

INTER-UNIVERSITY CONSORTIUM FOR
POLITICAL AND SOCIAL RESEARCH

MFI

I
C
P
S

NATIONAL SURVEY OF YOUTH, 1967
(SSA 3509)

96133

Principal
Investigators

Martin Gold
Joy A. Williams

ICPSR Edition
January 1974

U.S. Department of Justice
National Institute of Justice

This document has been reproduced exactly as received from the person or organization originating it. Points of view or opinions stated in this document are those of the authors and do not necessarily represent the official position or policies of the National Institute of Justice.

Permission to reproduce this copyrighted material has been granted by
Public Domain
U.S. Dept of Justice
to the National Criminal Justice Reference Service (NCJRS).

Further reproduction outside of the NCJRS system requires permission of the copyright owner.



NATIONAL SURVEY OF YOUTH, 1967

(SSA 3509)

Principal Investigators

Martin Gold
Jay R. Williams

NCJRS
JAN 1974
ACQUISITIONS

Inter-university Consortium for Political
and Social Research

P.O. Box 1248
Ann Arbor, Michigan 48106

ICPSR Edition
January 1974

ACKNOWLEDGMENT OF ASSISTANCE

All manuscripts utilizing data made available through the Consortium should acknowledge that fact as well as identify the original collector of the data. The ICPSR Council urges all users of ICPSR data facilities to follow some adaptation of this statement with the parentheses indicating items to be filled in appropriately or deleted by the individual user.

The data (and tabulations) utilized in this (publication) were made available (in part) by the Inter-university Consortium for Political and Social Research. The data for NATIONAL SURVEY OF YOUTH, 1967 were originally collected by Martin Gold and Jay R. Williams. Neither the original collector of the data nor the Consortium bear any responsibility for the analyses or interpretation presented here.

In order to provide funding agencies with essential information about the use of archival resources, and to facilitate the exchange of information about ICPSR participants' research activities, each user of the ICPSR data facilities is expected to send two copies of each completed manuscript or thesis abstract to the Consortium. Please indicate in the cover letter which data were used.

STUDY DESCRIPTION

847 interviews were collected in the spring of 1967 in a study designed to measure the frequency and seriousness of delinquent activity, detected or undetected, among a representative sample of American boys and girls 13 to 16 years old. The interview elicited information about the teenagers' family characteristics, including parents' education, job history, and family size, attitudes toward school, school grade, peer group activities and job aspirations. Respondents were asked to indicate which of sixteen offenses they had committed in the previous three years and then detailed questions about the circumstances of each offense they reported. The teenagers' reports of delinquency were checked against official delinquency records.

The investigator requests that a senior researcher be the official recipient of the data and take full responsibility for any current or subsequent analyses of the data. He requests also that a description of intended use of the data be submitted to him for review. Therefore, please include this information when requesting the dataset. Two data files are available: one with the individual respondent as the unit of analysis (50 cards of data per respondent, and 828 variables) and one with each incidence of an offense as the unit of analysis (1597 variables).

NATIONAL SURVEY OF YOUTH

ENCLOSED IS THE INFORMATION CONCERNING VARIABLE NUMBERS AND LOCATIONS THAT SHOULD BE USED WHEN USING THE DATA FROM THE NATIONAL SURVEY OF YOUTH. TO USE THE MAIN FILE, THE USER SHOULD REFER TO THE MAIN FILE CROSS REFERENCE LIST FOR THE CORRECT VARIABLE NUMBER FOR A PARTICULAR QUESTION. NON-OSIRIS USERS SHOULD THEN REFER TO THE MAIN FILE OSIRIS DICTIONARY LISTING FOR THE LOCATION OF THE VARIABLE. THERE IS NO CROSS-REFERENCE LIST FOR THE OFFENSES FILE BUT DATA FOR DECKS 26-41 WHICH ARE THE 16 INDIVIDUAL OFFENSE FORMS GENERALLY FOLLOW THE ORDER OF THE OFFENSE FILE OSIRIS DICTIONARY LISTING. THE USER SHOULD USE THE VARIABLE NAME TO DETERMINE WHICH VARIABLES MATCH WHICH QUESTIONS. TO ACCESS THE INDICES THE USER SHOULD USE THE PROCEDURE OUTLINED FOR THE MAIN FILE.

THE COLUMN LOCATIONS AND VARIABLE NUMBERS IN THE CODEBOOK ARE INCORRECT AND SHOULD BE IGNORED.

THIS STUDY IS A CLASS IV STUDY. THE DOCUMENTATION ENCLOSED IS ALL THAT WE HAVE AT THE PRESENT TIME. WHILE WE CANNOT GUARANTEE THE ACCURACY OF THE DOCUMENTATION, WE WILL TRY TO RESOLVE ANY PROBLEMS THAT ARISE.

ADDENDA TO THE DOCUMENTATION ARE FOUND AT THE END OF THIS DOCUMENT

QUESTIONNAIRE ITEMS

Question Number	Variable Number	Question Number	Variable Number	Question Number	Variable Number
1	62-70	DK17 25	228	DK17 52	Where job fal- (Girls-Future Husband)
2	71-80	25a	229	DK18 53	286
3	81	25b	230	53b	291
3a	82	25c	231-242	53c	292
3b	83	25d	243	53d	293
3c	84	26	244	53e	294
3d	85	26a	245	53f	295
3e	86	27	246	53g	296
3f	87	27a	247	53h	297
3g	88	28	248	53i	298
4	89-103	29	249	53j	299
5a	104	30	250	53k	300
5b	105	30a	251	54	287-290
5c	106	31	252,556	54	301-304
5d	107	31a	253	55	305
5e	108	(DK25) 31b	557	55a	306
6	8-21	DK17 31c	254	56	307
7	109-125	(DK25) 31d	255	57	308-309
8	126-142	(DK17)(DK25) 31e	558	58	310
9	143	(DK17) 32	256,559	59	311-312
10	144	DK17 33	257	60	313
11	145-172	33a	258	61	314
12	173-189	33b	259	62	315
12a	190,192	33c	260	62a	316
12b	191,193	33d	261	62b	317
12c	194	34	262	62c	318
13	195	35	263	62d	319
13a	196	(DK17)(DK25) 36	264,560	62e	320
13b	197-198	37	265	62f	321
14	199	DK17 37a	266	62g	322
15	200,552	37b	267	62h	323
15a	201	37c	268	63	324
(DK25) 15b	553	37d	269	64	325-326
DK16 16	202	38	270	65	327
17	203	39	271	66	328
(DK25) 18	554	40	272	67	329-330
DK16 19	204	41	273	68	331
20	205	42	274	69	332-333
20a	206	43	275	70	334
20b	207	44	276	71	335
20c	208-219	44a	277-279	72	336-339
20d	220	45	280	72 (Sum- mary)	340-348
21	221	45a	281	73	568-570
21a	222	46	282	73 (Sum- mary)	349-361
22	223	46a	283	74	362-378
22a	224	47	284	DK20 75	379-395
?	225 (maybe Q.23)	48	22-45		
DK17 24	226	(DK25) 49	561-565		
(DK25) 24a	555	DK17 50	285		
24b	227	(DK25) 51	561-565		

Question Number	Variable Number	Question Number	Variable Number
DK20 76	396	87 (Summary)	494
77	(?) Maybe 46-61 "Things you've done"	DK23 SEX	495
78.1	397-399	88	496
78.2	400-402	89	497
78.3	403-405	89a	498
78.4	406-408	89b	499
78.5	409-411	89c	500
78.6	412-414	89d	501
78.7	415-417	89e	502
78.8	418-420	89f	503
DK21 78.9	421-423	89g	504
78.10	424-426	89h	505
78.11	427-429	89i	506
78.12	430-432	89j	507
78.13	433-435	89k	508
78.14	436-438	89l	509-511
78.15	439-441	89m	512
78.16	442-444	89n	513
78.17	445-447	89o	514, 571-572
DK22 79	Forms A through P	89p	515
80	448-451	89q	573
81	452	90	516
81a	453	91	517
82	454	91a	518
82a	455-458	92	519
82b	459	93	520, 521
82c	460	94	522
83	461-464	95	523
84	465-472	95a	524
85	473-480	95b	525
86	481-488	95c	526
87	489-492, 566	(DK23) 95d	527, 567
(DK25) 87a-h	493	DK23 96	528
(Summary)		96a	529

DK 24 Col 21-36
Interview Information

536-551
530-535

INDICES

Var. No.	Page No.	Var. No.	Page No.	Var. No.	Page No.
574	11	609	OCCUPATION AFTER	654	219
575	DK 47 Col. 7-9		SCHOOLING-DUNCAN	655	185
576	1		SES	656	217
577	134	610	227	657	75
578	19	611	224	658	232
579	178	612	247	659	229
580	71	613	164	660	231
581	221	614	255	661	209
582	192	615	25	662	136, 137
583	191	616	138	663	73, 74
584	234	617	67	664	218
585	235	618	245	665	186
586	101	619	72	666	216
587	244	620	135	667	241
588	37	621	179	668	AVERAGE DELINQUENT
589	TOTAL # OFFENSE	622	18		ALL TEENS
	FORMS	623	2	669	AVERAGE DELINQUENT
590	20, 21	624	104		FRIEND
591	22, 23	625	220	670	PERCEIVED RISK
592	89	626	99	671	93
593	PERCEPTION OF RISK	627	10	672	27
594	225	628	228	673	80
595	226	629	212	674	78
596	FATHER 1st OCCUPATION-DUNCAN SES	630	159	675	215
		631	230	676	184
597	FATHER LAST JOB-DUNCAN SES	632	238	677	69
		633	208	678	132
598	MAIN SUPPORT OCCUPATION-DUNCAN SES	634	155	679	133
		635	42	680	240
599	MAIN SUPPORT 2nd JOB-DUNCAN SES	636	43	681	103
		637	90	682	5
600	MOTHER 1st OCCUPATION-DUNCAN SES	638	161	683	173
		639	158	684	77
601	MOTHER 2nd OCCUPATION-DUNCAN SES	640	171	685	48
		641	35	686	120
602	PATERNAL GRANDFATHER OCCUPATION-DUNCAN SES	642	177	687	140
		643	65	688	32
603	MATERNAL GRANDFATHER OCCUPATION-DUNCAN SES	644	139	689	258
		645	76	690	115
604	BEST JOB--DUNCAN SES	646	210	691	169
605	WORST JOB--DUNCAN SES	647	168	692	157
606	JOB SETTLE FOR--DUNCAN SES	648	166	693	246
		649	239	694	100
607	JOB FATHER WOULD CHOOSE-DUNCAN SES	650	17	695	79
		651	176	696	33
608	JOB MOTHER WOULD CHOOSE-DUNCAN SES	652	6	697	29
		653	57	698	206

Question Number	Variable Number	Question Number	Variable Number
DK20 76	396	87(Summary)	494
77	(?) Maybe 46-61 "Things you've done"	DK23 SEX	495
78.1	397-399	88	496
78.2	400-402	89	497
78.3	403-405	89a	498
78.4	406-408	89b	499
78.5	409-411	89c	500
78.6	412-414	89d	501
78.7	415-417	89e	502
78.8	418-420	89f	503
DK21 78.9	421-423	89g	504
78.10	424-426	89h	505
78.11	427-429	89i	506
78.12	430-432	89j	507
78.13	433-435	89k	508
78.14	436-438	89l	509-511
78.15	439-441	89m	512
78.16	442-444	89n	513
78.17	445-447	89o	514, 571-572
DK22 79	Forms A through P	89p	515
80	448-451	89q	573
81	452	90	516
81a	453	91	517
82	454	91a	518
82a	455-458	92	519
82b	459	93	520, 521
82c	460	94	522
83	461-464	95	523
84	465-472	95a	524
85	473-480	95b	525
86	481-488	95c	526
87	489-492, 566	(DK23) (DK25) 95d	527, 567
(DK25) 87a-h	493	DK23 96	528
(Summary)		96a	529

DK 24 Col 21-36 Interview Information 536-551 530-535

INDICES

Var. No.	Page No.	Var. No.	Page No.	Var. No.	Page No.
574	11	609	OCCUPATION AFTER	654	219
575	DK 47 Col. 7-9		SCHOOLING-DUNCAN	655	185
576	1		SES	656	217
577	134	610	227	657	75
578	19	611	224	658	232
579	178	612	247	659	229
580	71	613	164	660	231
581	221	614	255	661	209
582	192	615	25	662	136, 137
583	191	616	138	663	73, 74
584	234	617	67	664	218
585	235	618	245	665	186
586	101	619	72	666	216
587	244	620	135	667	241
588	37	621	179	668	AVERAGE DELINQUENCY ALL TEENS
589	TOTAL # OFFENSE FORMS	622	18		
		623	2	669	AVERAGE DELINQUENCY FRIEND PERCEIVED RISK
590	20, 21	624	104		
591	22, 23	625	220	670	
592	89	626	99	671	93
593	PERCEPTION OF RISK	627	10	672	27
594	225	628	228	673	80
595	226	629	212	674	78
596	FATHER 1st OCCUPATION-DUNCAN SES	630	159	675	215
		631	230	676	184
597	FATHER LAST JOB-DUNCAN SES	632	238	677	69
		633	208	678	132
598	MAIN SUPPORT OCCUPATION-DUNCAN SES	634	155	679	133
		635	42	680	240
599	MAIN SUPPORT 2nd JOB-DUNCAN SES	636	43	681	103
		637	90	682	5
600	MOTHER 1st OCCUPATION-DUNCAN SES	638	161	683	173
		639	158	684	77
601	MOTHER 2nd OCCUPATION-DUNCAN SES	640	171	685	48
		641	35	686	120
602	PATERNAL GRANDFATHER OCCUPATION-DUNCAN SES	642	177	687	140
		643	65	688	32
603	MATERNAL GRANDFATHER OCCUPATION-DUNCAN SES	644	139	689	258
		645	76	690	115
604	BEST JOB--DUNCAN SES	646	210	691	169
605	WORST JOB--DUNCAN SES	647	168	692	157
606	JOB SETTLE FOR-DUNCAN SES	648	166	693	246
		649	239	694	100
607	JOB FATHER WOULD CHOOSE-DUNCAN SES	650	17	695	79
		651	176	696	33
608	JOB MOTHER WOULD CHOOSE-DUNCAN SES	652	6	697	29
		653	57	698	206

<u>Var. No.</u>	<u>Page No.</u>	<u>Var. No.</u>	<u>Page No.</u>	<u>Var. No.</u>	<u>Page No.</u>
699	59	738	46(?)	777	
700	63	739	251	778	
701	61	740	14	779	? (193 or 194)
702	108	741	50	780	222
703	106	742	205	781	26
704	70	743	13	782	198
705	58	744	91	783	121
706	105	745	144	784	199
707	34	746	148	785	122
708	30	747	146	786	223
709	(207)	748	147	787	201
710	60	749	242	788	125
711	64	750	243	789	200
712	62	751	68	790	124
713	109	752	211	791	51
714	107	753	39	792	52
715	28	754	202	793	163
716	257	755	203	794	181
717	114	756	12	795	180
718	256	757	40	796	183
719	145	758	41	797	182
720	128	759	156	798	49
721	96	760	233	799	36
722	189	761	8	800	92
723	197	762	9	801	81
724	253	763	53	802	123
725	236	764	47	803	170
726	129	765	131	804	84
727	112	766	259	805	83
728	110	767	260	806	82
729	254	768	172	807	195
730	237	769	?	808	150
731	130	770	152	809	151
732	113	771	160	810	38
733	111	772	153	811-826	?
734	3	773	7	827	Q.95d (ORIG. CODEBOOK)
735	4	774	66	828	154
736	127	775	162		
737	204 (?)	776			

September 22, 1967

ADDITIONS TO OCCUPATION CODE FOR G136-1 ONLY
CARD 25

ISR ID.

998	Don't Know
910	President, U.S.A.
911	Airplane Stewardess
912	Model
913	Peace Corps & Vista
914	Astronaut
915	Business Man
916	Criminal or Beggar
997	Other

OSIRIS DICTIONARY LISTING OF MAIN FILE

PAGE 1

VAR #	NAME	START TLOC	WIDTH/ RESP	# RESP	MD1	MD2
1	STUDY NUMBER	1	4	1		
2	INTERVIEW NUMBER	5	4	1	0000	
3	ELIGIBLE RESPONDENT	9	1	1	9	9
4	NUMBER OF CALLS	10	1	1	9	9
5	RESULT OF CALL	11	1	1	0	
6	ASSIGN DU OR NEGRO SUPP	12	1	1	0	3
7	INTERVIEWER	13	2	1	00	43
8	TEACHERS UNDERSTAND	15	1	1	9	6
9	BETTER JOB	16	1	1	9	6
10	KID HANG AROUND WITH	17	1	1	9	6
11	DOING SOMETHING WORTH	18	1	1	9	6
12	GOOD BUNCH OF KIDS	19	1	1	9	6
13	TEACHERS FAIR	20	1	1	9	6
14	KID I ENJOY DATING THERE	21	1	1	9	6
15	DO THINGS FUN	22	1	1	9	6
16	I AM POPULAR AT SCH	23	1	1	9	6
17	HELPS IMPROVE ABILITY	24	1	1	9	6
18	GET INTO COLLEGE	25	1	1	9	6
19	TEACHER HELP KIDS LEARN	26	1	1	9	6
20	LEARNING ITSELF WORTH	27	1	1	9	6

VAR #	NAME	START TLOC	WIDTH/ RESP	# RESP	MD1	MD2
21	SENSE OF ACCOMPLISHMENT	28	1	1	9	6
22	FATHER RIGHT AFFECTION	29	1	1	9	6
23	FATHER LETS DRESS	30	1	1	9	6
24	FATHER ACCEPTS AS PERSON	31	1	1	9	6
25	WANT TO LIKE FATHER	32	1	1	9	6
26	FATHER TELLS SPARE TIME	33	1	1	9	6
27	FATHER HELPS PLANS	34	1	1	9	6
28	FATHER EASY CONFIDE	35	1	1	9	6
29	CLOSE TO FATHER	36	1	1	9	6
30	FATHER PUSHES BE BEST	37	1	1	9	6
31	FATHER SETS FEW RULES	38	1	1	9	6
32	M AND F GET ALONG WELL	39	1	1	9	6
33	MOTHER NO MORE THAN NEC.	40	1	1	9	6
34	MOTHER HELP WHEN SCARED	41	1	1	9	6
35	MOTHER TELLS SPARE TIME	42	1	1	9	6
36	MOTHER AND I DO THINGS	43	1	1	9	6
37	MOTHER EASY TO CONFIDE	44	1	1	9	6
38	CLOSE TO MOTHER	45	1	1	9	6
39	MOTHER PUSHES DO BEST	46	1	1	9	6
40	WANT BE LIKE MOTHER	47	1	1	9	6
41	MOTHER RIGHT AFFECTION	48	1	1	9	6
42	MOTHER LETS DRESS	49	1	1	9	6
43	MOTHER SETS RULES	50	1	1	9	6

VAR #	NAME	START TLOC	WIDTH/RESP	# RESP	MD1	MD2
44	MOTHER HELPS PLANS	51	1	1	9	6
45	FAMILY ACCEPTS EACH	52	1	1	9	6
46	RAN AWAY FROM HOME	53	1	1	9	3
47	HIT A PARENT	54	1	1	9	3
48	SKIPPED A DAY OF SCHOOL	55	1	1	9	3
49	DAMAGE OR MESS UP	56	1	1	9	3
50	LIE ABOUT AGE	57	1	1	9	3
51	LIE ABOUT WHAT DO	58	1	1	9	3
52	TOOK SOMETHING	59	1	1	9	3
53	INJURED SOMEONE	60	1	1	9	3
54	THREATENED TO INJURE	61	1	1	9	3
55	WENT ONTO PROPERTY	62	1	1	9	3
56	WENT INTO BUILDING	63	1	1	9	3
57	CARRIED A GUN OR KNIFE	64	1	1	9	3
58	DRANK BEER, WINE, ETC.	65	1	1	9	3
59	USED DRUGS OR CHEM	66	1	1	9	3
60	TOOK PART IN GANG FIGHT	67	1	1	9	3
61	TOOK A CAR	68	1	1	9	3
62	GOOD THINGS ROLES 1	69	1	1	0	8
63	GOOD THINGS COMPARISON 1	70	1	1	0	9

VAR #	NAME	START TLOC	WIDTH/RESP	# RESP	MD1	MD2
64	GOOD THINGS SUBJECT 1	71	2	1	00	89
65	GOOD THINGS ROLES 2	73	1	1	0	8
66	GOOD THINGS COMPARISON 2	74	1	1	0	9
67	GOOD THINGS SUBJECT 2	75	2	1	00	89
68	GOOD THINGS ROLES 3	77	1	1	0	8
69	GOOD THINGS COMPARISON 3	78	1	1	0	9
70	GOOD THINGS SUBJECT 3	79	2	1	00	89
71	BAD THINGS ROLES 1	81	1	1	0	9
72	BAD THINGS COMPARISON 1	82	1	1	0	9
73	BAD THINGS SUBJECT 1	83	2	1	00	89
74	BAD THINGS ROLES 2	85	1	1	0	9
75	BAD THINGS COMPARISON 2	86	1	1	0	9
76	BAD THINGS SUBJECT 2	87	2	1	00	89
77	BAD THINGS ROLES 3	89	1	1	0	9
78	BAD THINGS COMPARISON 3	90	1	1	0	9
79	BAD THINGS SUBJECT 3	91	2	1	00	89
80	GOOD THINGS VS PROBLEMS	93	1	1	0	4
81	GOING TO SCHOOL	94	1	1	9	6
82	NO SCHOOL-WHY NOT	95	1	1	0	8
83	HOW OLD WHEN DROP OUT	96	2	1	00	88
84	GRADE WHEN DROP OUT	98	2	1	00	88
85	WHY DROP OUT	100	2	1	00	10
86	GRADE NOW	102	2	1	00	13

VAR #	NAME	START TLOC	WIDTH/RESP	# RESP	MD1	MD2
87	KIND OF SCHOOL	104	1	1	0	6
88	TYPE OF H.S. PROGRAM	105	1	1	0	8
89	SCHOOL SUBJECTS	106	2	6	00	16
90	FIRST SCHOOL SUBJECT	118	2	1	00	16
91	SECOND SCHOOL SUBJECT	120	2	1	00	16
92	THIRD SCHOOL SUBJECT	122	2	1	00	16
93	FOURTH SCHOOL SUBJECT	124	2	1	00	16
94	FIFTH SCHOOL SUBJECT	126	2	1	00	16
95	SIXTH SCHOOL SUBJECT	128	2	1	00	16
96	SCHOOL GRADES	130	1	6	0	7
97	GRADE, FIRST SUBJECT	136	1	1	0	7
98	GRADE, SECOND SUBJECT	137	1	1	0	7
99	GRADE, THIRD SUBJECT	138	1	1	0	7
100	GRADE, FOURTH SUBJECT	139	1	1	0	7
101	GRADE, FIFTH SUBJECT	140	1	1	0	7
102	GRADE, SIXTH SUBJECT	141	1	1	0	7
103	FINISH HIGH SCHOOL	142	1	1	9	6
104	WHY NOT FINISH H.S.	143	2	1	00	88
105	HOW SURE NOT FINISH H.S.	145	1	1	0	6
106	HOW SURE FINISH H.S.	146	1	1	0	6

VAR #	NAME	START TLOC	WIDTH/RESP	# RESP	MD1	MD2
107	PLAN GO TO COLLEGE	147	1	1	9	9
108	HOW SURE GO COLLEGE	148	1	1	0	6
109	IDEAL BOY-TALL-SHORT	149	1	1	9	8
110	I.B. STURDY	150	1	1	9	8
111	I.B. DELICATE	151	1	1	9	8
112	I.B. SMART	152	1	1	9	8
113	I.B. SLOW	153	1	1	9	8
114	I.B. FEARLESS	154	1	1	9	8
115	I.B. NOT GOOD LOOKING	155	1	1	9	8
116	I.B. YIELDING	156	1	1	9	8
117	I.B. GRUFF	157	1	1	9	8
118	I.B. DEPENDENT	158	1	1	9	8
119	I.B. STRONG	159	1	1	9	8
120	I.B. BRAVE	160	1	1	9	8
121	I.B. HELPLESS	161	1	1	9	8
122	I.B. GENTLE	162	1	1	9	8
123	I.B. SMOOTH	163	1	1	9	8
124	I.B. FRAIL	164	1	1	9	8
125	I.B. COOL	165	1	1	9	8
126	IDEAL GIRL TALL	166	1	1	9	8
127	I.G. STURDY	167	1	1	9	8
128	I.G. DELICATE	168	1	1	9	8
129	I.G. SMART	169	1	1	9	8

VAR #	NAME	START TLOC	WIDTH/ RESP	# RESP	MD1	MD2
130	I.G. SLOW	170	1	1	9	8
131	I.G. FEARLESS	171	1	1	9	8
132	I.G. NOT GOOD LOOKING	172	1	1	9	8
133	I.G. YIELDING	173	1	1	9	8
134	I.G. GRUFF	174	1	1	9	8
135	I.G. DEPENDENT	175	1	1	9	8
136	I.G. STRONG	176	1	1	9	8
137	I.G. BRAVE	177	1	1	9	8
138	I.G. HELPLESS	178	1	1	9	8
139	I.G. GENTLE	179	1	1	9	8
140	I.G. SMOOTH	180	1	1	9	8
141	I.G. FRAIL	181	1	1	9	8
142	I.G. COOL	182	1	1	9	8
143	CHART IDEAL BOY	183	1	1	9	8
144	CHART IDEAL GIRL	184	1	1	9	8
145	HAVE A MOTHER	185	1	1	9	6
146	HAVE A FATHER	186	1	1	9	6
147	HAVE A STEPMOTHER	187	1	1	9	6
148	HAVE A STEPFATHER	188	1	1	9	6
149	ANY OLDER SISTERS	189	1	1	9	6

VAR #	NAME	START TLOC	WIDTH/ RESP	# RESP	MD1	MD2
150	NUMBER OLDER SISTERS	190	1	1	0	9
151	OLDER SISTERS' AGES	191	2	3	00	99
152	OLDER SISTER'S AGE 1	197	2	1	00	99
153	OLDER SISTER'S AGE 2	199	2	1	00	99
154	OLDER SISTER'S AGE 3	201	2	1	00	99
155	ANY YOUNGER SISTERS	203	1	1	9	6
156	NUMBER YOUNGER SISTERS	204	1	1	0	9
157	YOUNGER SISTERS' AGES	205	2	3	00	99
158	YOUNGER SISTER'S AGE 1	211	2	1	00	99
159	YOUNGER SISTER'S AGE 2	213	2	1	00	99
160	YOUNGER SISTER'S AGE 3	215	2	1	00	99
161	ANY OLDER BROTHERS	217	1	1	9	6
162	NUMBER OLDER BROTHERS	218	1	1	0	9
163	OLDER BROTHERS' AGES	219	2	3	00	99
164	OLDER BROTHER'S AGE 1	225	2	1	00	99
165	OLDER BROTHER'S AGE 2	227	2	1	00	99
166	OLDER BROTHER'S AGE 3	229	2	1	00	99
167	ANY YOUNGER BROTHERS	231	1	1	9	6
168	NUMBER YOUNGER BROTHERS	232	1	1	0	9
169	YOUNGER BROTHERS' AGES	233	2	3	00	99
170	YOUNGER BROTHER'S AGE 1	239	2	1	00	99
171	YOUNGER BROTHER'S AGE 2	241	2	1	00	99
172	YOUNGER BROTHER'S AGE 3	243	2	1	00	99

VAR #	NAME	START TLOC	WIDTH/ RESP	# RESP	MD1	MD2
173	LIVING WITH MOTHER	245	1	1	9	6
174	LIVING WITH FATHER	246	1	1	9	6
175	LIVING WITH STEPMOTHER	247	1	1	9	6
176	LIVING WITH STEPFATHER	248	1	1	9	6
177	LIVING WITH OLDER SIS	249	1	1	9	6
178	NO. OLDER SIS LIVE WITH	250	1	1	0	9
179	LIVE WITH YOUNGER SIS	251	1	1	9	6
180	NO. YOUNGER SIS LIVE WIT	252	1	1	0	9
181	LIVE WITH OLDER BROTHERS	253	1	1	9	6
182	NO. OLDER BRO. LIVE WITH	254	1	1	0	9
183	LIVE WITH YOUNGER BRO	255	1	1	9	6
184	NO. YOUNGER BRO LIVE WIT	256	1	1	0	9
185	OTHER FAMILY MEMBERS	257	1	4	0	9
186	OTHER FAMILY MEMBERS 1	261	1	1	0	9
187	OTHER FAMILY MEMBERS 2	262	1	1	0	9
188	OTHER FAMILY MEMBERS 3	263	1	1	0	9
189	OTHER FAMILY MEMBERS 4	264	1	1	0	9
190	WHY NOT LIVE WITH MOTHER	265	1	1	0	99
191	AGE LAST LIVE WITH MOTH	266	2	1	00	99
192	WHY NOT LIVE WITH DAD	268	1	1	0	9

VAR #	NAME	START TLOC	WIDTH/ RESP	# RESP	MD1	MD2
193	AGE LAST LIVE WITH DAD	269	2	1	00	99
194	AGE BEGAN LIVING WITH	271	2	1	00	99
195	EVER SUBSTITUTE	273	1	1	9	6
196	WHO SUBSTITUTE	274	1	1	0	9
197	SUBSTITUTE FROM AGE	275	2	1	00	99
198	SUBSTITUTE TO AGE	277	2	1	00	99
199	OWN OR RENT HOME	279	1	1	9	8
200	FATHER'S WORK	280	1	1	0	6
201	RETIRED-UNEMPLOYED	281	1	1	0	6
202	DAD WORK FOR SELF	282	1	1	0	3
203	WHO SUPPORTS FAMILY	283	1	1	0	9
204	MAIN SUPPORT WORK SELF	284	1	1	0	3
205	OWN OR RENT FARM	285	1	1	0	4
206	ACRES OPERATED	286	4	1	0000	9999
207	OWN LIVESTOCK	290	1	1	0	6
208	JOB 1 KIND OF LIVESTOCK	291	1	5	0	9
209	KIND OF LIVESTOCK 1	296	1	1	0	9
210	KIND OF LIVESTOCK 2	297	1	1	0	9
211	KIND OF LIVESTOCK 3	298	1	1	0	9
212	KIND OF LIVESTOCK 4	299	1	1	0	9
213	KIND OF LIVESTOCK 5	300	1	1	0	9
214	JOB 1 NO. OF LIVESTOCK	301	3	5	000	999
215	NUMBER OF LIVESTOCK 1	316	3	1	000	999

VAR #	NAME	START TLOC	WIDTH/RESP	# RESP	MD1	MD2
216	NUMBER OF LIVESTOCK 2	319	3	1	000	999
217	NUMBER OF LIVESTOCK 3	322	3	1	000	999
218	NUMBER OF LIVESTOCK 4	325	3	1	000	999
219	NUMBER OF LIVESTOCK 5	328	3	1	000	999
220	HOW MANY WORK ON FARM	331	1	1	0	7
221	OVER FATHER AT WORK	332	1	1	0	6
222	BOSS'S BOSS FATHER	333	1	1	0	6
223	UNDER FATHER AT WORK	334	1	1	0	6
224	UNDER THOSE UNDER DAD	335	1	1	0	6
225	WORK FOR SELF, EMPLOY F	336	1	1	0	7
226	FATHER ANY OTHER JOB	337	1	1	0	6
227	OTHER JOB-SELF-OTHER	338	1	1	0	3
228	JOB 2-FARMER-OWN-RENT	339	1	1	0	4
229	JOB 2-FARMER ACRES	340	4	1	0000	9999
230	JOB 2-FARM-OWN LIVESTOCK	344	1	1	0	6
231	JOB 2-KIND OF LIVESTOCK	345	1	5	0	9
232	JOB 2-KIND OF LIVESTOCK1	350	1	1	0	9
233	JOB 2-KIND OF LIVESTOCK2	351	1	1	0	9
234	JOB 2-KIND OF LIVESTOCK3	352	1	1	0	9
235	JOB 2-KIND OF LIVESTOCK4	353	1	1	0	9

VAR #	NAME	START TLOC	WIDTH/RESP	# RESP	MD1	MD2
236	JOB 2-KIND OF LIVESTOCK5	354	1	1	0	9
237	JOB 2 NO. OF LIVESTOCK	355	3	5	000	999
238	JOB 2-NUMBER LIVESTOCK 1	370	3	1	000	999
239	JOB 2-NUMBER LIVESTOCK 2	373	3	1	000	999
240	JOB 2-NUMBER LIVESTOCK 3	376	3	1	000	999
241	JOB 2-NUMBER LIVESTOCK 4	379	3	1	000	999
242	JOB 2-NUMBER LIVESTOCK 5	382	3	1	000	999
243	JOB 2-FARM-NUMBER WORK	385	1	1	0	7
244	OVER DAD AT WORK 2	386	1	1	0	6
245	OVER DAD'S BOSS 2	387	1	1	0	6
246	UNDER FATHER AT WORK 2	388	1	1	0	6
247	UNDER THOSE UNDER DAD 2	389	1	1	0	6
248	WORKING FOR DAD 2	390	1	1	0	7
249	JOBS IN LAST FIVE YEARS	391	1	1	9	7
250	OUT OF WORK IN YEARS	392	1	1	0	6
251	WEEKS OUT OF WORK	393	3	1	000	999
252	DOES MOTHER WORK	396	1	1	0	6
253	HOW MANY HRS. MOM WORK	397	1	1	0	5
254	MOM ANY OTHER JOB	398	1	1	0	6
255	MOM 2ND JOB HRS. WORK	399	1	1	0	5
256	SOURCE OF P GRANDF INFO	400	1	1	9	5
257	P. GRANDF SELF OR OTHER	401	1	1	0	3
258	OVER P GRANDF AT WORK	402	1	1	0	6

VAR #	NAME	START TLOC	WIDTH/RESP	# RESP	MD1	MD2
259	OVER P GRANDF'S BOSS	403	1	1	0	6
260	UNDER P GRANDF AT WORK	404	1	1	0	6
261	UNDER THOSE UNDER P GR	405	1	1	0	6
262	WORKING FOR P GRANDF	406	1	1	0	7
263	REL DAD GREW UP IN	407	2	1	99	99
264	SOURCE OF M GRANDF INFO	409	1	1	9	5
265	M GRANDF SELF OR OTHER	410	1	1	0	3
266	OVER M GRANDF AT WORK	411	1	1	0	6
267	OVER M GRANDF'S BOSS	412	1	1	0	6
268	UNDER M GRANDF AT WORK	413	1	1	0	6
269	UNDER THOSE UNDER M GF	414	1	1	0	6
270	WORKING FOR M GRANDF	415	1	1	0	7
271	REL MCM GREW UP IN	416	2	1	99	99
272	NATIONALITY DAD'S SIDE	418	1	1	0	9
273	FATHER BORN IN US	419	1	1	0	6
274	NATIONALITY MOM'S SIDE	420	1	1	0	9
275	MOTHER BORN IN US	421	1	1	0	6
276	GRANDPARENTS OUTSIDE US	422	1	1	0	6
277	GRANDPARENTS BIRTHPLACE	423	1	2	0	9
278	WHERE GP'S BORN 1	425	1	1	0	9

VAR #	NAME	START TLOC	WIDTH/RESP	# RESP	MD1	MD2
279	WHERE GP'S BORN 2	426	1	1	0	9
280	FATHER'S SCHOOLING	427	2	1	99	11
281	KIND OF SCHOOL FATHER	429	1	1	0	4
282	MOTHER'S SCHOOLING	430	2	1	99	11
283	KIND OF SCHOOL MOTHER	432	1	1	0	4
284	RESPONDENT'S RELIGION	433	2	1	99	99
285	WHERE JOB FALL ON LINE	435	1	1	9	8
286	ANY CLOSE FRIENDS	436	1	1	9	6
287	DEF. OF CLOSE FRIEND	437	2	3	00	12
288	DEF OF CLOSE FRIEND 1	443	2	1	00	12
289	DEF OF CLOSE FRIEND 2	445	2	1	00	12
290	DEF OF CLOSE FRIEND 3	447	2	1	00	12
291	NUMBER OF CLOSE FRIENDS	449	2	1	00	99
292	1ST FRIEND BOY OR GIRL	451	1	1	0	3
293	HOW LONG KNOW 1ST	452	2	1	00	99
294	HOW OLD 1ST FRIEND	454	2	1	00	99
295	2ND FRIEND BOY OR GIRL	456	1	1	0	3
296	HOW LONG KNOW 2ND	457	2	1	00	99
297	HOW OLD 2ND FRIEND	459	2	1	00	99
298	3RD FRIEND BOY OR GIRL	461	1	1	0	3
299	HOW LONG KNOW 3RD	462	2	1	00	99
300	HOW OLD 3RD FRIEND	464	2	1	00	99
301	IF CLOSE WHAT MEAN	466	2	3	00	99

VAR #	NAME	START TLOC	WIDTH/RESP	# RESP	MD1	MD2
302	IF CLOSE WHAT MEAN 1	472	2	1	00	99
303	IF CLOSE WHAT MEAN 2	474	2	1	00	99
304	IF CLOSE WHAT MEAN 3	476	2	1	00	99
305	ANY KIDS HANG AROUND	478	1	1	0	6
306	HOW MANY HANG AROUND	479	2	1	00	99
307	FATHER KNOW FRIENDS	481	1	1	0	9
308	DAD FEEL ABOUT FRIENDS	482	1	1	0	5
309	DIMENSION DAD'S FEELINGS	483	1	1	0	9
310	MOTHER KNOW FRIENDS	484	1	1	0	9
311	MOM FEEL ABOUT FRIENDS	485	1	1	0	5
312	DIMENSION MOM'S FEELING	486	1	1	0	9
313	WOULD YOU SAY FATHER	487	1	1	0	6
314	WOULD YOU SAY MOTHER	488	1	1	0	6
315	OUT ON ANY DATES	489	1	1	9	6
316	HOW MANY PAST MONTH	490	2	1	00	99
317	DATE IN GROUPS OR NOT	492	1	1	0	3
318	DATE DIFF OR SAME	493	1	1	0	3
319	GO STEADY	494	1	1	0	6
320	HOW LONG GO STEADY	495	2	1	00	99
321	HOW OLD START GO STEADY	497	2	1	00	99

VAR #	NAME	START TLOC	WIDTH/RESP	# RESP	MD1	MD2
322	EVER GONE STEADY	499	1	1	0	6
323	HOW OLD EVER GO STEADY	500	2	1	00	99
324	BOYS-MOTHER KNOW DATES	502	1	1	0	9
325	BOY-MOM FEEL ABOUT DATE	503	1	1	0	5
326	BOY-DIM. USED FOR FEEL	504	1	1	0	9
327	BOY-WOULD SAY MOM	505	1	1	0	6
328	GIRL-DAD KNOW DATES	506	1	1	0	9
329	GIRL-DAD FEEL ABOUT DATE	507	1	1	0	5
330	GIRL-DIM. USED FOR DAD	508	1	1	0	9
331	GIRL-MOM KNOW DATES	509	1	1	0	9
332	GIRL-MOM FEEL ABOUT DAT	510	1	1	0	5
333	GIRL-DIM USED FOR MOM	511	1	1	0	9
334	GIRL-WOULD SAY FATHER	512	1	1	0	6
335	GIRL-WOULD SAY MOTHER	513	1	1	0	6
336	CLUBS OR GROUPS	514	2	3	00	13
337	CLUBS OR GROUPS 1	520	2	1	00	13
338	CLUBS OR GROUPS 2	522	2	1	00	13
339	CLUBS OR GROUPS 3	524	2	1	00	13
340	SEX TYPING OF GROUPS	526	1	3	0	4
341	SEX TYPING GROUP 1	529	1	1	0	4
342	SEX TYPING GROUP 2	530	1	1	0	4
343	SEX TYPING GROUP 3	531	1	1	0	4
344	SEX COMPOSITION OF GROUP	532	1	3	0	3

VAR #	NAME	START TLOC	WIDTH/RESP	# RESP	MD1	MD2
345	SEX COMPOSITICN GROUP 1	535	1	1	0	3
346	SEX COMPOSITICN GROUP 2	536	1	1	0	3
347	SEX COMPOSITICN GROUP 3	537	1	1	0	3
348	NUMBER OF GROUPS MENTION	538	1	1	9	9
349	SEX TYPING SPARE TIME	539	1	3	0	4
350	SEX TYPING SPARE TIME 1	542	1	1	0	4
351	SEX TYPING SPARE TIME 2	543	1	1	0	4
352	SEX TYPING SPARE TIME 3	544	1	1	0	4
353	ORGANIZATION SPARE	545	1	3	0	5
354	ORGANIZATION SPARE 1	548	1	1	0	5
355	ORGANIZATION SPARE 2	549	1	1	0	5
356	ORGANIZATION SPARE 3	550	1	1	0	5
357	SOC INTERACT SPARE	551	1	3	0	5
358	SOC INTERACT SPARE 1	554	1	1	0	5
359	SOC INTERACT SPARE 2	555	1	1	0	5
360	SOC INTERACT SPARE 3	556	1	1	0	5
361	NUMBER ACTIVITIES MENT	557	1	1	9	9
362	MYSELF-TALL-SHORT	558	1	1	9	8
363	MYSELF-STURDY	559	1	1	9	8
364	MYSELF-DELICATE	560	1	1	9	8

VAR #	NAME	START TLOC	WIDTH/RESP	# RESP	MD1	MD2
365	MYSELF-SMART	561	1	1	9	8
366	MYSELF-SLOW	562	1	1	9	8
367	MYSELF-FAIRLESS	563	1	1	9	8
368	MYSELF-NOT GOOD LOOKING	564	1	1	9	8
369	MYSELF-YIELDING	565	1	1	9	8
370	MYSELF-GRUFF	566	1	1	9	8
371	MYSELF-DEPENDENT	567	1	1	9	8
372	MYSELF-STRONG	568	1	1	9	8
373	MYSELF-BRAVE	569	1	1	9	8
374	MYSELF-HELPLESS	570	1	1	9	8
375	MYSELF-GENTLE	571	1	1	9	8
376	MYSELF-SMOOTH	572	1	1	9	8
377	MYSELF-FRAIL	573	1	1	9	8
378	MYSELF-COOL	574	1	1	9	8
379	LIKE TO BE-TALL	575	1	1	9	8
380	LIKE TO BE-STURDY	576	1	1	9	8
381	LIKE TO BE-DELICATE	577	1	1	9	8
382	LIKE TO BE-SMART	578	1	1	9	8
383	LIKE TO BE-SLOW	579	1	1	9	8
384	LIKE TO BE-FAIRLESS	580	1	1	9	8
385	LIKE TO BE-N GOOD LOOK	581	1	1	9	8
386	LIKE TO BE-YIELDING	582	1	1	9	8
387	LIKE TO BE-GRUFF	583	1	1	9	8

VAR #	NAME	START TLOC	WIDTH/RESP	# RESP	MD1	MD2
388	LIKE TO BE-DEPENDENT	584	1	1	9	8
389	LIKE TO BE-STRONG	585	1	1	9	8
390	LIKE TO BE-BRAVE	586	1	1	9	8
391	LIKE TO BE-HELPLESS	587	1	1	9	8
392	LIKE TO BE-GENTLE	588	1	1	9	8
393	LIKE TO BE-SMOOTH	589	1	1	9	8
394	LIKE TO BE-FRAIL	590	1	1	9	8
395	LIKE TO BE-COOL	591	1	1	9	8
396	FIGURE LIKE YOU	592	1	1	9	8
397	RUN AWAY ALL TEENS	593	2	1	99	11
398	RUN AWAY YOUR FRIENDS	595	2	1	99	11
399	RUN AWAY GET CAUGHT	597	2	1	99	11
400	HIT PARENT ALL TEENS	599	2	1	99	11
401	HIT PARENT FRIENDS	601	2	1	99	11
402	HIT PARENT GET CAUGHT	603	2	1	99	11
403	SKIP A DAY ALL TEENS	605	2	1	99	11
404	SKIP A DAY YOUR FRIENDS	607	2	1	99	11
405	SKIP A DAY GET CAUGHT	609	2	1	99	11
406	DAMAGE ALL TEENS	611	2	1	99	11
407	DAMAGE YOUR FRIENDS	613	2	1	99	11

VAR #	NAME	START TLOC	WIDTH/RESP	# RESP	MD1	MD2
408	DAMAGE GET CAUGHT	615	2	1	99	11
409	LIE AGE ALL TEENS	617	2	1	99	11
410	LIE AGE YOUR FRIENDS	619	2	1	99	11
411	LIE AGE GET CAUGHT	621	2	1	99	11
412	LIE DO ALL TEENS	623	2	1	99	11
413	LIE DO YOUR FRIENDS	625	2	1	99	11
414	LIE DO GET CAUGHT	627	2	1	99	11
415	STEAL ALL TEENS	629	2	1	99	11
416	STEAL YOUR FRIENDS	631	2	1	99	11
417	STEAL GET CAUGHT	633	2	1	99	11
418	INJURE ALL TEENS	635	2	1	99	11
419	INJURE YOUR FRIENDS	637	2	1	99	11
420	INJURE GET CAUGHT	639	2	1	99	11
421	THREATEN ALL TEENS	641	2	1	99	11
422	THREATEN YOUR FRIENDS	643	2	1	99	11
423	THREATEN GET CAUGHT	645	2	1	99	11
424	ON PROPERTY ALL TEENS	647	2	1	99	11
425	ON PROPERTY FRIENDS	649	2	1	99	11
426	ON PROPERTY GET CAUGHT	651	2	1	99	11
427	INTO HOUSE ALL TEENS	653	2	1	99	11
428	INTO HOUSE YOUR FRIENDS	655	2	1	99	11
429	INTO HOUSE GET CAUGHT	657	2	1	99	11
430	DRINK ALL TEENS	659	2	1	99	11

VAR #	NAME	START TLOC	WIDTH/RESP	# RESP	MD1	MD2
431	DRINK YOUR FRIENDS	661	2	1	99	11
432	DRINK GET CAUGHT	663	2	1	99	11
433	USE DRUGS ALL TEENS	665	2	1	99	11
434	USE DRUGS YOUR FRIENDS	667	2	1	99	11
435	USE DRUGS GET CAUGHT	669	2	1	99	11
436	FIGHT ALL TEENS	671	2	1	99	11
437	FIGHT YOUR FRIENDS	673	2	1	99	11
438	FIGHT GET CAUGHT	675	2	1	99	11
439	CARRY GUN ALL TEENS	677	2	1	99	11
440	CARRY GUN FRIENDS	679	2	1	99	11
441	CARRY GUN GET CAUGHT	681	2	1	99	11
442	TAKE CAR ALL TEENS	683	2	1	99	11
443	TAKE CAR YOUR FRIENDS	685	2	1	99	11
444	TAKE CAR GET CAUGHT	687	2	1	99	11
445	GO ALL WAY ALL TEENS	689	2	1	99	11
446	GO ALL WAY FRIENDS	691	2	1	99	11
447	GO ALL WAY GET CAUGHT	693	2	1	99	11
448	AUTH AFFECT REPORTED	695	1	1	0	4
449	AUTH DIM. REPORTED	696	1	2	0	9
450	AUTH DIM. REPORTED I	698	1	1	0	9

VAR #	NAME	START TLOC	WIDTH/RESP	# RESP	MD1	MD2
451	AUTH DIM. REPORTED 2	699	1	1	0	9
452	INVOLVEMENT EFFECT REP.	700	1	1	0	6
453	WHY IS THAT REPORTED	701	1	1	0	8
454	EVER CAUGHT POLICE	702	1	1	0	6
455	UNREP AUTH AFFECT	703	1	1	0	5
456	UNREP. AUTH. DIMENSION	704	1	2	0	9
457	UNREP AUTH DIMENSION 1	706	1	1	0	9
458	UNREP AUTH DIMENSION 2	707	1	1	0	9
459	UNREP. INVOLVE EFFECT	708	1	1	0	6
460	WHY IS THAT UNREP	709	1	1	0	8
461	WHY BREAK LAW OFTFN	710	2	3	00	99
462	WHY BREAK LAW OFTFN 1	716	2	1	00	99
463	WHY BREAK LAW OFTFN 2	718	2	1	00	99
464	WHY BREAK LAW OFTFN 3	720	2	1	00	99
465	NEWSPAPER YOUR FAMILY	722	1	1	9	9
466	HOUSE YOUR FAMILY	723	1	1	9	9
467	INFLUENCE YOUR FAMILY	724	1	1	9	9
468	RESPECT YOUR FAMILY	725	1	1	9	9
469	AFFORD YOUR FAMILY	726	1	1	9	9
470	ADVISE YOUR FAMILY	727	1	1	9	9
471	SOCIETY YOUR FAMILY	728	1	1	9	9
472	CITIZENS YOUR FAMILY	729	1	1	9	9
473	NEWSPAPER AV FAMILY	730	1	1	9	9

VAR #	NAME	START TLOC	WIDTH/ RESP	# RESP	MD1	MD2
474	HOUSE AVERAGE FAMILY	731	1	1	9	9
475	INFLUENCE AV. FAMILY	732	1	1	9	9
476	RESPECT AV. FAMILY	733	1	1	9	9
477	AFFORD AV. FAMILY	734	1	1	9	9
478	ADVICE AV. FAMILY	735	1	1	9	9
479	SOCIETY AV. FAMILY	736	1	1	9	9
480	CITIZENS AV. FAMILY	737	1	1	9	9
481	NEWSPAPER FUTURE FAMILY	738	1	1	9	9
482	HOUSE FUTURE FAMILY	739	1	1	9	9
483	INFLUENCE FUTURE FAMILY	740	1	1	9	9
484	RESPECT FUTURE FAMILY	741	1	1	9	9
485	AFFORD FUTURE FAMILY	742	1	1	9	9
486	ADVICE FUTURE FAMILY	743	1	1	9	9
487	SOCIETY FUTURE FAMILY	744	1	1	9	9
488	CITIZENS FUTURE FAMILY	745	1	1	9	9
489	WHAT DO AFTER SCHOOL 1	746	2	1	00	99
490	WHAT DO AFTER SCHOOL 2	748	2	1	00	99
491	WHAT DO AFTER SCHOOL 3	750	2	1	00	99
492	WHAT DO AFTER SCHOOL 4	752	2	1	00	99
493	OLDEST AGE AFTER SCHOOL	754	2	1	99	99

VAR #	NAME	START TLOC	WIDTH/ RESP	# RESP	MD1	MD2
494	MEANS-END CONGRUENCE	756	1	1	9	4
495	SEX OF RESPONDENT	757	1	1	9	3
496	STORY COMPLETION AFFECT	758	1	1	0	5
497	STARTED TO MENSTRUATE	759	1	1	0	6
498	HOW OLD FIRST PERIOD	760	2	1	00	98
499	INFORMATION BEFOREHAND	762	1	1	0	6
500	AGE GOT INFORMATION	763	2	1	00	98
501	HOW FIND INFORMATION	765	1	1	0	9
502	ARE PERIODS REGULAR	766	1	1	0	6
503	WHEN BECAME REGULAR	767	2	1	00	98
504	ANY PAIN	769	1	1	0	6
505	LITTLE OR LOT PAIN	770	1	1	0	3
506	MOODY, DEPRESSED	771	1	1	0	6
507	LITTLE OR MUCH MOODY	772	1	1	0	3
508	CONCERNED PEOPLE KNOW	773	1	1	0	9
509	CONCERNED WHICH PEOPLE	774	2	2	00	99
510	CONCERNED WHICH PEOPLE 1	778	2	1	00	99
511	CONCERNED WHICH PEOPLE 2	780	2	1	00	99
512	LITTLE OR MUCH CONCERN	782	1	1	0	3
513	ANYTHING NOT DO	783	1	1	0	6
514	WHAT NOT DO	784	1	2	0	9
515	WHY NOT DO	786	2	1	00	11
516	AFFECT SHOULDN'T DO	788	1	1	0	8

VAR #	NAME	START TLOC	WIDTH/ RESP	# RESP	MD1	MD2
517	HAVE HEACACHES	789	1	1	9	6
518	HOW OFTEN HAVE HEADACHES	790	1	1	0	5
519	OVERWEIGHT-UNDERWEIGHT	791	1	1	9	6
520	HEIGHT	792	3	1	999	888
521	WEIGHT	795	3	1	999	888
522	DATE OF BIRTH	798	6	1	099999	088888
523	NUMBER DIFFERENT HOMES	804	2	1	99	88
524	HOW FAR FURTHEST HOME	806	4	1	0000	8888
525	WHERE FURTHEST HOME	810	1	1	0	7
526	WHERE BORN	811	1	1	0	7
527	WHERE LIVE MOST	812	1	1	0	7
528	EVER LIVE ON A FARM	813	1	1	9	6
529	HOW OLD LIVE ON FARM	814	4	1	0000	8888
530	RACE	818	1	1	9	4
531	SEX	819	1	1	9	3
532	SKIN	820	1	1	9	4
533	TOTAL INTERVIEW TIME	821	3	1	999	999
534	DATE OF INTERVIEW	824	5	1		
535	CODER NUMBER	829	2	1		
536	FORM A NO OF INCIDENTS	831	1	1	9	4

VAR #	NAME	START TLOC	WIDTH/ RESP	# RESP	MD1	MD2
537	FORM B NO OF INCIDENTS	832	1	1	9	4
538	FORM C NO OF INCIDENTS	833	1	1	9	4
539	FORM D NO OF INCIDENTS	834	1	1	9	4
540	FORM E NO OF INCIDENTS	835	1	1	9	4
541	FORM F NO OF INCIDENTS	836	1	1	9	4
542	FORM G NO OF INCIDENTS	837	1	1	9	4
543	FORM H NO OF INCIDENTS	838	1	1	9	4
544	FORM I NO OF INCIDENTS	839	1	1	9	4
545	FORM J NO OF INCIDENTS	840	1	1	9	4
546	FORM K NO OF INCIDENTS	841	1	1	9	4
547	FORM L NO OF INCIDENTS	842	1	1	9	4
548	FORM M NO OF INCIDENTS	843	1	1	9	4
549	FORM N NO OF INCIDENTS	844	1	1	9	4
550	FORM O NO OF INCIDENTS	845	1	1	9	4
551	FORM P NO OF INCIDENTS	846	1	1	9	4
552	FATHER'S OCCUPATION 1	847	3	1	000	999
553	FATHER'S LAST JOB	850	3	1	000	999
554	MAIN SUPPORT WHAT DO	853	3	1	000	999
555	2ND JOB WHAT DO	856	3	1	000	999
556	MOTHER'S JOBS	859	3	2	000	999
557	MOTHER WHAT DO 1	865	3	1	000	999
558	MOTHER WHAT DO 2	868	3	1	000	999
559	P GRANDFATHER DO	871	3	1	999	999

VAR #	NAME	START TLOC	WIDTH/RESP	# RESP	MD1	MD2
560	M GRANDFATHER DO	874	3	1	999	999
561	BEST JOB	877	3	1	999	999
562	WORST JOB	880	3	1	999	999
563	JOB SETTLE FOR	883	3	1	999	999
564	JOB FATHER CHOOSE	886	3	1	999	999
565	JOB MOTHER CHOOSE	889	3	1	999	999
566	OCCUPATION AFTER SCHOOL	892	3	1	999	999
567	SMSA LIVE MOST LIFE	895	2	1	99	11
568	SPARE TIME ACTIV. 1	897	2	1	00	99
569	SPARE TIME ACTIV. 2	899	2	1	00	99
570	SPARE TIME ACTIV. 3	901	2	1	00	99
571	WHAT NOT DO 1	903	2	1	00	99
572	WHAT NOT DO 2	905	2	1	00	99
573	HOW FIND OUT SHOULDN'T	907	2	1	00	99
574	AGE IN MONTHS	909	3	1	000	999
575	P.S.U.	912	3	1	000	999
576	ACHIEVEMENT PUSH	915	3	1	999	999
577	MOTHER AFFECTION	918	4	1	9999	9999
578	AUTONOMY INDEX 1	922	3	1	999	999
579	PARENTAL RESTRAINT	925	3	1	999	999

VAR #	NAME	START TLOC	WIDTH/RESP	# RESP	MD1	MD2
580	FATHERS AFFECTION	928	4	1	9999	9999
581	SELF CONCEPT SELF-LIKE	932	4	1	9999	9999
582	PERCEIVED MASCULINITY	936	4	1	9999	9999
583	PERCEIVED FEMINITY	940	4	1	9999	9999
584	SEX IDENT -M	944	3	1	999	999
585	SEX IDENT -F	947	3	1	999	999
586	IDEAL B - IDEAL G	950	3	1	999	999
587	SUBJECTIVE SES	953	3	1	999	999
588	CARD SORT DEL SUM	956	2	1	99	99
589	TOTAL NO OFFENCE FORMS	958	2	1	99	99
590	AVG DEL ALL TEENS	960	3	1	999	999
591	AVG DELINQUENCY FRIENDS	963	3	1	999	999
592	FR DEL-AVG DEL	966	4	1	9999	9999
593	PERCEPTION OF RISK	970	3	1	999	999
594	SES	973	3	1	999	999
595	SES MOBIL	976	3	1	999	999
596	FATHER 1ST OCC DUNCAN	979	2	1	99	99
597	FATHER LAST JOB DUNCAN	981	2	1	99	99
598	MAIN SUPPORT OCC DUNCAN	983	2	1	99	99
599	MAIN SUP 2ND JOB DUNCAN	985	2	1	99	99
600	MOTHER 1ST OCC DUNCAN	987	2	1	99	99
601	MOTHER 2ND OCC DUNCAN	989	2	1	99	99
602	P GRANDF CCC DUNCAN	991	2	1	99	99

VAR #	NAME	START TLOC	WIDTH/RESP	# RESP	MD1	MD2
603	M GRANDF OCC DUNCAN	993	2	1	99	99
604	BEST JOB DUNCAN	995	2	1	99	99
605	WORST JOB DUNCAN	997	2	1	99	99
606	JOB SETTLE FOR DUNCAN	999	2	1	99	99
607	JOB FA CHOOSE DUNCAN	1001	2	1	99	99
608	JOB MO CHOOSE DUNCAN	1003	2	1	99	99
609	OCC AFTER SCHOOL DUNCAN	1005	2	1	99	99
610	SES 1 COL DUNCAN	1007	1	1	9	9
611	SERIOUSNESS OF DEL	1008	4	1	9999	9999
612	S-W INDEX	1012	3	1	999	999
613	NO 2 OR 3 IN SERIOUS	1015	2	1	99	99
614	WEIGHTED TOT FREQ OF DEL	1017	4	1	9999	9999
615	AVG SCHOOL GRADES	1021	1	1	9	9
616	MOTHER OCC 1 COL	1022	1	1	9	9
617	FAM SUPPORT OCC 1 COL	1023	1	1	9	9
618	SUBJECTIVE SES 1 COL	1024	1	1	9	9
619	FATHER AFFECTION 1 COL	1025	1	1	9	9
620	MOTHER AFFECTION 1 COL	1026	1	1	9	9
621	PARENTAL RESTRAINT 1 COL	1027	1	1	9	9
622	AUTONOMY 1 COL	1028	1	1	9	9

VAR #	NAME	START TLOC	WIDTH/RESP	# RESP	MD1	MD2
623	ACHIEVEMENT PUSH 1 COL	1029	1	1	9	9
624	JOB AFTER SCHOOL 1 COL	1030	1	1	9	9
625	SELF CON SELF-LIKE 1 COL	1031	1	1	9	9
626	I.B.-I.G. 1 COL	1032	1	1	9	9
627	AGE 1 COL	1033	1	1	9	9
628	SESMOBI	1034	3	1	999	999
629	RELIGION LENSKI 1 COL	1037	1	1	9	9
630	NO DIFF HOMES 1 COL	1038	1	1	9	9
631	SETTLE FOR-DAD'S JOB	1039	3	1	999	999
632	SEX ID SELF-IDEAL CHART	1042	1	1	9	9
633	RATIO SELF-IDEAL/DIFF BG	1043	3	1	999	999
634	NO CLOSE FR 1 COL	1046	1	1	9	9
635	CLOSE FR AGE INDEX	1047	1	1	9	9
636	CLOSE FR SEX INDEX	1048	1	1	9	9
637	GEOGRAPHIC MOBILITY	1049	1	1	9	9
638	NO GENERATION IN COUNTRY	1050	1	1	9	9
639	NO DATES 1 COL	1051	1	1	9	9
640	ORG ST ACTIVITIES 1 COL	1052	1	1	9	9
641	BIRTH ORDER	1053	1	1	9	9
642	PARENT COMPOSITION	1054	1	1	9	9
643	FAMILY SIZE	1055	1	1	9	9
644	MOTHER'S MOBILITY	1056	3	1	999	999
645	FATHER'S MOBILITY	1059	3	1	999	999

VAR #	NAME	START TLOC	WIDTH/ RESP	# RESP	MD1	MD2
646	REASON FAM BREAK	1062	1	1	9	9
647	NUMBER OF SISTERS	1063	1	1	9	9
648	NUMBER OF BROTHERS	1064	1	1	9	9
649	SEX OF SIBLINGS	1065	1	1	9	9
650	ANY BRO OR SIS	1066	1	1	9	9
651	PAIN AND MOODINESS	1067	1	1	9	9
652	AGE AT DISRUPTION	1068	1	1	9	9
653	EARLY OR LATE GO STEADY	1069	1	1	9	9
654	SCHOOL WORTHWHILENESS	1070	3	1	999	999
655	PEER GROUP AT SCHOOL	1073	3	1	999	999
656	SCHOOL TEACHERS INDEX	1076	3	1	999	999
657	FATHER OCC FARM RECODED	1079	2	1	99	99
658	SEX-AGE-HGT-WGT FAT THIN	1081	1	1	9	9
659	SESMOBIL 1 COL	1082	1	1	9	9
660	SETTLE FOR-DAD'S 1 COL	1083	1	1	9	9
661	RATIO SEL-IDEL/DIFBG 1 C	1084	1	1	9	9
662	MOTHER MOBILITY 1 COL	1085	1	1	9	9
663	FATHER MOBILITY 1 COL	1086	1	1	9	9
664	SCHOOL WORTH 1 COL	1087	1	1	9	9
665	PEER GROUP SCH 1 COL	1088	1	1	9	9

VAR #	NAME	START TLOC	WIDTH/ RESP	# RESP	MD1	MD2
666	SCHOOL TEACHERS 1 COL	1089	1	1	9	9
667	SOC INTERACT ST ACT	1090	1	1	9	9
668	AVG DEL ALL TEENS 1C	1091	1	1	9	9
669	AVG DEL FRIENDS 1 COL	1092	1	1	9	9
670	PERCEIVED RISK 1 COL	1093	1	1	9	9
671	GOOD THINGS 2 COL	1094	2	1	19	19
672	BAD THINGS 2 COL	1096	2	1	19	19
673	FEMINITY (IB-S)-(IG-S)	1098	4	1	9999	9999
674	FEMINITY FROM CHART	1102	2	1	99	99
675	RURAL-URBAN	1104	1	1	9	9
676	R ASPIR WANT	1105	1	1	9	9
677	FAM SUP OCC FARM REC	1106	2	1	99	99
678	MOM'S WORK	1108	1	1	9	9
679	MONTHS OUT OF WORK	1109	1	1	9	9
680	SIB COMPOSITION	1110	1	1	9	9
681	INTACTNESS	1111	1	1	9	9
682	AGE AT DISRUPT 10-13	1112	1	1	9	9
683	2 OR MORE BRO, SIS	1113	1	1	9	9
684	FATHER'S OCC W-B	1114	1	1	9	9
685	DAD'S LAST JOB W-B	1115	1	1	9	9
686	MAIN SUPPORT W-B	1116	1	1	9	9
687	MOTHER'S OCC W-B	1117	1	1	9	9
688	BEST JOB W-B	1118	1	1	9	9

VAR #	NAME	START TLOC	WIDTH/ RESP	# RESP	MD1	MD2
689	WORST JOB W-B	1119	1	1	9	9
690	JOB SETTLE FOR W-B	1120	1	1	9	9
691	OCC AFTER SCHCOL W-B	1121	1	1	9	9
692	NO. DATES BY AGE-SEX	1122	1	1	9	9
693	SUBJSES NORM CODE	1123	1	1	9	9
694	(IB-S)-(IG-S) 1 CCL	1124	1	1	9	9
695	FEMININITY FROM CHART 1C	1125	1	1	9	9
696	BEST JOB-WORST JOB	1126	3	1	999	999
697	BEST JOB-SETTLE FOR	1129	3	1	999	999
698	RATIO OF BEST-WORST-SET	1132	4	1	9999	9999
699	EXPECTED JOB	1136	2	1	99	99
700	EXPECTED-P GRANDF	1138	3	1	999	999
701	EXPECTED-M GRANDF	1141	3	1	999	999
702	JOB AFT SCH-P GRANDF	1144	3	1	999	999
703	JOB AFT SCH-M GRANDF	1147	3	1	999	999
704	FAM SUP OCC W-B	1150	1	1	9	9
705	EXPECTED-DAD'S	1151	1	1	9	9
706	JOB AFT SCH-DAD'S	1152	1	1	9	9
707	BEST JOB-WORST JOB 1C	1153	1	1	9	9
708	BEST JOB-SETTLE FOR 1C	1154	1	1	9	9

VAR #	NAME	START TLOC	WIDTH/ RESP	# RESP	MD1	MD2
709	RATIO BEST-WORST-SET	1155	1	1	9	9
710	EXPECTED JOB 1 COL	1156	1	1	9	9
711	EXPECTED-P GRANDF 1 COL	1157	1	1	9	9
712	EXPECTED-M GRANDF 1 COL	1158	1	1	9	9
713	JOB AFT SCH-P GRANDF 1C	1159	1	1	9	9
714	JOB AFT SCH-M GRANDF 1C	1160	1	1	9	9
715	BEST JOB 1 COL	1161	1	1	9	9
716	WORST JOB 1 CCL	1162	1	1	9	9
717	JOB SETTLE FOR 1 COL	1163	1	1	9	9
718	%WHITE CCLLAR 1 COL	1164	1	1	9	9
719	% NEGRO 67 CCLB 1 COL	1165	1	1	9	9
720	1959 MED INCOME 1 COL	1166	1	1	9	9
721	HOME EQUIP 1 COL	1167	1	1	9	9
722	PER CAP POLICE PRO 1 COL	1168	1	1	9	9
723	POP/SQ MI 1 COL	1169	1	1	9	9
724	URBANESS INDEX	1170	4	1	9999	9999
725	SEX IDENT INDEX	1174	3	1	999	999
726	MOBILITY ASPIR INDEX	1177	4	1	9999	9999
727	JOB EXPECTATION INDEX	1181	4	1	9999	9999
728	JOB ASPIR INDEX	1185	3	1	999	999
729	URBANESS INDEX 1 COL	1188	1	1	9	9
730	SEX IDENT INDEX 1 COL	1189	1	1	9	9
731	MOBILITY ASPIR INDEX 1C	1190	1	1	9	9

VAR #	NAME	START TLOC	WIDTH/RESP	# RESP	MD1	MD2
732	JOB EXPECTATION INDEX 1C	1191	1	1	9	9
733	JOB ASPIR INDEX 1 COL	1192	1	1	9	9
734	AFFLUENCE INDEX	1193	3	1	999	999
735	AFFLUENCE INDEX 1 COL	1196	1	1	9	9
736	>25 MEDIAN SCH 1 COL	1197	1	1	9	9
737	% PUBLIC ASSIST	1198	1	1	9	9
738	% COLLEGE	1199	1	1	9	9
739	% UNEMPLOYED	1200	1	1	9	9
740	AGE-RESTRAINT INTER	1201	1	1	9	9
741	DATES-RESTRAINT INT	1202	1	1	9	9
742	RACE-W.COLLAR INTER	1203	1	1	9	9
743	AGE-REASON BREAK INT	1204	1	1	9	9
744	GEO.MOBIL-W.COLLAR	1205	2	1	13	13
745	NATION-RURAL INTER	1207	1	1	9	9
746	% NEG-UNEMP INTER	1208	1	1	9	9
747	NEGRO SES	1209	2	1	15	15
748	NEGRO SES 1 COL	1211	1	1	9	9
749	STATUS DISCREPENCY	1212	3	1	999	999
750	STATUS DISCREPENCY 2	1215	3	1	999	999
751	FAM SUP OCC FARM 1 COL	1218	1	1	9	9

VAR #	NAME	START TLOC	WIDTH/RESP	# RESP	MD1	MD2
752	RELIGION GLOCK 1 COL	1219	1	1	9	9
753	CERTAINTY GO TO COLLEGE	1220	1	1	9	9
754	PROJECTIVE FUTURE SES	1221	3	1	999	999
755	PROJ FUTURE SES 1 COL	1224	1	1	9	9
756	AGE MENSTRUAL REGULARITY	1225	1	1	9	9
757	CHARLY	1226	2	1	99	99
758	CHARLY 1 COL	1228	1	1	9	9
759	NO CLOSE FR MCA	1229	1	1	9	9
760	SEX CLOSE FR MCA	1230	1	1	9	9
761	AGE CLOSE FR OLD MCA	1231	1	1	9	9
762	AGE CLOSE FR YNG MCA	1232	1	1	9	9
763	DATING PATTERN MCA	1233	1	1	9	9
764	DAD KNOW FR MCA	1234	1	1	9	9
765	MOM KNOW FR MCA	1235	1	1	9	9
766	WOULD SAY FATHER MCA	1236	1	1	9	9
767	WOULD SAY MOTHER MCA	1237	1	1	9	9
768	ORG ST ACTIVITIES MCA	1238	1	1	9	9
769	NO GROUPS MCA	1239	1	1	9	9
770	NEW S-W 2 COL	1240	2	1	99	99
771	NO. FORM FOR X2	1242	1	1	9	9
772	NEW S-W FOR X2	1243	1	1	9	9
773	AGE BY YEAR	1244	1	1	9	9
774	FAM SUP OCC FARM X2	1245	1	1	9	9

VAR #	NAME	START TLOC	WIDTH/RESP	# RESP	MD1	MD2
775	NO. GROUPS MCA	1246	1	1	6	6
776	NO. DATES MCA	1247	1	1	4	4
777	DEL ALL TEENS MCA	1248	1	1	8	8
778	DEL FRIENDS MCA	1249	1	1	6	6
779	PERCEIVED RISK MCA	1250	1	1	8	8
780	SERIOUSNESS 1 COL	1251	1	1	9	9
781	AVG SERICUSNESS	1252	3	1	999	999
782	POTENCY	1255	3	1	999	999
783	MANNER	1258	3	1	999	999
784	POTENCY 1 COL	1261	1	1	9	9
785	MANNER 1 COL	1262	1	1	9	9
786	SERIOUSNESS FOR X2	1263	1	1	9	9
787	POTENCY SELF-LIKE TO BE	1264	4	1	9999	9999
788	MANNER SELF-LIKE TO BE	1268	4	1	9999	9999
789	POTENCY SELF-LIKE 1 COL	1272	1	1	9	9
790	MANN SELF-LIKE 1 COL	1273	1	1	9	9
791	DATE-RES RECODE	1274	1	1	9	9
792	DATING PAT RECODE	1275	1	1	9	9
793	NO. OFFICIAL RECORDS	1276	1	1	9	9
794	PARENT RES DOMINANCE	1277	1	1	9	9

VAR #	NAME	START TLOC	WIDTH/RESP	# RESP	MD1	MD2
795	PARENT RES DISCREPENCY	1278	1	1	9	9
796	PAR RES DCM REDUCF	1279	1	1	9	9
797	PAR RES DISC REDUCED	1280	1	1	9	9
798	DATE-DOMINANCE INTER	1281	1	1	9	9
799	ROY'S MANNER	1282	2	1	99	99
800	GIRL'S MANNER	1284	2	1	99	99
801	FLINT NO. FORMS	1286	2	1	99	99
802	MANNER OF SAME SEX	1288	1	1	9	9
803	OFFENSES PRIOR MEDIAN	1289	2	1	99	99
804	FLINT S-W INDEX	1291	2	1	99	99
805	FLINT SERIOUSNESS	1293	3	1	999	999
806	FLINT NO 2 OR 3	1296	2	1	99	99
807	POLICE CONTACTS	1298	1	1	9	9
808	NEW INTACTNESS	1299	1	1	9	9
809	NEW PER CAP POLICE	1300	1	1	9	9
810	CAUGHT-NOT CAUGHT	1301	1	1	9	9
811	FORM A OCCURANCES RAN	1302	2	1	9	9
812	FORM B OCCURANCES HIT	1304	2	1	9	9
813	FORM C OCCURANCES SKIP	1306	2	1	9	9
814	FORM D OCCURANCES MESS	1308	2	1	9	9
815	FORM E OCCURANCES LI AGE	1310	2	1	9	9
816	FORM F OCCURANCES LIE DO	1312	2	1	9	9
817	FORM G OCCURANCES STEAL	1314	2	1	9	9

VAR #	NAME	START TLOC	WIDTH/RESP	# RESP	MD1	MD2
818	FORM H OCCURANCES INJURE	1316	2	1		
819	FORM I OCCURANCES THREAT	1318	2	1		
820	FORM J OCCURANCES TRESPTS	1320	2	1		
821	FORM K OCCURANCES BEBE	1322	2	1		
822	FORM L OCCURANCES LIQUOR	1324	2	1		
823	FORM M OCCURANCES DRUGS	1326	2	1		
824	FORM N OCCURANCES GANG	1328	2	1		
825	FORM O OCCURANCES WEAPON	1330	2	1		
826	FORM P OCCURANCES CAR	1332	2	1		
827	SMSA LIVE MOST LIFE	1334	2	1		
828	NEW WGTD TCT FREQ OF DEL	1336	4	1	99 9999	11 9999

VAR #	NAME	START TLOC	WIDTH/RESP	# RESP	MD1	MD2
1	INTERVIEW NUMBER	1	4	1	0000	
2	RAN AWAY-INCIDENT NO	1	5	1	9	4
3	RAN-PARENTS FOUND OUT	1	6	1	99	6
4	WHAT LED TO RUNNING	1	7	2	99	89
5	WHAT LED TO RUNNING 1	1	11	2	99	89
6	WHAT LED TO RUNNING 2	1	13	2	00	89
7	WHERE GO GENERAL-RUN	1	15	1	9	9
8	WHERE GO SPECIFIC-RUN	1	16	1	9	9
9	HOW FAR GO-RUN AWAY	1	17	2	99	10
10	IN NEIGHBORHOOD-RUN	1	19	1	9	6
11	WHAT DO-RUN AWAY	1	20	1	0	9
12	WHAT DO-RUN AWAY 1	1	22	1	0	9
13	WHAT DO-RUN AWAY ?	1	23	1	0	9
14	HOW HAPPEN COME BACK	1	24	1	0	9
15	WITH ANYONE-RUN AWAY	1	25	1	9	6
16	AGES WHO RAN WITH	1	26	1	4	7
17	AGE WHO RUN AWAY WITH 11	11	30	1	0	7
18	AGE WHO RUN AWAY WITH 21	21	31	1	0	7
19	AGE WHO RUN AWAY WITH 31	31	32	1	0	7
20	AGE WHO RUN AWAY WITH 41	41	33	1	0	7

VAR #	NAME	START TLOC	WIDTH/RESP	# RESP	MD1	MD2
21	SEX WHO RAN WITH	1	34	1	4	3
22	SEX WHO RUN AWAY WITH 11	11	38	1	0	3
23	SEX WHO RUN AWAY WITH 21	21	39	1	0	3
24	SEX WHO RUN AWAY WITH 31	31	40	1	0	3
25	SEX WHO RUN AWAY WITH 41	41	41	1	0	3
26	CLOSENESS WHO RAN WITH 1	1	42	1	4	5
27	CLOSENESS RUN WITH 1	1	46	1	0	5
28	CLOSENESS RUN WITH 2	1	47	1	0	5
29	CLOSENESS RUN WITH 3	1	48	1	0	5
30	CLOSENESS RUN WITH 4	1	49	1	0	5
31	NUMBER PERSONS RAN WITH 1	1	50	1	9	9
32	AGE RANGF RAN WITH	1	51	1	0	8
33	GROUP SEX RAN WITH	1	52	1	0	9
34	WHO SUGGEST RUN AWAY	1	53	1	0	4
35	AGE OF SUGGESTOR RUN	1	54	1	0	7
36	SEX OF SUGGESTOR RUN	1	55	1	0	3
37	SUGGFSTOR CLOSENESS RUN 1	1	56	1	0	5
38	WHEN RUN AWAY YR	1	57	1	9	8
39	WHEN RUN AWAY MO	1	58	2	99	51
40	WHEN RUN AWAY DAY	1	60	1	9	9
41	WHEN RUN AWAY TIME	1	61	1	9	9
42	DECIDE BEFOREHAND RUN	1	62	1	9	5
43	GONE HOW LONG RUN	1	63	1	9	7

VAR #	NAME	START TLOC	WIDTH/RESP	# RESP	MD1	MD2
44	TELL ANYONE RUN	64	1	1	9	6
45	HOW MANY TELL RUN	85	1	1	0	5
46	WHO TELL RUN AWAY	66	1	2	0	8
47	WHO TELL RUN 1	68	1	1	0	8
48	WHO TELL RUN 2	69	1	1	0	8
49	CONTACT WITH POLICE RUN	70	1	1	9	6
50	WHO CONTACT WITH RUN	71	1	1	0	9
51	WHAT AUTH. DID	72	2	2	00	89
52	WHAT AUTH. DID 1 RUN	76	2	1	00	89
53	WHAT AUTH. DID 2 RUN	78	2	1	00	89
54	NUMBER TIMES RUN AWAY	80	1	1	0	8
55	SERIOUSNESS-RUN AWAY	81	1	1	9	4
56	INCIDENT NUMBER HIT	82	1	1	9	9
57	WHICH PARENT HIT	83	1	1	9	9
58	WHAT HIT PARENT WITH	84	1	1	9	6
59	CAUSE INJURY HIT PARENT	85	1	1	9	6
60	HOW BAD INJURE HIT PAR	86	1	1	0	8
61	WHEN HIT PARENT YR	87	1	1	9	8
62	WHEN HIT PARENT MO	88	2	1	99	51
63	WHEN HIT PARENT DAY	90	1	1	9	9

VAR #	NAME	START TLOC	WIDTH/RESP	# RESP	MD1	MD2
64	WHEN HIT PARENT TIME	91	1	1	9	9
65	TELL ANYONE HIT PARENT	92	1	1	9	6
66	HOW MANY TELL HIT PAR	93	1	1	0	5
67	WHO TELL HIT PARENT	94	1	2	0	9
68	WHO TELL HIT PARENT 1	96	1	1	0	9
69	WHO TELL HIT PARENT 2	97	1	1	0	8
70	PARENTS DO ANYTHING HIT	98	1	1	9	6
71	WHAT PARENTS DO HIT	99	2	2	00	89
72	WHAT PARENTS DO 1 HIT	103	2	1	00	89
73	WHAT PARENTS DO 2 HIT	105	2	1	00	89
74	ANY CONTACT AUTH HIT	107	1	1	9	6
75	CONTACT WITH WHOM HIT	108	1	1	0	9
76	HOW AUTH FIND OUT HIT	109	1	1	0	7
77	WHAT AUTH DO HIT	110	2	2	00	89
78	WHAT AUTH DO 1 HIT	114	2	1	00	89
79	WHAT AUTH DO 2 HIT	116	2	1	00	89
80	HOW OFTEN HIT PARENT	118	1	1	0	8
81	WHAT LED HIT PARENT	119	1	1	9	9
82	SERIOUSNESS HIT PARENT	120	1	1	9	9
83	INCIDENT NUMBER SKIP	121	1	1	9	4
84	WHAT DO GENERAL SKIP	122	1	1	9	6
85	WHAT DO SPECIFIC SKIP	123	1	1	9	9
86	WHERE GO SKIP	124	1	1	9	9

VAR #	NAME	START TLOC	WIDTH/RESP	# RESP	MD1	MD2
87	HOW FAR GO SKIP	125	2	1	99	10
88	IN NEIGHBORHOOD SKIP	127	1	1	9	6
89	HAVE THIS IN MIND SKIP	128	1	1	9	6
90	WHAT IN MIND WHEN SKIP	129	1	1	0	9
91	WITH ANYONE WHEN SKIP	130	1	1	9	6
92	AGES WHO SKIP WITH	131	1	4	0	7
93	AGE WHO SKIP WITH 1	135	1	1	0	7
94	AGE WHO SKIP WITH 2	136	1	1	0	7
95	AGE WHO SKIP WITH 3	137	1	1	0	7
96	AGE WHO SKIP WITH 4	138	1	1	0	7
97	SEX WHO SKIP WITH	139	1	4	0	3
98	SEX WHO SKIP WITH 1	143	1	1	0	3
99	SEX WHO SKIP WITH 2	144	1	1	0	3
100	SEX WHO SKIP WITH 3	145	1	1	0	3
101	SEX WHO SKIP WITH 4	146	1	1	0	3
102	CLOSENESS WHO SKIP WITH	147	1	4	0	5
103	CLOSENESS SKIP WITH 1	151	1	1	0	5
104	CLOSENESS SKIP WITH 2	152	1	1	0	5
105	CLOSENESS SKIP WITH 3	153	1	1	0	5
106	CLOSENESS SKIP WITH 4	154	1	1	0	5

VAR #	NAME	START TLOC	WIDTH/RESP	# RESP	MD1	MD2
107	NUMBER SKIPPED WITH	155	1	1	9	8
108	AGE RANGE SKIP WITH	156	1	1	0	8
109	GROUP SEX SKIP WITH	157	1	1	0	9
110	WHO SUGGEST SKIP	158	1	1	0	4
111	AGE INSTIGATOR SKIP	159	1	1	0	7
112	SEX INSTIGATOR SKIP	160	1	1	0	3
113	INSTIGATOR CLOSF SKIP	161	1	1	0	5
114	WHEN SKIP YR	162	1	1	9	8
115	WHEN SKIP MO	163	2	1	99	51
116	WHEN SKIP DAY	165	1	1	9	9
117	WHEN SKIP TIME	166	1	1	9	9
118	DECIDE SKIP BEFOREHAND	167	1	1	9	5
119	TELL ANYONE SKIP	168	1	1	9	6
120	HOW MANY TELL SKIP	169	1	1	0	5
121	WHO TELL SKIP	170	1	2	0	9
122	WHO TELL SKIP 1	172	1	1	0	9
123	WHO TELL SKIP 2	173	1	1	0	8
124	ANYONE CATCH SKIP	174	1	1	9	6
125	WHO CAUGHT SKIP	175	1	1	0	9
126	HOW CAUGHT SKIP	176	1	1	0	8
127	AFTER CAUGHT SKIP	177	2	2	00	89
128	AFTER SKIP CAUGHT 1	181	2	1	00	89
129	AFTER SKIP CAUGHT 2	183	2	1	00	89

VAR #	NAME	START TLOC	WIDTH/RESP	# RESP	MD1	MD2
130	PARENTS FIND OUT SKIP	1 185	1	1	9	6
131	HOW PARENT FIND SKIP	1 186	1	1	0	9
132	WHAT PARENTS DO SKIP	1 187	2	2	00	89
133	WHAT PARENTS DO SKIP 1	1 191	2	1	00	89
134	WHAT PARENTS DO SKIP 2	1 193	2	1	00	89
135	HOW MANY TIMES SKIP	1 195	1	1	0	8
136	SERIOUSNESS OF SKIP	1 196	1	1		
137	INCIDENT NUMBER DAMAGE	1 197	1	1	9	4
138	HOW DAMAGE	1 198	1	1	9	9
139	HOW BADLY DAMAGE	1 199	1	1	0	5
140	HOW MUCH DAMAGE COST	1 200	1	1	0	4
141	KNOW WHO BELONG DAMAGE	1 201	1	1	9	6
142	WHO BELONG DAMAGE	1 202	2	1	00	89
143	WHERE HAPPEN DAMAGE	1 204	2	1	99	89
144	HOW FAR AWAY DAMAGE	1 206	2	1	99	10
145	IN NEIGHBORHOOD DAMAGE	1 208	1	1	9	6
146	WITH ANYONE DAMAGE	1 209	1	1	9	6
147	AGES DAMAGE WITH	1 210	1	4	0	7
148	AGE PER WITH DAMAGE 1	1 214	1	1	0	7
149	AGE PER WITH DAMAGE 2	1 215	1	1	0	7

VAR #	NAME	START TLOC	WIDTH/RESP	# RESP	MD1	MD2
150	AGE PER WITH DAMAGE 3	1 216	1	1	0	7
151	AGE PER WITH DAMAGE 4	1 217	1	1	0	7
152	SEX DAMAGE WITH	1 218	1	4	0	3
153	SEX PER WITH DAMAGE 1	1 222	1	1	0	3
154	SEX PER WITH DAMAGE 2	1 223	1	1	0	3
155	SEX PER WITH DAMAGE 3	1 224	1	1	0	3
156	SEX PER WITH DAMAGE 4	1 225	1	1	0	3
157	CLOSENESS DAMAGE WITH	1 226	1	4	0	5
158	CLOSENESS WITH DAMAGE 11	1 230	1	1	0	5
159	CLOSENESS WITH DAMAGE 21	1 231	1	1	0	5
160	CLOSENESS WITH DAMAGE 31	1 232	1	1	0	5
161	CLOSENESS WITH DAMAGE 41	1 233	1	1	0	5
162	NUMBER WITH DAMAGE	1 234	1	1	9	9
163	AGE RANGE DAMAGE	1 235	1	1	0	8
164	GROUP SEX DAMAGE	1 236	1	1	0	9
165	WHO SUGGEST DAMAGE	1 237	1	1	0	4
166	AGE SUGGESTOR DAMAGE	1 238	1	1	0	7
167	SEX SUGGESTOR DAMAGE	1 239	1	1	0	3
168	SUGGESTOR CLOSE DAMAGE	1 240	1	1	0	5
169	WHEN DAMAGE YR	1 241	1	1	9	8
170	WHEN DAMAGE MO	1 242	2	1	99	51
171	WHEN DAMAGE DAY	1 244	1	1	9	
172	WHEN DAMAGE TIME	1 245	1	1	9	

VAR #	NAME	START TLOC	WIDTH/RESP	# RESP	MD1	MD2
173	DECIDE BEFORE DAMAGE	1 246	1	1		
174	ANYONE CATCH DAMAGE	1 247	1	1	9	5
175	WHO CAUGHT DAMAGE	1 248	1	1	9	6
176	HOW CATCH DAMAGE	1 249	1	1	0	0
177	AFTER CAUGHT DAMAGE	1 250	2	2	0	8
178	WHAT AFTER CAUGHT DAM	11 254	2	2	00	89
179	WHAT AFTER CAUGHT DAM	21 256	2	1	00	89
180	TELL ANYONE DAMAGE	1 258	1	1	00	89
181	HOW MANY TELL DAMAGE	1 259	1	1	9	6
182	WHO TELL DAMAGE	1 260	1	1	0	5
183	WHO TELL DAMAGE 1	1 262	1	2	0	9
184	WHO TELL DAMAGE 2	1 263	1	1	0	9
185	PARENTS FIND OUT DAMAGE1	1 264	1	1	0	8
186	HOW PARENTS FIND DAMAGE1	1 265	1	1	9	6
187	WHAT PARENTS DO DAMAGE 1	1 266	2	1	0	9
188	WHAT PARENT DO DAMAGE 11	1 270	2	2	00	89
189	WHAT PARENT DO DAMAGE 21	1 272	2	1	00	89
190	HOW MANY TIMES DAMAGE	1 274	2	1	00	89
191	SERIOUSNESS DAMAGE ACT 1	1 275	1	1	0	8
192	INCIDENT NUMBER LIE AGE1	1 276	1	1	9	4

VAR #	NAME	START TLOC	WIDTH/RESP	# RESP	MD1	MD2
193	HOW LIE ABOUT AGE OR WH1	1 277	1	1		
194	WHAT TRY GET LIE AGE	1 278	1	1	9	9
195	GET WHAT LIE AGE FOR	1 279	1	1	0	9
196	LIE AGE-GOT-WHAT DO	1 280	1	1	9	6
197	LIE AGE-GOT-WHAT DO 1	1 282	1	2	0	8
198	LIE AGE-GOT-WHAT DO 2	1 283	1	1	0	8
199	LIE AGE-GOT-WHAT WORTH	1 284	1	1	0	8
200	LIE AGE-GET ANYTHING	1 285	1	1	0	4
201	LIE AGE-GOT SOMETHING	1 286	1	1	0	6
202	WHERE LIE AGE	1 287	1	1	0	9
203	HOW FAR-LIE AGE	1 288	1	1	9	9
204	IN NEIGHBORHOOD LIE AGE1	1 290	2	1	99	10
205	WITH ANYONE LIE AGE	1 291	1	1	9	6
206	AGES WHO LIE AGE WITH	1 292	1	1	9	6
207	AGE WHO WITH LIE AGE 1	1 296	1	4	0	7
208	AGE WHO WITH LIE AGE 2	1 297	1	1	0	7
209	AGE WHO WITH LIE AGE 3	1 298	1	1	0	7
210	AGE WHO WITH LIE AGE 4	1 299	1	1	0	7
211	SEX WHO LIE AGE WITH	1 300	1	1	0	7
212	SEX WHO WITH LIE AGE 1	1 304	1	4	0	3
213	SEX WHO WITH LIE AGE 2	1 305	1	1	0	3
214	SEX WHO WITH LIE AGE 3	1 306	1	1	0	3
215	SEX WHO WITH LIE AGE 4	1 307	1	1	0	3

VAR #	NAME	START TL0C	WIDTH/RESP	# RESP	MD1	MD2
216	CLOSENESS LIE AGE WITH 1	308	1	4	0	5
217	CLOSE WITH LIE AGE 1	312	1	1	0	5
218	CLOSE WITH LIE AGE 2	313	1	1	0	5
219	CLOSE WITH LIE AGE 3	314	1	1	0	5
220	CLOSE WITH LIE AGE 4	315	1	1	0	5
221	NO. WITH LIE AGE	316	1	1	9	8
222	AGE RANGE LIF AGE	317	1	1	0	8
223	GROUP SEX LIF AGE	318	1	1	0	8
224	WHO SUGGEST LIE AGE	319	1	1	9	4
225	AGE WHO SUGGEST LIE AGE1	320	1	1	0	7
226	SEX WHO SUGGEST LIF AGE1	321	1	1	0	3
227	CLOSENESS SUG LIE AGE	322	1	1	0	5
228	WHEN LIE AGE YR	323	1	1	9	8
229	WHEN LIE AGE MO.	324	2	1	99	51
230	WHEN LIE AGE DAY	326	1	1	9	9
231	WHEN LIE AGE TIME	327	1	1	9	9
232	DECIDE BEFORE LIE AGE	328	1	1	9	5
233	TELL ANYONE LIE AGE	329	1	1	9	6
234	HOW MANY TELL LIF AGE	330	1	1	0	5
235	WHO TELL LIE AGE	331	1	2	0	8

VAR #	NAME	START TL0C	WIDTH/RESP	# RESP	MD1	MD2
236	WHO TELL LIE AGE 1	333	1	1	0	8
237	WHO TELL LIE AGE 2	334	1	1	0	8
238	GET CAUGHT LIE AGE	335	1	1	9	6
239	WHO CAUGHT LIE AGE	336	1	1	0	9
240	HOW CATCH LIE AGE	337	1	1	0	8
241	AFTER CAUGHT LIE AGE	338	2	2	00	89
242	CAUGHT HAPPEN LIE AGE 11	342	2	1	00	89
243	CAUGHT HAPPEN LIE AGE 21	344	2	1	00	89
244	LIF AGE P'S FIND OUT	346	1	1	9	6
245	HOW P'S FIND LIE AGE	347	1	1	0	9
246	WHAT P'S DO LIF AGE	348	2	2	00	89
247	WHAT P'S DO LIE AGE 1	352	2	1	00	89
248	WHAT P'S DO LIF AGE 2	354	2	1	00	89
249	HOW OFTEN LIE AGE	356	1	1	0	8
250	HOW SERIOUS LIE AGE	357	1	1	0	8
251	INCIDENT NUMBER LIE DO 1	358	1	1	9	4
252	WHO LIF TO-LIE DO	359	2	1	99	89
253	WHAT SAY DO-LIE DO	361	1	1	9	9
254	HOW FAR AWAY-LIE DO	362	2	1	99	10
255	IN NEIGHBORHOOD-LIE DO 1	364	1	1	9	6
256	WITH ANYONE-LIE DO	365	1	1	9	6
257	AGES LIE DO WITH	366	1	4	0	0
258	AGE WHO WITH-LIE DO1	370	1	1	0	0

VAR #	NAME	START TL0C	WIDTH/RESP	# RESP	MD1	MD2
259	AGE WHO WITH-LIE DO2	371	1	1	0	7
260	AGE WHO WITH-LIE DO3	372	1	1	0	7
261	AGE WHO WITH-LIE DO4	373	1	1	0	7
262	SFX LIE DO WITH	374	1	4	0	3
263	SEX WHO WITH-LIE DO1	378	1	1	0	3
264	SEX WHO WITH-LIE DO2	379	1	1	0	3
265	SEX WHO WITH-LIE DO3	380	1	1	0	3
266	SEX WHO WITH-LIE DO4	381	1	1	0	3
267	CLOSENESS LIE DO WITH	382	1	4	0	5
268	CLOSENESS WITH-LIE DO1	386	1	1	0	5
269	CLOSENESS WITH-LIE DO2	387	1	1	0	5
270	CLOSENESS WITH-LIE DO3	388	1	1	0	5
271	CLOSENESS WITH-LIE DO4	389	1	1	0	5
272	NUMBER WITH-LIE DO	390	1	1	9	8
273	AGE RANGE WITH-LIE DO	391	1	1	0	8
274	SEX GROUP-LIE DO	392	1	1	0	9
275	WHO SUGGEST LIE DO	393	1	1	0	4
276	AGE OF SUGGESTOR LIE DO1	394	1	1	0	7
277	SEX OF SUGGESTOR LIE DO1	395	1	1	0	3
278	CLOSENESS SUG LIE DO	396	1	1	0	5

VAR #	NAME	START TL0C	WIDTH/RESP	# RESP	MD1	MD2
279	WHAT AFTER LIE DO	397	1	1	9	9
280	GET WHAT AFTER LIE DO	398	1	1	9	6
281	WHAT DO GET-LIE DO	399	1	2	0	8
282	WHAT DO GET-LIE DO 1	401	1	1	0	8
283	WHAT DO GET-LIE DO 2	402	1	1	0	8
284	WHAT GOT WORTH-LIF DO	403	1	1	0	4
285	GET ANYTHING-LIE DO	404	1	1	0	6
286	WHAT GOT-LIE DO	405	1	1	0	9
287	TELL ANYONE-LIE DO	406	1	1	9	6
288	TOLD HOW MANY-LIE DO	407	1	1	0	5
289	WHO TELL LIE DO	408	1	2	0	8
290	WHO TELL-LIE DO 1	410	1	1	0	8
291	WHO TELL-LIE DO 2	411	1	1	0	8
292	ANYONE CATCH-LIE DO	412	1	1	9	6
293	WHO CAUGHT-LIE DO	413	1	1	0	9
294	HOW CATCH-LIE DO	414	1	1	0	8
295	HAPPEN AFTER LIE DO	415	2	2	00	89
296	HAPPEN AFTER-LIE DO 1	419	2	1	00	89
297	HAPPEN AFTER-LIE DO 2	421	2	1	00	89
298	PARENTS FIND OUT LIE DO1	423	1	1	9	6
299	HOW P'S FIND OUT LIE DO1	424	1	1	0	9
300	WHAT P'S DO LIE DO	425	2	2	00	89
301	WHAT P'S DO-LIE DO 1	429	2	1	00	89

VAR #	NAME	START TLOC	WIDTH/ RESP	# RESP	MD1	MD2
302	WHAT P'S DO-LIE DO 2	1 431	2	1	00	89
303	LIE DO-WHEN HAPPEN YR	1 433	1	1	9	8
304	LIE DO-WHEN HAPPEN MO	1 434	2	1	99	51
305	LIE DO-WHEN HAPPEN DAY	1 436	1	1	9	9
306	LIE DO-WHEN HAPPEN TIME	1 437	1	1	9	9
307	DECIDE BEFORE LIE DO	1 438	1	1	9	5
308	HOW OFTEN LIE DO	1 439	1	1	0	8
309	HOW SERIOUS LIE DO	1 440	1	1		
310	INCIDENT NUMBER STEAL	1 441	1	1	9	4
311	WHAT DID YOU TAKE	1 442	2	2	00	89
312	WHAT DID YOU TAKE 1	1 446	2	1	00	89
313	WHAT DID YOU TAKE 2	1 448	2	1	00	89
314	HOW MUCH WORTH STEAL	1 450	1	1	9	9
315	WHERE AT WHEN STEAL	1 451	2	1	99	89
316	HOW FAR AWAY STEAL	1 453	2	1	99	10
317	STEAL IN NEIGHBORHOOD	1 455	1	1	9	6
318	KNOW WHO BELONG STEAL	1 456	1	1	9	6
319	WHO BELONG TO STEAL	1 457	2	1	00	89
320	HOW TAKE IT STEAL	1 459	1	1	9	9
321	WITH ANYONE WHEN STEAL	1 460	1	1	9	6

VAR #	NAME	START TLOC	WIDTH/ RESP	# RESP	MD1	MD2
322	AGE WHO STEAL WITH	1 461	1	4	0	7
323	AGE WHO WITH STEAL 1	1 465	1	1	0	7
324	AGE WHO WITH STEAL 2	1 466	1	1	0	7
325	AGE WHO WITH STEAL 3	1 467	1	1	0	7
326	AGE WHO WITH STEAL 4	1 468	1	1	0	7
327	SEX WHO STEAL WITH	1 469	1	4	0	3
328	SEX WHO WITH STEAL 1	1 473	1	1	0	3
329	SEX WHO WITH STEAL 2	1 474	1	1	0	3
330	SEX WHO WITH STEAL 3	1 475	1	1	0	3
331	SEX WHO WITH STEAL 4	1 476	1	1	0	3
332	CLOSENESS STEAL WITH	1 477	1	4	0	5
333	CLOSENESS WITH STEAL 1	1 481	1	1	0	5
334	CLOSENESS WITH STEAL 2	1 482	1	1	0	5
335	CLOSENESS WITH STEAL 3	1 483	1	1	0	5
336	CLOSENESS WITH STEAL 4	1 484	1	1	0	5
337	NUMBER WITH WHEN STEAL	1 485	1	1	9	8
338	AGE RANGE WITH STEAL	1 486	1	1	0	8
339	SEX GROUP WITH STEAL	1 487	1	1	0	9
340	YOU TAKE PART STEAL	1 488	1	1	0	3
341	WHO SUGGEST STEAL	1 489	1	1	0	4
342	AGE WHO SUGGEST STEAL	1 490	1	1	0	7
343	SEX WHO SUGGEST STEAL	1 491	1	1	0	
344	CLOSENESS SUGGEST STEAL	1 492	1	1	0	

VAR #	NAME	START TLOC	WIDTH/ RESP	# RESP	MD1	MD2
345	DECIDE BEFORE TO STEAL	1 493	1	1	9	5
346	WHEN R STOLE YR	1 494	1	1	9	8
347	WHEN R STOLE MO	1 495	2	1	99	51
348	WHEN R STOLE DAY	1 497	1	1	9	9
349	WHEN R STOLE TIME	1 498	1	1	9	9
350	WHAT DO STOLEN ITEM	1 499	1	2	9	8
351	WHAT DO STOLEN ITEM1	1 501	1	1	9	8
352	WHAT DO STOLEN ITEM2	1 502	1	1	0	8
353	TELL ANYONE YOU STOLE	1 503	1	1	9	6
354	HOW MANY TELL STOLE	1 504	1	1	0	5
355	WHO TELL STOLE	1 505	1	2	0	9
356	WHO TELL STOLE 1	1 507	1	1	0	9
357	WHO TELL STOLE 2	1 508	1	1	0	8
358	ANYONE CATCH STEALING	1 509	1	1	9	6
359	WHO CAUGHT STEALING	1 510	1	1	0	9
360	HOW CATCH STEALING	1 511	1	1	0	8
361	AFTER CAUGHT STEALING	1 512	2	2	00	89
362	AFTER CAUGHT STEALING 11	1 516	2	1	00	89
363	AFTER CAUGHT STEALING 21	1 518	2	1	00	89
364	PARENTS FIND OUT STEAL	1 520	1	1	9	6

VAR #	NAME	START TLOC	WIDTH/ RESP	# RESP	MD1	MD2
365	HOW P'S FOUND OUT STEAL	1 521	1	1	0	9
366	WHAT P'S DO STEAL	1 522	2	2	00	89
367	WHAT P'S DO STEAL 1	1 526	2	1	00	89
368	WHAT P'S DO STEAL 2	1 528	2	1	00	89
369	HOW OFTEN STEAL	1 530	1	1	0	8
370	HOW SERIOUS STEALING	1 531	1	1		
371	INCIDENT NO. INJURE	1 532	1	1	9	4
372	WHO INJURE-SPECIFIC	1 533	2	1	99	89
373	WHO INJURE-AGE-SEX	1 535	1	1	9	5
374	WHO INJURE-RACE, ETC.	1 536	1	1	9	6
375	WHAT LED TO INJURY	1 537	2	1	99	89
376	DECIDE BEFORE INJURY	1 539	1	1	9	5
377	HOW DID YOU INJURE	1 540	1	1	9	9
378	HOW BADLY INJURE	1 541	1	1	9	6
379	WHERE AT WHEN INJURE	1 542	1	1	9	9
380	HOW FAR AWAY INJURE	1 543	2	1	99	10
381	INJURE IN NEIGHBORHOOD	1 545	1	1	9	6
382	ANYONE THERE INJURE	1 546	1	1	9	6
383	AGES OF OTHERS INJURE	1 547	1	4	0	7
384	AGE OF OTHERS-INJURE 1	1 551	1	1	0	7
385	AGE OF OTHERS-INJURE 2	1 552	1	1	0	7
386	AGE OF OTHERS-INJURE 3	1 553	1	1	0	7
387	AGE OF OTHERS-INJURE 4	1 554	1	1	0	7

VAR #	NAME	START TLOC	WIDTH/RESP	# RESP	MD1	MD2
388	SEX OF OTHERS-INJURE	1 555	1	4	0	3
389	SEX OF OTHERS-INJURE	1 1 559	1	1	0	3
390	SEX OF OTHERS-INJURE	2 1 560	1	1	0	3
391	SEX OF OTHERS-INJURE	3 1 561	1	1	0	3
392	SEX OF OTHERS-INJURE	4 1 562	1	1	0	3
393	CLOSENESS OTHERS-INJURE	1 563	1	4	0	5
394	CLOSE OTHER INJURE	1 1 567	1	1	0	5
395	CLOSE OTHER INJURE	2 1 568	1	1	0	5
396	CLOSE OTHER INJURE	3 1 569	1	1	0	5
397	CLOSE OTHER INJURE	4 1 570	1	1	0	5
398	NO. PERSONS WITH INJURE	1 571	1	1	9	8
399	AGE RANGE WITH INJURE	1 572	1	1	0	8
400	SEX GROUP WITH INJURE	1 573	1	1	0	9
401	OTHERS TAKE PART INJURE	1 574	1	1	0	3
402	WHO SUGGEST INJURE	1 575	1	1	9	5
403	AGE INJURY SUGGESTOR	1 576	1	1	0	7
404	SEX INJURY SUGGESTOR	1 577	1	1	0	3
405	CLOSENESS INJURY SUGGES	1 578	1	1	0	5
406	TAKE FROM INJURED	1 579	1	1	9	6
407	WHEN INJURY OCCUR YR	1 580	1	1	9	8

VAR #	NAME	START TLOC	WIDTH/RESP	# RESP	MD1	MD2
408	WHEN INJURY OCCUR MO	1 581	2	1	99	51
409	WHEN INJURY OCCUR DAY	1 583	1	1	9	9
410	WHEN INJURY OCCUR TIME	1 584	1	1	9	9
411	GET CAUGHT INJURE	1 585	1	1	9	6
412	WHO CAUGHT INJURE	1 586	1	1	0	9
413	HOW CAUGHT INJURE	1 587	1	1	0	8
414	AFTER CAUGHT INJURING	1 588	2	2	00	89
415	AFTER CAUGHT INJURING	11 592	2	1	00	89
416	AFTER CAUGHT INJURING	21 594	2	1	00	89
417	TELL ANYONE INJURE	1 596	1	1	9	6
418	HOW MANY TELL INJURE	1 597	1	1	0	5
419	WHO TELL INJURE	1 598	1	2	0	8
420	WHO TELL INJURE 1	1 600	1	1	0	8
421	WHO TELL INJURE 2	1 601	1	1	0	8
422	P'S FIND OUT INJURE	1 602	1	1	9	6
423	HOW P'S FIND OUT INJURE	1 603	1	1	0	9
424	WHAT P'S DO INJURE	1 604	2	2	00	89
425	WHAT P'S DO INJURE 1	1 608	2	1	00	89
426	WHAT P'S DO INJURE 2	1 610	2	1	00	89
427	HOW OFTEN INJURE	1 612	1	1	0	8
428	HOW SERIOUS INJURE	1 613	1	1		
429	INCIDENT NO. THREAT	1 614	1	1	9	
430	WHO R THREAT-SPECIFIC	1 615	2	1	99	

VAR #	NAME	START TLOC	WIDTH/RESP	# RESP	MD1	MD2
431	WHO R THREAT-AGE-SEX	1 617	1	1	9	5
432	WHO R THREAT-RACE	1 618	1	1	9	6
433	WHAT THREATEN TO DO	1 619	1	1	9	9
434	TAKE ANYTHING THREAT	1 620	1	1	9	6
435	WHERE R THREATENED	1 621	1	1	9	9
436	HOW FAR AWAY THREAT	1 622	2	1	99	10
437	THREAT IN NEIGHBOR	1 624	1	1	9	6
438	WITH ANYONE THREAT	1 625	1	1	9	6
439	AGES WHO WITH THREAT	1 626	1	4	0	7
440	AGE WHO WITH THREAT 1	1 630	1	1	0	7
441	AGE WHO WITH THREAT 2	1 631	1	1	0	7
442	AGE WHO WITH THREAT 3	1 632	1	1	0	7
443	AGE WHO WITH THREAT 4	1 633	1	1	0	7
444	SEX WHO WITH THREAT	1 634	1	4	0	3
445	SEX WHO WITH THREAT 1	1 638	1	1	0	3
446	SEX WHO WITH THREAT 2	1 639	1	1	0	3
447	SEX WHO WITH THREAT 3	1 640	1	1	0	3
448	SEX WHO WITH THREAT 4	1 641	1	1	0	3
449	CLOSENESS WITH THREAT	1 642	1	4	0	5
450	CLOSENESS WITH THREAT 11	1 646	1	1	0	5

VAR #	NAME	START TLOC	WIDTH/RESP	# RESP	MD1	MD2
451	CLOSENESS WITH THREAT 21	647	1	1	0	5
452	CLOSENESS WITH THREAT 31	648	1	1	0	5
453	CLOSENESS WITH THREAT 41	649	1	1	0	5
454	NO. WITH R THREAT	1 650	1	1	9	8
455	AGE-RANGE WITH THREAT	1 651	1	1	0	8
456	SEX GROUP WITH THREAT	1 652	1	1	0	9
457	OTHERS TAKE PART THREAT	1 653	1	1	0	3
458	WHO SUGGEST THREAT	1 654	1	1	0	5
459	AGE SUGGESTOR THREAT	1 655	1	1	0	7
460	SEX OF SUGGESTOR THREAT	1 656	1	1	0	3
461	CLOSENESS SUG THREAT	1 657	1	1	0	5
462	DECIDE BEFORE THREAT	1 658	1	1	9	5
463	WHEN THREATEN YR.	1 659	1	1	9	8
464	WHEN THREATEN MO	1 660	2	1	99	51
465	WHEN THREATEN DAY	1 662	1	1	9	9
466	WHEN THREATEN TIME	1 663	1	1	9	9
467	TELL ANYONE THREAT	1 664	1	1	9	6
468	TELL HOW MANY THREAT	1 665	1	1	0	5
469	WHO R TOLD THREAT	1 666	1	2	0	8
470	WHO R TOLD THREAT 1	1 668	1	1	0	8
471	WHO R TOLD THREAT 2	1 669	1	1	0	8
472	ANYONE CATCH THREAT	1 670	1	1	9	6
473	WHO CAUGHT THREAT	1 671	1	1	0	9

VAR #	NAME	START TLOC	WIDTH/RESP	# RESP	MD1	MD2
474	HOW CAUGHT THREAT	1 672	1	1	0	8
475	AFTER CAUGHT THREAT	1 673	2	2	00	89
476	AFTER CAUGHT THREAT 1	1 677	2	1	00	89
477	AFTER CAUGHT THREAT 2	1 679	2	1	00	89
478	PARENTS FIND OUT THREAT	1 681	1	1	9	6
479	HOW P'S FIND OUT THREAT	1 682	1	1	0	9
480	WHAT P'S DO THREAT	1 683	2	2	00	89
481	WHAT P'S DO THREAT 1	1 687	2	1	00	89
482	WHAT P'S DO THREAT 2	1 689	2	1	00	89
483	HOW OFTEN THREATEN	1 691	1	1	0	8
484	REASON FOR THREAT	1 692	2	1	99	89
485	SERIOUSNESS OF THREAT	1 694	1	1		
486	INCIDENT NO. TRESSPASS	1 695	1	1	9	4
487	KIND OF PLACE TRES.	1 696	1	1	9	9
488	HOW FAR AWAY TRES.	1 697	2	1	99	10
489	TRES. IN NEIGHBORHOOD	1 699	1	1	9	6
490	WHY GET ON TRES. PLACE	1 700	1	1	9	9
491	HOW GET ON TRES PLACE	1 701	1	1	9	9
492	WITH ANYONE TRES	1 702	1	1	9	6
493	AGES TRESSPASS WITH	1 703	1	4	0	7

VAR #	NAME	START TLOC	WIDTH/RESP	# RESP	MD1	MD2
494	AGE WHO WITH TRES 1	1 707	1	1	0	7
495	AGE WHO WITH TRES 2	1 708	1	1	0	7
496	AGE WHO WITH TRES 3	1 709	1	1	0	7
497	AGE WHO WITH TRES 4	1 710	1	1	0	7
498	SEX TRESSPASS WITH	1 711	1	4	0	3
499	SEX WHO WITH TRES 1	1 715	1	1	0	3
500	SEX WHO WITH TRES 2	1 716	1	1	0	3
501	SEX WHO WITH TRES 3	1 717	1	1	0	3
502	SEX WHO WITH TRES 4	1 718	1	1	0	3
503	CLOSENESS TRES WITH	1 719	1	4	0	5
504	CLOSENESS WITH TRES 1	1 723	1	1	0	5
505	CLOSENESS WITH TRES 2	1 724	1	1	0	5
506	CLOSENESS WITH TRES 3	1 725	1	1	0	5
507	CLOSENESS WITH TRES 4	1 726	1	1	0	5
508	NO. WITH R TRES	1 727	1	1	9	8
509	AGE-RANGE WITH TRES	1 728	1	1	0	8
510	SEX GROUP WITH TRES	1 729	1	1	0	9
511	WHO SUGGEST TRESSPASS	1 730	1	1	9	4
512	AGE OF SUGGESTOR TRES	1 731	1	1	0	7
513	SEX OF SUGGESTOR TRES	1 732	1	1	0	3
514	CLOSENESS OF SUG. TRES	1 733	1	1	0	5
515	WHEN TRESSPASS YR	1 734	1	1	9	7
516	WHEN TRESSPASS MO	1 735	2	1	99	5

VAR #	NAME	START TLOC	WIDTH/RESP	# RESP	MD1	MD2
517	WHEN TRESSPASS DAY	1 737	1	1	9	9
518	WHEN TRESSPASS TIME	1 738	1	1	9	9
519	DECIDE BEFORE TRES	1 739	1	1	9	5
520	TAKE ANYTHING TRES	1 740	1	1	9	6
521	DAMAGE ANYTHING TRES	1 741	1	1	9	6
522	TELL ANYONE TRES	1 742	1	1	9	6
523	HOW MANY TELL TRES	1 743	1	1	0	6
524	WHO TELL TRESSPASS	1 744	1	2	0	5
525	WHO TELL TRES 1	1 746	1	1	0	8
526	WHO TELL TRES 2	1 747	1	1	0	8
527	ANYONE CATCH TRES	1 748	1	1	9	8
528	WHO CAUGHT TRES	1 749	1	1	0	6
529	HOW CAUGHT TRES	1 750	1	1	0	9
530	AFTER CAUGHT TRESS	1 751	2	2	0	8
531	AFTER CAUGHT TRES 1	1 755	2	1	00	89
532	AFTER CAUGHT TRES 2	1 757	2	1	00	89
533	PARENTS FIND OUT TRES	1 759	1	1	9	89
534	HOW P'S FIND OUT TRES	1 760	1	1	9	6
535	WHAT P'S DO TRES	1 761	2	2	0	9
536	WHAT P'S DO TRES 1	1 765	2	1	00	89

VAR #	NAME	START TLOC	WIDTH/RESP	# RESP	MD1	MD2
537	WHAT P'S DO TRFS 2	1 767	2	1	00	89
538	HOW OFTEN TRES	1 769	1	1	0	8
539	HOW SERIOUS TRES.	1 770	1	1		
540	INCIDENT NO. HOUSE	1 771	1	1	9	4
541	KIND OF HOUSE OR BLDG	1 772	1	1	9	9
542	HOUSE OR BLDG OCCUPIED	1 773	1	1	9	5
543	HOW FAR AWAY HOUSE	1 774	2	1	99	10
544	HOUSE IN NEIGHBORHOOD	1 776	1	1	9	6
545	HOW GET IN HOUSE	1 777	1	1	9	9
546	WITH ANYONE HOUSE	1 778	1	1	9	6
547	AGES WITH HOUSE	1 779	1	4	0	7
548	AGE WHO WITH HOUSE 1	1 783	1	1	0	7
549	AGE WHO WITH HOUSE 2	1 784	1	1	0	7
550	AGE WHO WITH HOUSE 3	1 785	1	1	0	7
551	AGE WHO WITH HOUSE 4	1 786	1	1	0	7
552	SEX WITH AT HOUSE	1 787	1	4	0	3
553	SEX WHO WITH HOUSE 1	1 791	1	1	0	3
554	SEX WHO WITH HOUSE 2	1 792	1	1	0	3
555	SEX WHO WITH HOUSE 3	1 793	1	1	0	3
556	SEX WHO WITH HOUSE 4	1 794	1	1	0	3
557	CLOSENESS WITH AT HOUSE	1 795	1	4	0	3
558	CLOSENESS WITH HOUSE 1	1 799	1	1	0	5
559	CLOSENESS WITH HOUSE 2	1 800	1	1	0	5

VAR #	NAME	START TLOC	WIDTH/RESP	# RESP	MD1	MD2
560	CLOSENESS WITH HOUSE 3	801	1	1	0	5
561	CLOSENESS WITH HOUSE 4	802	1	1	0	5
562	NO. WITH IN HOUSE	803	1	1	9	8
563	AGE-RANGE HOUSE	804	1	1	0	8
564	SEX GROUP HOUSE	805	1	1	0	9
565	WHO SUGGEST HOUSE	806	1	1	9	4
566	AGE OF SUGGESTOR HOUSE	807	1	1	0	7
567	SEX OF SUGGESTOR HOUSE	808	1	1	0	3
568	CLOSENESS OF SUG HOUSE	809	1	1	0	5
569	WHEN HAPPEN HOUSE YR	810	1	1	9	8
570	WHEN HAPPEN HOUSE MO.	811	2	1	99	51
571	WHEN HAPPEN HOUSE DAY	813	1	1	9	9
572	WHEN HAPPEN HOUSE TIME	814	1	1	9	9
573	DECIDE BEFORE HOUSE	815	1	1	9	5
574	TAKE OR DAMAGE AT HOUSE	816	1	1	9	9
575	TELL ANYONE HOUSE	817	1	1	9	6
576	ADULTS TOLD HOUSE	818	1	1	0	5
577	BOYS TOLD HOUSE	819	1	1	0	5
578	GIRLS TOLD HOUSE	820	1	1	0	5
579	TOTAL NUMBER TOLD HOUSE	821	1	1	0	5

VAR #	NAME	START TLOC	WIDTH/RESP	# RESP	MD1	MD2
580	RELAT ADULTS TOLD HOUSE	822	1	2	0	8
581	REL ADULT TOLD HOUSE 1	824	1	1	0	8
582	REL ADULT TOLD HOUSE 2	825	1	1	0	8
583	ANYONE CATCH HOUSE	826	1	1	9	6
584	WHO CAUGHT HOUSE	827	1	1	0	9
585	HOW CAUGHT HOUSE	828	1	1	0	8
586	AFTER CAUGHT HOUSE	829	2	2	00	89
587	AFTER CAUGHT HOUSE 1	833	2	1	00	89
588	AFTER CAUGHT HOUSE 2	835	2	1	00	89
589	PARENTS FIND OUT HOUSE	837	1	1	9	6
590	HOW P'S FOUND OUT HOUSE	838	1	1	0	9
591	WHAT P'S DID HOUSE	839	2	2	00	89
592	WHAT P'S DID HOUSE 1	843	2	1	00	89
593	WHAT P'S DID HOUSE 2	845	2	1	00	89
594	HOW OFTEN IN HOUSE	847	1	1	0	8
595	SERIOUSNESS OF HOUSE	848	1	1	0	8
596	INCIDENT NUMBER DRINK	849	1	1	9	4
597	WHAT R DRANK	850	1	1	9	9
598	HOW MUCH BEER R DRANK	851	1	1	0	4
599	HOW MUCH WINE R DRANK	852	1	1	0	4
600	QUANTITY LIQUOR DRANK	853	1	1	0	4
601	HOW R GOT REER, WINE, LIQ	854	1	1	9	4
602	AGE OF PROVIDER DRINK	855	1	1	0	5

VAR #	NAME	START TLOC	WIDTH/RESP	# RESP	MD1	MD2
603	SEX OF PROVIDER DRINK	856	1	1	0	3
604	CLOSENESS PROVIDE LIQ	857	1	1	0	5
605	WHERE R DID DRINKING	858	1	1	0	9
606	HOW FAR AWAY DRANK	859	2	1	00	10
607	IN NEIGHBORHOOD DRANK	861	1	1	0	6
608	WHERE R GOT BEER, ETC.	862	1	1	0	8
609	HOW FAR AWAY GOT BEER-	863	2	1	00	10
610	NEIGHBORHOOD GOT BEER	865	1	1	0	6
611	LIE AGE-GET REER, ETC.	866	1	1	0	6
612	FALSE I.D.-GET BEER	867	1	1	0	6
613	KIND FALSE ID DRINK	868	1	1	0	9
614	R GOT BEER-WHERE DRANK	869	1	1	0	9
615	R GOT BEER-FAR AWAY	870	2	1	00	10
616	R GOT BEER-IN NEI DRINK	872	1	1	0	6
617	WITH ANYONE DRINK	873	1	1	9	6
618	AGES WITH DRINK	874	1	4	0	7
619	AGE WITH DRINK 1	878	1	1	0	7
620	AGE WITH DRINK 2	879	1	1	0	7
621	AGE WITH DRINK 3	880	1	1	0	7
622	AGE WITH DRINK 4	881	1	1	0	7

VAR #	NAME	START TLOC	WIDTH/RESP	# RESP	MD1	MD2
623	SEX WITH DRINK	882	1	4	0	3
624	SEX WITH DRINK 1	886	1	1	0	3
625	SEX WITH DRINK 2	887	1	1	0	3
626	SEX WITH DRINK 3	888	1	1	0	3
627	SEX WITH DRINK 4	889	1	1	0	3
628	CLOSENESS WITH DRINK	890	1	4	0	5
629	CLOSENESS WITH DRINK 1	894	1	1	0	5
630	CLOSENESS WITH DRINK 2	895	1	1	0	5
631	CLOSENESS WITH DRINK 3	896	1	1	0	5
632	CLOSENESS WITH DRINK 4	897	1	1	0	5
633	NO. PERSONS WITH DRINK	898	1	1	9	8
634	AGE-RANGE DRINK WITH	899	1	1	0	8
635	SEX GROUP DRINK WITH	900	1	1	0	9
636	WHO SUGGESTED DRINKING	901	1	1	0	4
637	AGE OF SUGGESTOR DRINK	902	1	1	0	7
638	SEX OF SUGGESTOR DRINK	903	1	1	0	3
639	CLOSENESS SUG DRINK	904	1	1	0	5
640	WHEN HAPPEN DRINK YR	905	1	1	9	8
641	WHEN HAPPEN DRINK MO	906	2	1	99	51
642	WHEN HAPPEN DRINK DAY	908	1	1	9	9
643	WHEN HAPPEN DRINK TIME	909	1	1	9	9
644	TELL ANYONE DRINK	910	1	1	9	6
645	HOW MANY TOLD DRINK	911	1	1	0	5

VAR #	NAME	START TLOC	WIDTH/RESP	# RESP	MD1	MD2
646	WHO R TOLD DRINK	1 912	1	2	0	0
647	WHO R TOLD DRINK 1	1 914	1	1	0	9
648	WHO R TOLD DRINK 2	1 915	1	1	0	8
649	ANYONE CATCH R DRINK	1 916	1	1	9	6
650	WHO CAUGHT R DRINK	1 917	1	1	0	9
651	HOW CAUGHT DRINKING	1 918	1	1	0	8
652	AFTER CAUGHT DRINKING	1 919	2	2	00	89
653	AFTER CAUGHT DRINKING 11	1 923	2	1	00	89
654	AFTER CAUGHT DRINKING 21	1 925	2	1	00	89
655	PARENTS FIND OUT DRINK	1 927	1	1	9	6
656	HOW P'S FIND OUT DRINK	1 928	1	1	0	9
657	WHAT P'S DID DRINK	1 929	2	2	00	89
658	WHAT P'S DID DRINK1	1 933	2	1	00	89
659	WHAT P'S DID DRINK2	1 935	2	1	00	89
660	HOW OFTEN DRINK	1 937	1	1	0	8
661	SERIOUSNESS OF DRINKING1	1 938	1	1	9	4
662	INCIDENT NUMBER DRUGS	1 939	1	1	99	52
663	KIND OF DRUG OR CHEM	1 940	2	1	9	5
664	HOW GET DRUG OR CHEM	1 942	1	1	9	5
665	AGE OF DRUG PROVIDER	1 943	1	1	0	7

VAR #	NAME	START TLOC	WIDTH/RESP	# RESP	MD1	MD2
666	SEX OF DRUG PROVIDER	1 944	1	1	0	3
667	CLOSENESS DRUG PROVIDER1	1 945	1	1	0	5
668	WHERE WHEN USE DRUG	1 946	1	1	0	9
669	HOW FAR AWAY USE DRUG	1 947	2	1	00	10
670	USE DRUG NEIGHBORHOOD	1 949	1	1	0	6
671	WHERE R GOT DRUG	1 950	1	1	0	8
672	FAR AWAY R GOT DRUG	1 951	2	1	00	10
673	IN NEIGH. R GOT DRUG	1 953	1	1	0	6
674	R GOT DRUG-WHERE USE	1 954	1	1	0	9
675	R GOT DRUG-USE FAR AWAY1	1 955	2	1	00	10
676	R GOT DRUG-USE IN NEIGH1	1 957	1	1	0	6
677	WITH ANYONE USE DRUG	1 958	1	1	9	6
678	AGES WITH USE DRUGS	1 959	1	4	0	7
679	AGE WITH TOOK DRUGS1	1 963	1	1	0	7
680	AGE WITH TOOK DRUGS2	1 964	1	1	0	7
681	AGE WITH TOOK DRUGS3	1 965	1	1	0	7
682	AGE WITH TOOK DRUGS4	1 966	1	1	0	7
683	SEX WITH USE DRUGS	1 967	1	4	0	7
684	SEX WITH TOOK DRUGS 1	1 971	1	1	0	3
685	SEX WITH TOOK DRUGS 2	1 972	1	1	0	3
686	SEX WITH TOOK DRUGS 3	1 973	1	1	0	3
687	SEX WITH TOOK DRUGS 4	1 974	1	1	0	3
688	CLOSENESS WITH USE DRUG1	1 975	1	4	0	5

VAR #	NAME	START TLOC	WIDTH/RESP	# RESP	MD1	MD2
689	CLOSENESS WITH DRUGS 1	1 979	1	1	0	5
690	CLOSENESS WITH DRUGS 2	1 980	1	1	0	5
691	CLOSENESS WITH DRUGS 3	1 981	1	1	0	5
692	CLOSENESS WITH DRUGS 4	1 982	1	1	0	5
693	NO. WITH R TOOK DRUGS	1 983	1	1	9	8
694	AGE RANGE TOOK DRUGS	1 984	1	1	0	8
695	SEX GROUP TOOK DRUGS	1 985	1	1	0	9
696	WHO SUGGEST TAKE DRUG	1 986	1	1	0	4
697	AGE OF DRUG SUGGESTOR	1 987	1	1	0	7
698	SEX OF DRUG SUGGESTOR	1 988	1	1	0	3
699	CLOSENESS SUGGEST DRUG	1 989	1	1	0	5
700	WHEN TOOK DRUGS YR	1 990	1	1	9	8
701	WHEN TOOK DRUGS MO	1 991	2	1	99	51
702	WHEN TOOK DRUGS DAY	1 993	1	1	9	9
703	WHEN TOOK DRUGS TIME	1 994	1	1	9	9
704	TELL ANYONE TOOK DRUGS	1 995	1	1	9	6
705	USED DRUG NO. TOLD	1 996	1	1	0	5
706	WHO TOLD TOOK DRUGS	1 997	1	2	0	8
707	WHO TOLD TOOK DRUGS 1	1 999	1	1	0	9
708	WHO TOLD TOOK DRUGS 2	1 1000	1	1	0	9

VAR #	NAME	START TLOC	WIDTH/RESP	# RESP	MD1	MD2
709	CAUGHT USING DRUGS	1 1001	1	1	9	6
710	WHO CAUGHT USING DRUGS	1 1002	1	1	0	9
711	HOW CAUGHT USING DRUGS	1 1003	1	1	0	8
712	AFTER USING DRUGS	1 1004	2	2	00	89
713	AFTER USING DRUGS 1	1 1008	2	1	00	89
714	AFTER USING DRUGS 2	1 1010	2	1	00	89
715	PARENTS FIND OUT DRUGS	1 1012	1	1	9	6
716	HOW P'S FOUND OUT DRUGS1	1 1013	1	1	0	9
717	WHAT P'S DID DRUGS	1 1014	2	2	00	89
718	WHAT P'S DID DRUGS 1	1 1018	2	1	00	89
719	WHAT P'S DID DRUGS 2	1 1020	2	1	00	89
720	HOW OFTEN USE DRUGS	1 1022	1	1	0	8
721	HOW SERIOUS USE DRUGS	1 1023	1	1	9	4
722	INCIDENT NUMBER GANG	1 1024	1	1	9	9
723	WHERE GANG FIGHT AT	1 1025	1	1	9	9
724	HOW FAR AWAY GANG FIGHT1	1 1026	2	1	99	10
725	GANG FIGHT NEIGHBORHOOD1	1 1028	1	1	9	6
726	NO. FRIENDS GANG FIGHT	1 1029	1	1	9	7
727	AGE IN GANG FIGHT	1 1030	1	4	0	7
728	AGE IN GANG FIGHT 1	1 1034	1	1	0	7
729	AGE IN GANG FIGHT 2	1 1035	1	1	0	7
730	AGE IN GANG FIGHT 3	1 1036	1	1	0	7
731	AGE IN GANG FIGHT 4	1 1037	1	1	0	7

VAR #	NAME	START TLOC	WIDTH/RESP	# RESP	MD1	MD2
732	SEX IN GANG FIGHT	1 1038	1	4	0	3
733	SEX IN GANG FIGHT 1	1 1042	1	1	0	3
734	SEX IN GANG FIGHT 2	1 1043	1	1	0	3
735	SEX IN GANG FIGHT 3	1 1044	1	1	0	3
736	SEX IN GANG FIGHT 4	1 1045	1	1	0	3
737	CLOSENESS IN GANG	1 1046	1	4	0	5
738	CLOSENESS IN GANG 1	1 1050	1	1	0	5
739	CLOSENESS IN GANG 2	1 1051	1	1	0	5
740	CLOSENESS IN GANG 3	1 1052	1	1	0	5
741	CLOSENESS IN GANG 4	1 1053	1	1	0	5
742	NO. PERSONS IN GANG	1 1054	1	1	9	8
743	AGE-RANGE IN GANG	1 1055	1	1	0	8
744	SEX GROUP OF GANG	1 1056	1	1	0	9
745	NO. BOYS OTHER BUNCH	1 1057	1	1	9	7
746	NO. GIRLS OTHER BUNCH	1 1058	1	1	9	7
747	TOTAL NO. OTHER BUNCH	1 1059	1	1	9	7
748	SEX COMP. OTHER BUNCH	1 1060	1	1	9	6
749	HOW GANG FIGHT STARTED	1 1061	1	1	9	9
750	WHO START GANG FIGHT	1 1062	1	1	9	9
751	REL,RACE REF. IN FIGHT	1 1063	1	1	9	6

VAR #	NAME	START TLOC	WIDTH/RESP	# RESP	MD1	MD2
752	GANG FIGHT PLAN BEFORE	1 1064	1	1	9	5
753	HURT ANYONE-GANG FIGHT	1 1065	1	1	9	6
754	HOW BAD HURT-GANG FIGHT	1 1066	1	1	0	6
755	WHO SUGGEST GANG FIGHT	1 1067	1	1	9	4
756	AGE GANG FIGHT SUGGEST	1 1068	1	1	0	7
757	SEX GANG FIGHT SUGGEST	1 1069	1	1	0	3
758	CLOSE. GANG FIGHT SUG	1 1070	1	1	0	5
759	WHEN GANG FIGHT YR	1 1071	1	1	9	8
760	WHEN GANG FIGHT MO	1 1072	2	1	99	51
761	WHEN GANG FIGHT DAY	1 1074	1	1	9	9
762	WHEN GANG FIGHT TIME	1 1075	1	1	9	9
763	TELL ANYONE GANG FIGHT	1 1076	1	1	9	6
764	HOW MANY R TELL GANG	1 1077	1	1	0	5
765	WHO TELL GANG FIGHT	1 1078	1	2	0	9
766	WHO TELL GANG 1	1 1080	1	1	0	9
767	WHO TELL GANG 2	1 1081	1	1	0	9
768	ANYONE CATCH GANG FIGHT	1 1082	1	1	9	6
769	WHO CAUGHT GANG FIGHT	1 1083	1	1	0	9
770	HOW CAUGHT GANG FIGHT	1 1084	1	1	0	8
771	AFTER GANG FIGHT	1 1085	2	2	00	89
772	AFTER CAUGHT GANG 1	1 1089	2	1	00	89
773	AFTER CAUGHT GANG 2	1 1091	2	1	00	89
774	PARENTS FIND OUT GANG	1 1093	1	1	9	6

VAR #	NAME	START TLOC	WIDTH/RESP	# RESP	MD1	MD2
775	HOW P'S FIND OUT GANG	1 1094	1	1	0	9
776	WHAT P'S DID GANG	1 1095	2	2	00	89
777	WHAT P'S DID GANG1	1 1099	2	1	00	89
778	WHAT P'S DID GANG2	1 1101	2	1	00	89
779	HOW OFTEN IN GANG FIGHT	1 1103	1	1	0	8
780	HOW SERIOUS GANG FIGHT	1 1104	1	1	0	8
781	INCIDENT NUMBER GUN	1 1105	1	1	9	4
782	WHAT CARRY GUN-KNIFE	1 1106	1	1	9	4
783	KIND OF GUN-KNIFE ETC.	1 1107	1	1	9	9
784	WHEN CARRY GUN-KNIFE	1 1108	1	1	9	5
785	HOW OFTEN CARRY KNIFE	1 1109	1	1	0	6
786	WHY CARRY GUN-KNIFE	1 1110	1	1	0	9
787	GENERAL. OF CARRY REA	1 1111	1	1	0	5
788	HOW GET GUN-KNIFE	1 1112	1	1	0	9
789	TELL ANYONE CARRY GUN	1 1113	1	1	0	6
790	HOW MANY TELL CARRY	1 1114	1	1	0	5
791	WHO TELL CARRY KNIFE	1 1115	1	2	0	8
792	WHO TELL CARRY 1	1 1117	1	1	0	8
793	WHO TELL CARRY 2	1 1118	1	1	0	8
794	ANYONE CATCH CARRY	1 1119	1	1	0	6

VAR #	NAME	START TLOC	WIDTH/RESP	# RESP	MD1	MD2
795	WHO CAUGHT CARRY	1 1120	1	1	0	9
796	HOW CAUGHT CARRY	1 1121	1	1	0	8
797	AFTER CAUGHT CARRY	1 1122	2	2	00	89
798	AFTER CAUGHT CARRY 1	1 1126	2	1	00	89
799	AFTER CAUGHT CARRY 2	1 1128	2	1	00	89
800	PARENTS FIND OUT CARRY	1 1130	1	1	0	6
801	HOW P'S FIND OUT CARRY	1 1131	1	1	0	9
802	WHAT P'S DID CARRY	1 1132	2	2	00	89
803	WHAT P'S DID CARRY 1	1 1136	2	1	00	89
804	WHAT P'S DID CARRY 2	1 1138	2	1	00	89
805	EVER CARRY OTHER GUN-KNI	1 1140	1	1	9	6
806	HOW SERIOUS CARRY	1 1141	1	1	0	6
807	INCIDENT NUMBER CAR	1 1142	1	1	9	4
808	KNOW WHO OWNED CAR	1 1143	1	1	9	6
809	WHOSE CAR WAS IT	1 1144	1	1	0	9
810	WHAT ACCESS TO CAR	1 1145	1	1	9	3
811	HOW START THE CAR	1 1146	1	1	9	9
812	WHERE CAR WHEN TOOK	1 1147	1	1	9	9
813	HOW FAR CAR FROM HOUSE	1 1148	2	1	99	10
814	CAR IN NEIGHBORHOOD	1 1150	1	1	9	6
815	WITH ANYONE TAKE CAR	1 1151	1	1	9	6
816	AGES WITH TAKE CAR	1 1152	1	4	0	7
817	AGE WITH TAKE CAR 1	1 1156	1	1	0	7

VAR #	NAME	START TLOC	WIDTH/ RESP	# RESP	MD1	MD2
818	AGE WITH TAKE CAR 2	1 1157	1	1	0	7
819	AGE WITH TAKE CAR 3	1 1158	1	1	0	7
820	AGE WITH TAKE CAR 4	1 1159	1	1	0	7
821	SEX WITH TAKE CAR	1 1160	1	4	0	3
822	SEX WITH TAKE CAR 1	1 1164	1	1	0	3
823	SEX WITH TAKE CAR 2	1 1165	1	1	0	3
824	SEX WITH TAKE CAR 3	1 1166	1	1	0	3
825	SEX WITH TAKE CAR 4	1 1167	1	1	0	3
826	CLOSENESS TAKE CAR	1 1168	1	4	0	5
827	CLOSENESS TAKE CAR 1	1 1172	1	1	0	5
828	CLOSENESS TAKE CAR 2	1 1173	1	1	0	5
829	CLOSENESS TAKE CAR 3	1 1174	1	1	0	5
830	CLOSENESS TAKE CAR 4	1 1175	1	1	0	5
831	NO. PERSONS TAKE CAR	1 1176	1	1	9	8
832	AGE-RANGE TAKE CAR	1 1177	1	1	0	8
833	SEX GROUP TAKE CAR	1 1178	1	1	0	9
834	R TAKE PART TAKE CAR	1 1179	1	1	0	3
835	WHO SUGGEST TAKE CAR	1 1180	1	1	0	4
836	AGE SUGGEST TAKE CAR	1 1181	1	1	0	7
837	SEX SUGGEST TAKE CAR	1 1182	1	1	0	3

VAR #	NAME	START TLOC	WIDTH/ RESP	# RESP	MD1	MD2
838	CLOSENESS SUG TAKE CAR	1 1183	1	1	0	5
839	WHY TAKE CAR	1 1184	1	1	9	9
840	WHAT DO FIRST WITH CAR	1 1185	1	1	0	7
841	FINALLY DO WITH CAR	1 1186	1	1	0	9
842	WHEN TAKE CAR YR	1 1187	1	1	9	8
843	WHEN TAKE CAR MO	1 1188	2	1	99	51
844	WHEN TAKE CAR DAY	1 1190	1	1	9	9
845	WHEN TAKE CAR TIME	1 1191	1	1	9	9
846	DECIDE BEFORE TAKE CAR	1 1192	1	1	9	5
847	TELL ANYONE TAKE CAR	1 1193	1	1	9	6
848	HOW MANY TELL TAKE CAR	1 1194	1	1	0	5
849	WHO TELL TAKE CAR	1 1195	1	2	0	9
850	WHO TELL TAKE CAR 1	1 1197	1	1	0	9
851	WHO TELL TAKE CAR 2	1 1198	1	1	0	9
852	ANYONE CATCH TAKE CAR	1 1199	1	1	9	6
853	WHO CAUGHT TAKE CAR	1 1200	1	1	0	9
854	HOW CAUGHT TAKE CAR	1 1201	1	1	0	8
855	AFTER CAUGHT TAKING CAR	1 1202	2	2	00	89
856	AFTER CAUGHT TAKE CAR 1	1 1206	2	1	00	89
857	AFTER CAUGHT TAKE CAR 2	1 1208	2	1	00	89
858	PARENTS CATCH TAKE CAR	1 1210	1	1	9	6
859	HOW P'S FIND OUT CAR	1 1211	1	1	0	
860	WHAT P'S DID TAKE CAR	1 1212	2	2	00	6

VAR #	NAME	START TLOC	WIDTH/ RESP	# RESP	MD1	MD2
861	WHAT P'S DID TAKE CAR1	1 1216	2	1		
862	WHAT P'S DID TAKE CAR2	1 1218	2	1	00	89
863	HOW MANY CARS TAKE	1 1220	1	1	00	89
864	HOW SERIOUS TAKE CAR	1 1221	1	1	0	8
865	NUMBER OF PEERS LISTED	1 1222	2	1		
866	PEER 1 AGE	1 1224	2	1		
867	PEER 1 SEX	1 1226	1	1	00	99
868	PEER 1 CLOSENESS	1 1227	1	1	0	3
869	PEER 1 TIMES MENTIONED	1 1228	1	1	0	5
870	PEER 2 AGE	1 1229	2	1	0	9
871	PEER 2 SEX	1 1231	1	1	00	99
872	PEER 2 CLOSENESS	1 1232	1	1	0	3
873	PEER 2 TIMES MENTIONED	1 1233	1	1	0	5
874	PEER 3 AGE	1 1234	2	1	0	9
875	PEER 3 SEX	1 1236	1	1	00	99
876	PEER 3 CLOSENESS	1 1237	1	1	0	3
877	PEER 3 TIMES MENTIONED	1 1238	1	1	0	5
878	PEER 4 AGE	1 1239	2	1	0	9
879	PEER 4 SEX	1 1241	1	1	00	99
880	PEER 4 CLOSENESS	1 1242	1	1	0	3

VAR #	NAME	START TLOC	WIDTH/ RESP	# RESP	MD1	MD2
881	PEER 4 TIMES MENTIONED	1 1243	1	1	0	9
882	PEER 5 AGE	1 1244	2	1	00	99
883	PEER 5 SEX	1 1246	1	1	0	3
884	PEER 5 CLOSENESS	1 1247	1	1	0	5
885	PEER 5 TIMES MENTIONED	1 1248	1	1	0	9
886	PEER 6 AGE	1 1249	2	1	00	99
887	PEER 6 SEX	1 1251	1	1	0	3
888	PEER 6 CLOSENESS	1 1252	1	1	0	5
889	PEER 6 TIMES MENTIONED	1 1253	1	1	0	9
890	PEER 7 AGE	1 1254	2	1	00	99
891	PEER 7 SEX	1 1256	1	1	0	3
892	PEER 7 CLOSENESS	1 1257	1	1	0	5
893	PEER 7 TIMES MENTIONED	1 1258	1	1	0	9
894	PEER 8 AGE	1 1259	2	1	00	99
895	PEER 8 SEX	1 1261	1	1	0	3
896	PEER 8 CLOSENESS	1 1262	1	1	0	5
897	PEER 8 TIMES MENTIONED	1 1263	1	1	0	9
898	PEER 9 AGE	1 1264	2	1	00	99
899	PEER 9 SEX	1 1266	1	1	0	3
900	PEER 9 CLOSENESS	1 1267	1	1	0	5
901	PEER 9 TIMES MENTIONED	1 1268	1	1	0	9
902	PEER 10 AGE	1 1269	2	1	00	99
903	PEER 10 SEX	1 1271	1	1	0	3

VAR #	NAME	START TLOC	WIDTH/RESP	# RESP	MD1	MD2
904	PEER 10 CLOSENESS	1 1272	1	1	0	5
905	PEER 10 TIMES MENTIONED	1 1273	1	1	0	9
906	PEER 11 AGE	1 1274	2	1	00	99
907	PEER 11 SEX	1 1276	1	1	0	3
908	PEER 11 CLOSENESS	1 1277	1	1	0	5
909	PEER 11 TIMES MENTIONED	1 1278	1	1	0	9
910	PEER 12 AGE	1 1279	2	1	00	99
911	PEER 12 SEX	1 1281	1	1	0	3
912	PEER 12 CLOSENESS	1 1282	1	1	0	5
913	PEER 12 TIMES MENTIONED	1 1283	1	1	0	9
914	PEER 13 AGE	1 1284	2	1	00	99
915	PEER 13 SEX	1 1286	1	1	0	3
916	PEER 13 CLOSENESS	1 1287	1	1	0	5
917	PEER 13 TIMES MENTIONED	1 1288	1	1	0	9
918	PEER 14-AGE	1 1289	2	1	00	99
919	PEER 14-SEX	1 1291	1	1	0	3
920	PEER 14-CLOSENESS	1 1292	1	1	0	5
921	PEER 14-TIMES MENTIONED	1 1293	1	1	0	9
922	PEER 15-AGE	1 1294	2	1	00	99
923	PEER 15-SEX	1 1296	1	1	0	3

VAR #	NAME	START TLOC	WIDTH/RESP	# RESP	MD1	MD2
924	PEER 15-CLOSENESS	1 1297	1	1	0	5
925	PEER 14-TIMES MENTIONED	1 1298	1	1	0	9
926	PEER 16-AGE	1 1299	2	1	00	99
927	PEER 16-SEX	1 1301	1	1	0	3
928	PEER 16-CLOSENESS	1 1302	1	1	0	5
929	PEER 16-TIMES MENTIONED	1 1303	1	1	0	9
930	PEER 17-AGE	1 1304	2	1	00	99
931	PEER 17-SEX	1 1306	1	1	0	3
932	PEER 17-CLOSENESS	1 1307	1	1	0	5
933	PEER 17-TIMES MENTIONED	1 1308	1	1	0	9
934	PEER 18-AGE	1 1309	2	1	00	99
935	PEER 18-SEX	1 1311	1	1	0	3
936	PEER 18-CLOSENESS	1 1312	1	1	0	5
937	PEER 18-TIMES MENTIONED	1 1313	1	1	0	9
938	PEER 19-AGE	1 1314	2	1	00	99
939	PEER 19-SEX	1 1316	1	1	0	3
940	PEER 19-CLOSENESS	1 1317	1	1	0	5
941	PEER 19-TIMES MENTIONED	1 1318	1	1	0	9
942	PEER 20-AGE	1 1319	2	1	00	99
943	PEER 20-SEX	1 1321	1	1	0	3
944	PEER 20-CLOSENESS	1 1322	1	1	0	5
945	PEER 20-TIMES MENTIONED	1 1323	1	1	0	9
946	RAN AWAY-INCIDENT NO	2 1324	1	1	9	4

VAR #	NAME	START TLOC	WIDTH/RESP	# RESP	MD1	MD2
947	RAN-PARENTS FOUND OUT	2 1325	1	1	9	6
948	WHAT LED TO RUNNING	2 1326	2	2	99	89
949	WHAT LED TO RUNNING I	2 1330	2	1	99	89
950	WHAT LED TO RUNNING 2	2 1332	2	1	00	89
951	WHERE GO GENERAL-RUN	2 1334	1	1	9	9
952	WHERE GO SPECIFIC-RUN	2 1335	1	1	9	9
953	HOW FAR GO-RUN AWAY	2 1336	2	1	99	10
954	IN NEIGHBORHOOD-RUN	2 1338	1	1	9	6
955	WHAT DO-RUN AWAY	2 1339	1	2	0	9
956	WHAT DO-RUN AWAY I	2 1341	1	1	0	9
957	WHAT DO-RUN AWAY 2	2 1342	1	1	0	9
958	HOW HAPPEN COME BACK	2 1343	1	1	0	9
959	WITH ANYONE-RUN AWAY	2 1344	1	1	9	6
960	AGES WHO RAN WITH	2 1345	1	4	0	7
961	AGE WHO RUN AWAY WITH I2	2 1349	1	1	0	7
962	AGE WHO RUN AWAY WITH 22	2 1350	1	1	0	7
963	AGE WHO RUN AWAY WITH 32	2 1351	1	1	0	7
964	AGE WHO RUN AWAY WITH 42	2 1352	1	1	0	7
965	SEX WHO RAN WITH	2 1353	1	4	0	3
966	SEX WHO RUN AWAY WITH 12	2 1357	1	1	0	3

VAR #	NAME	START TLOC	WIDTH/RESP	# RESP	MD1	MD2
967	SEX WHO RUN AWAY WITH 22	2 1358	1	1	0	3
968	SEX WHO RUN AWAY WITH 32	2 1359	1	1	0	3
969	SEX WHO RUN AWAY WITH 42	2 1360	1	1	0	3
970	CLOSENESS WHO RAN WITH 2	2 1361	1	4	0	5
971	CLOSENESS RUN WITH 1	2 1365	1	1	0	5
972	CLOSENESS RUN WITH 2	2 1366	1	1	0	5
973	CLOSENESS RUN WITH 3	2 1367	1	1	0	5
974	CLOSENESS RUN WITH 4	2 1368	1	1	0	5
975	NUMBER PERSONS RAN WITH2	2 1369	1	1	9	9
976	AGE RANGE RAN WITH	2 1370	1	1	0	8
977	GROUP SEX RAN WITH	2 1371	1	1	0	9
978	WHO SUGGEST RUN AWAY	2 1372	1	1	0	4
979	AGE OF SUGGESTOR RUN	2 1373	1	1	0	7
980	SEX OF SUGGESTOR RUN	2 1374	1	1	0	3
981	SUGGESTOR CLOSENESS RUN2	2 1375	1	1	0	5
982	WHEN RUN AWAY YR	2 1376	1	1	9	8
983	WHEN RUN AWAY MO	2 1377	2	1	99	51
984	WHEN RUN AWAY DAY	2 1379	1	1	9	9
985	WHEN RUN AWAY TIME	2 1380	1	1	9	9
986	DECIDE BEFOREHAND RUN	2 1381	1	1	9	5
987	GONE HOW LONG RUN	2 1382	1	1	9	7
988	TELL ANYONE RUN	2 1383	1	1	9	6
989	HOW MANY TELL RUN	2 1384	1	1	0	5

VAR #	NAME	START TLOC	WIDTH/RESP	# RESP	MD1	MD2
990	WHO TELL RUN AWAY	2 1385	1	2	0	8
991	WHO TELL RUN 1	2 1387	1	1	0	8
992	WHO TELL RUN 2	2 1388	1	1	0	8
993	CONTACT WITH POLICE RUN2	2 1389	1	1	9	6
994	WHO CONTACT WITH RUN	2 1390	1	1	0	9
995	WHAT AUTH. DID	2 1391	2	2	00	89
996	WHAT AUTH. DID 1 RUN	2 1395	2	1	00	89
997	WHAT AUTH. DID 2 RUN	2 1397	2	1	00	89
998	NUMBER TIMES RUN AWAY	2 1399	1	1	0	8
999	SERIOUSNESS-RUN AWAY	2 1400	1	1	9	
1000	INCIDENT NUMBER HIT	2 1401	1	1	9	4
1001	WHICH PARENT HIT	2 1402	1	1	9	9
1002	WHAT HIT PARENT WITH	2 1403	1	1	9	9
1003	CAUSE INJURY HIT PARENT2	2 1404	1	1	9	6
1004	HOW BAD INJURE HIT PAR	2 1405	1	1	0	6
1005	WHEN HIT PARENT YR	2 1406	1	1	9	8
1006	WHEN HIT PARENT MO	2 1407	2	1	99	51
1007	WHEN HIT PARENT DAY	2 1409	1	1	9	9
1008	WHEN HIT PARENT TIME	2 1410	1	1	9	9
1009	TELL ANYONE HIT PARENT	2 1411	1	1	9	6

VAR #	NAME	START TLOC	WIDTH/RESP	# RESP	MD1	MD2
1010	HOW MANY TELL HIT PAR	2 1412	1	1	0	5
1011	WHO TELL HIT PARENT	2 1413	1	2	0	9
1012	WHO TELL HIT PARENT 1	2 1415	1	1	0	9
1013	WHO TELL HIT PARENT 2	2 1416	1	1	0	8
1014	PARENTS DO ANYTHING HIT2	2 1417	1	1	9	6
1015	WHAT PARENTS DO HIT	2 1418	2	2	00	89
1016	WHAT PARENTS DO 1 HIT	2 1422	2	1	00	89
1017	WHAT PARENTS DO 2 HIT	2 1424	2	1	00	89
1018	ANY CONTACT AUTH HIT	2 1426	1	1	9	6
1019	CONTACT WITH WHOM HIT	2 1427	1	1	0	9
1020	HOW AUTH FIND OUT HIT	2 1428	1	1	0	7
1021	WHAT AUTH DO HIT	2 1429	2	2	00	89
1022	WHAT AUTH DO 1 HIT	2 1433	2	1	00	89
1023	WHAT AUTH DO 2 HIT	2 1435	2	1	00	89
1024	HOW OFTEN HIT PARENT	2 1437	1	1	0	8
1025	WHAT LED HIT PARENT	2 1438	1	1	9	9
1026	SERIOUSNESS HIT PARENT	2 1439	1	1		
1027	INCIDENT NUMBER SKIP	2 1440	1	1	9	4
1028	WHAT DO GENERAL SKIP	2 1441	1	1	9	6
1029	WHAT DO SPECIFIC SKIP	2 1442	1	1	9	9
1030	WHERE GO SKIP	2 1443	1	1	9	9
1031	HOW FAR GO SKIP	2 1444	2	1	99	10
1032	IN NEIGHBORHOOD SKIP	2 1446	1	1	9	6

VAR #	NAME	START TLOC	WIDTH/RESP	# RESP	MD1	MD2
1033	HAVE THIS IN MIND SKIP	2 1447	1	1	9	6
1034	WHAT IN MIND WHEN SKIP	2 1448	1	1	0	9
1035	WITH ANYONE WHEN SKIP	2 1449	1	1	9	6
1036	AGES WHO SKIP WITH	2 1450	1	4	0	7
1037	AGE WHO SKIP WITH 1	2 1454	1	1	0	7
1038	AGE WHO SKIP WITH 2	2 1455	1	1	0	7
1039	AGE WHO SKIP WITH 3	2 1456	1	1	0	7
1040	AGE WHO SKIP WITH 4	2 1457	1	1	0	7
1041	SEX WHO SKIP WITH	2 1458	1	4	0	3
1042	SEX WHO SKIP WITH 1	2 1462	1	1	0	3
1043	SEX WHO SKIP WITH 2	2 1463	1	1	0	3
1044	SEX WHO SKIP WITH 3	2 1464	1	1	0	3
1045	SEX WHO SKIP WITH 4	2 1465	1	1	0	3
1046	CLOSENESS WHO SKIP WITH2	2 1466	1	4	0	5
1047	CLOSENESS SKIP WITH 1	2 1470	1	1	0	5
1048	CLOSENESS SKIP WITH 2	2 1471	1	1	0	5
1049	CLOSENESS SKIP WITH 3	2 1472	1	1	0	5
1050	CLOSENESS SKIP WITH 4	2 1473	1	1	0	5
1051	NUMBER SKIPPED WITH	2 1474	1	1	9	8
1052	AGE RANGE SKIP WITH	2 1475	1	1	0	8

VAR #	NAME	START TLOC	WIDTH/RESP	# RESP	MD1	MD2
1053	GROUP SEX SKIP WITH	2 1476	1	1	0	9
1054	WHO SUGGEST SKIP	2 1477	1	1	0	4
1055	AGE INSTIGATOR SKIP	2 1478	1	1	0	7
1056	SEX INSTIGATOR SKIP	2 1479	1	1	0	3
1057	INSTIGATOR CLOSE SKIP	2 1480	1	1	0	5
1058	WHEN SKIP YR	2 1481	1	1	9	8
1059	WHEN SKIP MO	2 1482	2	1	99	51
1060	WHEN SKIP DAY	2 1484	1	1	9	9
1061	WHEN SKIP TIME	2 1485	1	1	9	9
1062	DECIDE SKIP BEFOREHAND	2 1486	1	1	9	5
1063	TELL ANYONE SKIP	2 1487	1	1	9	6
1064	HOW MANY TELL SKIP	2 1488	1	1	0	5
1065	WHO TELL SKIP	2 1489	1	2	0	9
1066	WHO TELL SKIP 1	2 1491	1	1	0	9
1067	WHO TELL SKIP 2	2 1492	1	1	0	8
1068	ANYONE CATCH SKIP	2 1493	1	1	9	6
1069	WHO CAUGHT SKIP	2 1494	1	1	0	9
1070	HOW CAUGHT SKIP	2 1495	1	1	0	8
1071	AFTER CAUGHT SKIP	2 1496	2	2	00	89
1072	AFTER SKIP CAUGHT 1	2 1500	2	1	00	89
1073	AFTER SKIP CAUGHT 2	2 1502	2	1	00	89
1074	PARENTS FIND OUT SKIP	2 1504	1	1	9	6
1075	HOW PARENT FIND SKIP	2 1505	1	1	0	9

VAR #	NAME	START TLOC	WIDTH/ RESP	# RESP	MD1	MD2
1076	WHAT PARENTS DO SKIP	2 1506	2	2	00	89
1077	WHAT PARENTS DO SKIP 1	2 1510	2	1	00	89
1078	WHAT PARENTS DO SKIP 2	2 1512	2	1	00	89
1079	HOW MANY TIMES SKIP	2 1514	1	1	0	8
1080	SERIOUSNESS OF SKIP	2 1515	1	1		
1081	INCIDENT NUMBER DAMAGE	2 1516	1	1	9	4
1082	HOW DAMAGE	2 1517	1	1	9	9
1083	HOW BADLY DAMAGE	2 1518	1	1	0	5
1084	HOW MUCH DAMAGE COST	2 1519	1	1	0	4
1085	KNOW WHO BELONG DAMAGE	2 1520	1	1	9	6
1086	WHO BELONG DAMAGE	2 1521	2	1	00	89
1087	WHERE HAPPEN DAMAGE	2 1523	2	1	99	89
1088	HOW FAR AWAY DAMAGE	2 1525	2	1	99	10
1089	IN NEIGHBORHOOD DAMAGE	2 1527	1	1	9	6
1090	WITH ANYONE DAMAGE	2 1528	1	1	9	6
1091	AGES DAMAGE WITH	2 1529	1	4	0	7
1092	AGE PER WITH DAMAGE 1	2 1533	1	1	0	7
1093	AGE PER WITH DAMAGE 2	2 1534	1	1	0	7
1094	AGE PER WITH DAMAGE 3	2 1535	1	1	0	7
1095	AGE PER WITH DAMAGE 4	2 1536	1	1	0	7

VAR #	NAME	START TLOC	WIDTH/ RESP	# RESP	MD1	MD2
1096	SEX DAMAGE WITH	2 1537	1	4	0	3
1097	SEX PER WITH DAMAGE 1	2 1541	1	1	0	3
1098	SEX PER WITH DAMAGE 2	2 1542	1	1	0	3
1099	SEX PER WITH DAMAGE 3	2 1543	1	1	0	3
1100	SEX PER WITH DAMAGE 4	2 1544	1	1	0	3
1101	CLOSENESS DAMAGE WITH	2 1545	1	4	0	5
1102	CLOSENESS WITH DAMAGE 12	2 1549	1	1	0	5
1103	CLOSENESS WITH DAMAGE 22	2 1550	1	1	0	5
1104	CLOSENESS WITH DAMAGE 32	2 1551	1	1	0	5
1105	CLOSENESS WITH DAMAGE 42	2 1552	1	1	0	5
1106	NUMBER WITH DAMAGE	2 1553	1	1	9	9
1107	AGE RANGE DAMAGE	2 1554	1	1	0	8
1108	GROUP SEX DAMAGE	2 1555	1	1	0	9
1109	WHO SUGGEST DAMAGE	2 1556	1	1	0	4
1110	AGE SUGGESTOR DAMAGE	2 1557	1	1	0	7
1111	SEX SUGGESTOR DAMAGE	2 1558	1	1	0	3
1112	SUGGESTOR CLOSE DAMAGE	2 1559	1	1	0	5
1113	WHEN DAMAGE YR	2 1560	1	1	9	8
1114	WHEN DAMAGE MO	2 1561	2	1	99	51
1115	WHEN DAMAGE DAY	2 1563	1	1	9	9
1116	WHEN DAMAGE TIME	2 1564	1	1	9	9
1117	DECIDE BEFORE DAMAGE	2 1565	1	1	9	5
1118	ANYONE CATCH DAMAGE	2 1566	1	1	9	6

VAR #	NAME	START TLOC	WIDTH/ RESP	# RESP	MD1	MD2
1119	WHO CAUGHT DAMAGE	2 1567	1	1	0	9
1120	HOW CATCH DAMAGE	2 1568	1	1	0	8
1121	AFTER CAUGHT DAMAGE	2 1569	2	2	00	89
1122	WHAT AFTER CAUGHT DAM	12 1573	2	1	00	89
1123	WHAT AFTER CAUGHT DAM	22 1575	2	1	00	89
1124	TELL ANYONE DAMAGE	2 1577	1	1	9	6
1125	HOW MANY TELL DAMAGE	2 1578	1	1	0	5
1126	WHO TELL DAMAGE	2 1579	1	2	0	9
1127	WHO TELL DAMAGE 1	2 1581	1	1	0	9
1128	WHO TELL DAMAGE 2	2 1582	1	1	0	8
1129	PARENTS FIND OUT DAMAGE	2 1583	1	1	9	6
1130	HOW PARENTS FIND DAMAGE	2 1584	1	1	0	9
1131	WHAT PARENTS DO DAMAGE	2 1585	2	2	00	89
1132	WHAT PARENT DO DAMAGE	12 1589	2	1	00	89
1133	WHAT PARENT DO DAMAGE	22 1591	2	1	00	89
1134	HOW MANY TIMES DAMAGE	2 1593	1	1	0	8
1135	SERIOUSNESS DAMAGE ACT	2 1594	1	1		
1136	INCIDENT NUMBER LIE AGE	2 1595	1	1	9	4
1137	HOW LIE ABOUT AGE OR WH	2 1596	1	1	9	9
1138	WHAT TRY GET LIE AGE	2 1597	1	1	0	9

VAR #	NAME	START TLOC	WIDTH/ RESP	# RESP	MD1	MD2
1139	GET WHAT LIE AGE FOR	2 1598	1	1	9	6
1140	LIE AGE-GOT-WHAT DO	2 1599	1	2	0	8
1141	LIE AGE-GGT-WHAT DO 1	2 1601	1	1	0	8
1142	LIE AGE-GOT-WHAT DO 2	2 1602	1	1	0	8
1143	LIE AGE-GOT-WHAT WORTH	2 1603	1	1	0	4
1144	LIE AGE-GET ANYTHING	2 1604	1	1	0	6
1145	LIE AGE-GOT SOMETHING	2 1605	1	1	0	9
1146	WHERE LIE AGE	2 1606	1	1	9	9
1147	HOW FAR-LIE AGE	2 1607	2	1	99	10
1148	IN NEIGHBORHOOD LIE AGE	2 1609	1	1	9	6
1149	WITH ANYONE LIE AGE	2 1610	1	1	9	6
1150	AGES WHO LIE AGE WITH	2 1611	1	4	0	7
1151	AGE WHO WITH LIE AGE 1	2 1615	1	1	0	7
1152	AGE WHO WITH LIE AGE 2	2 1616	1	1	0	7
1153	AGE WHO WITH LIE AGE 3	2 1617	1	1	0	7
1154	AGE WHO WITH LIE AGE 4	2 1618	1	1	0	7
1155	SEX WHO LIE AGE WITH	2 1619	1	4	0	3
1156	SEX WHO WITH LIE AGE 1	2 1623	1	1	0	3
1157	SEX WHO WITH LIE AGE 2	2 1624	1	1	0	3
1158	SEX WHO WITH LIE AGE 3	2 1625	1	1	0	3
1159	SEX WHO WITH LIE AGE 4	2 1626	1	1	0	3
1160	CLOSENESS LIE AGE WITH	2 1627	1	4	0	5
1161	CLOSE WITH LIE AGE 1	2 1631	1	1	0	5

VAR #	NAME	START TLOC	WIDTH/ RESP	# RESP	MD1	MD2
1162	CLOSE WITH LIE AGE 2	2 1632	1	1	0	5
1163	CLOSE WITH LIE AGE 3	2 1633	1	1	0	5
1164	CLOSE WITH LIE AGE 4	2 1634	1	1	0	5
1165	NO. WITH LIE AGE	2 1635	1	1	9	8
1166	AGE RANGE LIE AGE	2 1636	1	1	0	8
1167	GROUP SEX LIE AGE	2 1637	1	1	0	9
1168	WHO SUGGEST LIE AGE	2 1638	1	1	9	4
1169	AGE WHO SUGGEST LIE AGE 2	2 1639	1	1	0	7
1170	SEX WHO SUGGEST LIE AGE 2	2 1640	1	1	0	3
1171	CLOSENESS SUG LIE AGE	2 1641	1	1	0	5
1172	WHEN LIE AGE YR	2 1642	1	1	9	8
1173	WHEN LIE AGE MO.	2 1643	2	1	99	51
1174	WHEN LIE AGE DAY	2 1645	1	1	9	9
1175	WHEN LIE AGE TIME	2 1646	1	1	9	9
1176	DECIDE BEFORE LIE AGE	2 1647	1	1	9	5
1177	TELL ANYONE LIE AGE	2 1648	1	1	9	6
1178	HOW MANY TELL LIE AGE	2 1649	1	1	0	5
1179	WHO TELL LIE AGE	2 1650	1	2	0	8
1180	WHO TELL LIE AGE 1	2 1652	1	1	0	8
1181	WHO TELL LIE AGE 2	2 1653	1	1	0	8

VAR #	NAME	START TLOC	WIDTH/ RESP	# RESP	MD1	MD2
1182	GET CAUGHT LIE AGE	2 1654	1	1	9	6
1183	WHO CAUGHT LIE AGE	2 1655	1	1	0	9
1184	HOW CATCH LIE AGE	2 1656	1	1	0	8
1185	AFTER CAUGHT LIE AGE	2 1657	2	2	00	89
1186	CAUGHT HAPPEN LIE AGE 12	2 1661	2	1	00	89
1187	CAUGHT HAPPEN LIE AGE 22	2 1663	2	1	00	89
1188	LIE AGE P'S FIND OUT	2 1665	1	1	9	6
1189	HOW P'S FIND LIE AGE	2 1666	1	1	0	9
1190	WHAT P'S DO LIE AGE	2 1667	2	2	00	89
1191	WHAT P'S DO LIE AGE 1	2 1671	2	1	00	89
1192	WHAT P'S DO LIE AGE 2	2 1673	2	1	00	89
1193	HOW OFTEN LIE AGE	2 1675	1	1	0	8
1194	HOW SERIOUS LIE AGE	2 1676	1	1		
1195	INCIDENT NUMBER LIE DO	2 1677	1	1	9	4
1196	WHO LIE TO-LIE DO	2 1678	2	1	99	89
1197	WHAT SAY DO-LIE DO	2 1680	1	1	9	9
1198	HOW FAR AWAY-LIE DO	2 1681	2	1	99	10
1199	IN NEIGHBORHOOD-LIE DO	2 1683	1	1	9	6
1200	WITH ANYONE-LIE DO	2 1684	1	1	9	6
1201	AGES LIE DO WITH	2 1685	1	4	0	7
1202	AGE WHO WITH-LIE DO1	2 1689	1	1	0	7
1203	AGE WHO WITH-LIE DO2	2 1690	1	1	0	7
1204	AGE WHO WITH-LIE DO3	2 1691	1	1	0	7

VAR #	NAME	START TLOC	WIDTH/ RESP	# RESP	MD1	MD2
1205	AGE WHO WITH-LIE DO4	2 1692	1	1	0	7
1206	SEX LIE DO WITH	2 1693	1	4	0	3
1207	SEX WHO WITH-LIE DO1	2 1697	1	1	0	3
1208	SEX WHO WITH-LIE DO2	2 1698	1	1	0	3
1209	SEX WHO WITH-LIE DO3	2 1699	1	1	0	3
1210	SEX WHO WITH-LIE DO4	2 1700	1	1	0	3
1211	CLOSENESS LIE DO WITH	2 1701	1	4	0	5
1212	CLOSENESS WITH-LIE DO1	2 1705	1	1	0	5
1213	CLOSENESS WITH-LIE DO2	2 1706	1	1	0	5
1214	CLOSENESS WITH-LIE DO3	2 1707	1	1	0	5
1215	CLOSENESS WITH-LIE DO4	2 1708	1	1	0	5
1216	NUMBER WITH-LIE DO	2 1709	1	1	9	8
1217	AGE RANGE WITH-LIE DO	2 1710	1	1	0	8
1218	SEX GROUP-LIE DO	2 1711	1	1	0	9
1219	WHO SUGGEST LIE DO	2 1712	1	1	0	4
1220	AGE OF SUGGESTOR LIE DO2	2 1713	1	1	0	7
1221	SEX OF SUGGESTOR LIE DO2	2 1714	1	1	0	3
1222	CLOSENESS SUG LIE DO	2 1715	1	1	0	5
1223	WHAT AFTER LIE DO	2 1716	1	1	9	9
1224	GET WHAT AFTER LIE DO	2 1717	1	1	9	6

VAR #	NAME	START TLOC	WIDTH/ RESP	# RESP	MD1	MD2
1225	WHAT DO GET-LIE DO	2 1718	1	2	0	8
1226	WHAT DO GET-LIE DO 1	2 1720	1	1	0	8
1227	WHAT DO GET-LIE DO 2	2 1721	1	1	0	8
1228	WHAT GOT WORTH-LIE DO	2 1722	1	1	0	4
1229	GET ANYTHING-LIE DO	2 1723	1	1	0	6
1230	WHAT GOT-LIE DO	2 1724	1	1	0	9
1231	TELL ANYONE-LIE DO	2 1725	1	1	9	6
1232	TOLD HOW MANY-LIE DO	2 1726	1	1	0	5
1233	WHO TELL LIE DO	2 1727	1	2	0	8
1234	WHO TELL-LIE DO 1	2 1729	1	1	0	8
1235	WHO TELL-LIE DO 2	2 1730	1	1	0	8
1236	ANYONE CATCH-LIE DO	2 1731	1	1	9	6
1237	WHO CAUGHT-LIE DO	2 1732	1	1	0	9
1238	HOW CATCH-LIE DO	2 1733	1	1	0	8
1239	HAPPEN AFTER LIE DO	2 1734	2	2	00	89
1240	HAPPEN AFTER-LIE DO 1	2 1738	2	1	00	89
1241	HAPPEN AFTER-LIE DO 2	2 1740	2	1	00	89
1242	PARENTS FIND OUT LIE DO2	2 1742	1	1	9	6
1243	HOW P'S FIND OUT LIE DO2	2 1743	1	1	0	9
1244	WHAT P'S DO LIE DO	2 1744	2	2	00	89
1245	WHAT P'S DO-LIE DO 1	2 1748	2	1	00	89
1246	WHAT P'S DO-LIE DO 2	2 1750	2	1	00	89
1247	LIE DO-WHEN HAPPEN YR	2 1752	1	1	9	8

VAR #	NAME	START TLOC	WIDTH/RESP	# RESP	MD1	MD2
1248	LIE DO-WHEN HAPPEN MO	2 1753	2	1	99	51
1249	LIE DO-WHEN HAPPEN DAY	2 1755	1	1	9	9
1250	LIE DO-WHEN HAPPEN TIME	2 1756	1	1	9	9
1251	DECIDE BEFORE LIE DO	2 1757	1	1	9	5
1252	HOW OFTEN LIE DO	2 1758	1	1	0	8
1253	HOW SERIOUS LIE DO	2 1759	1	1		
1254	INCIDENT NUMBER STEAL	2 1760	1	1	9	4
1255	WHAT DID YOU TAKE	2 1761	2	2	00	89
1256	WHAT DID YOU TAKE 1	2 1765	2	1	00	89
1257	WHAT DID YOU TAKE 2	2 1767	2	1	00	89
1258	HOW MUCH WORTH STEAL	2 1769	1	1	9	9
1259	WHERE AT WHEN STEAL	2 1770	2	1	99	89
1260	HOW FAR AWAY STEAL	2 1772	2	1	99	10
1261	STEAL IN NEIGHBORHOOD	2 1774	1	1	9	6
1262	KNOW WHO BELONG STEAL	2 1775	1	1	9	6
1263	WHO BELONG TO STEAL	2 1776	2	1	00	89
1264	HOW TAKE IT STEAL	2 1778	1	1	9	9
1265	WITH ANYONE WHEN STEAL	2 1779	1	1	9	6
1266	AGE WHO STEAL WITH	2 1780	1	4	0	7
1267	AGE WHO WITH STEAL 1	2 1784	1	1	0	7

VAR #	NAME	START TLOC	WIDTH/RESP	# RESP	MD1	MD2
1268	AGE WHO WITH STEAL 2	2 1785	1	1	0	7
1269	AGE WHO WITH STEAL 3	2 1786	1	1	0	7
1270	AGE WHO WITH STEAL 4	2 1787	1	1	0	7
1271	SEX WHO STEAL WITH	2 1788	1	4	0	3
1272	SEX WHO WITH STEAL 1	2 1792	1	1	0	3
1273	SEX WHO WITH STEAL 2	2 1793	1	1	0	3
1274	SEX WHO WITH STEAL 3	2 1794	1	1	0	3
1275	SEX WHO WITH STEAL 4	2 1795	1	1	0	3
1276	CLOSENESS STEAL WITH	2 1796	1	4	0	5
1277	CLOSENESS WITH STEAL 1	2 1800	1	1	0	5
1278	CLOSENESS WITH STEAL 2	2 1801	1	1	0	5
1279	CLOSENESS WITH STEAL 3	2 1802	1	1	0	5
1280	CLOSENESS WITH STEAL 4	2 1803	1	1	0	5
1281	NUMBER WITH WHEN STEAL	2 1804	1	1	9	8
1282	AGE RANGE WITH STEAL	2 1805	1	1	0	8
1283	SEX GROUP WITH STEAL	2 1806	1	1	0	9
1284	YOU TAKE PART STEAL	2 1807	1	1	0	3
1285	WHO SUGGEST STEAL	2 1808	1	1	0	4
1286	AGE WHO SUGGEST STEAL	2 1809	1	1	0	7
1287	SEX WHO SUGGEST STEAL	2 1810	1	1	0	3
1288	CLOSENESS SUGGEST STEAL	2 1811	1	1	0	5
1289	DECIDE BEFORE TO STEAL	2 1812	1	1	9	5
1290	WHEN R STOLE YR	2 1813	1	1	9	8

VAR #	NAME	START TLOC	WIDTH/RESP	# RESP	MD1	MD2
1291	WHEN R STOLE MO	2 1814	2	1	99	51
1292	WHEN R STOLE DAY	2 1816	1	1	9	9
1293	WHEN R STOLE TIME	2 1817	1	1	9	9
1294	WHAT DO STOLEN ITEM	2 1818	1	2	9	8
1295	WHAT DO STOLEN ITEM1	2 1820	1	1	9	8
1296	WHAT DO STOLEN ITEM2	2 1821	1	1	0	8
1297	TELL ANYONE YOU STOLE	2 1822	1	1	9	6
1298	HOW MANY TELL STOLE	2 1823	1	1	0	5
1299	WHO TELL STOLE	2 1824	1	2	0	9
1300	WHO TELL STOLE 1	2 1826	1	1	0	9
1301	WHO TELL STOLE 2	2 1827	1	1	0	8
1302	ANYONE CATCH STEALING	2 1828	1	1	9	6
1303	WHO CAUGHT STEALING	2 1829	1	1	0	9
1304	HOW CATCH STEALING	2 1830	1	1	0	8
1305	AFTER CAUGHT STEALING	2 1831	2	2	00	89
1306	AFTER CAUGHT STEALING 12	2 1835	2	1	00	89
1307	AFTER CAUGHT STEALING 22	2 1837	2	1	00	89
1308	PARENTS FIND OUT STEAL	2 1839	1	1	9	6
1309	HOW P'S FOUND OUT STEAL	2 1840	1	1	0	9
1310	WHAT P'S DO STEAL	2 1841	2	2	00	89

VAR #	NAME	START TLOC	WIDTH/RESP	# RESP	MD1	MD2
1311	WHAT P'S DO STEAL 1	2 1845	2	1	00	89
1312	WHAT P'S DO STEAL 2	2 1847	2	1	00	89
1313	HOW OFTEN STEAL	2 1849	1	1	0	8
1314	HOW SERIOUS STEALING	2 1850	1	1		
1315	INCIDENT NO. INJURE	2 1851	1	1	9	4
1316	WHO INJURE-SPECIFIC	2 1852	2	1	99	89
1317	WHO INJURE-AGE-SEX	2 1854	1	1	9	5
1318	WHO INJURE-RACE,ETC.	2 1855	1	1	9	6
1319	WHAT LED TO INJURY	2 1856	2	1	99	89
1320	DECIDE BEFORE INJURY	2 1858	1	1	9	5
1321	HOW DID YOU INJURE	2 1859	1	1	9	9
1322	HOW BADLY INJURE	2 1860	1	1	9	6
1323	WHERE AT WHEN INJURE	2 1861	1	1	9	9
1324	HOW FAR AWAY INJURE	2 1862	2	1	99	10
1325	INJURE IN NEIGHBORHOOD	2 1864	1	1	9	6
1326	ANYONE THERE INJURE	2 1865	1	1	9	6
1327	AGES OF OTHERS INJURE	2 1866	1	4	0	7
1328	AGE OF OTHERS-INJURE 1	2 1870	1	1	0	7
1329	AGE OF OTHERS-INJURE 2	2 1871	1	1	0	7
1330	AGE OF OTHERS-INJURE 3	2 1872	1	1	0	7
1331	AGE OF OTHERS-INJURE 4	2 1873	1	1	0	7
1332	SEX OF OTHERS-INJURE	2 1874	1	4	0	3
1333	SEX OF OTHERS-INJURE 1	2 1878	1	1	0	3

VAR #	NAME	START TLOC	WIDTH/RESP	# RESP	MD1	MD2
1334	SEX OF OTHERS-INJURE	2 2	1879	1		
1335	SEX OF OTHERS-INJURE	3 2	1880	1	0	3
1336	SEX OF OTHERS-INJURE	4 2	1881	1	0	3
1337	CLOSENESS OTHERS-INJURE	2	1882	1	0	3
1338	CLOSE OTHER INJURE	1 2	1886	4	0	5
1339	CLOSE OTHER INJURE	2 2	1887	1	0	5
1340	CLOSE OTHER INJURE	3 2	1888	1	0	5
1341	CLOSE OTHER INJURE	4 2	1889	1	0	5
1342	NO. PERSONS WITH INJURE	2	1890	1	0	5
1343	AGE RANGE WITH INJURE	2	1891	1	9	8
1344	SEX GROUP WITH INJURE	2	1892	1	0	8
1345	OTHERS TAKE PART INJURE	2	1893	1	0	9
1346	WHO SUGGEST INJURE	2	1894	1	0	3
1347	AGE INJURY SUGGESTOR	2	1895	1	9	5
1348	SEX INJURY SUGGESTOR	2	1896	1	0	7
1349	CLOSENESS INJURY SUGGES	2	1897	1	0	3
1350	TAKE FROM INJURED	2	1898	1	0	5
1351	WHEN INJURY OCCUR YR	2	1899	1	9	6
1352	WHEN INJURY OCCUR MO	2	1900	1	9	8
1353	WHEN INJURY OCCUR DAY	2	1902	1	99	51

VAR #	NAME	START TLOC	WIDTH/RESP	# RESP	MD1	MD2
1354	WHEN INJURY OCCUR TIME	2	1903	1		
1355	GET CAUGHT INJURE	2	1904	1	9	9
1356	WHO CAUGHT INJURE	2	1905	1	9	6
1357	HOW CAUGHT INJURE	2	1906	1	0	9
1358	AFTER CAUGHT INJURING	2	1907	1	0	8
1359	AFTER CAUGHT INJURING	12	1911	2	00	89
1360	AFTER CAUGHT INJURING	22	1913	2	00	89
1361	TELL ANYONE INJURE	2	1915	1	00	89
1362	HOW MANY TELL INJURE	2	1916	1	9	6
1363	WHO TELL INJURE	2	1917	1	0	5
1364	WHO TELL INJURE 1	2	1919	1	0	8
1365	WHO TELL INJURE 2	2	1920	1	0	8
1366	P'S FIND OUT INJURE	2	1921	1	0	8
1367	HOW P'S FIND OUT INJURE	2	1922	1	9	6
1368	WHAT P'S DO INJURE	2	1923	1	0	9
1369	WHAT P'S DO INJURE 1	2	1927	2	00	89
1370	WHAT P'S DO INJURE 2	2	1929	2	00	89
1371	HOW OFTEN INJURE	2	1931	1	00	89
1372	HOW SERIOUS INJURE	2	1932	1	0	8
1373	INCIDENT NO. THREAT	2	1933	1		
1374	WHO R THREAT-SPECIFIC	2	1934	1		
1375	WHO R THREAT-AGE-SEX	2	1936	1	99	4
1376	WHO R THREAT-RACE	2	1937	1	9	5

VAR #	NAME	START TLOC	WIDTH/RESP	# RESP	MD1	MD2
1377	WHAT THREATEN TO DO	2	1938	1	9	9
1378	TAKE ANYTHING THREAT	2	1939	1	9	6
1379	WHERE R THREATENED	2	1940	1	9	9
1380	HOW FAR AWAY THREAT	2	1941	2	99	10
1381	THREAT IN NEIGHBOR	2	1943	1	9	6
1382	WITH ANYONE THREAT	2	1944	1	9	6
1383	AGES WHO WITH THREAT	2	1945	4	0	7
1384	AGE WHO WITH THREAT 1	2	1949	1	0	7
1385	AGE WHO WITH THREAT 2	2	1950	1	0	7
1386	AGE WHO WITH THREAT 3	2	1951	1	0	7
1387	AGE WHO WITH THREAT 4	2	1952	1	0	7
1388	SEX WHO WITH THREAT	2	1953	4	0	3
1389	SEX WHO WITH THREAT 1	2	1957	1	0	3
1390	SEX WHO WITH THREAT 2	2	1958	1	0	3
1391	SEX WHO WITH THREAT 3	2	1959	1	0	3
1392	SEX WHO WITH THREAT 4	2	1960	1	0	3
1393	CLOSENESS WITH THREAT	2	1961	4	0	5
1394	CLOSENESS WITH THREAT	12	1965	1	0	5
1395	CLOSENESS WITH THREAT	22	1966	1	0	5
1396	CLOSENESS WITH THREAT	32	1967	1	0	5

VAR #	NAME	START TLOC	WIDTH/RESP	# RESP	MD1	MD2
1397	CLOSENESS WITH THREAT	42	1968	1	0	5
1398	NO. WITH R THREAT	2	1969	1	9	8
1399	AGE-RANGE WITH THREAT	2	1970	1	0	8
1400	SEX GROUP WITH THREAT	2	1971	1	0	9
1401	OTHERS TAKE PART THREAT	2	1972	1	0	3
1402	WHO SUGGEST THREAT	2	1973	1	0	5
1403	AGE SUGGESTOR THREAT	2	1974	1	0	7
1404	SEX OF SUGGESTOR THREAT	2	1975	1	0	3
1405	CLOSENESS SUG THREAT	2	1976	1	0	5
1406	DECIDE BEFORE THREAT	2	1977	1	9	5
1407	WHEN THREATEN YR.	2	1978	1	9	8
1408	WHEN THREATEN MO	2	1979	2	99	51
1409	WHEN THREATEN DAY	2	1981	1	9	9
1410	WHEN THREATEN TIME	2	1982	1	9	9
1411	TELL ANYONE THREAT	2	1983	1	9	6
1412	TELL HOW MANY THREAT	2	1984	1	0	5
1413	WHO R TOLD THREAT	2	1985	2	0	8
1414	WHO R TOLD THREAT 1	2	1987	1	0	8
1415	WHO R TOLD THREAT 2	2	1988	1	0	8
1416	ANYONE CATCH THREAT	2	1989	1	9	6
1417	WHO CAUGHT THREAT	2	1990	1	0	9
1418	HOW CAUGHT THREAT	2	1991	1	0	8
1419	AFTER CAUGHT THREAT	2	1992	2	00	89

VAR #	NAME	START TLOC	WIDTH/RESP	# RESP	MD1	MD2
1420	AFTER CAUGHT THREAT 1	2 1996	2	1	00	89
1421	AFTER CAUGHT THREAT 2	2 1998	2	1	00	89
1422	PARENTS FIND OUT THREAT2	2 2000	1	1	9	6
1423	HOW P'S FIND OUT THREAT2	2 2001	1	1	0	9
1424	WHAT P'S DO THREAT	2 2002	2	2	00	89
1425	WHAT P'S DO THREAT 1	2 2006	2	1	00	89
1426	WHAT P'S DO THREAT 2	2 2008	2	1	00	89
1427	HOW OFTEN THREATEN	2 2010	1	1	0	8
1428	REASON FOR THREAT	2 2011	2	1	99	89
1429	SERIOUSNESS OF THREAT	2 2013	1	1		
1430	INCIDENT NO. TRESSPASS	2 2014	1	1	9	4
1431	KIND OF PLACE TRES.	2 2015	1	1	9	9
1432	HOW FAR AWAY TRES.	2 2016	2	1	99	10
1433	TRES. IN NEIGHBORHOOD	2 2018	1	1	9	6
1434	WHY GET ON TRES. PLACE	2 2019	1	1	9	9
1435	HOW GET ON TRES PLACE	2 2020	1	1	9	9
1436	WITH ANYONE TRES	2 2021	1	1	9	6
1437	AGES TRESSPASS WITH	2 2022	1	4	0	7
1438	AGE WHO WITH TRES 1	2 2026	1	1	0	7
1439	AGE WHO WITH TRES 2	2 2027	1	1	0	7

VAR #	NAME	START TLOC	WIDTH/RESP	# RESP	MD1	MD2
1440	AGE WHO WITH TRES 3	2 2028	1	1	0	7
1441	AGE WHO WITH TRES 4	2 2029	1	1	0	7
1442	SEX TRESSPASS WITH	2 2030	1	4	0	3
1443	SEX WHO WITH TRES 1	2 2034	1	1	0	3
1444	SEX WHO WITH TRES 2	2 2035	1	1	0	3
1445	SEX WHO WITH TRES 3	2 2036	1	1	0	3
1446	SEX WHO WITH TRES 4	2 2037	1	1	0	3
1447	CLOSENESS TRES WITH	2 2038	1	4	0	5
1448	CLOSENESS WITH TRES 1	2 2042	1	1	0	5
1449	CLOSENESS WITH TRES 2	2 2043	1	1	0	5
1450	CLOSENESS WITH TRES 3	2 2044	1	1	0	5
1451	CLOSENESS WITH TRES 4	2 2045	1	1	0	5
1452	NO. WITH R TRES	2 2046	1	1	9	8
1453	AGE RANGE WITH TRES	2 2047	1	1	0	8
1454	SEX GROUP WITH TRES	2 2048	1	1	0	9
1455	WHO SUGGEST TRESSPASS	2 2049	1	1	9	4
1456	AGE OF SUGGESTOR TRES	2 2050	1	1	0	7
1457	SEX OF SUGGESTOR TRES	2 2051	1	1	0	3
1458	CLOSENESS OF SUG. TRES	2 2052	1	1	0	5
1459	WHEN TRESSPASS YR	2 2053	1	1	9	8
1460	WHEN TRESSPASS MD	2 2054	2	1	99	51
1461	WHEN TRESSPASS DAY	2 2056	1	1	9	9
1462	WHEN TRESSPASS TIME	2 2057	1	1	9	9

VAR #	NAME	START TLOC	WIDTH/RESP	# RESP	MD1	MD2
1463	DECIDE BEFORE TRES	2 2058	1	1	9	5
1464	TAKE ANYTHING TRES	2 2059	1	1	9	6
1465	DAMAGE ANYTHING TRES	2 2060	1	1	9	6
1466	TELL ANYONE TRES	2 2061	1	1	9	6
1467	HOW MANY TELL TRES	2 2062	1	1	0	5
1468	WHO TELL TRESSPASS	2 2063	1	2	0	8
1469	WHO TELL TRES 1	2 2065	1	1	0	8
1470	WHO TELL TRES 2	2 2066	1	1	0	8
1471	ANYONE CATCH TRES	2 2067	1	1	9	6
1472	WHO CAUGHT TRES	2 2068	1	1	0	9
1473	HOW CAUGHT TRES	2 2069	1	1	0	8
1474	AFTER CAUGHT TRESS	2 2070	2	2	00	89
1475	AFTER CAUGHT TRES 1	2 2074	2	1	00	89
1476	AFTER CAUGHT TRES 2	2 2076	2	1	00	89
1477	PARENTS FIND OUT TRES	2 2078	1	1	9	6
1478	HOW P'S FIND OUT TRES	2 2079	1	1	0	9
1479	WHAT P'S DO TRES	2 2080	2	2	00	89
1480	WHAT P'S DO TRES 1	2 2084	2	1	00	89
1481	WHAT P'S DO TRES 2	2 2086	2	1	00	89
1482	HOW OFTEN TRES	2 2088	1	1	0	8

VAR #	NAME	START TLOC	WIDTH/RESP	# RESP	MD1	MD2
1483	HOW SERIOUS TRES.	2 2089	1	1		
1484	INCIDENT NO. HOUSE	2 2090	1	1	9	4
1485	KIND OF HOUSE OR BLDG	2 2091	1	1	9	9
1486	HOUSE OR BLDG OCCUPIED	2 2092	1	1	9	5
1487	HOW FAR AWAY HOUSE	2 2093	2	1	99	10
1488	HOUSE IN NEIGHBORHOOD	2 2095	1	1	9	6
1489	HOW GET IN HOUSE	2 2096	1	1	9	9
1490	WITH ANYONE HOUSE	2 2097	1	1	9	6
1491	AGES WITH HOUSE	2 2098	1	4	0	7
1492	AGE WHO WITH HOUSE 1	2 2102	1	1	0	7
1493	AGE WHO WITH HOUSE 2	2 2103	1	1	0	7
1494	AGE WHO WITH HOUSE 3	2 2104	1	1	0	7
1495	AGE WHO WITH HOUSE 4	2 2105	1	1	0	7
1496	SEX WITH AT HOUSE	2 2106	1	4	0	3
1497	SEX WHO WITH HOUSE 1	2 2110	1	1	0	3
1498	SEX WHO WITH HOUSE 2	2 2111	1	1	0	3
1499	SEX WHO WITH HOUSE 3	2 2112	1	1	0	3
1500	SEX WHO WITH HOUSE 4	2 2113	1	1	0	3
1501	CLOSENESS WITH AT HOUSE2	2 2114	1	4	0	5
1502	CLOSENESS WITH HOUSE 1	2 2118	1	1	0	5
1503	CLOSENESS WITH HOUSE 2	2 2119	1	1	0	5
1504	CLOSENESS WITH HOUSE 3	2 2120	1	1	0	5
1505	CLOSENESS WITH HOUSE 4	2 2121	1	1	0	5

VAR #	NAME	START TLOC	WIDTH/ RESP	# RESP	MD1	MD2
1506	NO. WITH IN HOUSE	2 2122	1	1	9	8
1507	AGE-RANGE HOUSE	2 2123	1	1	0	8
1508	SEX GROUP HOUSE	2 2124	1	1	0	9
1509	WHO SUGGEST HOUSE	2 2125	1	1	9	4
1510	AGE OF SUGGESTOR HOUSE	2 2126	1	1	0	7
1511	SEX OF SUGGESTOR HOUSE	2 2127	1	1	0	3
1512	CLOSENESS OF SUG HOUSE	2 2128	1	1	0	5
1513	WHEN HAPPEN HOUSE YR	2 2129	1	1	9	8
1514	WHEN HAPPEN HOUSE MO.	2 2130	2	1	99	51
1515	WHEN HAPPEN HOUSE DAY	2 2132	1	1	9	9
1516	WHEN HAPPEN HOUSE TIME	2 2133	1	1	9	9
1517	DECIDE BEFORE HOUSE	2 2134	1	1	9	5
1518	TAKE OR DAMAGE AT HOUSE	2 2135	1	1	9	9
1519	TELL ANYONE HOUSE	2 2136	1	1	9	6
1520	ADULTS TOLD HOUSE	2 2137	1	1	0	5
1521	BOYS TOLD HOUSE	2 2138	1	1	0	5
1522	GIRLS TOLD HOUSE	2 2139	1	1	0	5
1523	TOTAL NUMBER TOLD HOUSE	2 2140	1	1	0	5
1524	RELAT ADULTS TOLD HOUSE	2 2141	1	2	0	8
1525	REL ADULT TOLD HOUSE	1 2 2143	1	1	0	8

VAR #	NAME	START TLOC	WIDTH/ RESP	# RESP	MD1	MD2
1526	REL ADULT TOLD HOUSE	2 2 2144	1	1	0	8
1527	ANYONE CATCH HOUSE	2 2145	1	1	9	6
1528	WHO CAUGHT HOUSE	2 2146	1	1	0	9
1529	HOW CAUGHT HOUSE	2 2147	1	1	0	8
1530	AFTER CAUGHT HOUSE	2 2148	2	2	00	89
1531	AFTER CAUGHT HOUSE	1 2 2152	1	1	00	89
1532	AFTER CAUGHT HOUSE	2 2 2154	1	1	00	89
1533	PARENTS FIND OUT HOUSE	2 2156	1	1	9	6
1534	HOW P'S FOUND OUT HOUSE	2 2157	1	1	0	9
1535	WHAT P'S DID HOUSE	2 2158	2	2	00	89
1536	WHAT P'S DID HOUSE	1 2 2162	2	1	00	89
1537	WHAT P'S DID HOUSE	2 2 2164	2	1	00	89
1538	HOW OFTEN IN HOUSE	2 2166	1	1	0	8
1539	SERIOUSNESS OF HOUSE	2 2167	1	1		
1540	INCIDENT NUMBER DRINK	2 2168	1	1	9	4
1541	WHAT R DRANK	2 2169	1	1	9	9
1542	HOW MUCH BEER R DRANK	2 2170	1	1	0	4
1543	HOW MUCH WINE R DRANK	2 2171	1	1	0	4
1544	QUANTITY LIQUOR DRANK	2 2172	1	1	0	4
1545	HOW R GOT BEER, WINE, LIQ	2 2173	1	1	9	7
1546	AGE OF PROVIDER DRINK	2 2174	1	1	0	7
1547	SEX OF PROVIDER DRINK	2 2175	1	1	0	3
1548	CLOSENESS PROVIDE LIQ	2 2176	1	1	0	5

VAR #	NAME	START TLOC	WIDTH/ RESP	# RESP	MD1	MD2
1549	WHERE R DID DRINKING	2 2177	1	1	0	9
1550	HOW FAR AWAY DRANK	2 2178	2	1	00	10
1551	IN NEIGHBORHOOD DRANK	2 2180	1	1	0	6
1552	WHERE R GOT BEER, ETC.	2 2181	1	1	0	8
1553	HOW FAR AWAY GOT BEER-	2 2182	2	1	00	10
1554	NEIGHBORHOOD GOT BEER	2 2184	1	1	0	6
1555	LIE AGE-GET BEER, ETC.	2 2185	1	1	0	6
1556	FALSE I.D.-GET BEER	2 2186	1	1	0	6
1557	KIND FALSE ID DRINK	2 2187	1	1	0	9
1558	R GOT BEER-WHERE DRANK	2 2188	1	1	0	9
1559	R GOT BEER-FAR AWAY	2 2189	2	1	00	10
1560	R GOT BEER-IN NEI DRINK	2 2191	1	1	0	6
1561	WITH ANYONE DRINK	2 2192	1	1	9	6
1562	AGES WITH DRINK	2 2193	1	4	0	7
1563	AGE WITH DRINK 1	2 2197	1	1	0	7
1564	AGE WITH DRINK 2	2 2198	1	1	0	7
1565	AGE WITH DRINK 3	2 2199	1	1	0	7
1566	AGE WITH DRINK 4	2 2200	1	1	0	7
1567	SEX WITH DRINK	2 2201	1	4	0	3
1568	SEX WITH DRINK 1	2 2205	1	1	0	3

VAR #	NAME	START TLOC	WIDTH/ RESP	# RESP	MD1	MD2
1569	SEX WITH DRINK 2	2 2206	1	1	0	3
1570	SEX WITH DRINK 3	2 2207	1	1	0	3
1571	SEX WITH DRINK 4	2 2208	1	1	0	3
1572	CLOSENESS WITH DRINK	2 2209	1	4	0	5
1573	CLOSENESS WITH DRINK 1	2 2213	1	1	0	5
1574	CLOSENESS WITH DRINK 2	2 2214	1	1	0	5
1575	CLOSENESS WITH DRINK 3	2 2215	1	1	0	5
1576	CLOSENESS WITH DRINK 4	2 2216	1	1	0	5
1577	NO. PERSONS WITH DRINK	2 2217	1	1	9	8
1578	AGE-RANGE DRINK WITH	2 2218	1	1	0	8
1579	SEX GROUP DRINK WITH	2 2219	1	1	0	9
1580	WHO SUGGESTED DRINKING	2 2220	1	1	0	4
1581	AGE OF SUGGESTOR DRINK	2 2221	1	1	0	7
1582	SEX OF SUGGESTOR DRINK	2 2222	1	1	0	3
1583	CLOSENESS SUG DRINK	2 2223	1	1	0	5
1584	WHEN HAPPEN DRINK YR	2 2224	1	1	9	8
1585	WHEN HAPPEN DRINK MO	2 2225	2	1	99	51
1586	WHEN HAPPEN DRINK DAY	2 2227	1	1	9	9
1587	WHEN HAPPEN DRINK TIME	2 2228	1	1	9	9
1588	TELL ANYONE DRINK	2 2229	1	1	9	6
1589	HOW MANY TOLD DRINK	2 2230	1	1	0	5
1590	WHO R TOLD DRINK	2 2231	1	2	0	9
1591	WHO R TOLD DRINK 1	2 2233	1	1	0	9

VAR #	NAME	START TLOC	WIDTH/ RESP	# RESP	MD1	MD2
1592	WHO R TOLD DRINK 2	2 2234	1	1	0	8
1593	ANYONE CATCH R DRINK	2 2235	1	1	9	6
1594	WHO CAUGHT R DRINK	2 2236	1	1	0	9
1595	HOW CAUGHT DRINKING	2 2237	1	1	0	8
1596	AFTER CAUGHT DRINKING	2 2238	2	2	00	89
1597	AFTER CAUGHT DRINKING	12 2242	2	1	00	89
1598	AFTER CAUGHT DRINKING	22 2244	2	1	00	89
1599	PARENTS FIND OUT DRINK	2 2246	1	1	9	6
1600	HOW P'S FIND OUT DRINK	2 2247	1	1	0	9
1601	WHAT P'S DID DRINK	2 2248	2	2	00	89
1602	WHAT P'S DID DRINK1	2 2252	2	1	00	89
1603	WHAT P'S DID DRINK2	2 2254	2	1	00	89
1604	HOW OFTEN DRINK	2 2256	1	1	0	8
1605	SERIOUSNESS OF DRINKING	2 2257	1	1		
1606	INCIDENT NUMBER DRUGS	2 2258	1	1	9	4
1607	KIND OF DRUG OR CHEM	2 2259	2	1	99	52
1608	HOW GET DRUG OR CHEM	2 2261	1	1	9	5
1609	AGE OF DRUG PROVIDER	2 2262	1	1	0	7
1610	SEX OF DRUG PROVIDER	2 2263	1	1	0	3
1611	CLOSENESS DRUG PROVIDER	2 2264	1	1	0	5

VAR #	NAME	START TLOC	WIDTH/ RESP	# RESP	MD1	MD2
1612	WHERE WHEN USE DRUG	2 2265	1	1	0	9
1613	HOW FAR AWAY USE DRUG	2 2266	2	1	00	10
1614	USE DRUG NEIGHBORHOOD	2 2268	1	1	0	6
1615	WHERE R GOT DRUG	2 2269	1	1	0	8
1616	FAR AWAY R GOT DRUG	2 2270	2	1	00	10
1617	IN NEIGH. R GOT DRUG	2 2272	1	1	0	6
1618	R GOT DRUG-WHERE USE	2 2273	1	1	0	9
1619	R GOT DRUG-USE FAR AWAY	2 2274	2	1	00	10
1620	R GOT DRUG-USE IN NEIGH	2 2276	1	1	0	6
1621	WITH ANYONE USE DRUG	2 2277	1	1	9	6
1622	AGES WITH USE DRUGS	2 2278	1	4	0	7
1623	AGE WITH TOOK DRUGS1	2 2282	1	1	0	7
1624	AGE WITH TOOK DRUGS2	2 2283	1	1	0	7
1625	AGE WITH TOOK DRUGS3	2 2284	1	1	0	7
1626	AGE WITH TOOK DRUGS4	2 2285	1	1	0	7
1627	SEX WITH USE DRUGS	2 2286	1	4	0	3
1628	SEX WITH TOOK DRUGS 1	2 2290	1	1	0	3
1629	SEX WITH TOOK DRUGS 2	2 2291	1	1	0	3
1630	SEX WITH TOOK DRUGS 3	2 2292	1	1	0	3
1631	SEX WITH TOOK DRUGS 4	2 2293	1	1	0	3
1632	CLOSENESS WITH USE DRUG	2 2294	1	4	0	5
1633	CLOSENESS WITH DRUGS 1	2 2298	1	1	0	5
1634	CLOSENESS WITH DRUGS 2	2 2299	1	1	0	5

VAR #	NAME	START TLOC	WIDTH/ RESP	# RESP	MD1	MD2
1635	CLOSENESS WITH DRUGS 3	2 2300	1	1	0	5
1636	CLOSENESS WITH DRUGS 4	2 2301	1	1	0	5
1637	NO. WITH R TOOK DRUGS	2 2302	1	1	9	8
1638	AGE RANGE TOOK DRUGS	2 2303	1	1	0	8
1639	SEX GROUP TOOK DRUGS	2 2304	1	1	0	9
1640	WHO SUGGEST TAKE DRUG	2 2305	1	1	0	4
1641	AGE OF DRUG SUGGESTOR	2 2306	1	1	0	7
1642	SEX OF DRUG SUGGESTOR	2 2307	1	1	0	3
1643	CLOSENESS SUGGEST DRUG	2 2308	1	1	0	5
1644	WHEN TOOK DRUGS YR	2 2309	1	1	9	8
1645	WHEN TOOK DRUGS MO	2 2310	2	1	99	51
1646	WHEN TOOK DRUGS DAY	2 2312	1	1	9	9
1647	WHEN TOOK DRUGS TIME	2 2313	1	1	9	9
1648	TELL ANYONE TOOK DRUGS	2 2314	1	1	9	6
1649	USED DRUG NO. TOLD	2 2315	1	1	0	5
1650	WHO TOLD TOOK DRUGS	2 2316	1	2	0	8
1651	WHO TOLD TOOK DRUGS 1	2 2318	1	1	0	9
1652	WHO TOLD TOOK DRUGS 2	2 2319	1	1	0	9
1653	CAUGHT USING DRUGS	2 2320	1	1	9	6
1654	WHO CAUGHT USING DRUGS	2 2321	1	1	0	9

VAR #	NAME	START TLOC	WIDTH/ RESP	# RESP	MD1	MD2
1655	HOW CAUGHT USING DRUGS	2 2322	1	1	0	8
1656	AFTER USING DRUGS	2 2323	2	2	00	89
1657	AFTER USING DRUGS 1	2 2327	2	1	00	89
1658	AFTER USING DRUGS 2	2 2329	2	1	00	89
1659	PARENTS FIND OUT DRUGS	2 2331	1	1	9	6
1660	HOW P'S FOUND OUT DRUGS	2 2332	1	1	0	9
1661	WHAT P'S DID DRUGS	2 2333	2	2	00	89
1662	WHAT P'S DID DRUGS 1	2 2337	2	1	00	89
1663	WHAT P'S DID DRUGS 2	2 2339	2	1	00	89
1664	HOW OFTEN USE DRUGS	2 2341	1	1	0	8
1665	HOW SERIOUS USE DRUGS	2 2342	1	1		
1666	INCIDENT NUMBER GANG	2 2343	1	1	9	4
1667	WHERE GANG FIGHT AT	2 2344	1	1	9	9
1668	HOW FAR AWAY GANG FIGHT	2 2345	2	1	99	10
1669	GANG FIGHT NEIGHBORHOOD	2 2347	1	1	9	6
1670	NO. FRIENDS GANG FIGHT	2 2348	1	1	9	7
1671	AGE IN GANG FIGHT	2 2349	1	4	0	7
1672	AGE IN GANG FIGHT 1	2 2353	1	1	0	7
1673	AGE IN GANG FIGHT 2	2 2354	1	1	0	7
1674	AGE IN GANG FIGHT 3	2 2355	1	1	0	7
1675	AGE IN GANG FIGHT 4	2 2356	1	1	0	7
1676	SEX IN GANG FIGHT	2 2357	1	4	0	3
1677	SEX IN GANG FIGHT 1	2 2361	1	1	0	3

VAR #	NAME	START TLOC	WIDTH/RESP	# RESP	MD1	MD2
1678	SEX IN GANG FIGHT 2	2 2362	1	1	0	3
1679	SEX IN GANG FIGHT 3	2 2363	1	1	0	3
1680	SEX IN GANG FIGHT 4	2 2364	1	1	0	3
1681	CLOSENESS IN GANG	2 2365	1	4	0	5
1682	CLOSENESS IN GANG 1	2 2369	1	1	0	5
1683	CLOSENESS IN GANG 2	2 2370	1	1	0	5
1684	CLOSENESS IN GANG 3	2 2371	1	1	0	5
1685	CLOSENESS IN GANG 4	2 2372	1	1	0	5
1686	NO. PERSONS IN GANG	2 2373	1	1	0	5
1687	AGE-RANGE IN GANG	2 2374	1	1	9	8
1688	SEX GROUP OF GANG	2 2375	1	1	0	8
1689	NO. BOYS OTHER BUNCH	2 2376	1	1	0	9
1690	NO. GIRLS OTHER BUNCH	2 2377	1	1	9	7
1691	TOTAL NO. OTHER BUNCH	2 2378	1	1	9	7
1692	SEX COMP. OTHER BUNCH	2 2379	1	1	9	7
1693	HOW GANG FIGHT STARTED	2 2380	1	1	9	6
1694	WHO START GANG FIGHT	2 2381	1	1	9	9
1695	REL,RACE REF. IN FIGHT	2 2382	1	1	9	9
1696	GANG FIGHT PLAN BEFORE	2 2383	1	1	9	6
1697	HURT ANYONE-GANG FIGHT 2	2 2384	1	1	9	5
					9	6

VAR #	NAME	START TLOC	WIDTH/RESP	# RESP	MD1	MD2
1698	HOW BAD HURT-GANG FIGHT2	2385	1	1	0	6
1699	WHO SUGGEST GANG FIGHT 2	2386	1	1	9	7
1700	AGE GANG FIGHT SUGGEST 2	2387	1	1	0	7
1701	SEX GANG FIGHT SUGGEST 2	2388	1	1	0	3
1702	CLOSE. GANG FIGHT SUG	2 2389	1	1	0	5
1703	WHEN GANG FIGHT YR	2 2390	1	1	9	8
1704	WHEN GANG FIGHT MO	2 2391	2	1	9	51
1705	WHEN GANG FIGHT DAY	2 2393	1	1	9	9
1706	WHEN GANG FIGHT TIME	2 2394	1	1	9	9
1707	TELL ANYONE GANG FIGHT	2 2395	1	1	9	6
1708	HOW MANY R TELL GANG	2 2396	1	1	9	5
1709	WHO TELL GANG FIGHT	2 2397	1	2	0	9
1710	WHO TELL GANG 1	2 2399	1	1	0	9
1711	WHO TELL GANG 2	2 2400	1	1	0	9
1712	ANYONE CATCH GANG FIGHT2	2401	1	1	0	9
1713	WHO CAUGHT GANG FIGHT	2 2402	1	1	9	6
1714	HOW CAUGHT GANG FIGHT	2 2403	1	1	0	9
1715	AFTER GANG FIGHT	2 2404	2	2	0	8
1716	AFTER CAUGHT GANG 1	2 2408	2	1	00	89
1717	AFTER CAUGHT GANG 2	2 2410	2	1	00	89
1718	PARENTS FIND OUT GANG	2 2412	1	1	00	89
1719	HOW P'S FIND OUT GANG	2 2413	1	1	9	6
1720	WHAT P'S DID GANG	2 2414	2	2	0	9
					00	89

VAR #	NAME	START TLOC	WIDTH/RESP	# RESP	MD1	MD2
1721	WHAT P'S DID GANG1	2 2418	2	1	00	89
1722	WHAT P'S DID GANG2	2 2420	2	1	00	89
1723	HOW OFTEN IN GANG FIGHT2	2422	1	1	0	8
1724	HOW SERIOUS GANG FIGHT	2 2423	1	1		
1725	INCIDENT NUMBER GUN	2 2424	1	1	9	4
1726	WHAT CARRY GUN-KNIFE	2 2425	1	1	9	4
1727	KIND OF GUN-KNIFE ETC.	2 2426	1	1	9	9
1728	WHEN CARRY GUN-KNIFE	2 2427	1	1	9	5
1729	HOW OFTEN CARRY KNIFE	2 2428	1	1	0	6
1730	WHY CARRY GUN-KNIFE	2 2429	1	1	0	9
1731	GENERAL. OF CARRY REA	2 2430	1	1	0	5
1732	HOW GET GUN-KNIFE	2 2431	1	1	0	9
1733	TELL ANYONE CARRY GUN	2 2432	1	1	0	6
1734	HOW MANY TELL CARRY	2 2433	1	1	0	5
1735	WHO TELL CARRY KNIFE	2 2434	1	2	0	8
1736	WHO TELL CARRY 1	2 2436	1	1	0	8
1737	WHO TELL CARRY 2	2 2437	1	1	0	8
1738	ANYONE CATCH CARRY	2 2438	1	1	0	6
1739	WHO CAUGHT CARRY	2 2439	1	1	0	9
1740	HOW CAUGHT CARRY	2 2440	1	1	0	8

VAR #	NAME	START TLOC	WIDTH/RESP	# RESP	MD1	MD2
1741	AFTER CAUGHT CARRY	2 2441	2	2	00	89
1742	AFTER CAUGHT CARRY 1	2 2445	2	1	00	89
1743	AFTER CAUGHT CARRY 2	2 2447	2	1	00	89
1744	PARENTS FIND OUT CARRY	2 2449	1	1	0	6
1745	HOW P'S FIND OUT CARRY	2 2450	1	1	0	9
1746	WHAT P'S DID CARRY	2 2451	2	2	00	89
1747	WHAT P'S DID CARRY 1	2 2455	2	1	00	89
1748	WHAT P'S DID CARRY 2	2 2457	2	1	00	89
1749	EVER CARRY OTHER GUN-KN2	2459	1	1	9	6
1750	HOW SERIOUS CARRY	2 2460	1	1		
1751	INCIDENT NUMBER CAR	2 2461	1	1	9	4
1752	KNOW WHO OWNED CAR	2 2462	1	1	9	6
1753	WHOSE CAR WAS IT	2 2463	1	1	0	9
1754	WHAT ACCESS TO CAR	2 2464	1	1	9	3
1755	HOW START THE CAR	2 2465	1	1	9	9
1756	WHERE CAR WHEN TOOK	2 2466	1	1	9	9
1757	HOW FAR CAR FROM HOUSE	2 2467	2	1	99	10
1758	CAR IN NEIGHBORHOOD	2 2469	1	1	9	6
1759	WITH ANYONE TAKE CAR	2 2470	1	1	9	6
1760	AGES WITH TAKE CAR	2 2471	1	4	0	7
1761	AGE WITH TAKE CAR 1	2 2475	1	1	0	7
1762	AGE WITH TAKE CAR 2	2 2476	1	1	0	7
1763	AGE WITH TAKE CAR 3	2 2477	1	1	0	7

VAR #	NAME	START TLOC	WIDTH/RESP	# RESP	MD1	MD2
1764	AGE WITH TAKE CAR 4	2 2478	1	1	0	7
1765	SEX WITH TAKE CAR	2 2479	1	4	0	3
1766	SEX WITH TAKE CAR 1	2 2483	1	1	0	3
1767	SEX WITH TAKE CAR 2	2 2484	1	1	0	3
1768	SEX WITH TAKE CAR 3	2 2485	1	1	0	3
1769	SEX WITH TAKE CAR 4	2 2486	1	1	0	3
1770	CLOSENESS TAKE CAR	2 2487	1	4	0	5
1771	CLOSENESS TAKE CAR 1	2 2491	1	1	0	5
1772	CLOSENESS TAKE CAR 2	2 2492	1	1	0	5
1773	CLOSENESS TAKE CAR 3	2 2493	1	1	0	5
1774	CLOSENESS TAKE CAR 4	2 2494	1	1	0	5
1775	NO. PERSONS TAKE CAR	2 2495	1	1	9	8
1776	AGE-RANGE TAKE CAR	2 2496	1	1	0	8
1777	SEX GROUP TAKE CAR	2 2497	1	1	0	9
1778	R TAKE PART TAKE CAR	2 2498	1	1	0	3
1779	WHO SUGGEST TAKE CAR	2 2499	1	1	0	4
1780	AGE SUGGEST TAKE CAR	2 2500	1	1	0	7
1781	SEX SUGGEST TAKE CAR	2 2501	1	1	0	3
1782	CLOSENESS SUG TAKE CAR	2 2502	1	1	0	5
1783	WHY TAKE CAR	2 2503	1	1	9	9

VAR #	NAME	START TLOC	WIDTH/RESP	# RESP	MD1	MD2
1784	WHAT DO FIRST WITH CAR	2 2504	1	1	0	7
1785	FINALLY DO WITH CAR	2 2505	1	1	0	9
1786	WHEN TAKE CAR YR	2 2506	1	1	9	8
1787	WHEN TAKE CAR MO	2 2507	2	1	99	51
1788	WHEN TAKE CAR DAY	2 2509	1	1	9	9
1789	WHEN TAKE CAR TIME	2 2510	1	1	9	9
1790	DECIDE BEFORE TAKE CAR	2 2511	1	1	9	5
1791	TELL ANYONE TAKE CAR	2 2512	1	1	9	6
1792	HOW MANY TELL TAKE CAR	2 2513	1	1	0	5
1793	WHO TELL TAKE CAR	2 2514	1	2	0	9
1794	WHO TELL TAKE CAR 1	2 2516	1	1	0	9
1795	WHO TELL TAKE CAR 2	2 2517	1	1	0	9
1796	ANYONE CATCH TAKE CAR	2 2518	1	1	9	6
1797	WHO CAUGHT TAKE CAR	2 2519	1	1	0	9
1798	HOW CAUGHT TAKE CAR	2 2520	1	1	0	8
1799	AFTER CAUGHT TAKING CAR2	2 2521	2	2	00	89
1800	AFTER CAUGHT TAKE CAR 12	2 2525	2	1	00	89
1801	AFTER CAUGHT TAKE CAR 22	2 2527	2	1	00	89
1802	PARENTS CATCH TAKE CAR	2 2529	1	1	9	6
1803	HOW P'S FIND OUT CAR	2 2530	1	1	0	9
1804	WHAT P'S DID TAKE CAR	2 2531	2	2	00	89
1805	WHAT P'S DID TAKE CAR1	2 2535	2	1	00	89
1806	WHAT P'S DID TAKE CAR2	2 2537	2	1	00	89

VAR #	NAME	START TLOC	WIDTH/RESP	# RESP	MD1	MD2
1807	HOW MANY CARS TAKE	2 2539	1	1	0	8
1808	HOW SERIOUS TAKE CAR	2 2540	1	1	0	8
1809	NUMBER OF PEERS LISTED	2 2541	2	1	0	8
1810	PEER 1 AGE	2 2543	2	1	00	99
1811	PEER 1 SEX	2 2545	1	1	0	3
1812	PEER 1 CLOSENESS	2 2546	1	1	0	5
1813	PEER 1 TIMES MENTIONED	2 2547	1	1	0	9
1814	PEER 2 AGE	2 2548	2	1	00	99
1815	PEER 2 SEX	2 2550	1	1	0	3
1816	PEER 2 CLOSENESS	2 2551	1	1	0	5
1817	PEER 2 TIMES MENTIONED	2 2552	1	1	0	9
1818	PEER 3 AGE	2 2553	2	1	00	99
1819	PEER 3 SEX	2 2555	1	1	0	3
1820	PEER 3 CLOSENESS	2 2556	1	1	0	5
1821	PEER 3 TIMES MENTIONED	2 2557	1	1	0	9
1822	PEER 4 AGE	2 2558	2	1	00	99
1823	PEER 4 SEX	2 2560	1	1	0	3
1824	PEER 4 CLOSENESS	2 2561	1	1	0	5
1825	PEER 4 TIMES MENTIONED	2 2562	1	1	0	9
1826	PEER 5 AGE	2 2563	2	1	00	99

VAR #	NAME	START TLOC	WIDTH/RESP	# RESP	MD1	MD2
1827	PEER 5 SEX	2 2565	1	1	0	3
1828	PEER 5 CLOSENESS	2 2566	1	1	0	5
1829	PEER 5 TIMES MENTIONED	2 2567	1	1	0	9
1830	PEER 6 AGE	2 2568	2	1	00	99
1831	PEER 6 SEX	2 2570	1	1	0	3
1832	PEER 6 CLOSENESS	2 2571	1	1	0	5
1833	PEER 6 TIMES MENTIONED	2 2572	1	1	0	9
1834	PEER 7 AGE	2 2573	2	1	00	99
1835	PEER 7 SEX	2 2575	1	1	0	3
1836	PEER 7 CLOSENESS	2 2576	1	1	0	5
1837	PEER 7 TIMES MENTIONED	2 2577	1	1	0	9
1838	PEER 8 AGE	2 2578	2	1	00	99
1839	PEER 8 SEX	2 2580	1	1	0	3
1840	PEER 8 CLOSENESS	2 2581	1	1	0	5
1841	PEER 8 TIMES MENTIONED	2 2582	1	1	0	9
1842	PEER 9 AGE	2 2583	2	1	00	99
1843	PEER 9 SEX	2 2585	1	1	0	3
1844	PEER 9 CLOSENESS	2 2586	1	1	0	5
1845	PEER 9 TIMES MENTIONED	2 2587	1	1	0	9
1846	PEER 10 AGE	2 2588	2	1	00	99
1847	PEER 10 SEX	2 2590	1	1	0	3
1848	PEER 10 CLOSENESS	2 2591	1	1	0	5
1849	PEER 10 TIMES MENTIONED	2 2592	1	1	0	9

VAR #	NAME	START TLOC	WIDTH/RESP	# RESP	MD1	MD2	
1850	PEER 11 AGE	2	2593	2	1	00	99
1851	PEER 11 SEX	2	2595	1	1	0	3
1852	PEER 11 CLOSENESS	2	2596	1	1	0	5
1853	PEER 11 TIMES MENTIONED	2	2597	1	1	0	9
1854	PEER 12 AGE	2	2598	2	1	00	99
1855	PEER 12 SEX	2	2600	1	1	0	3
1856	PEER 12 CLOSENESS	2	2601	1	1	0	5
1857	PEER 12 TIMES MENTIONED	2	2602	1	1	0	9
1858	PEER 13 AGE	2	2603	2	1	00	99
1859	PEER 13 SEX	2	2605	1	1	0	3
1860	PEER 13 CLOSENESS	2	2606	1	1	0	5
1861	PEER 13 TIMES MENTIONED	2	2607	1	1	0	9
1862	PEER 14-AGE	2	2608	2	1	00	99
1863	PEER 14-SEX	2	2610	1	1	0	3
1864	PEER 14-CLOSENESS	2	2611	1	1	0	5
1865	PEER 14-TIMES MENTIONED	2	2612	1	1	0	9
1866	PEER 15-AGE	2	2613	2	1	00	99
1867	PEER 15-SEX	2	2615	1	1	0	3
1868	PEER 15-CLOSENESS	2	2616	1	1	0	5
1869	PEER 14-TIMES MENTIONED	2	2617	1	1	0	9

VAR #	NAME	START TLOC	WIDTH/RESP	# RESP	MD1	MD2	
1870	PEER 16-AGE	2	2618	2	1	00	99
1871	PEER 16-SEX	2	2620	1	1	0	3
1872	PEER 16-CLOSENESS	2	2621	1	1	0	5
1873	PEER 16-TIMES MENTIONED	2	2622	1	1	0	9
1874	PEER 17-AGE	2	2623	2	1	00	99
1875	PEER 17-SEX	2	2625	1	1	0	3
1876	PEER 17-CLOSENESS	2	2626	1	1	0	5
1877	PEER 17-TIMES MENTIONED	2	2627	1	1	0	9
1878	PEER 18-AGE	2	2628	2	1	00	99
1879	PEER 18-SEX	2	2630	1	1	0	3
1880	PEER 18-CLOSENESS	2	2631	1	1	0	5
1881	PEER 18-TIMES MENTIONED	2	2632	1	1	0	9
1882	PEER 19-AGE	2	2633	2	1	00	99
1883	PEER 19-SEX	2	2635	1	1	0	3
1884	PEER 19-CLOSENESS	2	2636	1	1	0	5
1885	PEER 19-TIMES MENTIONED	2	2637	1	1	0	9
1886	PEER 20-AGE	2	2638	2	1	00	99
1887	PEER 20-SEX	2	2640	1	1	0	3
1888	PEER 20-CLOSENESS	2	2641	1	1	0	5
1889	PEER 20-TIMES MENTIONED	2	2642	1	1	0	9
1890	INTERVIEW NUMBER	3	2643	4	1	0000	
1891	RAN AWAY-INCIDENT NO	3	2647	1	1	9	4
1892	RAN-PARENTS FOUND OUT	3	2648	1	1	9	6

VAR #	NAME	START TLOC	WIDTH/RESP	# RESP	MD1	MD2	
1893	WHAT LED TO RUNNING	3	2649	2	2	99	89
1894	WHAT LED TO RUNNING I	3	2653	2	1	99	89
1895	WHAT LED TO RUNNING 2	3	2655	2	1	00	89
1896	WHERE GO GENERAL-RUN	3	2657	1	1	9	9
1897	WHERE GO SPECIFIC-RUN	3	2658	1	1	9	9
1898	HOW FAR GO-RUN AWAY	3	2659	2	1	99	10
1899	IN NEIGHBORHOOD-RUN	3	2661	1	1	9	6
1900	WHAT DO-RUN AWAY	3	2662	1	2	0	9
1901	WHAT DO-RUN AWAY I	3	2664	1	1	0	9
1902	WHAT DO-RUN AWAY 2	3	2665	1	1	0	9
1903	HOW HAPPEN COME BACK	3	2666	1	1	0	9
1904	WITH ANYONE-RUN AWAY	3	2667	1	1	9	6
1905	AGES WHO RAN WITH	3	2668	1	4	0	7
1906	AGE WHO RUN AWAY WITH 13	3	2672	1	1	0	7
1907	AGE WHO RUN AWAY WITH 23	3	2673	1	1	0	7
1908	AGE WHO RUN AWAY WITH 33	3	2674	1	1	0	7
1909	AGE WHO RUN AWAY WITH 43	3	2675	1	1	0	7
1910	SEX WHO RAN WITH	3	2676	1	4	0	3
1911	SEX WHO RUN AWAY WITH 13	3	2680	1	1	0	3
1912	SEX WHO RUN AWAY WITH 23	3	2681	1	1	0	3

VAR #	NAME	START TLOC	WIDTH/RESP	# RESP	MD1	MD2	
1913	SEX WHO RUN AWAY WITH 33	3	2682	1	1	0	3
1914	SEX WHO RUN AWAY WITH 43	3	2683	1	1	0	3
1915	CLOSENESS WHO RAN WITH 3	3	2684	1	4	0	5
1916	CLOSENESS RUN WITH 1	3	2688	1	1	0	5
1917	CLOSENESS RUN WITH 2	3	2689	1	1	0	5
1918	CLOSENESS RUN WITH 3	3	2690	1	1	0	5
1919	CLOSENESS RUN WITH 4	3	2691	1	1	0	5
1920	NUMBER PERSONS RAN WITH 3	3	2692	1	1	9	9
1921	AGE RANGE RAN WITH	3	2693	1	1	0	8
1922	GROUP SEX RAN WITH	3	2694	1	1	0	9
1923	WHO SUGGEST RUN AWAY	3	2695	1	1	0	4
1924	AGE OF SUGGESTOR RUN	3	2696	1	1	0	7
1925	SEX OF SUGGESTOR RUN	3	2697	1	1	0	3
1926	SUGGESTOR CLOSENESS RUN 3	3	2698	1	1	0	5
1927	WHEN RUN AWAY YR	3	2699	1	1	9	8
1928	WHEN RUN AWAY MO	3	2700	2	1	99	51
1929	WHEN RUN AWAY DAY	3	2702	1	1	9	9
1930	WHEN RUN AWAY TIME	3	2703	1	1	9	9
1931	DECIDE BEFOREHAND RUN	3	2704	1	1	9	5
1932	GONE HOW LONG RUN	3	2705	1	1	9	7
1933	TELL ANYONE RUN	3	2706	1	1	9	6
1934	HOW MANY TELL RUN	3	2707	1	1	0	5
1935	WHO TELL RUN AWAY	3	2708	1	2	0	8

VAR #	NAME	START TLOC	WIDTH/RESP	# RESP	MD1	MD2
1936	WHO TELL RUN 1	3 2710	1	1	0	8
1937	WHO TELL RUN 2	3 2711	1	1	0	8
1938	CONTACT WITH POLICE RUN3	3 2712	1	1	9	6
1939	WHO CONTACT WITH RUN	3 2713	1	1	0	9
1940	WHAT AUTH. DID	3 2714	2	2	00	89
1941	WHAT AUTH. DID 1 RUN	3 2718	2	1	00	89
1942	WHAT AUTH. DID 2 RUN	3 2720	2	1	00	89
1943	NUMBER TIMES RUN AWAY	3 2722	1	1	0	8
1944	SERIOUSNESS-RUN AWAY	3 2723	1	1	9	
1945	INCIDENT NUMBER HIT	3 2724	1	1	9	4
1946	WHICH PARENT HIT	3 2725	1	1	9	9
1947	WHAT HIT PARENT WITH	3 2726	1	1	9	9
1948	CAUSE INJURY HIT PARENT3	3 2727	1	1	9	6
1949	HOW BAD INJURE HIT PAR 3	3 2728	1	1	0	6
1950	WHEN HIT PARENT YR	3 2729	1	1	9	8
1951	WHEN HIT PARENT MO	3 2730	2	1	99	51
1952	WHEN HIT PARENT DAY	3 2732	1	1	9	9
1953	WHEN HIT PARENT TIME	3 2733	1	1	9	9
1954	TELL ANYONE HIT PARENT 3	3 2734	1	1	9	6
1955	HOW MANY TELL HIT PAR 3	3 2735	1	1	0	5

VAR #	NAME	START TLOC	WIDTH/RESP	# RESP	MD1	MD2
1956	WHO TELL HIT PARENT	3 2736	1	2	0	9
1957	WHO TELL HIT PARENT 1	3 2738	1	1	0	9
1958	WHO TELL HIT PARENT 2	3 2739	1	1	0	8
1959	PARENTS DO ANYTHING HIT3	3 2740	1	1	9	6
1960	WHAT PARENTS DO HIT	3 2741	2	2	00	89
1961	WHAT PARENTS DO 1 HIT	3 2745	2	1	00	89
1962	WHAT PARENTS DO 2 HIT	3 2747	2	1	00	89
1963	ANY CONTACT AUTH HIT	3 2749	1	1	9	6
1964	CONTACT WITH WHOM HIT	3 2750	1	1	0	9
1965	HOW AUTH FIND OUT HIT	3 2751	1	1	0	7
1966	WHAT AUTH DO HIT	3 2752	2	2	00	89
1967	WHAT AUTH DO 1 HIT	3 2756	2	1	00	89
1968	WHAT AUTH DO 2 HIT	3 2758	2	1	00	89
1969	HOW OFTEN HIT PARENT	3 2760	1	1	0	8
1970	WHAT LED HIT PARENT	3 2761	1	1	9	9
1971	SERIOUSNESS HIT PARENT	3 2762	1	1		
1972	INCIDENT NUMBER SKIP	3 2763	1	1	9	4
1973	WHAT DO GENERAL SKIP	3 2764	1	1	9	6
1974	WHAT DO SPECIFIC SKIP	3 2765	1	1	9	9
1975	WHERE GO SKIP	3 2766	1	1	9	9
1976	HOW FAR GO SKIP	3 2767	2	1	99	10
1977	IN NEIGHBORHOOD SKIP	3 2769	1	1	9	6
1978	HAVE THIS IN MIND SKIP	3 2770	1	1	9	6

VAR #	NAME	START TLOC	WIDTH/RESP	# RESP	MD1	MD2
1979	WHAT IN MIND WHEN SKIP	3 2771	1	1	0	9
1980	WITH ANYONE WHEN SKIP	3 2772	1	1	9	6
1981	AGES WHO SKIP WITH	3 2773	1	4	0	7
1982	AGE WHO SKIP WITH 1	3 2777	1	1	0	7
1983	AGE WHO SKIP WITH 2	3 2778	1	1	0	7
1984	AGE WHO SKIP WITH 3	3 2779	1	1	0	7
1985	AGE WHO SKIP WITH 4	3 2780	1	1	0	7
1986	SEX WHO SKIP WITH	3 2781	1	4	0	3
1987	SEX WHO SKIP WITH 1	3 2785	1	1	0	3
1988	SEX WHO SKIP WITH 2	3 2786	1	1	0	3
1989	SEX WHO SKIP WITH 3	3 2787	1	1	0	3
1990	SEX WHO SKIP WITH 4	3 2788	1	1	0	3
1991	CLOSENESS WHO SKIP WITH3	3 2789	1	4	0	5
1992	CLOSENESS SKIP WITH 1	3 2793	1	1	0	5
1993	CLOSENESS SKIP WITH 2	3 2794	1	1	0	5
1994	CLOSENESS SKIP WITH 3	3 2795	1	1	0	5
1995	CLOSENESS SKIP WITH 4	3 2796	1	1	0	5
1996	NUMBER SKIPPED WITH	3 2797	1	1	9	8
1997	AGE RANGE SKIP WITH	3 2798	1	1	0	8
1998	GROUP SEX SKIP WITH	3 2799	1	1	0	9

VAR #	NAME	START TLOC	WIDTH/RESP	# RESP	MD1	MD2
1999	WHO SUGGEST SKIP	3 2800	1	1	0	4
2000	AGE INSTIGATOR SKIP	3 2801	1	1	0	7
2001	SEX INSTIGATOR SKIP	3 2802	1	1	0	3
2002	INSTIGATOR CLOSE SKIP	3 2803	1	1	0	5
2003	WHEN SKIP YR	3 2804	1	1	9	8
2004	WHEN SKIP MO	3 2805	2	1	99	51
2005	WHEN SKIP DAY	3 2807	1	1	9	9
2006	WHEN SKIP TIME	3 2808	1	1	9	9
2007	DECIDE SKIP BEFOREHAND	3 2809	1	1	9	5
2008	TELL ANYONE SKIP	3 2810	1	1	9	6
2009	HOW MANY TELL SKIP	3 2811	1	1	0	5
2010	WHO TELL SKIP	3 2812	1	2	0	9
2011	WHO TELL SKIP 1	3 2814	1	1	0	9
2012	WHO TELL SKIP 2	3 2815	1	1	0	8
2013	ANYONE CATCH SKIP	3 2816	1	1	9	6
2014	WHO CAUGHT SKIP	3 2817	1	1	0	9
2015	HOW CAUGHT SKIP	3 2818	1	1	0	8
2016	AFTER CAUGHT SKIP	3 2819	2	2	00	89
2017	AFTER SKIP CAUGHT 1	3 2823	2	1	00	89
2018	AFTER SKIP CAUGHT 2	3 2825	2	1	00	89
2019	PARENTS FIND OUT SKIP	3 2827	1	1	9	6
2020	HOW PARENT FIND SKIP	3 2828	1	1	0	9
2021	WHAT PARENTS DO SKIP	3 2829	2	2	00	89

VAR #	NAME	START TLOC	WIDTH/RESP	# RESP	MD1	MD2
2022	WHAT PARENTS DO SKIP 1	3 2833	2	1	00	89
2023	WHAT PARENTS DO SKIP 2	3 2835	2	1	00	89
2024	HOW MANY TIMES SKIP	3 2837	1	1	0	8
2025	SERIOUSNESS OF SKIP	3 2838	1	1		
2026	INCIDENT NUMBER DAMAGE	3 2839	1	1	9	4
2027	HOW DAMAGE	3 2840	1	1	9	9
2028	HOW BADLY DAMAGE	3 2841	1	1	0	5
2029	HOW MUCH DAMAGE COST	3 2842	1	1	0	4
2030	KNOW WHO BELONG DAMAGE	3 2843	1	1	9	6
2031	WHO BELONG DAMAGE	3 2844	2	1	00	89
2032	WHERE HAPPEN DAMAGE	3 2846	2	1	99	89
2033	HOW FAR AWAY DAMAGE	3 2848	2	1	99	10
2034	IN NEIGHBORHOOD DAMAGE	3 2850	1	1	9	6
2035	WITH ANYONE DAMAGE	3 2851	1	1	9	6
2036	AGES DAMAGE WITH	3 2852	1	4	0	7
2037	AGE PER WITH DAMAGE 1	3 2856	1	1	0	7
2038	AGE PER WITH DAMAGE 2	3 2857	1	1	0	7
2039	AGE PER WITH DAMAGE 3	3 2858	1	1	0	7
2040	AGE PER WITH DAMAGE 4	3 2859	1	1	0	7
2041	SEX DAMAGE WITH	3 2860	1	4	0	3

VAR #	NAME	START TLOC	WIDTH/RESP	# RESP	MD1	MD2
2042	SEX PER WITH DAMAGE 1	3 2864	1	1	0	3
2043	SEX PER WITH DAMAGE 2	3 2865	1	1	0	3
2044	SEX PER WITH DAMAGE 3	3 2866	1	1	0	3
2045	SEX PER WITH DAMAGE 4	3 2867	1	1	0	3
2046	CLOSENESS DAMAGE WITH	3 2868	1	4	0	5
2047	CLOSENESS WITH DAMAGE 13	3 2872	1	1	0	5
2048	CLOSENESS WITH DAMAGE 23	3 2873	1	1	0	5
2049	CLOSENESS WITH DAMAGE 33	3 2874	1	1	0	5
2050	CLOSENESS WITH DAMAGE 43	3 2875	1	1	0	5
2051	NUMBER WITH DAMAGE	3 2876	1	1	9	9
2052	AGE RANGE DAMAGE	3 2877	1	1	0	8
2053	GROUP SEX DAMAGE	3 2878	1	1	0	9
2054	WHO SUGGEST DAMAGE	3 2879	1	1	0	4
2055	AGE SUGGESTOR DAMAGE	3 2880	1	1	0	7
2056	SEX SUGGESTOR DAMAGE	3 2881	1	1	0	3
2057	SUGGESTOR CLOSE DAMAGE	3 2882	1	1	0	5
2058	WHEN DAMAGE YR	3 2883	1	1	9	8
2059	WHEN DAMAGE MO	3 2884	2	1	99	51
2060	WHEN DAMAGE DAY	3 2886	1	1	9	9
2061	WHEN DAMAGE TIME	3 2887	1	1	9	9
2062	DECIDE BEFORE DAMAGE	3 2888	1	1	9	5
2063	ANYONE CATCH DAMAGE	3 2889	1	1	9	6
2064	WHO CAUGHT DAMAGE	3 2890	1	1	0	9

VAR #	NAME	START TLOC	WIDTH/RESP	# RESP	MD1	MD2
2065	HOW CATCH DAMAGE	3 2891	1	1		
2066	AFTER CAUGHT DAMAGE	3 2892	2	1	0	8
2067	WHAT AFTER CAUGHT DAM	13 2896	2	2	00	89
2068	WHAT AFTER CAUGHT DAM	23 2898	2	1	00	89
2069	TELL ANYONE DAMAGE	3 2900	1	1	00	89
2070	HOW MANY TELL DAMAGE	3 2901	1	1	9	6
2071	WHO TELL DAMAGE	3 2902	1	1	0	5
2072	WHO TELL DAMAGE 1	3 2904	1	2	0	9
2073	WHO TELL DAMAGE 2	3 2905	1	1	0	9
2074	PARENTS FIND OUT DAMAGE	3 2906	1	1	0	8
2075	HOW PARENTS FIND DAMAGE	3 2907	1	1	9	6
2076	WHAT PARENTS DO DAMAGE	3 2908	2	1	0	9
2077	WHAT PARENT DO DAMAGE	13 2912	2	2	00	89
2078	WHAT PARENT DO DAMAGE	23 2914	2	1	00	89
2079	HOW MANY TIMES DAMAGE	3 2916	1	1	00	89
2080	SERIOUSNESS DAMAGE ACT	3 2917	1	1	0	8
2081	INCIDENT NUMBER LIE AGE	3 2918	1	1		
2082	HOW LIE ABOUT AGE OR WH	3 2919	1	1	9	4
2083	WHAT TRY GET LIE AGE	3 2920	1	1	9	9
2084	GET WHAT LIE AGE FOR	3 2921	1	1	0	9

VAR #	NAME	START TLOC	WIDTH/RESP	# RESP	MD1	MD2
2085	LIE AGE-GOT-WHAT DO	3 2922	1	2		
2086	LIE AGE-GOT-WHAT DO 1	3 2924	1	1	0	8
2087	LIE AGE-GOT-WHAT DO 2	3 2925	1	1	0	8
2088	LIE AGE-GOT-WHAT WORTH	3 2926	1	1	0	4
2089	LIE AGE-GET ANYTHING	3 2927	1	1	0	6
2090	LIE AGE-GOT SOMETHING	3 2928	1	1	0	9
2091	WHERE LIE AGE	3 2929	1	1	0	9
2092	HOW FAR-LIE AGE	3 2930	2	1	9	9
2093	IN NEIGHBORHOOD LIE AGE	3 2932	1	1	99	10
2094	WITH ANYONE LIE AGE	3 2933	1	1	9	6
2095	AGES WHO LIE AGE WITH	3 2934	1	1	9	6
2096	AGE WHO WITH LIE AGE 1	3 2938	1	4	0	7
2097	AGE WHO WITH LIE AGE 2	3 2939	1	1	0	7
2098	AGE WHO WITH LIE AGE 3	3 2940	1	1	0	7
2099	AGE WHO WITH LIE AGE 4	3 2941	1	1	0	7
2100	SEX WHO LIE AGE WITH	3 2942	1	1	0	7
2101	SEX WHO WITH LIE AGE 1	3 2946	1	4	0	3
2102	SEX WHO WITH LIE AGE 2	3 2947	1	1	0	3
2103	SEX WHO WITH LIE AGE 3	3 2948	1	1	0	3
2104	SEX WHO WITH LIE AGE 4	3 2949	1	1	0	3
2105	CLOSENESS LIE AGE WITH	3 2950	1	1	0	3
2106	CLOSE WITH LIE AGE 1	3 2954	1	4	0	5
2107	CLOSE WITH LIE AGE 2	3 2955	1	1	0	5

VAR #	NAME	START TLOC	WIDTH/RESP	# RESP	MD1	MD2
2108	CLOSE WITH LIE AGE 3	3 2956	1	1	0	5
2109	CLOSE WITH LIE AGE 4	3 2957	1	1	0	5
2110	NO. WITH LIE AGE	3 2958	1	1	9	8
2111	AGE RANGE LIE AGE	3 2959	1	1	0	8
2112	GROUP SEX LIE AGE	3 2960	1	1	0	9
2113	WHO SUGGEST LIE AGE	3 2961	1	1	9	4
2114	AGE WHO SUGGEST LIE AGE3	2962	1	1	0	7
2115	SEX WHO SUGGEST LIE AGE3	2963	1	1	0	3
2116	CLOSENESS SUG LIE AGE	3 2964	1	1	0	5
2117	WHEN LIE AGE YR	3 2965	1	1	9	8
2118	WHEN LIE AGE MO.	3 2966	2	1	99	51
2119	WHEN LIE AGE DAY	3 2968	1	1	9	9
2120	WHEN LIE AGE TIME	3 2969	1	1	9	9
2121	DECIDE BEFORE LIE AGE	3 2970	1	1	9	5
2122	TELL ANYONE LIE AGE	3 2971	1	1	9	6
2123	HOW MANY TELL LIE AGE	3 2972	1	1	0	5
2124	WHO TELL LIE AGE	3 2973	1	2	0	8
2125	WHO TELL LIE AGE 1	3 2975	1	1	0	8
2126	WHO TELL LIE AGE 2	3 2976	1	1	0	8
2127	GET CAUGHT LIE AGE	3 2977	1	1	9	6

VAR #	NAME	START TLOC	WIDTH/RESP	# RESP	MD1	MD2
2128	WHO CAUGHT LIE AGE	3 2978	1	1	0	9
2129	HOW CATCH LIE AGE	3 2979	1	1	0	8
2130	AFTER CAUGHT LIE AGE	3 2980	2	2	00	89
2131	CAUGHT HAPPEN LIE AGE 13	2984	2	1	00	89
2132	CAUGHT HAPPEN LIE AGE 23	2986	2	1	00	89
2133	LIE AGE P'S FIND OUT	3 2988	1	1	9	6
2134	HOW P'S FIND LIE AGE	3 2989	1	1	0	9
2135	WHAT P'S DO LIE AGE	3 2990	2	2	00	89
2136	WHAT P'S DO LIE AGE 1	3 2994	2	1	00	89
2137	WHAT P'S DO LIE AGE 2	3 2996	2	1	00	89
2138	HOW OFTEN LIE AGE	3 2998	1	1	0	8
2139	HOW SERIOUS LIE AGE	3 2999	1	1	0	8
2140	INCIDENT NUMBER LIE DO	3 3000	1	1	9	4
2141	WHO LIE TO-LIE DO	3 3001	2	1	99	89
2142	WHAT SAY DO-LIE DO	3 3003	1	1	9	9
2143	HOW FAR AWAY-LIE DO	3 3004	2	1	99	10
2144	IN NEIGHBORHOOD-LIE DO	3 3006	1	1	9	6
2145	WITH ANYONE-LIE DO	3 3007	1	1	9	6
2146	AGES LIE DO WITH	3 3008	1	4	0	7
2147	AGE WHO WITH-LIE DO1	3 3012	1	1	0	7
2148	AGE WHO WITH-LIE DO2	3 3013	1	1	0	7
2149	AGE WHO WITH-LIE DO3	3 3014	1	1	0	7
2150	AGE WHO WITH-LIE DO4	3 3015	1	1	0	7

VAR #	NAME	START TLOC	WIDTH/RESP	# RESP	MD1	MD2
2151	SEX LIE DO WITH	3 3016	1	4	0	3
2152	SEX WHO WITH-LIE DO1	3 3020	1	1	0	3
2153	SEX WHO WITH-LIE DO2	3 3021	1	1	0	3
2154	SEX WHO WITH-LIE DO3	3 3022	1	1	0	3
2155	SEX WHO WITH-LIE DO4	3 3023	1	1	0	3
2156	CLOSENESS LIE DO WITH	3 3024	1	4	0	5
2157	CLOSENESS WITH-LIE DO1	3 3028	1	1	0	5
2158	CLOSENESS WITH-LIE DO2	3 3029	1	1	0	5
2159	CLOSENESS WITH-LIE DO3	3 3030	1	1	0	5
2160	CLOSENESS WITH-LIE DO4	3 3031	1	1	0	5
2161	NUMBER WITH-LIE DO	3 3032	1	1	9	8
2162	AGE RANGE WITH-LIE DO	3 3033	1	1	0	8
2163	SEX GROUP-LIE DO	3 3034	1	1	0	9
2164	WHO SUGGEST LIE DO	3 3035	1	1	0	4
2165	AGE OF SUGGESTOR LIE DO3	3036	1	1	0	7
2166	SEX OF SUGGESTOR LIE DO3	3037	1	1	0	3
2167	CLOSENESS SUG LIE DO	3 3038	1	1	0	5
2168	WHAT AFTER LIE DO	3 3039	1	1	9	9
2169	GET WHAT AFTER LIE DO	3 3040	1	1	9	6
2170	WHAT DO GET-LIE DO	3 3041	1	2	0	8

VAR #	NAME	START TLOC	WIDTH/RESP	# RESP	MD1	MD2
2171	WHAT DO GET-LIE DO 1	3 3043	1	1	0	8
2172	WHAT DO GET-LIE DO 2	3 3044	1	1	0	8
2173	WHAT GOT WORTH-LIE DO	3 3045	1	1	0	4
2174	GET ANYTHING-LIE DO	3 3046	1	1	0	6
2175	WHAT GOT-LIE DO	3 3047	1	1	0	9
2176	TELL ANYONE-LIE DO	3 3048	1	1	9	6
2177	TOLD HOW MANY-LIE DO	3 3049	1	1	0	5
2178	WHO TELL LIE DO	3 3050	1	2	0	8
2179	WHO TELL-LIE DO 1	3 3052	1	1	0	8
2180	WHO TELL-LIE DO 2	3 3053	1	1	0	8
2181	ANYONE CATCH-LIE DO	3 3054	1	1	9	6
2182	WHO CAUGHT-LIE DO	3 3055	1	1	0	9
2183	HOW CATCH-LIE DO	3 3056	1	1	0	8
2184	HAPPEN AFTER LIE DO	3 3057	2	2	00	89
2185	HAPPEN AFTER-LIE DO 1	3 3061	2	1	00	89
2186	HAPPEN AFTER-LIE DO 2	3 3063	2	1	00	89
2187	PARENTS FIND OUT LIE DO3	3065	1	1	9	6
2188	HOW P'S FIND OUT LIE DO3	3066	1	1	0	9
2189	WHAT P'S DO LIE DO	3 3067	2	2	00	89
2190	WHAT P'S DO-LIE DO 1	3 3071	2	1	00	89
2191	WHAT P'S DO-LIE DO 2	3 3073	2	1	00	89
2192	LIE DO-WHEN HAPPEN YR	3 3075	1	1	9	8
2193	LIE DO-WHEN HAPPEN MO	3 3076	2	1	99	51

VAR #	NAME	START TLOC	WIDTH/ RESP	# RESP	MD1	MD2
2194	LIE DO-WHEN HAPPEN DAY 3	3078	1	1	9	9
2195	LIE DO-WHEN HAPPEN TIME3	3079	1	1	9	9
2196	DECIDE BEFORE LIE DO 3	3080	1	1	9	5
2197	HOW OFTEN LIE DO 3	3081	1	1	0	8
2198	HOW SERIOUS LIE DO 3	3082	1	1		
2199	INCIDENT NUMBER STEAL 3	3083	1	1	9	4
2200	WHAT DID YOU TAKE 3	3084	2	2	00	89
2201	WHAT DID YOU TAKE 1 3	3088	2	1	00	89
2202	WHAT DID YOU TAKE 2 3	3090	2	1	00	89
2203	HOW MUCH WORTH STEAL 3	3092	1	1	9	9
2204	WHERE AT WHEN STEAL 3	3093	2	1	99	89
2205	HOW FAR AWAY STEAL 3	3095	2	1	99	10
2206	STEAL IN NEIGHBORHOOD 3	3097	1	1	9	6
2207	KNOW WHO BELONG STEAL 3	3098	1	1	9	6
2208	WHO BELONG TO STEAL 3	3099	2	1	00	89
2209	HOW TAKE IT STEAL 3	3101	1	1	9	9
2210	WITH ANYONE WHEN STEAL 3	3102	1	1	9	6
2211	AGE WHO STEAL WITH 3	3103	1	4	0	7
2212	AGE WHO WITH STEAL 1 3	3107	1	1	0	7
2213	AGE WHO WITH STEAL 2 3	3108	1	1	0	7

VAR #	NAME	START TLOC	WIDTH/ RESP	# RESP	MD1	MD2
2214	AGE WHO WITH STEAL 3 3	3109	1	1	0	7
2215	AGE WHO WITH STEAL 4 3	3110	1	1	0	7
2216	SEX WHO STEAL WITH 3	3111	1	4	0	3
2217	SEX WHO WITH STEAL 1 3	3115	1	1	0	3
2218	SEX WHO WITH STEAL 2 3	3116	1	1	0	3
2219	SEX WHO WITH STEAL 3 3	3117	1	1	0	3
2220	SEX WHO WITH STEAL 4 3	3118	1	1	0	3
2221	CLOSENESS STEAL WITH 3	3119	1	4	0	5
2222	CLOSENESS WITH STEAL 1 3	3123	1	1	0	5
2223	CLOSENESS WITH STEAL 2 3	3124	1	1	0	5
2224	CLOSENESS WITH STEAL 3 3	3125	1	1	0	5
2225	CLOSENESS WITH STEAL 4 3	3126	1	1	0	5
2226	NUMBER WITH WHEN STEAL 3	3127	1	1	9	8
2227	AGE RANGE WITH STEAL 3	3128	1	1	0	8
2228	SEX GROUP WITH STEAL 3	3129	1	1	0	9
2229	YOU TAKE PART STEAL 3	3130	1	1	0	3
2230	WHO SUGGEST STEAL 3	3131	1	1	0	4
2231	AGE WHO SUGGEST STEAL 3	3132	1	1	0	7
2232	SEX WHO SUGGEST STEAL 3	3133	1	1	0	3
2233	CLOSENESS SUGGEST STEAL3	3134	1	1	0	5
2234	DECIDE BEFORE TO STEAL 3	3135	1	1	9	5
2235	WHEN R STOLE YR 3	3136	1	1	9	8
2236	WHEN R STOLE MO 3	3137	2	1	99	51

VAR #	NAME	START TLOC	WIDTH/ RESP	# RESP	MD1	MD2
2237	WHEN R STOLE DAY 3	3139	1	1	9	9
2238	WHEN R STOLE TIME 3	3140	1	1	9	9
2239	WHAT DO STOLEN ITEM 3	3141	1	2	9	8
2240	WHAT DO STOLEN ITEM1 3	3143	1	1	9	8
2241	WHAT DO STOLEN ITEM2 3	3144	1	1	0	8
2242	TELL ANYONE YOU STOLE 3	3145	1	1	9	6
2243	HOW MANY TELL STOLE 3	3146	1	1	0	5
2244	WHO TELL STOLE 3	3147	1	2	0	9
2245	WHO TELL STOLE 1 3	3149	1	1	0	9
2246	WHO TELL STOLE 2 3	3150	1	1	0	8
2247	ANYONE CATCH STEALING 3	3151	1	1	9	6
2248	WHO CAUGHT STEALING 3	3152	1	1	0	9
2249	HOW CATCH STEALING 3	3153	1	1	0	8
2250	AFTER CAUGHT STEALING 3	3154	2	2	00	89
2251	AFTER CAUGHT STEALING 13	3158	2	1	00	89
2252	AFTER CAUGHT STEALING 23	3160	2	1	00	89
2253	PARENTS FIND OUT STEAL 3	3162	1	1	9	6
2254	HOW P'S FOUND OUT STEAL3	3163	1	1	0	9
2255	WHAT P'S DO STEAL 3	3164	2	2	00	89
2256	WHAT P'S DO STEAL 1 3	3168	2	1	00	89

VAR #	NAME	START TLOC	WIDTH/ RESP	# RESP	MD1	MD2
2257	WHAT P'S DO STEAL 2 3	3170	2	1	00	89
2258	HOW OFTEN STEAL 3	3172	1	1	0	8
2259	HOW SERIOUS STEALING 3	3173	1	1		
2260	INCIDENT NO. INJURE 3	3174	1	1	9	4
2261	WHO INJURE-SPECIFIC 3	3175	2	1	99	89
2262	WHO INJURE-AGE-SEX 3	3177	1	1	9	5
2263	WHO INJURE-RACE,ETC. 3	3178	1	1	9	6
2264	WHAT LED TO INJURY 3	3179	2	1	99	89
2265	DECIDE BEFORE INJURY 3	3181	1	1	9	5
2266	HOW DID YOU INJURE 3	3182	1	1	9	9
2267	HOW BADLY INJURE 3	3183	1	1	9	6
2268	WHERE AT WHEN INJURE 3	3184	1	1	9	9
2269	HOW FAR AWAY INJURE 3	3185	2	1	99	10
2270	INJURE IN NEIGHBORHOOD 3	3187	1	1	9	6
2271	ANYONE THERE INJURE 3	3188	1	1	9	6
2272	AGES OF OTHERS INJURE 3	3189	1	4	0	7
2273	AGE OF OTHERS-INJURE 1 3	3193	1	1	0	7
2274	AGE OF OTHERS-INJURE 2 3	3194	1	1	0	7
2275	AGE OF OTHERS-INJURE 3 3	3195	1	1	0	7
2276	AGE OF OTHERS-INJURE 4 3	3196	1	1	0	7
2277	SEX OF OTHERS-INJURE 3	3197	1	4	0	3
2278	SEX OF OTHERS-INJURE 1 3	3201	1	1	0	3
2279	SEX OF OTHERS-INJURE 2 3	3202	1	1	0	3

VAR #	NAME	START TLOC	WIDTH/ RESP	# RESP	MD1	MD2	
2280	SEX OF OTHERS-INJURE	3 3	3203	1	1	0	3
2281	SEX OF OTHERS-INJURE	4 3	3204	1	1	0	3
2282	CLOSENESS OTHERS-INJURE	3	3205	1	4	0	5
2283	CLOSE OTHER INJURE	1 3	3209	1	1	0	5
2284	CLOSE OTHER INJURE	2 3	3210	1	1	0	5
2285	CLOSE OTHER INJURE	3 3	3211	1	1	0	5
2286	CLOSE OTHER INJURE	4 3	3212	1	1	0	5
2287	NO. PERSONS WITH INJURE	3	3213	1	1	9	8
2288	AGE RANGE WITH INJURE	3	3214	1	1	0	8
2289	SEX GROUP WITH INJURE	3	3215	1	1	0	9
2290	OTHERS TAKE PART INJURE	3	3216	1	1	0	3
2291	WHO SUGGEST INJURE	3	3217	1	1	9	5
2292	AGE INJURY SUGGESTOR	3	3218	1	1	0	7
2293	SEX INJURY SUGGESTOR	3	3219	1	1	0	3
2294	CLOSENESS INJURY SUGGES	3	3220	1	1	0	5
2295	TAKE FROM INJURED	3	3221	1	1	9	6
2296	WHEN INJURY OCCUR YR	3	3222	1	1	9	8
2297	WHEN INJURY OCCUR MO	3	3223	2	1	99	51
2298	WHEN INJURY OCCUR DAY	3	3225	1	1	9	9
2299	WHEN INJURY OCCUR TIME	3	3226	1	1	9	9

VAR #	NAME	START TLOC	WIDTH/ RESP	# RESP	MD1	MD2	
2300	GET CAUGHT INJURE	3	3227	1	1	9	6
2301	WHO CAUGHT INJURE	3	3228	1	1	0	9
2302	HOW CAUGHT INJURE	3	3229	1	1	0	8
2303	AFTER CAUGHT INJURING	3	3230	2	2	00	89
2304	AFTER CAUGHT INJURING	13	3234	2	1	00	89
2305	AFTER CAUGHT INJURING	23	3236	2	1	00	89
2306	TELL ANYONE INJURE	3	3238	1	1	9	6
2307	HOW MANY TELL INJURE	3	3239	1	1	0	5
2308	WHO TELL INJURE	3	3240	1	2	0	8
2309	WHO TELL INJURE 1	3	3242	1	1	0	8
2310	WHO TELL INJURE 2	3	3243	1	1	0	8
2311	P'S FIND OUT INJURE	3	3244	1	1	9	6
2312	HOW P'S FIND OUT INJURE	3	3245	1	1	0	9
2313	WHAT P'S DO INJURE	3	3246	2	2	00	89
2314	WHAT P'S DO INJURE 1	3	3250	2	1	00	89
2315	WHAT P'S DO INJURE 2	3	3252	2	1	00	89
2316	HOW OFTEN INJURE	3	3254	1	1	0	8
2317	HOW SERIOUS INJURE	3	3255	1	1		
2318	INCIDENT NO. THREAT	3	3256	1	1	9	4
2319	WHO R THREAT-SPECIFIC	3	3257	2	1	99	89
2320	WHO R THREAT-AGE-SEX	3	3259	1	1	9	5
2321	WHO R THREAT-RACE	3	3260	1	1	9	6
2322	WHAT THREATEN TO DO	3	3261	1	1	9	9

VAR #	NAME	START TLOC	WIDTH/ RESP	# RESP	MD1	MD2	
2323	TAKE ANYTHING THREAT	3	3262	1	1	9	6
2324	WHERE R THREATENED	3	3263	1	1	9	9
2325	HOW FAR AWAY THREAT	3	3264	2	1	99	10
2326	THREAT IN NEIGHBOR	3	3266	1	1	9	6
2327	WITH ANYONE THREAT	3	3267	1	1	9	6
2328	AGES WHO WITH THREAT	3	3268	1	4	0	7
2329	AGE WHO WITH THREAT 1	3	3272	1	1	0	7
2330	AGE WHO WITH THREAT 2	3	3273	1	1	0	7
2331	AGE WHO WITH THREAT 3	3	3274	1	1	0	7
2332	AGE WHO WITH THREAT 4	3	3275	1	1	0	7
2333	SEX WHO WITH THREAT	3	3276	1	4	0	3
2334	SEX WHO WITH THREAT 1	3	3280	1	1	0	3
2335	SEX WHO WITH THREAT 2	3	3281	1	1	0	3
2336	SEX WHO WITH THREAT 3	3	3282	1	1	0	3
2337	SEX WHO WITH THREAT 4	3	3283	1	1	0	3
2338	CLOSENESS WITH THREAT	3	3284	1	4	0	5
2339	CLOSENESS WITH THREAT	13	3288	1	1	0	5
2340	CLOSENESS WITH THREAT	23	3289	1	1	0	5
2341	CLOSENESS WITH THREAT	33	3290	1	1	0	5
2342	CLOSENESS WITH THREAT	43	3291	1	1	0	5

VAR #	NAME	START TLOC	WIDTH/ RESP	# RESP	MD1	MD2	
2343	NO. WITH R THREAT	3	3292	1	1	9	8
2344	AGE-RANGE WITH THREAT	3	3293	1	1	0	8
2345	SEX GROUP WITH THREAT	3	3294	1	1	0	9
2346	OTHERS TAKE PART THREAT	3	3295	1	1	0	3
2347	WHO SUGGEST THREAT	3	3296	1	1	0	5
2348	AGE SUGGESTOR THREAT	3	3297	1	1	0	7
2349	SEX OF SUGGESTOR THREAT	3	3298	1	1	0	3
2350	CLOSENESS SUG THREAT	3	3299	1	1	0	5
2351	DECIDE BEFORE THREAT	3	3300	1	1	9	5
2352	WHEN THREATEN YR.	3	3301	1	1	9	8
2353	WHEN THREATEN MO	3	3302	2	1	99	51
2354	WHEN THREATEN DAY	3	3304	1	1	9	9
2355	WHEN THREATEN TIME	3	3305	1	1	9	9
2356	TELL ANYONE THREAT	3	3306	1	1	9	6
2357	TELL HOW MANY THREAT	3	3307	1	1	0	5
2358	WHO R TOLD THREAT	3	3308	1	2	0	8
2359	WHO R TOLD THREAT 1	3	3310	1	1	0	8
2360	WHO R TOLD THREAT 2	3	3311	1	1	0	8
2361	ANYONE CATCH THREAT	3	3312	1	1	9	6
2362	WHO CAUGHT THREAT	3	3313	1	1	0	9
2363	HOW CAUGHT THREAT	3	3314	1	1	0	8
2364	AFTER CAUGHT THREAT	3	3315	2	2	00	89
2365	AFTER CAUGHT THREAT	1 3	3319	2	1	00	89

VAR #	NAME	START TLOC	WIDTH/RESP	# RESP	MD1	MD2
2366	AFTER CAUGHT THREAT 2	3 3321	2	1	00	89
2367	PARENTS FIND OUT THREAT3	3 3323	1	1	9	6
2368	HOW P'S FIND OUT THREAT3	3 3324	1	1	0	9
2369	WHAT P'S DO THREAT	3 3325	2	2	00	89
2370	WHAT P'S DO THREAT 1	3 3329	2	1	00	89
2371	WHAT P'S DO THREAT 2	3 3331	2	1	00	89
2372	HOW OFTEN THREATEN	3 3333	1	1	0	8
2373	REASON FOR THREAT	3 3334	2	1	99	89
2374	SERIOUSNESS OF THREAT	3 3336	1	1		
2375	INCIDENT NO. TRESSPASS	3 3337	1	1	9	4
2376	KIND OF PLACE TRES.	3 3338	1	1	9	9
2377	HOW FAR AWAY TRES.	3 3339	2	1	99	10
2378	TRES. IN NEIGHBORHOOD	3 3341	1	1	9	6
2379	WHY GET ON TRES. PLACE	3 3342	1	1	9	9
2380	HOW GET ON TRES PLACE	3 3343	1	1	9	9
2381	WITH ANYONE TRES	3 3344	1	1	9	6
2382	AGES TRESSPASS WITH	3 3345	1	4	0	7
2383	AGE WHO WITH TRES 1	3 3349	1	1	0	7
2384	AGE WHO WITH TRES 2	3 3350	1	1	0	7
2385	AGE WHO WITH TRES 3	3 3351	1	1	0	7

VAR #	NAME	START TLOC	WIDTH/RESP	# RESP	MD1	MD2
2386	AGE WHO WITH TRES 4	3 3352	1	1	0	7
2387	SEX TRESSPASS WITH	3 3353	1	4	0	3
2388	SEX WHO WITH TRES 1	3 3357	1	1	0	3
2389	SEX WHO WITH TRES 2	3 3358	1	1	0	3
2390	SEX WHO WITH TRES 3	3 3359	1	1	0	3
2391	SEX WHO WITH TRES 4	3 3360	1	1	0	3
2392	CLOSENESS TRES WITH	3 3361	1	4	0	5
2393	CLOSENESS WITH TRES 1	3 3365	1	1	0	5
2394	CLOSENESS WITH TRES 2	3 3366	1	1	0	5
2395	CLOSENESS WITH TRES 3	3 3367	1	1	0	5
2396	CLOSENESS WITH TRES 4	3 3368	1	1	0	5
2397	NO. WITH R TRES	3 3369	1	1	9	8
2398	AGE-RANGE WITH TRES	3 3370	1	1	0	8
2399	SEX GROUP WITH TRES	3 3371	1	1	0	9
2400	WHO SUGGEST TRESSPASS	3 3372	1	1	9	4
2401	AGE OF SUGGESTOR TRES	3 3373	1	1	0	7
2402	SEX OF SUGGESTOR TRES	3 3374	1	1	0	3
2403	CLOSENESS OF SUG. TRES	3 3375	1	1	0	5
2404	WHEN TRESSPASS YR	3 3376	1	1	9	8
2405	WHEN TRESSPASS MO	3 3377	2	1	99	51
2406	WHEN TRESSPASS DAY	3 3379	1	1	9	9
2407	WHEN TRESSPASS TIME	3 3380	1	1	9	9
2408	DECIDE BEFORE TRES	3 3381	1	1	9	5

VAR #	NAME	START TLOC	WIDTH/RESP	# RESP	MD1	MD2
2409	TAKE ANYTHING TRES	3 3382	1	1	9	6
2410	DAMAGE ANYTHING TRES	3 3383	1	1	9	6
2411	TELL ANYONE TRES	3 3384	1	1	0	5
2412	HOW MANY TELL TRES	3 3385	1	1	0	8
2413	WHO TELL TRESSPASS	3 3386	1	2	0	8
2414	WHO TELL TRES 1	3 3388	1	1	0	8
2415	WHO TELL TRES 2	3 3389	1	1	0	8
2416	ANYONE CATCH TRES	3 3390	1	1	9	6
2417	WHO CAUGHT TRES	3 3391	1	1	0	9
2418	HOW CAUGHT TRES	3 3392	1	1	0	8
2419	AFTER CAUGHT TRESS	3 3393	2	2	00	89
2420	AFTER CAUGHT TRES 1	3 3397	2	1	00	89
2421	AFTER CAUGHT TRES 2	3 3399	2	1	00	89
2422	PARENTS FIND OUT TRES	3 3401	1	1	9	6
2423	HOW P'S FIND OUT TRES	3 3402	1	1	0	9
2424	WHAT P'S DO TRES	3 3403	2	2	00	89
2425	WHAT P'S DO TRES 1	3 3407	2	1	00	89
2426	WHAT P'S DO TRES 2	3 3409	2	1	00	89
2427	HOW OFTEN TRES	3 3411	1	1	0	8
2428	HOW SERIOUS TRES.	3 3412	1	1		

VAR #	NAME	START TLOC	WIDTH/RESP	# RESP	MD1	MD2
2429	INCIDENT NO. HOUSE	3 3413	1	1	9	4
2430	KIND OF HOUSE OR BLDG	3 3414	1	1	9	9
2431	HOUSE OR BLDG OCCUPIED	3 3415	1	1	9	5
2432	HOW FAR AWAY HOUSE	3 3416	2	1	99	10
2433	HOUSE IN NEIGHBORHOOD	3 3418	1	1	9	6
2434	HOW GET IN HOUSE	3 3419	1	1	9	9
2435	WITH ANYONE HOUSE	3 3420	1	1	9	6
2436	AGES WITH HOUSE	3 3421	1	4	0	7
2437	AGE WHO WITH HOUSE 1	3 3425	1	1	0	7
2438	AGE WHO WITH HOUSE 2	3 3426	1	1	0	7
2439	AGE WHO WITH HOUSE 3	3 3427	1	1	0	7
2440	AGE WHO WITH HOUSE 4	3 3428	1	1	0	7
2441	SEX WITH AT HOUSE	3 3429	1	4	0	3
2442	SEX WHO WITH HOUSE 1	3 3433	1	1	0	3
2443	SEX WHO WITH HOUSE 2	3 3434	1	1	0	3
2444	SEX WHO WITH HOUSE 3	3 3435	1	1	0	3
2445	SEX WHO WITH HOUSE 4	3 3436	1	1	0	3
2446	CLOSENESS WITH AT HOUSE3	3 3437	1	4	0	5
2447	CLOSENESS WITH HOUSE 1	3 3441	1	1	0	5
2448	CLOSENESS WITH HOUSE 2	3 3442	1	1	0	5
2449	CLOSENESS WITH HOUSE 3	3 3443	1	1	0	5
2450	CLOSENESS WITH HOUSE 4	3 3444	1	1	0	5
2451	NO. WITH IN HOUSE	3 3445	1	1	9	8

VAR #	NAME	START TLOC	WIDTH/RESP	# RESP	MD1	MD2
2452	AGE-RANGE HOUSE	3 3446	1	1	0	8
2453	SEX GROUP HOUSE	3 3447	1	1	0	9
2454	WHO SUGGEST HOUSE	3 3448	1	1	9	4
2455	AGE OF SUGGESTOR HOUSE	3 3449	1	1	0	7
2456	SEX OF SUGGESTOR HOUSE	3 3450	1	1	0	3
2457	CLOSENESS OF SUG HOUSE	3 3451	1	1	0	5
2458	WHEN HAPPEN HOUSE YR	3 3452	1	1	9	8
2459	WHEN HAPPEN HOUSE MO.	3 3453	2	1	99	51
2460	WHEN HAPPEN HOUSE DAY	3 3455	1	1	9	9
2461	WHEN HAPPEN HOUSE TIME	3 3456	1	1	9	9
2462	DECIDE BEFORE HOUSE	3 3457	1	1	9	5
2463	TAKE OR DAMAGE AT HOUSE	3 3458	1	1	9	9
2464	TELL ANYONE HOUSE	3 3459	1	1	9	6
2465	ADULTS TOLD HOUSE	3 3460	1	1	0	5
2466	BOYS TOLD HOUSE	3 3461	1	1	0	5
2467	GIRLS TOLD HOUSE	3 3462	1	1	0	5
2468	TOTAL NUMBER TOLD HOUSE	3 3463	1	1	0	5
2469	RELAT ADULTS TOLD HOUSE	3 3464	1	2	0	8
2470	REL ADULT TOLD HOUSE 1	3 3466	1	1	0	8
2471	REL ADULT TOLD HOUSE 2	3 3467	1	1	0	8

VAR #	NAME	START TLOC	WIDTH/RESP	# RESP	MD1	MD2
2472	ANYONE CATCH HOUSE	3 3468	1	1	9	6
2473	WHO CAUGHT HOUSE	3 3469	1	1	0	9
2474	HOW CAUGHT HOUSE	3 3470	1	1	0	8
2475	AFTER CAUGHT HOUSE	3 3471	2	2	00	89
2476	AFTER CAUGHT HOUSE 1	3 3475	2	1	00	89
2477	AFTER CAUGHT HOUSE 2	3 3477	2	1	00	89
2478	PARENTS FIND OUT HOUSE	3 3479	1	1	9	6
2479	HOW P'S FOUND OUT HOUSE	3 3480	1	1	0	9
2480	WHAT P'S DID HOUSE	3 3481	2	2	00	89
2481	WHAT P'S DID HOUSE 1	3 3485	2	1	00	89
2482	WHAT P'S DID HOUSE 2	3 3487	2	1	00	89
2483	HOW OFTEN IN HOUSE	3 3489	1	1	0	8
2484	SERIOUSNESS OF HOUSE	3 3490	1	1		
2485	INCIDENT NUMBER DRINK	3 3491	1	1	9	4
2486	WHAT R DRANK	3 3492	1	1	9	9
2487	HOW MUCH BEER R DRANK	3 3493	1	1	0	4
2488	HOW MUCH WINE R DRANK	3 3494	1	1	0	4
2489	QUANTITY LIQUOR DRANK	3 3495	1	1	0	4
2490	HOW R GOT BEER, WINE, LIQ	3 3496	1	1	9	7
2491	AGE OF PROVIDER DRINK	3 3497	1	1	0	7
2492	SEX OF PROVIDER DRINK	3 3498	1	1	0	3
2493	CLOSENESS PROVIDE LIQ	3 3499	1	1	0	5
2494	WHERE R DID DRINKING	3 3500	1	1	0	9

CONTINUED

1 OF 5

VAR #	NAME	START TLOC	WIDTH/RESP	# RESP	MD1	MD2
2495	HOW FAR AWAY DRANK	3 3501	2	1	00	10
2496	IN NEIGHBORHOOD DRANK	3 3503	1	1	0	6
2497	WHERE R GOT BEER, ETC.	3 3504	1	1	0	8
2498	HOW FAR AWAY GOT BEER-	3 3505	2	1	00	10
2499	NEIGHBORHOOD GOT BEER	3 3507	1	1	0	6
2500	LIE AGE-GET BEER, ETC.	3 3508	1	1	0	6
2501	FALSE I.D.-GET BEER	3 3509	1	1	0	6
2502	KIND FALSE ID DRINK	3 3510	1	1	0	9
2503	R GOT BEER-WHERE DRANK	3 3511	1	1	0	9
2504	R GOT BEER-FAR AWAY	3 3512	2	1	00	10
2505	R GOT BEER-IN NEI DRINK	3 3514	1	1	0	6
2506	WITH ANYONE DRINK	3 3515	1	1	9	6
2507	AGES WITH DRINK	3 3516	1	4	0	7
2508	AGE WITH DRINK 1	3 3520	1	1	0	7
2509	AGE WITH DRINK 2	3 3521	1	1	0	7
2510	AGE WITH DRINK 3	3 3522	1	1	0	7
2511	AGE WITH DRINK 4	3 3523	1	1	0	7
2512	SEX WITH DRINK	3 3524	1	4	0	3
2513	SEX WITH DRINK 1	3 3528	1	1	0	3
2514	SEX WITH DRINK 2	3 3529	1	1	0	3

VAR #	NAME	START TLOC	WIDTH/RESP	# RESP	MD1	MD2
2515	SEX WITH DRINK 3	3 3530	1	1	0	3
2516	SEX WITH DRINK 4	3 3531	1	1	0	3
2517	CLOSENESS WITH DRINK	3 3532	1	4	0	5
2518	CLOSENESS WITH DRINK 1	3 3536	1	1	0	5
2519	CLOSENESS WITH DRINK 2	3 3537	1	1	0	5
2520	CLOSENESS WITH DRINK 3	3 3538	1	1	0	5
2521	CLOSENESS WITH DRINK 4	3 3539	1	1	0	5
2522	NO. PERSONS WITH DRINK	3 3540	1	1	9	8
2523	AGE-RANGE DRINK WITH	3 3541	1	1	0	8
2524	SEX GROUP DRINK WITH	3 3542	1	1	0	9
2525	WHO SUGGESTED DRINKING	3 3543	1	1	0	4
2526	AGE OF SUGGESTOR DRINK	3 3544	1	1	0	7
2527	SEX OF SUGGESTOR DRINK	3 3545	1	1	0	3
2528	CLOSENESS SUG DRINK	3 3546	1	1	0	5
2529	WHEN HAPPEN DRINK YR	3 3547	1	1	9	8
2530	WHEN HAPPEN DRINK MO	3 3548	2	1	99	51
2531	WHEN HAPPEN DRINK DAY	3 3550	1	1	9	9
2532	WHEN HAPPEN DRINK TIME	3 3551	1	1	9	9
2533	TELL ANYONE DRINK	3 3552	1	1	9	6
2534	HOW MANY TOLD DRINK	3 3553	1	1	0	5
2535	WHO R TOLD DRINK	3 3554	1	2	0	9
2536	WHO R TOLD DRINK 1	3 3556	1	1	0	9
2537	WHO R TOLD DRINK 2	3 3557	1	1	0	8

VAR #	NAME	START TLOC	WIDTH/RESP	# RESP	MD1	MD2
2538	ANYONE CATCH R DRINK	3 3558	1	1	9	6
2539	WHO CAUGHT R DRINK	3 3559	1	1	0	9
2540	HOW CAUGHT DRINKING	3 3560	1	1	0	8
2541	AFTER CAUGHT DRINKING	3 3561	2	2	00	89
2542	AFTER CAUGHT DRINKING 13	3 3565	2	1	00	89
2543	AFTER CAUGHT DRINKING 23	3 3567	2	1	00	89
2544	PARENTS FIND OUT DRINK	3 3569	1	1	9	6
2545	HOW P'S FIND OUT DRINK	3 3570	1	1	0	9
2546	WHAT P'S DID DRINK	3 3571	2	2	00	89
2547	WHAT P'S DID DRINK1	3 3575	2	1	00	89
2548	WHAT P'S DID DRINK2	3 3577	2	1	00	89
2549	HOW OFTEN DRINK	3 3579	1	1	0	8
2550	SERIOUSNESS OF DRINKING3	3 3580	1	1		
2551	INCIDENT NUMBER DRUGS	3 3581	1	1	9	4
2552	KIND OF DRUG OR CHEM	3 3582	2	1	99	52
2553	HOW GET DRUG OR CHEM	3 3584	1	1	9	5
2554	AGE OF DRUG PROVIDER	3 3585	1	1	0	7
2555	SEX OF DRUG PROVIDER	3 3586	1	1	0	3
2556	CLOSENESS DRUG PROVIDER3	3 3587	1	1	0	5
2557	WHERE WHEN USE DRUG	3 3588	1	1	0	9

VAR #	NAME	START TLOC	WIDTH/RESP	# RESP	MD1	MD2
2558	HOW FAR AWAY USE DRUG	3 3589	2	1	00	10
2559	USE DRUG NEIGHBORHOOD	3 3591	1	1	0	6
2560	WHERE R GOT DRUG	3 3592	1	1	0	8
2561	FAR AWAY R GOT DRUG	3 3593	2	1	00	10
2562	IN NEIGH. R GOT DRUG	3 3595	1	1	0	6
2563	R GOT DRUG-WHERE USE	3 3596	1	1	0	9
2564	R GOT DRUG-USE FAR AWAY3	3 3597	2	1	00	10
2565	R GOT DRUG-USE IN NEIGH3	3 3599	1	1	0	6
2566	WITH ANYONE USE DRUG	3 3600	1	1	9	6
2567	AGES WITH USE DRUGS	3 3601	1	4	0	7
2568	AGE WITH TOOK DRUGS1	3 3605	1	1	0	7
2569	AGE WITH TOOK DRUGS2	3 3606	1	1	0	7
2570	AGE WITH TOOK DRUGS3	3 3607	1	1	0	7
2571	AGE WITH TOOK DRUGS4	3 3608	1	1	0	7
2572	SEX WITH USE DRUGS	3 3609	1	4	0	3
2573	SEX WITH TOOK DRUGS 1	3 3613	1	1	0	3
2574	SEX WITH TOOK DRUGS 2	3 3614	1	1	0	3
2575	SEX WITH TOOK DRUGS 3	3 3615	1	1	0	3
2576	SEX WITH TOOK DRUGS 4	3 3616	1	1	0	3
2577	CLOSENESS WITH USE DRUG3	3 3617	1	4	0	5
2578	CLOSENESS WITH DRUGS 1	3 3621	1	1	0	5
2579	CLOSENESS WITH DRUGS 2	3 3622	1	1	0	5
2580	CLOSENESS WITH DRUGS 3	3 3623	1	1	0	5

VAR #	NAME	START TLOC	WIDTH/RESP	# RESP	MD1	MD2
2581	CLOSENESS WITH DRUGS 4	3 3624	1	1	0	5
2582	NO. WITH R TOOK DRUGS	3 3625	1	1	9	8
2583	AGE RANGE TOOK DRUGS	3 3626	1	1	0	8
2584	SEX GROUP TOOK DRUGS	3 3627	1	1	0	9
2585	WHO SUGGEST TAKE DRUG	3 3628	1	1	0	4
2586	AGE OF DRUG SUGGESTOR	3 3629	1	1	0	7
2587	SEX OF DRUG SUGGESTOR	3 3630	1	1	0	3
2588	CLOSENESS SUGGEST DRUG	3 3631	1	1	0	5
2589	WHEN TOOK DRUGS YR	3 3632	1	1	9	8
2590	WHEN TOOK DRUGS MO	3 3633	2	1	99	51
2591	WHEN TOOK DRUGS DAY	3 3635	1	1	9	9
2592	WHEN TOOK DRUGS TIME	3 3636	1	1	9	9
2593	TELL ANYONE TOOK DRUGS	3 3637	1	1	9	6
2594	USED DRUG NO. TOLD	3 3638	1	1	0	5
2595	WHO TOLD TOOK DRUGS	3 3639	1	2	0	8
2596	WHO TOLD TOOK DRUGS 1	3 3641	1	1	0	9
2597	WHO TOLD TOOK DRUGS 2	3 3642	1	1	0	9
2598	CAUGHT USING DRUGS	3 3643	1	1	9	6
2599	WHO CAUGHT USING DRUGS	3 3644	1	1	0	9
2600	HOW CAUGHT USING DRUGS	3 3645	1	1	0	8

VAR #	NAME	START TLOC	WIDTH/RESP	# RESP	MD1	MD2
2601	AFTER USING DRUGS	3 3646	2	2	00	89
2602	AFTER USING DRUGS 1	3 3650	2	1	00	89
2603	AFTER USING DRUGS 2	3 3652	2	1	00	89
2604	PARENTS FIND OUT DRUGS	3 3654	1	1	9	6
2605	HOW P'S FOUND OUT DRUGS3	3 3655	1	1	0	9
2606	WHAT P'S DID DRUGS	3 3656	2	2	00	89
2607	WHAT P'S DID DRUGS 1	3 3660	2	1	00	89
2608	WHAT P'S DID DRUGS 2	3 3662	2	1	00	89
2609	HOW OFTEN USE DRUGS	3 3664	1	1	0	8
2610	HOW SERIOUS USE DRUGS	3 3665	1	1		
2611	INCIDENT NUMBER GANG	3 3666	1	1	9	4
2612	WHERE GANG FIGHT AT	3 3667	1	1	9	9
2613	HOW FAR AWAY GANG FIGHT3	3 3668	2	1	99	10
2614	GANG FIGHT NEIGHBORHOOD3	3 3670	1	1	9	6
2615	NO. FRIENDS GANG FIGHT	3 3671	1	1	9	7
2616	AGE IN GANG FIGHT	3 3672	1	4	0	7
2617	AGE IN GANG FIGHT 1	3 3676	1	1	0	7
2618	AGE IN GANG FIGHT 2	3 3677	1	1	0	7
2619	AGE IN GANG FIGHT 3	3 3678	1	1	0	7
2620	AGE IN GANG FIGHT 4	3 3679	1	1	0	7
2621	SEX IN GANG FIGHT	3 3680	1	4	0	3
2622	SEX IN GANG FIGHT 1	3 3684	1	1	0	3
2623	SEX IN GANG FIGHT 2	3 3685	1	1	0	3

VAR #	NAME	START TLOC	WIDTH/RESP	# RESP	MD1	MD2	
2624	SEX IN GANG FIGHT 3	3	3686	1	1	0	3
2625	SEX IN GANG FIGHT 4	3	3687	1	1	0	3
2626	CLOSENESS IN GANG	3	3688	1	4	0	5
2627	CLOSENESS IN GANG 1	3	3692	1	1	0	5
2628	CLOSENESS IN GANG 2	3	3693	1	1	0	5
2629	CLOSENESS IN GANG 3	3	3694	1	1	0	5
2630	CLOSENESS IN GANG 4	3	3695	1	1	0	5
2631	NO. PERSONS IN GANG	3	3696	1	1	9	8
2632	AGE-RANGE IN GANG	3	3697	1	1	0	8
2633	SEX GROUP OF GANG	3	3698	1	1	0	9
2634	NO. BOYS OTHER BUNCH	3	3699	1	1	9	7
2635	NO. GIRLS OTHER BUNCH	3	3700	1	1	9	7
2636	TOTAL NO. OTHER BUNCH	3	3701	1	1	9	7
2637	SEX COMP. OTHER BUNCH	3	3702	1	1	9	6
2638	HOW GANG FIGHT STARTED	3	3703	1	1	9	9
2639	WHO START GANG FIGHT	3	3704	1	1	9	9
2640	REL, RACE REF. IN FIGHT	3	3705	1	1	9	6
2641	GANG FIGHT PLAN BEFORE	3	3706	1	1	9	5
2642	HURT ANYONE-GANG FIGHT	3	3707	1	1	9	6
2643	HOW BAD HURT-GANG FIGHT	3	3708	1	1	0	6

VAR #	NAME	START TLOC	WIDTH/RESP	# RESP	MD1	MD2	
2644	WHO SUGGEST GANG FIGHT	3	3709	1	1	9	4
2645	AGE GANG FIGHT SUGGEST	3	3710	1	1	0	7
2646	SEX GANG FIGHT SUGGEST	3	3711	1	1	0	3
2647	CLOSE. GANG FIGHT SUG	3	3712	1	1	0	5
2648	WHEN GANG FIGHT YR	3	3713	1	1	9	8
2649	WHEN GANG FIGHT MO	3	3714	2	1	99	51
2650	WHEN GANG FIGHT DAY	3	3716	1	1	9	9
2651	WHEN GANG FIGHT TIME	3	3717	1	1	9	9
2652	TELL ANYONE GANG FIGHT	3	3718	1	1	9	6
2653	HOW MANY R TELL GANG	3	3719	1	1	0	5
2654	WHO TELL GANG FIGHT	3	3720	1	2	0	9
2655	WHO TELL GANG 1	3	3722	1	1	0	9
2656	WHO TELL GANG 2	3	3723	1	1	0	9
2657	ANYONE CATCH GANG FIGHT	3	3724	1	1	9	6
2658	WHO CAUGHT GANG FIGHT	3	3725	1	1	0	9
2659	HOW CAUGHT GANG FIGHT	3	3726	1	1	0	8
2660	AFTER GANG FIGHT	3	3727	2	2	00	89
2661	AFTER CAUGHT GANG 1	3	3731	2	1	00	89
2662	AFTER CAUGHT GANG 2	3	3733	2	1	00	89
2663	PARENTS FIND OUT GANG	3	3735	1	1	9	6
2664	HOW P'S FIND OUT GANG	3	3736	1	1	0	9
2665	WHAT P'S DID GANG	3	3737	2	2	00	89
2666	WHAT P'S DID GANG1	3	3741	2	1	00	89

VAR #	NAME	START TLOC	WIDTH/RESP	# RESP	MD1	MD2	
2667	WHAT P'S DID GANG2	3	3743	2	1	00	89
2668	HOW OFTEN IN GANG FIGHT	3	3745	1	1	0	8
2669	HOW SERIOUS GANG FIGHT	3	3746	1	1	9	4
2670	INCIDENT NUMBER GUN	3	3747	1	1	9	4
2671	WHAT CARRY GUN-KNIFE	3	3748	1	1	9	9
2672	KIND OF GUN-KNIFE ETC.	3	3749	1	1	9	9
2673	WHEN CARRY GUN-KNIFE	3	3750	1	1	9	5
2674	HOW OFTEN CARRY KNIFE	3	3751	1	1	0	6
2675	WHY CARRY GUN-KNIFE	3	3752	1	1	0	9
2676	GENERAL. OF CARRY REA	3	3753	1	1	0	5
2677	HOW GET GUN-KNIFE	3	3754	1	1	0	9
2678	TELL ANYONE CARRY GUN	3	3755	1	1	0	6
2679	HOW MANY TELL CARRY	3	3756	1	1	0	5
2680	WHO TELL CARRY KNIFE	3	3757	1	2	0	8
2681	WHO TELL CARRY 1	3	3759	1	1	0	8
2682	WHO TELL CARRY 2	3	3760	1	1	0	8
2683	ANYONE CATCH CARRY	3	3761	1	1	0	6
2684	WHO CAUGHT CARRY	3	3762	1	1	0	9
2685	HOW CAUGHT CARRY	3	3763	1	1	0	8
2686	AFTER CAUGHT CARRY	3	3764	2	2	00	89

VAR #	NAME	START TLOC	WIDTH/RESP	# RESP	MD1	MD2	
2687	AFTER CAUGHT CARRY 1	3	3768	2	1	00	89
2688	AFTER CAUGHT CARRY 2	3	3770	2	1	00	89
2689	PARENTS FIND OUT CARRY	3	3772	1	1	0	6
2690	HOW P'S FIND OUT CARRY	3	3773	1	1	0	9
2691	WHAT P'S DID CARRY	3	3774	2	2	00	89
2692	WHAT P'S DID CARRY 1	3	3778	2	1	00	89
2693	WHAT P'S DID CARRY 2	3	3780	2	1	00	89
2694	EVER CARRY OTHER GUN-KN	3	3782	1	1	9	6
2695	HOW SERIOUS CARRY	3	3783	1	1	9	4
2696	INCIDENT NUMBER CAR	3	3784	1	1	9	6
2697	KNOW WHO OWNED CAR	3	3785	1	1	9	6
2698	WHOSE CAR WAS IT	3	3786	1	1	0	9
2699	WHAT ACCESS TO CAR	3	3787	1	1	9	3
2700	HOW START THE CAR	3	3788	1	1	9	9
2701	WHERE CAR WHEN TOOK	3	3789	1	1	9	9
2702	HOW FAR CAR FROM HOUSE	3	3790	2	1	99	10
2703	CAR IN NEIGHBORHOOD	3	3792	1	1	9	6
2704	WITH ANYONE TAKE CAR	3	3793	1	1	9	6
2705	AGES WITH TAKE CAR	3	3794	1	4	0	7
2706	AGE WITH TAKE CAR 1	3	3798	1	1	0	7
2707	AGE WITH TAKE CAR 2	3	3799	1	1	0	7
2708	AGE WITH TAKE CAR 3	3	3800	1	1	0	7
2709	AGE WITH TAKE CAR 4	3	3801	1	1	0	7

VAR #	NAME	START TLOC	WIDTH/RESP	# RESP	MD1	MD2
2710	SEX WITH TAKE CAR	3 3802	1	4	0	3
2711	SEX WITH TAKE CAR 1	3 3806	1	1	0	3
2712	SEX WITH TAKE CAR 2	3 3807	1	1	0	3
2713	SEX WITH TAKE CAR 3	3 3808	1	1	0	3
2714	SEX WITH TAKE CAR 4	3 3809	1	1	0	3
2715	CLOSENESS TAKE CAR	3 3810	1	4	0	3
2716	CLOSENESS TAKE CAR 1	3 3814	1	1	0	5
2717	CLOSENESS TAKE CAR 2	3 3815	1	1	0	5
2718	CLOSENESS TAKE CAR 3	3 3816	1	1	0	5
2719	CLOSENESS TAKE CAR 4	3 3817	1	1	0	5
2720	NO. PERSONS TAKE CAR	3 3818	1	1	0	5
2721	AGE-RANGE TAKE CAR	3 3819	1	1	9	8
2722	SEX GROUP TAKE CAR	3 3820	1	1	0	8
2723	R TAKE PART TAKE CAR	3 3821	1	1	0	9
2724	WHO SUGGEST TAKE CAR	3 3822	1	1	0	3
2725	AGE SUGGEST TAKE CAR	3 3823	1	1	0	4
2726	SEX SUGGEST TAKE CAR	3 3824	1	1	0	7
2727	CLOSENESS SUG TAKE CAR	3 3825	1	1	0	3
2728	WHY TAKE CAR	3 3826	1	1	9	5
2729	WHAT DO FIRST WITH CAR	3 3827	1	1	0	9

VAR #	NAME	START TLOC	WIDTH/RESP	# RESP	MD1	MD2
2730	FINALLY DO WITH CAR	3 3828	1	1	0	9
2731	WHEN TAKE CAR YR	3 3829	1	1	9	8
2732	WHEN TAKE CAR MO	3 3830	2	1	99	51
2733	WHEN TAKE CAR DAY	3 3832	1	1	9	9
2734	WHEN TAKE CAR TIME	3 3833	1	1	9	9
2735	DECIDE BEFORE TAKE CAR	3 3834	1	1	9	5
2736	TELL ANYONE TAKE CAR	3 3835	1	1	9	6
2737	HOW MANY TELL TAKE CAR	3 3836	1	1	0	5
2738	WHO TELL TAKE CAR	3 3837	1	2	0	9
2739	WHO TELL TAKE CAR 1	3 3839	1	1	0	9
2740	WHO TELL TAKE CAR 2	3 3840	1	1	0	9
2741	ANYONE CATCH TAKE CAR	3 3841	1	1	9	6
2742	WHO CAUGHT TAKE CAR	3 3842	1	1	0	9
2743	HOW CAUGHT TAKE CAR	3 3843	1	1	0	8
2744	AFTER CAUGHT TAKING CAR	3 3844	2	2	00	89
2745	AFTER CAUGHT TAKE CAR 13	3 3848	2	1	00	89
2746	AFTER CAUGHT TAKE CAR 23	3 3850	2	1	00	89
2747	PARENTS CATCH TAKE CAR	3 3852	1	1	9	6
2748	HOW P'S FIND OUT CAR	3 3853	1	1	0	9
2749	WHAT P'S DID TAKE CAR	3 3854	2	2	00	89
2750	WHAT P'S DID TAKE CAR1	3 3858	2	1	00	89
2751	WHAT P'S DID TAKE CAR2	3 3860	2	1	00	89
2752	HOW MANY CARS TAKE	3 3862	1	1	0	8

VAR #	NAME	START TLOC	WIDTH/RESP	# RESP	MD1	MD2
2753	HOW SERIOUS TAKE CAR	3 3863	1	1		
2754	NUMBER OF PEERS LISTED	3 3864	2	1		
2755	PEER 1 AGE	3 3866	2	1	00	99
2756	PEER 1 SEX	3 3868	1	1	0	3
2757	PEER 1 CLOSENESS	3 3869	1	1	0	5
2758	PEER 1 TIMES MENTIONED	3 3870	1	1	0	9
2759	PEER 2 AGE	3 3871	2	1	00	99
2760	PEER 2 SEX	3 3873	1	1	0	3
2761	PEER 2 CLOSENESS	3 3874	1	1	0	5
2762	PEER 2 TIMES MENTIONED	3 3875	1	1	0	9
2763	PEER 3 AGE	3 3876	2	1	00	99
2764	PEER 3 SEX	3 3878	1	1	0	3
2765	PEER 3 CLOSENESS	3 3879	1	1	0	5
2766	PEER 3 TIMES MENTIONED	3 3880	1	1	0	9
2767	PEER 4 AGE	3 3881	2	1	00	99
2768	PEER 4 SEX	3 3883	1	1	0	3
2769	PEER 4 CLOSENESS	3 3884	1	1	0	5
2770	PEER 4 TIMES MENTIONED	3 3885	1	1	0	9
2771	PEER 5 AGE	3 3886	2	1	00	99
2772	PEER 5 SEX	3 3888	1	1	0	3

VAR #	NAME	START TLOC	WIDTH/RESP	# RESP	MD1	MD2
2773	PEER 5 CLOSENESS	3 3889	1	1	0	5
2774	PEER 5 TIMES MENTIONED	3 3890	1	1	0	9
2775	PEER 6 AGE	3 3891	2	1	00	99
2776	PEER 6 SEX	3 3893	1	1	0	3
2777	PEER 6 CLOSENESS	3 3894	1	1	0	5
2778	PEER 6 TIMES MENTIONED	3 3895	1	1	0	9
2779	PEER 7 AGE	3 3896	2	1	00	99
2780	PEER 7 SEX	3 3898	1	1	0	3
2781	PEER 7 CLOSENESS	3 3899	1	1	0	5
2782	PEER 7 TIMES MENTIONED	3 3900	1	1	0	9
2783	PEER 8 AGE	3 3901	2	1	00	99
2784	PEER 8 SEX	3 3903	1	1	0	3
2785	PEER 8 CLOSENESS	3 3904	1	1	0	5
2786	PEER 8 TIMES MENTIONED	3 3905	1	1	0	9
2787	PEER 9 AGE	3 3906	2	1	00	99
2788	PEER 9 SEX	3 3908	1	1	0	3
2789	PEER 9 CLOSENESS	3 3909	1	1	0	5
2790	PEER 9 TIMES MENTIONED	3 3910	1	1	0	9
2791	PEER 10 AGE	3 3911	2	1	00	99
2792	PEER 10 SEX	3 3913	1	1	0	3
2793	PEER 10 CLOSENESS	3 3914	1	1	0	5
2794	PEER 10 TIMES MENTIONED	3 3915	1	1	0	9
2795	PEER 11 AGE	3 3916	2	1	00	99

VAR #	NAME	START TLOC	WIDTH/ RESP	# RESP	MD1	MD2
2796	PEER 11 SEX	3 3918	1	1	0	3
2797	PEER 11 CLOSENESS	3 3919	1	1	0	5
2798	PEER 11 TIMES MENTIONED	3 3920	1	1	0	9
2799	PEER 12 AGE	3 3921	2	1	00	99
2800	PEER 12 SEX	3 3923	1	1	0	3
2801	PEER 12 CLOSENESS	3 3924	1	1	0	5
2802	PEER 12 TIMES MENTIONED	3 3925	1	1	0	9
2803	PEER 13 AGE	3 3926	2	1	00	99
2804	PEER 13 SEX	3 3928	1	1	0	3
2805	PEER 13 CLOSENESS	3 3929	1	1	0	5
2806	PEER 13 TIMES MENTIONED	3 3930	1	1	0	9
2807	PEER 14-AGE	3 3931	2	1	00	99
2808	PEER 14-SEX	3 3933	1	1	0	3
2809	PEER 14-CLOSENESS	3 3934	1	1	0	5
2810	PEER 14-TIMES MENTIONED	3 3935	1	1	0	9
2811	PEER 15-AGE	3 3936	2	1	00	99
2812	PEER 15-SEX	3 3938	1	1	0	3
2813	PEER 15-CLOSENESS	3 3939	1	1	0	5
2814	PEER 14-TIMES MENTIONED	3 3940	1	1	0	9
2815	PEER 16-AGE	3 3941	2	1	00	99

VAR #	NAME	START TLOC	WIDTH/ RESP	# RESP	MD1	MD2
2816	PEER 16-SEX	3 3943	1	1	0	3
2817	PEER 16-CLOSENESS	3 3944	1	1	0	5
2818	PEER 16-TIMES MENTIONED	3 3945	1	1	0	9
2819	PEER 17-AGE	3 3946	2	1	00	99
2820	PEER 17-SEX	3 3948	1	1	0	3
2821	PEER 17-CLOSENESS	3 3949	1	1	0	5
2822	PEER 17-TIMES MENTIONED	3 3950	1	1	0	9
2823	PEER 18-AGE	3 3951	2	1	00	99
2824	PEER 18-SEX	3 3953	1	1	0	3
2825	PEER 18-CLOSENESS	3 3954	1	1	0	5
2826	PEER 18-TIMES MENTIONED	3 3955	1	1	0	9
2827	PEER 19-AGE	3 3956	2	1	00	99
2828	PEER 19-SEX	3 3958	1	1	0	3
2829	PEER 19-CLOSENESS	3 3959	1	1	0	5
2830	PEER 19-TIMES MENTIONED	3 3960	1	1	0	9
2831	PEER 20-AGE	3 3961	2	1	00	99
2832	PEER 20-SEX	3 3963	1	1	0	3
2833	PEER 20-CLOSENESS	3 3964	1	1	0	5
2834	PEER 20-TIMES MENTIONED	3 3965	1	1	0	9
2835	ELIGIBLE RESPONDENT	3966	1	1	9	9
2836	NUMBER OF CALLS	3967	1	1	9	9
2837	RESULT OF CALL	3968	1	1	0	0
2838	ASSIGN DU OR NEGRO SUPP	3969	1	1	0	3

VAR #	NAME	START TLOC	WIDTH/ RESP	# RESP	MD1	MD2
2839	INTERVIEWER	3970	2	1	00	43
2840	TEACHERS UNDERSTAND	3972	1	1	9	6
2841	BETTER JOB	3973	1	1	9	6
2842	KID HANG AROUND WITH	3974	1	1	9	6
2843	DOING SOMETHING WORTH	3975	1	1	9	6
2844	GOOD BUNCH OF KIDS	3976	1	1	9	6
2845	TEACHERS FAIR	3977	1	1	9	6
2846	KID I ENJOY DATING THERE	3978	1	1	9	6
2847	DO THINGS FUN	3979	1	1	9	6
2848	I AM POPULAR AT SCH	3980	1	1	9	6
2849	HELPS IMPROVE ABILITY	3981	1	1	9	6
2850	GET INTO COLLEGE	3982	1	1	9	6
2851	TEACHER HELP KIDS LEARN	3983	1	1	9	6
2852	LEARNING ITSELF WORTH	3984	1	1	9	6
2853	SENSE OF ACCOMPLISHMENT	3985	1	1	9	6
2854	FATHER RIGHT AFFECTION	3986	1	1	9	6
2855	FATHER LETS DRESS	3987	1	1	9	6
2856	FATHER ACCEPTS AS PERSON	3988	1	1	9	6
2857	WANT TO LIKE FATHER	3989	1	1	9	6
2858	FATHER TELLS SPARE TIME	3990	1	1	9	6

VAR #	NAME	START TLOC	WIDTH/ RESP	# RESP	MD1	MD2
2859	FATHER HELPS PLANS	3991	1	1	9	6
2860	FATHER EASY CONFIDE	3992	1	1	9	6
2861	CLOSE TO FATHER	3993	1	1	9	6
2862	FATHER PUSHES BE BEST	3994	1	1	9	6
2863	FATHER SETS FEW RULES	3995	1	1	9	6
2864	M AND F GET ALONG WELL	3996	1	1	9	6
2865	MOTHER NO MORE THAN NEC.	3997	1	1	9	6
2866	MOTHER HELP WHEN SCARED	3998	1	1	9	6
2867	MOTHER TELLS SPARE TIME	3999	1	1	9	6
2868	MOTHER AND I DO THINGS	4000	1	1	9	6
2869	MOTHER EASY TO CONFIDE	4001	1	1	9	6
2870	CLOSE TO MOTHER	4002	1	1	9	6
2871	MOTHER PUSHES DO REST	4003	1	1	9	6
2872	WANT BE LIKE MOTHER	4004	1	1	9	6
2873	MOTHER RIGHT AFFECTION	4005	1	1	9	6
2874	MOTHER LETS DRESS	4006	1	1	9	6
2875	MOTHER SETS RULES	4007	1	1	9	6
2876	MOTHER HELPS PLANS	4008	1	1	9	6
2877	FAMILY ACCEPTS EACH	4009	1	1	9	6
2878	RAN AWAY FROM HOME	4010	1	1	9	3
2879	HIT A PARENT	4011	1	1	9	3
2880	SKIPPED A DAY OF SCHOOL	4012	1	1	9	3
2881	DAMAGE OR MESS UP	4013	1	1	9	3

VAR #	NAME	START TLOC	WIDTH/RESP	# RESP	MD1	MD2
2882	LIE ABOUT AGE	4014	1	1	9	3
2883	LIE ABOUT WHAT DO	4015	1	1	9	3
2884	TOOK SOMETHING	4016	1	1	9	3
2885	INJURED SOMEONE	4017	1	1	9	3
2886	THREATENED TO INJURE	4018	1	1	9	3
2887	WENT ONTO PROPERTY	4019	1	1	9	3
2888	WENT INTO BUILDING	4020	1	1	9	3
2889	CARRIED A GUN OR KNIFE	4021	1	1	9	3
2890	DRANK BEER, WINE, ETC.	4022	1	1	9	3
2891	USED DRUGS OR CHEM	4023	1	1	9	3
2892	TOOK PART IN GANG FIGHT	4024	1	1	9	3
2893	TOOK A CAR	4025	1	1	9	3
2894	GOOD THINGS ROLES 1	4026	1	1	0	8
2895	GOOD THINGS COMPARISON 1	4027	1	1	0	9
2896	GOOD THINGS SUBJECT 1	4028	2	1	00	89
2897	GOOD THINGS ROLES 2	4030	1	1	0	8
2898	GOOD THINGS COMPARISON 2	4031	1	1	0	9
2899	GOOD THINGS SUBJECT 2	4032	2	1	00	89
2900	GOOD THINGS ROLES 3	4034	1	1	0	8
2901	GOOD THINGS COMPARISON 3	4035	1	1	0	9

VAR #	NAME	START TLOC	WIDTH/RESP	# RESP	MD1	MD2
2902	GOOD THINGS SUBJECT 3	4036	2	1	00	89
2903	BAD THINGS ROLES 1	4038	1	1	0	9
2904	BAD THINGS COMPARISON 1	4039	1	1	0	9
2905	BAD THINGS SUBJECT 1	4040	2	1	00	89
2906	BAD THINGS ROLES 2	4042	1	1	0	9
2907	BAD THINGS COMPARISON 2	4043	1	1	0	9
2908	BAD THINGS SUBJECT 2	4044	2	1	00	89
2909	BAD THINGS ROLES 3	4046	1	1	0	9
2910	BAD THINGS COMPARISON 3	4047	1	1	0	9
2911	BAD THINGS SUBJECT 3	4048	2	1	00	89
2912	GOOD THINGS VS PROBLEMS	4050	1	1	0	4
2913	GOING TO SCHOOL	4051	1	1	9	6
2914	NO SCHOOL-WHY NOT	4052	1	1	0	8
2915	HOW OLD WHEN DROP OUT	4053	2	1	00	88
2916	GRADE WHEN DROP OUT	4055	2	1	00	88
2917	WHY DROP OUT	4057	2	1	00	10
2918	GRADE NOW	4059	2	1	00	13
2919	KIND OF SCHOOL	4061	1	1	0	6
2920	TYPE OF H.S. PROGRAM	4062	1	1	0	8
2921	SCHOOL SUBJECTS	4063	2	6	00	16
2922	FIRST SCHOOL SUBJECT	4075	2	1	00	16
2923	SECOND SCHOOL SUBJECT	4077	2	1	00	16
2924	THIRD SCHOOL SUBJECT	4079	2	1	00	16

VAR #	NAME	START TLOC	WIDTH/RESP	# RESP	MD1	MD2
2925	FOURTH SCHOOL SUBJECT	4081	2	1	00	16
2926	FIFTH SCHOOL SUBJECT	4083	2	1	00	16
2927	SIXTH SCHOOL SUBJECT	4085	2	1	00	16
2928	SCHOOL GRADES	4087	1	6	0	7
2929	GRADE, FIRST SUBJECT	4093	1	1	0	7
2930	GRADE, SECOND SUBJECT	4094	1	1	0	7
2931	GRADE, THIRD SUBJECT	4095	1	1	0	7
2932	GRADE, FOURTH SUBJECT	4096	1	1	0	7
2933	GRADE, FIFTH SUBJECT	4097	1	1	0	7
2934	GRADE, SIXTH SUBJECT	4098	1	1	0	7
2935	FINISH HIGH SCHOOL	4099	1	1	9	6
2936	WHY NOT FINISH H.S.	4100	2	1	00	88
2937	HOW SURE NOT FINISH H.S.	4102	1	1	0	6
2938	HOW SURE FINISH H.S.	4103	1	1	0	6
2939	PLAN GO TO COLLEGE	4104	1	1	9	9
2940	HOW SURE GO COLLEGE	4105	1	1	0	6
2941	IDEAL BOY-TALL-SHORT	4106	1	1	9	8
2942	I.B. STURDY	4107	1	1	9	8
2943	I.B. DELICATE	4108	1	1	9	8
2944	I. B. SMART	4109	1	1	9	8

VAR #	NAME	START TLOC	WIDTH/RESP	# RESP	MD1	MD2
2945	I.B. SLOW	4110	1	1	9	8
2946	I.B. FEARLESS	4111	1	1	9	8
2947	I.B. NOT GOOD LOOKING	4112	1	1	9	8
2948	I.B. YIELDING	4113	1	1	9	8
2949	I.B. GRUFF	4114	1	1	9	8
2950	I.B. DEPENDENT	4115	1	1	9	8
2951	I.B. STRONG	4116	1	1	9	8
2952	I.B. BRAVE	4117	1	1	9	8
2953	I.B. HELPLESS	4118	1	1	9	8
2954	I.B. GENTLE	4119	1	1	9	8
2955	I.B. SMOOTH	4120	1	1	9	8
2956	I.B. FRAIL	4121	1	1	9	8
2957	I.B. COOL	4122	1	1	9	8
2958	IDEAL GIRL TALL	4123	1	1	9	8
2959	I.G. STURDY	4124	1	1	9	8
2960	I.G. DELICATE	4125	1	1	9	8
2961	I.G. SMART	4126	1	1	9	8
2962	I.G. SLOW	4127	1	1	9	8
2963	I.G. FEARLESS	4128	1	1	9	8
2964	I.G. NOT GOOD LOOKING	4129	1	1	9	8
2965	I.G. YIELDING	4130	1	1	9	8
2966	I.G. GRUFF	4131	1	1	9	8
2967	I.G. DEPENDENT	4132	1	1	9	8

VAR #	NAME	START TLOC	WIDTH/ RESP	# RESP	MD1	MD2
2968	I.G. STRONG	4133	1	1	9	8
2969	I.G. BRAVE	4134	1	1	9	8
2970	I.G. HELPLESS	4135	1	1	9	8
2971	I.G. GENTLE	4136	1	1	9	8
2972	I.G. SMOOTH	4137	1	1	9	8
2973	I.G. FRAIL	4138	1	1	9	8
2974	I.G. COOL	4139	1	1	9	8
2975	CHART IDEAL BOY	4140	1	1	9	8
2976	CHART IDEAL GIRL	4141	1	1	9	8
2977	HAVE A MOTHER	4142	1	1	9	6
2978	HAVE A FATHER	4143	1	1	9	6
2979	HAVE A STEPMOTHER	4144	1	1	9	6
2980	HAVE A STEPFATHER	4145	1	1	9	6
2981	ANY OLDER SISTERS	4146	1	1	9	6
2982	NUMBER OLDER SISTERS	4147	1	1	0	9
2983	OLDER SISTERS' AGES	4148	2	3	00	99
2984	OLDER SISTER'S AGE 1	4154	2	1	00	99
2985	OLDER SISTER'S AGE 2	4156	2	1	00	99
2986	OLDER SISTER'S AGE 3	4158	2	1	00	99
2987	ANY YOUNGER SISTERS	4160	1	1	9	6

VAR #	NAME	START TLOC	WIDTH/ RESP	# RESP	MD1	MD2
2988	NUMBER YOUNGER SISTERS	4161	1	1	0	9
2989	YOUNGER SISTERS' AGES	4162	2	3	00	99
2990	YOUNGER SISTER'S AGE 1	4168	2	1	00	99
2991	YOUNGER SISTER'S AGE 2	4170	2	1	00	99
2992	YOUNGER SISTER'S AGE 3	4172	2	1	00	99
2993	ANY OLDER BROTHERS	4174	1	1	9	6
2994	NUMBER OLDER BROTHERS	4175	1	1	0	9
2995	OLDER BROTHERS' AGES	4176	2	3	00	99
2996	OLDER BROTHER'S AGE 1	4182	2	1	00	99
2997	OLDER BROTHER'S AGE 2	4184	2	1	00	99
2998	OLDER BROTHER'S AGE 3	4186	2	1	00	99
2999	ANY YOUNGER BROTHERS	4188	1	1	9	6
3000	NUMBER YOUNGER BROTHERS	4189	1	1	0	9
3001	YOUNGER BROTHERS' AGES	4190	2	3	00	99
3002	YOUNGER BROTHER'S AGE 1	4196	2	1	00	99
3003	YOUNGER BROTHER'S AGE 2	4198	2	1	00	99
3004	YOUNGER BROTHER'S AGE 3	4200	2	1	00	99
3005	LIVING WITH MOTHER	4202	1	1	9	6
3006	LIVING WITH FATHER	4203	1	1	9	6
3007	LIVING WITH STEPMOTHER	4204	1	1	9	6
3008	LIVING WITH STEPFATHER	4205	1	1	9	6
3009	LIVING WITH OLDER SIS	4206	1	1	9	6
3010	NO. OLDER SIS LIVE WITH	4207	1	1	0	9

VAR #	NAME	START TLOC	WIDTH/ RESP	# RESP	MD1	MD2
3011	LIVE WITH YOUNGER SIS	4208	1	1	9	6
3012	NO. YOUNGER SIS LIVE WIT	4209	1	1	0	9
3013	LIVE WITH OLDER BROTHERS	4210	1	1	9	6
3014	NO. OLDER BRO. LIVE WITH	4211	1	1	0	9
3015	LIVE WITH YOUNGER BRO	4212	1	1	9	6
3016	NO. YOUNGER BRO LIVE WIT	4213	1	1	0	9
3017	OTHER FAMILY MEMBERS	4214	1	4	0	9
3018	OTHER FAMILY MEMBERS 1	4218	1	1	0	9
3019	OTHER FAMILY MEMBERS 2	4219	1	1	0	9
3020	OTHER FAMILY MEMBERS 3	4220	1	1	0	9
3021	OTHER FAMILY MEMBERS 4	4221	1	1	0	9
3022	WHY NOT LIVE WITH MOTHER	4222	1	1	0	9
3023	AGE LAST LIVE WITH MOTH	4223	2	1	00	99
3024	WHY NOT LIVE WITH DAD	4225	1	1	0	9
3025	AGE LAST LIVE WITH DAD	4226	2	1	00	99
3026	AGE BEGAN LIVING WITH	4228	2	1	00	99
3027	EVER SUBSTITUTE	4230	1	1	9	6
3028	WHO SUBSTITUTE	4231	1	1	0	9
3029	SUBSTITUTE FROM AGE	4232	2	1	00	99
3030	SUBSTITUTE TO AGE	4234	2	1	00	99

VAR #	NAME	START TLOC	WIDTH/ RESP	# RESP	MD1	MD2
3031	OWN OR RENT HCME	4236	1	1	9	8
3032	FATHER'S WORK	4237	1	1	0	6
3033	RETIRED-UNEMPLOYED	4238	1	1	0	6
3034	DAD WORK FOR SELF	4239	1	1	0	3
3035	WHO SUPPORTS FAMILY	4240	1	1	0	9
3036	MAIN SUPPORT WORK SELF	4241	1	1	0	3
3037	OWN OR RENT FARM	4242	1	1	0	4
3038	ACRES OPERATED	4243	4	1	0000	9999
3039	OWN LIVESTOCK	4247	1	1	0	6
3040	JOB 1 KIND OF LIVESTOCK	4248	1	5	0	9
3041	KIND OF LIVESTOCK 1	4253	1	1	0	9
3042	KIND OF LIVESTOCK 2	4254	1	1	0	9
3043	KIND OF LIVESTOCK 3	4255	1	1	0	9
3044	KIND OF LIVESTOCK 4	4256	1	1	0	9
3045	KIND OF LIVESTOCK 5	4257	1	1	0	9
3046	JOB 1 NO. OF LIVESTOCK	4258	3	5	000	999
3047	NUMBER OF LIVESTOCK 1	4273	3	1	000	999
3048	NUMBER OF LIVESTOCK 2	4276	3	1	000	999
3049	NUMBER OF LIVESTOCK 3	4279	3	1	000	999
3050	NUMBER OF LIVESTOCK 4	4282	3	1	000	999
3051	NUMBER OF LIVESTOCK 5	4285	3	1	000	999
3052	HOW MANY WORK ON FARM	4288	1	1	0	7
3053	OVER FATHER AT WORK	4289	1	1	0	6

VAR #	NAME	START TLOC	WIDTH/ RESP	# RESP	MD1	MD2
3054	BOSS'S BOSS FATHER	4290	1	1	0	6
3055	UNDER FATHER AT WORK	4291	1	1	0	6
3056	UNDER THOSE UNDER DAD	4292	1	1	0	6
3057	WORK FOR SELF, EMPLOY F	4293	1	1	0	7
3058	FATHER ANY OTHER JOB	4294	1	1	0	6
3059	OTHER JOB-SELF-OTHER	4295	1	1	0	3
3060	JOB 2-FARMER-OWN-RENT	4296	1	1	0	4
3061	JOB 2-FARMER ACRES	4297	4	1	0000	9999
3062	JOB 2-FARM-OWN LIVESTOCK	4301	1	1	0	6
3063	JOB 2-KIND OF LIVESTOCK	4302	1	5	0	9
3064	JOB 2-KIND OF LIVESTOCK1	4307	1	1	0	9
3065	JOB 2-KIND OF LIVESTOCK2	4308	1	1	0	9
3066	JOB 2-KIND OF LIVESTOCK3	4309	1	1	0	9
3067	JOB 2-KIND OF LIVESTOCK4	4310	1	1	0	9
3068	JOB 2-KIND OF LIVESTOCK5	4311	1	1	0	9
3069	JOB 2 NO. OF LIVESTOCK	4312	3	5	000	999
3070	JOB 2-NUMBER LIVESTOCK 1	4327	3	1	000	999
3071	JOB 2-NUMBER LIVESTOCK 2	4330	3	1	000	999
3072	JOB 2-NUMBER LIVESTOCK 3	4333	3	1	000	999
3073	JOB 2-NUMBER LIVESTOCK 4	4336	3	1	000	999

VAR #	NAME	START TLOC	WIDTH/ RESP	# RESP	MD1	MD2
3074	JOB 2-NUMBER LIVESTOCK 5	4339	3	1	000	999
3075	JOB 2-FARM-NUMBER WORK	4342	1	1	0	7
3076	OVER DAD AT WORK 2	4343	1	1	0	6
3077	OVER DAD'S BOSS 2	4344	1	1	0	6
3078	UNDER FATHER AT WORK 2	4345	1	1	0	6
3079	UNDER THOSE UNDER DAD 2	4346	1	1	0	6
3080	WORKING FOR DAD 2	4347	1	1	0	7
3081	JOBS IN LAST FIVE YEARS	4348	1	1	9	7
3082	OUT OF WORK IN YEARS	4349	1	1	0	6
3083	WEEKS OUT OF WORK	4350	3	1	000	999
3084	DOES MOTHER WORK	4353	1	1	0	6
3085	HOW MANY HRS. MOM WORK	4354	1	1	0	5
3086	MOM ANY OTHER JOB	4355	1	1	0	6
3087	MOM 2ND JOB HRS. WORK	4356	1	1	0	5
3088	SOURCE OF P GRANDF INFO	4357	1	1	9	5
3089	P. GRANDF SELF OR OTHER	4358	1	1	0	3
3090	OVER P GRANDF AT WORK	4359	1	1	0	6
3091	OVER P GRANDF'S BOSS	4360	1	1	0	6
3092	UNDER P GRANDF AT WORK	4361	1	1	0	6
3093	UNDER THOSE UNDER P GR	4362	1	1	0	6
3094	WORKING FOR P GRANDF	4363	1	1	0	7
3095	REL DAD GREW UP IN	4364	2	1	99	99
3096	SOURCE OF M GRANDF INFO	4366	1	1	9	5

VAR #	NAME	START TLOC	WIDTH/ RESP	# RESP	MD1	MD2
3097	M GRANDF SELF OR OTHER	4367	1	1	0	3
3098	OVER M GRANDF AT WORK	4368	1	1	0	6
3099	OVER M GRANDF'S BOSS	4369	1	1	0	6
3100	UNDER M GRANDF AT WORK	4370	1	1	0	6
3101	UNDER THOSE UNDER M GF	4371	1	1	0	6
3102	WORKING FOR M GRANDF	4372	1	1	0	7
3103	REL MOM GREW UP IN	4373	2	1	99	99
3104	NATIONALITY DAD'S SIDE	4375	1	1	0	9
3105	FATHER BORN IN US	4376	1	1	0	6
3106	NATIONALITY MOM'S SIDE	4377	1	1	0	9
3107	MOTHER BORN IN US	4378	1	1	0	6
3108	GRANDPARENTS OUTSIDE US	4379	1	1	0	6
3109	GRANDPARENTS BIRTHPLACE	4380	1	2	0	9
3110	WHERE GP'S BORN 1	4382	1	1	0	9
3111	WHERE GP'S BORN 2	4383	1	1	0	9
3112	FATHER'S SCHOOLING	4384	2	1	99	11
3113	KIND OF SCHOOL FATHER	4386	1	1	0	4
3114	MOTHER'S SCHOOLING	4387	2	1	99	11
3115	KIND OF SCHOOL MCTHER	4389	1	1	0	4
3116	RESPONDENT'S RELIGION	4390	2	1	99	99

VAR #	NAME	START TLOC	WIDTH/ RESP	# RESP	MD1	MD2
3117	WHERE JOB FALL ON LINE	4392	1	1	9	8
3118	ANY CLOSE FRIENDS	4393	1	1	9	6
3119	DEF. OF CLOSE FRIEND	4394	2	3	00	12
3120	DEF OF CLOSE FRIEND 1	4400	2	1	00	12
3121	DEF OF CLOSE FRIEND 2	4402	2	1	00	12
3122	DEF OF CLOSE FRIEND 3	4404	2	1	00	12
3123	NUMBER OF CLOSE FRIENDS	4406	2	1	00	99
3124	1ST FRIEND BOY OR GIRL	4408	1	1	0	3
3125	HOW LONG KNOW 1ST	4409	2	1	00	99
3126	HOW OLD 1ST FRIEND	4411	2	1	00	99
3127	2ND FRIEND BOY OR GIRL	4413	1	1	0	3
3128	HOW LONG KNOW 2ND	4414	2	1	00	99
3129	HOW OLD 2ND FRIEND	4416	2	1	00	99
3130	3RD FRIEND BOY OR GIRL	4418	1	1	0	3
3131	HOW LONG KNOW 3RD	4419	2	1	00	99
3132	HOW OLD 3RD FRIEND	4421	2	1	00	99
3133	IF CLOSE WHAT MEAN	4423	2	3	00	99
3134	IF CLOSE WHAT MEAN 1	4429	2	1	00	99
3135	IF CLOSE WHAT MEAN 2	4431	2	1	00	99
3136	IF CLOSE WHAT MEAN 3	4433	2	1	00	99
3137	ANY KIDS HANG AROUND	4435	1	1	0	6
3138	HOW MANY HANG AROUND	4436	2	1	00	99
3139	FATHER KNOW FRIENDS	4438	1	1	0	9

VAR #	NAME	START TLOC	WIDTH/ RESP	# RESP	MD1	MD2
3140	DAD FEEL ABOUT FRIENDS	4439	1	1	0	5
3141	DIMENSION DAD'S FEELINGS	4440	1	1	0	9
3142	MOTHER KNOW FRIENDS	4441	1	1	0	9
3143	MOM FEEL ABOUT FRIENDS	4442	1	1	0	5
3144	DIMENSION MOM'S FEELING	4443	1	1	0	9
3145	WOULD YOU SAY FATHER	4444	1	1	0	6
3146	WOULD YOU SAY MOTHER	4445	1	1	0	6
3147	OUT ON ANY DATES	4446	1	1	9	6
3148	HOW MANY PAST MONTH	4447	2	1	00	99
3149	DATE IN GROUPS OR NOT	4449	1	1	0	3
3150	DATE DIFF OR SAME	4450	1	1	0	3
3151	GO STEADY	4451	1	1	0	6
3152	HOW LONG GO STEADY	4452	2	1	00	99
3153	HOW OLD START GO STEADY	4454	2	1	00	99
3154	EVER GONE STEADY	4456	1	1	0	6
3155	HOW OLD EVER GO STEADY	4457	2	1	00	99
3156	BOYS-MOTHER KNOW DATES	4459	1	1	0	9
3157	BOY-MOM FEEL ABOUT DATE	4460	1	1	0	5
3158	BOY-DIM. USED FOR FEEL	4461	1	1	0	9
3159	BOY-WOULD SAY MOM	4462	1	1	0	6

VAR #	NAME	START TLOC	WIDTH/ RESP	# RESP	MD1	MD2
3160	GIRL-DAD KNOW DATES	4463	1	1	0	9
3161	GIRL-DAD FEEL ABOUT DATE	4464	1	1	0	5
3162	GIRL-DIM. USED FOR DAD	4465	1	1	0	9
3163	GIRL-MOM KNOW DATES	4466	1	1	0	9
3164	GIRL-MOM FEEL ABOUT DAT	4467	1	1	0	5
3165	GIRL-DIM USED FOR MOM	4468	1	1	0	9
3166	GIRL-WOULD SAY FATHER	4469	1	1	0	6
3167	GIRL-WOULD SAY MOTHER	4470	1	1	0	6
3168	CLUBS OR GROUPS	4471	2	3	00	13
3169	CLUBS OR GROUPS 1	4477	2	1	00	13
3170	CLUBS OR GROUPS 2	4479	2	1	00	13
3171	CLUBS OR GROUPS 3	4481	2	1	00	13
3172	SEX TYPING OF GROUPS	4483	1	3	0	4
3173	SEX TYPING GROUP 1	4486	1	1	0	4
3174	SEX TYPING GROUP 2	4487	1	1	0	4
3175	SEX TYPING GROUP 3	4488	1	1	0	4
3176	SEX COMPOSITION OF GROUP	4489	1	3	0	3
3177	SEX COMPOSITION GROUP 1	4492	1	1	0	3
3178	SEX COMPOSITION GROUP 2	4493	1	1	0	3
3179	SEX COMPOSITION GROUP 3	4494	1	1	0	3
3180	NUMBER OF GROUPS MENTION	4495	1	1	9	9
3181	SEX TYPING SPARE TIME	4496	1	3	0	4
3182	SEX TYPING SPARE TIME 1	4499	1	1	0	4

VAR #	NAME	START TLOC	WIDTH/ RESP	# RESP	MD1	MD2
3097	M GRANDF SELF OR OTHER	4367	1	1	0	3
3098	OVER M GRANDF AT WORK	4368	1	1	0	6
3099	OVER M GRANDF'S BOSS	4369	1	1	0	6
3100	UNDER M GRANDF AT WORK	4370	1	1	0	6
3101	UNDER THOSE UNDER M GF	4371	1	1	0	6
3102	WORKING FOR M GRANDF	4372	1	1	0	7
3103	REL MOM GREW UP IN	4373	2	1	99	99
3104	NATIONALITY DAD'S SIDE	4375	1	1	0	9
3105	FATHER BORN IN US	4376	1	1	0	6
3106	NATIONALITY MOM'S SIDE	4377	1	1	0	9
3107	MOTHER BORN IN US	4378	1	1	0	6
3108	GRANDPARENTS OUTSIDE US	4379	1	1	0	6
3109	GRANDPARENTS BIRTHPLACE	4380	1	2	0	9
3110	WHERE GP'S BORN 1	4382	1	1	0	9
3111	WHERE GP'S BORN 2	4383	1	1	0	9
3112	FATHER'S SCHOOLING	4384	2	1	99	11
3113	KIND OF SCHOOL FATHER	4386	1	1	0	4
3114	MOTHER'S SCHOOLING	4387	2	1	99	11
3115	KIND OF SCHOOL MCTHER	4389	1	1	0	4
3116	RESPONDENT'S RELIGION	4390	2	1	99	99

VAR #	NAME	START TLOC	WIDTH/ RESP	# RESP	MD1	MD2
3117	WHERE JOB FALL ON LINE	4392	1	1	9	8
3118	ANY CLOSE FRIENDS	4393	1	1	9	6
3119	DEF. OF CLOSE FRIEND	4394	2	3	00	12
3120	DEF OF CLOSE FRIEND 1	4400	2	1	00	12
3121	DEF OF CLOSE FRIEND 2	4402	2	1	00	12
3122	DEF OF CLOSE FRIEND 3	4404	2	1	00	12
3123	NUMBER OF CLOSE FRIENDS	4406	2	1	00	99
3124	1ST FRIEND BOY OR GIRL	4408	1	1	0	3
3125	HOW LONG KNOW 1ST	4409	2	1	00	99
3126	HOW OLD 1ST FRIEND	4411	2	1	00	99
3127	2ND FRIEND BOY OR GIRL	4413	1	1	0	3
3128	HOW LONG KNOW 2ND	4414	2	1	00	99
3129	HOW OLD 2ND FRIEND	4416	2	1	00	99
3130	3RD FRIEND BOY OR GIRL	4418	1	1	0	3
3131	HOW LONG KNOW 3RD	4419	2	1	00	99
3132	HOW OLD 3RD FRIEND	4421	2	1	00	99
3133	IF CLOSE WHAT MEAN	4423	2	3	00	99
3134	IF CLOSE WHAT MEAN 1	4429	2	1	00	99
3135	IF CLOSE WHAT MEAN 2	4431	2	1	00	99
3136	IF CLOSE WHAT MEAN 3	4433	2	1	00	99
3137	ANY KIDS HANG AROUND	4435	1	1	0	6
3138	HOW MANY HANG AROUND	4436	2	1	00	99
3139	FATHER KNOW FRIENDS	4438	1	1	0	9

VAR #	NAME	START TLOC	WIDTH/ RESP	# RESP	MD1	MD2
3140	DAD FEEL ABOUT FRIENDS	4439	1	1	0	5
3141	DIMENSION DAD'S FEELINGS	4440	1	1	0	9
3142	MOTHER KNOW FRIENDS	4441	1	1	0	9
3143	MOM FEEL ABOUT FRIENDS	4442	1	1	0	5
3144	DIMENSION MOM'S FEELING	4443	1	1	0	9
3145	WOULD YOU SAY FATHER	4444	1	1	0	6
3146	WOULD YOU SAY MOTHER	4445	1	1	0	6
3147	OUT ON ANY DATES	4446	1	1	9	6
3148	HOW MANY PAST MONTH	4447	2	1	00	99
3149	DATE IN GROUPS OR NOT	4449	1	1	0	3
3150	DATE DIFF OR SAME	4450	1	1	0	3
3151	GO STEADY	4451	1	1	0	6
3152	HOW LONG GO STEADY	4452	2	1	00	99
3153	HOW OLD START GO STEADY	4454	2	1	00	99
3154	EVER GONE STEADY	4456	1	1	0	6
3155	HOW OLD EVER GO STEADY	4457	2	1	00	99
3156	BOYS-MOTHER KNOW DATES	4459	1	1	0	9
3157	BOY-MOM FEEL ABOUT DATE	4460	1	1	0	5
3158	BOY-DIM. USED FOR FEEL	4461	1	1	0	9
3159	BOY-WOULD SAY MOM	4462	1	1	0	6

VAR #	NAME	START TLOC	WIDTH/ RESP	# RESP	MD1	MD2
3160	GIRL-DAD KNOW DATES	4463	1	1	0	9
3161	GIRL-DAD FEEL ABOUT DATE	4464	1	1	0	5
3162	GIRL-DIM. USED FOR DAD	4465	1	1	0	9
3163	GIRL-MOM KNOW DATES	4466	1	1	0	9
3164	GIRL-MOM FEEL ABOUT DAT	4467	1	1	0	5
3165	GIRL-DIM USED FOR MOM	4468	1	1	0	9
3166	GIRL-WOULD SAY FATHER	4469	1	1	0	6
3167	GIRL-WOULD SAY MOTHER	4470	1	1	0	6
3168	CLUBS OR GROUPS	4471	2	3	00	13
3169	CLUBS OR GROUPS 1	4477	2	1	00	13
3170	CLUBS OR GROUPS 2	4479	2	1	00	13
3171	CLUBS OR GROUPS 3	4481	2	1	00	13
3172	SEX TYPING OF GROUPS	4483	1	3	0	4
3173	SEX TYPING GROUP 1	4486	1	1	0	4
3174	SEX TYPING GROUP 2	4487	1	1	0	4
3175	SEX TYPING GROUP 3	4488	1	1	0	4
3176	SEX COMPOSITION OF GROUP	4489	1	3	0	3
3177	SEX COMPOSITION GROUP 1	4492	1	1	0	3
3178	SEX COMPOSITION GROUP 2	4493	1	1	0	3
3179	SEX COMPOSITION GRQUP 3	4494	1	1	0	3
3180	NUMBER OF GROUPS MENTION	4495	1	1	9	9
3181	SEX TYPING SPARE TIME	4496	1	3	0	4
3182	SEX TYPING SPARE TIME 1	4499	1	1	0	4

VAR #	NAME	START TLOC	WIDTH/ RESP	# RESP	MD1	MD2
3183	SEX TYPING SPARE TIME 2	4500	1	1	0	4
3184	SEX TYPING SPARE TIME 3	4501	1	1	0	4
3185	ORGANIZATION SPARE	4502	1	3	0	5
3186	ORGANIZATION SPARE 1	4505	1	1	0	5
3187	ORGANIZATION SPARE 2	4506	1	1	0	5
3188	ORGANIZATION SPARE 3	4507	1	1	0	5
3189	SOC INTERACT SPARE	4508	1	3	0	5
3190	SOC INTERACT SPARE 1	4511	1	1	0	5
3191	SOC INTERACT SPARE 2	4512	1	1	0	5
3192	SOC INTERACT SPARE 3	4513	1	1	0	5
3193	NUMBER ACTIVITIES MENT	4514	1	1	9	9
3194	MYSELF-TALL-SHORT	4515	1	1	9	8
3195	MYSELF-STURDY	4516	1	1	9	8
3196	MYSELF-DELICATE	4517	1	1	9	8
3197	MYSELF-SMART	4518	1	1	9	8
3198	MYSELF-SLOW	4519	1	1	9	8
3199	MYSELF-FEARLESS	4520	1	1	9	8
3200	MYSELF-NOT GOOD LOOKING	4521	1	1	9	8
3201	MYSELF-YIELDING	4522	1	1	9	8
3202	MYSELF-GRUFF	4523	1	1	9	8

VAR #	NAME	START TLOC	WIDTH/ RESP	# RESP	MD1	MD2
3203	MYSELF-DEPENDENT	4524	1	1	9	8
3204	MYSELF-STRONG	4525	1	1	9	8
3205	MYSELF-BRAVE	4526	1	1	9	8
3206	MYSELF-HELPLESS	4527	1	1	9	8
3207	MYSELF-GENTLE	4528	1	1	9	8
3208	MYSELF-SMOOTH	4529	1	1	9	8
3209	MYSELF-FRAIL	4530	1	1	9	8
3210	MYSELF-COOL	4531	1	1	9	8
3211	LIKE TO BE-TALL	4532	1	1	9	8
3212	LIKE TO BE-STURDY	4533	1	1	9	8
3213	LIKE TO BE-DELICATE	4534	1	1	9	8
3214	LIKE TO BE-SMART	4535	1	1	9	8
3215	LIKE TO BE-SLOW	4536	1	1	9	8
3216	LIKE TO BE-FEARLESS	4537	1	1	9	8
3217	LIKE TO BE-N GOOD LOOK	4538	1	1	9	8
3218	LIKE TO BE-YIELDING	4539	1	1	9	8
3219	LIKE TO BE-GRUFF	4540	1	1	9	8
3220	LIKE TO BE-DEPENDENT	4541	1	1	9	8
3221	LIKE TO BE-STRONG	4542	1	1	9	8
3222	LIKE TO BE-BRAVE	4543	1	1	9	8
3223	LIKE TO BE-HELPLESS	4544	1	1	9	8
3224	LIKE TO BE-GENTLE	4545	1	1	9	8
3225	LIKE TO BE-SMOOTH	4546	1	1	9	8

VAR #	NAME	START TLOC	WIDTH/RESP	# RESP	MD1	MD2
3226	LIKE TO BE-FRAIL	4547	1	1	9	8
3227	LIKE TO BE-COOL	4548	1	1	9	8
3228	FIGURE LIKE YOU	4549	1	1	9	8
3229	RUN AWAY ALL TEENS	4550	2	1	99	11
3230	RUN AWAY YOUR FRIENDS	4552	2	1	99	11
3231	RUN AWAY GET CAUGHT	4554	2	1	99	11
3232	HIT PARENT ALL TEENS	4556	2	1	99	11
3233	HIT PARENT FRIENDS	4558	2	1	99	11
3234	HIT PARENT GET CAUGHT	4560	2	1	99	11
3235	SKIP A DAY ALL TEENS	4562	2	1	99	11
3236	SKIP A DAY YOUR FRIENDS	4564	2	1	99	11
3237	SKIP A DAY GET CAUGHT	4566	2	1	99	11
3238	DAMAGE ALL TEENS	4568	2	1	99	11
3239	DAMAGE YOUR FRIENDS	4570	2	1	99	11
3240	DAMAGE GET CAUGHT	4572	2	1	99	11
3241	LIE AGE ALL TEENS	4574	2	1	99	11
3242	LIE AGE YOUR FRIENDS	4576	2	1	99	11
3243	LIE AGE GET CAUGHT	4578	2	1	99	11
3244	LIE DO ALL TEENS	4580	2	1	99	11
3245	LIE DO YOUR FRIENDS	4582	2	1	99	11

VAR #	NAME	START TLOC	WIDTH/RESP	# RESP	MD1	MD2
3246	LIE DO GET CAUGHT	4584	2	1	99	11
3247	STEAL ALL TEENS	4586	2	1	99	11
3248	STEAL YOUR FRIENDS	4588	2	1	99	11
3249	STEAL GET CAUGHT	4590	2	1	99	11
3250	INJURE ALL TEENS	4592	2	1	99	11
3251	INJURE YOUR FRIENDS	4594	2	1	99	11
3252	INJURE GET CAUGHT	4596	2	1	99	11
3253	THREATEN ALL TEENS	4598	2	1	99	11
3254	THREATEN YOUR FRIENDS	4600	2	1	99	11
3255	THREATEN GET CAUGHT	4602	2	1	99	11
3256	ON PROPERTY ALL TEENS	4604	2	1	99	11
3257	ON PROPERTY FRIENDS	4606	2	1	99	11
3258	ON PROPERTY GET CAUGHT	4608	2	1	99	11
3259	INTO HOUSE ALL TEENS	4610	2	1	99	11
3260	INTO HOUSE YOUR FRIENDS	4612	2	1	99	11
3261	INTO HOUSE GET CAUGHT	4614	2	1	99	11
3262	DRINK ALL TEENS	4616	2	1	99	11
3263	DRINK YOUR FRIENDS	4618	2	1	99	11
3264	DRINK GET CAUGHT	4620	2	1	99	11
3265	USE DRUGS ALL TEENS	4622	2	1	99	11
3266	USE DRUGS YOUR FRIENDS	4624	2	1	99	11
3267	USE DRUGS GET CAUGHT	4626	2	1	99	11
3268	FIGHT ALL TEENS	4628	2	1	99	11

VAR #	NAME	START TLOC	WIDTH/RESP	# RESP	MD1	MD2
3269	FIGHT YOUR FRIENDS	4630	2	1	99	11
3270	FIGHT GET CAUGHT	4632	2	1	99	11
3271	CARRY GUN ALL TEENS	4634	2	1	99	11
3272	CARRY GUN FRIENDS	4636	2	1	99	11
3273	CARRY GUN GET CAUGHT	4638	2	1	99	11
3274	TAKE CAR ALL TEENS	4640	2	1	99	11
3275	TAKE CAR YOUR FRIENDS	4642	2	1	99	11
3276	TAKE CAR GET CAUGHT	4644	2	1	99	11
3277	GO ALL WAY ALL TEENS	4646	2	1	99	11
3278	GO ALL WAY FRIENDS	4648	2	1	99	11
3279	GO ALL WAY GET CAUGHT	4650	2	1	99	11
3280	AUTH AFFECT REPORTED	4652	1	1	0	4
3281	AUTH. DIM. REPORTED	4653	1	2	0	9
3282	AUTH DIM. REPORTED 1	4655	1	1	0	9
3283	AUTH DIM. REPORTED 2	4656	1	1	0	9
3284	INVOLVEMENT EFFECT REP.	4657	1	1	0	6
3285	WHY IS THAT REPORTED	4658	1	1	0	8
3286	EVER CAUGHT POLICE	4659	1	1	0	6
3287	UNREP AUTH AFFECT	4660	1	1	0	5
3288	UNREP. AUTH. DIMENSION	4661	1	2	0	9

VAR #	NAME	START TLOC	WIDTH/RESP	# RESP	MD1	MD2
3289	UNREP AUTH DIMENSION 1	4663	1	1	0	9
3290	UNREP AUTH DIMENSION 2	4664	1	1	0	9
3291	UNREP. INVOLVE EFFECT	4665	1	1	0	6
3292	WHY IS THAT UNREP	4666	1	1	0	8
3293	WHY BREAK LAW OFTEN	4667	2	3	00	99
3294	WHY BREAK LAW OFTEN 1	4673	2	1	00	99
3295	WHY BREAK LAW OFTEN 2	4675	2	1	00	99
3296	WHY BREAK LAW OFTEN 3	4677	2	1	00	99
3297	NEWSPAPER YOUR FAMILY	4679	1	1	9	9
3298	HOUSE YOUR FAMILY	4680	1	1	9	9
3299	INFLUENCE YOUR FAMILY	4681	1	1	9	9
3300	RESPECT YOUR FAMILY	4682	1	1	9	9
3301	AFFORD YOUR FAMILY	4683	1	1	9	9
3302	ADVICE YOUR FAMILY	4684	1	1	9	9
3303	SOCIETY YOUR FAMILY	4685	1	1	9	9
3304	CITIZENS YOUR FAMILY	4686	1	1	9	9
3305	NEWSPAPER AV FAMILY	4687	1	1	9	9
3306	HOUSE AVERAGE FAMILY	4688	1	1	9	9
3307	INFLUENCE AV. FAMILY	4689	1	1	9	9
3308	RESPECT AV. FAMILY	4690	1	1	9	9
3309	AFFORD AV. FAMILY	4691	1	1	9	9
3310	ADVICE AV. FAMILY	4692	1	1	9	9
3311	SOCIETY AV. FAMILY	4693	1	1	9	9

VAR #	NAME	START TLOC	WIDTH/ RESP	# RESP	MD1	MD2
3312	CITIZENS AV. FAMILY	4694	1	1	9	9
3313	NEWSPAPER FUTURE FAMILY	4695	1	1	9	9
3314	HOUSE FUTURE FAMILY	4696	1	1	9	9
3315	INFLUENCE FUTURE FAMILY	4697	1	1	9	9
3316	RESPECT FUTURE FAMILY	4698	1	1	9	9
3317	AFFORD FUTURE FAMILY	4699	1	1	9	9
3318	ADVICE FUTURE FAMILY	4700	1	1	9	9
3319	SOCIETY FUTURE FAMILY	4701	1	1	9	9
3320	CITIZENS FUTURE FAMILY	4702	1	1	9	9
3321	WHAT DO AFTER SCHOOL 1	4703	2	1	00	99
3322	WHAT DO AFTER SCHOOL 2	4705	2	1	00	99
3323	WHAT DO AFTER SCHOOL 3	4707	2	1	00	99
3324	WHAT DO AFTER SCHOOL 4	4709	2	1	00	99
3325	OLDEST AGE AFTER SCHOOL	4711	2	1	99	99
3326	MEANS-END CONGRUENCE	4713	1	1	9	4
3327	SEX OF RESPONDENT	4714	1	1	9	3
3328	STORY COMPLETION AFFECT	4715	1	1	0	5
3329	STARTED TO MENSTRUATE	4716	1	1	0	6
3330	HOW OLD FIRST PERIOD	4717	2	1	00	98
3331	INFORMATION BEFOREHAND	4719	1	1	0	6

VAR #	NAME	START TLOC	WIDTH/ RESP	# RESP	MD1	MD2
3332	AGE GOT INFORMATION	4720	2	1	00	98
3333	HOW FIND INFORMATION	4722	1	1	0	9
3334	ARE PERIODS REGULAR	4723	1	1	0	6
3335	WHEN BECAME REGULAR	4724	2	1	00	98
3336	ANY PAIN	4726	1	1	0	6
3337	LITTLE OR LOT PAIN	4727	1	1	0	3
3338	MOODY, DEPRESSED	4728	1	1	0	6
3339	LITTLE OR MUCH MOODY	4729	1	1	0	3
3340	CONCERNED PEOPLE KNOW	4730	1	1	0	9
3341	CONCERNED WHICH PEOPLE	4731	2	2	00	99
3342	CONCERNED WHICH PEOPLE 1	4735	2	1	00	99
3343	CONCERNED WHICH PEOPLE 2	4737	2	1	00	99
3344	LITTLE OR MUCH CONCERN	4739	1	1	0	3
3345	ANYTHING NOT DO	4740	1	1	0	6
3346	WHAT NOT DO	4741	1	2	0	9
3347	WHY NOT DO	4743	2	1	00	11
3348	AFFECT SHOULDN'T DO	4745	1	1	0	8
3349	HAVE HEADACHES	4746	1	1	9	6
3350	HOW OFTEN HAVE HEADACHES	4747	1	1	0	5
3351	OVERWEIGHT-UNDERWEIGHT	4748	1	1	9	6
3352	HEIGHT	4749	3	1	999	888
3353	WEIGHT	4752	3	1	999	888
3354	DATE OF BIRTH	4755	6	1	099999	088888

VAR #	NAME	START TLOC	WIDTH/ RESP	# RESP	MD1	MD2
3355	NUMBER DIFFERENT HOMES	4761	2	1	99	88
3356	HOW FAR FURTHEST HOME	4763	4	1	0000	8888
3357	WHERE FURTHEST HOME	4767	1	1	0	7
3358	WHERE BORN	4768	1	1	0	7
3359	WHERE LIVE MOST	4769	1	1	0	7
3360	EVER LIVE ON A FARM	4770	1	1	9	6
3361	HOW OLD LIVE ON FARM	4771	4	1	0000	8888
3362	RACE	4775	1	1	9	4
3363	SEX	4776	1	1	9	3
3364	SKIN	4777	1	1	9	4
3365	TOTAL INTERVIEW TIME	4778	3	1	999	999
3366	DATE OF INTERVIEW	4781	5	1		
3367	CODER NUMBER	4786	2	1		
3368	FORM A NO OF INCIDENTS	4788	1	1	9	4
3369	FORM B NO OF INCIDENTS	4789	1	1	9	4
3370	FORM C NO OF INCIDENTS	4790	1	1	9	4
3371	FORM D NO OF INCIDENTS	4791	1	1	9	4
3372	FORM E NO OF INCIDENTS	4792	1	1	9	4
3373	FORM F NO OF INCIDENTS	4793	1	1	9	4
3374	FORM G NO OF INCIDENTS	4794	1	1	9	4

VAR #	NAME	START TLOC	WIDTH/ RESP	# RESP	MD1	MD2
3375	FORM H NO OF INCIDENTS	4795	1	1	9	4
3376	FORM I NO OF INCIDENTS	4796	1	1	9	4
3377	FORM J NO OF INCIDENTS	4797	1	1	9	4
3378	FORM K NO OF INCIDENTS	4798	1	1	9	4
3379	FORM L NO OF INCIDENTS	4799	1	1	9	4
3380	FORM M NO OF INCIDENTS	4800	1	1	9	4
3381	FORM N NO OF INCIDENTS	4801	1	1	9	4
3382	FORM O NO OF INCIDENTS	4802	1	1	9	4
3383	FORM P NO OF INCIDENTS	4803	1	1	9	4
3384	FATHER'S OCCUPATION 1	4804	3	1	000	999
3385	FATHER'S LAST JOB	4807	3	1	000	999
3386	MAIN SUPPORT WHAT DO	4810	3	1	000	999
3387	2ND JOB WHAT DO	4813	3	1	000	999
3388	MOTHER'S JOBS	4816	3	2	000	999
3389	MOTHER WHAT DO 1	4822	3	1	000	999
3390	MOTHER WHAT DO 2	4825	3	1	000	999
3391	P GRANDFATHER DO	4828	3	1	999	999
3392	M GRANDFATHER DO	4831	3	1	999	999
3393	BEST JOB	4834	3	1	999	999
3394	WORST JOB	4837	3	1	999	999
3395	JOB SETTLE FOR	4840	3	1	999	999
3396	JOB FATHER CHOOSE	4843	3	1	999	999
3397	JOB MOTHER CHOOSE	4846	3	1	999	999

VAR #	NAME	START TLOC	WIDTH/RESP	# RESP	MD1	MD2
3398	OCCUPATION AFTER SCHOOL	4849	3	1	999	999
3399	SMSA LIVE MOST LIFE	4852	2	1	99	11
3400	SPARE TIME ACTIV. 1	4854	2	1	00	99
3401	SPARE TIME ACTIV. 2	4856	2	1	00	99
3402	SPARE TIME ACTIV. 3	4858	2	1	00	99
3403	WHAT NOT DO 1	4860	2	1	00	99
3404	WHAT NOT DO 2	4862	2	1	00	99
3405	HOW FIND OUT SHOULDN'T	4864	2	1	00	99
3406	AGE IN MONTHS	4866	3	1	000	999
3407	P.S.U.	4869	3	1	000	999
3408	ACHIEVEMENT PUSH	4872	3	1	999	999
3409	MOTHER AFFECTION	4875	4	1	9999	9999
3410	AUTONOMY INDEX 1	4879	3	1	999	999
3411	PARENTAL RESTRAINT	4882	3	1	999	999
3412	FATHERS AFFECTION	4885	4	1	9999	9999
3413	SELF CONCEPT SELF-LIKE	4889	4	1	9999	9999
3414	PERCEIVED MASCULINITY	4893	4	1	9999	9999
3415	PERCEIVED FEMINITY	4897	4	1	9999	9999
3416	SEX IDENT -M	4901	3	1	999	999
3417	SEX IDENT -F	4904	3	1	999	999

VAR #	NAME	START TLOC	WIDTH/RESP	# RESP	MD1	MD2
3418	IDEAL B - IDEAL G	4907	3	1	999	999
3419	SUBJECTIVE SES	4910	3	1	999	999
3420	CARD SORT DEL SUM	4913	2	1	99	99
3421	TOTAL NO OFFENCE FORMS	4915	2	1	99	99
3422	AVG DEL ALL TEENS	4917	3	1	999	999
3423	AVG DELINQUENCY FRIENDS	4920	3	1	999	999
3424	FR DEL-AVG DEL	4923	4	1	9999	9999
3425	PERCEPTION OF RISK	4927	3	1	999	999
3426	SES	4930	3	1	999	999
3427	SES MOBIL	4933	3	1	999	999
3428	FATHER 1ST OCC DUNCAN	4936	2	1	99	99
3429	FATHER LAST JOB DUNCAN	4938	2	1	99	99
3430	MAIN SUPPORT OCC DUNCAN	4940	2	1	99	99
3431	MAIN SUP 2ND JOB DUNCAN	4942	2	1	99	99
3432	MOTHER 1ST OCC DUNCAN	4944	2	1	99	99
3433	MOTHER 2ND OCC DUNCAN	4946	2	1	99	99
3434	P GRANDF OCC DUNCAN	4948	2	1	99	99
3435	M GRANDF OCC DUNCAN	4950	2	1	99	99
3436	BEST JOB DUNCAN	4952	2	1	99	99
3437	WORST JOB DUNCAN	4954	2	1	99	99
3438	JOB SETTLE FOR DUNCAN	4956	2	1	99	99
3439	JOB FA CHOOSE DUNCAN	4958	2	1	99	99
3440	JOB MO CHOOSE DUNCAN	4960	2	1	99	99

VAR #	NAME	START TLOC	WIDTH/RESP	# RESP	MD1	MD2
3441	OCC AFTER SCHOOL DUNCAN	4962	2	1	99	99
3442	SES 1 COL DUNCAN	4964	1	1	9	9
3443	SERIOUSNESS OF DEL	4965	4	1	9999	9999
3444	S-W INDEX	4969	3	1	999	999
3445	NO 2 OR 3 IN SERIOUS	4972	2	1	99	99
3446	WEIGHTED TOT FREQ OF DEL	4974	4	1	9999	9999
3447	AVG SCHOOL GRADES	4978	1	1	9	9
3448	MOTHER OCC 1 COL	4979	1	1	9	9
3449	FAM SUPPORT OCC 1 COL	4980	1	1	9	9
3450	SUBJECTIVE SES 1 COL	4981	1	1	9	9
3451	FATHER AFFECTION 1 COL	4982	1	1	9	9
3452	MOTHER AFFECTION 1 COL	4983	1	1	9	9
3453	PARENTAL RESTRAINT 1 COL	4984	1	1	9	9
3454	AUTONOMY 1 COL	4985	1	1	9	9
3455	ACHIEVEMENT PUSH 1 COL	4986	1	1	9	9
3456	JOB AFTER SCHOOL 1 COL	4987	1	1	9	9
3457	SELF CON SELF-LIKE 1 COL	4988	1	1	9	9
3458	I.B.-I.G. 1 COL	4989	1	1	9	9
3459	AGE 1 COL	4990	1	1	9	9
3460	SESMOBIL	4991	3	1	999	999

VAR #	NAME	START TLOC	WIDTH/RESP	# RESP	MD1	MD2
3461	RELIGION LENSKI 1 COL	4994	1	1	9	9
3462	NO DIFF HOMES 1 COL	4995	1	1	9	9
3463	SETTLE FOR-DAD'S JOB	4996	3	1	999	999
3464	SEX ID SELF-IDEAL CHART	4999	1	1	9	9
3465	RATIO SELF-IDEAL/DIFF BG	5000	3	1	999	999
3466	NO CLOSE FR 1 COL	5003	1	1	9	9
3467	CLOSE FR AGE INDEX	5004	1	1	9	9
3468	CLOSE FR SEX INDEX	5005	1	1	9	9
3469	GEOGRAPHIC MOBILITY	5006	1	1	9	9
3470	NO GENERATION IN COUNTRY	5007	1	1	9	9
3471	NO DATES 1 COL	5008	1	1	9	9
3472	ORG ST ACTIVITIES 1 COL	5009	1	1	9	9
3473	BIRTH ORDER	5010	1	1	9	9
3474	PARENT COMPOSITION	5011	1	1	9	9
3475	FAMILY SIZE	5012	1	1	9	9
3476	MOTHER'S MOBILITY	5013	3	1	999	999
3477	FATHER'S MOBILITY	5016	3	1	999	999
3478	REASON FAM BREAK	5019	1	1	9	9
3479	NUMBER OF SISTERS	5020	1	1	9	9
3480	NUMBER OF BROTHERS	5021	1	1	9	9
3481	SEX OF SIBLINGS	5022	1	1	9	9
3482	ANY BRO OR SIS	5023	1	1	9	9
3483	PAIN AND MOODINESS	5024	1	1	9	9

VAR #	NAME	START TLOC	WIDTH/ RESP	# RESP	MD1	MD2
3484	AGE AT DISRUPTION	5025	1	1	9	9
3485	EARLY OR LATE GO STEADY	5026	1	1	9	9
3486	SCHOOL WORTHWHILENESS	5027	3	1	999	999
3487	PEER GROUP AT SCHOOL	5030	3	1	999	999
3488	SCHOOL TEACHERS INDEX	5033	3	1	999	999
3489	FATHER OCC FARM RECODED	5036	2	1	99	99
3490	SEX-AGE-HGT-WGT FAT THIN	5038	1	1	9	9
3491	SESMOBIL 1 COL	5039	1	1	9	9
3492	SETTLE FOR-DAD'S 1 COL	5040	1	1	9	9
3493	RATIO SEL-IDEL/DIFBG 1 C	5041	1	1	9	9
3494	MOTHER MOBILITY 1 COL	5042	1	1	9	9
3495	FATHER MOBILITY 1 COL	5043	1	1	9	9
3496	SCHOOL WORTH 1 COL	5044	1	1	9	9
3497	PEER GROUP SCH 1 COL	5045	1	1	9	9
3498	SCHOOL TEACHERS 1 COL	5046	1	1	9	9
3499	SOC INTERACT ST ACT	5047	1	1	0	9
3500	AVG DEL ALL TEENS 1C	5048	1	1	9	9
3501	AVG DEL FRIENDS 1 COL	5049	1	1	9	9
3502	PERCEIVED RISK 1 COL	5050	1	1	9	9
3503	GOOD THINGS 2 COL	5051	2	1	19	19

VAR #	NAME	START TLOC	WIDTH/ RESP	# RESP	MD1	MD2
3504	BAD THINGS 2 COL	5053	2	1	19	19
3505	FEMINITY (IB-S)-(IG-S)	5055	4	1	9999	9999
3506	FEMINITY FROM CHART	5059	2	1	99	99
3507	RURAL-URBAN	5061	1	1	9	9
3508	P ASPIR WANT	5062	1	1	9	9
3509	FAM SUP OCC FARM REC	5063	2	1	99	99
3510	MOM'S WORK	5065	1	1	9	9
3511	MONTHS OUT OF WORK	5066	1	1	9	9
3512	SIB COMPOSITION	5067	1	1	9	9
3513	INTACTNESS	5068	1	1	9	9
3514	AGE AT DISRUPT 10-13	5069	1	1	9	9
3515	2 OR MORE BRO, SIS	5070	1	1	9	9
3516	FATHER'S OCC W-B	5071	1	1	9	9
3517	DAD'S LAST JOB W-B	5072	1	1	9	9
3518	MAIN SUPPORT W-B	5073	1	1	9	9
3519	MOTHER'S OCC W-B	5074	1	1	9	9
3520	BEST JOB W-B	5075	1	1	9	9
3521	WORST JOB W-B	5076	1	1	9	9
3522	JOB SETTLE FOR W-B	5077	1	1	9	9
3523	OCC AFTER SCHOOL W-B	5078	1	1	9	9
3524	NO. DATES BY AGE-SEX	5079	1	1	9	9
3525	SUBJSES NORM CODE	5080	1	1	9	9
3526	(IB-S)-(IG-S) 1 COL	5081	1	1	9	9

VAR #	NAME	START TLOC	WIDTH/ RESP	# RESP	MD1	MD2
3527	FEMINITY FROM CHART 1C	5082	1	1	9	9
3528	BEST JOB-WORST JOB	5083	3	1	999	999
3529	BEST JOB-SETTLE FOR	5086	3	1	999	999
3530	RATIO OF BEST-WORST-SET	5089	4	1	9999	9999
3531	EXPECTED JOB	5093	2	1	99	99
3532	EXPECTED-P GRANDF	5095	3	1	999	999
3533	EXPECTED-M GRANDF	5098	3	1	999	999
3534	JOB AFT SCH-P GRANDF	5101	3	1	999	999
3535	JOB AFT SCH-M GRANDF	5104	3	1	999	999
3536	FAM SUP OCC W-B	5107	1	1	9	9
3537	EXPECTED-DAD'S	5108	1	1	9	9
3538	JOB AFT SCH-DAD'S	5109	1	1	9	9
3539	BEST JOB-WORST JOB 1C	5110	1	1	9	9
3540	BEST JOB-SETTLE FOR 1C	5111	1	1	9	9
3541	RATIO BEST-WORST-SET	5112	1	1	9	9
3542	EXPECTED JOB 1 COL	5113	1	1	9	9
3543	EXPECTED-P GRANDF 1 COL	5114	1	1	9	9
3544	EXPECTED-M GRANDF 1 COL	5115	1	1	9	9
3545	JOB AFT SCH-P GRANDF 1C	5116	1	1	9	9
3546	JOB AFT SCH-M GRANDF 1C	5117	1	1	9	9

VAR #	NAME	START TLOC	WIDTH/ RESP	# RESP	MD1	MD2
3547	BEST JOB 1 COL	5118	1	1	9	9
3548	WORST JOB 1 COL	5119	1	1	9	9
3549	JOB SETTLE FOR 1 COL	5120	1	1	9	9
3550	%WHITE COLLAR 1 COL	5121	1	1	9	9
3551	% NEGRO 67 CCDB 1 COL	5122	1	1	9	9
3552	1959 MED INCOME 1 COL	5123	1	1	9	9
3553	HOME EQUIP 1 COL	5124	1	1	9	9
3554	PER CAP POLICE PRO 1 COL	5125	1	1	9	9
3555	POP/SQ MI 1 COL	5126	1	1	9	9
3556	URBANESS INDEX	5127	4	1	9999	9999
3557	SEX IDENT INDEX	5131	3	1	999	999
3558	MOBILITY ASPIR INDEX	5134	4	1	9999	9999
3559	JOB EXPECTATION INDEX	5138	4	1	9999	9999
3560	JOB ASPIR INDEX	5142	3	1	999	999
3561	URBANESS INDEX 1 COL	5145	1	1	9	9
3562	SEX IDENT INDEX 1 COL	5146	1	1	9	9
3563	MOBILITY ASPIR INDEX 1C	5147	1	1	9	9
3564	JOB EXPECTATION INDEX 1C	5148	1	1	9	9
3565	JOB ASPIR INDEX 1 COL	5149	1	1	9	9
3566	AFFLUENCE INDEX	5150	3	1	999	999
3567	AFFLUENCE INDEX 1 COL	5153	1	1	9	9
3568	>25 MEDIAN SCH 1 COL	5154	1	1	9	9
3569	% PUBLIC ASSIST	5155	1	1	9	9

VAR #	NAME	START TLOC	WIDTH/RESP	# RESP	MD1	MD2
3570	% COLLEGE	5156	1	1	9	9
3571	% UNEMPLOYED	5157	1	1	9	9
3572	AGE-RESTRAINT INTER	5158	1	1	9	9
3573	DATES-RESTRAINT INT	5159	1	1	9	9
3574	RACE-W.COLLAR INTER	5160	1	1	9	9
3575	AGE-REASON BREAK INT	5161	1	1	9	9
3576	GEO.MOBIL-W.COLLAR	5162	2	1	13	13
3577	NATION-RURAL INTER	5164	1	1	9	9
3578	% NEG-UNEMP INTER	5165	1	1	9	9
3579	NEGRO SES	5166	2	1	15	15
3580	NEGRO SES 1 COL	5168	1	1	9	9
3581	STATUS DISCREPENCY	5169	3	1	999	999
3582	STATUS DISCREPENCY 2	5172	3	1	999	999
3583	FAM SUP OCC FARM 1 COL	5175	1	1	9	9
3584	RELIGION GLOCK 1 COL	5176	1	1	9	9
3585	CERTAINTY GO TO COLLEGE	5177	1	1	9	9
3586	PROJECTIVE FUTURE SES	5178	3	1	999	999
3587	PROJ FUTURE SES 1 COL	5181	1	1	9	9
3588	AGE MENSTRUAL REGULARITY	5182	1	1	9	9
3589	CHARLY	5183	2	1	99	99

VAR #	NAME	START TLOC	WIDTH/RESP	# RESP	MD1	MD2
3590	CHARLY 1 COL	5185	1	1	9	9
3591	NO CLOSE FR MCA	5186	1	1	9	9
3592	SEX CLOSE FR MCA	5187	1	1	9	9
3593	AGE CLOSE FR OLD MCA	5188	1	1	9	9
3594	AGE CLOSE FR YNG MCA	5189	1	1	9	9
3595	DATING PATTERN MCA	5190	1	1	9	9
3596	DAD KNOW FR MCA	5191	1	1	9	9
3597	MOM KNOW FR MCA	5192	1	1	9	9
3598	WOULD SAY FATHER MCA	5193	1	1	9	9
3599	WOULD SAY MOTHER MCA	5194	1	1	9	9
3600	ORG ST ACTIVITIES MCA	5195	1	1	9	9
3601	NO GROUPS MCA	5196	1	1	9	9
3602	NEW S-W 2 COL	5197	2	1	99	99
3603	NO. FORM FOR X2	5199	1	1	9	9
3604	NEW S-W FOR X2	5200	1	1	9	9
3605	AGE BY YEAR	5201	1	1	9	9
3606	FAM SUP OCC FARM X2	5202	1	1	9	9
3607	NO. GROUPS MCA	5203	1	1	6	6
3608	NO. DATES MCA	5204	1	1	4	4
3609	DEL ALL TEENS MCA	5205	1	1	8	8
3610	DEL FRIENDS MCA	5206	1	1	6	6
3611	PERCEIVED RISK MCA	5207	1	1	8	8
3612	SERIOUSNESS 1 COL	5208	1	1	9	9

VAR #	NAME	START TLOC	WIDTH/RESP	# RESP	MD1	MD2
3613	AVG SERIOUSNESS	5209	3	1	999	999
3614	POTENCY	5212	3	1	999	999
3615	MANNER	5215	3	1	999	999
3616	POTENCY 1 COL	5218	1	1	9	9
3617	MANNER 1 COL	5219	1	1	9	9
3618	SERIOUSNESS FOR X2	5220	1	1	9	9
3619	POTENCY SELF-LIKE TO BE	5221	4	1	9999	9999
3620	MANNER SELF-LIKE TO BE	5225	4	1	9999	9999
3621	POTENCY SELF-LIKE 1 COL	5229	1	1	9	9
3622	MANNER SELF-LIKE 1 COL	5230	1	1	9	9
3623	DATE-RES RECODE	5231	1	1	9	9
3624	DATING PAT RECODE	5232	1	1	9	9
3625	NO. OFFICIAL RECORDS	5233	1	1	9	9
3626	PARENT RES DOMINANCE	5234	1	1	9	9
3627	PARENT RES DISCREPENCY	5235	1	1	9	9
3628	PAR RES DOM REDUCE	5236	1	1	9	9
3629	PAR RES DISC REDUCED	5237	1	1	9	9
3630	DATE-DOMINANCE INTER	5238	1	1	9	9
3631	BOY'S MANNER	5239	2	1	99	99
3632	GIRL'S MANNER	5241	2	1	99	99

VAR #	NAME	START TLOC	WIDTH/RESP	# RESP	MD1	MD2
3633	FLINT NO. FORMS	5243	2	1	99	99
3634	MANNER OF SAME SEX	5245	1	1	9	9
3635	OFFENSES PRIOR MEDIAN	5246	2	1	99	99
3636	FLINT S-W INDEX	5248	2	1	99	99
3637	FLINT SERIOUSNESS	5250	3	1	999	999
3638	FLINT NO 2 OR 3	5253	2	1	99	99
3639	POLICE CONTACTS	5255	1	1	9	9
3640	NEW INTACTNESS	5256	1	1	9	9
3641	NEW PER CAP POLICE	5257	1	1	9	9
3642	CAUGHT-NOT CAUGHT	5258	1	1	9	9
3643	FORM A OCCURANCES RAN	5259	2	1	9	9
3644	FORM B OCCURANCES HIT	5261	2	1	9	9
3645	FORM C OCCURANCES SKIP	5263	2	1	9	9
3646	FORM D OCCURANCES MESS	5265	2	1	9	9
3647	FORM E OCCURANCES LI AGE	5267	2	1	9	9
3648	FORM F OCCURANCES LIE DO	5269	2	1	9	9
3649	FORM G OCCURANCES STEAL	5271	2	1	9	9
3650	FORM H OCCURANCES INJURE	5273	2	1	9	9
3651	FORM I OCCURANCES THREAT	5275	2	1	9	9
3652	FORM J OCCURANCES TRESPS	5277	2	1	9	9
3653	FORM K OCCURANCES B&E	5279	2	1	9	9
3654	FORM L OCCURANCES LIQOUR	5281	2	1	9	9
3655	FORM M OCCURANCES DRUGS	5283	2	1	9	9

VAR #	NAME	START TLOC	WIDTH/RESP	# RESP	MD1	MD2
3656	FORM N OCCURANCES GANG	5285	2	1		
3657	FORM O OCCURANCES WEAPON	5287	2	1		
3658	FORM P OCCURANCES CAR	5289	2	1		
3659	SMSA LIVE MOST LIFE	5291	2	1	99	11
3660	NEW WGTD TOT FREQ OF DEL	5293	4	1	9999	9999

National Study of Youth
Information to Add to Documentation

V46-61: Results of Card-Sort by respondent into three categories for each type of incident. How many times have you done this? - -

NEVER, ONCE, MORE THAN ONCE, NA
code (1) (2) (3) (9)

V536-551: Number of Forms Used (Up to 3) for which data was coded (ie. this includes only forms with substantive information). One digit.
code 0-3 (ACTUAL # FORMS USED)

V811-826: Number of Occurances of each type of behavior in last 3 years as many as reported by R. Two digits.

ADDITIONS TO OCCUPATION CODE FOR G136-1 ONLY
CARD 25

<u>ISR ID. #</u>	
998	Don't Know
910	President, U.S.A.
911	Airplane Stewardess
912	Model
913	Peace Corps & Vista
914	Astronaut
915	Business Man
916	Criminal or Beggar
997	Other

Keimer
FILE CO

NSY
G136
Card 09

COPY

CODE BOOK
NATIONAL SURVEY OF YOUTH '67.
CARD 09

Cover sheet - No list

IBM
Column

1-4

Study # (G136)

5-6

Card # (09)

7-10

Interview # (0001-)

11

FROM COVER SHEET: Number of eligible respondents
(Number of 13-16 year olds having this D.U. as their permanent residence, whether living there at this time or not. Code from Qs. 6 and 7.)

Record actual number. (0-8)

8. 8 or more

9. NA

12

FROM COVER SHEET: Number of calls made by interviewer.

Record actual number. (0-8)

8. 8 or more

9. NA

13

FROM COVER SHEET: Result of call:

1. Interview completed
2. Interview partially completed
3. House vacant
4. Address not a dwelling
5. Refusal by initial contact (mother, father, other)
6. Refusal by selected respondent after listing completed
7. Respondent absent; someone at DU but selected R never available
8. No eligible respondent in DU
9. Other
0. NA

14

FROM COVER SHEET: Whether assigned DU or Negro supplement

1. Assigned DU (if no notation)
2. Negro supplement (written near address label)

IBM
Column

15-16

FROM COVER SHEET: Interviewer identification

- 01. Robert Adler
- 02. Andrea Adler
- 03. Charles Betsey
- 04. Barbara Betsey
- 05. Robert Bodkin
- 06. Elaine Bodkin
- 07. Ralph Foulke
- 08. Elinor Foulke
- 09. Marvin Freedman
- 10. Barbara Freedman
- 11. Chad Hansen
- 12. Judy Hansen
- 13. Dale Helland
- 14. Patricia Helland
- 15. Albert Johnson
- 16. Lane Johnson
- 17. Glenn Kummery
- 18. Arlene Kummery
- 19. Stephen McArthur
- 20. Judith McArthur
- 21. Cary Marmis
- 22. Fern Marmis
- 23. Wayne Martin
- 24. Mary Ellen Martin
- 25. William Murphy
- 26. Barbara Murphy
- 27. Steve Nelson
- 28. Gloria Nelson
- 29. Charles Pascal
- 30. Karen Pascal
- 31. Joseph Pearl
- 32. Nancy Pearl
- 33. Mark Richman
- 34. Irene Richman
- 35. Steve Schwartz
- 36. Cheryl Schwartz
- 37. Eric Stoelting
- 38. Laurie Stoelting
- 39. Bill Williams
- 40. Maxine Williams
- 41. James Behrman
- 42. Joyce Branch

CODE BOOK

NATIONAL SURVEY OF YOUTH '67

CARD 13

IBM
Column

1-4

5-6

7-10

Study # (G136)

Card # (13)

Interview # (0001-)

IBM
Column

11
(15)
(19)

1. What do you think are the good things about being a teenager in America today? TEEN-AGE ROLES REFERRED TO: FIRST MENTION.

- 1. Son/daughter
- 2. Student
- 3. Peer/friend (include dating)
- 4. Worker
- 5. Citizen
- 6. Believer (religious, church-related)
- 7. *Consumer*

- 9. DK, NA
- 0. No roles above mentioned or clearly implied.; no second or third mention

1. COMPARISON IS WITH - FIRST MENTION.

- 1. Teenagers in other countries beside U.S.
- 2. Teenagers in past generations
- 3. Teenagers in future generations
- 4. Younger children
- 5. Older people, adults

- 8. Other
- 9. DK, NA
- 0. No clear comparisons made; no second or third mention

12
(16)
(20)

13-14
(17-18)
(21-22)

1. What do you think are the good things about being a teenager in America today? SUBJECT MENTIONED: FIRST MENTION.

- 01. Family relations, parents, home life
- 02. Adults, grown-ups, unrelated to any specific social institution like the schools or churches.
- 03. Peers, teenagers, friends
- 04. Education, schools
- 05. Jobs, careers
- 06. Standard of living, affluence, availability of goods
- 07. Fun, things to do, activities of teenagers
- 08. Freedom, liberties in a democratic country
- 09. Freedom, independence, privileges at this stage of maturity *114 3. 7*
- 10. Responsibilities, grown-up status at this stage of maturity
- 11. This time in history: technological and scientific advances; new knowledge; more conveniences

- 88. Other
- 99. DK, NA
- 00. No subject mentioned.; no second or third mention

Make
a
Card

IBM
Column

15

1. ROLES REFERRED TO: SECOND MENTION
(use code for Col. 11)

16

1. COMPARISON IS WITH: SECOND MENTION
(use code for Col. 12)

17-18

1. SUBJECT MENTIONED: SECOND MENTION
(use code for Cols. 13-14)

19

1. ROLES REFERRED TO: THIRD MENTION
(use code for Col. 11)

20

1. COMPARISON IS WITH: THIRD MENTION
(use code for Col. 12)

21-22

1. SUBJECT MENTIONED: THIRD MENTION
(use code for Cols. 13-14)

IBM
Column

23
(27)
(31)

2. What are some of the problems of being a teenager in America today? TEEN-AGE ROLES REFERRED TO: FIRST MENTION.

1. Son/daughter
2. Student
3. Peer/friend (include dating)
4. Worker, job
5. Citizen, *travel*
6. Believer (religious, church-related)
7. Teenager: stereotype, adult prejudice, a minority all teenagers a bad image.
9. DK, NA
0. No roles above mentioned or clearly implied.

24
(28)
(32)

2. What are some of the problems of being a teenager in America today? COMPARISON IS WITH - FIRST MENTION.

1. Teenagers in other countries beside U.S.
2. Teenagers in past generations
3. Teenagers in future generations
4. Younger children
5. Older people, adults; *parents*
8. Other
9. DK, NA
0. No clear comparisons made

25-26
(29-30)
(33-34)

2. What are some of the problems of being a teenager in America today? SUBJECT MENTIONED: FIRST MENTION.

01. Family relations, parents, home life
02. Adults, grown-ups, unrelated to any specific social institution like the schools or churches.
03. Peers, teenagers, friends (code "delinquency" in 12)
04. Education, schools
05. Jobs, careers
06. Standard of living, affluence, availability of goods
07. Fun, things to do, activities for teenagers
08. Freedom, liberties in a democratic country.
09. Freedom, independence, pribileges at this stage of maturity
10. Responsibilities, grown-up status at this stage of maturity
11. This time in history: technological and scientific advances; new knowledge; more conveniences
12. Delinquency
13. *this problems, acne, pimples*
88. Other
99. DK, NA
00. No subject mentioned.

Make
a
Card

IBM
Column

27

28

29-30

31

32

33-34

35

NSY
G136
Card 13

2. ROLES REFERRED TO: SECOND MENTION
(use code for Col. 23)

2. COMPARISON IS WITH: SECOND MENTION
(use code for Col. 24)

2. SUBJECT MENTIONED: SECOND MENTION
(use code for Cols. 25-26).

2. ROLES REFERRED TO: THIRD MENTION
(use code for Col. 23)

2. COMPARISON IS WITH: THIRD MENTION
(use code for Col. 24)

2. SUBJECT MENTIONED: THIRD MENTION
(use code for Cols. 25-26)

1. & 2. SUMMARY CODE: Predominance of good things versus problems of being a teenager in America.

1. Mostly good things mentioned
2. Equal mentions of good things and problems
3. Mostly problems mentioned

9. NA
0. Inap. - questions 1 and/or 2 weren't answered.

MHI
mmuio9

VS

IBM
Column

36

Code 0 in
Cols. 37-43
Code 0 in
44-47

3. Are you going to school?

- 1. Yes
- 5. No
- 9. NA

37

3A. Why not?

Code
0
38-47

- 1. Dropped out.
- 2. Suspended
- 3. Expelled
- 4. Graduated
- 5. No school available
- 6. Illness
- 7. Other

- 9. NA; DK
- 0. Inap. = col. 36 is 1.

38-39

3B. How old were you when you dropped out?

Record actual age.

- 88. DK
- 99. NA
- 00. Inap. = col. 36 is 1 or col. 37 is other than 1.

40-41

3C. What grade were you in then?

Record actual age.

- 88. DK
- 99. NA
- 00. Inap. = col. 36 is coded 1; col. 37 other than 1.

IBM
Column

42-43

3D. Why did you drop out?

- 01. School too difficult, failing, can't learn
- 02. Not helpful for what R wants to do, doesn't need it.
- 03. Boring, dull, nothing to do
- 04. Had to go to work, needed money
- 05. Wanted to go to work, wanted money
- 06. Forced out: threat of expulsion for behavior (other than pregnant)
- 07. Forced out: pregnant
- 08. Teachers at fault: nasty, unfair, pick on R.
- 09. General: didn't like school

low
priority

- 88. DK
- 99. NA
- 00. Inap. - Col. 36 is 1 or Col. 37 is other than 1.

44-45

3E. What grade are you in now?

Record actual grade. (01-12)

- 88. DK
- 99. NA
- 00. Inap. - Col. 36 is 5.

46

3F. What school do you attend? (Kind of school)

- 1. Public
- 2. Parochial
- 3. Private
- 4. Trade school
- 5. Special education
- 6.
- 7.
- 8. DK
- 9. NA
- 0. Inap. - Col. 36 is 5.

Code 0 in
col. 47

47

3G. IF R ATTENDS HIGH SCHOOL - Would you say that your high school program is

- 1. College preparatory ^{Grade} 130
- 2. Business 15
- 3. General 100
- 4. Industrial, vocational 24
- 5.
- 6.
- 7. Other 2
- 8. DK
- 9. NA 8
- 0. Inap. - Col. 46 is 4, 5, or 0.; R is not attending a high school; col. 36 is 5.

IBM
column

48-49
50-51
52-53
54-55
56-57
58-59

Assign grade for
"Unified Studies"
or "Core Curriculum"
to both English and
Social Studies

4. Will you tell me what subjects you took and what
grades you got?

CODE 6 MENTIONS

- 01. English (literature, composition, grammar)
- 02. Natural & physical science (chemistry, physics, biology)
- 03. Social Studies (history, geography, economics, civics)
- 04. Mathematics
- 05. Vocational and business (woodwork, shop, typing, bookkeeping) *Crafts, r*
- 06. Languages (French, German, Latin, Spanish, Sanskrit)
- 07. Music (band, chorus, music appreciation)
- 08. Home economics (cooking, sewing)
- 09. Gym, *Health* *15. driver education*
- 10. Other
- 11. *speech, drama, debating*
- 12. *Religion, confirmation*
- 88. DK
- 13. *psychology, sociology, family living*
- 99. NA
- 00. Inap; no 2nd, 3rd, 4th, 5th or 6th mention

Make
Card

60, 61, 62,
63, 64, 65

4. Grade given for first subject mentioned.

CODE 6 MENTIONS

- 1. A 90-99
- 2. B 80-89
- 3. C 70-79
- 4. D 60-69
- 5. E 59 OR LESS
- 6. F; "failed"

USE ONLY IF NUMBER GRADES ARE NOT
GIVEN LETTER EQUIVALENTS BY THE
INTERVIEWER

- 8. DK
- 9. NA (Satisfactory; passed)
- 0. Inap. no 2nd, 3rd, 4th, 5th, or 6th mention

66

5. Do you plan to finish high school?

Code 0 in
cols. 67-69

Code 0 in
70-72

- 1. Yes
- 5. No
- 8. DK
- 9. NA

IBM
Column

67-68

5A. Why is that?

- 01. School too difficult, failing
- 02. Not helpful for what R wants to do, doesn't need it
- 03. Boring, dull, nothing to it
- 04. Need to go to work, needs money
- 05. Wants to go to work, wants money
- 06. Forced out: threat of expulsion for behavior (other than pregnant)
- 07. Forced out: pregnant
- 08. Teachers at fault: nasty, unfair, pick on R
- 09. General: don't like school

low
priority

- 87. Other
- 88. DK

- 99. NA
- 00. Inap. - Col 66 is 1, 8, or 9.

69

5B. How sure are you that you won't finish high school?

- 1. over 90% sure
- 2. better than 50%
- 3. about 50-50
- 4. less than 50% sure
- 5. less than 10% sure

- 8. DK
- 9. NA
- 0. Inap. - Col 66 is 1, 8, or 9.

IBM
Column

70

5C. How sure are you of that? Or what do you think your chances are of finishing high school?

- 1. over 90% sure/chance
- 2. better than 50% sure/chance
- 3. about 50-50
- 4. less than 50% sure/chance
- 5. less than 10% sure/chance

- 8. DK
- 9. NA
- 0. Inap. - Col 66 is 5.

71

5D. Do you plan to go to college?

- 1. Yes
- 5. No
- 8. DK
- 9. NA
- 7. Inap. - Col. 66 is 5.

Code 0
in
Col. 72

72

5E. How sure are you of that?

- 1. over 90% sure/chance
- 2. better than 50% sure/chance
- 3. about 50-50
- 4. less than 50% sure/chance
- 5. less than 10% sure/chance

- 8. DK
- 9. NA
- 0. Inap. - Col 66 is 5 or Col. 71 is 5.

CODE BOOK

NATIONAL SURVEY OF YOUTH '67

CARD 14

IBM
Column

1-4

5-6

7-10

Study # (G136)

Card # (14)

Interview # (4 digits)

Q. 6. REASONS FOR LIKING SCHOOL IBM CARD SORT

(NO CODING NECESSARY)

IBM
Column

Q's. 7-8 from pp. 1-2 of Response Sheet Booklet

11

Q. 7. Ideal boy - TALL:SHORT

- 1. One
- 2. Two
- 3. Three
- 4. Four
- 5. Five
- 6. Six
- 7. Seven

Use this code for
cols. 11-27

9. NA

12

Q. 7. Ideal boy - STURDY:EASILY INJURED

13

Q. 7. Ideal boy - DELICATE:RUGGED

14

Q. 7. Ideal boy - SMART: NOT SMART

15

Q. 7. Ideal boy - SLOW:QUICK

16

Q. 7. Ideal boy - FEARLESS:FEARFUL

17

Q. 7. Ideal boy - NOT GOOD LOOKING:GOOD LOOKING

18

Q. 7. Ideal boy - YIELDING:DEMANDING

19

Q. 7. Ideal boy - GRUFF: MILD

20

Q. 7. Ideal boy - DEPENDENT: INDEPENDENT

21

Q. 7. Ideal boy - STRONG: WEAK

22

Q. 7. Ideal boy - BRAVE: TIMID

23

Q. 7. Ideal boy - HELPLESS: POWERFUL

24

Q. 7. Ideal boy - GENTLE: SEVERE

25

Q. 7. Ideal boy - SMOOTH: ROUGH

26

Q. 7. Ideal boy - FRAIL: ROBUST

27

Q. 7. Ideal boy - COOL: NOT COOL

IBM
Column

28

Q. 8. Ideal girl - TALL: SHORT

- 1. One
- 2. Two
- 3. Three
- 4. Four
- 5. Five
- 6. Six
- 7. Seven

Use this code for
cols. 28-44

9. NA

Page 2

29

Q. 8. Ideal girl - STURDY: EASILY INJURED

30

Q. 8. Ideal girl - DELICATE: RUGGED

31

Q. 8. Ideal girl - SMART: NOT SMART

32

Q. 8. Ideal girl - SLOW: QUICK

33

Q. 8. Ideal girl - FEARLESS: FEARFUL

34

Q. 8. Ideal girl - NOT GOOD LOOKING: GOOD LOOKING

35

Q. 8. Ideal girl - YIELDING: DEMANDING

36

Q. 8. Ideal girl - GRUFF: MILD

37

Q. 8. Ideal girl - DEPENDENT: INDEPENDENT

38

Q. 8. Ideal girl - STRONG: WEAK

39

Q. 8. Ideal girl - BRAVE: TIMID

40

Q. 8. Ideal girl - HELPLESS: POWERFUL

41

Q. 8. Ideal girl - GENTLE: SEVERE

42

Q. 8. Ideal girl - SMOOTH: ROUGH

43

Q. 8. Ideal girl - FRAIL: ROBUST

44

Q. 8. Ideal girl - COOL: NOT COOL

IBM
Column

45

Q. 9. Which of the figures on the chart looks most like the ideal boy?

1. One
2. Two
3. Three
4. Four
5. Five
6. Six
7. Seven

8. DK
9. NA

46

Q. 10. Which of the figures on the chart looks most like the ideal girl:

1. One
2. Two
3. Three
4. Four
5. Five
6. Six
7. Seven

8. DK
9. NA

47

Q. 11. Do you have a mother?

1. Yes
5. No
9. NA

48

Q. 11. Do you have a father?

1. Yes
5. No
9. NA

49

Q. 11. Do you have a stepmother?

1. Yes
5. No
9. NA

50

Q. 11. Do you have a stepfather?

1. Yes
5. No
9. NA

NSY
G136
Card 14

NSY
G136
Card 15

CODE BOOK
NATIONAL SURVEY OF YOUTH '67
CARD 15

IBM
Column

1-4

5-6

7-10

Study # (G136)

Card # (15)

Interview # (4 digits)

IBM
Column

11

Code 0
in
12-18

Q. 11. Do you have any older sister(s)?

- 1. Yes
- 5. No
- 9. NA

12

Q. 11. How many older sisters do you have?

- 1. One
- 2. Two
- 3. Three
- 4. Four
- 5. Five
- 6. Six
- 7. Seven
- 8. Eight or more
- 9. NA
- 0. Inap. - Col. 11 is 5 or 9.

13-14
15-16
17-18

Q. 11. How old is your older sister(s)?
CODE 3 MENTIONS

Record actual age.

- 99. NA
- 00. Inap. - Col. 11 is 5 or 9; no second or third mention.

19

Q. 11. Do you have any younger sister(s)?

- 1. Yes
- 5. No
- 9. NA

Code 0
in Cols.
20-26

20

Q. 11. How many younger sisters do you have?

- 1. One
- 2. Two
- 3. Three
- 4. Four
- 5. Five
- 6. Six
- 7. Seven
- 8. Eight or more
- 9. NA
- 0. Inap. - Col. 19 is 5 or 9.

21-22
23-24
25-26

Q. 11. How old is your younger sister(s)?
CODE 3 MENTIONS

Record actual age.

- 99. NA
- 00. Inap. - Col. 19 is 5 or 9; no second or third mention.

IBM
Column

27

Code 0 in
Cols.
28-34

Q. 11. Do you have an older brother(s)?

- 1. Yes
- 5. No
- 9. NA

28

Q. 11. How many older brothers do you have?

- 1. One
- 2. Two
- 3. Three
- 4. Four
- 5. Five
- 6. Six
- 7. Seven
- 8. Eight or more
- 9. NA
- 0. Inap. - Col. 27 is 5 or 9.

29-30
31-32
33-34

Q. 11. How old is your older brother(s)?
CODE 3 MENTIONS

Record actual age.

- 99. NA
- 00. Inap. - Col. 27 is 5 or 9; no second or third mention.

35

Q. 11. Do you a younger brother(s)?

- 1. Yes
- 5. No
- 9. NA

Code 0 in
Cols.
36-42

36

Q. 11. How many younger brothers do you have?

- 1. One
- 2. Two
- 3. Three
- 4. Four
- 5. Five
- 6. Six
- 7. Seven
- 8. Eight or more
- 0. Inap. - Col 35 is 5 or 9.

37-38
39-40
41-42

Q. 11. How old is your younger brother(s)?
CODE 3 MENTIONS

Record actual age.

- 99. NA
- 00. Inap. - Col. 36 is 5 or 9; no second or third mention

IBM
Column

43

Q. 12. With whom are you living now? Mother?

Code 0 in
Cols. 59-61

- 1. Yes
- 5. No
- 9. NA

44

Q. 12. Father?

Code 0 in
Cols. 62-64

- 1. Yes
- 5. No
- 9. NA

45

Q. 12. Stepmother? - adopted or foster

- 1. Yes
- 5. No
- 9. NA

46

Q. 12. Stepfather? - adopted or foster

- 1. Yes
- 5. No
- 9. NA

47

Q. 12. Older sister(s)?

Code 0 in
Col. 48

- 1. Yes
- 5. No
- 9. NA

48

Q. 12. How many older sisters?

- 1. One
- 2. Two
- 3. Three
- 4. Four
- 5. Five
- 6. Six
- 7. Seven
- 8. Eight or more
- 9. NA
- 0. Inap. - Col. 47 is 5 or 9.

IBM
Column

49

Q. 12. Younger sister(s)?

Code 0 in
Col. 50

- 1. Yes
- 5. No
- 9. NA

50

Q. 12. How many younger sisters?

- 1. One
- 2. Two
- 3. Three
- 4. Four
- 5. Five
- 6. Six
- 7. Seven
- 8. Eight or more
- 9. NA
- 0. Inap. - Col. 49 is 5 or 9.

51

Q. 12. Older brother(s)?

Code 0 in
Col. 52

- 1. Yes
- 5. No
- 9. NA

52

Q. 12. How many older brothers?

- 1. One
- 2. Two
- 3. Three
- 4. Four
- 5. Five
- 6. Six
- 7. Seven
- 8. Eight or more
- 9. NA
- 0. Inap. - Col. 51 is 5 or 9.

IBM
Column

53

Q. 12. Younger brother(s)?

- 1. Yes
- 5. No
- 9. NA

Code 0
in
col. 54

54

Q. 12. How many younger brothers?

- 1. One
- 2. Two
- 3. Three
- 4. Four
- 5. Five
- 6. Six
- 7. Seven
- 8. Eight or more
- 9. NA
- 0. Inap. - Col. 25 is 5; col. 53 is 5 or 9.

55, 56,
57, 58

Q. 12. Other family members?

CODE 4 MENTIONS

- 1. Grandmother
- 2. Grandfather
- 3. Aunt
- 4. Uncle
- 5. Cousin
- 6. Brother-in-law or sister-in-law
- 7. Niece or nephew
- 8. Other
- 9. NA
- 0. No other family members; no second, third, or fourth mentions.

Code by relationship
to R.

IBM
Column

59

Q. 12A. How is it that you're not living with your mother?

- 1. Deceased
- 2. Divorced or separated
- 3. Away on assignment but returning (Army, business)
- 4. Hospitalized
- 5. Imprisoned
- 6. *illegitimate*
- 7.
- 8. Other
- 9. NA, *DK*
- 0. Inap. - Col. 43 is 1.

Make
Card

60-61

Q. 12B. How old were you when you last lived with your mother?

Record actual age.

- 99. NA
- 00. Inap. - Col. 43 is 1.

62

Q. 12A. How is it that you're not living with your father?

- 1. Deceased
- 2. Divorced or separated
- 3. Away on assignment but returning (Army, job)
- 4. Hospitalized
- 5. Imprisoned
- 6. *illegitimate*
- 7.
- 8. Other
- 9. NA, *DK*
- 0. Inap. - Col. 44 is 1.

Make
Card

Code 0
Col. 63-64

63-64

Q. 12B. How old were you when you last lived with your father?

Record actual age.

- 99. NA
- 00. Inap. - Col. 44 is 1.
- Code 6 in Col. 63-64*

Q. 12C. How old were you when you began living with
(name whatever parent figure R living with now
instead of natural parent(s)?)

Record actual age.

99. NA

00. Inap. - Col. 43 and 44 are 1; R lives with natural
parents or missing parent has no substitute in
the household.

Q. 13. Has anyone (else) ever substituted for your
real parents for any length of time since you were
born?

1. Yes

Code 0
in
Cols. 68-72

5. No

9. NA

Q. 13A. Who was that?

- 1. Relatives (sibs, aunt and uncles, grandparents)
- 2. Institutional personnel (orphanage, nurses, etc.)
- 3. Foster parents (including friends of family)
- 4.
- 5.
- 6.
- 7.

Make
Card

8. Other

9. NA

0. Inap. - Col. 67 is 5 or 9.

Q. 13B. FROM _____ YEARS OLD.

Record actual age.

99. NA

00. Col. 67 is 5 or 9.

Q. 13B. TO _____ YEARS OLD.

Record actual age.

99. NA

00. Col. 67 is 5 or 9.

Q. 14. Is the home you are living in now owned or
rented by your parents? *family*

1. Own

2. Rent

3. Neither owns nor rents; housing is a gift;
housing is part of payment for work done.

*If house is owned by
any family member living
in it.*

78. Other

9. NA, DK

CODE BOOK
NATIONAL SURVEY OF YOUTH '67
CARD 16

IBM
Column

- 1-4 Study # (G136)
- 5-6 Card # (16)
- 7-10 Interview # (4 digits)

A 3 digit ID# is coded on Card 25 for all occupations asked in this interview.

11 Q. 15. What is your (step) (foster) father's occupation?

Code 0 in
Cols. 12, 14-15

1. Father (or father-surrogate) is WORKING NOW (but not farmer or rancher)

Code 0 in
cols. 12-15

2. Father (or father-surrogate) is FARMER or RANCHER

5. Father (or father-surrogate) is present in the home but NOT WORKING NOW.

Code 0 in
cols. 12-13

9. N.A. if working now, but father is present.

0. No father or father-surrogate present in the home.

12 Q. 15A. Is he (father or father-surrogate) retired, unemployed, or what?

1. Retired

2. Unemployed

3.

4.

5. Other

Make
Card

9. NA, DK

0. Inap. - Col. 11 is coded 1, 2, 9, or 0.

13 Q. 16. (Does/Did) he work for himself, someone else or some company?

Code 0 in
Col. 47

1. Not self-employed

2. Self-employed

Code 0 in
Cols. 43-46

9. NA, DK (check Q. 21 & 23 before coding N.A.)

0. Inap. - Col. 11 is coded 2, 9, or 0.

Code 0 in
Cols. 43-47

*If col. 11 is coded
not follow
company
and procedure col 14
(217)*

IBM
Column

14

Q. 17. Who mainly supports your family?

- 1. Mother
- 2. Relatives other than mother (sibs, uncle, aunt, grandparent, etc.)
- 3. Welfare program ("the government," ADC, etc.)
- 4. Pension, insurance
- 5. *Alimony, child support*
- 6.
- 7.
- 8. Other
- 9. NA, DK
- 0. Inap. - Col. 11 is coded 1 or 2.

Code 0 in
cols. 15-76

15

Q. 19. Does (he/she) work for (himself/herself), someone else or some company?

- 1. Not self-semployed
- 2. Self-employed
- 9. NA, DK
- 0. Inap. - col. 11 is coded 1 or 2 ; col. 14 is 3 or 4.

Code 0 in
Col. 47

Code 0 in
Cols. 43-46

Coder: if R's father (or father surrogate) or main support of family is not a farmer or rancher (see Q. 15 & 18) code 0 in cols. 16-42

16

Q. 20. Does he own, rent or just work on the (farm/ranch)?

- 1. Worker
- 2. Renter
- 3. Owner
- 9. NA, DK
- 0. Inap. - not farmer or rancher; col 14 is 3 or 4.

Code 0 in 47
Cols. 17-42

43-47
Code 0

17-20

Q. 20A. How many acres does he operate?

Record actual number of acres (four digits)

- 9999. NA, DK
- 0000. Inap. - col. 16 is 0 or 1; col. 14 is 3 or 4.

IBM
Column

21

Q. 20B. Does he own livestock?

- 1. Yes
- 5. No
- 9. NA, DK
- 0. Inap. - col. 16 is 0 or 1; col. 14 is 3 or 4.

Code 0 in
Cols. 22-41

22, 23, 24,
25, 26

Q. 20C. What kind?
(Code 5 mentions)

- 1. Beef cattle
- 2. Dairy cattle
- 3. Poultry (chickens, ducks, geese, turkeys)
- 4. Swine (pigs, hogs)
- 5. Horses, donkeys, mules; *SHEEP*
- 6. Cattle (general, beef-dairy not specified)
- 7. *SHEEP*
- 8. Other
- 9. NA, DK
- 0. Inap. - col. 16 is 0 or 1 or col. 21 is 5 or 9; no second, third, fourth, or fifth mention; col. 14 is 3 or 4.

Make
Card

27-29
30-32
33-35
36-38
39-41

Q. 20C. How many? (Code 5 mentions).
Record actual number

- 999. NA, DK
- 000. Inap. - col. 16 is 0 or 1 or col. 21 is 5 or 9; no second, third, fourth, or fifth mention; col. 14 is 3 or 4.

42

Q. 20D. How many people does (he/she) have working for (him/her)?

- 1. None
- 2. 1-9
- 3. 10-99
- 4. 100-499
- 5. 500-999
- 6. 1000+
- 9. NA, DK
- 0. Inap. - col. 16 is 0 or 1 or col. 21 is 5 or 9; col. 14 is 3 or 4.

IBM
Column

43

Q. 21. Does (PERSON) have someone over him at work?

- 1. Yes
- 5. No
- 9. NA, DK
- 0. Inap. - col. 13 is 2 or 9 or col. 15 is 2 or 9; col. 14 is 3 or 4.

Code 0 in
Col. 44

44

Q. 21A. Does his boss have someone over him?

- 1. Yes
- 5. No
- 9. NA, DK
- 0. Inap. - col. 43 is 5 or 9; col. 13 is 2 or 9; or col. 15 is 2 or 9; col. 14 is 3 or 4.

Q. 22. Does he have anyone under him on the job?

- 1. Yes
- 5. No
- 9. NA, DK
- 0. Inap. - col. 13 is 2 or 9 or col. 15 is 2 or 9; col. 14 is 3 or 4.

Code 0 in
Col. 46

46

Q. 22A. Do they have anyone under them?

- 1. Yes
- 5. No
- 9. NA, DK
- 0. Inap. - col. 45 is 5 or 9; col. 13 is 2 or 9; or col. 15 is 2 or 9; col. 14 is 3 or 4.

47

Q. 23. How many people does he have working for him?

- 1. None
- 2. 1-9
- 3. 10-99
- 4. 100-499
- 5. 500-999
- 6. 1000+
- 9. NA, DK
- 0. Inap. - col. 13 is 1 or 9 or col. 15 is 1 or 9; col. 14 is 3 or 4.

IBM
Column

48

Q. 24. Does he have any other job?

Code 0 in
Col. 49 if
farmer or rancher

- 1. Yes
- 5. No

Code 0 in
Cols. 49-76

- 9. NA, DK
- 0. Inap. - col. 14 is 3 or 4.

49

Q. 24B. Does he work for himself, someone else or some company?

- 1. Not self-employed
- 2. Self-employed
- 9. NA, DK
- 0. Inap. - col. 29 is 5; col. 14 is 3 or 4; second job is farmer or rancher

If 2nd job of person who supports family is not farmer or rancher (see Q. 24A) code 0 in cols. 50-76.

50

Q. 25. Does he own, rent or just work on the (farm/ranch)?

Code 0 in
Cols. 51-76

- 1. Worker
- 2. Renter
- 3. Owner
- 9. NA, DK
- 0. Inap. - not farmer or rancher; col. 48 is 5 or 9; col. 14 is 3 or 4.

51-54

Q. 25A. How many acres does he operate?

Record actual number of acres (four digits)

- 9999. NA, DK
- 0000. Inap. - col. 50 is 0 or 1; col. 48 is 5 or 9; col. 14 is 3 or 4.

CODE BOOK
NATIONAL SURVEY OF YOUTH '67
CARD 17

IBM
Column

1-4

Study # (G136)

5-6

Card # (17)

7-10

Interview # (4 digits)

11

Q. 24 and 24B. Does (he/she) have any other job?
Does (he/she) work for self or someone else or
some company?

Code 0 in
col. 16

1. Main support is not self-employed on second job and
is not farmer or rancher.

Code 0 in
cols. 12-15

2. Main support is farm worker.

3. Main support is self-employed on second job, and
is not farmer or rancher.

Code 0 in
cols. 12-16

8. Main support is farm or ranch renter or owner.

9. NA, DK whether self-employed or not on second job
(check Q. 26 and 28 before coding NA).

0. Main support has no second job or is not a person.
include child support and alimony

Q. 26. Does (PERSON) have someone over him at work?

1. Yes

Code 0 in
col. 13

5. No

9. NA, DK

0. Inap. - col. 11 is 3, 8, 9, or 0.

13

Q. 26A. Does his boss have someone over him?

1. Yes

5. No

9. NA, DK

0. Inap. - col. 11 is 3, 8, 9, or 0 OR col. 12 is 5 or 9.

6

NSY
G136
Card 16

IBM
Column

55

Q. 25B. Does he own livestock?

1. Yes

5. No

Code 0 in
Cols. 56-75

9. NA, DK

0. Inap. - col. 50 is 0 or 1; col. 48 is 5 or 9; col. 14
is 3 or 4.

56, 57
58, 59
60

Q. 25C. What kind? (Code 5 mentions)

1. Beef cattle
2. Dairy cattle
3. Poultry (chickens, ducks, geese, turkeys)
4. Swine (pigs, hogs)
5. Horses, donkeys, mules, *GOATS*
6. Cattle (general, beef-dairy not specified)
7. *SHEEP*
8. Other
9. NA, DK
0. Inap. - col. 50 is 0 or 1 or col. 55 is 5 or 9;
col. 48 is 5 or 9; no second, third, fourth
or fifth mention; col. 14 is 3 or 4.

Make
Card

Q. 25C. How many? (Code 5 mentions).

Record actual number.

999. NA, DK

000. Inap. - col. 50 is 0 or 1 or col. 55 is 5 or 9;
col. 48 is 5 or 9; no second, third, fourth,
or fifth mention; col. 14 is 3 or 4.

61-63
64-66
67-69
70-72
73-75

76

Q. 25D. How many people does he have working for him?

1. None
2. 1-9
3. 10-99
4. 100-499
5. 500-999
6. 1000+
9. NA, DK
0. Inap. - col. 50 is 0 or 1;
col. 48 is 5 or 9; col. 14 is 3 or 4.

IBM
Column

14

Q. 27. Does he have anyone under him on the job?

1. Yes

Code 0
in
col. 15

5. No

9. N.A., D.K.

0. Inap. - col. 11 is 3, 8, 9, or 0.

15

Q. 27A. Do they have anyone under them?

1. Yes

5. ~~2.~~ No

9. N.A., D.K.

0. Inap. - col. 11 is 3, 8, 9, or 0 OR col. 14 is 5 or 9.

16

Q. 28. How many people does he have working for him?

1. None

2. 1-9

3. 10-99

4. 100-499

5. 500-999

6. 1000 +

9. N.A., D.K.

0. Inap. - col. 11 is 1, 2, 8, 9 or 0; *main support is not person*

17

Q. 29. How many jobs has he had in the last five years?

0. None (has not worked)

1. One

2. Two

3. Three

4. Four

5. Five

6. Six or more

9. N.A., D.K.

IBM
Column

18

Q. 30. Has he been out of work in the last five years?

1. Yes

Code 0
in
col. 19-21

5. No

9. N.A., D.K.

0. *Inap. main support is not a person*

19-21

Q. 30A. For about how many weeks has he been out of work in that time?

Record actual number of weeks.

1 month =
4 1/3 wks.

999. N.A., D.K.

000. Inap. - col. 18 is 5 or 9

22

Q. 31. Does your mother work?

1. Yes

Code 0
in
cols. 23-25

5. No

9. N.A., D.K.

0. Inap. - Mother is coded as main support of the family. *main support is not a person; no mother.*

23

Q. 31A. About how many hours a week does she work?

1. 1-10

2. 11-19

3. 20-39

4. 40 +

9. N.A., D.K.

0. Inap. - col. 22 is 5, 9, or 0

24

Q. 31C. Does she have any other job?

1. Yes

Code 0
in
col. 25

5. No

9. N.A., D.K.

0. Inap. - col. 22 is 5, 9, or 0

IBM
Column

25

Q. 31D. About how many hours a week does she work?

- 1. 1-10
- 2. 11-19
- 3. 20-39
- 4. 40+
- 9. NA, DK
- 0. Inap. - col. 22 is 5, 9, or 0 OR col. 24 is 5 or 9.

26

Q. 32. Code source of information

- 1. Respondent answered
- 2. Someone in R's household answered (Used Auxiliary Occupation Form) - R didn't know
- 3. Respondent didn't know; persons in R's household didn't know either. No information coded
- 4. Respondent didn't know and Auxiliary Form not used

Code 0 in
cols. 27-32

27

Q. 33. Did he work for himself or someone else, or some company?

- 1. Not self-employed
- 2. Self-employed
- 9. NA, DK
- 0. Inap. - col. 26 is 3 or 4.

Code 0 in
col. 32

Code 0 in
cols. 28-31

Code 0 in
cols. 28-32

28

Q. 33A. Did he have someone over him at work?

- 1. Yes
- 5. No
- 9. NA, DK
- 0. Inap. - col. 27 is 2 or 9; col. 26 is 3 or 4.

Code 0
in
col. 29

29

Q. 33B. Did his boss have someone over him?

- 1. Yes
- 5. No
- 9. NA, DK
- 0. Inap. - col. 27 is 2 or 9 OR col. 28 is 5 or 9; col. 26 is 3 or 4.

5

IBM
Column

30

Q. 33C. Did he have anyone under him on the job?

- 1. Yes
- 5. No
- 9. N.A., D.K.
- 0. Inap. - col. 27 is 2 or 9; col. 26 is 3 or 4.

Code 0
in
col. 31

31

Q. 33D. Did they have anyone under them?

- 1. Yes
- 5. No
- 9. N.A., D.K.
- 0. Inap. - col. 27 is 2 or 9 OR col. 30 is 5 or 9; col. 26 is 3 or 4.

32

Q. 34. How many people did he have working for him?

- 1. None
- 2. 1-9
- 3. 10-99
- 4. 100-499
- 5. 500-999
- 6. 1000 +
- 9. N.A., D.K.
- 0. Inap. - col. 27 is 1 or 9; col. 26 is 3 or 4.

Q 35.; Q. 39.; Q. 47. RELIGION

01. Adventist Bodies (Advent Christian Church; Seventh-day Adventists)
02. Armenian Church of America
03. Assemblies of God
04. Baptist Bodies (Other; not specified below in 05-17)
 05. American Baptist Assn.
 06. American Baptist Convention
 07. Conservative Baptist Assn. of America
 08. Free Will Baptist
 09. General Assn. of Regular Baptist Churches
 10. National Baptist Convention of America
 11. National Baptist Convention of U.S.A.
 12. National Primitive Baptist Convention of the U.S.A.
 13. North American Baptist Assn.
 14. Progressive National Baptist Convention
 15. Regular Baptist Churches, General Assn. of
 16. Southern Baptist Convention
 17. United Free Will Baptist Church
18. Brethren (German Baptists; Church of the Brethern)
19. Buddhist Churches of America
20. Christian Churches, International Conv. of (Disciples of Christ)
21. Church of God in Christ
22. Church of the Nazarene
23. Churches of Christ
24. Churches of God
25. Congregational Christian Churches, Natl. Assn. of
20. Disciples of Christ (Christian Churches, Internat'l Conv. of)
26. Eastern Orthodox Churches (Other; not specified below in 27 to 32)
 27. American Carpatho-Russian Orthodox Greek Catholic Church
 28. Greek Archdiocese of North and South America
 29. Russian Orthodox Catholic Church in American Patriarchal Exarchate
 30. Russian Orthodox Greek Catholic Church of America
 31. Serbian Eastern Orthodox Church
 32. Syrian Antiochian Orthodox Church
33. Evangelical United Brethern Church
34. Friends (Quakers)
35. Independent Fundamental Churches of America
36. Jehovah's Witnesses
37. Jewish Congregations (Other; not specified below in 38-40)
 38. Union of American Hebrew Congregations
 39. Union of Orthodox Jewish Congregations of America
 40. United Synagogue of America
41. Latter-Day Saints (Church of Jesus Christ of Latter-Day Saints (Mormon))

42. Lutheran Bodies (Other; not specified below in 43-46)
 43. The Evangelical Lutheran Synodical Conference of North America (Lutheran Church - Missouri Synod; Synod of Evangelical Lutheran Churches)
 44. National Lutheran Council Constituents (The American Lutheran Church; The Lutheran Church in America)
 45. Wisconsin Evangelical Lutheran Synod
 46. Mennonite Bodies (Mennonite Brethern Church of North America; Older Order Amish Mennonite Church)
47. Methodist Bodies (Other; not specified below in 48 to 51)
 48. African Methodist Episcopal Church
 49. African M.E. Zion Church
 50. Christian Methodist Episcopal Church
 51. The Methodist Church
41. Mormons (Latter-Day Saints)
52. Old Catholic Churches (not Roman Catholic) (North American Catholic Church; North American Old Roman Catholic Church)
53. Pentecostal Assemblies (Other; not specified below in 54-5)
 54. Pentecostal Church of God of America
 55. United Pentecostal Church
56. Polish National Catholic Church of America
57. Presbyterian Bodies (Other; not specified below in 58 to 5)
 58. Presbyterian Church in the United States
 59. United Presbyterian Church in the U.S.A.
60. Protestant Episcopal Church
34. Quakers (Friends)
61. Reformed Bodies (Other; not specified below in 62 to 63)
 62. Christian Reformed Church
 63. Reformed Church in America
64. Roman Catholic Church
26. Russian Orthodox (Eastern Orthodox Church)
65. Salvation Army
66. Spiritualists
67. Unitarian Universalist Assn.
68. United Church of Christ
69. ~~United Church of Christ~~
77. Protestant (unspecified denomination)
98. Other
99. NA
00. No religion

Make
Card

IBM
Column

35

Q. 36. Code source of information

Code 0
in
cols. 36-41

- 1. Respondent answered
- 2. Someone in R's household answered (Used Auxiliary Occupation Form) - R didn't know
- 3. Respondent didn't know; persons in R's household didn't know either.
- 4. Respondent didn't know and Auxiliary Forms not used.

36

Code 0 in
col. 41

Code 0 in
cols. 37-40

Code 0 in
cols. 37-41

Q. 37. Did he work for himself or someone else, or some company?

- 1. Not self-employed
- 2. Self-employed
- 9. NA, DK; *never worked*
- 0. Inap. - Col. 35 is 3 or 4.

37

Q. 37A. Did he have someone over him at work?

Code 0
in
col. 38

- 1. Yes
- 5. No
- 9. NA, DK
- 0. Inap. - col. 36 is 2 or 9; col. 35 is 3 or 4.

38

Q. 37B. Did his boss have someone over him?

- 1. Yes
- 5. No
- 9. NA, DK
- 0. Inap. - col. 36 is 2 or 9; col. 37 is 5 or 9; col. 35 is 3 or 4.

39

Q. 37C. Did he have anyone under him on the job?

Code 0
in
col. 40

- 1. Yes
- 5. No
- 9. NA, DK
- 0. Inap. - col. 36 is 2 or 9; col. 35 is 3 or 4.

IBM
Column

40

Q. 37D. Did they have anyone under them?

- 1. Yes
- 5. No
- 9. N.A., D.K.
- 0. Inap. - col. 36 is 2 or 9; or col. 39 is 5 or 9; col. 35 is 3 or 4

41

Q. 38. How many people did he have working for him?

- 1. None
- 2. 1-9
- 3. 10-99
- 4. 100-499
- 5. 500-999
- 6. 1000 +
- 9. N.A., D.K.
- 0. Inap. - col. 36 is 1 or 9; col. 35 is 3 or 4.

42-43

Q. 39. What religion did your mother grow up in?

Use code for cols. 33-34

IBM
lumn

44

final mention

Q. 40. What is the original nationality of your family on your father's side?

1. Northwest Europe (England, Scotland, Ireland, Wales, Norway, Sweden, Finland, Iceland, Denmark, Belgium, France, Germany, Switzerland, Austria, Australia, New Zealand) *Canada*
2. Central and Eastern Europe (Poland, Czechoslovakia, Hungary, Yugoslavia, Albania, Latvia, Estonia, Lithuania, Roumania, Bulgaria, Russia)
3. Southern Europe (Italy, Greece, Spain, Portugal)
4. Middle East (Turkey, Israel, Egypt)
5. South Asia (India, Afghanistan, Bhutan, Ceylon, Nepal, Pakistan)
6. Far East (China, Japan, Burma, Cambodia, Laos, Malaya, Thailand, Viet Nam)
7. ~~Canada~~ *American Indian*
8. Latin America (Mexico, Puerto Rico, Argentina, Brazil, Venezuela, Bolivia, etc.)
9. NA, DK
0. Inap. - respondent is Negro, ~~American Indian~~

Code 0 in
cols. 45-49

50

45

Q. 41. Was your father born in the United States?

1. Yes
5. No
9. NA, DK
0. Inap. - col. 44 is 0.

46

Q. 42. What was the original nationality of your family on your mother's side?

Use code for col. 44.

47

Q. 43. Was your mother born in the United States?

1. Yes
5. No
9. NA, DK
0. Inap. - col. 44 is 0.

IBM
Column

48

Q. 44. Were any of your grandparents born outside the United States?

1. Yes
5. No
9. NA, DK
0. Inap. - col. 44 is 0.

Code 0
in
cols. 49, 50

49, 50

Q. 44A. Where?
CODE TWO MENTIONS

Use code for col. 44 except:

0. Inap. code 48 in 5 or 9; col. 44 is 0; no second mention.

51-52

Q. 45. How many years of school did your father complete?

Code 0
in
col. 53

01. less than 7
02. 7
03. 8
04. 9
05. 10
06. 11
07. 12
08. 13-15
09. 16
10. 17+
99. NA, DK

53

Q. 45A. What kind of school was that?

1. College or university
2. Junior College
3. Trade School
9. NA, DK
0. Inap. - col. 51-52 is coded 01-07 or 99.

IBM
Column

54-55

Q. 46. How many years of school did your mother complete?

- | | |
|---------|-----------------|
| Code 0 | 01. less than 7 |
| in | 02. 7 |
| col. 56 | 03. 8 |
| | 04. 9 |
| | 05. 10 |
| | 06. 11 |
| | 07. 12 |
| | 08. 13-15 |
| | 09. 16 |
| | 10. 17+ |
| | 99. N.A., D.K. |

56

Q. 46A. What kind of school was that?

1. College or university
2. Junior college
3. Trade school; *vocational*

9. N.A., D.K.
0. Inap. - col. 54-55 is coded 01-07 or 99

57-58

Q. 47. What is your religion?

Use code for cols. 33-34

(Q. 48 HOW MY FAMILY LOOKS ~~IF~~ IBM CARD SORT (NO CODING NECESSARY)

59

Q. 50 OR Q. 52. If you had to guess what job you actually will have most of your life, where would that job fall on the line?

1. One
2. Two
3. Three
4. Four
5. Five
6. Six
7. Seven
9. N.A., D.K.

CODE BOOK
NATIONAL SURVEY OF YOUTH '67
CARD 18

IBM
Column

1-4

Study # (G136)

5-6

Card # (18)

7-10

Interview # (4 digits)

11

Q. 53. Do you have any really close friends?

Code 0 in Cols. 35-43

1. Yes

Code 0 in Cols. 12-34

5. No

9. NA, DK

12-13

Q. 53A. When you say someone is a close friend, what do you mean by that?

14-15

16-17

CODE 3 MENTIONS

01. Spend a lot of time together, hang around together, do things together.
02. Know each other a long time.
03. Have common interests, like the same things.
04. Confide in one another, tell each other secrets, reveal one's true self, "be oneself," someone you can tell your problems to.
05. Loyal, stick by one another, help each other.
06. Understand one another, comfort each other.
07. Like one another, get long well together.
08. Other.
09. *Respect one another; someone to look up to.*
10. *His family knows you well, treats you, etc.*
99. NA, DK
00. Inap. - col. 11 is 5 or 9; no second or third mention.
11. *share things*

Low
Priority

Make
Card

18-19

Q. 53B. How many friends do you have who you consider close?

Record actual number of close friends.

99. NA, DK
00. Inap. - col. 11 is 5 or 9.

If a range is given, code Mid-point -round to odd if .5

IBM
Column

20

Q. 53C. Thinking of your closest friend first, would that be a boy or a girl?

- 1. Boy
- 2. Girl

- 9. NA, DK
- 0. Inap. - col. 11 is 5 or 9.

21-22

Q. 53D. How long has he been a close friend of yours? Record actual time in months.

- 97. Less than one month
- 98. More than 8 years (8 yrs. = 96 mo.)
- 99. NA, DK
- 00. Inap. - col. 11 is 5 or 9.

23-24

Q. 53E. How old is he? Record actual number of years.

- 99. NA, DK
- 00. Inap. - col. 11 is 5 or 9.

25

Q. 53F. Thinking now of your next closest friend, would that be a boy or a girl?

- 1. Boy
- 2. Girl

- 9. NA, DK
- 0. Inap. - col. 11 is 5 or 9; no next closest friend.

26-27

Q. 53G. How long has he been a close friend of yours? Record actual time in months.

- 97. Less than one month
- 98. More than 8 years (8 yrs. = 96 mo.)
- 99. NA, DK
- 00. Inap. - col. 11 is 5 or 9; no next closest friend.

28-29

Q. 53H. How old is he? Record actual number of years.

- 99. NA, DK
- 00. Inap. - col. 11 is 5 or 9; no closest friend.

IBM
Column

30

Q. 53I. Thinking now of your third closest friend, is that person a boy or a girl?

- 1. Boy
- 2. Girl

- 9. NA, DK
- 0. Inap. - col. 11 is 5 or 9; no third closest friend.

31-32

Q. 53J. How long has he been a close friend of yours? Record actual time in months.

- 97. Less than one month
- 98. More than 8 years (8 yrs. = 96 mo.)
- 99. NA, DK
- 00. Inap. - col. 11 is 5 or 9; no third closest friend.

33-34

Q. 53K. How old is he? Record actual number of years.

- 99. NA, DK
- 00. Inap. - col. 11 is 5 or 9; no third closest friend.

35-36
37-38
39-40

Q. 54. If you were to say someone is a close friend, what would you mean by that?
CODE 3 MENTION.

- 01. Spend a lot of time together, hang around together, do things together.
- 02. Know each other a long time.
- 03. Have common interests, like the same things.
- 04. Confide in one another, tell each other secrets, reveal one's true self, "be oneself," someone you can tell your problems to.
- 05. Loyal, stick by one another, help each other.
- 06. Understand one another, confront each other.
- 07. Like one another; *like one another; ~~know each other~~ get along well*
- 08. Other
- 09. *Brother*
- 10. *Both families knew each other*
- 99. NA, DK
- 00. Inap. - col. 11 is 5 or 9; no second or third mention
- 11. *Share things*

Make
Card

IBM
Column

41

Q. 55. Even though they may not be close friends, are there any kids you hang around with?

- 1. Yes
- 5. No
- 9. NA, DK
- 0. Inap. - col. 11 is coded 1.

Code 0 in
Cols. 42-43

42-43

Q. 55A. About how many?
Record actual number.

- 99. NA, DK
- 00. Inap. - col. 11 is 1 or col. 41 is 5 or 9.

44

Q. 56. First, how well does your father know your friends?

- 1. Very well
- 2. Well; somewhat well; knows most well, some not well;
- 3. Know some well; others not well
- 4. Not well; knows few well, most not well
- 5. Doesn't know friends at all
- 6. Know all or most of R's friends NA, DK how well
- 7. Knows some or few of R's friends NA, DK how well
- 0. Inap.; R has no father or father surrogate
- 8. OTHER
- 9. NA, DK

Code 0
in Cols.
45-46, 50

45

Q. 57. How does he feel about your friends?-Father's Affectivity

- 1. Positive Affect
- 2. Neutral: not an affective response
- 3. Negative Affect
- 8. DK
- 9. NA
- 0. Inap., coded 0 in Col. 44, has no father or f.s.

46

Q. 57. Dimension used to describe father's perceived feelings.

- 1. Like-Dislike
- 2. Respect: respects - belittles
- 3. Approve: approves - disapproves
- 4. Like - respect
- 5. Like - approve
- 6. Respect - Approve
- 7. Like-Respect-Approve
- 8. Other
- 9. NA, DK
- 0. Inap., coded 0 in Col. 44 - no father

IBM
Column

47

Q. 58. How well does your mother know your friends?

- 1. Very well
- 2. Well; somewhat well; knows most well, some not well
- 3. Know some well; others not well
- 4. Not well; knows few well, most not well
- 5. Doesn't know friends at all
- 6. Know all or most of R's friends NA, DK how well
- 7. Knows some or few of R's friends NA, DK how well
- 0. Inap., R has no mother or mother surrogate
- 8. OTHER
- 9. NA, DK

Code
0 in Col.
48-49
51

48

Q. 59. How does she feel about your friends?-Mother's Affectivity

- 1. Positive Affect
- 2. Neutral: not an affective response
- 3. Negative Affect
- 4. Other
- 5.
- 6.
- 7.
- 8. DK
- 9. NA
- 0. Inap., has no mother or mother surrogate

49

Q. 59. Dimension used to describe Mother's perceived feelings.

- 1. Like-Dislike
- 2. Respect: respects-belittles
- 3. Approve: approves-disapproves
- 4. Like-respect
- 5. Like-approve
- 6. Respect-approve
- 7. Like-respect-approve
- 8. Other
- 9. NA, DK
- 0. Inap., coded 0 in Col. 47

50

Q. 60. Would you say that your father -

- 1. Strongly approves
- 2. Approves
- 3. Has no opinion
- 4. Disapproves
- 5. Strongly disapproves
- 8. DK
- 9. NA
- 0. Inap., R has no father or father surrogate

IBM
Column

51

Q. 61. Would you say that your mother -

- 1. Strongly approves
- 2. Approves
- 3. Has no opinion
- 4. Disapproves
- 5. Strongly disapproves
- 0. *Inap. R has no mother, coded 0 in Col. 47*
- 8. DK
- 9. NA

52

Q. 62. Have you been out on any dates?

- 1. Yes
- 5. No
- 9. NA, DK

Code 0 in
Cols. 53-64

53-54

Q. 62A. About how many in the past month?
Record actual number of dates.

- 99. NA, DK
- 00. Inap. - col. 52 is 5 or 9. *None*

55

Q. 62B. When you date, is it usually in groups or usually just you and your date?

- 1. In groups
- 2. With date
- 9. NA, DK
- 0. Inap. - col. 52 is 5 or 9.

56

Q. 62C. Do you date different (boys/girls) or always the same one?

Code 0 in
Cols. 57-61

- 1. Different
- 2. Same
- 9. NA, DK
- 0. Inap. - col. 52 is 5 or 9.

Code 0 in
Cols. 62-64

Code 0 in
Cols. 57-64

IBM
Column

57

Q. 62D. Do you two go steady?

- 1. Yes
- 5. No
- 9. NA, DK
- 0. Inap. - col. 52 is 5 or 9; col. 56 is 1 or 9.

Code 0 in
Cols. 58-61

58-59

Q. 62E. For how long have you two been going steady?
Record time going steady in months.

- 99. NA, DK
- 00. Inap. - col. 52 is 5 or 9; or col. 56 is 1 or 9 or col. 57 is 5 or 9.

60-61

Q. 62F. How old were you when you started going steady for the first time?
Record actual age.

- 99. NA, DK
- 00. Inap. - col. 62 is 5 or 9; or col. 56 is 1 or 9 or col. 57 is 5 or 9.

62

Q. 62G. Have you ever gone 'steady?'

- 1. Yes
- 5. No
- 9. NA, DK
- 0. Inap. - col. 52 is 5 or 9; or col. 56 is 2 or 9.

Code 0 in
Cols. 63-64

63-64

Q. 62H. How old were you when you started going steady with anybody?
Record actual age.

- 99. NA, DK
- 00. Inap. - col. 52 is 5 or 9; or col. 56 is 2 or 9; or col. 62 is 5 or 9.

G136
Card 19

CODE BOOK
NATIONAL SURVEY OF YOUTH '67
CARD 19

IBM
Column

1-4	<u>Study #</u> (G136)
5-6	<u>Card #</u> (19)
7-10	Interview # (4 digits)

Code 0 in cols. 11-22 if R hasn't dated (see Q. 62).

11

2

Q. 63. FOR BOYS. How well does your mother know the girls you date?

1. Very well
2. Well; somewhat well; knows most well, some not well
3. Know some well; others not well
4. Not well; knows few well, most not well
5. Doesn't know friends at all
6. Know all or most of R's friends NA, DK how well
7. Knows some or few of R's friends NA, DK how well

Code 0 in
cols. 12-14

Code 0
in cols.
12-14

8. OTHER

9. NA, DK

0. Inap. - respondent is a girl; R hasn't dated.

R has no mother or mother surrogate
Q. 64. FOR BOYS. How does your mother feel about the girls you date? Mother's Affectivity.

1. Positively affect
2. Neutral: not an affective response
3. Negative affect
4. *Plw. Con*
- 5.
- 6.
- 7.

8. DK

9. NA - *doesn't know friends*

0. Inap. - respondent is a girl; R hasn't dated.

R has no mother or mother surrogate
Q. 64. Dimension used to describe mother's perceived feelings

1. Like: like-dislike
 2. Respect: respects-belittles
 3. Approve: approves-disapproves
 4. Like-respect
 5. Like-approve
 6. Respect-approve
 7. Like-respect-approve
 8. Other
 9. NA, DK - *doesn't know friends*
 0. Inap. - respondent is a girl; R hasn't dated.
- R has no mother or m.s.*

12

13

14

3

Q. 65. FOR BOYS. Would you say she -

Code 0
in cols.
15-22

1. strongly approves
2. approves
3. has no opinion
4. disapproves
5. strongly disapproves

9. NA, DK

0. Inap. - respondent is a girl; R hasn't dated.

R has no mother or mother surrogate
Q. 66. FOR GIRLS. How well does your father know the boys you date?

1. Very well
2. Well; somewhat well; knows most well, some not well
3. Know some well; others not well
4. Not well; knows few well, most not well
5. Doesn't know friends at all
6. Know all or most of R's friends NA, DK how well
7. Knows some or few of R's friends NA, DK how well

Code 0
in cols.
16-22

8. OTHER

9. NA, DK

0. Inap. - respondent is a boy; R hasn't dated.

R has no father or father surrogate
Q. 67. FOR GIRLS. How does your father feel about the boys you date? Father's Affectivity.

1. Positive affect
2. Neutral: not an affective response
3. Negative affect
4. *Plw. Con*
- 5.
- 6.
- 7.

8. DK

9. NA - *doesn't know friends*

0. Inap. - respondent is a boy; R hasn't dated.

R has no father or father surrogate

15

16

IBM
Column

17

Q. 67. Dimension used to describe father's perceived feelings.

1. Like: like-dislike
2. Respect: respects-belittles
3. Approve: approves-disapproves -
4. Like-respect
5. Like-approve -
6. Respect-approve
7. Like-respect-approve
8. Other
9. NA, DK - *doesn't know friends*
0. Inap. - respondent is a boy; R hasn't dated.
R has no father or father surrogate

18

Q. 68. FOR GIRLS. How well does your mother know the boys you date?

1. Very well
2. Well; somewhat well; knows most well, some not so well
3. Know some well; others not well
4. Not well; knows few well, most not well
5. Doesn't know friends at all
6. Know all or most of R's friends NA, DK how well
7. Knows some or few of R's friends NA, DK how well
8. OTHER
9. NA, DK
0. Inap. - respondent is a boy; R hasn't dated

19

the boys you date? Mother's Affectivity

1. Positive affect
2. Neutral: not an affective response
3. Negative affect
4. PRO-LON
- 5.
- 6.
- 7.
8. DK
9. NA - *doesn't know friends*
0. Inap. - respondent is a boy; R hasn't dated.
R has no mother or mother surrogate

20

Q. 69. FOR GIRLS. Dimension used to describe mother's perceived feelings.

1. Like: like-dislike
2. Respect: respects-belittles
3. Approve: approves-disapproves
4. Like-respect
5. Like-approves
6. Respect-approve
7. Like-respect-approve
8. Other
9. NA, DK - *doesn't know friends*
0. Inap. - respondent is a boy; R hasn't dated.
R has no mother or mother surrogate

IBM
Column

21

Q. 70. FOR GIRLS. Would you say your father -

1. Strongly approves
2. Approves
3. Has no opinion
4. Disapproves
5. Strongly disapproves
9. NA, DK - *doesn't know friends*
0. Inap. - respondent is a boy; R hasn't dated.
R has no father or father surrogate

22

Q. 71. FOR GIRLS. Would you say your mother -

1. Strongly approves
2. Approves
3. Has no opinion
4. Disapproves
5. Strongly disapproves
9. NA, DK - *doesn't know friends*
0. Inap. - respondent is a boy; R hasn't dated.
R has no father or father surrogate

IBM
Column

23-24
25-26
27-28

Q. 72. What clubs or groups do you belong to?
CODE 3 MENTIONS

- 01. Character-building, citizenship (e.g., Boy Scouts, Sheriffs, Student Council) *Service, Honor*
- 02. Vocational (e.g., Junior Achievement, Future Farmers of America, 4-H Club, Future Nurses of America)
- 03. Religious, church related (e.g., Church Youth Fellowship, church choir, B'nai B'rith, HI-Y)
- 04. Athletic, sports (e.g., teams, athletic clubs, *ym, ywca* varsity club, P.A.L.) *Swim team*
- 05. Social (e.g., fraternities, sororities, neighbor gang) *Pop groups, card playing*
- 06. Hobby (e.g., sewing, Hot Rod)
- 07. Intellectual (e.g., chess, debating, National Honor Society)
- 08. Musical (e.g., marching band, dance band, school chorus)
- 09. Other
- 10. *Creative expression (eg, dramatics, art, dance club)*
- 99. NA
- 00. No clubs or groups mentioned; no second or third mention.
- 11. *Yearbook, school paper*
- 12. *Service organization - Candy striper*

Q. 72. Summary code. Sex typing of first mentioned club or group.

CODE 3 MENTIONS

- 1. Masculine organization (include all sports)
- 2. Neuter organization (e.g., social, most religious organizations)
- 3. Feminine organization (e.g., Nurses, Garden Club, Fashion Club)
- 9. NA
- 0. Inap. - no groups mentioned; no second or third mention.

Q. 72. Summary code. Predominant sex composition of first mentioned club or group.

- 1. Unisexual
- 2. Heterosexual
- 9. NA
- 0. Inap. - no groups mentioned; no second or third mention.

Make
Card

Code 0
Cals. 25-
35

29, 30, 31

32, 33, 34

29-31,
39-41

MASCULINE

All Sports
Playing Brass or Percussion Instrument
Stamp Collecting
Fishing
Marching Band
motorcycling
Bicycling
Roller skating
girl watching

Boy Scouts
Hunting
Chess
Model Building
Camping
hiking
kite flying
sled riding
Rock & Roll Band

NEUTER

Playing Woodwinds or Guitar
TV
4 H Club
Band
Debating
National Honor Society
Sunday school teaching
sleigh riding

Dancing
Movies
Junior Achievement
Student Council
HI-Y
walking
pep club
spectator sports
pit ploughing

FEMININE

Playing Piano, Strings
Gardening
Sewing
Cooking
Writing
lipstick
jumping rope

Listening to Records
Future Nurses Club
Painting
Reading
Chorus or Glee Club
drama
unlabeled

7

NSY
G136
Card 19

IBM
Column

35

Q. 72. Summary code: Total number of groups mentioned

Record actual number.

8. 8 or more

9. NA

IBM
Column

36, 37, 38

Q. 73. What are your favorite spare time activities?
CODE 3 MENTIONS

- 1. Social (e.g., dating, hanging around with friends, dancing) *driving around, pool*
- 2. Hobby (e.g., model building, stamp collecting, painting, cooking, gardening)
- 3. Intellectual (e.g., playing chess, reading, writing stories or poetry) *writing letters*
- 4. Playing musical instruments (e.g., piano, guitar) *singing*
- 5. Physical (e.g., football, basketball, baseball, horseback riding) *mountain biking, ice skating*
- 6. Outdoor activity (e.g., hunting, fishing, camping)
- 7. Passive entertainment (e.g., watching TV, going to movies, listening to radio) *listening to a car alone*
- 8. Other
- 9. NA, DK
- 0. Inap. - No activities mentioned; no second or third mention.

Card

39, 40, 41

Q. 73. Summary code: Sex typing of favorite spare time activity.

- 1. Masculine activity - *activities*
- 2. Neuter activity; *none*
- 3. Feminine activity
- 9. NA
- 0. Inap. - col. 36 is 0.

42, 43, 44

Q. 73. Summary code: Organization of favorite spare time activity.

- 1. Tightly organized (team sports, structured programs) *activities*
- 2. Moderately organized (dancing, dating)
- 3. Unorganized (talking, driving around, hanging around)
- 4. *solitary*
- 9. NA
- 0. Inap. - col. 36 is 0.

The type of organization to be coded here is social organization - e.g. swimming would be moderately organized because the mention could refer to any swimming activity from a dip in the old swimming hole, to synchronized swimming, but the answer, would be moderately organized if social swimming with friends

CONTINUED

2 OF 5

IBM
Column

45, 46, 47

Q. 73. Summary code: Social interaction of favorite
spare time activity.

- 1. Requires persons of opposite sex
- 2. Requires any other persons for activity
- 3. Activity ~~may be~~ done with others; *usually done with others*
- 4. Usually a lone activity.

- 9. NA
- 0. Inap. - col. 36 is 0.

48

Q. 73. Summary code: Total number of activities
mentioned.

Record actual number.

- 8. 8 or more
- 9. NA

IBM
Column

Q. 74 is coded from p. 3 of Response Sheet Booklet

49

Q. 74. Myself - TALL: SHORT

- 1. One
- 2. Two
- 3. Three
- 4. Four
- 5. Five
- 6. Six
- 7. Seven

9. NA

Use col. 49 code for cols. 50-65

50

Q. 74. Myself - STURDY: EASILY INJURED

51

Q. 74. Myself - DELICATE: RUGGED

52

Q. 74. Myself - SMART: NOT SMART

53

Q. 74. Myself - SLOW: QUICK

54

Q. 74. Myself - FEARLESS: FEARFUL

55

Q. 74. Myself - NOT GOOD LOOKING: GOOD LOOKING

56

Q. 74. Myself - YIELDING: DEMANDING

57

Q. 74. Myself - GRUFF: MILD

58

Q. 74. Myself - DEPENDENT: INDEPENDENT

59

Q. 74. Myself - STRONG: WEAK

60

Q. 74. Myself - BRAVE: TIMID

61

Q. 74. Myself - HELPLESS: POWERFUL

62

Q. 74. Myself - GENTLE: SEVERE

63

Q. 74. Myself - SMOOTH: ROUGH

64

Q. 74. Myself - FRAIL: ROBUST

65

Q. 74. Myself - COOL: NOT COOL

CODE BOOK

NATIONAL SURVEY OF YOUTH '67

CARD 20

IBM
Column

1-4

Study # (G136)

5-6

Card # (20)

7-10

Interview # (4 digits)

IBM
Column

11

Q. 75 is coded from p. 4 of Response Sheet Booklet

Q. 75. Myself as I would like to be now
TALL:SHORT

1. One
2. Two
3. Three
4. Four
5. Five
6. Six
7. Seven
9. NA

Use col. 11 code for cols. 12-27

12

Q. 75. Myself as I would like to be now
STURDY:EASILY INJURED

13

Q. 75. Myself as I would like to be now
DELICATE:RUGGED

14

Q. 75. Myself as I would like to be now
SMART: NOT SMART

15

Q. 75. Myself as I would like to be now
SLOW:QUICK

16

Q. 75. Myself as I would like to be now
FEARLESS:FEARFUL

17

Q. 75. Myself as I would like to be now
NOT GOOD LOOKING:GOOD LOOKING

18

Q. 75. Myself as I would like to be now
YIELDING:DEMANDING

19

Q. 75. Myself as I would like to be now
GRUFF:MILD

20

Q. 75. Myself as I would like to be now
DEPENDENT: INDEPENDENT

21

Q. 75. Myself as I would like to be now
STRONG:WEAK

22

Q. 75. Myself as I would like to be now
BRAVE:TIMID

23

Q. 75. Myself as I would like to be now
HELPLESS:POWERFUL

24

Q. 75. Myself as I would like to be now
GENTLE:SEVERE

25

Q. 75. Myself as I would like to be now
SMOOTH:ROUGH

26

Q. 75. Myself as I would like to be now
FRAIL:ROBUST

27

Q. 75. Myself as I would like to be now
COOL:NOT COOL

IBM
Column

28

Q. 76. Which of the figures on the chart looks
most like you?

1. One
2. Two
3. Three
4. Four
5. Five
6. Six
7. Seven

9. NA, DK

**Q. 77. THINGS YOU'VE DONE IN THE LAST THREE YEARS
IBM CARD SORT (NO CODING NECESSARY)**

**Q. 78. is coded from p. 5 of Response Sheet Booklet--
Q. 78 continues on Card 21.**

29-30

Q. 78.1. Run away from home.
Of all teenagers, how many out of ten do this?

00. None
01. One
02. Two
03. Three
04. Four
05. Five
06. Six
07. Seven
08. Eight
09. Nine
10. Ten

98. DK
99. NA

31-32

Q. 78.1. Run away from home.
Of your friends, how many out of ten do this?

(see col. 29-30)

33-34

Q. 78.1. Run away from home.
Of all teenagers who do this how many out of ten
get caught by the police?

(see col. 29-30)

IBM
Column

35-36

Q. 78.2. Hit one of their parents.
Of all teenagers, how many out of ten do this?

(see col. 29-30)

37-38

Q. 78.2. Hit one of their parents.
Of your friends, how many out of ten do this?

(see col. 29-30)

39-40

Q. 78.2. Hit one of their parents.
Of all teenagers who do this how many out of ten get caught by police?

(see col. 29-30)

41-42

Q. 78.3. Skip a day of school without a real excuse.
Of all teenagers, how many out of ten do this?

(see col. 29-30)

43-44

Q. 78.3. Skip a day of school without a real excuse.
Of your friends, how many out of ten do this?

(see col. 29-30)

45-46

Q. 78.3. Skip a day of school without a real excuse.
Of all teenagers who do this how many out of ten get caught by police?

(see col. 29-30)

47-48

Q. 78.4. Damage or mess up someone else's property on purpose.
Of all teenagers, how many out of ten do this?

(see col. 29-30)

49-50

Q. 78.4. Damage or mess up someone else's property on purpose.
Of your friends, how many out of ten do this?

(see col. 29-30)

IBM
Column

51-52

Q. 78.4. Damage or mess up someone else's property on purpose.
Of all teenagers, who do this how many out of ten get caught by police?

(see col. 29-30)

53-54

Q. 78.5. Lie about who they are or how old they are.
Of all teenagers, how many out of ten do this?

(see col. 29-30)

55-56

Q. 78.5. Lie about who they are or how old they are.
Of your friends, how many out of ten do this?

(see col. 29-30)

57-58

Q. 78.5. Lie about who they are or how old they are.
Of all teenagers who do this how many out of ten get caught by police?

59-60

Q. 78.6. Lie to a person about what they would do for him.
Of all teenagers, how many out of ten do this?

(see col. 29-30)

61-62

Q. 78.6. Lie to a person about what they would do for him.
Of your friends, how many out of ten do this?

(see col. 29-30)

63-64

Q. 78.6. Lie to a person about what they would do for him.
Of all teenagers who do this how many out of ten get caught by police?

(see col. 29-30)

IBM
column

65-66

Q. 78.7. Take something not belonging to them.
Of all teenagers, how many out of ten do this?

(see col. 29-30)

67-68

Q. 78.7. Take something not belonging to them.
Of your friends, how many out of ten do this?

(see col. 29-30)

69-70

Q. 78.7. Take something not belonging to them.
Of all teenagers who do this how many out of ten get caught by police?

(see col. 29-30)

71-72

Q. 78.8. Injure someone on purpose.
Of all teenagers, how many out of ten do this?

(see 29-30)

73-74

Q. 78.8. Injure someone on purpose.
Of your friends, how many out of ten do this?

(see col. 29-30)

75-76

Q. 78.8. Injure someone on purpose.
Of all teenagers who do this how many out of ten get caught by police?

(see col. 29-30)

CODE BOOK
NATIONAL SURVEY OF YOUTH '67
CARD 21

IBM
Column

1-4

Study # (G136)

5-6

Card # (21)

7-10

Interview # (4 digits)

11-12

Q. 78.9. Threaten to injure someone.
Of all teenagers, how many out of ten do this?

- 00. None
- 01. One
- 02. Two
- 03. Three
- 04. Four
- 05. Five
- 06. Six
- 07. Seven
- 08. Eight
- 09. Nine
- 10. Ten

98. DK
99. NA

13-14

Q. 78.9. Threaten to injure someone.
Of your friends, how many out of ten do this?

(see col. 11-12)

15-16

Q. 78.9. Threaten to injure someone.
Of all teenagers who do this how many out of ten get caught by police?

(see col. 11-12)

17-18

Q. 78.10. Go onto someone's property when they were not suppose to.
Of all teenagers, how many out of ten do this?

(see col. 11-12)

IBM
Column

19-20

Q. 78.10. Go onto someone's property when they were not suppose to.
Of your friends, how many out of ten do this?

(See col. 11-12)

21-22

Q. 78.10. Go onto someone's property when they were not suppose to.
Of all teenagers who do this how many out of ten get caught by police?

(See col. 11-12)

23-24

Q. 78.11. Go into a house or building when they were not supposed to be there.
Of all teenagers, how many out of ten do this?

(See col. 11-12)

25-26

Q. 78.11. Go into a house or building when they were not supposed to be there.
Of your friends, how many out of ten do this?

(See col. 11-12)

27-28

Q. 78.11. Go into a house or building when they were not supposed to be there.
Of all teenagers who do this how many out of ten get caught by police?

(See col. 11-12)

29-30

Q. 78.12. Drank beer or liquor without their parents' permission.
Of all teenagers, how many out of ten do this?

(See col. 11-12)

31-32

Q. 78.12. Drank beer or liquor without their parents' permission.
Of your friends, how many out of ten do this?

(See col. 11-12)

IBM
Column

33-34

Q. 78.12. Drank beer or liquor without their parents' permission.
Of all teenagers who do this how many out of ten get caught by police?

(See col. 11-12)

35-36

Q. 78.13. Use drugs or chemicals to get high.
Of all teenagers, how many out of ten do this?

(See col. 11-12)

37-38

Q. 78.13. Use drugs or chemicals to get high.
Of your friends, how many out of ten do this?

(See col. 11-12)

39-40

Q. 78.13. Use drugs or chemicals to get high.
Of all teenagers who do this how many out of ten get caught by police?

(See col. 11-12)

41-42

Q. 78.14. Take part in a fight of their friends against another bunch of kids.
Of all teenagers, how many out of ten do this?

(See col. 11-12)

43-44

Q. 78.14. Take part in a fight of their friends against another bunch of kids.
Of your friends, how many out of ten do this?

(See col. 11-12)

45-46

Q. 78.14. Take part in a fight of their friends against another bunch of kids.
Of all teenagers who do this how many out of ten get caught by police?

(See col. 11-12)

BM
Column

47-48

Q. 78.15. Carry a gun or knife (besides an ordinary pocketknife).
Of all teenagers, how many out of ten do this?

(See col. 11-12)

49-50

Q. 78.15. Carry a gun or knife (besides an ordinary pocketknife).
Of your friends, how many out of ten do this?

(See col. 11-12)

51-52

Q. 78.15. Carry a gun or knife (besides an ordinary pocketknife).
Of all teenagers who do this how many out of ten get caught by the police?

(See col. 11-12)

53-54

Q. 78.16. Take a car without permission of the owner.
Of all teenagers, how many out of ten do this?

(See col. 11-12)

55-56

Q. 78.16. Take a car without permission of the owner.
Of your friends, how many out of ten do this?

(See col. 11-12)

57-58

Q. 78.16. Take a car without permission of the owner.
Of all teenagers who do this how many out of ten get caught by police?

(See col. 11-12)

59-60

Q. 78.17. Go all the way with a member of the opposite sex.
Of all teenagers, how many out of ten do this?

(See col. 11-12)

IBM
Column

61-62

Q. 78.17. Go all the way with a member of the opposite sex.
Of your friends, how many out of ten do this?

(See col. 11-12)

63-64

Q. 78.17. Go all the way with a member of the opposite sex.
Of all teenagers who do this how many out of ten get caught by police?

Q. 79. DELINQUENCY FORMS (16 TOTAL - A THRU P) SHOULD BE CODED LAST. COMPLETE CODING THE INTERVIEW SCHEDULE AND THEN CODE DELINQUENCY FORMS.

CODE BOOK

NATIONAL SURVEY OF YOUTH '67

CARD 22

IBM
Column

1-4

Study # (G136)

5-6

Card # (22)

7-10

Interview # (4 digits)

11

Q. 80. Thinking about the way they handled the incident, how do you feel about (authorities)?
Affect expressed. (neu)

1. Positive affect; 0.76.
2. Neutral affect
3. Negative affect

Code 0
in
12-15

9. NA
0. Inap. - R doesn't indicate being caught by police.

12, 13

Q. 80. Thinking about the way they handled the incident, how do you feel about (authorities)?
Dimensions used for description.

1. Helpfulness, sympathy \pm
2. Physical force \pm
3. Fairness \pm
4. Racial bias \pm
5. Teenager bias \pm
6. Intelligence \pm

Make
Card

8. Other
9. NA
0. Inap. - coded 0 in col. 11; no second mention

IBM
Column

17

Q. 82A. Thinking about the way they handled the incident, how do you feel about (authorities)?

- 1. Positive affect
- 2. Neutral affect
- 3. Negative affect
- 4. PRO-CON
- 9. NA
- 0. Inap. - col. 16 is 5, 9, or 0.

18, 19

Q. 82A. Thinking about the way they handled the incident, how do you feel about (authorities)?

- 1. Helpfulness, sympathy+
- 2. Physical force +
- 3. Fairness +
- 4. Racial bias +
- 5. Teenager bias +
- 6. Intelligence +

Make Card

- 8. Other
- 9. NA
- 0. Inap. - col. 16 is 5, 9, or 0; no second mention.

20

Q. 82B. Do you think this involvement with the police has had or will have any effect on the way people act toward you?

- 1. Yes
- 5. No
- 8. DK
- 9. NA
- 0. Inap. - col 16 is 5, 9, 0.

21

Q. 82C. Why is that?

- 1. People now afraid of R and R seems pleased about this, people think R is tough
- 2. Stigma (e.g., black mark, or record, can't get a job, can't get into Army, people don't trust R.)
- 3. Helpful (e.g., learned a lesson, got the help or attention he needed, altered parents to problem)
- 4. not serious
- 5. no one knows about it; most people didn't find out
- 6. wasn't my fault; we were in the right
- 7. Other
- 8. DK
- 9. NA
- 0. Inap. - col. 16 is 5, 9, 0.

Make Card

IBM
Column

14

Q. 81. Do you think this involvement with the police has had or will have any effect on the way people act toward you?

- 1. Yes
- 5. No
- 8. DK
- 9. NA
- 0. Inap. - col. 16 is 0.

15

Q. 81A. Why is that??

- 1. People now afraid of R and R seems pleased about this, people think R is tough
- 2. Stigma (e.g., black mark, a record, can't get a job, can't get into Army, people don't trust R.)
- 3. Helpful (e.g., learned a lesson, got the help or attention he needed, altered parents to problem)
- 4. not serious, no big thing
- 5. no one knows about it, most people didn't find out
- 6. wasn't my fault, we were in the right
- 7. Other
- 8. DK
- 9. NA
- 0. Inap. - col. 16 is 0.

Make Card

16

Q. 82. Were you ever caught by the police for having done something wrong??

- 1. Yes
- 5. No
- 9. NA
- 0. Inap. - R indicated being caught by police, answered Qs. 80, 81 and 81A.

Code 0 in
cols. 17-21

IBM
Column

22-23
24-25
26-27

Q. 83. Some teenagers break the law pretty often,
some hardly ever. Why do you think some kids do
it pretty often?

CODE 3 MENTIONS

- 01. Kicks, thrills, nothing else to do, *bored; by ...*
- 02. To be a big shot, to get a "rep," to get attention,
show off, think they're "smart"
- 03. Rebellion, revenge (get even with parents, school,
community, disgrace family)
- 04. Bad company, in with wrong crowd of peers, go along
with the gang, conform
- 05. Think they can get away with it, don't think they'll
get caught
- 06. Family at fault, bad parents, bad family environment,
don't know any better
- 07. School at fault, teachers unfair, grades poor
- 08. Society at fault, world is in chaos, adults in
Laws made to general set bad example, the war, the newspapers
- 09. Police at fault (lax, don't know how to handle kids)
- 10. Teenagers discriminated against
- 11. Racial or ethnic discrimination
- 12. Poverty, lack of opportunity, bad neighborhood, slums
- 13. Genetic, "born that way," retarded
- 14. Disturbed, mentally ill, *sick*
- 15. Lack of religion, no moral fiber
- 16. *dope + liquor*
- 20. Other
- 17. *They want something, they think it's necessary to have*
whatever they want, want something real bad, to get
- 88. DK *something they'd like which they don't have.*
- 18. *Meanness; release of aggressions*
- 99. NA
- 00. Inap., no second or third mention

Make
Card

IBM
Column

28

Q. 84-86 from p. 6-8 or Response Sheet Booklet

Q. 84. WHERE IS YOUR FAMILY?
Gets written up in the social pages of the
newspaper fairly often.

- 1. One
- 2. Two
- 3. Three
- 4. Four
- 5. Five
- 6. Six
- 7. Seven
- 8. ~~8~~ EIGHT
- 9. NA, DK

Use same
code for
cols. 29

29

Q. 84. WHERE IS YOUR FAMILY?
Lives in one of the best houses in the community.

30

Q. 84. WHERE IS YOUR FAMILY?
Can influence the right people to get things done
in the community.

31

Q. 84. WHERE IS YOUR FAMILY?
Is considered to be among the most respectable in
the community.

32

Q. 84. WHERE IS YOUR FAMILY?
Can afford to buy almost anything they want.

33

Q. 84. WHERE IS YOUR FAMILY?
Is asked for advice concerning community decisions.

34

Q. 84. WHERE IS YOUR FAMILY?
Is considered to be "high society."

35

Q. 84. WHERE IS YOUR FAMILY?
Is considered to be among the best citizens in
the community.

IBM
Column

36

Q. 85. WHERE IS THE AVERAGE FAMILY?
Gets written up in the social pages of the newspaper fairly often.

- 1. One
- 2. Two
- 3. Three
- 4. Four
- 5. Five
- 6. Six
- 7. Seven
- 8. ~~8~~ EIGHT
- 9. NA, DK

Use same
code for
cols. 37-43

37

Q. 85. WHERE IS THE AVERAGE FAMILY?
Lives in one of the best houses in the community?

38

Q. 85. WHERE IS THE AVERAGE FAMILY?
Can influence the right people to get things done in the community.

39

Q. 85. WHERE IS THE AVERAGE FAMILY?
Is considered to be among the most respectable in the community.

40

Q. 85. WHERE IS THE AVERAGE FAMILY?
Can afford to buy almost anything they want.

41

Q. 85. WHERE IS THE AVERAGE FAMILY?
Is asked for advice concerning community decisions.

42

Q. 85. WHERE IS THE AVERAGE FAMILY?
Is considered to be "high society."

43

Q. 85. WHERE IS THE AVERAGE FAMILY?
Is considered to be among the best citizens in the community.

IBM
Column

44

Q. 86. WHERE IS YOUR FUTURE FAMILY?
Gets written up in the social pages of the newspaper fairly often.

- 1. One
- 2. Two
- 3. Three
- 4. Four
- 5. Five
- 6. Six
- 7. Seven
- 8. ~~8~~ EIGHT
- 9. NA, DK

Use same
code for
cols. 45-51

45

Q. 86. WHERE IS YOUR FUTURE FAMILY?
Lives in one of the best houses in the community.

46

Q. 86. WHERE IS YOUR FUTURE FAMILY?
Can influence the right people to get things done in the community.

47

Q. 86. WHERE IS YOUR FUTURE FAMILY?
Is considered to be among the most respectable in the community.

48

Q. 86. WHERE IS YOUR FUTURE FAMILY?
Can afford to buy almost anything they want.

49

Q. 86. WHERE IS YOUR FUTURE FAMILY?
Is asked for advice concerning community decisions.

50

Q. 86. WHERE IS YOUR FUTURE FAMILY?
Is considered to be "high society."

51

Q. 86. WHERE IS YOUR FUTURE FAMILY?
Is considered to be among the best citizens in the community.

IBM
Column

52-53
54-55
56-57
58-59

Q. 87. A, C, E, G. When you finish your schooling, what will you probably do?

- 01. Get a job, occupation, work
- 02. Go in the military
- 03. Get a promotion
- 04. Go into own business (specifically mentions own business)
- 05. Marriage
- 06. Have children, grandchildren
- 07. Get more training
- 08. Retire
- 09. Travel
- 10. Die
- 11. *Housewife*
- 20. Other
- 12. *Service activity; volunteer work (United States Corps)*
- 88. DK
- 13. *Buy a house; build a house; get a house*
- 99. NA
- 00. Inap. - no future mentions; no 2nd, 3rd, 4th mentions

Make
Card

60-61

Q. 87. A-H Summary Code: code oldest age mentioned.

Record actual age.

99. NA

62

Q. 87. Summary Code: code means-ends congruence.

NOTE: If it is not clear from the 87 series of questions, the coder should check back to pages 3 and 4 to see if educational plans are congruent with occupational plans.

- 1. R's means will achieve ends (e.g., R. plans to get the kind of training necessary to hold the job he plans for; R plans to acquire money he needs to do what he plans; ages given are realistic for achieving plans)
- 2. Means-ends relations unclear.
- 3. Means-ends relations incongruent, ages unrealistic
- 9. NA

CODE BOOK
NATIONAL SURVEY OF YOUTH '67
CARD 23

IBM
Column

1-4
5-6
7-10
11
12

Study # (G136)

Card # (23)

Interview # (4 digits)

Sex of Respondent (If necessary, see p. 41)

Code 0 in
cols. 12-39

- 1. R is Boy
- 2. R is Girl

Q. 88. So....Now, you finish the story. Affective content of story.

- 1. Positive (joy, happiness, sunny day)
- 2. Neutral
- 3. Negative (frightened, worried), told no one
- 4. *Pro-Con; mixed*
- 8. DK
- 9. NA
- 0. Inap. - Col. 11 is 1

IBM
Column

13

Q. 89. Have you started to menstruate?

- 1. Yes
- 5. No
- 9. DK, NA
- 0. Inap. - col. 11 is 1.

Code 0
in
14-38

14-15

Q. 89A. How old were you at the time of your first period?

Record actual age.

- 98. DK
- 99. NA
- 00. Inap. - col. 11 is 1; col. 13 is 5 or 9.

16

Q. 89B. Did you have any information beforehand about periods?

- 1. Yes
- 5. No
- 9. NA, DK
- 0. Inap. - col. 11 is 1; col. 13 is 5 or 9.

Code 0
in cols.
17-19

17-18

Q. 89C. At what age did you get this information?

Record actual age.

- 98. DK
- 99. NA
- 00. Inap. - col 11 is 1; col. 13 is 5 or 9; col. 16 is 5 or 9.

IBM
Column

19

Q. 89D. How did you find out about it?

- 1. Mother
- 2. Girl friends
- 3. School
- 4. Read about it (books, magazines, etc.)
- 5. Older sisters and other female relatives
- 6. Club (Girl Scouts, 4-H, etc.)
- 7. Other
- 8. "Always knew"
- 9. NA, DK
- 0. Inap. - col. 11 is 1; col. 13 is 5 or 9; col. 16 is 5 or 9.

Make
Card

20

Q. 89E. ...When you're having a period, can you tell when the next one will start, give or take a few days?

- 1. Yes
- 5. No
- 8. DK
- 9. NA
- 0. Inap. - Col. 11 is 1; or col. 13 is 5 or 9.

Code 0
in cols.
21-22

21-22

Q. 89F. How old were you when you started to be regular?

Record actual age.

- 98. DK
- 99. NA
- 00. Inap. - col. 11 is 1; col. 13 is 5 or 9; col. 20 is 5 or 9.

IBM
Column

23

Q. 89G. Do you have pain during menstration?

- 1. Yes
- 5. No
- 9. NA, DK
- 0. Inap. - col. 11 is 1; or col. 13 is 5 or 9.

Code 0
in
col. 24

24

Q. 89H. Do you have a little or a lot of pain?

- 1. A little
- 2. A lot
- 8. DK
- 9. NA
- 0. Inap. - col. 11 is 1; or col 13 is 5 or 9; col. 23 is 5 or 9.

25

Q. 89I. Are you moody, depressed or irritable before or during periods?

- 1. Yes
- 5. No
- 9. NA, DK
- 0. Inap. - col. 11 is 1; or col. 13 is 5 or 9.

Code 0
in col.
26

26

Q. 89J. Is that a little or very much?

- 1. A little
- 2. Very much
- 8. DK
- 9. NA
- 0. Inap. - col. 11 is 1 or col. 13 is 5 or 9; col. 25 is 5 or 9.

IBM
Column

27

Q. 89K. Are you concerned at all about people knowing when you're menstruating?

- 1. Yes
- 5. No
- 9. NA, DK
- 0. Inap. - col. 11 is 1; or col. 13 is 5 or 9.

Code 0
in cols.
28-32

28-29
30-31

Q. 89L. Which people?
CODE 2 MENTIONS

- 01. Boys
- 02. Boys, except boy friend
- 03. Everyone, anyone
- 04. Everyone but family
- 05. Other kids, kids at school
- 06. Any kids but closest friends
- 07. Men
- 08. Other girls *12. mother*
- 09. Adults *13. father*
- 10. Other
- 11. *boy friend*
- 98. DK
- 99. NA
- 00. Inap. - col. 11 is 1; or col. 13 is 5 or 9; col. 27 is 5 or 9; no second mention

Make
Card

32

Q. 89M. Are you -

- 1. A little concerned
- 2. Very much concerned
- 8. DK
- 9. NA
- 0. Inap. - col. 11 is 1; or col. 13 is 5 or 9; col. 27 is 5 or 9.

IBM
Column

33

Q. 89N. Is there anything that you ordinarily do which you do not do while you're having your period?

1. Yes
5. No
9. NA; DK
0. Inap. - col. 11 is 1; col. 13 is 5 or 9

Code 0
in cols.
34-38

34, 35

Q. 89O. What is that?
CODE 2 MENTIONS

1. Exercise, play sports generally (horseback riding)
2. Swim, take baths, avoid cold water
3. Go out, go to school, go on dates
4. Eat certain things
5. Stay up late
6. Wash hair
7. Sexual intercourse
8. Other
9. NA; DK
0. Inap. - col. 11 is 1; col. 13 is 5 or 9; col. 33 is 5 or 9; no second mention.

Make
Card

36-37

Q. 89P. Why is that?

01. Told not to: by parent(s)
02. Told not to: by other than parents
03. Told not to: NA by whom
04. Believes it is bad for future fecundity or health of babies
05. Feels badly, believes it is bad for health generally
06. Believes it is impolite, rude, dirty
07. Embarrassed
- 08.
- 09.
10. Other
98. DK
99. NA
00. Inap. - col. 11 is 1; col. 13 is 5 or 9; col. 33 is 5 or 9

Make
Card

NSX
G136
Card 23

IBM
Column

38

Q. 89Q. How did you find out that you are not supposed to?

1. Mother
2. Girl friends
3. School
4. Read about it (books, magazines, etc.)
5. Older sisters and other female relatives
6. Club (Girl Scouts, 4-H, etc.)
7. Other
8. "Always knew"
9. NA, DK
0. Inap. - col. 11 is 1; col. 13 is 5 or 9; col. 33 is 5 or 9.

Make
Card

39

Q. 90. How did you feel about it? Affectivity.

1. Positive affect
3. Mixed; positive and negative affect mentioned
5. Negative affect
7. Neutral; indifferent; no affect
8. DK
9. NA
0. Inap. - col. 11 is 1.

IBM
Column

40

Q. 91. Do you have headaches?

1. Yes

5. No

9. NA

Code 0
in
col. 41

41

Q. 91A. How often:

- 1. Once a day or more
- 2. Several times a week
- 3. About once a week
- 4. About once a month or less

8. DK

9. NA

0. Inap. - col. 40 is 5 or 9.

42

Q. 92. Do you have the feeling you're
overweight or underweight?

- 1. Yes, overweight
- 2. Yes, underweight

5. No

9. NA

IBM
Column

43-45

Q. 93. What is your height?

Record actual height in feet and inches

example - 5' 11" = 511; 6 ft. = 600 - Round to odd.

888. DK

999. NA

Q. 93. What is your weight?

Record actual weight.

888. DK

999. NA

Q. 94. I'd like to know the date on which you
were born.

Record actual date as follows:

MO.	:	DAY	:	YR.
49-50		51-52		53-54
For example: June 13, 1951 would be				
06	:	13	:	51
49-50		51-52		53-54

88888. DK

99999. NA

Q. 95. How many different homes have you lived
in since you were born?

Record actual number.

01. One home only

88. DK

99. NA

46-48

49-54

55-56

Code 0 in
cols. 57-63

TBM
Column
57-60

Q. 95A. About how far away was the furthest one from where you're living now?

Record actual number of miles.

8888. DK

9999. NA

0000. Inap. - R. lived in only one home; cols. 55-56 are 01.

Q. 95B. Where was that?

- | | | |
|----------------|-------------------|--------------------------------|
| 1. Alabama | 2. Massachusetts | 3. South Dakota |
| 4. Alaska | 3. Michigan | 5. Tennessee |
| 4. Arizona | 3. Minnesota | 1. Texas |
| 1. Arkansas | 1. Mississippi | 4. Utah |
| 4. California | 3. Missouri | 2. Vermont |
| 4. Colorado | 4. Montana | 1. Virginia |
| 2. Connecticut | 3. Nebraska | 4. Washington |
| 2. Delaware | 4. Nevada | 5. Washington, D.C. |
| 1. Florida | 2. New Hampshire | 5. West Virginia |
| 1. Georgia | 2. New Jersey | 3. Wisconsin |
| 4. Hawaii | 4. New Mexico | 4. Wyoming |
| 4. Idaho | 2. New York | |
| 3. Illinois | 1. North Carolina | |
| 3. Indiana | 3. North Dakota | 6. Foreign countries |
| 3. Iowa | 3. Ohio | |
| 3. Kansas | 5. Oklahoma | 8. DK |
| 5. Kentucky | 4. Oregon | 9. NA |
| 1. Louisiana | 7. Pennsylvania | 0. Inap. - cols. 55-56 are 01. |
| 2. Maine | 2. Rhode Island | |
| 5. Maryland | 1. South Carolina | |

(1. South; 2. Northeast; 3. North Central; 4. West; 5. Border States)

Q. 95C. Where were you born?

(See col. 61)

Q. 95D. Where have you lived most of your life?

(See col. 61)

61

62

63

IBM
Column

64

Q. 96. Did you ever live on a farm?

1. Yes

5. No

8. DK

9. NA

Code 0
in cols.
65-68

65-68

Q. 96A. How old were you then?

Record actual ages as follows:

FROM YRS. OLD	:	TO YRS. OLD
65-66		67-68

8888. DK

9999. NA

0000. Inap. - col. 64 is 5, 8, or 9.

RACE:

From interviewer observation on p. 41.

1. White
2. Negro
3. Other; Mexican, Martians, Puerto Ricans, Oriental, American Indians

9. NA

SEX:

From interviewer observation on p. 41.

1. Male
2. Female

9. NA

SKIN:

From interviewer observation on p. 41.

1. Fairly clear
2. Somewhat blemished
3. Severely blemished

9. NA

69

70

71

V#532

V#533

NSY
G136
Card 24

CODE BOOK
NATIONAL SURVEY OF YOUTH '67
CARD 24

IBM
Column

1-4
5-6
7-10
11-13

Study # (G136)
Card # (24)
Interview # (0001-)

TOTAL INTERVIEW TIME:
From interview on p. 41.
Record actual time as follows:

V534

HOURS	:	MINUTES
11		12-13

999. NA

14-18

DATE OF INTERVIEW:
From interview on p. 41.
Record actual date as follows:

MO.	:	DAY	:	YR.
14		15-16		17-18

NSY
G136
Card 24

IBM
Column

19-20

Coder Number

- 01. Barbara Betsey
- 02. Doris Brudon
- 03. Mary Ellen Cain
- 04. Joan Campbell
- 05. Leon Gary Epstein
- 06. Mary Freppel
- 07. Donna Goodman
- 08. Sandra Hendricks
- 09. Marilyn Jones
- 10. Margaret Nilsson
- 11. Georgina Rice
- 12. Marita Servais
- 13. Clarence Brown
- 14.
- 15.
- 77. Joan Scheffler
- 88. Jay Williams
- 99. Marty Gold

IBM
Column

21	Carl 26
22	27
23	28
24	29
25	30
26	31
27	32
28	33
29	34
30	35
31	36
32	37
33	38
34	39
35	40
36	41

SUMMARY CODE FOR DELINQUENCY FORMS

Count actual # of each incident form

Form A - Number of incidents reported

- 1. One
- 2. Two
- 3. Three
- 0. None

Use same code
for cols. 22-36

Form B - Number of incidents reported

Form C - Number of incidents reported

Form D - Number of incidents reported

Form E - Number of incidents reported

Form F - Number of incidents reported

Form G - Number of incidents reported

Form H - Number of incidents reported

Form I - Number of incidents reported

Form J - Number of incidents reported

Form K - Number of incidents reported

Form L - Number of incidents reported

Form M - Number of incidents reported

Form N - Number of incidents reported

Form O - Number of incidents reported

Form P - Number of incidents reported

- ① when there are three forms filled out and forms # 2 & 3 say only "same as incident #1" the coder should code three incidents coding 2 and 3 with the information from # 1 and adding the info. about date, time, etc. which would not be the same.
- ② when there are incident forms which are not complete and there is no indication that the incident is the same as one described earlier (eg. form says "I know that he has done this many times but don't remember particulars) code as many incidents as there are forms; A. P. ing all missing information)
- ③ when the response to the last question of an incident form indicates that more forms should be filled out, but for some reason the interviewer has failed to give more out, do not code additional forms. (over)

④ when forms are edited "NA incident," code the incident, but NA the information!

Card 24

NSY
G136
Card 25

CODE BOOK
NATIONAL SURVEY OF YOUTH
CARD 25

IBM
Column

1-4

5-6

7-10

11-13

14-16

17-19

20-22

Study # (G136)

Card # (25)

Interview # (0001 -)

Q. 15. What is your (step)(foster) father's occupation?

ISR ID # (3 digits)

999. N.A.

000. Inap. - No father or father-surrogate in home OR
father not presently employed.

Q. 15B. What was his last job?

ISR ID # (3 digits)

999. N.A.

000. Inap. - Father or father-surrogate is working OR
no father or father-surrogate in home.

Q. 18. What does (he/she) do?

ISR ID # (3 digits)

999. N.A.

000. Inap. - Father or father-surrogate in home and
employed; main support is not a person,

Q. 24A. What does (he/she) do?

ISR ID # (3 digits)

999. N.A.

000. Inap. - No second job mentioned; main support is
not a person.

IBM
Column

23-25

Q. 31B. What exactly does she do?

ISR ID # (3 digits)

999. N.A.

000. Inap. - Mother does not work OR mother is main family support.

26-28

Q. 31E. What exactly does she do?

ISR ID # (3 digits)

999. N.A.

000. Inap. - Mother does not work OR mother is main family support OR mother has no second job.

29-31

Q. 32. What did your father's father do for a living most of his life?

ISR ID # (3 digits)

999. N.A.

32-34

Q. 36. What did your mother's father do for a living most of his life?

ISR ID # (3 digits)

999. N.A.

35-37

Q. 49 or Q. 51. What is the best job you can think of having?

ISR ID # (3 digits)

999. N.A., D.K.

38-40

Q. 49A. or Q. 51A. What is the worst job you can think of having?

ISR ID # (3 digits)

999. N.A., D.K.

IBM
Column

41-43

Q. 49B. or Q. 51B. If you couldn't get the job you wanted, what kind of job would you settle for without being too disappointed?

ISR ID # (3 digits)

999. N.A., D.K.

44-46

Q. 49C. or Q. 51C. If your father could choose for you, what kind of job do you think he would like you to have?

ISR ID # (3 digits)

999. N.A., D.K.

47-49

Q. 49D. or Q. 51D. If your mother could choose for you, what kind of job would she like you to have?

ISR ID # (3 digits)

999. N.A., D.K.

50-52

Q. 87 SERIES. Thinking some more about the future, when you finish your schooling, what will you probably do?

(CODER: Code only the highest occupation mentioned in the sequence of changes given by R)

ISR ID # (3 digits)

999. N.A., D.K.

IBM
Column
53-54

NSY
G136
Card 25

Q. 95D. Where have you lived most of your life?

12 Largest SMSA's

- 01. Central City
- 02. Other cities 50,000 or more
- 03. Other urban places 2,500-49,999
- 04. Rural less than 2,500

Other SMSA's

- 05. Central City
- 06. Other cities 50,000 or more
- 07. Other urban places 2,500-49,999
- 08. Rural less than 2,500

Non-SMSA's

- 09. Urban 2,500-49,999
- 10. Rural less than 2,500
- 99. N.A., D.K.

But depending on info from interviewee

② When respondent has lived in more than one place that more forms should be used for each place. Do not code additional forms.

④ When respondent has lived in NA or DK code the incident + NA info.

NSY
G136
Card 26

CODE BOOK
NATIONAL SURVEY OF YOUTH '67
CARD 26

IBM
Column

1-4

Study # (G136)

5-6

Card # (26)

7-10

Interview # (0001-)

11-12

Form A - Ran away from home

Code 01

13

Incident Number

- 1. One
- 2. Two
- 3. Three

If R. can't remember incident code 9's in cols. 14-64. Col. 65 is then 7.

14

2. Did your parents find out that you had run away?

- 1. Yes
- 5. No
- 9. NA, DK

① When there are three forms filled out and forms #2 + 3 are only "same" as incident #1 the order should code three (if incident coding is the same as incident #1 and NA in the information about date, time etc. which would be the same).

② When there are incident forms which are not complete and there is no indication that the incident is the same (eg. R knows he has done this many times but doesn't remember particulars) code as many incidents as possible.

U

IBM
Column

15-16
17-18

2

NSY
G136
Card 26

3. What led up to your running away?

(CODER: Code first two mentions)

Problems with parents (or guardians)

- 11. Parents restrict R. too much
- 12. Parents scold too much, pick on R., tell him he's no good, harp on his shortcomings, etc.
- 13. Parents hit him, either too much generally or in a specific instance
- 14. R. had an argument with parent
- 15. To avoid parental punishment (other than being hit) in a specific instance.
- 16. Parents argue with each other; general family discord
- 17. Parents disreputable: immoral, drunk, etc.
- 18. Other specific problem involving parents
- 19. Angry with parents, not further specified

Problem with siblings

- 21. Parents compare him to siblings too much
- 22. Fight with siblings
- 23. To escape punishment from sibling
- 28. Other specific problem with siblings
- 29. Angry with sibling, didn't get along

Peer involvement

- 31. Peers were going, so R. went
- 32. Dared to by peers
- 33. Fight or argument with peers
- 34. To escape punishment from peers
- 35. R. didn't have any friends
- 38. Other specific peer involvement.
- 39. Peers alluded to but in no specific way

Problems with authorities, institutions

- 41. To get away from school
- 42. To avoid punishment from school, police, etc.
- 43. Ran away from detention home
- 48. Other specific involvement of authorities
- 49. General involvement of authorities

(continued)

IBM
Column

15-16
17-18
(cont)

19

20

3

NSY
G136
Card 26

Interests

- 51. To see the world, or some specific part of it, curiosity
- 52. "For kicks," for fun
- 53. Nothing else to do
- 58. Other specific interests
- 88. Other
- 99. NA, DK
- 00. No second mention

4. Where did you go?

(CODER: Give priority to where R. intended to go if mentioned)

- 1. Somewhere in the vicinity of R's hometown
- 2. Somewhere in R's home state
- 3. Nearby states -- states surrounding R's state
- 4. Further off than any of above
- 7. R. was running away from somewhere else, to his home
- 8. Other
- 9. NA; DK

4. Where did you go?

(CODER: Code for R's intended destination if mentioned)

- 1. Relative's place
- 2. Friends' place
- 3. Woods or fields nearby; hid in the barn, in the garage
- 4. Wandered around town, in and out of stores
- 5. On the road, to some city or town where R. knew no one
- 6. On the road, to a Big City: Detroit, Chicago, New York, 'Frisco, Los Angeles, where R knew no one.
- 8. Other
- 9. NA, DK

IBM
Column

21-22

4a. How far was that from your house?

- 01. 0-5 blocks
- 02. more than 5-10 blocks
- 03. more than 10-20 blocks
- 04. $\frac{1}{2}$ mile or less
- 05. $\frac{1}{2}$ - $\frac{1}{2}$ mile
- 06. $\frac{1}{2}$ - 1 mile
- 07. more than 1-5 miles
- 08. more than 5-10 miles
- 09. more than 10 miles

99. NA, DK

23

4b. Would you say this was in your neighborhood?

1. Yes

5. No

9. NA, DK

24, 25

5. What did you do there?

CODER: Code 2 mentions

- 1. Got a job, got several odd jobs
- 2. Entertained himself: watched TV, read, went to movies, etc.
- 3. Social activity: visited, talked, played games
- 4. Hung around, wandered about, goofed off, "nothing"
- 5. Engaged in delinquent behavior

8. Other

9. DK, NA

0. Inap. - no second mention

IBM
Column

26

6. How did you happen to come back?

- 1. Brought back: by parents, who caught him
- 2. Brought back: by relative or friend, or R's friend's family
- 3. Brought back: by adult stranger
- 4. Brought back: by authorities (police, school, etc.)
-- code here even if someone else had to fetch R. from police
- 5. Went back himself, with intentions to stay:
"decided to go back," "got scared"; "just wanted to"
- 6. Went back himself, to get something then leave again
- 7. *Conflict was resolved; by R or someone else*
- 8. Other
- 9. NA, DK
- 0. Inap. - never went back

IBM
Column

27

7. Were you with anyone?

1. Yes

5. No

9. NA

Code 0
in cols.
28-42

28, 29
30, 31

7a. Who were they? - age

(CODER: Code first four mentions)

- 1. Younger than R by 2 years or more
- 2. Younger than R by 1 year
- 3. Same age as R, within a year
- 4. Older than R by 1 year
- 5. Older than R by 2 years or more, but under 21
- 6. 21 or over

9. NA

0. Inap. - col. 27 is 5 or 9; OR no second, third or fourth mention

32, 33
34, 35

7a. Who were they? - sex

(CODER: Code first four mentions)

- 1. Male
- 2. Female

9. NA

0. Inap. - col. 27 is 5 or 9; OR no second, third or fourth mention

36, 37
38, 39

7a. Who were they? - closeness

(CODER: Code first four mentions)

- 1. One: very close
- 2. Two: a friend
- 3. Three: someone R. knew
- 4. Four: stranger to R.

9. NA (not not listed on checklist)

0. Inap. - col. 27 is 5 or 9; OR no second, third or fourth mention

IBM
Column

40

7a. SUMMARY CODE: Total number of persons mentioned

Do not include R

- 1. One
- 2. Two
- 3. Three
- 4. Four
- 5. Five or more

8. R was with someone, NA how many

9. NA

0. No persons mentioned. Col. 27 is 5 or 9

41

7a. SUMMARY CODE: Who were they? - age range of group

Include R

- 1. 1 year or less
- 2. 2 years
- 3. 3-4 years
- 4. 5-6 years
- 5. 7-10 years
- 6. 11-20 years
- 7. over 20 years

9. NA

0. Inap. - col. 27 is 5 or 9

42

7a. SUMMARY CODE: Who were they? - sex composition of group

Only one other person besides R

- 1. Same sex as R
- 2. Opposite sex from R
- 3. One other but NA what sex

More than one other person besides R

- 4. All same sex as R
- 5. Mixed, predominantly R's sex
- 6. Mixed, predominantly opposite from R's sex
- 7. All opposite sex from R *from R*
- 8. Equal number of boys and girls *Include R*

9. More than one other but NA sex

0. Inap. - col. 27 is 5 or 9

IBM
Column

43

8. Who first suggested doing this?

Code 0
in
cols.
44-46

- 1. R did.
- 2. Person other than R
- 3. Everyone, all agreed
- 8. DK
- 9. NA

~~0. Inap. - col. 27 is 5 or 9~~

44

8. Who first suggested doing this? - age of instigator

- 1. Younger than R by 2 years or more
- 2. Younger than R by 1 year
- 3. Same age as R
- 4. Older than R by 1 year
- 5. Older than R by 2 years or more, under 21
- 6. 21 or over

9. NA

0. Inap. - ~~col. 27 is 5 or 9~~; col. 43 is other than 2

45

8. Who first suggested doing this? - sex of instigator

- 1. Male
- 2. Female

9. NA

0. Inap. - ~~col. 27 is 5 or 9~~; col. 43 is other than 2

46

8. Who first suggested doing this? - closeness to instigator

- 1. One
- 2. Two
- 3. Three
- 4. Four

9. NA

0. Inap. - ~~col. 27 is 5 or 9~~; col. 43 is other than 2

IBM
Column

47

9A. When did this happen? -- year

- 3. 1963 or before
- 4. 1964
- 5. 1965
- 6. 1966
- 7. 1967

9. NA, DK

48-49

9B. When did this happen? -- month

- | | |
|--------------|---------------|
| 01. January | 07. July |
| 02. February | 08. August |
| 03. March | 09. September |
| 04. April | 10. October |
| 05. May | 11. November |
| 06. June | 12. December |

- 20. "Wintertime," no further specification
- 30. "Springtime," no further specification
- 40. "Summertime," no further specification
- 50. "Fall," no further specification

99. NA; DK

50

9C. When did this happen? -- day

- 1. Monday
- 2. Tuesday
- 3. Wednesday
- 4. Thursday
- 5. Friday
- 6. Saturday
- 7. Sunday

8. Weekday, not specified further

0. Weekend, not specified further

9. NA; DK

IBM
Column

51

9D. When did this happen? -- time

1. 5 am - Noon
2. Noon - 3 pm
3. 3 pm - 6 pm
4. 6 pm - 11 pm
5. 11 pm - 5 am
6. 2 & 3 combined
7. 3 & 4 combined
8. 4 & 5 combined

0. Other

9. NA, DK

52

10. How long beforehand did you decided to run away?

1. 1-30 minutes; spur of the moment; never decided, just did it
2. More than 1/2 hour - 1/2 a day
3. More than 1/2 day to 1 day *that day*
4. More than 1 day *the day before*

9. NA; DK

53

11. How long were you gone?

1. Not overnight
2. Over one night
3. Over two to three nights
4. Over four to 14 nights
5. Over 15 to 30 nights; about a month
6. More than 30 nights

9. NA; DK

IBM
Column

54

12. Did you tell anyone about it?

1. Yes

5. No

9. NA; DK

Code 0
in cols
55-57

55

12a. How many people did you tell?

1. One
2. 2-3
3. 4-5
4. 6 or more

9. NA; DK

0. Inap. - col 54 is 5 or 9

56, 57

12b. Who were they? (CODER: Code for 2 mentions)

1. Parent(s)
2. Sibling(s)
3. Relative(s)
4. Friend(s)
5. Professionals: teachers, counselors, clergy, etc.
6. Police
7. Other

9. NA

0. Inap. - col. 54 is 5 or 9; no second mention

58

13. Did you have any contact with police, school people or other authorities because of running away?

1. Yes

5. No

9. NA

Code 0
in cols.
59-63

IBM
Column

59

13a. With whom?

1. Police, sheriff, constable or other police authority
2. Court: judge, referee, probation officer, case worker
3. Principal, teacher, or other school personnel

7. Other authority
8. Someone, DK who
9. NA
0. Inap. - col. 58 is 5 or 9

13b. What did they do? (Code 2 mentions)Act by police or court

11. Warned, scolded, talked to
12. R's parents told, R taken home
13. Temporary incarceration (three days or less)
14. Booked or arrested
15. Sent to court: warned, suspended sentence
16. Sent to court: probation
17. Sent to court: incarceration

19. Other act by police, court

Act by higher school official

21. Scolded
22. Threatened with physical punishment
23. Threatened with non-physical punishment
24. Punished: made to stay after school, given extra work, privilege taken away, grade lowered
25. Physical punishment: e.g., paddled
26. R's parents told
27. Suspended (excluded from school for a fixed time) or expelled (excluded from school until parents report)
28. Referred to police or court

29. Other act by higher school official

(continued)

IBM
Column60-61
62-63
(cont.)60-61
62-63

64

65

Act by teacher

31. Scolded by teacher
32. Threatened with physical punishment
33. Threatened with non-physical punishment
34. Punished: made to stay after school, given extra work, privileges taken away, grade lowered, excluded from class (not sent to office)
35. Physical punishment: e.g., paddled
36. Referred to higher school official, sent to office
37. Parents told
38. Other act by teacher
61. Nothing, no consequences, no action taken
62. Didn't care
77. Approved
88. Other
99. NA, DK
00. Inap. - col. 58 is 5 or 9; no second mention

14. How many times have you run away from home in the last three years?

1. One
2. Two
3. Three
4. Four
5. Five
6. Six
7. Seven or more
8. DK
9. NA
0. Inap. - this is incident # 2 or 3.

GLOBAL: Seriousness of delinquency

0. Not a delinquent act
1. Technically delinquent, but trivial
2. Moderately delinquent
3. Seriously delinquent
7. R. can't remember particular incident

CODE BOOK
NATIONAL SURVEY OF YOUTH '67
CARD 27

IBM
Column

1-4

Study # (G136)

5-6

Card # (27)

7-10

Interview # (0001 -)

11-12

Form B - Hit one of your parents

Code 02

13

Incident Number

If R. can't remember incident
code 9's in cols. 14-40.
Col. 41 is then 7.

- 1. One
- 2. Two
- 3. Three

14

2. Which parent did you hit?

- 1. Mother
- 2. Father
- 3. Stepmother
- 4. Stepfather

Make
Card

- 8. Other
- 9. NA

15

3. What did you hit him with?

- 1. Hand: punched, slapped, pushed, scratched
- 2. Used an object: a club, a chair, etc.
- 3. Used a weapon: gun or knife

- 8. Other
- 9. NA

IBM
Column

16

4. Did you cause any injury?

1. Yes

Code 0
in
col. 17

5. No

9. NA

17

4a. How badly did you injure (him/her)?

- 1. Slightly or not at all: a tap, a glancing blow
- 2. Left a mark: a bruise, a black eye, a small cut, a welt
- 3. Required minor care: a cut which needed bandaging, swelling which required compresses
- 4. Required major care: stitches, bone repair (cast or sling)
- 5. Required hospitalization; mortal; fatal

8. DK

9. NA

0. Inap. - col. 16 is 5 or 9

18

5A. When did this happen? -- year

3. 1963

4. 1964

5. 1965

6. 1966

7. 1967

9. NA, DK

IBM
Column

19-20

NSY
G136
Card 27

5B. When did this happen? - month

- | | |
|--------------|---------------|
| 01. January | 07. July |
| 02. February | 08. August |
| 03. March | 09. September |
| 04. April | 10. October |
| 05. May | 11. November |
| 06. June | 12. December |

20. "Wintertime," no further specification
30. "Springtime," no further specification
40. "Summertime," no further specification
50. "Fall," no further specification

99. NA, DK

21

5C. When did this happen? -- day

1. Monday
2. Tuesday
3. Wednesday
4. Thursday
5. Friday
6. Saturday
7. Sunday
8. Weekday, not specified further
0. Weekend, not specified further
9. NA, DK

22

5D. When did this happen? -- time

1. 5 am - Noon
2. Noon - 3 pm
3. 3 pm - 6 pm
4. 6 pm - 11 pm
5. 11 pm - 5 am
6. 2 & 3 combined
7. 3 & 4 combined
8. 4 & 5 combined
0. Other
9. NA, DK

IBM
Column

23

6. Did you tell anyone about it later?

1. Yes

5. No

9. NA

Code 0
in cols.
24-26

24

6a. About how many people did you tell?

1. One
2. 2-3
3. 4-5
4. 6 or more

9. NA

0. Inap. - col. 23 is 5 or 9

25, 26

6b. Who did you tell? (CODER: Code two mentions)

1. Parent(s)
2. Sibling(s)
3. Relative(s)
4. Friend(s)
5. Professionals: teachers, counselors, clergy, etc.
6. Police
7. Other
8. No second mention
9. NA
0. Inap. - col. 23 is 5 or 9; no second mention

27

7. Did your parents do anything because you hit your (father/mother)?

1. Yes

5. No

9. NA

Code 0
in cols.
28-31

IBM
Column

28-29
30-31

7a. What did they do?

(CODER: Code first two mentions)

- 11. Told R not to do it
- 12. Scolded, yelled, got angry
- 13. Threatened non-physical punishment
- 14. Punished -- non-physical; loss of privilege, freedom -- allowance cut, no car, stay in
- 15. Threatened physical punishment
- 16. Punished -- physical
- 17. Punished -- not further specified
- 18. *Threatened punishment - NA physical or non-physical*
- 21. Broke down, indicated hurt; cried, had a headache
- 31. Talked it over, discussion rather than scolding
- 41. Approved
- 42. Didn't care
- 51. Threatened to report R to police, authorities
- 52. Reported R. to police, authorities; surrendered R to authorities
- 88. Other
- 99. NA, DK
- 00. Inap. - col. 27 is 5 or 9; no second mention

8. Did you have any contact with Police or other authorities because you hit your (father/mother)?

- 1. Yes
- 5. No
- 9. NA

Code 0
in
33-38

32

33

8a. With whom?

- 1. Police, sheriff, constable or other police authority
- 2. Court: judge, referee, probation officer, case worker
- 3. Principal, teacher, or other school personnel
- 7. Someone, DK who
- 8. Other authority
- 9. NA
- 0. Inap. - col. 32 is 5 or 9

IBM
Column

34

35-36
37-38

8b. How did they find out?

- 1. Parent(s) reported R.
- 2. Other family member reported R.
- 3. Friend or neighbor reported R.
- 4. School personnel reported R.
- 5. Other professional reported R: clergy, doctor, social worker
- 6. Police investigation
- 8. DK
- 9. NA
- 0. Inap. - col. 32 is 5 or 9

8c. What did they do? (Code 2 mentions)

Act by police or court

- 11. Warned, scolded, talked to
- 12. R's parents told, R taken home
- 13. Temporary incarceration (three days or less)
- 14. Booked or arrested
- 15. Sent to court: warned, suspended sentence
- 16. Sent to court: probation
- 17. Sent to court: incarceration

19. Other act by police, court

Act by higher school official

- 21. Scolded
- 22. Threatened with physical punishment
- 23. Threatened with non-physical punishment
- 24. Punished: made to stay after school, given extra work, privilege taken away, grade lowered
- 25. Physical punishment: e.g., paddled
- 26. R's parents told
- 27. Suspended (excluded from school for a fixed time) or expelled (excluded from school until parents report)
- 28. Referred to police or court

29. Other act by higher school official

(continued)

IBM
Column35-36
37-38
(cont.)Act by teacher

- 31. Scolded by teacher
- 32. Threatened with physical punishment
- 33. Threatened with non-physical punishment
- 34. Punished: made to stay after school, given extra work, privileges taken away, grade lowered, excluded from class (not sent to office)
- 35. Physical punishment: e.g., paddled)
- 36. Referred to higher school official, sent to office
- 37. Parents told
- 38. Other act by teacher
- 61. Nothing, no consequences, no action taken
- 62. Didn't care
- 77. Approved
- 88. Other
- 99. NA, DK
- 00. Inap. - col. 58 is 5 or 9; no second mention

Column

39

40

41

9. How often have you hit your father or your mother in the last three years?

- 1. One
- 2. Two
- 3. Three
- 4. Four
- 5. Five
- 6. Six
- 7. Seven or more
- 8. DK
- 9. NA
- 0. Inap. - This is incident #2 or #3

GLOBAL: What led up to R. hitting parent

- 1. Parent hit R. first, tried to hit R., threatened to hit R.
- 2. Parent scolding R., punishing R. (not hitting), taking away a privilege.
- 3. Argument (but not clearly scolding)
- 4. Parent hitting someone else besides R. (including pet), trying or threatening to
- 5. Parent had or took something of R's (not as punishment); teasing, annoying, or otherwise provoking R
- 8. Other
- 9. NA

GLOBAL: Seriousness of delinquency

- 0. Not a delinquent act
- 1. Technically delinquent, but trivial
- 2. Moderately delinquent
- 3. Seriously delinquent
- 7. R. can't remember particular incident

CODE BOOK

NATIONAL SURVEY OF YOUTH '67

CARD 28

IBM
Column

1-4

Study # (G136)

5-6

Card # (28)

7-10

Interview # (0001 -)

11-12

Form C - Skipped a day of school without a real excuse

Code 03

13

Incident Number

- 1. One
- 2. Two
- 3. Three

If R. can't remember incident
code 9's in cols. 14-65.
Col. 66 is then 7.

14

2. What did you do while you were out of school?

- 1. Activity which would have been considered all right except that R. should have been in class
- 3. Activity which is socially disapproved but not legally actionable, except that R. cut
- 5. Legally actionable activity
- 9. NA

15

2. What did you do while you were out of school?

- 1. Talking, hanging around, riding or walking about, "goofed around", "messed around", "nothing much". *dyt*
- 2. Shopping, *window shopping*
- 3. Scholastic or "uplifting" activity: wrote a term paper, read a book; *musum*
- 4. "Constructive" activity: working on a bona fide job helping someone do something worthwhile; *gr*
- 5. Sports activity: ball game, hunting, fishing, swimming
- 6. Recreational activity: cards, TV, movies, pool, dance

Make
a card

- 8. Other
- 9. NA, DK

IBM
Column

16

3. Where was this?

- 1. R's home, or adult relative's home
- 2. R's friend's or peer's home
- 3. Place of entertainment: theater, ball park
- 4. Place of recreation: ball field, lake, pool hall, woods, (if hunting)
- 5. City streets, downtown, in and out of stores
- 6. Country roads, highway, fields and woods (not hunting)

- 8. Other
- 9. NA, DK

17-18

3a. About how many blocks was that from your house?

- 01. 0-5 blocks
- 02. more than 5-10 blocks
- 03. more than 10-20 blocks
- 04. 1/4 mile or less
- 05. 1/2 - 3/4 mile
- 06. 1/2 mile - 1 mile
- 07. more than 1-5 miles
- 08. more than 5-10 miles
- 09. more than 10 miles

- 99. NA, DK

19

3b. Would you say this was in your neighborhood?

- 1. Yes

- 5. No

- 9. NA

20

4. Did you have in mind to do this when you decided to skip school?

- 1. Yes, R. had it in mind
- 3. No, something else in mind other than what he did
- 5. No, nothing particular in mind to do, no plans
- 8. DK, don't remember
- 9. NA

Code 0
in
col. 21

IBM
Column

21

4a. What did you have in mind?

- 1. Talking, hanging around, riding or walking about, *drift*, "goofed around", "messed around", "nothing much".
- 2. Shopping; *window shopping*
- 3. Scholastic or "uplifting" activity: wrote a term paper, read a book; *museum*
- 4. "Constructive" activity: working on a bona fide job, helping someone do something worthwhile, *looking for job*
- 5. Sports activity: ball game, hunting, fishing, swimming
- 6. Recreational activity: cards, TV, movies, pool, dancin.

Make a
Card

- 8. Other
- 9. NA, DK
- 0. Inap. - col. 20 is 1 or 5.

22

5. Were you with anyone when you skipped?

1. Yes

5. No

9. NA

Code 0
in cols.
23-37

IBM
Column

23, 24
25, 26

5a. Who were they? - age

(CODER: Code first four mentions)

- 1. Younger than R by 2 years or more
- 2. Younger than R by 1 year
- 3. Same age as R, within a year
- 4. Older than R by 1 year
- 5. Older than R by 2 years or more, but under 21
- 6. 21 or over
- 9. NA
- 0. Inap. - col. 22 is 5 or 9, OR no second, third or fourth mention

27, 28
29, 30

5a. Who were they? - sex

(CODER: Code first four mentions)

- 1. Male
- 2. Female
- 9. NA
- 0. Inap. - col. 22 is 5 or 9, OR no second, third or fourth mention

31, 32
33, 34

5a. Who were they? - closeness

(CODER: Code first four mentions)

- 1. One: very close
- 2. Two: a friend
- 3. Three: someone R. knew
- 4. Four: stranger to R.
- 9. NA (not not listed on checklist)
- 0. Inap. - col. 22 is 5 or 9; OR no second, third or fourth mention

IBM
Column

35

5a. SUMMARY CODE: Total number of persons mentioned

do not include R

- 1. One
- 2. Two
- 3. Three
- 4. Four
- 5. Five or more

- 8. R. was with someone, NA how many
- 9. NA
- 0. No persons mentioned. Col. 22 is 5 or 9

36

5a. SUMMARY CODE: Who were they? - age range of group

Include R

- 1. 1 year or less
- 2. 2 years
- 3. 3-4 years
- 4. 5-6 years
- 5. 7-10 years
- 6. 11-20 years
- 7. over 20 years

- 9. NA
- 0. Inap. - col. 22 is 5 or 9

37

5a. SUMMARY CODE: Who were they? - sex composition of group

Only one other person besides R

- 1. Same sex as R
- 2. Opposite sex from R
- 3. One other but NA what sex

More than one other person besides R

- 4. All same sex as R
- 5. Mixed, predominantly R's sex
- 6. Mixed, predominantly opposite from R's sex
- 7. All opposite sex from R *from R*
- 8. Equal number of boys and girls *include R*

- 9. More than one other but NA sex
- 0. Inap. - col. 22 is 5 or 9

IBM
Column

38

6. Who first suggested skipping school?

Code 0
in
cols.
39-41

- 1. R. did
- 2. Person other than R
- 3. Everyone, all agreed

- 8. DK
- 9. NA
- 0. Inap. - col. 22 is 5 or 9

39

6. Who first suggested doing this? - age of instigator

- 1. Younger than R by 2 years or more
- 2. Younger than R by 1 year
- 3. Same age as R
- 4. Older than R by 1 year
- 5. Older than R by 2 years or more, under 21
- 6. 21 or over

- 9. NA
- 0. Inap. - col. 22 is 5 or 9; col. 38 is other than 2

40

6. Who first suggested doing this? - sex of instigator

- 1. Male
- 2. Female

- 9. NA
- 0. Inap. - col. 22 is 5 or 9; col. 38 is other than 2

41

6. Who first suggested doing this? - closeness to instigator

- 1. One
- 2. Two
- 3. Three
- 4. Four

- 9. NA
- 0. Inap. - col. 22 is 5 or 9; col. 38 is other than 2

IBM
Column

42

7A. When did this happen? -- year

- 3. 1963 or before
- 4. 1964
- 5. 1965
- 6. 1966
- 7. 1967

9. NA, DK

43-44

7B. When did this happen? -- month

- | | |
|--------------|---------------|
| 01. January | 07. July |
| 02. February | 08. August |
| 03. March | 09. September |
| 04. April | 10. October |
| 05. May | 11. November |
| 06. June | 12. December |

- 20. "Wintertime," no further specification
- 30. "Springtime," no further specification
- 40. "Summertime," no further specification
- 50. "Fall," no further specification

99. NA, DK

45

7C. When did this happen? -- day

- 1. Monday
- 2. Tuesday
- 3. Wednesday
- 4. Thursday
- 5. Friday
- 6. Saturday
- 7. Sunday

8. Weekday, not specified further

0. Weekend, not specified further

9. NA; DK

IBM
Column

46

7D. When did this happen? -- time

- 1. Morning
- 2. Afternoon
- 3. All day

8. Other
9. NA, DK

47

8. How long beforehand did you decide to skip school?

- 1. 1-30 minutes; spur of the moment; never decided, just did it
- 2. More than 1/2 hour to 1/2 day
- 3. More than 1/2 day *1 day*
- 4. More than 1 day *the day before*
- 9. NA; DK

IBM
Column

48

9. Did you tell anyone about it later?

- 1. Yes
- 5. No
- 9. NA

Code 0
in cols.
49-51

49

9a. How many people did you tell?

- 1. One
- 2. 2-3
- 3. 4-5
- 4. 6 or more

9. NA

0. Inap. - col. 48 is 5 or 9

50, 51

9b. Who were they? (CODER: Code for 2 mentions)

- 1. Parent(s)
- 2. Siblings(s)
- 3. Relative(s)
- 4. Friend(s)
- 5. Professionals: teachers, counselors, clergy, etc.
- 6. Police
- 7. Other
- 8. ~~No second mention~~ - DK
- 9. NA
- 0. Inap. - col. 48 is 5 or 9; no second mention

IBM
Column

52

10. Did anyone catch you or find out that you skipped school?

- 1. Yes
- 5. No (Parents only)
- 9. NA

Code 0
in cols.
53-58

53

10a. Who caught you?

- 1. Police, sheriff, constable or other police authority
- 2. Principal, teacher, or other school personnel "school" no out
- 3. Adult relative or friend or family (not parent)
- 5. ~~Teacher~~
- 7. Someone, DK who
- 8. Other adult
- 9. NA
- 0. Inap. - col. 52 is 5 or 9

54

10b. How did they catch you?

- 1. Discovered on the spot: saw or heard R.
- 2. Discovered through investigation sometime later; discovered accidentally sometime later
- 3. Reported, "squealed on"
- 4. R. confessed, without investigation
- 7. Other
- 8. DK
- 9. NA
- 0. Inap. - col. 52 is 5 or 9

IBM
Column55-56
57-5810c. What happened after you were caught?

(CODER: Code first two mentions)

Act by police or court

11. Warned, scolded, talked to
12. R's parents told, R taken home
13. Temporary incarceration (three days or less)
14. Booked or arrested
15. Sent to court: warned, suspended sentence
16. Sent to court: probation
17. Sent to court: incarcerated

19. Other act by police, court

Act by higher school official

21. Scolded
22. Threatened with physical punishment
23. Threatened with non-physical punishment
24. Punished: made to stay after, given extra work, privileges taken away, grade lowered
25. Physical punishment: e.g. paddled
26. R's parents were told
27. Suspended (excluded from school for a fixed time) or expelled (excluded from school until parents report)
28. Referred to police or court

29. Other act by higher school official

Act by teacher

31. Scolded by teacher
32. Threatened with physical punishment
33. Threatened with non-physical punishment
34. Punished: made to stay after, given extra work, privilege taken away, grade lowered, excluded from class (not sent to office)
35. Physical punishment: e.g. paddled
36. Referred to higher school official, sent to office
37. Parents told
38. Other act by teacher

(continued)

IBM
Column55-56
57-58
(cont.)Act by unofficial adult, other than parents

41. Scolded, yelled at, ordered to get out
42. Threatened with physical punishment: chased with gun, threat of bodily harm
43. Other threatened punishment: to call police, to sue, to tell parents
44. R's parents were told
45. Punished: forced to make restitution, loss of privilege
46. Physical punishment: hit, shot at
47. Police called

48. Other act by unofficial adult

Action taken - NA by whom

51. Warned; scolded
52. Threatened with physical punishment
53. Threatened with non-physical punishment
54. Physical punishment
55. Non-physical punishment
- 56.
58. Other action - NA by whom
61. Nothing, no consequences, no action taken
62. Didn't care
77. Approved
88. Other
99. NA, DK
00. Inap. - col. 52 is 5 or 9; no second mention

11. Did your parents find out about it?

1. Yes

5. No

8. DK

9. NA

Code 0
in cols.
60-64

59

IBM
Column

60

61-62
63-64

14

NSY
G136
Card 28

11a. How did they find out?

1. R. told them, apparently not under pressure to do so.
2. R. told them, under pressure (e.g., before someone else did first)
3. An authority (e.g. principal, police) told them
4. A sib told them
5. Another child told them
6. An adult, not an authority, told them (e.g., neighbor, friend of the family)
7. Parents discovered it themselves
8. Other
9. NA, DK
0. Inap. - col. 59 is 5, 8 or 9

11b. What did they do or say?

(CODER: Code first two mentions)

10. Told R. not to do it
11. Scolded, yelled, got angry
12. Threatened non-physical punishment
13. Punished -- non-physical: loss of privilege, freedom -- allowance cut, no car, stay in
14. Threatened physical punishment
15. Punished -- physical
16. Made R. make reparation; make restitution
17. Punished -- not further specified
17. This category is for physical punishment
21. Broke down, indicated hurt; cried; had a headache
31. Talked it over; discussion rather than scolding
41. Approved
42. Didn't care
51. Threatened to report R. to police
52. Reported R. to police, authorities: surrendered R. to authorities
61. Nothing
88. Other
99. NA, DK
00. Inap. - col. 59 is 5, 8 or 9; no second mention

15

NSY
G136
Card 28

IBM
Column

65

66

12. How many times have you skipped school in the last three years?

1. One
2. Two
3. Three
4. Four
5. Five
6. Six
7. Seven or more
8. DK
9. NA
0. Inap. - coded in incident form # 1

GLOBAL: Seriousness of delinquency.

0. Not a delinquent act
1. Technically delinquent, but trivial
2. Moderately delinquent
3. Seriously delinquent
7. R. can't remember particular incident

CODE BOOK
NATIONAL SURVEY OF YOUTH '67
CARD 29

IBM
Column

1-4

Study # (G136)

5-6

Card # (29)

7-10

Interview # (0001 -)

11-12

Form D - Purposely damage or mess up something not belonging to you.

Code 04

13

Incident Number

- 1. One
- 2. Two
- 3. Three

If R. can't remember incident code 9's in cols. 14-18. Col. 19 is then 7.

14

3. How did you damage it?

- 1. By hand: ripping, breaking
- 2. With an instrument: smashing, slashing, cutting, twisting, piercing; *man base, breaking*
- 3. Marking, defacing
- 4. Burning
- 5. Soaking
- 6. *mess up, no damage*
- 8. Other
- 9. NA

Code 0
Cols. 15-18

all code treated as "other" by JW

IBM
Column

15

4. How badly did you damage it?

- 1. Slight; *not much, a little*
- 2. Moderately; *partly some; partially; not too*
- 3. ~~total destruction~~ *a lot, a great deal, badly, pretty*
- 4. *total destruction*
- 8. DK
- 9. NA
- 0. *rip, code 0 col. 14*

16

5. How much do you think the damage cost?

- 1. Less than \$5
- 2. \$5 - \$50
- 3. More than \$50

- 8. DK
- 9. NA
- 0. *rip, code 0 col. 14*

17

6. At the time you did this, did you know who it belonged to?

- 1. Yes
- 5. No

Code 0
in
cols. 18-19

- 9. NA

18-19

6a. Who did it belong to?

Adults

- 01. Mother
- 02. Father
- 03. Step-mother
- 04. Step-father
- 05. Other adult relative
- 06. Adult R. knew, neighbor, etc.
- 07. Adult stranger
- 08. Other adult
- 09. Adult, NA anything else

(Continued)

IBM
Column18-19
(cont)Peers

- 11. Sister
- 12. Brother
- 13. Step-sister
- 14. Step-brother

- 15. Other peer relative
- 16. Peer friend
- 17. Peer R. knows
- 18. Peer stranger
- 19. Peer, NA anything else

- 20. School property
- 21. Other public property

- 30. Store, retail establishment

- 88. Other

- 99. NA, DK
- 00. Inap. - col. 17 is 5 or 9

20-21

7. Where did this happen?

- 01. R's home, or yard or outbuilding
- 02. Known adults' home, or yard, or outbuilding
- 03. Peer's home, or yard, or outbuilding
- 04. Stranger's home, yard or outbuilding
- 05. Private home, yard or outbuilding: (NA whose)
- 06. Commercial establishment: store, restaurant, carwash, laundromat
- 07. Industrial establishment: shop, factory, office
- 08. School
- 09. Other public institution: library, city hall
- 10. On the street, on a highway
- 11. Open field, farm, woods

- 88. Other

- 99. NA, DK

IBM
Column

22-23

7a. How far was that from your home?

- 01. 0-5 blocks
- 02. more than 5-10 blocks
- 03. more than 10-20 blocks
- 04. $\frac{1}{2}$ mile or less
- 05. $\frac{1}{2}$ - $\frac{3}{4}$ mile
- 06. $\frac{1}{2}$ - 1 mile
- 07. more than 1-5 miles
- 08. more than 5-10 miles
- 09. more than 10 miles

99. NA, DK

7b. Would you say this was in your neighborhood?

- 1. Yes

- 5. No

- 9. NA

24

IBM
Column

25

8. Were you with anyone?

1. Yes (Code as 5 if others were clearly not participants in incident)

5. No

9. NA

Code 0
in cols.
26-40

26, 27
28, 29

8a. Who were they? - age

(CODER: Code first four mentions)

- 1. Younger than R by 2 years or more
- 2. Younger than R by 1 year
- 3. Same age as R, within a year
- 4. Older than R by 1 year
- 5. Older than R by 2 years or more, but under 21
- 6. 21 or over

9. NA

0. Inap. - col. 25 is 5 or 9; OR no second, third or fourth mention

30, 31
32, 33

8a. Who were they? - sex

(CODER: Code first four mentions)

- 1. Male
- 2. Female

9. NA

0. Inap. - col. 25 is 5 or 9; OR no second, third or fourth mention

34, 35
36, 37

8a. Who were they? - closeness

(CODER: Code first four mentions)

- 1. One: very close
- 2. Two: a friend
- 3. Three: someone R. knew
- 4. Four: stranger to R.

9. NA (not not listed on checklist)

0. Inap. - col. 25 is 5 or 9; OR no second, third or fourth mention

IBM
Column

38

8a. SUMMARY CODE: Total number of persons mentioned

- 1. One
- 2. Two
- 3. Three
- 4. Four
- 5. Five or more

8. R. was with someone, NA how many

9. NA

0. No persons mentioned. Col. 25. is 5 or 9

39

8a. SUMMARY CODE: Who were they? - age range of group

- 1. 1 year or less
- 2. 2 years
- 3. 3-4 years
- 4. 5-6 years
- 5. 7-10 years
- 6. 11-20 years
- 7. over 20 years

9. NA

0. Inap. - col. 25 is 5 or 9

40

8a. SUMMARY CODE: Who were they? - sex composition of group

Only one other person besides R

- 1. Same sex as R
- 2. Opposite sex from R
- 3. One other but NA what sex

More than one other person besides R

- 4. All same sex as R
- 5. Mixed, predominantly R's sex
- 6. Mixed, predominantly opposite from R's sex
- 7. All opposite sex from R
- 8. Equal number of boys and girls *indirect R*

9. More than one other but NA sex

0. Inap. - col. 25 is 5 or 9

IBM
Column

41

9. Who first suggested doing this?

Code 0
in
cols.
42-44

- 1. R did
- 2. Person other than R
- 3. Everyone, all agreed

- 8. DK
- 9. NA

0. Inap. - col. 25 is 5 or 9

42

9. Who first suggested doing this? - age of instigator

- 1. Younger than R by 2 years or more
- 2. Younger than R by 1 year
- 3. Same age as R
- 4. Older than R by 1 year
- 5. Older than R by 2 years or more, under 21
- 6. 21 or over

9. NA

0. Inap. - col. 25 is 5 or 9; col. 40 is other than 2

43

9. Who first suggested doing this? - sex of instigator

- 1. Male
- 2. Female

9. NA

0. Inap. - col. 25 is 5 or 9; col. 40 is other than 2

44

9. Who first suggested doing this? - closeness to instigator

- 1. One
- 2. Two
- 3. Three
- 4. Four

9. NA

0. Inap. - col. 25 is 5 or 9; col. 40 is other than 2

IBM
Column

45

10A. When did this happen? -- year

- 3. 1963 or before
- 4. 1964
- 5. 1965
- 6. 1966
- 7. 1967

9. NA, DK.

46-47

10E. When did this happen? -- month

- | | |
|--------------|---------------|
| 01. January | 07. July |
| 02. February | 08. August |
| 03. March | 09. September |
| 04. April | 10. October |
| 05. May | 11. November |
| 06. June | 12. December |

- 20. "Wintertime," no further specification
- 30. "Springtime," no further specification
- 40. "Summertime," no further specification
- 50. "Fall," no further specification

99. NA; DK

48

10C. When did this happen? -- day

- 1. Monday
- 2. Tuesday
- 3. Wednesday
- 4. Thursday
- 5. Friday
- 6. Saturday
- 7. Sunday

8. Weekday, not specified further

0. Weekend, not specified further

9. NA; DK

10

NSY
G136
Card 29IBM
Column

49.

10D. When did this happen? -- time

1. 5 am - Noon
2. Noon - 3 pm
3. 3 pm - 6 pm
4. 6 pm - 11 pm
5. 11 pm - 5 am

6. 2 & 3 combined
7. 3 & 4 combined
8. 4 & 5 combined

0. Other

9. NA, DK

50

11. How long before it happened did you decide to do this?

1. 1 - 30 minutes; spur of the moment; never decided, just did it
2. More than 1/2 hour - 1/2 a day
3. More than 1/2 day to 1 day
4. More than 1 day

9. NA; DK

51

12. Did anyone catch you or find out that you did this?

1. Yes

5. No (Parents Only)

9. NA

Code 0
in cols.
52-57

52

12a. Who caught you?

1. Police, sheriff, constable or other police authority
2. Owner
3. Another adult
4. Principal, teacher, or other school personnel
- 5.

8. Other

9. NA, DK

0. Inap. - col. 51, is 5 or 9

IBM
Column

53

12b. How did they catch you?

1. Discovered on the spot: saw or heard R
2. Discovered through investigation sometime later; discovered accidentally sometime later
3. Reported, "squealed on"
4. R. confessed, without investigation

7. Other

8. DK

9. NA

0. Inap. - col. 51 is 5 or 9

IBM
Column54 - 55
56 - 5712c. What happened after you were caught?

(CODER: Code first two mentions)

Act by police or court

11. Warned, scolded, talked to
12. R's parents told, R taken home
13. Temporary incarceration (three days or less)
14. Booked or arrested
15. Sent to court: warned, suspended sentence
16. Sent to court: probation
17. Sent to court: incarcerated

19. Other act by police, court

Act by higher school official

21. Scolded
22. Threatened with physical punishment
23. Threatened with non-physical punishment
24. Punished: made to stay after, given extra work, ~~privileges taken away~~, grade lowered
25. Physical punishment: e.g. paddled
26. R's parents were told
27. Suspended (excluded from school until parents report)
28. Referred to police or court

29. Other act by higher school official

30. *Punished: forced to make restitution, loss of privilege*Act by teacher

31. Scolded by teacher
32. Threatened with physical punishment
33. Threatened with non-physical punishment
34. Punished: made to stay after, given extra work, privilege taken away, grade lowered, excluded from class (not sent to office)
35. Physical punishment: e.g. paddled
36. Referred to higher school official, sent to office
37. Parents told
38. Other act by teacher

(continued)

IBM
Column54 - 55
56 - 57
(cont)Act by unofficial adult, other than parents

41. Scolded, yelled at, ordered to get out
42. Threatened with physical punishment: chased with gun, threat of bodily harm
43. Other threatened punishment: to call police, to sue, to tell parents
44. R's parents were told
45. Punished: forced to make restitution, loss of privilege
46. Physical punishment: hit, shot at
47. Police called

48. Other act by unofficial adult

Action taken - NA by whom

51. Warned; scolded
52. Threatened with physical punishment
53. Threatened with non-physical punishment
54. Physical punishment
55. Non-physical punishment
- 56.

58. Other action - NA by whom

61. Nothing, no consequences, no action taken

62. Didn't care

77. Approved

88. Other

99. NA, DK

00. Inap. - col. 51 is 5 or 9; no second mention

13. Did you tell anyone about it later?

1. Yes

5. No

9. NA

Code 0
in cols.
59-61

IBM
Column

59

13a. About how many people did you tell?

1. One
2. 2-3
3. 4-5
4. 6 or more
9. NA
0. Inap. - col. 58 is 5 or 9

60, 61

13b. Who did you tell?

(CODER: Code first two mentions)

1. Parent(s)
2. Sibling(s)
3. Relative(s)
4. Friend(s)
5. Professionals: teachers, counselors, clergy, etc.
6. Police
7. Other
8. No second mention
9. NA
0. Inap. - col. 58 is 5 or 9

62

14. Did your parents find out about it?

1. Yes

5. No

8. DK

9. NA

Code 0
in cols.
63-67

63

14a. How did they find out?

1. R. told them, apparently not under pressure to do so
2. R. told them, under pressure (e.g., before someone else did first)
3. An authority (e.g., principal, police) told them
4. A sib told them
5. Another child told them
6. An adult, not an authority, told them (e.g., neighbor, friend of the family)
7. Parents discovered it themselves
8. Other
9. NA, DK
0. Inap. - col. 62 is 5 or 8 or 9

IBM
Column64-65
66-6714b. What did they do or say?

(CODER: Code first two mentions)

10. Told R. not to do it
11. Scolded, yelled, got angry
12. Threatened non-physical punishment
13. Punished -- non-physical: loss of privilege, freedom -- allowance cut; no car, stay in
14. Threatened physical punishment
15. Punished -- physical
16. Made R. make reparation; make restitution
17. Punished -- not further specified
18. Threatened punishment *NA physical punishment*
21. Broke down, indicated hurt; cried; had a headache
31. Talked it over; discussion rather than scolding
41. Approved
42. Didn't care
51. Threatened to report R. to police
52. Reported R. to police, authorities: surrendered R. to authorities
61. Nothing
88. Other
99. NA, DK
00. Inap. - col. 62 is 5, 8 or 9; no second mention

IBM
Column

68

15. How many times have you done this kind of thing
in the last three years?

1. One
2. Two
3. Three
4. Four
5. Five
6. Six
7. Seven or more
8. DK
9. NA
0. Inap. - coded in incident form # 1

GLOBAL: Seriousness of delinquency

0. Not a delinquent act
1. Technically delinquent, but trivial
2. Moderately delinquent
3. Seriously delinquent
7. R can't remember particular incident

69

CODE BOOK

NATIONAL SURVEY OF YOUTH '67

CARD 30

IBM
Column

1-4

5-6

7-10

11-12

13

14

15

Study # (G136)

Card # (30)

Interview # (0001 -)

Form E - Tried to get something by lying about who you
were or how old you were

Code 05

Incident Number

1. One
2. Two
3. Three

If R. can't remember incident
code 9's in cols. 14-69.
Col. 70 is then 7.

2. When you did this, in what way did you lie?

1. Posed as older
2. Posed as younger
3. Posed as a collector
4. Posed as someone with permission, or as an official
8. Other
9. NA

3. What were you trying to get?

1. Money
2. An object
3. Alcoholic beverage
4. Something (including intangible privilege, etc.)
sold for less or only to certain people
5. Something given away only to certain people
6. Date; to impress someone
7. JOI
8. Other
9. NA
0. Inap. - nothing

Code 0 in
cols. 16-21

IBM
Column

16

4. Did you get it?

Code 0 in
cols. 20-21

1. Yes

Code 0
in cols.
17-19

5. No

9. NA

17, 18

4a. What did you do with it?

(CODER: Code first two mentions)

- 1. R. used it
- 2. Another involved party used it
- 3. Sold or traded it
- 4. Destroyed or discarded it
- 5. R. gave it to uninvolved party

- 7. Other
- 8. DK
- 9. NA

0. Inap. - col. 16 is 5 or 9; no second thing mentioned
col. 15 is coded 0

19

4b. About how much was it worth?

- 1. Less than \$5
- 2. \$5 - \$50
- 3. More than \$50

- 8. DK
- 9. NA

0. Inap. - col. 16 is 5 or 9; col. 15 is 0

20

4c. Did you get anything?

1. Yes

Code 0
in col. 21

5. No

9. NA

0. Inap. - coded 1 in col. 16; col. 15 is 0

CONTINUED

3 OF 5

IBM
Column

21

4d. What?

- 1. Money
- 2. An object
- 3. Alcoholic beverage
- 4. Something (including intangible privilege, etc.)
 sold for less or only to certain people
- 5. Something given away only to certain people
- 6. Date; impressed someone
- 7. *Job*
- 8. Other
- 9. NA
- 0. Inap. - col. 20 is 5 or 9; col. 16 is coded 1
 col. 15 is coded 0

22

5. Where was this?

- 1. Theater, fairground, dancehall, poolroom, nightclub,
 other place of entertainment
- 2. Bar, restaurant
- 3. Store
- 4.
- 5.

make a card

- 8. Other
- 9. NA

23-24

5a. How far was that from your home?

- 01. 0-5 blocks
- 02. more than 5-10 blocks
- 03. more than 10-20 blocks
- 04. $\frac{1}{2}$ mile or less
- 05. $\frac{1}{4}$ - $\frac{1}{2}$ mile
- 06. $\frac{1}{2}$ - 1 mile
- 07. more than 1-5 miles
- 08. more than 5-10 miles
- 09. more than 10 miles

99. NA, DK

25

5b. Would you say this was in your neighborhood?

- 1. Yes
- 5. No
- 9. NA

IBM
Column

26

6. Were you with anyone?

1. Yes

Code 0
in cols.
27-41

5. No

9. NA

27, 28
29, 30

6a. Who were they? - age

(CODER: Code first four mentions)

- 1. Younger than R by 2 years or more
- 2. Younger than R by 1 year
- 3. Same age as R, within a year
- 4. Older than R by 1 year
- 5. Older than R by 2 years or more, but under 21
- 6. 21 or over

9. NA

0. Inap. - col. 26 is 5 or 9, OR no second, third or fourth mention

31, 32
33, 34

6a. Who were they? - sex

(CODER: Code first four mentions)

- 1. Male
- 2. Female

9. NA

0. Inap. - col. 26 is 5 or 9, OR no second, third or fourth mention

35, 36
37, 38

6a. Who were they? - closeness

(CODER: Code first four mentions)

- 1. One: very close
- 2. Two: a friend
- 3. Three: someone R. knew
- 4. Four: stranger to R.

9. NA

0. Inap. - col. 26 is 5 or 9, OR no second, third or fourth mention

IBM
Column

39

6a. SUMMARY CODE: Total number of persons mentioned

do not include R

- 1. One
- 2. Two
- 3. Three
- 4. Four
- 5. Five or more

8. R. was with someone, NA how many

9. NA

0. No persons mentioned. Col. 26 is 5 or 9

40

6a. SUMMARY CODE: Who were they? - age range of group

Include R

- 1. 1 year or less
- 2. 2 years
- 3. 3-4 years
- 4. 5-6 years
- 5. 7-10 years
- 6. 11-20 years
- 7. over 20 years

9. NA

0. Inap. - col. 26 is 5 or 9

41

6a. SUMMARY CODE: Who were they? - sex composition of group

Only one other person besides R

- 1. Same sex as R
- 2. Opposite sex from R
- 3. One other but NA what sex

More than one other person besides R

- 4. All same sex as R
- 5. Mixed, predominantly R's sex
- 6. Mixed, predominantly opposite from R's sex
- 7. All opposite sex from R *from R*
- 8. Equal number of boys and girls *for each sex R*

9. More than one other but NA sex

0. Inap. - col. 26 is 5 or 9

IBM
Column

42

Code 0
in
cols.
43-45

7. Who first suggested doing this?

- 1. R. did
- 2. Person other than R
- 3. Everyone, all agreed
- 8. DK
- 9. NA
- 0. Inap. -

43

7. Who first suggested doing this? - age of instigator

- 1. Younger than R by 2 years or more
- 2. Younger than R by 1 year
- 3. Same age as R
- 4. Older than R by 1 year
- 5. Older than R by 2 years or more, under 21
- 6. 21 or over
- 9. NA
- 0. Inap. - col. 42 is other than 2

44

7. Who first suggested doing this? - sex of instigator

- 1. Male
- 2. Female
- 9. NA
- 0. Inap. - col. 42 is other than 2

45

7. Who first suggested doing this? - closeness to instigator

- 1. One
- 2. Two
- 3. Three
- 4. Four
- 9. NA
- 0. Inap. - col. 42 is other than 2

IBM
Column

46

8A. When did this happen? -- year

- 3. 1963 or before
- 4. 1964
- 5. 1965
- 6. 1966
- 7. 1967

9. NA, DK

47-48

8B. When did this happen? -- month

- | | |
|--------------|---------------|
| 01. January | 07. July |
| 02. February | 08. August |
| 03. March | 09. September |
| 04. April | 10. October |
| 05. May | 11. November |
| 06. June | 12. December |

- 20. "Wintertime," no further specification
- 30. "Springtime," no further specification
- 40. "Summertime," no further specification
- 50. "Fall," no further specification

99. NA, DK

49

8C. When did this happen? -- day

- 1. Monday
- 2. Tuesday
- 3. Wednesday
- 4. Thursday
- 5. Friday
- 6. Saturday
- 7. Sunday
- 8. Weekday, not specified further
- 0. Weekend, not specified further
- 9. NA, DK

IBM
Column

50

8D. When did this happen? -- time

- 1. 5 am - Noon
- 2. Noon - 3 pm
- 3. 3 pm - 6 pm
- 4. 6 pm - 11 pm
- 5. 11 pm - 5 am
- 6. 2 & 3 combined
- 7. 3 & 4 combined
- 8. 4 & 5 combined

0. Other

9. NA; DK

51

9. How long beforehand had you decided to do this?

- 1. 1-30 minutes; spur of the moment; never decided, just did it
- 2. More than 1/2 hour to 1/2 day
- 3. More than 1/2 day - *that day*
- 4. More than 1 day - *the night*

9. NA; DK

52

10. Did you tell anyone about it later?

1. Yes

5. No

9. NA

Code 0
in cols.
53-55

53

10a. About how many people did you tell?

- 1. One
- 2. 2-3
- 3. 4-5
- 4. 6 or more

9. NA

0. Inap. - col. 52 is 5 or 9

IBM
Column

54, 55

10b. Who were they?

(CODER: Code first two mentions)

- 1. Parent(s)
- 2. Sibling(s)
- 3. Relative(s)
- 4. Friend(s)
- 5. Professionals: teachers, counselors, clergy, etc.
- 6. Police
- 7. Other

9. NA

0. Inap. - col. 52 is 5 or 9; no second mention

56

11. Did anyone catch you or find out that you did this?

1. Yes

5. No (Parents Only)

9. NA

Code 0
in cols.
57-62

57

11a. Who caught you?

- 1. Police, sheriff, constable or other police authority
- 2. Principal, teacher, or other school personnel
- 3. Adult relative or friend of family (not parent, see bel)
- 4. Proprietor, manager, cashier, clerk
- 5. *1st*
- 6. *2nd*
- 7. Someone, DK who
- 8. Other adult
- 9. NA

0. Inap. - col. 56 is 5 or 9

58

11b. How did they catch you?

- 1. Discovered on the spot: saw or heard R
- 2. Discovered through investigation (sometime later); discovered accidentally sometime later;
- 3. Reported, "squealed on"
- 4. R. confessed, without investigation

7. Other

8. DK

9. NA

0. Inap. - col. 56 is 5 or 9

IBM
Column59-60
61-6211c. What happened after you were caught?

(CODER: Code first two mentions)

Act by police or court

11. Warned, scolded, talked to
12. R's parents told, R taken home
13. Temporary incarceration (three days or less)
14. Booked or arrested
15. Sent to court: warned, suspended sentence
16. Sent to court: probation
17. Sent to court: incarcerated

19. Other act by police, court

Act by higher school official

21. Scolded
22. Threatened with physical punishment
23. Threatened with non-physical punishment
24. Punished: made to stay after, given extra work, privileges taken away, grade lowered
25. Physical punishment: e.g., paddled
26. R's parents were told
27. Suspended (excluded from school for a fixed time) or expelled (excluded from school until parents report)
28. Referred to police or court

29. Other act by higher school official

Act by teacher

31. Scolded by teacher
32. Threatened with physical punishment
33. Threatened with non-physical punishment
34. Punished: made to stay after, given extra work, privilege taken away, grade lowered, excluded from class (not sent to office)
35. Physical punishment: e.g., paddled
36. Referred to higher school official, sent to office
37. Parents told
38. Other act by teacher

(continued)

IBM
Column59-60
61-62
(cont)Act by unofficial adult, other than parents

41. Scolded, yelled at, ordered to get out
42. Threatened with physical punishment: chased with gun, threat of bodily harm
43. Other threatened punishment: to call police, to sue, to tell parents
44. R's parents were told
45. Punished: forced to make restitution, loss of privilege
46. Physical punishment: hit, shot at
47. Police called

48. Other act by unofficial adult

Action taken - NA by whom

51. Warned; scolded
52. Threatened with physical punishment
53. Threatened with non-physical punishment
54. Physical punishment
55. Non-physical punishment
- 56.
58. Other action - NA by whom
61. Nothing, no consequences, no action taken
62. Didn't care
77. Approved
88. Other
99. NA, DK
00. Inap. - col. 56 is 5 or 9; no second mention

12. Did your parents find out about it?

1. Yes

Code 0 in cols. 64-68	5. No
	8. DK
	9. NA

63

IBM
Column

64

12a. How did they find out?

1. R told them, apparently not under pressure to do so.
2. R told them, under pressure (e.g., before someone else did first)
3. An authority (e.g., principal, police) told them
4. A sib told them
5. Another child told them
6. An adult, not an authority, told them (e.g., neighbor, friend of the family)
7. Parents discovered it themselves
8. Other
9. NA, DK
0. Inap. - col. 63 is 5, 8 or 9

12b. What did they do or say?

(CODER: Code first two mentions)

10. Told R. not to do it
11. Scolded, yelled, got angry
12. Threatened non-physical punishment
13. Punished -- non-physical: loss of privilege, freedom -- allowance cut, no car, stay in
14. Threatened physical punishment
15. Punished -- physical
16. Made R. make reparation; make restitution
17. Punished -- not further specified
18. *Threatened physical punishment*
21. Broke down, indicated hurt; cried; had a headache
31. Talked it over; discussion rather than scolding
41. Approved
42. Didn't care
51. Threatened to report R to police
52. Reported R. to police, authorities: surrendered R. to authorities
61. Nothing
88. Other
99. NA, DK
00. Inap. - col. 63 is 5, 8 or 9; no second mention

65-66
67-68IBM
Column

69

13. How many times have you lied about who you were or how old you were in the last three years?

1. One
2. Two
3. Three
4. Four
5. Five
6. Six
7. Seven or more
8. DK
9. NA
0. Inap. - coded in incident form #1

GLOBAL: Seriousness of delinquency

0. Not a delinquent act
1. Technically delinquent, but trivial
2. Moderately delinquent
3. Seriously delinquent
7. R. can't remember particular incident

70

NSY
G136
Card 31

CODE BOOK
NATIONAL SURVEY OF YOUTH '67
CARD 31

IBM
Column

1-4

Study # (G136)

5-6

Card # (31)

7-10

Interview # (0001 -)

11-12

Form F - Tried to get something by lying to a person
about what you would do for him

Code 06

13

Incident Number

1. One
2. Two
3. Three

If R. can't remember incident
code 9's in cols. 14-70.
Col. 71 is then 7.

IBM
Column

-17-18

4a. How far was that from your house?

- 01. 0-5 blocks
- 02. more than 5-10 blocks
- 03. more than 10-20 blocks
- 04. 1/2 mile or less
- 05. 1/2 - 1 mile
- 06. 1/2-1 mile
- 07. more than 1-5 miles
- 08. more than 5-10 miles
- 09. more than 10 miles

99. NA, DK

4b. Would you say this was in your neighborhood?

1. Yes

5. No

9. NA

5. Were you with anyone?

1. Yes

5. No

9. NA

Code 0
in cols.
21-35

19

20

NSY
G136
Code 31

IBM
Column

14-15

2. Now, about the most recent time you did this, who was it that you were lying to?

Adults

- 01. Mother
- 02. Father
- 03. Step-mother
- 04. Step-father
- 05. Other adult relative
- 06. Adult R. knew, neighbor, etc.
- 07. Adult stranger

- 08. Other adult
- 09. Adult, NA anything else
- 10. Parents

Peers

- 11. Sister
- 12. Brother
- 13. Step-sister
- 14. Step-brother
- 15. Other peer relative
- 16. Peer friend
- 17. Peer R. knows
- 18. Peer stranger
- 19. Peer, NA anything else

88. Other

99. NA, DK

3. What did you say you would do for him?

- 1. Provide a service usually paid for: wash car, care for lawn, etc.
- 2. Do a favor, not usually paid for: play with, provide fun for, etc.
- 3. Buy something
- 4. Sell something
- 5. Borrow and return something
- 6. Give or trade something

- 8. Other
- 9. NA

16

IBM
Column

21, 22
23, 24

5a. Who were they? - age

(CODER: Code first four mentions)

- 1. Younger than R by 2 years or more
- 2. Younger than R by 1 year
- 3. Same age as R, within a year
- 4. Older than R by 1 year
- 5. Older than R by 2 years or more, but under 21
- 6. 21 or over

- 9. NA
- 0. Inap. - col. 20 is 5 or 9, OR no second, third or fourth mention

5a. Who were they? - sex

- 1. Male
- 2. Female

- 9. NA
- 0. Inap. - col. 20 is 5 or 9, OR no second, third or fourth mention

5a. Who were they? - closeness

(CODER: Code first four mentions)

- 1. One: very close
- 2. Two: a friend
- 3. Three: someone R. knew
- 4. Four: stranger to R.

- 9. NA
- 0. Inap. - col. 20 is 5 or 9; OR no second, third or fourth mention

25, 26
27, 28

29, 30
31, 32

IBM
Column

33

5a. SUMMARY CODE: Total number of persons mentioned

- do not include R.*
- 1. One
- 2. Two
- 3. Three
- 4. Four
- 5. Five or more

- 8. R. was with someone, NA how many
- 9. NA
- 0. No persons mentioned. Col. 20 is 5 or 9

34

5a. SUMMARY CODE: Who were they? - age range of group

- Include R*
- 1. 1 year or less
- 2. 2 years
- 3. 3-4 years
- 4. 5-6 years
- 5. 7-10 years
- 6. 11-20 years
- 7. over 20 years

- 9. NA
- 0. Inap. - col. 20 is 5 or 9

35

5a. SUMMARY CODE: Who were they? - sex composition of group

Only one other person besides R

- 1. Same sex as R
- 2. Opposite sex from R
- 3. One other but NA what sex

More than one other person besides R

- 4. All same sex as R
- 5. Mixed, predominantly R's sex
- 6. Mixed, predominantly opposite from R's sex
- 7. All opposite sex from R *from R*
- 8. Equal number of boys and girls *include R*
- 9. More than one other but NA sex
- 0. Inap. - col. 20 is 5 or 9

IBM
Column

36

6. Who first suggested doing this?

Code 0
in
cols.
37-39

- 1. R did
- 2. Person other than R
- 3. Everyone, all agreed
- 4. *Victim*
- 8. DK
- 9. NA
- 0. Inap. - *QV/Inap*

37

6. Who first suggested doing this? - age of instigator

- 1. Younger than R by 2 years or more
- 2. Younger than R by 1 year
- 3. Same age as R
- 4. Older than R by 1 year
- 5. Older than R by 2 years or more, under 21
- 6. 21 or over

- 9. NA
- 0. Inap. - col. 36 is other than 2

38

6. Who first suggested doing this? - sex of instigator

- 1. Male
- 2. Female

- 9. NA
- 0. Inap. - col. 36 is other than 2

39

6. Who first suggested doing this? - closeness to instigator

- 1. One
- 2. Two
- 3. Three
- 4. Four

- 9. NA, *DK*
- 0. Inap. - col. 36 is other than 2

IBM
Column

40

7. What were you after?

- 1. Money
- 2. Object, on loan
- 3. Object, permanently
- 4. Privilege
- 5. Service, usually paid for
- 6. Favor, usually not paid for

- 8. Other
- 9. NA, *DK*

41

8. Did you get it?

Code 0 in
cols. 45-46

- 1. Yes

Code 0
in cols.
42-44

- 5. No
- 9. NA

42, 43

8a. What did you do with it?

(CODER: Code first two mentions)

- 1. R used it
- 2. Another involved party used it
- 3. Sold or traded it
- 4. Destroyed or discarded it
- 5. R. gave it to uninvolved party

- 7. Other
- 8. DK
- 9. NA

- 0. Inap. - col. 41 is 5 or 9; no second mention

44

8b. About how much was it worth?

- 1. Less than \$5
- 2. \$5 - \$50
- 3. More than \$50

- 8. DK
- 9. NA

- 0. Inap. - col. 41 is 5 or 9

IBM
Column

45

8c. Did you get anything?

1. Yes

Code 0
in col.
46

5. No

9. NA

0. Inap. - col. 41 is 1

46

8d. What?

1. Money

2. Object, on loan

3. Object, permanently

4. Privilege

5. Service, usually paid for

6. Favor, usually not paid for

8. Other

9. NA

0. Inap. - col.41 is 1; col.45 is 5 or 9

47

9. Did you tell anyone about it later?

1. Yes

Code 0
in cols.
48-50

5. No

9. NA

48

9a. About how many people did you tell?

1. One

2. 2-3

3. 4-5

4. 6 or more

9. NA

0. Inap. - col. 47 is 5 or 9

IBM
Column

49, 50

9b. Who were they?

(CODER: Code first two mentions)

1. Parent(s)

2. Sibling(s)

3. Relative(s)

4. Friend(s)

5. Professionals: teachers, counselors, clergy, etc.

6. Police

7. Other

8.

9. NA

0. Inap. - col. 47 is 5 or 9; no second mention

51

10. Did anyone catch you or find out that you did this?

1. Yes

Code 0
in cols.
52-57

5. No (Parents Only)

9. NA

52

10a. Who caught you?

1. Police, sheriff, constable or other police authority

2. Principal, teacher, or other school personnel

3. Adult relative or friend of family (not parent, see be)

5. ~~Someone, DK who~~

7. Someone, DK who

8. Other adult

9. NA

0. Inap. - col. 51 is 5 or 9

PRIORITY
CODE

53

10b. How did they catch you?

1. Discovered on the spot: saw or heard R

2. Discovered through investigation sometime later;
discovered accidentally sometime later

3. Reported, "squealed on"

4. R. confessed, without investigation

7. Other

8. DK

9. NA

0. Inap. - col. 51 is 5 or 9

IBM
Column54-55
56-5710c. What happened after you were caught?

(CODER: Code first two mentions)

Act by police or court

11. Warned, scolded, talked to
12. R's parents told, R taken home
13. Temporary incarceration (three days or less)
14. Booked or arrested
15. Sent to court: warned, suspended sentence
16. Sent to court: probation
17. Sent to court: incarcerated
18. Made R. make reparation; make restitution
19. Other act by police, court

Act by higher school official

21. Scolded
22. Threatened with physical punishment
23. Threatened with non-physical punishment
24. Punished: made to stay after, given extra work, privileges taken away, grade lowered
25. Physical punishment: e.g., paddled
26. R's parents were told
27. Suspended (excluded from school for a fixed time) or expelled (excluded from school until parents report)
28. Referred to police or court
29. Made R. make reparation; make restitution
30. Other act by higher school official

Act by teacher

31. Scolded by teacher
32. Threatened with physical punishment
33. Threatened with non-physical punishment
34. Punished: made to stay after, given extra work, privilege taken away, grade lowered, excluded from class (not sent to office)
35. Physical punishment: e.g., paddled
36. Referred to higher school official, sent to office
37. Parents told
38. Made R. make reparation; make restitution
39. Other act by teacher

(continued)

IBM
Column54-55
56-57
(cont)Act by unofficial adult, other than parents

41. Scolded, yelled at, ordered to get out
42. Threatened with physical punishment: chased with gun, threat of bodily harm
43. Other threatened punishment: to call police, to sue, to tell parents
44. R's parents were told
45. Punished: forced to make restitution, loss of privilege
46. Physical punishment: hit, shot at
47. Police called
48. Made R. make reparation; make restitution
49. Other act by unofficial adult

Action taken - NA by whom

51. Warned; scolded
52. Threatened with physical punishment
53. Threatened with non-physical punishment
54. Physical punishment
55. Non-physical punishment
56. Made R. make reparation; make restitution
58. Other action - NA by whom
61. Nothing, no consequences, no action taken
62. Didn't care
77. Approved
88. Other
99. NA, DK
00. Inap. - Col. 51 is 5 or 9; no second mention

11. Did your parents find out about it?

1. Yes

5. No

8. DK

9. NA

58

Code 0
in cols.
59-63

IBM
Column

59

11a. How did they find out?

1. R. told them, apparently not under pressure to do so.
2. R. told them, under pressure (e.g., before someone else did first)
3. An authority (e.g., principal, police) told them
4. A sib told them
5. Another child told them
6. An adult, not an authority, told them (e.g., neighbor, friend of the family)
7. Parents discovered it themselves
8. Other
9. NA, DK
0. Inap. - col. 58 is 5, 8 or 9

11b. What did they do or say?

(CODER: Code first two mentions)

10. Told R. not to do it
11. Scolded, yelled, got angry
12. Threatened non-physical punishment
13. Punished -- non-physical: loss of privilege, freedom -- allowance cut, no car stay in
14. Threatened physical punishment
15. Punished -- physical
16. Made R. make reparation; make restitution
17. Punished -- not further specified
18. *Threatened to report R. to police*
21. Broke down, indicated hurt; cried; had a headache
31. Talked it over; discussion rather than scolding
41. Approved
42. Didn't care
51. Threatened to report R. to police
52. Reported R. to police, authorities: surrendered R. to authorities
61. Nothing
88. Other
99. NA, DK
00. Inap. - col. 58 is 5, 8 or 9; no second mention

60-61..
62-63IBM
Column

64

12A. When did this happen? -- year

3. 1963 or before
4. 1964
5. 1965
6. 1966
7. 1967

9. NA, DK

65-66

12B. When did this happen? -- month

- | | |
|--------------|---------------|
| 01. January | 07. July |
| 02. February | 08. August |
| 03. March | 09. September |
| 04. April | 10. October |
| 05. May | 11. November |
| 06. June | 12. December |

20. "Wintertime," no further specification
30. "Springtime," no further specification
40. "Summertime," no further specification
50. "Fall," no further specification

99. NA, DK

67

12C. When did this happen? -- day

1. Monday
2. Tuesday
3. Wednesday
4. Thursday
5. Friday
6. Saturday
7. Sunday
8. Weekday, not specified further
0. Weekend, not specified further
9. NA; DK

IBM
Column

68

12D. When did this happen? -- time

1. 5 am - Noon
2. Noon - 3 pm
3. 3 pm - 6 pm
4. 6 pm - 11 pm
5. 11 pm - 5 am

6. 2 & 3 combined
7. 3 & 4 combined
8. 4 & 5 combined

0. Other

9. NA, DK

69

13. How long beforehand had you decided to do this?

1. 1-30 minutes; spur of the moment; never decided, just did it
2. More than $\frac{1}{2}$ hour to $\frac{1}{2}$ day
3. More than $\frac{1}{2}$ day to 1 day
4. More than 1 day

9. NA; DK

70

14. How many times have you done this sort of thing in the last three years?

1. One
2. Two
3. Three
4. Four
5. Five
6. Six
7. Seven or more
8. DK
9. NA
0. Inap. - coded in incident form # 1

71

GLOBAL: Seriousness of delinquency

0. Not a delinquent act
1. Technically delinquent, but trivial
2. Moderately delinquent
3. Seriously delinquent
7. R. can't remember particular incident

CODE BOOK

NATIONAL SURVEY OF YOUTH '67

CARD 32

IBM
Column

1-4

5-6

7-10

11-12

13

14-15
16-17NOTE: if AUTO
theft, incident
should be on
form P.

Study # (G136)

Card # (32)

Interview # (0001-)

Form G - Took something not belonging to you even if
returned

Code 07

Incident Number

1. One
2. Two
3. Three

If R. can't remember incident
code 9's in cols. 14-73.
Col. 74 is then 7.2. Thinking of the most recent time you took something
what did you take?

(CODER: Code first two mentions)

01. Money
02. Things to wear: clothes, accessories, jewelry, cosmetics
03. Things to have fun with: toys, books, magazines, records sports equipment, (not guns or knives) and not car parts
04. Possible weapons: guns, knives
05. Things to eat and drink: food, candy, gum, non-alcoholic drink
06. Alcoholic beverage: beer, wine, liquor
07. To smoke: cigarettes, cigars, tobacco
08. Tools: saws, hammer, pens, paint brushes, etc.
09. Work supplies: nails, lumber, ink, paper, paint, pipe, etc.
10. Decorative items: sign, vase, flowers, picture
11. Car parts: radio, hub cap, motor, tire
12. Gasoline, oil
13. Containers with deposit value: bottles, cases
14. *bicycle, bicycle parts*
88. Other
99. NA, DK
00. Inap. - no second mention

IBM
Column

18

3. How much would you say it was worth?

- 1. Less than \$5
- 2. \$5 - \$50
- 3. More than \$50
- 8. Difficult to determine cost of object
- 9. NA, DK

19-20

4. Where were you when you did this?

- 01. R's home
- 02. Home of adult known to R.
- 03. Home of peer known to R.
- 04. Private home, occupant not known to R.
- 05. Private home, NA where
- 06. Store or other commercial establishment
- 07. Industrial establishment or office
- 08. School
- 09. Other public institution
- 10. On the street, or a highway
- 11. Open field, farm, orchard, woods
- 88. Other
- 99. NA, DK

21-22

4a. How far was that from your house?

- 01. 0-5 blocks
- 02. more than 5-10 blocks
- 03. more than 10-20 blocks
- 04. 1/2 mile or less
- 05. 1/2 - 1/2 mile
- 06. 1/2 - 1 mile
- 07. more than 1-5 miles
- 08. more than 5-10 miles
- 09. more than 10 miles
- 99. NA, DK

23

4b. Would you say this was in your neighborhood?

- 1. Yes
- 5. No
- 9. NA

IBM
Column

24

5. At the time that you took it, did you know who it belonged to?

- 1. Yes
- 5. No
- 9. NA

Code 0
in cols.
25-26

25-26

5a. Who?

Adults

- 01. Mother
- 02. Father
- 03. Step-mother
- 04. Step-father
- 05. Other adult relative
- 06. Adult R. knew, neighbor, etc.
- 07. Adult stranger
- 08. Other adult
- 09. Adult, NA anything else

Peers

- 11. Sister
- 12. Brother
- 13. Step-sister
- 14. Step-brother
- 15. Other peer relative
- 16. Peer friend
- 17. Peer R. knows
- 18. Peer stranger
- 19. Peer, NA anything else

- 20. School property
- 21. Other public property
- 30. Retail, store, ~~retail~~
- 88. Other

Cards

- 99. NA, DK
- 00. Inap. - col. 24 is 5 or 9

6. How did you take it?

- 0. Shoplifting
- 1. Larceny from a building, no breaking and entering (building open, but not a place where things are sold)
- 2. Larceny from a building, breaking and entering (building closed)
- 3. Larceny from a car
- 4. Larceny, other -
- 5. Robbery from a person: purse-snatching, pocket-picking -- no force used
- 6. Forceful robbery, no weapon used
- 7. Armed robbery (include clubs, chains, etc. as well as guns and knives)

Make
Card

- 8. Other
- 9. DK, NA.

7. Were you with anyone?

- 1. Yes

Code 0
in cols.
29-44

- 5. No
- 9. NA

7a. Who were they? - age

(CODER: Code first four mentions)

- 1. Younger than R by 2 years or more
- 2. Younger than R by 1 year
- 3. Same age as R, within a year
- 4. Older than R by 1 year
- 5. Older than R by 2 years or more, but under 21
- 6. 21 or over
- 9. NA
- 0. Inap. - col. 28 is 5 or 9; OR no second, or third or fourth mention

7a. Who were they? - sex

(CODER: Code first four mentions)

- 1. Male
- 2. Female
- 9. NA
- 0. Inap. - col. 28 is 5 or 9; OR no second, third or fourth mention

7a. Who were they? - closeness

(CODER: Code first four mentions)

- 1. One: very close
- 2. Two: a friend
- 3. Three: someone R. knew
- 4. Four: stranger to R.
- 9. NA (not listed on checklist)
- 0. Inap. - col. 28 is 5 or 9; OR no second, third or fourth mention

7a. SUMMARY CODE: Total number of persons mentioned

do not include R

- 1. One
- 2. Two
- 3. Three
- 4. Four
- 5. Five or more
- 8. R was with someone, NA how many
- 9. NA
- 0. No persons mentioned. Col. 28 is 5 or 9

7a. SUMMARY CODE: Who were they? - age range of group

include R

- 1. 1 year or less
- 2. 2 years
- 3. 3-4 years
- 4. 5-6 years
- 5. 7-10 years
- 6. 11-20 years
- 7. Over 20 years
- 9. NA
- 0. Inap. - col. 28 is 5 or 9

7a. SUMMARY CODE: Who were they? - sex composition of group

Only one other person besides R.

- 1. Same sex as R
- 2. Opposite sex from R
- 3. One other but NA what sex

More than one other person besides R

- 4. All same sex as R
- 5. Mixed, predominantly R's sex
- 6. Mixed, predominantly opposite from R's sex
- 7. All opposite sex *from R*
- 8. Equal number of boys and girls, ~~not counting R~~ *include R*
- 9. More than one other but NA sex
- 0. Inap. - col. 28 is 5 or 9.

IBM
Column

44

7b. Did you actually take part or just watch?

- 1. Take part
- 2. Just watch

- 9. NA
- 0. Inap. coded 5 or 9 in col. 28

45

8. Who first suggested doing this?

Code
0 in
cols.
46-48

- 1. R did
- 2. Person other than R
- 3. Everyone, all agreed

- 8. DK
- 9. NA
- 0. Inap. - ~~col. 28 is 5 or 9~~

46

8. Who first suggested doing this? - age of instigator

- 1. Younger than R by 2 years or more
- 2. Younger than R by 1 year
- 3. Same age as R
- 4. Older than R by 1 year
- 5. Older than R by 2 years or more, under 21
- 6. 21 or over

- 9. NA
- 0. Inap. - ~~col. 28 is 5 or 9~~; col. 45 is 1, 3, 8 or 9

47

8. Who first suggested doing this? - sex of instigator

- 1. Male
- 2. Female

- 9. NA
- 0. Inap. - ~~col. 28 is 5 or 9~~; col. 45 is 1, 3, 8 or 9

48

8. Who first suggested doing this? - closeness to instigator

- 1. One
- 2. Two
- 3. Three
- 4. Four

- 9. NA
- 0. Inap. - ~~col. 28 is 5 or 9~~; col. 45 is 1, 3, 8 or 9

IBM
Column

49

9. How long beforehand had you decided to take it?

- 1. 1-30 minutes; spur of the moment; never decided, just did it
- 2. More than 1/2 hour - 1/2 a day
- 3. More than 1/2 day to 1 day *incl. the day before*
- 4. More than 1 day *the day before*

- 9. NA; DK

IBM
Column

50

10A. When did this happen? - year

- 3. 1963 or before
- 4. 1964
- 5. 1965
- 6. 1966
- 7. 1967

9. NA, DK

10B. When did this happen? - month

- | | |
|--------------|---------------|
| 01. January | 07. July |
| 02. February | 08. August |
| 03. March | 09. September |
| 04. April | 10. October |
| 05. May | 11. November |
| 06. June | 12. December |

- 20. "Wintertime", no further specification
- 30. "Springtime", no further specification
- 40. "Summertime", no further specification
- 50. "Fall", no further specification

99. NA; DK

10C. When did this happen? - day

- 1. Monday
- 2. Tuesday
- 3. Wednesday
- 4. Thursday
- 5. Friday
- 6. Saturday
- 7. Sunday

8. Weekday, not specified further

0. Weekend, not specified further

9. NA; DK

51-52

53

IBM
Column

54

10D. When did this happen? -- time

- 1. 5 am - Noon
- 2. Noon - 3 pm
- 3. 3 pm - 6 pm
- 4. 6 pm - 11 pm
- 5. 11 pm - 5 am

- 6. 2 & 3 combined
- 7. 3 & 4 combined
- 8. 4 & 5 combined

0. Other

9. NA; DK

11. What did you do with the (ITEM)?

(CODER Code first two mentions)

- 1. R. used it
- 2. Another involved party used it
- 3. Sold or traded it
- 4. Destroyed or discarded it
- 5. R. gave it to party not involved
- 6. *Handwritten note*
- 7. Other
- 8. DK
- 9. NA
- 0. No second mention

55, 56

IBM
column

57

12. Did you tell anyone about it later?

1. Yes

5. No

9. NA

Code 0
in cols.
56-60

58

12a. About how many people did you tell?

1. One

2. 2-3

3. 4-5

4. 6 or more

9. NA

0. Inap. - col. 57 is 5 or 9

59, 60

12b. Who did you tell?

(CODER: Code first two mentions)

1. Parent(s)

2. Sibling(s)

3. Relative(s)

4. Friend(s)

5. Professionals: teachers, counselors, clergy, etc.

6. POLICE

7. Other: *Police*

8. No second mention

9. NA

0. Inap. - col. 57 is 5 or 9, ...

Case

IBM
Column

61

13. Did anyone catch you or find out that you did it?

1. Yes

5. No (Parents only)

9. NA

Code 0
in cols.
62-67

62

13a. Who caught you?

1. Police, sheriff, constable or other police authority

2. Principal, teacher, or other school personnel

3. Adult relative or friend of family (not parent, see below)

4. Owner, manager, clerk

5. ...

7. Someone, DK who

8. Other adult

9. NA

0. Inap. - col. 61 is 5 or 9

PRIORITY
CODE

63

13b. How did they catch you?

1. Discovered on the spot: saw or heard R.

2. Discovered through investigation sometime later *accidently*

3. Reported, "squealed on" *discovery*

4. R. confessed, without investigation

7. Other

8. DK

9. NA

0. Inap. - col. 61 is 5 or 9

IBM
Column84-65
66-6713c. What happened after you were caught?

(CODER: Code first two mentions)

Act by police or court

11. Warned, scolded, talked to
12. R's parents told, R taken home
13. Temporary incarceration (three days or less)
14. Booked or arrested
15. Sent to court: warned, suspended sentence
16. Sent to court: probation
17. Sent to court: incarcerated

19. Other act by police, court

Act by higher school official

21. Scolded
22. Threatened with physical punishment
23. Threatened with non-physical punishment
24. Punished: made to stay after, given extra work, privileges taken away, grade lowered
25. Physical punishment: e.g. paddled
26. R's parents were told
27. Suspended (excluded from school for a fixed time) or expelled (excluded from school until parents report)
28. Referred to police or court

29. Other act by higher school official

Act by teacher

31. Scolded by teacher
32. Threatened with physical punishment
33. Threatened with non-physical punishment
34. Punished: made to stay after, given extra work, privilege taken away, grade lowered, excluded from class (not sent to office)
35. Physical punishment: e.g. paddled
36. Referred to higher school official, sent to office
37. Parents told
38. Other act by teacher

(Continued)

64-65,
66-67Act by unofficial adult, other than parents

41. Scolded, yelled at, ordered to get out
42. Threatened with physical punishment; chased with gun, threat of bodily harm
43. Other threatened punishment: to call police, to sue, to tell parents
44. R's parents were told
45. Punished: forced to make restitution, loss of privilege
46. Physical punishment: hit, shot at
47. Police called

48. Other act by unofficial adult

Action taken - NA by whom

51. Warned; scolded
52. Threatened with physical punishment
53. Threatened with non-physical punishment
54. Physical punishment
55. Non-physical punishment
- 56.
58. Other action - NA by whom
61. Nothing, no consequences, no action taken
62. Didn't care
77. Approved
88. Other
99. NA, DK
00. Inap. - col. 61 is 5 or 9; no second mention

68

14. Did your parents find out about it?

1. Yes
5. NO
8. DK
9. NA

Code 0
in cols.
69-73Code must
be serious action
first - final
dispositionAction taken
by parents
should be coded
in cols 70-73

14a. How did they find out?

1. R. told them, ^{NA whether pressure} apparently not under pressure to do so
2. R. told them, under pressure (e.g., before someone else did first)
3. An authority (e.g., principal, police) told them
4. A sib told them
5. Another child told them
6. An adult, not an authority, told them (e.g., neighbor, friend of the family)
7. Parents discovered it themselves
8. Other
9. NA, DK
0. Inap. - col. 67 is 5, 8, or 9.

14b. What did they do or say?

(CODER: Code first two mentions)

10. Told R. not to do it
11. Scolded, yelled, got angry
12. Threatened non-physical punishment
13. Punished -- non-physical; loss of privilege, freedom -- allowance cut, no car, stay in
14. Threatened physical punishment
15. Punished -- physical
16. Punished -- not further specified
21. Broke down, indicated hurt; cried, had a headache
31. Talked it over; discussion rather than scolding
41. Approved
42. Didn't care
51. Threatened to report R. to police
52. Reported R. to police, authorities; surrendered R. to authorities
61. Nothing
88. Other
- ~~98. No second mention~~
99. NA, DK
00. Inap. - col. 67 is 5, 8 or 9

Make
a card

15. How many times have you taken things in the last three years?

1. One
2. Two
3. Three
4. Four
5. Five
6. Six
7. Seven or more
8. DK
9. NA
0. Inap. - coded in incident form #1

GLOBAL: Seriousness of delinquency

0. Not a delinquent act
1. Technically delinquent, but trivial
2. Moderately delinquent
3. Seriously delinquent
7. R. can't remember particular incident

NSY
G136
Card 33

CODE BOOK
NATIONAL SURVEY OF YOUTH '67
CARD 33

IBM
Column

1-4

Study # (G136)

5-6

Card # (33)

7-10

Interview # (0001 -)

11-12

Form H - Injured someone on purpose

Code 08

13

Incident Number

1. One
2. Two
3. Three

If R. can't remember incident
code 9's in cols. 14-71.
Col. 72 is then. 7.

IBM
Column

14-15

2. Thinking about the last time you did this,
who did you do this to?

Adults

- 01. Mother
- 02. Father
- 03. Step-mother
- 04. Step-father
- 05. Other adult relative
- 06. Adult R. knew, neighbor, etc.
- 07. Adult stranger

- 08. Other adult
- 09. Adult, NA anything else

Peers

- 11. Sister
- 12. Brother
- 13. Step-sister
- 14. Step-brother

- 15. Other peer relative
- 16. Peer friend
- 17. Peer R. knows
- 18. Peer stranger
- 19. Peer, NA anything else

88. Other

99. NA, DK

2. Thinking about the last time you did this,
who did you do this to?

- 1. Adult male
- 2. Adult female
- 3. Peer male
- 4. Peer female

9. NA sex of victim

IBM
Column

17

2. Thinking about the last time you did this,
who did you do this to?

1. Victim's race, nationality, or religion mentioned.

5. Victim's race, nationality, or religion
not mentioned.3. What led up to this?

- 01. R. wanted something victim had; extortion
- 02. Victim threatened to report R, to "squeal"
- 03. Conflict over sharing, doing or believing something, argument
- 04. R. provoked by victim's behavior toward someone else victim was picking on another, annoying another, speaking ill of another, etc.
- 05. Victim took, had, or damaged R's property; took R's turn, place
- 06. R. personally provoked by victim (other than by physical attack): victim annoyed R: called R. names; dared R. to hurt him; etc.
- 07. R. attacked by victim first -- R's action might be considered in self-defense
- 08. R was bumped, jostled, hurt, but not on purpose
- 09. R got angry at victim
- 10. R angry, but not at victim or NA at whom
- 11. Rivalry over girlfriend or boyfriend

12. R. was bumped, jostled, hurt -- NA on purpose

88. Other

99. NA, DK

16

IBM
Column

20

3. What led up to this? (PROBE: How long beforehand had you decided to do this?)

- 1. 1-30 minutes; spur of the moment; never decided, just did it
- 2. More than 1/2 hour to 1/2 day
- 3. More than 1/2 day to 1 day *later*
- 4. More than 1 day *the day before*

9. NA; DK

21

4. How did you injure him (her)?

- 1. By hand: punched, slapped, pushed, scratched
- 2. Used an object: a club, a wrench, a chair, a chain
- 3. Used a weapon: a gun, a knife

8. Other

9. NA

22

5. How badly did you injure him (her)?

- 1. Slightly or not at all: a tap, a glancing blow, victim felt it
- 2. Left a mark: a bruise, a black eye, a small cut, a welt
- 3. Required minor care: a cut which needed bandaging, swelling which required compresses;
- 4. Required major care: stitches, bone repair
- 5. Required hospitalization; fatal

8. DK

9. NA

IBM
Column

23

6. Where was this?

- 1. On the street, outside, in a park
- 2. In school
- 3. In a residence; R's, the victim's, etc.
- 4. In a public place: store, community center

MAKE
CARD

8. Other

9. NA

24-25

6a. How far was that from your house?

- 01. 0-5 blocks
- 02. More than 5-10 blocks
- 03. More than 10-20 blocks
- 04. 1/4 mile or less
- 05. 1/2-1/4 mile
- 06. 1/2-1 mile
- 07. More than 1-5 miles
- 08. More than 5-10 miles
- 09. More than 10 miles

99. NA, DK

26

6b. Would you say this was in your neighborhood?

1. Yes

5. No

9. NA

27

7. Was anyone else there?

1. Yes

5. No

9. NA

Code 0
in cols.
28-43

IBM
Column28, 29
30, 317a. Who were they? - age

(CODER: Code first four mentions)

1. Younger than R by 2 years or more
2. Younger than R by 1 year
3. Same age as R, within a year
4. Older than R by 1 year
5. Older than R by 2 years or more, but under 21
6. 21 or over

9. NA

0. Inap. - col. 27 is 5 or 9, OR no second, third or fourth mention7a. Who were they? - sex

(CODER: Code first four mentions)

1. Male
2. Female

9. NA

0. Inap. - col. 27 is 5 or 9, OR no second, third or fourth mention7a. Who were they? - closeness

(CODER: Code first four mentions)

1. One: very close
2. Two: a friend
3. Three: someone R knew
4. Four: stranger to R

9. NA

0. Inap. - col. 27 is 5 or 9; OR no second, third or fourth mention32, 33
34, 3536, 37
38, 39IBM
Column

40

7a. SUMMARY CODE: Total number of persons mentioned

- do not include R*
1. One
 2. Two
 3. Three
 4. Four
 5. Five or more

8. R was with someone, NA how many

9. NA

0. No persons mentioned. Col. 27 is 5 or 9

41

7a. SUMMARY CODE: Who were they? - age range of group

- Include R*
1. 1 year or less
 2. 2 years
 3. 3-4 years
 4. 5-6 years
 5. 7-10 years
 6. 11-20 years
 7. over 20 years

9. NA

0. Inap. - col. 27 is 5 or 9

42

7a. SUMMARY CODE: Who were they? - sex composition of groupOnly one other person besides R

1. Same sex as R
2. Opposite sex from R
3. One other but NA what sex

More than one other person besides R

4. All same sex as R
5. Mixed, predominantly R's sex
6. Mixed, predominantly opposite from R's sex
7. All opposite sex from R *from R*
8. Equal number of boys and girls *Include R*

9. More than one other but NA sex

0. Inap. - col. 27 is 5 or 9

IBM
Column

43

7b. Did (he) (she) (they) take part or only watch?

- 1. Took part
- 2. Watched

- 9. NA
- 0. Inap. - col. 27 is 5 or 9

44

8. Who first suggested doing this?

Code 0
in
cols.
45-47

- 1. R. did
- 2. Person other than R
- 3. Everyone, all agreed
- 4. *Victim*
- 8. DK
- 9. NA

45

8. Who first suggested doing this? - age of instigator

- 1. Younger than R by 2 years or more
- 2. Younger than R by 1 year
- 3. Same age as R
- 4. Older than R by 1 year
- 5. Older than R by 2 years or more, under 21
- 6. 21 or over

- 9. NA
- 0. Inap. - col. 44 is 1, 3, 8, or 9 *or 7*

46

8. Who first suggested doing this? - sex of instigator

- 1. Male
- 2. Female

- 9. NA
- 0. Inap. - col. 44 is 1, 3, 8 or 9 *or 7*

47

8. Who first suggested doing this? - closeness to instigator

- 1. One
- 2. Two
- 3. Three
- 4. Four

- 9. NA
- 0. Inap. - col. 44 is 1, 3, 8 or 9 *or 7*

IBM
Column

48

9. Did you take anything belonging to (him) (her)?

1. Yes

5. No

9. NA

49

10A. When did this happen? -- year

- 3. 1963 or before
- 4. 1964
- 5. 1965
- 6. 1966
- 7. 1967

9. NA, DK

50-51

10B. When did this happen? -- month

- | | |
|--------------|---------------|
| 01. January | 07. July |
| 02. February | 08. August |
| 03. March | 09. September |
| 04. April | 10. October |
| 05. May | 11. November |
| 06. June | 12. December |

- 20. "Wintertime," no further specification
- 30. "Springtime," no further specification
- 40. "Summertime," no further specification
- 50. "Fall," no further specification

99. NA, DK

IBM
Column

52

10C. When did this happen? -- day

1. Monday
2. Tuesday
3. Wednesday
4. Thursday
5. Friday
6. Saturday
7. Sunday
8. Weekday, not specified further
0. Weekend, not specified further
9. NA; DK

53

10D. When did this happen? -- time

1. 5 am - Noon
2. Noon - 3 pm
3. 3 pm - 6 pm
4. 6 pm - 11 pm
5. 11 pm - 5 am
6. 2 & 3 combined
7. 3 & 4 combined
8. 4 & 5 combined
0. Other
9. NA; DK

54

11 Did anyone catch you or find out that you did this?

1. Yes
5. No (Parents Only)
9. NA

Code 0
in cols.
55-60IBM
Column

55

11a. Who caught you?

1. Police, sheriff, constable or other police authority
2. Principal, teacher, or other school personnel
3. Adult relative or friend of family (not parent, see bel
7. Someone, DK who
8. Other adult
9. NA
0. Inap. - col. 54 is 5 or 9

56

11b. How did they catch you?

1. Discovered on the spot: saw or heard R
2. Discovered through investigation sometime later;
discovered accidentally sometime later
3. Reported, "squealed on"
4. R. confessed, without investigation
7. Other
8. DK
9. NA
0. Inap. - col. 54 is 5 or 9

IBM
Column57-58
59-6011c. What happened after you were caught?

(CODER: Code first two mentions)

Act by police or court

11. Warned, scolded, talked to
12. R's parents told, R taken home
13. Temporary incarceration (three days or less)
14. Booked or arrested
15. Sent to court: warned, suspended sentence
16. Sent to court: probation
17. Sent to court: incarcerated
18. Made R. make reparation; make restitution
19. Other act by police, court

Act by higher school official

21. Scolded
22. Threatened with physical punishment
23. Threatened with non-physical punishment
24. Punished: made to stay after, given extra work, privileges taken away, grade lowered
25. Physical punishment: e.g., paddled
26. R's parents were told
27. Suspended (excluded from school for a fixed time) or expelled (excluded from school until parents report)
28. Referred to police or court
29. Made R. make reparation; make restitution
30. Other act by higher school official

Act by teacher

31. Scolded by teacher
32. Threatened with physical punishment
33. Threatened with non-physical punishment
34. Punished: made to stay after, given extra work, privilege taken away, grade lowered, excluded from class (not sent to office)
35. Physical punishment: e.g., paddled
36. Referred to higher school official, sent to office
37. Parents told
38. Made R. make reparation; make restitution
39. Other act by teacher

(continued)

IBM
Column57-58
59-60
(cont)Act by unofficial adult, other than parents

41. Scolded, yelled at, ordered to get out
42. Threatened with physical punishment: chased with gun, threat of bodily harm
43. Other threatened punishment: to call police, to sue; to tell parents
44. R's parents were told
45. Punished: forced to make restitution, loss of privilege
46. Physical punishment: hit, shot at
47. Police called
48. Other act by unofficial adult

Action taken - NA by whom

51. Warned; scolded
52. Threatened with physical punishment
53. Threatened with non-physical punishment
54. Physical punishment
55. Non-physical punishment
56. Made R. make reparation; make restitution
58. Other action - NA by whom
61. Nothing, no consequences, no action taken
62. Didn't care
77. Approved
88. Other
99. NA, DK
00. Inap. - col. 54 is 5 or 9; no second mention

12. Did you tell anyone about it later?

1. Yes

5. No

9. NA

61

Code 0
in cols.
62-64

IBM
Column

62

12a. How many people did you tell?

1. One
2. 2-3
3. 4-5
4. 6 or more

9. NA
0. Inap. - col. 61 is 5 or 9

63, 64

12b. Who were they?

(CODER: Code first two mentions)

1. Parent(s)
2. Sibling(s)
3. Relative(s)
4. Friend(s)
5. Professionals: teachers, counselors, clergy, etc.
6. Police
7. Other
- 8.
9. NA
0. Inap. - col. 61 is 5 or 9; no second mention

65

13. Did your parents find out about it?

1. Yes

Code 0
in cols.
66-70

5. No
8. DK
9. NA

IBM
Column

66

13a. How did they find out?

1. R. told them, apparently not under pressure to do so.
2. R. told them, under pressure (e.g., before someone else did first)
3. An authority (e.g., principal, police) told them
4. A sib told them
5. Another child told them
6. An adult, not an authority, told them (e.g., neighbor, friend of the family)
7. Parents discovered it themselves

8. Other
9. NA, DK
0. Inap. - col. 65 is 5, 8 or 9

IBM
Column

67-68
69-70

13b. What did they do or say?

(CODER: Code first two mentions)

- 10. Told R. not to do it
- 11. Scolded, yelled, got angry
- 12. Threatened non-physical punishment
- 13. Punished -- non-physical: loss of privilege, freedom -- allowance cut, no car, stay in
- 14. Threatened physical punishment'
- 15. Punished -- physical
- 16. Made R. make reparation; make restitution
- 17. Punished -- not further specified
- 18. *Threatened non-physical*
- 21. Broke down, indicated hurt; cried; had a headache
- 31. Talked it over; discussion rather than scolded
- 41. Approved
- 42. Didn't care
- 51. Threatened to report R. to police
- 52. Reported R. to police, authorities: surrendered R. to authorities
- 61. Nothing
- 88. Other
- 99. NA, DK
- 00. Inap. - col. 65 is 5, 8 or 9; no second mention

IBM
Column

71

14. How many times have you purposely hurt someone in the last three years?

- 1. One
- 2. Two
- 3. Three
- 4. Four
- 5. Five
- 6. Six
- 7. Seven or more
- 8. DK
- 9. NA
- 0. Inap. - coded in incident form # 1

72

GLOBAL: Seriousness of delinquency

- 0. Not a delinquent act
- 1. Technically delinquent, but trivial
- 2. Moderately delinquent
- 3. Seriously delinquent
- 7. R. can't remember particular incident

CODE BOOK
NATIONAL SURVEY OF YOUTH '67
CARD 34

IBM
Column

1-4
5-6
7-10
11-12

13

14-15

Study # (G136)

Card # (34)

Interview # (0001 -)

Form I - Threatened to injure someone

Code 09

Incident Number

1. One
2. Two
3. Three

If R. can't remember incident
code 9's in cols. 14-70.
Col. 71 is then 7.

2. When you last did this, who was this other person?

Adults

01. Mother
02. Father
03. Step-mother
04. Step-father
05. Other adult relative
06. Adult R. knew, neighbor, etc.
07. Adult stranger

08. Other adult
09. Adult, NA anything else

Peers

11. Sister
12. Brother
13. Step-sister
14. Step-brother
15. Other peer relative
16. Peer friend
17. Peer R. knows
18. Peer stranger
19. Peer, NA anything else

88. Other

99. NA, DK

IBM
Column

16

2. When you last did this, who was this other person?

- 1. Adult male
- 2. Adult female
- 3. Peer male
- 4. Peer female

9. NA, sex of victim

17

2. When you last did this, who was this other person?

- 1. Victim's race, nationality, or religion mentioned
- 5. Victim's race, nationality, or religion not mentioned

18

3. What did you threaten to do?

- 1. Use fists, hit, beat-up, sock
- 2. Use an object not ordinarily a weapon: a toy, a bat, a chair
- 3. Use a weapon: a knife, gun
- 4. Harm property, not physical person
- 5.
- 6.

Make
Card

- 8. Other threat, vague threat
- 9. NA, DK

19

4. Did you take anything belonging to (him) (her)?

- 1. Yes
- 5. No
- 9. NA

IBM
Column

20

5. Where did this happen?

- 1. On the street, outside, in a park
- 2. In school
- 3. In a residence; R's, the victim's, etc.
- 4. In a public place: store, community center

- 8. Other
- 9. NA

21-22

5a. How far was that from your house?

- 01. 0-5 blocks
- 02. More than 5-10 blocks
- 03. More than 10-20 blocks
- 04. 1/4 mile or less
- 05. 1/2 - 1/2 mile
- 06. 1/2 - 1 mile
- 07. More than 1-5 miles
- 08. More than 5-10 miles
- 09. More than 10 miles

99. NA, DK

23

5b. Would you say this was in your neighborhood?

- 1. Yes
- 5. No
- 9. NA

IBM
Column

24

6. Were you with anyone else?

- 1. Yes
- 5. No
- 9. NA

Code 0
in cols.
25-40

25, 26
27, 28

6a. Who were they? - age

(CODER: Code first four mentions)

- 1. Younger than R by 2 years or more
- 2. Younger than R by 1 year
- 3. Same age as R, within a year
- 4. Older than R by 1 year
- 5. Older than R by 2 years or more, but under 21
- 6. 21 or over
- 9. NA
- 0. Inap. - col. 24 is 5 or 9, OR no second, third or fourth mention

29, 30
31, 32

6a. Who were they? - sex

(CODER: Code first four mentions)

- 1. Male
- 2. Female
- 9. NA
- 0. Inap. - col. 24 is 5 or 9, OR no second, third or fourth mention

33, 34
35, 36

6a. Who were they? - closeness

(CODER: Code first four mentions)

- 1. One: very close
- 2. Two: a friend
- 3. Three: someone R. knew
- 4. Four: stranger to R.
- 9. NA
- 0. Inap. - col. 24 is 5 or 9; OR no second, third or fourth mention

IBM
Column

37

6a. SUMMARY CODE: Total number of persons mentioned

do not include R

- 1. One
- 2. Two
- 3. Three
- 4. Four
- 5. Five or more

- 8. R was with someone, NA how many
- 9. NA
- 0. No persons mentioned. Col. 24 is 5 or 9

38

6a. SUMMARY CODE: Who were they? - age range of group

include R

- 1. 1 year or less
- 2. 2 years
- 3. 3-4 years
- 4. 5-6 years
- 5. 7-10 years
- 6. 11-20 years
- 7. Over 20 years

- 9. NA
- 0. Inap. - col. 24 is 5 or 9

39

6a. SUMMARY CODE: Who were they? - sex composition of

Only one other person besides R

- 1. Same sex as R
- 2. Opposite sex from R
- 3. One other but NA what sex

More than one other person besides R

- 4. All same sex as R
- 5. Mixed, predominantly R's sex
- 6. Mixed, predominantly opposite from R's sex
- 7. All opposite sex from R
- 8. Equal number of boys and girls *include R*

- 9. More than one other but NA sex
- 0. Inap. - col. 24 is 5 or 9

IBM
Column

40

6b. Did they take part or just watch?

- 1. Took part
- 2. Just watched

- 9. NA
- 0. Inap. - col. 24 is 5 or 9

41

7. Who first suggested doing this?

- | | |
|-------|-------------------------|
| Code | 1. R. did |
| 0 | 2. Person other than R. |
| in | 3. Everyone, all agreed |
| cols. | 4. <i>Victim</i> |
| 42-44 | 8. DK |
| | 9. NA |
| | 0. Inap. |

42

7. Who first suggested doing this? - age of instigator

- 1. Younger than R. by 2 years or more
- 2. Younger than R by 1 year
- 3. Same age as R
- 4. Older than R by 1 year
- 5. Older than R by 2 years or more, under 21
- 6. 21 or over

- 9. NA
- 0. Inap. - col. 41 is 1, 3, 8, or 9 or 4

43

7. Who first suggested doing this? - sex of instigator

- 1. Male
- 2. Female

- 9. NA
- 0. Inap. - col. 41 is 1, 3, 8 or 9

44

7. Who first suggested doing this? - closeness to instigator

- 1. One
- 2. Two
- 3. Three
- 4. Four

- 9. NA
- 0. Inap. - col. 41 is 1, 3, 8 or 9

IBM
Column

45

8. How long beforehand had you decided to do this?

- 1. 1-30 minutes; spur of the moment; never decided, just did it
- 2. More than 1/2 hour to 1/2 day
- 3. More than 1/2 day
- 4. More than 1 day

- 9. NA; DK

46

9A. When did this happen? -- year

- 3. 1963 or before
- 4. 1964
- 5. 1965
- 6. 1966
- 7. 1967

- 9. NA, DK

47-48

9B. When did this happen? -- month

- | | |
|--------------|---------------|
| 01. January | 07. July |
| 02. February | 08. August |
| 03. March | 09. September |
| 04. April | 10. October |
| 05. May | 11. November |
| 06. June | 12. December |

- 20. "Wintertime," no further specification
- 30. "Springtime," no further specification
- 40. "Summertime," no further specification
- 50. "Fall," no further specification

- 99. NA, DK

IBM
Column

49

9C. When did this happen? -- day

- 1. Monday
- 2. Tuesday
- 3. Wednesday
- 4. Thursday
- 5. Friday
- 6. Saturday
- 7. Sunday

8. Weekday, not specified further

0. Weekend, not specified further

9. NA; DK

50

9D. When did this happen? -- time

- 1. 5 am - Noon
- 2. Noon - 3 pm
- 3. 3 pm - 6 pm
- 4. 6 pm - 11 pm
- 5. 11 pm - 5 am

- 6. 2 & 3 combined
- 7. 3 & 4 combined
- 8. 4 & 5 combined

0. Other

9. NA, DK

51

10. Did you tell anyone about it later?

1. Yes

5. No

9. NA

Code 0
in cols.
52-54

52

10a. How many people did you tell?

- 1. One
- 2. 2-3
- 3. 4-5
- 4. 6 or more

9. NA

0. Inap. - col. 51 is 5 or 9

IBM
Column

53, 54

10b. Who were they?

(CODER: Code first two mentions)

- 1. Parent(s)
- 2. Sibling(s)
- 3. Relative(s)
- 4. Friend(s)
- 5. Professionals: teachers, counselors, clergy, etc.
- 6. Police
- 7. Other
- 8.
- 9. NA, DK
- 0. Inap. - col. 51 is 5 or 9; no second mention

11. Did anyone catch you?

1. Yes

5. No (Parents Only)

9. NA

Code 0
in cols.
56-61

55

56

11a. Who caught you?

- 1. Police, sheriff, constable or other police authority
- 2. Principal, teacher, or other school personnel
- 3. Adult relative or friend of the family (not parent, see below)
- 4. *1000*
- 5. *1000*
- 6. *SIBLING*
- 7. Someone, DK who
- 8. Other adult
- 9. NA
- 0. Inap. - col. 55 is 5 or 9

57

11b. How did they catch you?

- 1. Discovered on the spot: saw or heard R
- 2. Discovered through investigation sometime later; discovered accidentally sometime later
- 3. Reported, "squealed on"
- 4. R. confessed, without investigation

Other

DK

9. NA

0. Inap. - col. 55 is 5 or 9

IBM
Column58-59
60-6111c. What happened after you were caught?

(CODER: Code first two mentions)

Act by police or court

11. Warned, scolded, talked to
12. R's parents told, R taken home
13. Temporary incarceration (three days or less)
14. Booked or arrested
15. Sent to court: warned, suspended sentence
16. Sent to court: probation
17. Sent to court: incarcerated
18. Made R make reparation; make restitution

19. Other act by police, court

Act by higher school official

21. Scolded
22. Threatened with physical punishment
23. Threatened with non-physical punishment
24. Punished: made to stay after, given extra work, privileges taken away, grade lowered
25. Physical punishment: e.g., paddled
26. R's parents were told
27. Suspended (excluded from school for a fixed time) or expelled (excluded from school until parents report)
28. Referred to police or court
29. Made R make reparation; make restitution

30. Other act by higher school official

Act by teacher

31. Scolded by teacher
32. Threatened with physical punishment
33. Threatened with non-physical punishment
34. Punished: made to stay after, given extra work, privilege taken away, grade lowered, excluded from class (not sent to office)
35. Physical punishment: e.g., paddled
36. Referred to higher school official, sent to office
37. Parents told
38. Made R. make reparation; make restitution

39. Other act by teacher

(continued)

IBM
Column58-59
60-61
(cont)Act by unofficial adult, other than parents

41. Scolded, yelled at, ordered to get out
42. Threatened with physical punishment: chased with gun, threat of bodily harm
43. Other threatened punishment: to call police, to sue, to tell parents
44. R's parents were told
45. Punished: forced to make restitution, loss of privilege
46. Physical punishment: hit, shot at
47. Police called

48. Other act by unofficial adult

Action taken - NA by whom

51. Warned; scolded
52. Threatened with physical punishment
53. Threatened with non-physical punishment
54. Physical punishment
55. Non-physical punishment
56. Made R. make reparation; make restitution

58. Other action - NA by whom

61. Nothing, no consequences, no action taken

62. Didn't care

77. Approved

88. Other

99. NA, DK

00. Inap. - col. 55 is 5 or 9

IBM
Column

62

12. Did your parents find out about it?

1. Yes

5. No

8. DK

9. NA

Code 0
in cols.
63-67

63

12a. How did they find out?

- 1. R. told them, apparently not under pressure to do so
- 2. R. told them, under pressure (e.g., before someone else did first)
- 3. An authority (e.g., principal, police,) told them
- 4. A sib told them
- 5. Another child told them
- 6. An adult, not an authority, told them (e.g., neighbor, friend of the family)
- 7. Parents discovered it themselves
- 8. Other
- 9. NA, DK
- 0. Inap. - col. 62 is 5, 8 or 9

IBM
Column

64-65
66-67

12b. What did they do or say?

(CODER: Code first two mentions)

- 10. Told R not to do it
- 11. Scolded, yelled, got angry
- 12. Threatened non-physical punishment
- 13. Punished -- non-physical: loss of privilege, freedom -- allowance cut, no car, stay in
- 14. Threatened physical punishment
- 15. Punished -- physical
- 16. Made R make reparation; make restitution
- 17. Punished -- not further specified
- 21. Broke down, indicated hurt; cried; had a headache
- 31. Talked it over; discussion rather than scolding
- 41. Approved
- 42. Didn't care
- 51. Threatened to report R to police
- 52. Reported R to police, authorities: surrendered R. to authorities
- 61. Nothing
- 88. Other
- 99. NA, DK
- 00. Inap. - col. 62 is 5, 8 or 9

IBM
Column

68

13. How many times have you done this sort of
thing in the last three years?

- 1. One
- 2. Two
- 3. Three
- 4. Four
- 5. Five
- 6. Six
- 7. Seven or more
- 8. DK
- 9. NA
- 0. Inap. - coded in incident form # 1

69-70

GLOBAL: Reason for threat

- 01. R personally provoked by victim (other than by physical attack): victim annoyed R, called R names, dared R to hurt him
- 02. Victim had tried to take, or damage R's property
- 03. R attacked by victim first - R's action might be considered self-defense
- 04. R bumped, jostled, hurt by victim, but not on purpose
- 05. Rivalry over a girlfriend or boyfriend
- 06. Argument; conflict over believing, sharing or doing something.
- 07. Victim threatened to report R, squeal on R, lie about R
- 08. R provoked by victim's behavior toward someone else: victim hitting or annoying or speaking ill of another
- 09. R angry, but not at victim
- 10. R angry, NA at what

low priority

Card

88. Other

- 98. DK
- 99. NA

71

GLOBAL: Seriousness of delinquency

- 0. Not a delinquent act
- 1. Technically delinquent, but trivial
- 2. Moderately delinquent
- 3. Seriously delinquent
- 7. R can't remember particular incident

CODE BOOK

NATIONAL SURVEY OF YOUTH '67

CARD 35

IBM
Column

1-4

5-6

7-10

11-12

13

Study # (G136)

Card # (35)

Interview # (0001 -)

Form J - Went onto someone's property when you were
not supposed to or without permission

Code 10

Incident Number

- 1. One
- 2. Two
- 3. Three

If R. can't remember incident
code 9's in cols. 14-63.
Col. 64 is then 7.

IBM
Column

14

2. How about the most recent time, what kind of place was it?

- 1. Space immediately adjacent to a dwelling: front or backyard, driveway; *per male*
- 2. Farm, pasture, field, orchard
- 3. Wooded area, swamp
- 4. Structure under construction; building site
- 5. Commercial property: parking lot, lumber yard, factory yard, working quarry...
- 6. Play area: athletic field, carnival
- 8. Other
- 9. DK, NA

15-16

2a. How far was that from your house?

- 01. 0-5 blocks
- 02. More than 5-10 blocks
- 03. More than 10-20 blocks
- 04. 1/2 mile or less
- 05. 1/4 - 1/2 mile
- 06. 1/2 - 1 mile
- 07. More than 1-5 miles
- 08. More than 5-10 miles
- 09. More than 10 miles

99. NA, DK

17

2b. Would you say this was in your neighborhood?

- 1. Yes
- 5. No
- 9. NA

IBM
Column

18

3. How did you get on to the place?

- 1. Retrieving a possession: chasing a ball, catching own pet
- 2. Taking a short cut
- 3. Hunting, fishing
- 4. Taking fruit, vegetables
- 5. Playing a game there, swimming
- 6. Messing place up purposely, mischief; to steal something aside from fruit or vegetables
- 7. Looking at something there, wandering, curious
- 8. Other
- 9. NA, DK, "Nothing"
- 0. Accident, unintentional, didn't mean to be there

19

3. How did you get on to the place?

- 1. Just walked on, no barrier present
- 2. Went through gate or other opening in barrier
- 3. Went over or under or through fence, gate or other barrier without breaking
- 4. Broke through barrier: cut fence, broke gate, blew up wall

8. Other
9. NA, DK

20

4. Were you with anyone?

1. Yes

5. No

9. NA

Code 0
in cols.
21-35

IBM
Column

21, 22
23, 24

4a. Who were they? - age

(CODER: Code first four mentions)

- 1. Younger than R by 2 years or more
- 2. Younger than R by 1 year
- 3. Same age as R, within a year
- 4. Older than R by 1 year
- 5. Older than R by 2 years or more, but under 21
- 6. 21 or over

9. NA

0. Inap. - col. 20 is 5 or 9, OR no second, third or fourth mention

4a. Who were they? - sex

(CODER: Code first four mentions)

- 1. Male
- 2. Female

9. NA

0. Inap. - col. 20 is 5 or 9, OR no second, third or fourth mention

4a. Who were they? - closeness

(CODER: Code first four mentions)

- 1. One: very close
- 2. Two: a friend
- 3. Three: someone R knew
- 4. Four: stranger to R

9. NA

0. Inap. - col. 20 is 5 or 9; OR no second, third or fourth mention

25, 26
27, 28

29, 30
31, 32

IBM
Column

33

4a. SUMMARY CODE: Total number of persons mentioned

do not include R.

- 1. One
- 2. Two
- 3. Three
- 4. Four
- 5. Five or more

8. R. was with someone, NA how many

9. NA

0. No persons mentioned. Col. 20 is 5 or 9

34

4a. SUMMARY CODE: Who were they? - age range of group

Include R

- 1. 1 year or less
- 2. 2 years
- 3. 3-4 years
- 4. 5-6 years
- 5. 7-10 years
- 6. 11-20 years
- 7. over 20 years

9. NA

0. Inap. - col. 20 is 5 or 9

35

4a. SUMMARY CODE: Who were they? - sex composition of group

Only one other person besides R

- 1. Same sex as R
- 2. Opposite sex from R
- 3. One other but NA what sex

More than one other person besides R

- 4. All same sex as R
- 5. Mixed, predominantly R's sex
- 6. Mixed, predominantly opposite from R's sex
- 7. All opposite sex from R
- 8. Equal number of boys and girls *Include R*

9. More than one other but NA sex

0. Inap. - col. 20 is 5 or 9

IBM
Column

36

5. Who first suggested doing this?

Code 0
in
cols.
37-39

- 1. R did
- 2. Person other than R
- 3. Everyone, all agreed
- 8. DK
- 9. NA

37

5. Who first suggested doing this? - age of instigator

- 1. Younger than R by 2 years or more
- 2. Younger than R by 1 year
- 3. Same age as R
- 4. Older than R by 1 year
- 5. Older than R by 2 years or more, under 21
- 6. 21 or over
- 9. NA
- 0. Inap. - col. 36. is anything but 2

38

5. Who first suggested doing this? - sex of instigator

- 1. Male
- 2. Female
- 9. NA
- 0. Inap. - col. 36 is anything but 2

39

5. Who first suggested doing this? - closeness to instigator

- 1. One
- 2. Two
- 3. Three
- 4. Four
- 9. NA
- 0. Inap. - col. 36 is anything but 2

IBM
Column

40

6A. When did this happen? -- year

- 3. 1963 or before
- 4. 1964
- 5. 1965
- 6. 1966
- 7. 1967
- 9. NA, DK

41-42

6B. When did this happen? -- month

- | | |
|--------------|---------------|
| 01. January | 07. July |
| 02. February | 08. August |
| 03. March | 09. September |
| 04. April | 10. October |
| 05. May | 11. November |
| 06. June | 12. December |
- 20. "Wintertime," no further specification
 - 30. "Springtime," no further specification
 - 40. "Summertime," no further specification
 - 50. "Fall," no further specification
 - 99. NA, DK

43

6C. When did this happen? -- day

- 1. Monday
- 2. Tuesday
- 3. Wednesday
- 4. Thursday
- 5. Friday
- 6. Saturday
- 7. Sunday
- 8. Weekday, not specified further
- 0. Weekend, not specified further
- 9. NA; DK

IBM
Column

44

6D. When did this happen? -- time

- 1. 5 am - Noon
- 2. Noon - 3 pm
- 3. 3 pm - 6 pm
- 4. 6 pm - 11 pm
- 5. 11 pm - 5 am

- 6. 2 & 3 combined
- 7. 3 & 4 combined
- 8. 4 & 5 combined

0. Other

9. NA

45

7. How long beforehand had you decided to do this?

- 1. 1-30 minutes; spur of the moment; never decided, just did it
- 2. More than 1/2 hour to 1/2 day
- 3. More than 1/2 day
- 4. More than 1 day

9. NA; DK

46

8. Did you take anything while you were there?

1. Yes

5. No

9. NA

47

9. Did you damage anything while you were there?

1. Yes

5. No

9. NA

IBM
Column

48

10. Did you tell anyone about it later?

1. Yes

5. No

9. NA

Code 0
in cols.
49-51

49

10a. How many people did you tell?

- 1. One
- 2. 2-3
- 3. 4-5
- 4. 6 or more

9. NA

0. Inap. - col. 48 is 5 or 9

50, 51

10b. Who were they?

(CODER: Code first two mentions)

- 1. Parent(s)
- 2. Sibling(s)
- 3. Relative(s)
- 4. Friend(s)
- 5. Professionals: teachers, counselors, clergy, etc.
- 6. Police
- 7. Other
- 8.
- 9. NA
- 0. Inap. - col. 48 is 5 or 9; no second mention

52

11. Did anyone catch you or find out that you had done this?

1. Yes

5. No (Parents Only)

9. NA

Code 0
in cols.
53-58

IBM
Column

53

11a. Who caught you?

1. Owner of land; caretaker;
man in charge of premises
2. Adult friend or neighbor of owner
3. Other adults (not R's parents)
4. Authorities; police, sheriff
5. *1888*
6. *000*
8. Other
9. NA, DK
0. Inap. - col. 52 is 5 or 9

54

11b. How did they catch you?

1. Discovered on the spot: saw or heard R
2. Discovered through investigation sometime later;
discovered accidentally sometime later
3. Reported, "squealed on"
4. R. confessed, without investigation

7. Other
8. DK
9. NA
0. Inap. - col. 52 is 5 or 9

IBM
Column55-56
57-5811c. What happened after you were caught?

(CODER: Code first two mentions)

Act by police or court

11. Warned, scolded, talked to
12. R's parents told, R taken home
13. Temporary incarceration (three days or less)
14. Booked or arrested
15. Sent to court: warned, suspended sentence
16. Sent to court: probation
17. Sent to court: incarcerated
18. Made R make reparation; make restitution

19. Other act by police, court

Act by higher school official

21. Scolded
22. Threatened with physical punishment
23. Threatened with non-physical punishment

24. Punished: made to stay after, given extra work,
privileges taken away, grade lowered
25. Physical punishment: e.g., paddled
26. R's parents were told
27. Suspended (excluded from school for a fixed time)
or expelled (excluded from school until parents report)
28. Referred to police or court
29. Made R make reparation; make restitution)

30. Other act by higher school official

Act by teacher

31. Scolded by teacher
32. Threatened with physical punishment
33. Threatened with non-physical punishment

34. Punished: made to stay after, given extra work,
privilege taken away, grade lowered, excluded from
class (not sent to office)
35. Physical punishment: e.g., paddled

36. Referred to higher school official, sent to office
37. Parents told
38. Made R. make reparation; make restitution

39. Other act by teacher

(continued)

Act by unofficial adult, other than parents

- 41. Scolded, yelled at, ordered to get out
- 42. Threatened with physical punishment: chased with gun, threat of bodily harm
- 43. Other threatened punishment: to call police, to sue, to tell parents
- 44. R's parents were told
- 45. Punished: forced to make restitution, loss of privilege
- 46. Physical punishment: hit, shot at
- 47. Police called
- 48. Other act by unofficial adult

Action taken - NA by whom

- 51. Warned; scolded
- 52. Threatened with physical punishment
- 53. Threatened with non-physical punishment
- 54. Physical punishment
- 55. Non-physical punishment
- 56. Made R make reparation, make restitution
- 58. Other action - NA by whom
- 61. Nothing, no consequences, no action taken
- 62. Didn't care
- 77. Approved
- 88. Other
- 99. NA, DK
- 00. Inap. - col. 52 is 5 or 9; no second mention

12. Did your parents find out about it?

- 1. Yes
- 5. No
- 8. DK
- 9. NA

Code 0	5. No
in cols.	8. DK
60-64	9. NA

12a. How did they find out?

- 1. R. told them, apparently not under pressure to do so
- 2. R told them, under pressure (e.g., before someone else did first)
- 3. An authority (e.g., principal, police) told them
- 4. A sib told them
- 5. Another child told them
- 6. An adult, not an authority, told them (e.g., neighbor, friend of the family)
- 7. Parents discovered it themselves
- 8. Other
- 9. NA, DK
- 0. Inap. - col. 59 is 5, 8 or 9

12b. What did they do or say?

(CODER: Code first two mentions)

- 10. Told R not to do it
- 11. Scolded, yelled, got angry
- 12. Threatened non-physical punishment
- 13. Punished -- non-physical: loss of privilege, freedom -- allowance cut, no car, stay in
- 14. Threatened physical punishment
- 15. Punished -- physical
- 16. Made R. make reparation; make restitution
- 17. Punished -- not further specified
- 18. Threatened punishment - Not physical or non-physical
- 21. Broke down, indicated hurt; cried; had a headache
- 31. Talked it over; discussion rather than scolding
- 41. Approved
- 42. Didn't care
- 51. Threatened to report R to police
- 52. Reported R to police, authorities: surrendered R. to authorities
- 61. Nothing
- 88. Other
- 99. NA, DK
- 00. Inap. - col. 59 is 5, 8 or 9; no second mention

IBM
Column

65

13. How many times in the last three years have you
gone on a place where you weren't supposed to?

- 1. One
- 2. Two
- 3. Three
- 4. Four
- 5. Five
- 6. Six
- 7. Seven or more
- 8. DK
- 9. NA
- 0. Inap. - coded in incident form # 1

66

GLOBAL: Seriousness of delinquency

- 0. Not a delinquent act
- 1. Technically delinquent, but trivial
- 2. Moderately delinquent
- 3. Seriously delinquent
- 7. R. can't remember particular incident

IBM
Column

1-4

5-6

7-10

11-12

13

14

CODE BOOK

NATIONAL SURVEY OF YOUTH '67

CARD 36

Study # (G136)

Card # (36)

Interview # (0001 -)

Form K - Went into a house or building when you were
not supposed to be there

Code 11

Incident Number

- 1. One
- 2. Two
- 3. Three

If R. can't remember incident
code 9's in cols. 14-66.7
Col. 67 is then 7.

2. Thinking of the last time you did this, what kind
of place was it?

- 1. Private residence, single or multiple
- 2. Public building -- school, library, city hall,
church, etc.
- 3. Store, gas station
- 4. Other commercial building -- office building,
warehouse, bank
- 5. Factory or shop
- 8. Other
- 9. NA

*that is
the house just says
type of place
NA
However - if remember "code under house"*

IBM
Column

15

2. Thinking of the last time you did this, what kind of place was it?

- 1. Place was definitely currently occupied or being used, although it may have been after hours when R. entered
- 2. Some question about whether place was currently occupied or in use
- 3. Place was definitely not in use; abandoned
- 4. Place was under construction

9. NA

16-17

2a. How far was that from your house?

- 01. 0-5 blocks
- 02. More than 5-10 blocks
- 03. More than 10-20 blocks
- 04. 1/2 mile or less
- 05. 1/2 - 1/2 mile
- 06. 1/2 - 1 mile
- 07. More than 1-5 miles
- 08. More than 5-10 miles
- 09. More than 10 miles

99. NA, DK

18

2b. Would you say this was in your neighborhood?

- 1. Yes
- 5. No
- 9. NA

IBM
Column

19

3. How did you get in?

- 1. Passed through an ordinary, unbarred or unlocked entranceway accessible to the public
- 2. Passed through an ordinary unbarred or unlocked entranceway not accessible to public
- 3. Passed through an ordinary unbarred or unlocked entranceway NA whether accessible to public
- 4. Passed through an unusual entranceway: a window, a night depository, a drainpipe, down the chimney, etc. without breaking a lock, bar, chain, glass or other restraint
- 5. Broke in: broke lock or glass, forced door

8. Other
9. NA

4. Were you with anyone?

1. Yes

5. No
9. NA

20

Code 0
in cols.
21-35

IBM
Column

21, 22
23, 24

4a. Who were they? - age

(CODER: Code first four mentions)

- 1. Younger than R by 2 years or more
- 2. Younger than R by 1 year
- 3. Same age as R, within a year
- 4. Older than R by 1 year
- 5. Older than R by 2 years or more, but under 21
- 6. 21 or over

9. NA

0. Inap. - col. 20 is 5 or 9; OR no second, third or fourth mention

4a. Who were they? - sex

(CODER: Code first four mentions)

- 1. Male
- 2. Female

9. NA

0. Inap. - col. 20 is 5 or 9; OR no second, third or fourth mentions

4a. Who were they? - closeness

(CODER: Code first four mentions)

- 1. One: very close
- 2. Two: a friend
- 3. Three: someone R. knew
- 4. Four: stranger to R.

9. NA

0. Inap. - col. 20 is 5 or 9; OR no second, third or fourth mention

29, 30
31, 32

IBM
Column

33

4a. SUMMARY CODE: Total number of persons mentioned

- 1. One
- 2. Two
- 3. Three
- 4. Four
- 5. Five or more

8. R. was with someone, NA how many

9. NA

0. No persons mentioned. Col. 20 is 5 or 9

34

4a. SUMMARY CODE: Who were they? - age range of group

- 1. 1 year or less
- 2. 2 years
- 3. 3-4 years
- 4. 5-6 years
- 5. 7-10 years
- 6. 11-20 years
- 7. over 20 years

9. NA

0. Inap. - col. 20 is 5 or 9

35

4a. SUMMARY CODE: Who were they? - sex composition of group

Only one other person besides R

- 1. Same sex as R
- 2. Opposite sex from R
- 3. One other but NA what sex

More than one other person besides R

- 4. All same sex as R
- 5. Mixed, predominantly R's sex
- 6. Mixed, predominantly opposite from R's sex
- 7. All opposite sex from R
- 8. Equal number of boys and girls

9. More than one other but NA sex

0. Inap. - col. 20 is 5 or 9

IBM
Column

36

5. Who first suggested doing this?

Code 0
in
cols.
37-39

- 1. R. did
- 2. Person other than R.
- 3. Everyone, all agreed
- 8. DK
- 9. NA

37

5. Who first suggested doing this? - age of instigator

- 1. Younger than R. by 2 years or more
- 2. Younger than R by 1 year
- 3. Same age as R.
- 4. Older than R. by 1 year
- 5. Older than R. by 2 years or more, under 21
- 6. 21 or over
- 9. NA
- 0. Inap. - col. 36 is 1, 3, 8 or 9

38

5. Who first suggested doing this? - sex of instigator

- 1. Male
- 2. Female
- 9. NA
- 0. Inap. - col. 36 is 1, 3, 8 or 9

39

5. Who first suggested doing this? - closeness to instigator

- 1. One
- 2. Two
- 3. Three
- 4. Four
- 9. NA
- 0. Inap. - col. 36 is 1, 3, 8 or 9

CONTINUED

4 OF 5

IBM
Column

40

6A. When did this happen? -- year

- 3. 1963 or before
- 4. 1964
- 5. 1965
- 6. 1966
- 7. 1967

9. NA, DK

41-42

6B. When did this happen? -- month

- | | |
|--------------|---------------|
| 01. January | 07. July |
| 02. February | 08. August |
| 03. March | 09. September |
| 04. April | 10. October |
| 05. May | 11. November |
| 06. June | 12. December |

- 20. "Wintertime," no further specification
- 30. "Springtime," no further specification
- 40. "Summertime," no further specification
- 50. "Fall," no further specification

99. NA, DK

43

6C. When did this happen? -- day

- 1. Monday
- 2. Tuesday
- 3. Wednesday
- 4. Thursday
- 5. Friday
- 6. Saturday
- 7. Sunday
- 8. Weekday, not specified further
- 0. Weekend, not specified further
- 9. NA; DK

IBM
Column

44

6D. When did this happen? -- time

- 1. 5 am - Noon
- 2. Noon - 3 pm
- 3. 3 pm - 6 pm
- 4. 6 pm - 11 pm
- 5. 11 pm - 5 am

- 6. 2 & 3 combined
- 7. 3 & 4 combined
- 8. 4 & 5 combined

0. Other

9. DK, NA

45

7. How long beforehand had you decided to do this?

- 1. 1-30 minutes; spur of the moment; never decided, just did it
- 2. More than 1/2 hour to 1/2 day
- 3. More than 1/2 day
- 4. More than 1 day

9. NA, DK

46

- 8. Did you take anything while you were there?
- 9. Did you damage anything while you were there?

<u>Q.8</u>	<u>Q.9</u>
1. Yes	Yes
2. Yes	No
3. Yes	NA
4. No	Yes
5. No	NA
6. No	No
7. NA	Yes
8. NA	No
9. NA	NA

IBM
Column

47

10. Did you tell anyone about it later?

1. Yes

Code 0
in cols
48-53

5. No

9. NA

48

10a. How many adults and boys and girls did you tell?
ADULTS MENTIONED

- 1. One
- 2. 2-3
- 3. 4-5
- 4. 6 or more

Code 0 in
cols. 52-53

9. NA

0. Inap. - col. 47 is 5 or 9; No adults mentioned

49

10a. How many adults and boys and girls did you tell?
BOYS MENTIONED

- 1. One
- 2. 2-3
- 3. 4-5
- 4. 6 or more

9. NA

0. Inap. - col. 47 is 5 or 9; No boys mentioned

50

10a. How many adults and boys and girls did you tell?
GIRLS MENTIONED

- 1. One
- 2. 2-3
- 3. 4-5
- 4. 6 or more

9. NA

0. Inap. - col. 47 is 5 or 9; No girls mentioned

IBM
Column

51

10a. How many adults and boys and girls did you tell?
TOTAL NUMBER OF ADULTS, BOYS AND GIRLS MENTIONED

- 1. One
- 2. 2-3
- 3. 4-5
- 4. 6 or more

- 9. NA
- 0. Inap. - col. 47 is 5 or 9; None

10b. What relationship are these adults to you?

(CODER: Code first two mentions)

- 1. Parent(s)
- 2. Relative(s)
- 3. Friend(s)
- 4. Professionals: teachers, counselors, clergy, etc.

- 6. Police
- 7. Other

- 9. NA
- 0. Inap. - col. 47 is 5 or 9; OR no adults mentioned -- col. 48 is 0 no second mention

11. Did anyone catch you or find out that you did it?

- 1. Yes

Code 0 in cols 55-60	5, No (Parents Only)
	9, NA

52, 53

54

IBM
Column

55

11a. Who caught you?

- 1. Owner of land; caretaker; man in charge of premises
- 2. Adult friend or neighbor of owner
- 3. Parent of R
- 4. Other relatives of R
- 5. Authorities: police, sheriff
- 8. Other
- 9. NA; DK
- 0. Inap. col. 54 is 5 or 9

11b. How did they catch you?

- 1. Discovered on the spot: saw or heard R
- 2. Discovered through investigation sometime later; discovered accidentally sometime later
- 3. Reported, "squealed on"
- 4. R. confessed, without investigation
- 7. Other
- 8. DK
- 9. NA
- 0. Inap. - col. 54 is 5 or 9

56

IBM
Column57-58
59-6011c. What happened after you were caught?

(CODER: Code first two mentions)

Act by police or court

11. Warned, scolded, talked to
12. R's parents told, R taken home
13. Temporary incarceration (three days or less)
14. Booked or arrested
15. Sent to court: warned, suspended sentence
16. Sent to court: probation
17. Sent to court: incarcerated
18. Made R. make reparation; make restitution

19. Other act by police, court

Act by higher school official

21. Scolded
22. Threatened with physical punishment
23. Threatened with non-physical punishment
24. Punished: made to stay after, given extra work, privileges taken away, grade lowered
25. Physical punishment: e.g., paddled
26. R's parents were told
27. Suspended (excluded from school for a fixed time) or expelled (excluded from school until parents report)
28. Referred to police or court
29. Made R. make reparation; make restitution

30. Other act by higher school official

Act by teacher

31. Scolded by teacher
32. Threatened with physical punishment
33. Threatened with non-physical punishment
34. Punished: made to stay after, given extra work, privilege taken away, grade lowered, excluded from class (not sent to office)
35. Physical punishment: e.g., paddled
36. Referred to higher school official, sent to office
37. Parents told
38. Made R. make reparation; make restitution

39. Other act by teacher

(continued)

IBM
Column57-58
59-60
(cont)Act by unofficial adult, other than parents

41. Scolded, yelled at, ordered to get out
42. Threatened with physical punishment: chased with gun, threat of bodily harm
43. Other threatened punishment: to call police, to sue, to tell parents
44. R's parents were told
45. Punished: forced to make restitution, loss of privilege
46. Physical punishment: hit, shot at
47. Police called

48. Other act by unofficial adult

Action taken - NA by whom

51. Warned; scolded
52. Threatened with physical punishment
53. Threatened with non-physical punishment
54. Physical punishment
55. Non-physical punishment
56. Made R make reparation, make restitution

58. Other action - NA by whom

61. Nothing, no consequences, no action taken

62. Didn't care

77. Approved

88. Other

99. NA, DK

00. Inap. - col. 54 is 5 or 9

12. Did your parents find out about it?

1. Yes

Code 0	5. No
in	
cols.	8. DK
62-66	9. NA

61

IBM
Column

62

12a. How did they find out?

1. R told them, apparently not under pressure to do so
2. R told them, under pressure (e.g., before someone else did first)
3. An authority (e.g., principal, police) told them
4. A sib told them
5. Another child told them
6. An adult, not an authority, told them (e.g., neighbor, friend of the family)
7. Parents discovered it themselves
8. Other
9. NA, DK
0. Inap. - col. 61 is 5, 8 or 9

12b. What did they do or say?

(CODER: Code first two mentions)

10. Told R not to do it
11. Scolded, yelled, got angry
12. Threatened non-physical punishment
13. Punished -- non-physical: loss of privilege, freedom -- allowance cut, no car, stay in
14. Threatened physical punishment
15. Punished -- physical
16. Made R make reparation; make restitution
17. Punished -- not further specified
18. *10. 11. 12. 13. 14. 15. 16. 17. 18. 19. 20. 21. 22. 23. 24. 25. 26. 27. 28. 29. 30. 31. 32. 33. 34. 35. 36. 37. 38. 39. 40. 41. 42. 43. 44. 45. 46. 47. 48. 49. 50. 51. 52. 53. 54. 55. 56. 57. 58. 59. 60. 61. 62. 63. 64. 65. 66. 67. 68. 69. 70. 71. 72. 73. 74. 75. 76. 77. 78. 79. 80. 81. 82. 83. 84. 85. 86. 87. 88. 89. 90. 91. 92. 93. 94. 95. 96. 97. 98. 99. 100.*
21. Broke down, indicated hurt; cried; had a headache
31. Talked it over; discussion rather than scolding
41. Approved
42. Didn't care
51. Threatened to report R to police
52. Reported R to police, authorities: surrendered R to authorities
61. Nothing
88. Other
99. NA, DK
00. Inap. col. 61 is 5, 8 or 9; no second mention

63-64
65-66IBM
Column

67

13. How many times have you entered a place you were not supposed to be in, in the last three years?

1. One
2. Two
3. Three
4. Four
5. Five
6. Six
7. Seven or more
8. DK
9. NA
0. Inap. - coded in incident form # 1

68

GLOBAL: Seriousness of delinquency

0. Not a delinquent act
1. Technically delinquent, but trivial
2. Moderately delinquent
3. Seriously delinquent
7. R can't remember particular incident

CODE BOOK

NATIONAL SURVEY OF YOUTH '67

CARD 37

IBM
Column

1-4

Study # (G136)

5-6

Card # (37)

7-10

Interview # (0001-)

11-12

Form L - Drank beer, wine, or liquor without your
parents' permission

Code 12

13

Incident Number

1. One
2. Two
3. Three

If R. can't remember incident
code 9's in cols. 14-79.
Col. 80 is then 7.

14

2. Thinking of the last time you did this,
did you drink beer, wine or liquor?

1. Beer
2. Wine
3. Liquor: whisky, gin, vodka, bourbon, etc.
4. 1 & 2 above
5. 1 & 3 above
6. 2 & 3 above
7. 1, 2, & 3 above
8. Other
9. NA, DK

15

2a. How much did you drink? BEER

1. One or two beers (standard glass, can or bottle)
2. Three or four beer; quart
3. Five or more beers (six pack, more than a quart)
8. DK
9. NA
0. Inap. - Didn't drink beer

IBM
column

16

2a. How much did you drink? WINE

- 1. One or two glasses of wine
- 2. Three or four glasses of wine
- 3. Five or more glasses of wine (half a bottle or more)
- 8. DK
- 9. NA
- 0. Inap. - Didn't drink wine

17

2a. How much did you drink? LIQUOR

- 1. One or two drinks (one shot to a drink)
- 2. Three or four drinks
- 3. Five or more drinks (half a fifth or more)
- 8. DK
- 9. NA
- 0. Inap. - Didn't drink liquor.

18

3. How did you get it?

Code 0 in
cols. 19-32

1. R. took it from family supply

Code 0
in
cols.
26-36

2. Persons other than parents provided it

Code 0 in
cols. 19-25

3. R. bought it

4. R. stole it

Code 0 in
Cols 19-32

5. Being served at social gathering where R. belonged:
wedding, wake, etc.

6. Found it

9. NA

19

4. Who was the person that gave it to you? - age of provider

- 1. Younger than R. by 2 years or more
- 2. Younger than R. by 1 year
- 3. Same age as R.
- 4. Older than R. by 1 year
- 5. Older than R. by 2 years or more, under 21
- 6. 21 or over
- 9. NA
- 0. Inap. - col. 18 is 1, 3 or 4

IBM
Column

20

4. Who was the person that gave it to you? - sex of provider

- 1. Male
- 2. Female
- 9. NA
- 0. Inap. - col. 18 is 1, 3 or 4

21

4. Who was the person that gave it to you? - closeness of provider

- 1. One
- 2. Two
- 3. Three
- 4. Four
- 9. NA
- 0. Inap. - col. 18 is 1, 3 or 4

22

5. Where were you when you did the drinking?

- 1. R's home
- 2. Any home (except R's) "responsible adults present"
- 3. Any home (except R's) responsible adults not present; (adults not mentioned)
- 4. Commercial drinking establishment: bar, restaurant, hall, etc.
- 5. In a hideout: out in the garage, at a cabin, out in the woods, on the golf course
- 6. In a car; at a Drive-In
- 7. School function; public function
- 8. Other
- 9. NA, DK
- 0. Inap. - col. 18 is 1, 3 or 4

DO NOT INCLUDE IN 2 A NON-RESPONSIBLE ADULT i.e. AN 18-21 YEAR OLD FRIEND

23-24

5a. How far was that from your house?

- 01. 0-5 blocks
- 02. More than 5-10 blocks
- 03. More than 10-20 blocks
- 04. 1/4 mile or less
- 05. 1/4-1/2 mile
- 06. 1/2 - 1 mile
- 07. More than 1-5 miles
- 08. More than 5-10 miles
- 09. More than 10 miles
- 99. NA, DK
- 00. Inap. - col. 18 is 1, 3 or 4

IBM
Column

25

5b. Would you say this was in your neighborhood?

- 1. Yes
- 5. No
- 9. NA
- 0. Inap. - col. 18 is 1, 3 or 4

26

6. Where did you get it?

- 1. At a bar or similar place where it is sold by the glass or bottle to be consumed on the premises
- 2. At a liquor store
- 3. At a grocery store or supermarket
- 4. From a private individual, adult
- 5. From a private individual, peer
- 6. From a buffet table, bar, or punch bowl at a social gathering where R belonged
- 7. Other
- 8. DK, don't remember
- 9. NA
- 0. Inap. - col. 18 is 1, 2, or 5

27-28

6a. How far was that from your house?

- 01. 0-5 blocks
- 02. More than 5-10 blocks
- 03. More than 10-20 blocks
- 04. 1/2 mile or less
- 05. 1/2 - 1/2 mile
- 06. 1/2 - 1 mile
- 07. More than 1-5 miles
- 08. More than 5-10 miles
- 09. More than 10 miles

- 99. NA, DK
- 00. Inap. - col. 18 is 1, 2 or 5

29

6b. Would you say this was in your neighborhood?

- 1. Yes
- 5. No
- 9. NA
- 0. Inap. - col. 18 is 1, 2 or 5

IBM
Column

30

6c. Did you lie about your age?

- 1. Yes
- 5. No
- 9. NA
- 0. Inap. - col. 18 is 1, 2 or 5

Code 0
in cols.
31-32

31

6d. Did you present false identification?

- 1. Yes
- 5. No
- 9. NA
- 0. Inap. - col. 18 is 1, 2 or 5; col. 30 is 5 or 9

Code 0
in
col. 32

32

6e. What kind?

- 1. Driver's license
- 2. Selective service registration card (draft card)
- 8. Other
- 9. NA
- 0. Inap. - col. 18 is 1, 2 or 5; col. 31 is 5 or 9; col. 30 is 5 or 9.

33

7. Where were you when you did the drinking?

- 1. R's home
- 2. Any home (except R's) "responsible" adults present
- 3. Any home (except R's) responsible adults not present; (adults not mentioned)
- 4. Commercial drinking establishment: bar, restaurant, hall, etc.
- 5. In a hideout: out in the garage, at a cabin, put in the woods, on the golf course
- 6. In a car; at a Drive-In
- 7. School function; public function
- 8. Other
- 9. NA, DK (Col. 18 is 1 AND Q. 7 not asked)
- 0. Inap. - col. 18 is 2 or 5

IBM
Column

34-35

6
NSY
G136
Card 37
7a. How far was that from your house?

- 01. 0-5 blocks
- 02. More than 5-10 blocks
- 03. More than 10-20 blocks
- 04. $\frac{1}{2}$ mile or less
- 05. $\frac{1}{4}$ - $\frac{1}{2}$ mile
- 06. $\frac{1}{2}$ - 1 mile
- 07. More than 1-5 miles
- 08. More than 5-10 miles
- 09. More than 10 miles

- 99. NA, DK (Col. 18 is 1 and Q.7 not asked)
- 00. Inap. - col. 18 is 2 or 5

36

7b. Would you say this was in your neighborhood?

- 1. Yes
- 5. No
- 9. NA (col. 18 is 1 and Q.7 not asked)
- 0. Inap. - col. 18 is 2 or 5

37

8. Were you with anyone?

- 1. Yes
- 5. No
- 9. NA

Code 0
in cols.
38-52

IBM
Column

38, 39
40, 41

42, 43
44, 45

46, 47
48, 49

NSY
G136
Card 27

8a. Who were they? - age

(CODER: Code first four mentions)

- 1. Younger than R by 2 years or more
- 2. Younger than R by 1 year
- 3. Same age as R, within a year
- 4. Older than R by 1 year
- 5. Older than R by 2 years or more, but under 21
- 6. 21 or over

- 9. NA
- 0. Inap. - col. 37 is 5 or 9

8a. Who were they? - sex

(CODER: Code first four mentions)

- 1. Male
- 2. Female

- 9. NA
- 0. Inap. - col. 37 is 5 or 9; OR no second, third or fourth mention

8a. Who were they? - closeness

(CODER: Code first four mentions)

- 1. One: very close
- 2. Two: a friend
- 3. Three: someone R. knew
- 4. Four: stranger to R.

- 9. NA (not listed on checklist)
- 0. Inap. - col. 37 is 5 or 9; OR no second, third or fourth mention

IBM
Column

50

8a. SUMMARY CODE: Total number of persons mentioned

- 1. One
- 2. Two
- 3. Three
- 4. Four
- 5. Five or more
- 8. R was with someone, NA how many.
- 9. NA
- 0. No persons mentioned. Col. 37 is 5 or 9

51

8a. SUMMARY CODE: Who were they? - age range of group

- INCLUDE R*
- 1. 1 year or less
- 2. 2 years
- 3. 3-4 years
- 4. 5-6 years
- 5. 7-10 years
- 6. 11-20 years
- 7. over 20 years

- 9. NA
- 0. Inap. - col. 37 is 5 or 9

52

8a. SUMMARY CODE: Who were they? - sex composition of group

DO NOT INCLUDE R -
Only one other person besides R

- 1. Same sex as R
- 2. Opposite sex from R
- 3. One other but NA what sex

More than one other person besides R

- 4. All same sex as R
- 5. Mixed, predominantly R's sex
- 6. Mixed, predominantly opposite from R's sex
- 7. All opposite sex *from R*
- 8. Equal number of boys and girls, ~~not counting R~~

- 9. More than one other but NA sex
- 0. Inap. - col. 37 is 5 or 9

IBM
Column

53

9. Who was the one who first suggested doing this?

Code 0
in
cols.
54-56

- 1. R did
- 2. Person other than R
- 3. Everyone, all agreed
- 8. DK
- 9. NA
- 0. Inap. - col. 37 is 5 or 9

54

9. Who first suggested doing this? - age of instigator

- 1. Younger than R by 2 years or more
- 2. Younger than R by 1 year
- 3. Same age as R
- 4. Older than R by 1 year
- 5. Older than R by 2 years or more, under 21
- 6. 21 or over

- 9. NA
- 0. Inap. - col. 37 is 5 or 9, col. 53 is other than 2

55

9. Who first suggested doing this? - sex of instigator

- 1. Male
- 2. Female

- 9. NA
- 0. Inap. - col. 37 is 5 or 9; col. 53 is other than 2

56

9. Who first suggested doing this? - closeness to instigator

- 1. One
- 2. Two
- 3. Three
- 4. Four

- 9. NA
- 0. Inap. - col. 37 is 5 or 9; col. 53 is other than 2

IBM
Column

57

10A. When did this happen? -- year

- 3. 1963 or before
- 4. 1964
- 5. 1965
- 6. 1966
- 7. 1967

9. NA, DK

58-59

10B. When did this happen? -- month

- | | |
|--------------|---------------|
| 01. January | 07. July |
| 02. February | 08. August |
| 03. March | 09. September |
| 04. April | 10. October |
| 05. May | 11. November |
| 06. June | 12. December |

- 20. "Wintertime," no further specification
- 30. "Springtime," no further specification
- 40. "Summertime," no further specification
- 50. "Fall," no further specification

99. NA; DK

60

10C. When did this happen? -- day

- 1. Monday
- 2. Tuesday
- 3. Wednesday
- 4. Thursday
- 5. Friday
- 6. Saturday
- 7. Sunday

8. Weekday, not specified further

0. Weekend, not specified further

9. NA; DK

IBM
Column

61

10D. When did this happen? -- time

- 1. 5 am - Noon
- 2. Noon - 3 pm
- 3. 3 pm - 6 pm
- 4. 6 pm - 11 pm
- 5. 11 pm - 5 am

- 6. 2 & 3 combined
- 7. 3 & 4 combined
- 8. 4 & 5 combined

0. Other

9. NA, DK

62

11. Did you tell anyone about it later?

1. Yes

5. No

9. NA

Code 0
in cols.
63-65

63

11a. How many people did you tell?

- 1. One
- 2. 2-3
- 3. 4-5
- 4. 6 or more

9. NA

0. Inap. - col. 62 is 5 or 9

IBM
Column
64, 65

11b. Who were they?

(CODER: Code first two mentions)

- 1. Parent(s)
- 2. Sibling(s)
- 3. Relative(s)
- 4. Friend(s)
- 5. Professionals: teachers, counselors, clergy, etc.
- 7. Other
- 8. No second mention
- 9. NA
- 0. Inap. - col. 62 is 5 or 9; no second mention

66

13. Did anyone catch you or find out that you had been drinking?

- 1. Yes
- 5. No (Parents Only)
- 9. NA

Code 0 in
cols. 67-72

67

13a. Who caught you?

- 1. Police, sheriff, constable or other police authority
- 2. Principal, teacher, or other school personnel
- 3. Adult relative or friend of family (not parent, see below)
- 4. Parents or relatives of R's friend or peer
- 7. Someone, DK who
- 8. Other adult
- 9. NA
- 0. Inap. - col. 66 is 5 or 9

68

13b. How did they catch you?

- 1. Discovered on the spot: saw or heard R.
- 2. Discovered through investigation sometime later - *accidentally*
- 3. Reported, "squealed on"
- 4. R. confessed, without investigation
- 7. Other
- 8. DK
- 9. NA
- 0. Inap. - col. 66 is 5 or 9

IBM
Column
69-70
71-72

13c. What happened after you were caught?

(CODER: Code first two mentions)

Act by police or court

- 11. Warned, scolded, talked to
- 12. R's parents told, R taken home .
- 13. Temporary incarceration (three days or less)
- 14. Booked or arrested
- 15. Sent to court: warned, suspended sentence
- 16. Sent to court: probation
- 17. Sent to court: incarcerated

19. Other act by police, court

Act by higher school official

- 21. Scolded
- 22. Threatened with physical punishment
- 23. Threatened with non-physical punishment

- 24. Punished: made to stay after, given extra work, privileges taken away, grade lowered
- 25. Physical punishment: e.g. paddled
- 26. R's parents were told
- 27. Suspended (excluded from school for a fixed time) or expelled (excluded from school until parents report)
- 28. Referred to police or court

29. Other act by higher school official

Act by teacher

- 31. Scolded by teacher
- 32. Threatened with physical punishment
- 33. Threatened with non-physical punishment

- 34. Punished: made to stay after, given extra work, privilege taken away, grade lowered, excluded from class (not sent to office)
- 35. Physical punishment: e.g. paddled

- 36. Referred to higher school official, sent to office
- 37. Parents tol

38. Other act by teacher

(continued)

Act by unofficial adult, other than parents

- 41. Scolded, yelled at, ordered to get out
- 42. Threatened with physical punishment; chased with gun, threat of bodily harm
- 43. Other threatened punishment: to call police, to sue, to tell parents
- 44. R's parents were told
- 45. Punished: forced to make restitution, loss of privilege
- 46. Physical punishment: hit, shot at
- 47. Police called
- 48. Other act by unofficial adult

Action taken - NA by whom

- 51. Warned; scolded
- 52. Threatened with physical punishment
- 53. Threatened with non-physical punishment
- 54. Physical punishment
- 55. Non-physical punishment
- 56.
- 58. Other action - NA by whom
- 61. Nothing, no action taken, no consequences
- 62. Didn't care
- 77. Approved
- 88. Other
- 99. NA, DK
- 00. Inap. - Col. 66 is 5 or 9; no second mention

14. Did your parents find out about it?

- 1. Yes
- 5. No
- 8. DK
- 9. NA

Code 0
in Cols.
74-78

IBM
Column

74

75-76
77-78

14a. How did they find out?

- 1. R. told them, apparently not under pressure to do so
- 2. R. told them, under pressure (e.g., before someone else did first)
- 3. An authority (e.g., principal, police) told them
- 4. A sib told them
- 5. Another child told them
- 6. An adult, not an authority, told them (e.g., neighbor, friend of the family)
- 7. Parents discovered it themselves
- 8. Other
- 9. NA, DK
- 0. Inap. - col. 73 is 5 or 8 or 9

14b. What did they do or say?

(CODER: Code first two mentions)

- 10. Told R. not to do it
- 11. Scolded, yelled, got angry
- 12. Threatened non-physical punishment
- 13. Punished -- non-physical: loss of privilege, freedom -- allowance cut, no car, stay in
- 14. Threatened physical punishment
- 15. Punished -- physical
- 16. Punished -- not further specified
- 21. Broke down, indicated hurt; cried; had a headache
- 31. Talked it over; discussion rather than scolding
- 41. Approved
- 42. Didn't care
- 51. Threatened to report R. to police
- 52. Reported R. to police, authorities: surrendered R. to authorities
- 61. Nothing
- 88. Other
- 98. No second mention
- 99. NA, DK
- 00. Inap. - col. 73 is 5, 8 or 9

17

NSY
G136
Card 37

IBM
Column

79

15. How many times have you been drinking without your parents permission in the last three years?

- 1. One
- 2. Two
- 3. Three
- 4. Four
- 5. Five
- 6. Six
- 7. Seven or more
- 8. DK
- 9. NA
- 0. Inap. - this is incident #2 or #3

80

GLOBAL: Seriousness of delinquency

- 0. Not a delinquent act
- 1. Technically delinquent, but trivial
- 2. Moderately delinquent
- 3. Seriously delinquent
- 7. R. can't remember particular incident

NSY
G136
Card 38

CODE BOOK

NATIONAL SURVEY OF YOUTH '67

CARD 38

IBM
Column

1-4

5-6

7-10

11-12

13

Study # (G136)

Card # (38)

Interview # (0001 -)

Form M - Used any drugs or chemicals to get high

Code 13

Incident Number

- 1. One
- 2. Two
- 3. Three

If R. can't remember incident code 9's in cols. 14-74.
Col. 75 is then 7.

IBM
Column
14-15

2. Thinking of the last time you did this, what kind of drug or chemical did you use?

Hallucinogenics

- 01. Marijuana (marihuana, "mary-jane," "pot," "grass," "boo," hemp)
- 02. Hashish: marijuana residue (concentrated form)
- 03. Peyote
- 04. Mescaline
- 05. Psilocybin ("mushrooms")
- 06. LSD - lysergic acid, "acid" - often used with Thorazine as antidote
- 07. Disoxyn
- 08. DMT

Amphetamines

- 11. Bi-amphetamine sulfate
- 12. Benzedrine ("bennies")
- 13. Dexedrine ("dex")
- 14. *Vig.*

Addictive Stimulant

- 21. Cocaine ("coke")

Opiates (Addictive depressants)

- 31. Heroin ("H", "horse", "tea")
- 32. Opium
- 33. Morphine

35. Paragoric

36. Codeine, *extract, cough syrup*

Others

- 41. Airplane glue
- 42. Sunflower seeds; *morning glory seeds*
- 43. Banana peels (smoke)

51. Other

88. DK, don't know what it was -

99. NA

IBM
Column

16

3. How did you get it?

Code 0 in
cols. 24-27
Code 0 in
cols. 17-23

- 1. Friends provided it
- 2. Persons other than friends provided it
- 3. R. bought it
- 4. R. stole

9. NA

17

4. Who was the person that gave it to you? - age of provide

- 1. Younger than R by 2 years or more
- 2. Younger than R by 1 year
- 3. Same age as R
- 4. Older than R by 1 year
- 5. Older than R by 2 years or more, under 21
- 6. 21 or over

9. NA

0. Inap. - col. 16 is 3 or 4

18

4. Who was the person that gave it to you? - sex of provide

- 1. Male
- 2. Female

9. NA

0. Inap. - col. 16 is 3 or 4

19

4. Who was the person that gave it to you? - closeness to provider

- 1. One
- 2. Two
- 3. Three
- 4. Four

9. NA

0. Inap. - col. 16 is 3 or 4

IBM
Column

20

5. Where were you when you used the drug or chemical?

- 1. R's home
- 2. R's friend's home—
- 3. In a hideout: out in a garage, at a cabin out in the woods, on the gold course
- 4. In a car; at a Drive-In
- 5. School function; public function
- 6.
- 7.
- 8. Other
- 9. NA; DK
- 0. Inap. - col. 16 is 3 or 4

Make
Card

21-22

5a. How far was that from your house?

- 01. 0-5 blocks
- 02. More than 5-10 blocks
- 03. More than 10-20 blocks
- 04. 1/4 mile or less
- 05. 1/4 - 1/2 mile
- 06. 1/2 - 1 mile
- 07. More than 1-5 miles
- 08. More than 5-10 miles
- 09. More than 10 miles

- 99. NA, DK
- 00. Inap. - col. 16 is 3 or 4

23

5b. Would you say this was in your neighborhood?

- 1. Yes
- 5. No
- 9. NA
- 0. Inap. - col. 16 is 3 or 4

IBM
Column

24

6. Where did you get it?

- 1. At a drug store or pharmacy
- 2. From a friend
- 3.
- 4.
- 5.
- 7. Other
- 8. DK, don't remember
- 9. NA
- 0. Inap. - col. 16 is 1 or 2

25-26

6a. How far was that from your house?

- 01. 0-5 blocks
- 02. More than 5-10 blocks
- 03. More than 10-20 blocks
- 04. 1/4 mile or less
- 05. 1/4 - 1/2 mile
- 06. 1/2 - 1 mile
- 07. More than 1-5 miles
- 08. More than 5-10 miles
- 09. More than 10 miles

- 99. NA, DK
- 00. Inap. - col. 16 is 1 or 2

27

6b. Would you say this was in your neighborhood?

- 1. Yes
- 5. No
- 9. NA
- 0. Inap. - col. 16 is 1 or 2

IBM
Column

28

7. Where were you when you used the drug or chemical?

- 1. R's home
- 2. R's friend's home
- 3. In a hideout: out in the garage, at a cabin, out in the woods, on the golf course
- 4. In a car; at a Drive-In
- 5. School function; public function
- 8. Other
- 9. NA, DK
- 0. Inap. -

29-30

7a. How far was that from your house?

- 01. 0-5 blocks
- 02. More than 5-10 blocks
- 03. More than 10-20 blocks
- 04. 1/4 mile or less
- 05. 1/4 - 1/2 mile
- 06. 1/2 - 1 mile
- 07. More than 1-5 miles
- 08. More than 5-10 miles
- 09. More than 10 miles

- 99. NA, DK
- 00. Inap. -

31

7b. Would you say this was in your neighborhood?

- 1. Yes
- 5. No
- 9. NA
- 0. Inap. -

32

8. Were you with anyone?

- 1. Yes
- 5. No
- 9. NA

Code 0 in
cols. 33-47

IBM
Column

33, 34
35, 36

8a. Who were they? - age

(CODER: Code first four mentions)

- 1. Younger than R by 2 years or more
- 2. Younger than R by 1 year
- 3. Same age as R, within a year
- 4. Older than R by 1 year
- 5. Older than R by 2 years or more, but under 21
- 6. 21 or over

- 9. NA
- 0. Inap. - col. 32 is 5 or 9; OR no second, third or fourth mention

8a. Who were they? - sex

(CODER: Code first four mentions)

- 1. Male
- 2. Female

- 9. NA
- 0. Inap. - col. 32 is 5 or 9, OR no second, third or fourth mention

8a. Who were they? - closeness

(CODER: Code first four mentions)

- 1. One: very close
- 2. Two: a friend
- 3. Three: someone R knew
- 4. Four: stranger to R

- 9. NA
- 0. Inap. - col. 32 is 5 or 9; OR no second, third or fourth mention

IBM
Column

45

8a. SUMMARY CODE: Total number of persons mentioned

do not include R

- 1. One
- 2. Two
- 3. Three
- 4. Four
- 5. Five or more

- 8. R was with someone, NA how many
- 9. NA
- 0. No persons mentioned. Col. 32 is 5 or 9

46

8a. SUMMARY CODE: Who were they? - age range of group

Include R

- 1. 1 year or less
- 2. 2 years
- 3. 3-4 years
- 4. 5-6 years
- 5. 7-10 years
- 6. 11-20 years
- 7. over 20 years

- 9. NA
- 0. Inap. - col. 32 is 5 or 9

47

8a. SUMMARY CODE: Who were they? - sex composition of group

Only one other person besides R

- 1. Same sex as R
- 2. Opposite sex from R
- 3. One other but NA what sex

More than one other person besides R

- 4. All same sex as R
- 5. Mixed, predominantly R's sex
- 6. Mixed, predominantly opposite from R's sex
- 7. All opposite sex from R
- 8. Equal number of boys and girls *Include R*

- 9. More than one other but NA sex
- 0. Inap. - col. 32 is 5 or 9

IBM
Column

48

9. Who was the one who first suggested doing this?

Code 0
in
cols.
49-51

- 1. R. did
- 2. Person other than R
- 3. Everyone, all agreed

- 8. DK
- 9. NA
- 0. Inap. - col. 32 is 5 or 9

49

9. Who first suggested doing this? - age of instigator

- 1. Younger than R by 2 years or more
- 2. Younger than R by 1 year
- 3. Same age as R
- 4. Older than R by 1 year
- 5. Older than R by 2 years or more, under 21
- 6. 21 or over

- 9. NA
- 0. Inap. - col. 32 is 5 or 9; col. 48 is other than 2

50

9. Who first suggested doing this? - sex of instigator

- 1. Male
- 2. Female

- 9. NA
- 0. Inap. - col. 32 is 5 or 9; col. 48 is other than 2

51

9. Who first suggested doing this? - closeness to instigator

- 1. One
- 2. Two
- 3. Three
- 4. Four

- 9. NA
- 0. Inap. - col. 32 is 5 or 9; col. 48 is other than 2

IBM
Column

52

10A. When did this happen? -- year

- 3. 1963 or before
- 4. 1964
- 5. 1965
- 6. 1966
- 7. 1967

9. NA, DK

53-54

10B. When did this happen? -- month

- | | |
|--------------|---------------|
| 01. January | 07. July |
| 02. February | 08. August |
| 03. March | 09. September |
| 04. April | 10. October |
| 05. May | 11. November |
| 06. June | 12. December |

- 20. "Wintertime", no further specification
- 30. "Springtime", no further specification
- 40. "Summertime", no further specification
- 50. "Fall", no further specification

99. NA, DK

55

10C. When did this happen? -- day

- 1. Monday
- 2. Tuesday
- 3. Wednesday
- 4. Thursday
- 5. Friday
- 6. Saturday
- 7. Sunday
- 8. Weekday, not specified further
- 0. Weekend, not specified further
- 9. NA; DK

IBM
Column

56

10D. When did this happen? -- time

- 1. 5 am - Noon
- 2. Noon - 3 pm
- 3. 3 pm - 6 pm
- 4. 6 pm - 11 pm
- 5. 11 pm - 5 am
- 6. 2 & 3 combined
- 7. 3 & 4 combined
- 8. 4 & 5 combined

0. Other

9. NA; DK

11. Did you tell anyone about it later?

1. Yes

5. No

9. NA

Code 0
in cols.
58-60

57

58

11a. How many people did you tell?

- 1. One
- 2. 2-3
- 3. 4-5
- 4. 6 or more

9. NA

0. Inap. - col. 57 is 5 or 9

11b. Who were they?

(CODER: Code first two mentions)

- 1. Parent(s)
- 2. Sibling(s)
- 3. Relative(s)
- 4. Friend(s)
- 5. Professionals: teachers, counselors, clergy, etc.
- 6. Police
- 7. Other
- 8. ~~No second mention~~ *Other*
- 9. NA
- 0. Inap. - col. 57 is 5 or 9; *no second mention*

59, 60

IBM
Column

61

13. Did anyone catch you or find out that you had been using the drug or chemical?

1. Yes

Code 0
in cols.
62-67

5. No (Parents Only)

9. NA

62

13a. Who caught you?

- 1. Police, sheriff, constable or other police authority
- 2. Principal, teacher, or other school personnel
- 3. Adult relative or friend of family (not parent, see below)
- 4. Medical person
- 5. Someone, DK who
- 7. Someone, DK who
- 8. Other adult
- 9. NA
- 0. Inap. - col. 61 is 5 or 9

63

13b. How did they catch you?

- 1. Discovered on the spot: saw or heard R
- 2. Discovered through investigation sometime later; discovered accidentally sometime later
- 3. Reported, "squealed on"
- 4. R. confessed, without investigation
- 7. Other
- 8. DK
- 9. NA
- 0. Inap. - col. 61 is 5 or 9

IBM
Column

64-65
66-67

13c. What happened after you were caught?

(CODER: Code first two mentions)

Act by police or court

- 11. Warned, scolded, talked to
- 12. R's parents told, R taken home
- 13. Temporary incarceration (three days or less)
- 14. Booked or arrested
- 15. Sent to court: warned, suspended sentence
- 16. Sent to court: probation
- 17. Sent to court: incarcerated
- 18. Made R. make reparation; make restitution

19. Other act by police, court

Act by higher school official

- 21. Scolded
- 22. Threatened with physical punishment
- 23. Threatened with non-physical punishment
- 24. Punished: made to stay after, given extra work, privileges taken away, grade lowered
- 25. Physical punishment: e.g., paddled
- 26. R's parents were told
- 27. Suspended (excluded from school for a fixed time)
- 28. Referred to police or court
- 29. Made R make reparation; make restitution)

30. Other act by higher school official

Act by teacher

- 31. Scolded by teacher
- 32. Threatened with physical punishment
- 33. Threatened with non-physical punishment
- 34. Punished: made to stay after, given extra work, privilege taken away, grade lowered, excluded from class (not sent to office)
- 35. Physical punishment: e.g., paddled
- 36. Referred to higher school official, sent to office
- 37. Parents told
- 38. Made R. make reparation; make restitution

39. Other act by teacher

(continued)

IBM
Column64-65
66-67
(cont)Act by unofficial adult, other than parents

41. Scolded, yelled at, ordered to get out
42. Threatened with physical punishment: chased with gun, threat of bodily harm
43. Other threatened punishment: to call police, to sue, to tell parents
44. R's parents were told
45. Punished: forced to make restitution, loss of privilege
46. Physical punishment: hit, shot at
47. Police called

48. Other act by unofficial adult

Action taken - NA by whom

51. Warned; scolded
52. Threatened with physical punishment
53. Threatened with non-physical punishment
54. Physical punishment
55. Non-physical punishment
56. Made R. make reparation; make restitution

58. Other action - NA by whom

61. Nothing, no consequences, no action taken

62. Didn't care

77. Approved

88. Other

99. NA, DK

00. Inap. - col. 61 is 5 or 9

14. Did your parents find out about it?

1. Yes

5. No

8. DK

9. NA

Code 0
in cols.
69-73

68

IBM
Column

69

70-71
72-7314a. How did they find out?

1. R. told them, apparently not under pressure to do so
2. R. told them, under pressure (e.g., before someone else did first)
3. An authority (e.g., principal, police) told them
4. A sib told them
5. Another child told them
6. An adult, not an authority, told them (e.g., neighbor, friend of the family)
7. Parents discovered it themselves

8. Other

9. NA, DK

0. Inap. - col. 68 is 5, 8 or 9

14b. What did they do or say?

(CODER: Code first two mentions)

10. Told R. not to do it
11. Scolded, yelled, got angry
12. Threatened non-physical punishment
13. Punished -- non-physical: loss of privilege, freedom -- allowance cut, no car, stay in
14. Threatened physical punishment
15. Punished -- physical
16. Made R. make reparation; make restitution
17. Punished -- not further specified
17. Broke down, indicated hurt; cried; had a headache
21. Broke down, indicated hurt; cried; had a headache
31. Talked it over; discussion rather than scolding
41. Approved
42. Didn't care
51. Threatened to report R. to police
52. Reported R. to police, authorities: surrendered R. to authorities

61. Nothing

88. Other

99. NA, DK

00. Inap. - col. 68 is 5, 8 or 9

IBM
Column

74

15. How many times have you used drugs or chemicals
in the last three years?

- 1. One
- 2. Two
- 3. Three
- 4. Four
- 5. Five
- 6. Six
- 7. Seven or more
- 8. DK
- 9. NA
- 0. Inap. - coded in incident term # 1

GLOBAL: Seriousness of delinquency

- 0. Not a delinquent act
- 1. Technically delinquent, but trivial
- 2. Moderately delinquent
- 3. Seriously delinquent
- 7. R. can't remember particular incident

75

CODE BOOK

NATIONAL SURVEY OF YOUTH '67

CARD 39

IBM
Column

1-4

Study # (G136)

5-6

Card # (39)

7-10

Interview # (0001 -)

11-12

Form N - Took part in a fight where a bunch of your
friends were against another bunch

Code 14

13

Incident Number

- 1. One
- 2. Two
- 3. Three

If R. can't remember incident
code 9's in cols. 14-70.
Col. 71 is then 7.

14

2. Where was this the last time it happened?

- 1. School
- 2. Public place of recreation: public pool, playground,
community field house, school stadium, public golf course
- 3. Commercial place of recreation: theater, fair, drive-in
restaurant, private golf course
- 4. Public street, open field
- 5. Private home, private property
- 6. Commercial property
- 8. Other
- 9. NA, DK

TBM
Column

15-16

2a. How far was that from your house?

- 01. 0-5 blocks
- 02. More than 5-10 blocks
- 03. More than 10-20 blocks
- 04. $\frac{1}{4}$ mile or less
- 05. $\frac{1}{4}$ - $\frac{1}{2}$ mile
- 06. $\frac{1}{2}$ - 1 mile
- 07. More than 1-5 miles
- 08. More than 5-10 miles
- 09. More than 10 miles

99. NA, DK

17

2b. Would you say this was in your neighborhood?

- 1. Yes
- 5. No
- 9. NA

18

3. How many of your friends were involved?

Code 0
in
cols.
19-33

- 0. None
- 1. One
- 2. 2-3
- 3. 4-6
- 4. 7-10
- 5. 11-20
- 6. More than 20
- 9. NA, DK

IBM
Column

19, 20
21, 22

4. Who were they? - age

(CODER: Code first four mentions)

- 1. Younger than R by 2 years or more
- 2. Younger than R by 1 year
- 3. Same age as R, within a year
- 4. Older than R by 1 year
- 5. Older than R by 2 years or more, but under 21
- 6. 21 or over

- 9. NA
- 0. Inap. - col. 18 is 9 or 0; OR no second, third or fourth mention

4. Who were they? - sex

(CODER: Code first four mentions)

- 1. Male
- 2. Female

- 9. NA
- 0. Inap. - col. 18 is 9 or 0; OR no second, third or fourth mention

4. Who were they? - closeness

(CODER: Code first four mentions)

- 1. One: very close
- 2. Two: a friend
- 3. Three: someone R. knew
- 4. Four: stranger to R.

- 9. NA
- 0. Inap. - col. 18 is 9 or 0; OR no second, third or fourth mention

23, 24
25, 26

27, 28
29, 30

IBM
Column

31

4. SUMMARY CODE: Total number of persons mentioned

do not include R

- 1. One
- 2. Two
- 3. Three
- 4. Four
- 5. Five or more

- 8. R. was with someone, NA how many
- 9. NA
- 0. No persons mentioned. Col. 18 is 9 or 0

32

4. SUMMARY CODE: Who were they? - age range of group

include R

- 1. 1 year or less
- 2. 2 years
- 3. 3-4 years
- 4. 5-6 years
- 5. 7-10 years
- 6. 11-20 years
- 7. over 20 years

- 9. NA
- 0. Inap. - col. 18 is 9 or 0

33

4. SUMMARY CODE: Who were they? - sex composition of group

Only one other person besides R

- 1. Same sex as R
- 2. Opposite sex from R
- 3. One other but NA what sex

More than one other person besides R

- 4. All same sex as R
- 5. Mixed, predominantly R's sex
- 6. Mixed, predominantly opposite from R's sex
- 7. All opposite sex from R
- 8. Equal number of boys and girls *include R*

- 9. More than one other but NA sex
- 0. Inap. - col. 18 is 9 or 0

IBM
Column

34

5. About how many boys and how many girls were there
in the other bunch? NUMBER OF BOYS

- 0. None
- 1. One
- 2. 2-3
- 3. 4-6
- 4. 7-10
- 5. 11-20
- 6. More than 20

9. NA, DK

35

5. About how many boys and how many girls were there
in the other bunch? NUMBER OF GIRLS

- 0. None
- 1. One
- 2. 2-3
- 3. 4-6
- 4. 7-10
- 5. 11-20
- 6. More than 20

9. NA, DK

36

5. About how many boys and how many girls were there
in the other bunch? TOTAL NUMBER IN OTHER BUNCH

- 0. None
- 1. One
- 2. 2-3
- 3. 4-6
- 4. 7-10
- 5. 11-20
- 6. More than 20

9. NA, DK

IBM
Column

37

5. About how many boys and how many girls were there
in the other bunch? SEX COMPOSITION OF OPPONENT GROUP

- 1. All male
- 2. All female
- 3. Mixed, 75-90% male
- 4. Mixed, 75-90% female
- 5. Mixed, about equal

9. NA, DK

38

6. How did it start?

- 0. R. was jostled, bumped, not on purpose
- 1. Traditional: one school vs. another, one team vs. another
"we always do"
- 2. Rivalry over a girlfriend or boyfriend
- 3. In connection with a contest: in the heat of a game,
as a result of a game
- 4. R. was jumped
- 5. Just to have a fight; R. invited
- 6. Started with insults; name calling
- 7. Somebody invited somebody else, jumped or picked on
somebody else; R. comes in after

over

8. Other
9. NA, DK

39

6. How did it start? INSTIGATORS

- 1. R's group challenged others; had been looking for a fight
- 2. R's group challenged others; spontaneous
- 3. Others challenged R's group
- 4. Unclear who started it, both implicated

Code 0 in
col. 44

8. Other
9. NA

40

6. How did it start? RELEVANCE OF RACIAL, ETHNIC, OR
RELIGIOUS CONFLICT

- 1. Race of opponents mentioned
- 2. Nationality of opponents mentioned
- 3. Religion of opponents mentioned
- 4. Some combination of above mentioned
- 5. Neither race, nationality, nor religion mentioned

9. NA

IBM
Column

41

6a. How long beforehand was this fight planned?

- 1. 1-30 minutes; spur of the moment; never decided, just did it
- 2. More than 1/2 hour to 1/2 day
- 3. More than 1/2 day; *1 day*
- 4. More than 1 day

9. NA; DK

42

7. Did you hurt anyone during this fight?

1. Yes

Code 0
in
col.
43

5. No

8. DK

9. NA

43

7a. How badly?

- 1. Slightly or not at all: a tap, a glancing blow, victim felt it
- 2. Left a mark: a bruise, a black eye, a small cut, a welt
- 3. Requiring minor care: a cut which needed bandaging, swelling which required compresses
- 4. Required major care: stitches, bone repair
- 5. Required hospitalization; mortal

8. DK

9. NA

0. Inap. - col. 42 is 5 or 8 or 9

44

8. Who first suggested doing this?

Code 0
in
cols.
45-47

1. R. did

2. Person other than R.

3. Everyone, all agreed

8. DK

9. NA

0. Someone in other group; col. 39 is coded 3

IBM
Column

45

8. Who first suggested doing this? - age of instigator?

- 1. Younger than R. by 2 years or more
- 2. Younger than R. by 1 year
- 3. Same age as R.
- 4. Older than R. by 1 year
- 5. Older than R. by 2 years or more, under 21
- 6. 21 or over

9. NA

0. Inap. - col. 44 is other than 2

46

8. Who first suggested doing this? - sex of instigator

- 1. Male
- 2. Female

9. NA

0. Inap. - col. 44 is other than 2

47

8. Who first suggested doing this? - closeness of instigator

- 1. One
- 2. Two
- 3. Three
- 4. Four

9. NA

0. Inap. - col. 44 is other than 2

48

9. When did this happen? -- year

- 3. 1963
- 4. 1964
- 5. 1965
- 6. 1966
- 7. 1967

9. NA, DK

IBM
Column

49-50

9. When did this happen? -- month

- | | |
|--------------|---------------|
| 01. January | 07. July |
| 02. February | 08. August |
| 03. March | 09. September |
| 04. April | 10. October |
| 05. May | 11. November |
| 06. June | 12. December |

- 20. "Wintertime", no further specification
- 30. "Springtime", no further specification
- 40. "Summertime", no further specification
- 50. "Fall," no further specification

99. NA; DK

9. When did this happen? -- day

- 1. Monday
- 2. Tuesday
- 3. Wednesday
- 4. Thursday
- 5. Friday
- 6. Saturday
- 7. Sunday
- 8. Weekday, not specified further
- 0. Weekend, not specified further
- 9. NA; DK

9. When did this happen? -- time

- 1. 5 am - Noon
- 2. Noon - 3 pm
- 3. 3 pm - 6 pm
- 4. 6 pm - 11 pm
- 5. 11 pm - 5 am
- 6. 2 & 3 combined
- 7. 3 & 4 combined
- 8. 4 & 5 combined
- 0. Other
- 9. NA; DK

51

52

IBM
Column

53

10. Did you tell anyone about it later?

1. Yes

Code 0 in
cols.
54-56

5. No

9. NA

54

10a. How many people did you tell?

- 1. One
- 2. 2-3
- 3. 4-5
- 4. 6 or more

9. NA

0. Inap. - col. 53 is 5 or 9

10b. Who were they?

(CODER: Code first two mentions)

- 1. Parent(s)
- 2. Sibling(s)
- 3. Relative(s)
- 4. Friend(s)
- 5. Professionals: teachers, counselors, clergy, etc.
- 6. Police
- 7. Other
- 8. Other
- 9. NA
- 0. Inap. - col. 53 is 5 or 9; no second mention

55, 56

57

11. Did anyone catch you or find out that you were fighting?

1. Yes

Code 0
in cols.
58-63

5. No (Parents Only)

9. NA

IBM
Column

58

11a. Who caught you?

1. Police, sheriff, constable or other police authority
2. Principal, teacher, or other school personnel
3. Adult relative or friend of family (not parent, see below)
7. Someone, DK who
8. Other adult
9. NA
0. Inap. - col. 57 is 5 or 9

59

11b. How did they catch you?

1. Discovered on the spot: saw or heard R
2. Discovered through investigation sometime later; discovered accidentally sometime later
3. Reported, "squealed on"
4. R confessed without investigation
7. Other
8. DK
9. NA
0. Inap. - col. 57 is 5 or 9

IBM
Column60-61
62-6311c. What happened after you were caught?

(CODER: Code first two mentions)

Act by police or court

11. Warned, scolded, talked to
12. R's parents told, R taken home
13. Temporary incarceration (three days or less)
14. Booked or arrested
15. Sent to court: warned, suspended sentence
16. Sent to court: probation
17. Sent to court: incarcerated
18. Made R. make reparation; make restitution

19. Other act by police, court

Act by higher school official

21. Scolded
22. Threatened with physical punishment
23. Threatened with non-physical punishment
24. Punished: made to stay after, given extra work, privileges taken away, grade lowered
25. Physical punishment: e.g., paddled
26. R's parents were told
27. Suspended (excluded from school for a fixed time) or expelled (excluded from school until parents report)
28. Referred to police or court
29. Made R make reparation; make restitution.

30. Other act by higher school official

Act by teacher

31. Scolded by teacher
32. Threatened with physical punishment
33. Threatened with non-physical punishment
34. Punished: made to stay after, given extra work, privilege taken away, grade lowered, excluded from class (not sent to office)
35. Physical punishment: e.g., paddled
36. Referred to higher school official, sent to office
37. Parents told
38. Made R. make reparation; make restitution

39. Other act by teacher

(continued)

IBM
Column60-61
62-63
(cont)Act by unofficial adult, other than parents

41. Scolded, yelled at, ordered to get out
42. Threatened with physical punishment: chased with gun, threat of bodily harm
43. Other threatened punishment: to call police, to sue, to tell parents
44. R's parents were told
45. Punished: forced to make restitution, loss of privileges
46. Physical punishment: hit, shot at
47. Police called
48. Other act by unofficial adult

Action taken - NA by whom

51. Warned; scolded
52. Threatened with physical punishment
53. Threatened with non-physical punishment
54. Physical punishment
55. Non-physical punishment
56. Made R. make reparation; make restitution
58. Other action - NA by whom
61. Nothing, no consequences, no action taken
62. Didn't care
77. Approved
88. Other
99. NA, DK
00. Inap. - col. 57 is 5 or 9; no second mention

11. Did your parents find out about it?

1. Yes
5. No
8. DK
9. NA

Code 0
in cols.
65 - 69

64

IBM
Column

65

12a. How did they find out?

1. R. told them, apparently not under pressure to do so
2. R. told them, under pressure (e.g., before someone else did first)
3. An authority (e.g., principal, police) told them
4. A sib told them
5. Another child told them
6. An adult, not an authority, told them (e.g., neighbor, friend of the family)
7. Parents discovered it themselves
8. Other
9. NA, DK
0. Inap. - col. 64 is 5, 8 or 9

12b. What did they do or say?

(CODER: Code first two mentions)

10. Told R. not to do it
11. Scolded, yelled, got angry
12. Threatened non-physical punishment
13. Punished -- non-physical: loss of privilege, freedom -- allowance cut, no car, stay in
14. Threatened physical punishment
15. Punished -- physical
16. Made R. make reparation; make restitution
17. Punished -- not further specified
21. Broke down, indicated hurt; cried; had a headache
31. Talked it over; discussion rather than scolding
41. Approved
42. Didn't care
51. Threatened to report R. to police
52. Reported R. to police, authorities; surrendered R. to authorities
61. Nothing
88. Other
99. NA, DK
00. Inap. - col. 64 is 5, 8 or 9; no second mention

66-67
68-69

IBM
Column

70

13. How many of these gangfights have you been in,
in the last three years?

- 1. One
- 2. Two
- 3. Three
- 4. Four
- 5. Five
- 6. Six
- 7. Seven or more
- 8. DK
- 9. NA
- 0. Inap. - coded in incident form # 1

71

GLOBAL: Seriousness of offense

- 0. Not a delinquent act
- 1. Technically delinquent, but trivial
- 2. Moderately delinquent
- 3. Seriously delinquent
- 7. R. can't remember particular incident

CODE BOOK

NATIONAL SURVEY OF YOUTH '67

CARD 40

IBM
Column

1-4

Study # (G136)

5-6

Card # (40)

7-10

Interview # (0001 -)

11-12

Form 0 - Carried a gun or knife besides an ordinary pocketknife

Code 15

13

Incident Number

- 1. One
- 2. Two
- 3. Three

If R. can't remember incident
code 9's in cols. 14-38.
Col. 39 is then 7.

14

2. Thinking about the last time you did this,
was it a gun or a knife?

- 1. Both
- 2. Gun
- 3. Knife
- 9. NA

IBM
Column

15

2a. What kind of a (gun) (knife) was it?

- 1. Gun: rifle, shot gun
- 2. Gun: pistol, handgun
- 3. Gun: homemade, zip
- 4. Gun: other
- 5. Knife: hunting, machete, bolo, bayonet, rapier, sword, butcher
- 6. Knife: switchblade, razor
- 7. Knife: homemade
- 8. Knife: other
- 9. NA, DK

16

3. When did (do) you carry it?

- 1. All the time, about always
- 2. When in need of protection: at night, in a strange or dangerous neighborhood; when there's a fight brewing, etc.
- 3. Hunting
- 4. Games or activities other than hunting or fighting: as a tool or plaything
- 9. NA, DK

discard form

Code 0 in Col. 17-39

17

4. How often is this?

- 1. Every day
- 2. A few times a week
- 3. Once a week
- 4. Few times a month
- 5. Once a month or less

- 9. NA
- 0. Inap. Code 3 in Col. 16

IBM
Column

18

5. Why did (do) you carry it (them)?

- 1. Protection
- 2. To use as a throwing or cutting weapon, but not against people: hunting, target practice, knife games
- 3. To use as a tool: to whittle, carve, cut twigs
- 4. Social pressure: friends carry them
- 5. To be a big shot, to look tough, to look like a "hood"
- 6. Vague, "I might need it"

- 7. DK, "just had it"
- 8. Other
- 9. NA

0. Code 3 in Col. 16

19

5. Why did (do) you carry it (them)?

- 1. R. mentions specific others, describing them by race, ethnicity or nationality
- 2. R. mentions protection from specific others (e.g., "some guys", "guys from Northern," etc) but not by race, ethnicity, etc.
- 3. R. expects trouble in a specific instance: "there was going to be a fight," "there are fights after the game," "that neighborhood isn't safe"

- 5. None of the above mentioned

20

6. How did you get it?

- 1. Found it
- 2. Bought it
- 3. Given it
- 4. Stole it
- 5. Made it

- 8. Other
- 9. NA

0. Inap. Code 3 in Col. 16

IBM
Column

21

7. Did you tell anyone you carry (carried) it?

1. Yes

5. No

9. NA

Code 0
in cols.
22-24

22

7a. How many people did you tell?

1. One

2. 2-3

3. 4-5

4. 6 or more

9. NA

0. Inap. - col. 21 is 5 or 9

23, 24

7b. Who are they?

(CODER: Code first two mentions)

1. Parent(s)

2. Sibling(s)

3. Relative(s)

4. Friend(s)

5. Professionals: teachers, counselors, clergy, etc.

6. Police

7. Other

8.

9. NA

0. Inap. - col. 21 is 5 or 9; no second mention

IBM
Column

25

8. Did anyone catch you carrying it?

1. Yes

5. No (Parents Only)

9. NA

Code 0
in cols.
26-31

26

8a. Who caught you?

1. Police, sheriff, constable or other police authority

2. Principal, teacher, or other school personnel

3. Adult relative or friend of family (not parent, see below)

4. Someone, DK who

5. Other adult

6. NA

7. Inap. - col. 25 is 5 or 9

8. Inap. - col. 25 is 5 or 9

27

8b. How did they catch you?

1. Discovered on the spot: saw or heard R.

2. Discovered through investigation sometime later; discovered accidentally sometime later

3. Reported, "squealed on"

4. R. confessed, without investigation

5. Other

6. DK

7. NA

8. Inap. - col. 25 is 5 or 9

IBM
Column28-29
30-318c. What happened after you were caught?

(CODER: Code first two mentions)

Act by police or court

11. Warned, scolded, talked to
12. R's parents told, R taken home
13. Temporary incarceration (three days or less)
14. Booked or arrested
15. Sent to court: warned, suspended sentence
16. Sent to court: probation
17. Sent to court: incarcerated
18. Took it
19. Other act by police, court

Act by higher school official

21. Scolded
22. Threatened with physical punishment
23. Threatened with non-physical punishment
24. Punished: made to stay after, given extra work, privileges taken away, grade lowered
25. Physical punishment: e.g., paddled
26. R's parents were told
27. Suspended (excluded from school for a fixed time) or expelled (excluded from school until parents report)
28. Referred to police or court
29. Took it
30. Other act by higher school official

Act by teacher

31. Scolded by teacher
32. Threatened with physical punishment
33. Threatened with non-physical punishment
34. Punished: made to stay after, given extra work, privilege taken away, grade lowered, excluded from class (not sent to office)
35. Physical punishment: e.g., paddled
36. Referred to higher school official, sent to office
37. Parents told
38. Took it
39. Other act by teacher

(continued)

IBM
Column28-29
30-31
(cont)Act by unofficial adult, other than parents

41. Scolded, yelled at, ordered to get out
42. Threatened with physical punishment: chased with gun, threat of bodily harm
43. Other threatened punishment: to call police, to sue, to tell parents
44. R's parents were told
45. Punished: forced to make restitution, loss of privilege
46. Physical punishment: hit, shot at
47. Police called
48. Took it
49. Other act by unofficial adult

Action taken - NA by whom

51. Warned; scolded
52. Threatened with physical punishment
53. Threatened with non-physical punishment
54. Physical punishment
55. Non-physical punishment
56. Took it
58. Other action - NA by whom
61. Nothing, no consequences, no action taken
62. Didn't care
77. Approved
88. Other
99. NA, DK
00. Inap. - col. 25 is 5 or 9

9. Did your parents find out that you carry (carried) it?

1. Yes

5. No

8. DK

9. NA

Code 0
in cols.
33-37

32

O. change code

IBM
Column

33

9a. How did they find out?

- 1. R. told them, apparently not under pressure to do so
- 2. R. told them, under pressure (e.g., before someone else did first)
- 3. An authority (e.g. principal, police) told them
- 4. A sib told them
- 5. Another child told them
- 6. An adult, not an authority, told them (e.g., neighbors, friend of family)
- 7. Parents discovered it themselves
- 8. Other
- 9. NA, DK
- 0. Inap. - col. 32 is 5, 8 or 9 ; *11/20/16*

9b. What did they do or say?

(CODER: Code first two mentions)

- 10. Told R. not to do it
- 11. Scolded, yelled, got angry
- 12. Threatened non-physical punishment
- 13. Punished -- non-physical: loss of privilege, freedom -- allowance cut, no car, stay in
- 14. Threatened physical punishment
- 15. Punished -- physical
- 16. Took it
- 17. Punished -- not further specified
12. ...
- 21. Broke down, indicated hurt; cried; had a headache
- 31. Talked it over; discussion rather than scolding
- 41. Approved
- 42. Didn't care
- 51. Threatened to report R. to police
- 52. Reported R. to police, authorities: surrendered R. to authorities
- 61. Nothing
- 88. Other
- 98. No second mention
- 99. NA, DK
- 00. Inap. - col. 32 is 5, 8 or 9 ; *11/20/16*

34-35
36-37

IBM
Column

38

10. Have you carried anyother gun or knife in the last three years?

- 1. Yes
- 5. No
- 9. NA

39

GLOBAL: Seriousness of delinquency

- 0. ~~Not a delinquent act~~ *Imp. Code 3 in Col. 37*
- 1. Technically delinquent, but trivial
- 2. Moderately delinquent
- 3. Seriously delinquent
- 4. *not a delinquent act*
- 7. R. can't remember particular incident

CODE BOOK
NATIONAL SURVEY OF YOUTH '67
CARD 41

IBM
Column

1-4

Study # (G136)

5-6

Card # (41)

7-10

Interview # (0001-)

11-12

Form P - Took a car without permission of the owner
(even if the car was returned)

Code 16

Incident Number

13

1. One
2. Two
3. Three

If R. can't remember incident
code 9's in cols. 14-69.
Col. 70 is then 7.

14

2. Did you know at the time who owned the car?

1. Yes

5. No

9. NA

Code 0
in
col.:15

15

2a. Whose car was it?

1. Immediate family, living with R's parents; sibling;
any guardian living with R.
2. Relative, not living with R; sibling living elsewhere,
aunt, uncle
3. Adults, other than relatives, known to R.
4. Peer friend or acquaintance
5. Adult, not known to R.
6. Peer, not known to R.

8. Other

9. NA

0. Inap. - col. 14 is 5 or 9

IBM
Column

IBM
Column

16

22

3. How did you manage to take the car? - ACCESS

5. Were you with anyone?

- 1. R. broke in
- 2. R. did not break in
- 9. NA if R. broke in

1. Yes

Code 0
in cols.
23-38

5. No

9. NA

17

23, 24
25, 26

3. How did you manage to take the car? - STARTING

5a. Who were they? - age

- 1. R. used key found in car ignition lock
- 2. R. used key found elsewhere; *availability*
- 3. R. stole key
- 4. R. "jumped the ignition wires"
- 5. R. drifted the car downhill and "popped the clutch"
- 6. *used key, if origin*
- 8. Other
- 9. NA how R. started the car
- 0. Car was never started: it was towed or pushed

(CODER: Code first four mentions)

- 1. Younger than R by 2 years or more
- 2. Younger than R by 1 year
- 3. Same age as R, within a year
- 4. Older than R by 1 year
- 5. Older than R by 2 years or more, but under 21
- 6. 21 or over

18

27, 28
29, 30

4. Where was the car when you took it?

- 1. Parked in a private garage; *driveway, backyard*
- 2. Parked in the street
- 3. Parked in a parking lot or garage
- 4. Parked in a car dealer's lot, for sale
- 8. Other
- 9. NA

9. NA

0. Inap. - col. 22 is 5 or 9; OR no second, third or fourth mention

5a. Who were they? - sex

(CODER: Code first four mentions)

- 1. Male
- 2. Female

19-20

31, 32
33, 34

4a. How far was that from your house?

- 01. 0-5 blocks
- 02. More than 5-10 blocks
- 03. More than 10-20 blocks
- 04. $\frac{1}{2}$ mile or less
- 05. $\frac{1}{4}$ - $\frac{1}{2}$ mile
- 06. $\frac{1}{2}$ - 1 mile
- 07. More than 1-5 miles
- 08. More than 5-10 miles
- 09. More than 10 miles

9. NA

0. Inap. - col. 22 is 5 or 9; OR no second, third or fourth mention

5a. Who were they? - closeness

(CODER: Code first four mentions)

- 1. One: very close
- 2. Two: a friend
- 3. Three: someone R knew
- 4. Four: stranger to R.

21

4b. Would you say this was in your neighborhood?

- 1. Yes
- 5. No
- 9. NA

9. NA (not listed on checklist)

0. Inap. - col. 22 is 5 or 9; OR no second, third or fourth mention

IBM
Column

35

5a. SUMMARY CODE: Total number of persons mentioned

- 1. One
- 2. Two
- 3. Three
- 4. Four
- 5. Five or more

- 8. R was with someone, NA how many
- 9. NA
- 0. No persons mentioned. Col. 22 is 5 or 9

36

5a. SUMMARY CODE: Who were they? - age range of group

- 1. 1 year or less
- 2. 2 years
- 3. 3-4 years
- 4. 5-6 years
- 5. 7-10 years
- 6. 11-20 years
- 7. over 20 years

- 9. NA
- 0. Inap. - col. 22 is 5 or 9

37

5a. SUMMARY CODE: Who were they? - sex composition of group

Only one other person besides R

- 1. Same sex as R
- 2. Opposite sex from R
- 3. One other but NA what sex

More than one other person besides R

- 4. All same sex as R
- 5. Mixed, predominantly R's sex
- 6. Mixed, predominantly opposite from R's sex
- 7. All opposite sex *from R*
- 8. Equal number of boys and girls, ~~not counting R~~ *include R.*

- 9. More than one other but NA sex
- 0. Inap. - col. 22 is 5 or 9

IBM
Column

38

5b. Did you actually take part or just watch?

- 1. Take part
- 2. Just watch

- 9. NA
- 0. Inap. - col. 22 is 5 or 9

39

6. Who first suggested doing this?

Code 0
in cols.
40-42

- 1. R. did
- 2. Person other than R.
- 3. Everyone, all agreed

- 8. DK
- 9. NA
- 0. Inap. - col. 22 is 5 or 9

40

6. Who first suggested doing this? - age of instigator

- 1. Younger than R by 2 years or more
- 2. Younger than R by 1 year
- 3. Same age as R
- 4. Older than R by 1 year
- 5. Older than R by 2 years or more, under 21
- 6. 21 or over

41

6. Who first suggested doing this? - sex of instigator

- 1. Male
- 2. Female

- 9. NA
- 0. Inap. - col. 22 is 5 or 9; col. 39 is 1, 3, 8 or 9

6

IBM
Column

42

6. Who first suggested doing this? - R's closeness to instigator

- 1. One
- 2. Two
- 3. Three
- 4. Four
- 9. NA
- 0. Inap. - ~~col. 22 is 5 or 9; col. 39 is 1, 3, 8 or 9~~

43

7. Why did you take the car?

- 0. R. needed it to go someplace, to do an errand
- 1. R. needed it to take a date out
- 2. Someone besides R. needed it or wanted it, wanted it to use temporarily
- 3. To ride around in *it*
- 4. Just for the fun of taking it, "for kicks," "to see if I could"
- 5. R. was dared to do it; as an initiation act; to show someone he was not "chicken"
- 6. R. angry at owner; for revenge, for spite
- 7. To sell, or to take a part of it to sell
- 8. Other
- 9. NA, DK
- 0. Inap. - R. didn't actually take it, someone else did

44

8. What did you do with it after you got it? Distance traveled. (How far did you take it?)

- 1. Less than 1/2 mile; neighborhood *to 4 miles*
- 2. More than 1/2 mile to 2 miles *to 4 miles*
- 3. 2.1 to 5 miles
- 4. 5.1 to 10 miles
- 5. 10.1 to 20 miles away
- 6. Drove over 20 miles away
- 9. NA, DK
- 0. Inap. - Never got to drive it anywhere

7

IBM
Column

45

9. What did you do with it finally?

- Code* *what happened to car -*
- 1. Brought it back to where it had been taken from
 - 2. Abandoned it elsewhere
 - 3. Smashed it up
 - 4. Sold or traded it
 - 5. Gave it away to someone
 - 6. Apprehended in it while driving
 - 7. Stripped parts from it
 - 8. Other
 - 9. NA, DK
 - 0. Inap. - never got to drive it anywhere

46

10A. When did this happen? -- year

- 3. 1963 or before
- 4. 1964
- 5. 1965
- 6. 1966
- 7. 1967
- 9. NA, DK

47-48

10B. When did this happen? -- month

- | | |
|--------------|---------------|
| 01. January | 07. July |
| 02. February | 08. August |
| 03. March | 09. September |
| 04. April | 10. October |
| 05. May | 11. November |
| 06. June | 12. December |

- 20. "Wintertime," no further specification
- 30. "Springtime," no further specification
- 40. "Summertime," no further specification
- 50. "Fall," no further specification
- 99. NA; DK

IBM
Column

:49

10C. When did this happen? -- day

- 1. Monday
- 2. Tuesday
- 3. Wednesday
- 4. Thursday
- 5. Friday
- 6. Saturday
- 7. Sunday

- 8. Weekday, not specified further

- 0. Weekend, not specified further

- 9. NA; DK

50

10D. When did this happen? -- time

- 1. 5 am - Noon
- 2. Noon - 3 pm
- 3. 3 pm - 6 pm
- 4. 6 pm - 11 pm
- 5. 11 pm - 5 am

- 6. 2 & 3 combined
- 7. 3 & 4 combined
- 8. 4 & 5 combined

- 0. Other

- 9. NA, DK

51

11. How long beforehand had you decided to take it?

- 1. 1-30 minutes; spur of the moment, never decided, just did it
- 2. More than 1/2 hour to 1/2 day
- 3. More than 1/2 day
- 4. More than 1 day

- 9. NA; DK

IBM
Column

52

12. Did you tell anyone about it later?

1. Yes

Code 0
in cols.
53-55

5. No

9. NA

53

12a. How many people did you tell?

- 1. One
- 2. 2-3
- 3. 4-5
- 4. 6 or more

9. NA

0. Inap. - col. 52 is 5 or 9

54, 55

12b. Who were they?

(CODER: Code first two mentions)

- 1. Parent(s)
- 2. Sibling(s)
- 3. Relative(s)
- 4. Friend(s)
- 5. Professionals: teachers, counselors, clergy, etc.

- 8. Other
- 9. NA
- 0. Inap. - col. 52 is 5 or 9; no second mention

56

13. Did anyone catch you or find out that you took it?

1. Yes

Code 0
in cols.
57-62

5. No (Parents Only)

9. NA

IBM
Column

57

13a. Who caught you?

1. Police, sheriff, constable or other police authority
2. Principal, teacher, or other school personnel
3. Adult relative or friend of family (not parent, see below)
4. Owner
5. *Relative*
6. *Relative*
7. Someone, DK who
8. Other adult
9. NA
0. Inap. - col. 56 is 5 or 9

58

13b. How did they catch you?

1. Discovered on the spot: saw or heard R.
2. Discovered through investigation sometime later
3. Reported, "squealed on"
4. R. confessed, without investigation
7. Other
8. DK
9. NA
0. Inap. - col. 56 is 5 or 9

IBM
olumn59-60
61-6213c. What happened after you were caught?

(CODER: Code first two mentions)

Act by police or court

11. Warned, scolded, talked to
12. R's parents told, R taken home
13. Temporary incarceration (three days or less)
14. Booked or arrested
15. Sent to court: warned, suspended sentence
16. Sent to court: probation
17. Sent to court: incarceration
18. *Reparation; restitution; fine*
19. Other act by police, court

Act by higher school official

21. Scolded
22. Threatened with physical punishment
23. Threatened with non-physical punishment
24. Punished: made to stay after, given extra work, privileges taken away, grade lowered
25. Physical punishment: e.g. paddled
26. R's parents were told
27. Suspended (excluded from school for a fixed time) or expelled (excluded from school until parents report)
28. Referred to police or court
29. Other act by higher school official

Act by teacher

31. Scolded by teacher
32. Threatened with physical punishment
33. Threatened with non-physical punishment
34. Punished: made to stay after, given extra work, privilege taken away, grade lowered, excluded from class (not sent to office)
35. Physical punishment: e.g. paddled
36. Referred to higher school official, sent to office
37. Parents told
38. Other act by teacher

(continued)

IBM
Column

57

13a. Who caught you?

- 1. Police, sheriff, constable or other police authority
- 2. Principal, teacher, or other school personnel
- 3. Adult relative or friend of family (not parent, see below)
- 4. Owner
- 5. ~~Someone, DK who~~
- 7. Someone, DK who
- 8. Other adult
- 9. NA
- 0. Inap. - col. 56 is 5 or 9

13b. How did they catch you?

- 1. Discovered on the spot: saw or heard R.
- 2. Discovered through investigation sometime later
- 3. Reported, "squealed on"
- 4. R. confessed, without investigation

- 7. Other
- 8. DK
- 9. NA
- 0. Inap. - col. 56 is 5 or 9

58

IBM
column

59-60
61-62

13c. What happened after you were caught?

(CODER: Code first two mentions)

Act by police or court

- 11. Warned, scolded, talked to
- 12. R's parents told, R taken home
- 13. Temporary incarceration (three days or less)
- 14. Booked or arrested
- 15. Sent to court: warned, suspended sentence
- 16. Sent to court: probation
- 17. Sent to court: incarceration
- 18. *Reparation; restitution; fines*
- 19. Other act by police, court

Act by higher school official

- 21. Scolded
- 22. Threatened with physical punishment
- 23. Threatened with non-physical punishment
- 24. Punished: made to stay after, given extra work, privileges taken away, grade lowered
- 25. Physical punishment: e.g. paddled
- 26. R's parents were told
- 27. Suspended (excluded from school for a fixed time) or expelled (excluded from school until parents report)
- 28. Referred to police or court
- 29. Other act by higher school official

Act by teacher

- 31. Scolded by teacher
- 32. Threatened with physical punishment
- 33. Threatened with non-physical punishment
- 34. Punished: made to stay after, given extra work, privilege taken away, grade lowered, excluded from class (not sent to office)
- 35. Physical punishment: e.g. paddled
- 36. Referred to higher school official, sent to office
- 37. Parents told
- 38. Other act by teacher

(continued)

59-60
61-62

Page 13

Card 41

Act by unofficial adults, other than parents

- 41. Scolded, yelled at, ordered to get out
- 42. Threatened with physical punishment; chased with gun, threat of bodily harm
- 43. Other threatened punishment: to call police, to sue, to tell parents
- 44. R's parents were told
- 45. Punished: forced to make restitution, loss of privilege
- 46. Physical punishment: hit, shot at
- 47. Police called
- 48. Other act by unofficial adult

Action taken - NA by whom

- 51. Warned; scolded
- 52. Threatened with physical punishment
- 53. Threatened with non-physical punishment
- 54. Physical punishment
- 55. Non-physical punishment
- 56.
- 58. Other action - NA by whom
- 61. Nothing, no action taken, no consequences
- 62. Didn't care
- 77. Approved
- 88. Other
- 99. NA, DK
- 00. Inap. - col. 56 is 5 or 9; no second mention

14. Did your parents find out about it?

- 1. Yes
- 5. No
- 8. DK
- 9. NA

Code 0
in cols.
64-68

63

63

NSY
G136
Card 41

IBM
Column
64

65-66
67-68

14a. How did they find out?

- 1. R. told them, apparently not under pressure to do so
- 2. R. told them, under pressure (e.g., before someone else did first)
- 3. An authority (e.g., principal, police) told them
- 4. A sib told them
- 5. Another child told them
- 6. An adult, not an authority, told them (e.g., neighbor, friend of the family)
- 7. Parents discovered it themselves
- 8. Other
- 9. NA, DK
- 0. Inap. - col. 64 is 5, 8 or 9

14b. What did they do or say?

(CODER: Code first two mentions)

- 10. Told R. not to do it
- 11. Scolded, yelled, got angry
- 12. Threatened non-physical punishment
- 13. Punished -- non-physical: loss of privilege, freedom -- allowance cut, no car, stay in
- 14. Threatened physical punishment
- 15. Punished -- physical
- 16. Punished -- not further specified
- 21. Broke down, indicated hurt; cried; had a headache
- 31. Talked it over; discussion rather than scolding
- 41. Approved
- 42. Didn't care
- 51. Threatened to report R. to police
- 52. Reported R. to police, authorities: surrendered R. to authorities
- 61. Nothing
- 88. Other
- 98. No second mention
- 99. NA, DK
- 00. Inap. - col. 63 is 5, 8 or 9

IBM
Column

69

15. How many cars have you taken in the last three years?

- 1. One
- 2. Two
- 3. Three
- 4. Four
- 5. Five
- 6. Six
- 7. Seven or more
- 8. DK
- 9. NA
- 0. Inap. - This is incident #2 or # 3

70

GLOBAL: Seriousness of delinquency

- 0. Not a delinquent act
- 1. Technically delinquent, but trivial
- 2. Moderately delinquent
- 3. Seriously delinquent
- 7. R. can't remember particular incident

NSY
G136
Card 41

15

CODE BOOK

NATIONAL SURVEY OF YOUTH '67

CARD 42

NSY
G136
Card 42

IBM
Column

1-4

Study # (G136)

5-6

Card # (42)

7-10

Interview # (0001 -)

11-12

SUMMARY CODE: PEER GROUP CHECKLIST
Total number of peers listed.

Record actual number.

Code 0 in
cols. 13-77

00. No peers listed.

Take off from Peer Group Checklist all persons who are not accomplices (i.e., not committing crime with R. or did not suggest doing crimes with R.) ... If the victim is included in their response he is taken out of range you with scope and even checklist (unless he appears as accomplice of R.) Do not obliterate when crossing off list.

IBM
Column

13-14

Peer #1 - Age

Record actual age.

- 99. N.A.
- 00. Inap. - coded 00 in cols. 11-12; no further mentions

15

Peer #1 - Sex

- 1. Male
- 2. Female
- 9. N.A.
- 0. Inap. - coded 00 in cols. 11-12; no further mentions

16

Peer #1 - How close are you to this person?

- 1. One
- 2. Two
- 3. Three
- 4. Four
- 9. N.A.
- 0. Inap. - coded 00 in cols. 11-12; no further mentions

17

Peer #1 - Total number of times R mentions peer #1 in all incident forms.

- 1. One
- 2. Two
- 3. Three
- 4. Four
- 5. Five
- 6. Six
- 7. Seven
- 8. Eight or more
- 9. N.A.
- 0. Inap. - coded 00 in cols. 11-12; no further mentions

IBM
Column

18-19,20,21,22

23-24,25,26,27

28-29,30,31,32

33-34,35,36,37

38-39,40,41,42

43-44,45,46,47

48-49,50,51,52

53-54,55,56,57

58-59,60,61,62

63-64,65,66,67

68-69,70,71,72

73-74,75,76,77

Peer #2

use codes for cols. 13-17

Peer #3

use codes for cols. 13-17

Peer #4

use codes for cols. 13-17

Peer #5

use codes for cols. 13-17

Peer #6

use codes for cols. 13-17

Peer #7

use codes for cols. 13-17

Peer #8

use codes for cols. 13-17

Peer #9

use codes for cols. 13-17

Peer #10

use codes for cols. 13-17

Peer #11

use codes for cols. 13-17

Peer #12

use codes for cols. 13-17

Peer #13

use codes for cols. 13-17

NSY
G136
Card 43

CODE BOOK

NATIONAL SURVEY OF YOUTH '67

CARD 43

IBM
Column

1-4

Study # (G136)

5-6

Card # (43)

7-10

Interview # (0001 -)

11

CONTINUATION CODE FOR PEER GROUP CHECKLIST

Code 0 in
cols. 12-46

1. Code continues; 14 or more peers listed.
5. Code discontinues; no peers listed or
less than 14 peers listed.

IBM
Column

12-13

Peer #14 - Age

Record actual age.

99. N.A.

00. Inap. - coded 5 in col. 11; no further mentions

14

Peer #14 - Sex

1. Male

2. Female

9. N.A.

0. Inap. - coded 5 in col. 11; no further mentions

15

Peer #14 - How close are you to this person?

1. One

2. Two

3. Three

4. Four

9. N.A.

0. Inap. - coded 5 in col. 11; no further mentions

16

Peer #14 - Total number of times R mentions peer #14 in all incident forms.

1. One

2. Two

3. Three

4. Four

5. Five

6. Six

7. Seven

8. Eight or more

9. N.A. *OK*

0. Inap. - coded 5 in col. 11; no further mentions
None

IBM
Column

17-18,19,20,21

Peer #15

use codes for cols. 12-16

22-23,24,25,26

Peer #16

use codes for cols. 12-16

27-28,29,30,31

Peer #17

use codes for cols. 12-16

32-33,34,35,36

Peer #18

use codes for cols. 12-16

37-38,39,40,41

Peer #19

use codes for cols. 12-16

42-43,44,45,46

Peer #20

use codes for cols. 12-16

National Survey of Youth '67

Card 44

Column
Number

1-4
5-6
7-8

Study # (G136)
Card # (44)
Coder #

- 01. Barbara Betsey
- 02. Doris Brudor
- 03. Mary Ellen Cain
- 04. Joan Campbell
- 05. Leon Gary Epstein
- 06. Mary Freppel
- 07. Donna Goodman
- 08. Sandra Hendricks
- 09. Marilyn Jones
- 10. Margaret Nilsson
- 11. Georgina Rice
- 12. Marita Servais
- 13. Clarence Brown
- 14.
- 15.

- 66. Myrtle Blum
- 77. Joan Scheffler
- 88. Jay Williams
- 99. Marty Gold

9-10

Age of coder

(Code actual age)

11

Sex

- 1. Male
- 2. Female
- 9. NA

12

Education

- 0. No more than sixth grade
- 1. 7th through 9th grade
- 2. More than 9th grade but did not complete high school
- 3. Completed high school
- 4. Some college, but no plans to complete college
- 5. Some college, plans to complete college
- 6. Completed college
- 7. Has post-graduate hours or degree

Make
Card

- 8. Other
- 9. NA

Column
Number

31

Sex of fourth oldest child

- 1. Male
- 2. Female
- 0. Inap., no fourth child

32

Delinquency as a teenager

Compared to teenagers in general, do you think you were...

- 0. Not at all delinquent
- 1. Just a little delinquent
- 2. Moderately delinquent
- 3. Very delinquent

- 8. DK
- 9. NA

IBM
Column


33-34

NSY
G136
Card 44

Q 35.: Q. 39.: Q. 47. RELIGION

01. Adventist Bodies (Advent Christian Church;
Seventh-day Adventists)
02. Armenian Church of America
03. Assemblies of God
04. Baptist Bodies (Other; not specified below in 05-17)
 05. American Baptist Assn.
 06. American Baptist Convention.
 07. Conservative Baptist Assn. of America
 08. Free Will Baptist
 09. General Assn. of Regular Baptist Churches
 10. National Baptist Convention of America
 11. National Baptist Convention of U.S.A.
 12. National Primitive Baptist Convention of the U.S.A.
 13. North American Baptist Assn.
 14. Progressive National Baptist Convention
 15. Regular Baptist Churches, General Assn. of
 16. Southern Baptist Convention
 17. United Free Will Baptist Church
18. Brethren (German Baptists; Church of the Brethern)
19. Buddhist Churches of America
20. Christian Churches, International Conv. of (Disciples
of Christ)
21. Church of God in Christ
22. Church of the Nazarene
23. Churches of Christ
24. Churches of God
25. Congregational Christian Churches, Natl. Assn. of
20. Disciples of Christ (Christian Churches, Internatl' Conv. o
26. Eastern Orthodox Churches (Other; not specified below in
27 to 32)
 27. American Carpatho-Russian Orthodox Greek Catholic Chura
 28. Greek Archdiocese of North and South America
 29. Russian Orthodox Catholic Church in American Patriarchal
Exarchate
 30. Russian Orthodox Greek Catholic Church of America
 31. Serbian Eastern Orthodox Church
 32. Syrian Antiochian Orthodox Church
33. Evangelical United Brethern Church
34. Friends (Quakers)
35. Independent Fundamental Churches of America
36. Jehovah's Witnesses
37. Jewish Congregations (Other; not specified below in 38-40)
 38. Union of American Hebrew Congregations
 39. Union of Orthodox Jewish Congregations of America
 40. United Synagogue of America
41. Latter-Day Saints (Church of Jesus Christ of Lat (1) -Da
Saints (Mormon)

CONTINUED



IBM
Column33-34
(cont.)

42. Lutheran Bodies (Other; not specified below in 43-46)
 43. The Evangelical Lutheran Synodical Conference of
 North America (Lutheran Church - Missouri Synod;
 Synod of Evangelical Lutheran Churches)
 44. National Lutheran Council Constituents (The American
 Lutheran Church; The Lutheran Church in America)
 45. Wisconsin Evangelical Lutheran Synod
 46. Mennonite Bodies (Mennonite Brethern Church of
 North America; Older Order Amish Mennonite Church)
47. Methodist Bodies (Other; not specified below in 48 to 51)
 48. African Methodist Episcopal Church
 49. African M.E. Zion Church
 50. Christian Methodist Episcopal Church
 51. The Methodist Church
41. Mormons (Latter-Day Saints)
 52. Old Catholic Churches (not Roman Catholic) (North American
 Catholic Church; North American Old Roman Catholic Church)
53. Pentecostal Assemblies (Other; not specified below in 54-55)
 54. Pentecostal Church of God of America
 55. United Pentecostal Church
56. Polish National Catholic Church of America
57. Presbyterian Bodies (Other; not specified below in 58 to 59)
 58. Presbyterian Church in the United States
 59. United Presbyterian Church in the U.S.A.
60. Protestant Episcopal Church
 34. Quakers (Friends)
61. Reformed Bodies (Other; not specified below in 62 to 63)
 62. Christian Reformed Church
 63. Reformed Church in America
64. Roman Catholic Church
 26. Russian Orthodox (Eastern Orthodox Church)
 65. Salvation Army
 66. Spiritualists
 67. Unitarian Universalist Assn.
 68. United Church of Christ
77. Protestant (unspecified denomination)
98. Other
 99. NA
 00. No religion
69. Christian Scientists (Church of Christ, Scientist)

Make
Card

Card 44 (4)

Column
Number

Allport - Vernon - Lindzey Study of Values (Part I)

- 37 I: 1. The main object of scientific research should be the discovery of truth rather than its practical applications.
1. Yes
5. No
9. NA
- 38 I: 2. Taking the Bible as a whole, one should regard it from the point of view of its beautiful mythology and literary style rather than as a spiritual revelation.
1. Yes
5. No
9. NA
- 39 I: 3. Which of the following men do you think should be judged as contributing more to the progress of mankind?
1. Aristotle
5. Abraham Lincoln
9. NA
- 40 I: 4. Assuming that you have sufficient ability, would you prefer to be:
1. A banker
5. A politician
9. NA
- 41 I: 5. Do you think it is justifiable for great artists, such as Beethoven, Wagner and Byron to be selfish and negligent of the feelings of others?
1. Yes
5. No
9. NA
- 42 I: 6. Which of the following branches of study do you expect ultimately will prove more important for mankind?
1. Mathematics
5. Theology
9. NA

Card 44 (5)

Column
Number

- 43 I: 7. Which would you consider the more important function of modern leaders?
1. To bring about the accomplishment of practical goals
5. To encourage followers to take a greater interest in the rights of others.
9. NA
- 44 I: 8. When witnessing a gorgeous ceremony (ecclesiastical or academic, induction into office, etc.), are you more impressed:
1. By the color and pageantry of the occasion itself?
5. By the influence of strength of the group?
9. NA
- 45 I: 9. Which of these character traits do you consider the more desirable?
1. High ideals and reverence
5. Unselfishness and sympathy
9. NA
- 46 I:10. If you were a university professor and had the necessary ability, would you prefer to teach:
1. Poetry
5. Chemistry and physics
9. NA
- 47 I:11. If you should see the following news items with headlines of equal size in your morning paper, which would you read more attentively?
1. PROTESTANT LEADERS TO CONSULT ON RECONCILIATION
5. GREAT IMPROVEMENTS IN MARKET CONDITIONS
9. NA
- 48 I:12. Under circumstances similar to those of Question 11?
1. SUPREME COURT RENDERS DECISION
5. NEW SCIENTIFIC THEORY ANNOUNCED
9. NA

Card 44 (6)

Column
Number

49

I:13. When you visit a cathedral are you more impressed by a pervading sense of reverence and worship than by the architectural features and stained glass?

1. Yes
5. No

9. NA

50

I:14. Assuming that you have sufficient leisure time, would you prefer to use it:

1. Developing your mastery of a favorite skill
5. Doing volunteer social or public service work

9. NA

51

I:15. At an exposition, do you chiefly like to go to the buildings where you can see:

1. New manufactured products
5. scientific (e.g., chemical) apparatus

9. NA

52

I:16. If you had the opportunity, and if nothing of the kind existed in the community where you live, would you prefer to found:

1. A debating society or forum
5. A classical orchestra

9. NA

53

I:17. The aim of the churches at the present time should be:

1. To bring out altruistic and charitable tendencies
5. To encourage spiritual worship and a sense of communion with the highest

9. NA

54

I:18. If you had some time to spend in a waiting room and there were only two magazines to choose from, would you prefer:

1. SCIENTIFIC AGE
5. ARTS AND DECORATIONS

9. NA

Card 44 (7)

Column
Number

55

I:19. Would you prefer to hear a series of lectures on:

1. The comparative merits of the forms of government in Britain and in the United States
5. The comparative development of the great religious faiths

9. Na

56

I:20. Which of the following would you consider the more important function of education?

1. Its preparation of practical achievement and financial reward
5. Its preparation for participation in community activities and aiding less fortunate persons.

57

I:21. Are you more interested in reading accounts of the lives and works of men such as:

1. Alexander, Julius Caesar, and Charlemagne
5. Aristotle, Socrates, and Kant

9. NA

58

I:22. Are our modern industrial and scientific developments signs of a greater degree of civilization than those attained by any previous society, the Greeks, for example?

1. Yes
5. No

9. NA

59

I:23. If you were engaged in an industrial organization (and assuming salaries to be equal), would you prefer to work:

1. As a counselor for employees
5. In an administrative position

9. NA

60

I:24. Given your choice between two books to read, are you more likely to select:

1. THE STORY OF RELIGION IN AMERICA
5. THE STORY OF INDUSTRY IN AMERICA

9. NA

Column
Number

61

- I:25. Would modern society benefit more from:
1. More concern for the rights and welfare of citizens
 5. Greater knowledge of the fundamental laws of human behavior
9. NA

62

- I:26. Suppose you were in a position to help raise standards of living, or to mould public opinion. Would you prefer to influence:
1. Standards of living
 5. Public opinion
9. NA

63

- I:27. Would you prefer to hear a series of popular lectures on:
1. The progress of social service work in your part of the country
 5. Contemporary painters
9. NA

64

- I:28. All the evidence that has been impartially accumulated goes to show that the universe has evolved to its present state in accordance with natural principles, so that there is no necessity to assume a first cause, cosmic purpose, or God behind it.
1. I agree with this statement
 5. I disagree
9. NA

65

- I:29. In a paper, such as the New York Sunday Times, are you more likely to read:
1. The real estate sections and the account *CF th*
 5. The section on picture galleries and *stevk up* exhibitions
9. NA

66

- I:30. Would you consider it more important for your child to secure training in:
1. Religion
 5. Athletics
9. NA

National Survey of Youth
Card 45

Column
Number

1-4
5-6
7-8

Study # (G136)
Card # (45)
Coder #

01. Barbara Betsey
02. Doris Brudon
03. Mary Ellen Cain
04. Joan Campbell
05. Leon Gary Epstein
06. Mary Freppel
07. Donna Goodman
08. Sandra Hendricks
09. Marilyn Jones
10. Margaret Nilsson
11. Georgina Rice
12. Marita Servais
13. Clarence Brown
- 14.
- 15.

66. Myrtle Blum
77. Joan Scheffler
88. Jay Williams
99. Marty Gold

Allport - Vernon - Lindzey Study of Values (Part II)

Code for Columns 9-68

1. First choice
2. Second choice
3. Third choice
4. Fourth choice

9. NA, DK

II: 1. Do you think that a good government should aim chiefly at:

Col.

9. More aid for the poor, sick and old
10. The development of manufacturing and trade
11. Introducing highest ethical principles into its politics and diplomacy
12. Establishing a position of prestige and respect among nations.

II: 2. In your opinion, can a man who works in business all the week best spend Sunday in--

Col.

13. Trying to educate himself by reading serious books
14. Trying to win ~~the~~ golf, or racing
15. Going to an orchestral concert
16. Hearing a really good sermon

II: 3. If you could influence the educational policies of the public schools of some city, would you undertake--

Col.

17. To promote the study and participation in music and fine arts
18. To stimulate the study of social problems
19. To provide additional laboratory facilities
20. To increase the practical value of courses

II: 4. Do you prefer a friend (of your own sex) who--

Col.

21. Is efficient, industrious and of a practical turn of mind
22. Is seriously interested in thinking out his attitude toward life as a whole
23. Possesses qualities of leadership and organizing ability
24. Shows artistic and emotional sensitivity

II: 5. If you lived in a small town and had more than enough income for your needs, would you prefer to--

Col.

25. Apply it productively to assist commercial and industrial development
26. Help to advance the activities of local religious groups
27. Give it for the development of scientific research in your locality
28. Give it to The Family Welfare Society

II: 6. When you go to the theater, do you, as a rule, enjoy most--

Col.

29. Plays that treat the lives of great men
30. Ballet or similar imaginative performances
31. Plays that have a theme of human suffering and love
32. Problem plays that argue consistently for some point of view

II: 7. Assuming that you are a man with the necessary ability, and that the salary for each of the following occupations is the same, would you prefer to be a--

Col.

33. Mathematician
34. Sales manager
35. Clergyman
36. Politician

II: 8. If you had sufficient leisure and money, would you prefer to--

Col.

37. Make a collection of fine sculptures or paintings
38. Establish a center for the care and training of the feeble-minded
39. Aim at a Senatorship, or a seat in the Cabinet
40. Establish a business or financial enterprise of your own

II: 9. At an evening discussion with intimate friends of your own sex, are you more interested when you talk about--

Col.

41. The meaning of life
42. Developments in science
43. Literature
44. Socialism and social amelioration

II:10. Which of the following would you prefer to do during part of your next summer vacation (if your ability and other conditions would permit)--

Col.

45. Write and publish an original biological essay or article
46. Stay in some secluded part of the country where you can appreciate fine scenery
47. Enter a local tennis or other athletic tournament
48. Get experience in some new line of business

II:11. Do great exploits and adventures of discovery such as Columbus's, Magellan's, Byrd's and Amundsen's seem to you significant because--

Col.

49. They represent conquests by man over the difficult forces of nature
50. They add to our knowledge of geography, meteorology, oceanography, etc.
51. They weld human interests and international feelings throughout the world
52. They contribute each in a small way to an ultimate understanding of the universe

II:12. Should one guide one's conduct according to, or develop one's chief loyalties toward--

Col.

53. One's religious faith
54. Ideals of beauty
55. One's occupational organization and associates
56. Ideals of charity

II:13. To what extent do the following famous persons interest you--

Col.

57. Florence Nightingale
58. Napoleon
59. Henry Ford
60. Galileo

II:14. In choosing a wife would you prefer a woman who-- (Women answer the alternative from below)

Col.

61. Can achieve social prestige, commanding admiration from others
62. Likes to help people
63. Is fundamentally spiritual in her attitudes toward life
64. Is gifted along artistic lines

(For women) Would you prefer a husband who--

61. Is successful in his profession, commanding admiration from others
62. Likes to help people
63. Is fundamentally spiritual in his attitudes toward life
64. Is gifted along artistic lines

II:15. Viewing Leonardo da Vinci's picture, "The Last Supper," would you tend to think of it--

Col.

65. As expressing the highest spiritual aspirations and emotions
66. As one of the most priceless and irreplaceable pictures ever painted
67. In relation to Leonardo's versatility and its place in history
68. The quintessence of harmony and design

NSY
G136

National Survey of Youth

Card 46

Column
Number

1-4
5-6
7-8

Study # (G136)
Card # (46)
Coder #

01. Barbara Betsey
02. Doris Brudon
03. Mary Ellen Cain
04. Joan Campbell
05. Leon Gary Epstein
06. Mary Freppel
07. Donna Goodman
08. Sandra Hendricks
09. Marilyn Jones
10. Margaret Nilsson
11. Georgina Rice
12. Marita Servais
13. Clarence Brown
- 14.
- 15.

66. Myrtle Blum
77. Joan Scheffler
88. Jay Williams
99. Marty Gold

F - Scale

Code for Columns 9-37

1. Strong opposition, disagreement
2. Moderate opposition, disagreement
3. Slight opposition, disagreement
4. Slight support, agreement
5. Moderate support, agreement
6. Strong support, agreement

9. DK, NA

9. Obedience and respect for authority are the most important virtues children should learn.
10. No weakness or difficulty can hold us back if we have enough will power.
11. Science has its place, but there are many important things that can never possibly be understood by the human mind.
12. Human nature being what it is, there will always be war and conflict.
13. Every person should have complete faith in some supernatural power whose decisions he obeys without question.
14. When a person has a problem or worry, it is best for him not to think about it but keep busy with more cheerful things.
15. A person who has bad manners, habits, and breeding can hardly expect to get along with decent people.
16. What the youth needs most is strict discipline, rugged determination, and the will to work and fight for family and country.
17. Some people are born with an urge to jump from high places.
18. Nowadays when so many different kinds of people move around and mix together so much, a person has to protect himself especially carefully against catching an infection or disease from them.
19. An insult to our honor should always be punished.
20. Young people sometimes get rebellious ideas, but as they grow up they ought to get over them and settle down.
21. It is best to use some prewar authorities in Germany to keep order and prevent chaos.
22. What this country needs most, more than laws and political programs, is a few courageous, tireless, devoted leaders in whom the people can put their faith.
23. Sex crimes, such as rape and attacks on children, deserve more than mere imprisonment; such criminals ought to be publicly whipped or worse.

24. People can be divided into two distinct classes: the weak and the strong.
25. There is hardly anything lower than a person who does not feel a great love, gratitude, and respect for his parents.
26. Some day it will probably be shown that astrology can explain a lot of things.
27. Nowadays more and more people are prying into matters that should remain personal and private.
28. Wars and social troubles may someday be ended by an earthquake or flood that will destroy the whole world.
29. Most of our social problems would be solved if we could somehow get rid of the immoral, crooked, and feeble-minded people.
30. The wild sex life of the old Greeks and Romans was tame compared to some of the goings-on in this country, even in places where people might least expect it.
31. If people would talk less and work more, everybody would be better off.
32. Most people don't realize how much our lives are controlled by plots hatched in secret places.
33. Homosexuals are hardly better than criminals and ought to be severely punished.
34. The businessman and the manufacturer are much more important to society than the artist and the professor.
35. No sane, normal, decent person could ever think of hurting a close friend or relative.
36. Familiarity breeds contempt.
37. Nobody ever learned anything really important except through suffering.

CODE BOOK

NATIONAL SURVEY OF YOUTH '67

CARD 47

IBM
Column

1-4 Study # (G136)

5-6 Card # (47)

7-9 PSU # (3 digits)

Source: Standard PSU Code for the Institute for Social
Research (first used in the fall of 1963).

1962 County and City Data Book: A Statistical
Abstract Supplement. U. S. Department of Commerce

10-16	<u>1. Land area in square miles</u>
17-19	<u>7. Population, 1960 - Residence - % Rural farm</u>
20-22	<u>9. Population, 1960 - % Nonwhite</u>
23-25	<u>10. Population, 1960 - Age - % Under 5 years</u>
26-28	<u>11. Population, 1960 - Age - % 21 years and over</u>
29-31	<u>12. Population, 1960 - Age - % 65 years and over</u>
32-34	<u>13. Population, 1960 - Age - Median age in years</u>
35-37	<u>14. Population, 1960 - Nativity - % Foreign born</u>
38-40	<u>15. Population, 1960 - Nativity - % Native of foreign or mixed parentage</u>
41-48	<u>29. Education, 1960 - School enrollment, persons 5 to 34 years old - Kindergarten and elementary school</u>
49-55	<u>30. Education, 1960 - School enrollment, persons 5 to 34 years old - High school</u>
56-62	<u>31. Education, 1960 - School enrollment, persons 5 to 34 years old - College</u>
63-70	<u>34. Civilian labor force, 1960 - Total persons</u>

IBM
Column

71-73

35. Civilian labor force, 1960 - % Unemployed

74-76

36. Civilian labor force, 1960 - % Males

77-79

47. Civilian labor force, 1960 - Employed persons -
% White collar occupations (Professional,
managerial (except farm), clerical, and sales)

CODE BOOK

NATIONAL SURVEY OF YOUTH '67

CARD 48

IBM
Column

1-4

Study # (G136)

5-6

Card # (48)

7-9

PSU # (3 digits)

Source: 1962 County and City Data Book: A Statistical
Abstract Supplement. U. S. Department of Commerce

10-17

56. Housing units, 1960 - Occupied units - Total

18-20

57. Housing units, 1960 - Occupied units - Population
per unit

21-23

58. Housing units, 1960 - Occupied units - % with 1.01
or more persons per room

24-26

59. Housing units, 1960 - Occupied units - % Moved
into unit during 1958 to 1960

27-34

60. Housing units, 1960 - Occupied units - Owner
occupied - Total

35-42

62. Housing units, 1960 - Occupied units - Renter
occupied - Total

Source: 1967 County and City Data Book: A Statistical
Abstract Supplement. U. S. Department of Commerce

43-51

1. Population and area, 1960 - Total population

52-57

4. Population and area, 1960 - Population per square
mile

58

6. Population change, 1950-1960 - Net migration

1. Increased

5. Decreased

59-62

6. Population change, 1950-1960 - % Net migration

IBM
Column

- 63 7. Population change, 1950-1960 - Natural increase
 1. Increased
 5. Decreased
- 64-66 7. Population change, 1950-1960 - % Natural increase
- 67 8. Natural increase in population, 1960-1965
 1. Increased
 5. Decreased
- 68-70 8. % Natural increase in population, 1960-1965
- 71-73 9. Population characteristics, 1960 - % Urban
- 74-76 10. Population characteristics, 1960 - % Negro
- 77-79 11. Population characteristics, 1960 - % Foreign stock

CODE BOOK

NATIONAL SURVEY OF YOUTH '67

CARD 49

IBM
Column

- 1-4 Study # (G136)
- 5-6 Card # (49)
- 7-9 PSU # (3 digits)
- Source: 1967 County and City Data Book: A Statistical Abstract Supplement. U. S. Department of Commerce
- 10-12 12. Population characteristics, 1960 - % 65 years and over
- 13 14. Vote cast for President - Vote for leading party - 1964
 1. Democratic
 5. Republican
- 14-16 14. Vote cast for President - % Vote for leading party - 1964
- 17-19 19. Education, 1960 - Persons 25 years old and over - Median school years completed
- 20-22 20. Education, 1960 - Persons 25 years old and over - % Completed less than 5 years of school
- 23-25 21. Education, 1960 - Persons 25 years old and over - % Completed high school or more
- 26-29 28. Income in 1959 of families, 1960 - Median income in \$
- 30-32 29. Income in 1959 of families, 1960 - % Under \$3,000
- 33-35 30. Income in 1959 of families, 1960 - % \$10,000 and over
- 36-42 31. Public assistance recipients, 1964
- 43-45 39. Index of home equipment

IBM
Column

- 46-53 52. Local government finances, 1962 - General expenditure
- Education - in \$1,000 units
- 54-60 54. Local government finances, 1962 - General expenditure
- Public welfare - in \$1,000 units
- 61-67 55. Local government finances, 1962 - General expenditure
- Health and hospitals - in \$1,000 units
- 68-74 56. Local government finances, 1962 - General expenditure
- Police protection - in \$1,000 units
- 75-77 51. Local government finances, 1962 - General expenditure
- Total excluding capital outlay - per capita - in \$

CODE BOOK
NATIONAL SURVEY OF YOUTH '67
CARD 50

IBM
Column

- 1-4
- 5-6
- 7-9
- 10-12
- 13-15
- 16-19

Study # (G136)

Card # (50)

PSU # (3 digits)

Source: 1967 County and City Data Book: A Statistical
Abstract Supplement. U. S. Department of Commerce

- 125. Agriculture, 1964 (Preliminary) Farms - % Operated
by tenants
- 127. Agriculture, 1964 (Preliminary) Land in farms -
% Proportion of all land (IF GREATER THAN 100%
CODE 99.9%)
- 134. Agriculture, 1964 (Preliminary) Size of farms -
Average in acres

SEARCH OF THE OFFICIAL RECORDS

IBM
Column

Card # (51)

Interview # (0001-)

Does respondent have official record?

1. Yes

5. No

9. NA (Respondent not included in record search)

Code 0
in cols. 8-77

When did 1st official offense occur?

1. Before respondent interviewed

5. After respondent interviewed

9. NA

0. Inap. - ccl. 7 is 5 or 9.

Code 0
in col. 9

Does official 1st offense match with R's reported offense?

- 1. Matches
- 2. Possible match
- 3. No match

9. NA

0. Inap. - col. 7 is 5 or 9 or col. 8 is 5, 9 or 0.

1st official offense type

01. A (Run away from home)

02. B (Hit parent)

03. C (Truancy)

04. D (Property damage)

05. E (Fraud)

06. F (Con game)

07. G (Larceny)

08. H (Assault)

09. I (Threatened assault)

10. J (Trespass)

11. K (Breaking and entering)

12. L (Drinking)

13. M (Drug use)

14. N (Gang fight)

15. O (Concealed weapon)

16. P (Car theft - UDAA)

99. NA

00. Inap. - ccl. 7 is 5 or 9.

10-11

SEARCH OF THE OFFICIAL RECORDS

IBM
Column

1-2

Card # (51)

3-6

Interview # (0001-)

7

Does respondent have official record?

1. Yes

5. No

Code 0
in cols. 8-77

9. NA (Respondent not included in record search)

8

When did 1st official offense occur?

1. Before respondent interviewed

5. After respondent interviewed

Code 0
in col. 9

9. NA

0. Inap. - col. 7 is 5 or 9.

9

Does official 1st offense match with R's reported offense?

1. Matches

2. Possible match

3. No match

9. NA

0. Inap. - col. 7 is 5 or 9 or col. 8 is 5, 9 or 0.

10-11

1st official offense type

01. A (Run away from home)

02. B (Hit parent)

03. C (Truancy)

04. D (Property damage)

05. E (Fraud)

06. F (Con game)

07. G (Larceny)

08. H (Assault)

09. I (Threatened assault)

10. J (Trespass)

11. K (Breaking and entering)

12. L (Drinking)

13. M (Drug use)

14. N (Gang fight)

15. O (Concealed weapon)

16. P (Car theft - UDAA)

99. NA

00. Inap. - col. 7 is 5 or 9.

IBM
Column

12-15

1st official offense date of occurrence

MO. : YR.
12-13 : 14-15

9999. NA
0000. Inap. - col. 7 is 5 or 9

16-17

Disposition of 1st offense

DETECTED BY POLICE

- 01. Not guilty, dismissed
- 02. Warned and released
- 03. Referred to agency
- 04. Restitution made by R.
- 05. Informal probation
- 06.
- 07.
- 08. Other
- 09. Detected by police, NA disposition

REFERRED TO COURT

- 10. Not guilty, dismissed
- 11. Warned and released
- 12. Restitution made by R.
- 13. Informal probation
- 14. Referred to agency
- 15.
- 16.
- 17.
- 18. Other
- 19. Referred to court, NA disposition

PETITION REQUESTED

- 20. Petition requested, not granted
- 21. Petition not granted, warned and released
- 22. Petition granted, R. released
- 23. Petition granted, referred to agency
- 24. Petition granted, probation
- 25. Petition granted, fined
- 26. Petition granted, ward of state agency
- 27. Petition granted, incarceration
- 28. Other
- 29. Petition granted, NA disposition

99. NA
00. Inap. - col. 7 is 5 or 9

IBM
Column

18

When did 2nd official offense occur?

- 1. Before respondent interviewed
- 5. After respondent interviewed
- 9. NA
- 0. Inap. - col. 7 is 5 or 9 or no 2nd offense.

Code 0
in col. 19

Code 0
in cols. 19-77

19

Does official 2nd offense match with R's reported offense?

- 1. Matches
- 2. Possible match
- 3. No match
- 9. NA
- 0. Inap. - col. 18 is 5, 9 or 0.

20-21

2nd official offense type

- 01. A (Run away from home)
- 02. B (Hit parent)
- 03. C (Truancy)
- 04. D (Property damage)
- 05. E (Fraud)
- 06. F (Con game)
- 07. G (Larceny)
- 08. H (Assault)
- 09. I (Threatened assault)
- 10. J (Trespass)
- 11. K (Breaking and entering)
- 12. L (Drinking)
- 13. M (Drug use)
- 14. N (Gang fight)
- 15. O (Concealed weapon)
- 16. P (Car theft - UDAA)

99. NA
00. Inap. - col. 18 is 0.

22-25

2nd official offense date of occurrence

MO. : YR.
22-23 : 24-25

9999. NA
0000. Inap. - col. 18 is 0.

IBM
Column

26-27

Disposition of 2nd offense

DETECTED BY POLICE

- 01. Not guilty, dismissed
- 02. Warned and released
- 03. Referred to agency
- 04. Restitution made by R.
- 05. Informal probation
- 06.
- 07.
- 08. Other
- 09. Detected by police, NA disposition

REFERRED TO COURT

- 10. Not guilty, dismissed
- 11. Warned and released
- 12. Restitution made by R.
- 13. Informal probation
- 14. Referred to agency
- 15.
- 16.
- 17.
- 18. Other
- 19. Referred to court, NA disposition

PETITION REQUESTED

- 20. Petition requested, not granted
- 21. Petition not granted, warned and released
- 22. Petition granted, R. released
- 23. Petition granted, referred to agency
- 24. Petition granted, probation
- 25. Petition granted, fined
- 26. Petition granted, ward of state agency
- 27. Petition granted, incarceration
- 28. Other
- 29. Petition granted, NA disposition

- 99. NA
- 00. Inap. - col. 18 is 0.

When did 3rd official offense occur?

- 1. Before respondent interviewed
- 5. After respondent interviewed
- 9. NA
- 0. Inap. - col. 18 is 0 or no 3rd offense.

Code 0
in col. 29

Code 0
in cols. 29-77

28

IBM
Column

29

Does official 3rd offense match with R's reported offense?

- 1. Matches
- 2. Possible match
- 3. No match
- 9. NA
- 0. Inap. - col. 28 is 5, 9 or 0.

30-31

3rd official offense type

- 01. A (Run away from home)
- 02. B (Hit parent)
- 03. C (Truancy)
- 04. D (Property damage)
- 05. E (Fraud)
- 06. F (Con game)
- 07. G (Larceny)
- 08. H (Assault)
- 09. I (Threatened assault)
- 10. J (Trespass)
- 11. K (Breaking and entering)
- 12. L (Drinking)
- 13. M (Drug use)
- 14. N (Gang fight)
- 15. O (Concealed weapon)
- 16. P (Car theft - UDAA)

- 99. NA
- 00. Inap. - col. 28 is 0.

32-35

3rd official offense date of occurrence

MO. : YR.
32-33 34-35

- 9999. NA
- 0000. Inap. - col. 28 is 0.

36-37

Disposition of 3rd offense

DETECTED BY POLICE

- 01. Not guilty, dismissed
- 02. Warned and released
- 03. Referred to agency
- 04. Restitution made by R.
- 05. Informal probation
- 06.
- 07.
- 08. Other
- 09. Detected by police, NA disposition

IBM
Column

REFERRED TO COURT

- 10. Not guilty, dismissed
- 11. Warned and released
- 12. Restitution made by R.
- 13. Informal probation
- 14. Referred to agency
- 15.
- 16.
- 17.
- 18. Other
- 19. Referred to court, NA disposition

PETITION REQUESTED

- 20. Petition requested, not granted
- 21. Petition not granted, warned and released
- 22. Petition granted, R. released
- 23. Petition granted, referred to agency
- 24. Petition granted, probation
- 25. Petition granted, fined
- 26. Petition granted, ward of state agency
- 27. Petition granted, incarceration
- 28. Other
- 29. Petition granted, NA disposition

- 99. NA
- 00. Inap. - col. 28 is 0.

When did 4th official offense occur?

- 1. Before respondent interviewed
- 5. After respondent interviewed
- 9. NA
- 0. Inap. - col. 28 is 0 or no 4th offense.

Does official 4th offense match with R's reported offense?

- 1. Matches
- 2. Possible match
- 3. No match
- 9. NA
- 0. Inap. - col. 38 is 5, 9 or 0.

Code 0
in col. 39

Code 0
in cols. 39-77

38

39

IBM
Column

40-41

4th official offense type

- 01. A (Run away from home)
- 02. B (Hit parent)
- 03. C (Truancy)
- 04. D (Property damage)
- 05. E (Fraud)
- 06. F (Con game)
- 07. G (Larceny)
- 08. H (Assault)
- 09. I (Threatened assault)
- 10. J (Trespass)
- 11. K (Breaking and entering)
- 12. L (Drinking)
- 13. M (Drug use)
- 14. N (Gang fight)
- 15. O (Concealed weapon)
- 16. P (Car theft - UDAA)

- 99. NA
- 00. Inap. - col. 38 is 0.

4th official offense date of occurrence

MO.	:	YR.
42-43		44-45

- 9999. NA
- 0000. Inap. - col. 38 is 0.

Disposition of 4th offense

DETECTED BY POLICE

- 01. Not guilty, dismissed
- 02. Warned and released
- 03. Referred to agency
- 04. Restitution made by R.
- 05. Informal probation
- 06.
- 07.
- 08. Other
- 09. Detected by police, NA disposition

REFERRED TO COURT

- 10. Not guilty, dismissed
- 11. Warned and released
- 12. Restitution made by R.
- 13. Informal probation
- 14. Referred to agency
- 15.
- 16.
- 17.
- 18. Other
- 19. Referred to court, NA disposition

42-45

46-47

IBM
Column

PETITION REQUESTED

- 20. Petition requested, not granted
- 21. Petition not granted, warned and released
- 22. Petition granted, R. released
- 23. Petition granted, referred to agency
- 24. Petition granted, probation
- 25. Petition granted, fined
- 26. Petition granted, ward of state agency
- 27. Petition granted, incarceration
- 28. Other
- 29. Petition granted, NA disposition

- 99. NA
- 00. Inap. - col. 38 is 0.

48

When did 5th official offense occur?

- 1. Before respondent interviewed
- 5. After respondent interviewed
- 9. NA
- 0. Inap. - col. 38 is 0 or no 5th offense.

Code 0
in col. 49

Code 0
in cols. 49-77

49

Does official 5th offense match with R's reported offense?

- 1. Matches
- 2. Possible match
- 3. No match
- 9. NA
- 0. Inap. - col. 48 is 5, 9 or 0.

50-51

5th official offense type

- 01. A (Run away from home)
- 02. B (Hit parent)
- 03. C (Truancy)
- 04. D (Property damage)
- 05. E (Fraud)
- 06. F (Con game)
- 07. G (Larceny)
- 08. H (Assault)
- 09. I (Threatened assault)
- 10. J (Trespass)
- 11. K (Breaking and entering)
- 12. L (Drinking)
- 13. M (Drug use)
- 14. N (Gang fight)
- 15. O (Concealed weapon)
- 16. P (Car theft - UDAA)

- 99. NA
- 00. Inap. - col. 48 is 0.

IBM
Column

52-55

5th official offense date of occurrence

MO. : YR.
52-53 54-55

- 9999. NA
- 0000. Inap. - col. 48 is 0.

56-57

Disposition of 5th offense

DETECTED BY POLICE

- 01. Not guilty, dismissed
- 02. Warned and released
- 03. Referred to agency
- 04. Restitution made by R.
- 05. Informal probation
- 06.
- 07.
- 08. Other
- 09. Detected by police, NA disposition

REFERRED TO COURT

- 10. Not guilty, dismissed
- 11. Warned and released
- 12. Restitution made by R.
- 13. Informal probation
- 14. Referred to agency
- 15.
- 16.
- 17.
- 18. Other
- 19. Referred to court, NA disposition

PETITION REQUESTED

- 20. Petition requested, not granted
- 21. Petition not granted, warned and released
- 22. Petition granted, R. released
- 23. Petition granted, referred to agency
- 24. Petition granted, probation
- 25. Petition granted, fined
- 26. Petition granted, ward of state agency
- 27. Petition granted, incarceration
- 28. Other
- 29. Petition granted, NA disposition

- 99. NA
- 00. Inap. - col. 48 is 0.

IBM
Column

58

When did 6th official offense occur?

Code 0
in col. 59

Code 0
in cols. 59-77

- 1. Before respondent interviewed
- 5. After respondent interviewed
- 9. NA
- 0. Inap. - col. 48 is 0 or no 6th offense.

59

Does official 6th offense match with R's reported offense?

- 1. Matches
- 2. Possible match
- 3. No match
- 9. NA
- 0. Inap. - col. 58 is 5, 9 or 0.

60-61

6th official offense type

- 01. A (Run away from home)
- 02. B (Hit parent)
- 03. C (Truancy)
- 04. D (Property damage)
- 05. E (Fraud)
- 06. F (Con game)
- 07. G (Larceny)
- 08. H (Assault)
- 09. I (Threatened assault)
- 10. J (Trespass)
- 11. K (Breaking and entering)
- 12. L (Drinking)
- 13. M (Drug use)
- 14. N (Gang fight)
- 15. O (Concealed weapon)
- 16. P (Car theft - UDAA)
- 99. NA
- 00. Inap. - col. 58 is 0.

62-65

6th official offense date of occurrence

MO. : YR.
62-63 : 64-65

- 9999. NA
- 0000. Inap. - col. 58 is 0.

IBM
Column

66-67

Disposition of 6th offense

- DETECTED BY POLICE
- 01. Not guilty, dismissed
 - 02. Warned and released
 - 03. Referred to agency
 - 04. Restitution made by R.
 - 05. Informal probation
 - 06.
 - 07.
 - 08. Other
 - 09. Detected by police, NA disposition

- REFERRED TO COURT
- 10. Not guilty, dismissed
 - 11. Warned and released
 - 12. Restitution made by R.
 - 13. Informal probation
 - 14. Referred to agency
 - 15.
 - 16.
 - 17.
 - 18. Other
 - 19. Referred to court, NA disposition

- PETITION REQUESTED
- 20. Petition requested, not granted
 - 21. Petition not granted, warned and released
 - 22. Petition granted, R. released
 - 23. Petition granted, referred to agency
 - 24. Petition granted, probation
 - 25. Petition granted, fined
 - 26. Petition granted, ward of state agency
 - 27. Petition granted, incarceration
 - 28. Other
 - 29. Petition granted, NA disposition

- 99. NA
- 00. Inap. - col. 58 is 0.

68

When did 7th official offense occur?

Code 0
in col. 69

Code 0
in cols. 69-77

- 1. Before respondent interviewed
- 5. After respondent interviewed
- 9. NA
- 0. Inap. - col. 58 is 0 or no 7th offense.

IBM
Column

69

Does official 7th offense match with R's reported offense?

- 1. Matches
- 2. Possible match
- 3. No match

- 9. NA
- 0. Inap. - col. 68 is 5, 9 or 0.

70-71

7th official offense type

- 01. A (Run away from home)
- 02. B (Hit parent)
- 03. C (Truancy)
- 04. D (Property damage)
- 05. E (Fraud)
- 06. F (Con game)
- 07. G (Larceny)
- 08. H (Assault)
- 09. I (Threatened assault)
- 10. J (Trespass)
- 11. K (Breaking and entering)
- 12. L (Drinking)
- 13. M (Drug use)
- 14. N (Gang fight)
- 15. O (Concealed weapon)
- 16. P (Car theft - UDAA)

- 99. NA
- 00. Inap. - col. 68 is 0.

72-75

7th official offense date of occurrence

MO. : YR.
72-73 : 74-75

- 9999. NA
- 0000. Inap. - col. 68 is 0.

76-77

Disposition of 7th offense

DETECTED BY POLICE

- 01. Not guilty, dismissed
- 02. Warned and released
- 03. Referred to agency
- 04. Restitution made by R.
- 05. Informal probation
- 06.
- 07.
- 08. Other
- 09. Detected by police, NA disposition

IBM
Column

REFERRED TO COURT

- 10. Not guilty, dismissed
- 11. Warned and released
- 12. Restitution made by R.
- 13. Informal probation
- 14. Referred to agency
- 15.
- 16.
- 17.
- 18. Other
- 19. Referred to court, NA disposition

PETITION REQUESTED

- 20. Petition requested, not granted
- 21. Petition not granted, warned and released
- 22. Petition granted, R. released
- 23. Petition granted, referred to agency
- 24. Petition granted, probation
- 25. Petition granted, fined
- 26. Petition granted, ward of state agency
- 27. Petition granted, incarceration
- 28. Other
- 29. Petition granted, NA disposition

- 99. NA
- 00. Inap. - col. 68 is 0.

VARIABLE NAME: ACHIEVEMENT PUSH

CATEGORIES AND THEIR DEFINITIONS:

LOCATION OF QUESTIONS USED IN THE INDEX:

Interview schedule - page # 21
- question # 48

COMPUTATION OF INDEX:

Items that went into this index were generated in a factor analysis of the Family Sort. Two items went into this index.

A Z score was computed for each item and weighted by the factor loading of that item. The resultant item scores were summed for an individual score.

Items: My father pushes me to be the best in everything I do. (.80023)
My mother pushes me to be the best in everything I do. (.81437)

% FREQUENCY DISTRIBUTION BY SEX OF INDEX CATEGORIES:

<u>Category</u>	<u>Males</u>	<u>Females</u>
-----------------	--------------	----------------

VARIABLE NAME: ACHIEVEMENT PUSH 1 COL

CATEGORIES AND THEIR DEFINITIONS:

1 - 6.41-9.98	13.6%
2 - 5.15-6.40	20.8%
3 - 4.51-5.14	21.7%
4 - 3.86-4.50	17.4%
5 - 2.61-3.85	19.1%
9 - NA	7.4%

LOCATION OF QUESTIONS USED IN THE INDEX:

Interview schedule - page # 21
- question # 48

COMPUTATION OF INDEX:

Simple reduction of the three column achievement push index.

% FREQUENCY DISTRIBUTION BY SEX OF INDEX CATEGORIES:

<u>Category</u>	<u>Males</u>	<u>Females</u>
1	12.8%	14.6%
2	19.8%	22.0%
3	21.5%	22.0%
4	17.1%	17.7%
5	20.9%	16.9%
9	7.9%	6.9%

VARIABLE NAME: AGE AT DISRUPT 10-13

5

CATEGORIES AND THEIR DEFINITIONS:

0 - Intact	82.6%
1 - Home disrupted before <u>or</u> after the ages of 10 to 13	13.8%
2 - Home disrupted sometime in the years 10 to 13	3.4%
9 - NA	.1%

LOCATION OF QUESTIONS USED IN THE INDEX:

Interview schedule - page # 8
- question # 12B

COMPUTATION OF INDEX:

% FREQUENCY DISTRIBUTION BY SEX OF INDEX CATEGORIES:

<u>Category</u>	<u>Males</u>	<u>Females</u>
0	82.5%	82.8%
1	13.0%	14.8%
2	4.5%	2.1%
9	0.0%	0.3%

7

VARIABLE NAME: AGE BY YEAR

CATEGORIES AND THEIR DEFINITIONS:

1 = 13 yr. olds (& down)
2 = 14 yr. olds
3 = 15 yr. olds
4 = 16 yr. olds (& up)

LOCATION OF QUESTIONS USED IN THE INDEX:

Interview schedule - page #
- question #

COMPUTATION OF INDEX:

Simple reduction of age 1 column to group by year.

% FREQUENCY DISTRIBUTION BY SEX OF INDEX CATEGORIES:

<u>Category</u>	<u>Males</u>	<u>Females</u>
-----------------	--------------	----------------

VARIABLE NAME: AGE CLOSE FR OLD MCA

CATEGORIES AND THEIR DEFINITIONS:

- 1 = No close fr is older
- 2 = At least 1 close fr is older
- 9 = NA, DK, etc.

LOCATION OF QUESTIONS USED IN THE INDEX:

Interview schedule - page #
 - question #

COMPUTATION OF INDEX:

% FREQUENCY DISTRIBUTION BY SEX OF INDEX CATEGORIES:

<u>Category</u>	<u>Males</u>	<u>Females</u>
-----------------	--------------	----------------

VARIABLE NAME: AGE CLOSE FR YNG MCA

CATEGORIES AND THEIR DEFINITIONS:

- 1 = No younger friends
- 2 = At least one younger friend
- 9 = NA, DK, etc.

LOCATION OF QUESTIONS USED IN THE INDEX:

Interview schedule - page #
 - question #

COMPUTATION OF INDEX:

% FREQUENCY DISTRIBUTION BY SEX OF INDEX CATEGORIES:

<u>Category</u>	<u>Males</u>	<u>Females</u>
-----------------	--------------	----------------

VARIABLE NAME: AGE 1 COL

CATEGORIES AND THEIR DEFINITIONS:

0 & 1 - 13 up to but not including 13-1/2	9.4%
2 - 13-1/2 up to but not including 14	9.0%
3 - 14 up to but not including 14-1/2	10.6%
4 - 14-1/2 up to but not including 15	15.3%
5 - 15 up to but not including 15-1/2	16.1%
6 - 15-1/2 up to but not including 16	12.5%
7 & 8 - 16-16+ Years Old	27.2%

LOCATION OF QUESTIONS USED IN THE INDEX:

Interview schedule - page # 39
- question # 94

COMPUTATION OF INDEX:

% FREQUENCY DISTRIBUTION BY SEX OF INDEX CATEGORIES:

<u>Category</u>	<u>Males</u>	<u>Females</u>
0	0.2%	0.5%
1	8.5%	9.5%
2	9.2%	8.7%
3	10.9%	10.3%
4	16.6%	13.8%
5	15.8%	16.4%
6	12.4%	12.7%
7	13.6%	11.9%
8	12.8%	16.1%

VARIABLE NAME: AGE IN MONTHS

CATEGORIES AND THEIR DEFINITIONS:

LOCATION OF QUESTIONS USED IN THE INDEX:

Interview schedule - page # 39; 41
- question # 94; Date of interview

COMPUTATION OF INDEX:

Computed on basis of month and year difference between date of birth and date of interview.

% FREQUENCY DISTRIBUTION BY SEX OF INDEX CATEGORIES:

<u>Category</u>	<u>Males</u>	<u>Females</u>
-----------------	--------------	----------------

VARIABLE NAME: AGE-RESTRAINT INTER

CATEGORIES AND THEIR DEFINITIONS:

Codes	Age	Parental Restraint	
0	Up to 14 1/2	6.00-6.99	5.8%
1	Up to 14 1/2	3.50-5.99	15.2%
2	Up to 14 1/2	1.50-3.49	5.9%
3	14 1/2 to 15 1/2	6.00-6.99	6.5%
4	14 1/2 to 15 1/2	3.50-5.99	19.0%
5	14 1/2 to 15 1/2	1.50-3.49	3.9%
6	15 1/2 and up	6.00-6.99	10.2%
7	15 1/2 and up	3.50-5.99	22.2%
8	15 1/2 and up	1.50-3.49	3.9%
9	NA		7.4%

LOCATION OF QUESTIONS USED IN THE INDEX:

Interview schedule - page #
- question #

COMPUTATION OF INDEX:

% FREQUENCY DISTRIBUTION BY SEX OF INDEX CATEGORIES:

Category	Males	Females
0	6.0%	5.6%
1	14.5%	16.1%
2	6.2%	5.6%
3	6.2%	6.9%
4	20.3%	17.5%
5	3.8%	4.0%
6	10.2%	10.1%
7	20.0%	24.9%
8	4.9%	2.6%
9	7.9%	6.9%

VARIABLE NAME: % 21 AND OVER 1 COL

CATEGORIES AND THEIR DEFINITIONS:

0 -	45.0-56.8%	16.1%
1 -	56.9-58.2%	11.0%
2 -	58.3-59.7%	13.3%
3 -	59.8-60.8%	14.8%
4 -	60.9-61.5%	8.9%
5 -	61.6-62.8%	15.9%
6 -	62.9-63.8%	8.3%
7 -	63.9-66.0%	7.6%
8 -	66.1-99.8%	4.3%

LOCATION OF QUESTIONS USED IN THE INDEX:

Interview schedule - page #
- question #

COMPUTATION OF INDEX:

% FREQUENCY DISTRIBUTION BY SEX OF INDEX CATEGORIES:

Category	Males	Females
0	16.8%	15.1%
1	10.0%	12.2%
2	14.3%	12.2%
3	15.8%	13.5%
4	9.0%	8.7%
5	14.3%	18.0%
6	8.7%	7.7%
7	7.2%	7.9%
8	3.8%	4.8%

VARIABLE NAME: % 65 AND OVER 1 COL

CATEGORIES AND THEIR DEFINITIONS:

0 -	5.0- 7.1%	13.8%
1 -	7.2- 7.8%	10.0%
2 -	7.9- 8.7%	12.5%
3 -	8.8- 9.1%	12.4%
4 -	9.2- 9.3%	9.1%
5 -	9.4- 9.7%	8.3%
6 -	9.8-11.2%	15.6%
7 -	11.3-12.5%	10.3%
8 -	12.6-99.8%	8.0%

LOCATION OF QUESTIONS USED IN THE INDEX:

Interview schedule - page #
- question #

COMPUTATION OF INDEX:

% FREQUENCY DISTRIBUTION BY SEX OF INDEX CATEGORIES:

<u>Category</u>	<u>Males</u>	<u>Females</u>
0	13.6%	14.0%
1	9.4%	10.8%
2	13.4%	11.4%
3	11.5%	13.5%
4	7.9%	10.6%
5	9.2%	7.1%
6	17.9%	12.7%
7	9.4%	11.4%
8	7.7%	8.5%

VARIABLE NAME: ANY BRO OR SIS

CATEGORIES AND THEIR DEFINITIONS:

1 -	Yes	94.5%
5 -	No	5.5%

LOCATION OF QUESTIONS USED IN THE INDEX:

Interview schedule - page # 7
- question # 11

COMPUTATION OF INDEX:

% FREQUENCY DISTRIBUTION BY SEX OF INDEX CATEGORIES:

<u>Category</u>	<u>Males</u>	<u>Females</u>
1	94.0%	95.0%
5	6.0%	5.0%

VARIABLE NAME: AUTONOMY 1 COL

CATEGORIES AND THEIR DEFINITIONS:

1 - 6.41-8.87	20.8%
2 - 5.09-6.40	23.4%
3 - 3.76-5.08	24.6%
4 - 1.35-3.75	23.8%
9 - NA	7.4%

LOCATION OF QUESTIONS USED IN THE INDEX:

Interview schedule - page # 21
 - question # 48

COMPUTATION OF INDEX:

Simple reduction of the three column autonomy index.

% FREQUENCY DISTRIBUTION BY SEX OF INDEX CATEGORIES:

<u>Category</u>	<u>Males</u>	<u>Females</u>
1	20.9%	20.6%
2	24.9%	21.4%
3	21.7%	28.0%
4	24.5%	23.0%
9	7.9%	6.9%

VARIABLE NAME: AUTONOMY INDEX 1

CATEGORIES AND THEIR DEFINITIONS:

LOCATION OF QUESTIONS USED IN THE INDEX:

Interview schedule - page # 21
 - question # 48

COMPUTATION OF INDEX:

Items that went into this index were generated in a factor analysis of the Family Sort. Four items went into this index. A Z score was computed for each item and weighted by the factor loading of that item. The resultant item scores were summed for an individual score.

Items: My father lets me dress in any way I please. (.54091)
 My father sets few rules for me. (.54826)
 My mother lets me dress in any way I please. (.60687)
 My mother sets few rules for me. (.59916)

% FREQUENCY DISTRIBUTION BY SEX OF INDEX CATEGORIES:

<u>Category</u>	<u>Males</u>	<u>Females</u>
-----------------	--------------	----------------

VARIABLE NAME: AVG DEL ALL TEENS

CATEGORIES AND THEIR DEFINITIONS:

LOCATION OF QUESTIONS USED IN THE INDEX:

Interview schedule - page # 30
- question # 78

COMPUTATION OF INDEX:

Took an average of the 17 items scored by the respondents.

% FREQUENCY DISTRIBUTION BY SEX OF INDEX CATEGORIES:

<u>Category</u>	<u>Males</u>	<u>Females</u>
-----------------	--------------	----------------

VARIABLE NAME: AVG DEL ALL TEENS

CATEGORIES AND THEIR DEFINITIONS:

1 - 00.0-2.00	3.3%
2 - 2.01-3.00	7.4%
3 - 3.01-4.00	14.4%
4 - 4.01-5.00	21.8%
5 - 5.01-6.00	20.4%
6 - 6.01-7.00	17.4%
7 - 7.01-8.00	11.5%
8 - 8.01-9.98	3.8%

LOCATION OF QUESTIONS USED IN THE INDEX:

Interview schedule - page # 30
- question # 78

COMPUTATION OF INDEX:

Average delinquency of all teens (perceived) reduced to a single column code.

% FREQUENCY DISTRIBUTION BY SEX OF INDEX CATEGORIES:

<u>Category</u>	<u>Males</u>	<u>Females</u>
1	4.1%	2.4%
2	9.8%	4.5%
3	17.3%	10.8%
4	23.2%	20.1%
5	20.9%	19.8%
6	14.7%	20.6%
7	8.1%	15.6%
8	1.9%	6.1%

VARIABLE NAME: AVG DELINQUENCY FRIENDS

CATEGORIES AND THEIR DEFINITIONS:

LOCATION OF QUESTIONS USED IN THE INDEX:

Interview schedule - page # 30
- question # 78

COMPUTATION OF INDEX:

Took an average of the 17 items scored by the respondents.

% FREQUENCY DISTRIBUTION BY SEX OF INDEX CATEGORIES:

<u>Category</u>	<u>Males</u>	<u>Females</u>
-----------------	--------------	----------------

VARIABLE NAME: AVG DEL FRIENDS

CATEGORIES AND THEIR DEFINITIONS:

1 - 0-0.99	28.1%
2 - 1-1.99	27.9%
3 - 2-2.99	18.3%
4 - 3-3.99	14.4%
5 - 4-4.99	5.8%
6 - 5-9.98	5.5%

LOCATION OF QUESTIONS USED IN THE INDEX:

Interview schedule - page # 30
- question # 78

COMPUTATION OF INDEX:

Perceived average delinquency of friends reduced to a single column code.

% FREQUENCY DISTRIBUTION BY SEX OF INDEX CATEGORIES:

<u>Category</u>	<u>Males</u>	<u>Females</u>
1	22.2%	35.4%
2	30.5%	24.6%
3	18.1%	18.5%
4	15.4%	13.2%
5	7.9%	3.2%
6	6.0%	5.0%

VARIABLE NAME: AVG FARM SIZE 1 COL

CATEGORIES AND THEIR DEFINITIONS:

0 - 0-40 Acres	9.0%
1 - 41-99 Acres	15.2%
2 - 100-116 Acres	9.8%
3 - 117-145 Acres	10.7%
4 - 146-168 Acres	13.3%
5 - 169-208 Acres	10.5%
6 - 209-270 Acres	11.3%
7 - 271-500 Acres	11.6%
8 - Above 500 Acres	8.5%

LOCATION OF QUESTIONS USED IN THE INDEX:

Interview schedule - page # None
- question # None

COMPUTATION OF INDEX:

See code book cards 47 thru 50 for source. Above distributed to approximate normality.

% FREQUENCY DISTRIBUTION BY SEX OF INDEX CATEGORIES:

<u>Category</u>	<u>Males</u>	<u>Females</u>
0	10.0%	7.7%
1	16.4%	13.8%
2	8.7%	11.1%
3	11.1%	10.3%
4	11.9%	15.1%
5	11.1%	9.8%
6	11.5%	11.1%
7	11.7%	11.4%
8	7.5%	9.8%

VARIABLE NAME: AVG SCHOOL GRADES

CATEGORIES AND THEIR DEFINITIONS:

1 - E	0.0 up to but not including 1.0	3.1%
2 - D - D+	1.0 up to but not including 1.5	2.1%
3 - D+ - C	1.5 up to but not including 2.0	10.7%
4 - C - C+	2.0 up to but not including 2.5	25.6%
5 - C+ - B	2.5 up to but not including 3.0	23.6%
6 - B - B+	3.0 up to but not including 3.5	21.0%
7 - B+ - A	3.5 up to but not including 4.0	9.4%
8 - A	4.0	3.0%
9 - NA		1.4%

LOCATION OF QUESTIONS USED IN THE INDEX:

Interview schedule - page # 3
- question # 4

COMPUTATION OF INDEX:

All grades are used in the computation, not just "academic" grades.

% FREQUENCY DISTRIBUTION BY SEX OF INDEX CATEGORIES:

<u>Category</u>	<u>Males</u>	<u>Females</u>
1	4.1%	1.9%
2	2.1%	2.1%
3	14.5%	6.1%
4	29.9%	20.4%
5	21.5%	26.2%
6	18.3%	24.3%
7	6.2%	13.5%
8	1.7%	4.5%
9	1.7%	1.1%

VARIABLE NAME: AVG SERIOUSNESS

CATEGORIES AND THEIR DEFINITIONS:

LOCATION OF QUESTIONS USED IN THE INDEX:

Interview schedule - page #
- question #

COMPUTATION OF INDEX:

$$\frac{\text{SERIOUSNESS OF DEL}}{\text{TOTAL NO. OFFENSE FORMS}} = \text{AVG SERIOUSNESS}$$

% FREQUENCY DISTRIBUTION BY SEX OF INDEX CATEGORIES:

<u>Category</u>	<u>Males</u>	<u>Females</u>
-----------------	--------------	----------------

VARIABLE NAME: BAD THINGS 2 COL

CATEGORIES AND THEIR DEFINITIONS:

LOCATION OF QUESTIONS USED IN THE INDEX:

Interview schedule - page # 1
- question # 2

COMPUTATION OF INDEX:

Same codes as in Code Book except 88 and 99 are set equal to 19 so that it may be used in AID.

% FREQUENCY DISTRIBUTION BY SEX OF INDEX CATEGORIES:

<u>Category</u>	<u>Males</u>	<u>Females</u>
-----------------	--------------	----------------

VARIABLE NAME: BEST JOB 1 COL

CATEGORIES AND THEIR DEFINITIONS:

0 - 00-40	12.6%
1 - 41-52	12.0%
2 - 53-67	12.5%
3 - 68-79	12.9%
4 - 80-91	18.8%
5 - 92	11.3%
6 - 93-98	14.2%
9 - NA	5.7%

LOCATION OF QUESTIONS USED IN THE INDEX:

Interview schedule - page # 22; 23
- question # 49; 51

COMPUTATION OF INDEX:

Duncan code of occupation.

% FREQUENCY DISTRIBUTION BY SEX OF INDEX CATEGORIES:

<u>Category</u>	<u>Males</u>	<u>Females</u>
0	14.9%	9.8%
1	13.0%	10.8%
2	11.9%	13.2%
3	14.9%	10.3%
4	22.4%	14.3%
5	6.0%	18.0%
6	10.9%	18.3%
9	6.0%	5.3%

VARIABLE NAME: BEST JOB-SETTLE FOR

CATEGORIES AND THEIR DEFINITIONS:

LOCATION OF QUESTIONS USED IN THE INDEX:

Interview schedule - page # 22, 23
- question # 49, 49B, 51, 51B

COMPUTATION OF INDEX:

Duncan occupation code used for the comparison.

(BEST JOB - JOB WOULD SETTLE FOR) + 100

% FREQUENCY DISTRIBUTION BY SEX OF INDEX CATEGORIES:

<u>Category</u>	<u>Males</u>	<u>Females</u>
-----------------	--------------	----------------

VARIABLE NAME: BEST JOB-SETTLE FOR 1 C

CATEGORIES AND THEIR DEFINITIONS:

0 - 0-90 Job settle for better than best job	14.2%
1 - 91-110 Job settle for about equal to best job	22.3%
2-4 - 111-199 Job settle for worse than best job	50.4%
9 - NA	13.2%

LOCATION OF QUESTIONS USED IN THE INDEX:

Interview schedule - page # 22, 23
- question # 49, 49B, 51, 51B

COMPUTATION OF INDEX:

Duncan occupation code used for the comparison.

% FREQUENCY DISTRIBUTION BY SEX OF INDEX CATEGORIES:

<u>Category</u>	<u>Males</u>	<u>Females</u>
0	14.5%	13.8%
1	22.6%	22.0%
2-4	49.1%	51.9%
9	13.9%	12.4%

VARIABLE NAME: BEST JOB-SETTLE FOR 1 C

CATEGORIES AND THEIR DEFINITIONS:

0 - Below father's occupation	14.2%
1 - Equal to father's occupation	22.3%
2-8 - Above father's occupation	50.4%
9 - NA	13.2%

LOCATION OF QUESTIONS USED IN THE INDEX:

Interview schedule - page # 22, 23
- question # 49, 49B, 51, 51B

COMPUTATION OF INDEX:

Duncan occupation code used for the comparison.

% FREQUENCY DISTRIBUTION BY SEX OF INDEX CATEGORIES:

<u>Category</u>	<u>Males</u>	<u>Females</u>
0	14.5%	13.8%
1	22.6%	22.0%
2-8	49.1%	51.9%
9	13.9%	12.4%

VARIABLE NAME: BEST JOB W-4

CATEGORIES AND THEIR DEFINITIONS:

0 - Not in labor force	1.8%
1 - Upper white collar	80.0%
2 - Lower white collar	0.6%
3 - Upper blue collar	4.8%
4 - Lower blue collar	8.9%
9 - NA	3.9%

LOCATION OF QUESTIONS USED IN THE INDEX:

Interview schedule - page #
- question #

COMPUTATION OF INDEX:

% FREQUENCY DISTRIBUTION BY SEX OF INDEX CATEGORIES:

<u>Category</u>	<u>Males</u>	<u>Females</u>
0	3.2%	0.0%
1	76.1%	84.9%
2	0.9%	0.3%
3	6.6%	2.6%
4	10.4%	6.9%
9	2.8%	5.3%

VARIABLE NAME: BEST JOB - WORST JOB

CATEGORIES AND THEIR DEFINITIONS:

LOCATION OF QUESTIONS USED IN THE INDEX:

Interview schedule - page # 22 or 23
- question # 49 & 49A or 51 & 51A

COMPUTATION OF INDEX:

(Duncan code of best job) - (Duncan code of worst job) + 100

% FREQUENCY DISTRIBUTION BY SEX OF INDEX CATEGORIES:

<u>Category</u>	<u>Males</u>	<u>Females</u>
-----------------	--------------	----------------

VARIABLE NAME: BEST JOB - WORST JOB 1 C

CATEGORIES AND THEIR DEFINITIONS:

0 - 00- 99	5.8%
1 - 100-120	10.0%
2 - 121-143	13.7%
3 - 144-160	16.3%
4 - 161-174	15.2%
5 - 175-180	10.6%
6 - 181-185	7.2%
7 - 186	6.4%
8 - 187-998	5.2%
9 - NA	9.6%

LOCATION OF QUESTIONS USED IN THE INDEX:

Interview schedule - page # 22 or 23
- question # 49 & 49A or 51 & 51A

COMPUTATION OF INDEX:

Simple recoding of three column code.

% FREQUENCY DISTRIBUTION BY SEX OF INDEX CATEGORIES:

<u>Category</u>	<u>Males</u>	<u>Females</u>
0	5.8%	5.8%
1	11.1%	8.7%
2	12.4%	15.3%
3	17.1%	15.3%
4	17.3%	12.7%
5	9.6%	11.9%
6	6.8%	7.7%
7	4.7%	8.5%
8	5.8%	4.5%
9	9.6%	9.5%

VARIABLE NAME: BIRTH ORDER

CATEGORIES AND THEIR DEFINITIONS:

0 - Only child	5.5%
1 - First born	27.7%
2 - Second born	31.5%
3 - Third born	19.0%
4 - Fourth born	8.0%
5 - Fifth born	3.2%
6 - Sixth born	1.9%
7 - Last born in large	1.8%
8 - NA	1.3%

LOCATION OF QUESTIONS USED IN THE INDEX:

Interview schedule - page # 7
- question # 11

COMPUTATION OF INDEX:

% FREQUENCY DISTRIBUTION BY SEX OF INDEX CATEGORIES:

<u>Category</u>	<u>Males</u>	<u>Females</u>
0	6.0%	5.0%
1	28.8%	26.5%
2	29.4%	34.1%
3	19.8%	18.0%
4	7.9%	8.2%
5	3.2%	3.2%
6	1.9%	1.9%
7	1.5%	2.1%
8	1.5%	1.1%

VARIABLE NAME: BOY'S MANNER

CATEGORIES AND THEIR DEFINITIONS:

LOCATION OF QUESTIONS USED IN THE INDEX:

Interview schedule - page #6
- question # 7

COMPUTATION OF INDEX:

Items generated from an earlier factor analysis. Mean of "IDEAL BOY" items for gruff (reversed), gentle, and smooth. Multiplied by 100 to eliminate decimal places.

Computed for boys only. Girls were assigned 9's.

% FREQUENCY DISTRIBUTION BY SEX OF INDEX CATEGORIES:

<u>Category</u>	<u>Males</u>	<u>Females</u>
-----------------	--------------	----------------

VARIABLE NAME: CARD SORT DEL SUM

CATEGORIES AND THEIR DEFINITIONS:

LOCATION OF QUESTIONS USED IN THE INDEX:

Interview schedule - page # 30
- question # 77

COMPUTATION OF INDEX:

Sum of card sort items weighted by the categories of response:
0 - never in the last three years; 1 - once in the last three years;
2 - more than once in the last three years. For the 16 items, 32 would be the top score.

% FREQUENCY DISTRIBUTION BY SEX OF INDEX CATEGORIES:

<u>Category</u>	<u>Males</u>	<u>Females</u>
-----------------	--------------	----------------

VARIABLE NAME: CAUGHT-NOT CAUGHT

CATEGORIES AND THEIR DEFINITIONS:

0 - No police apprehensions	91.1%
1 - One or more police apprehensions	8.9%

LOCATION OF QUESTIONS USED IN THE INDEX:

Interview schedule - page #
- question #

COMPUTATION OF INDEX:

Simple reduction of the variable POLICE CONTACTS.

All offense forms were checked to determine if someone had committed an offense whether he had been apprehended by police authorities.

The category 'no police apprehensions' includes persons who had committed no offenses and persons committing offenses but going unapprehended.

% FREQUENCY DISTRIBUTION BY SEX OF INDEX CATEGORIES:

Category	Males	Females
0	87.0%	96.3%
1	3.0%	3.7%

VARIABLE NAME: CERTAINTY GO TO COLLEGE

CATEGORIES AND THEIR DEFINITIONS:

LOCATION OF QUESTIONS USED IN THE INDEX:

Interview schedule - page # 3
- question # 5B

COMPUTATION OF INDEX:

"How sure go to college" recoded so that

Old Code	=	New Code
0	=	4
1	=	1
2	=	2
3	=	3
4	=	4
5	=	4
6	=	9
7	=	9
8	=	8
9	=	9

% FREQUENCY DISTRIBUTION BY SEX OF INDEX CATEGORIES:

Category	Males	Females
----------	-------	---------

VARIABLE NAME: CHARLY

40

CATEGORIES AND THEIR DEFINITIONS:

LOCATION OF QUESTIONS USED IN THE INDEX:

Interview schedule - page #
- question #

COMPUTATION OF INDEX:

Mean of the Z scores of (1) Job after school 1 col. (.71)
(2) P Aspir want (.66)
(3) Job settle for 1 col. (.63)
& (4) Certainty go to college (-.52)

X its factor weighting
+4 to eliminate negative numbers
X 10 to eliminate decimal places.

% FREQUENCY DISTRIBUTION BY SEX OF INDEX CATEGORIES:

<u>Category</u>	<u>Males</u>	<u>Females</u>
-----------------	--------------	----------------

VARIABLE NAME: CHARLY 1 COL

41

CATEGORIES AND THEIR DEFINITIONS:

1 = 00-31
2 = 32-35
3 = 36-40
4 = 41-44
5 = 45-99

LOCATION OF QUESTIONS USED IN THE INDEX:

Interview schedule - page #
- question #

COMPUTATION OF INDEX:

Simple reduction of 2 column variable.

% FREQUENCY DISTRIBUTION BY SEX OF INDEX CATEGORIES:

<u>Category</u>	<u>Males</u>	<u>Females</u>
-----------------	--------------	----------------

VARIABLE NAME: CLOSE FR AGE INDEX

CATEGORIES AND THEIR DEFINITIONS:

1 - Predominately younger (more than one year)	2.6%
2 - Predominately same age (within one year)	86.0%
3 - Predominately older (more than one year)	5.9%
6 - First fr age NA; one younger & one same age	0.0%
7 - First fr age NA; one younger & one older	0.0%
8 - First fr age NA; one same age & one older	0.0%
9 - No 1st, 2nd, or 3rd friend information given	5.5%

LOCATION OF QUESTIONS USED IN THE INDEX:

Interview schedule - page # 24
- question # 53 E, H, & K

COMPUTATION OF INDEX:

Predominately = 2 out of 3 or first if only 2 given.

% FREQUENCY DISTRIBUTION BY SEX OF INDEX CATEGORIES:

<u>Category</u>	<u>Males</u>	<u>Females</u>
1	3.2%	1.9%
2	86.8%	84.9%
3	4.1%	8.2%
9	6.0%	5.0%

VARIABLE NAME: CLOSE FR SEX INDEX

CATEGORIES AND THEIR DEFINITIONS:

1 - Predominately of same sex as R	87.4%
2 - Predominately of opposite sex than R	7.1%
9 - NA	5.5%

LOCATION OF QUESTIONS USED IN THE INDEX:

Interview schedule - page # 24
- question # 53 C, F & I

COMPUTATION OF INDEX:

Predominately = 2 out of 3 or first if only 2 given.

% FREQUENCY DISTRIBUTION BY SEX OF INDEX CATEGORIES:

<u>Category</u>	<u>Males</u>	<u>Females</u>
1	85.7%	89.4%
2	8.3%	5.6%
9	6.0%	5.0%

VARIABLE NAME: 1959 % < 3000 1 COL

CATEGORIES AND THEIR DEFINITIONS:

0 - 00.0-11.0%	10.6%
1 - 11.1-12.3%	14.8%
2 - 12.4-13.5%	12.8%
3 - 13.6-15.1%	9.8%
4 - 15.2-20.0%	10.2%
5 - 20.1-24.0%	12.5%
6 - 24.1-40.0%	13.8%
7 - 40.1-50.0%	7.2%
8 - 50.1-99.8%	8.4%

LOCATION OF QUESTIONS USED IN THE INDEX:

Interview schedule - page #
- question #

COMPUTATION OF INDEX:% FREQUENCY DISTRIBUTION BY SEX OF INDEX CATEGORIES:

<u>Category</u>	<u>Males</u>	<u>Females</u>
0	11.5%	9.5%
1	14.9%	14.6%
2	11.9%	13.8%
3	9.4%	10.3%
4	9.6%	10.8%
5	12.4%	12.7%
6	13.6%	14.0%
7	7.2%	7.1%
8	9.4%	7.1%

VARIABLE NAME: 1959 % > 10000 1 COL

CATEGORIES AND THEIR DEFINITIONS:

0 - 00.0-05.0%	10.7%
1 - 05.1-10.0%	17.6%
2 - 10.1-12.5%	14.2%
3 - 12.6-15.1%	9.7%
4 - 15.2-16.7%	9.2%
5 - 16.8-20.0%	10.9%
6 - 20.1-22.5%	9.9%
7 - 22.6-25.0%	11.0%
8 - 25.1-99.8%	6.8%

LOCATION OF QUESTIONS USED IN THE INDEX:

Interview schedule - page #
- question #

COMPUTATION OF INDEX:% FREQUENCY DISTRIBUTION BY SEX OF INDEX CATEGORIES:

<u>Category</u>	<u>Males</u>	<u>Females</u>
0	11.5%	9.8%
1	16.6%	18.8%
2	14.5%	13.8%
3	9.6%	9.8%
4	9.6%	8.7%
5	10.7%	11.1%
6	10.2%	9.5%
7	9.4%	13.0%
8	7.9%	5.6%

VARIABLE NAME: % COLLEGE 1 COL

CATEGORIES AND THEIR DEFINITIONS:

1 - 0.0-0.4%	17.5%
2 - 0.5-0.9%	8.4%
3 - 1.0-1.4%	27.7%
4 - 1.5-1.9%	11.9%
5 - 2.0-2.4%	15.7%
6 - 2.5-4.9%	12.8%
7 - More than 4.9%	6.0%

LOCATION OF QUESTIONS USED IN THE INDEX:

Interview schedule - page # None
- question # None

COMPUTATION OF INDEX:

See code book cards 47 thru 50 for source. Above distributed to approximate normality.

% FREQUENCY DISTRIBUTION BY SEX OF INDEX CATEGORIES:

<u>Category</u>	<u>Males</u>	<u>Females</u>
1	19.8%	14.6%
2	7.7%	9.3%
3	28.1%	27.2%
4	11.9%	11.9%
5	14.7%	16.9%
6	11.9%	13.8%
7	5.8%	6.3%

VARIABLE NAME: DAD KNOW FR MCA

CATEGORIES AND THEIR DEFINITIONS:

- 1 = Very well
- 2 = Well, somewhat well; knows most well
- 3 = (old 3-5) knows some or none
- 4 = (old 6-9) NA
- 0 = Inap; no father or surrogate

LOCATION OF QUESTIONS USED IN THE INDEX:

Interview schedule - page #
- question # 56

COMPUTATION OF INDEX:

% FREQUENCY DISTRIBUTION BY SEX OF INDEX CATEGORIES:

<u>Category</u>	<u>Males</u>	<u>Females</u>
-----------------	--------------	----------------

VARIABLE NAME: DAD'S LAST JOB W-B

CATEGORIES AND THEIR DEFINITIONS:

0 - Not in labor force	0.1%
1 - Upper white collar	0.9%
2 - Lower white collar	0.0%
3 - Upper blue collar	0.4%
4 - Lower blue collar	1.3%
9 - NA	97.3%

LOCATION OF QUESTIONS USED IN THE INDEX:

Interview schedule - page # 9
- question # 15B

COMPUTATION OF INDEX:

Only includes fathers who are retired or unemployed.

% FREQUENCY DISTRIBUTION BY SEX OF INDEX CATEGORIES:

Category	Males	Females
0	0.2%	0.0%
1	1.3%	0.5%
2	0.0%	0.0%
3	0.2%	0.5%
4	1.5%	1.1%
9	96.8%	97.9%

VARIABLE NAME: DATE-DOMINANCE INTER

CATEGORIES AND THEIR DEFINITIONS:

0 - No dates; father dominant restraint	25.0%
1 - No dates; parents equal restraint	22.7%
2 - No dates; mother dominant restraint	6.6%
3 - 1 to 3 dates; father dominant restraint	10.0%
4 - 1 to 3 dates; parents equal restraint	11.6%
5 - 1 to 3 dates; mother dominant restraint	4.6%
6 - 4 or more dates; father dominant restraint	8.4%
7 - 4 or more dates; parents equal restraint	6.7%
8 - 4 or more dates; mother dominant restraint	4.1%
9 - NA	0.2%

LOCATION OF QUESTIONS USED IN THE INDEX:

Interview schedule - page # 21; 26
- question # 48; 62A

COMPUTATION OF INDEX:

Combination of NO DATES 1 COL and PAR RES DISC REDUCED variables.

DATE-DOMINANCE INTER	NO DATES 1 COL	PAR RES DISC REDUCED
0	No dates	Codes 1 and 2 (father dominant)
1	No dates	Code 3 (parents equal)
2	No dates	Codes 4 and 5 (mother dominant)
3	1 to 3 dates	Codes 1 and 2
4	1 to 3 dates	Code 3
5	1 to 3 dates	Codes 4 and 5
6	4 or more dates	Codes 1 and 2
7	4 or more dates	Code 3
8	4 or more dates	Codes 4 and 5
9	NA	-----

% FREQUENCY DISTRIBUTION BY SEX OF INDEX CATEGORIES:

Category	Males	Females
0	26.9%	22.8%
1	22.4%	23.0%
2	6.2%	7.1%
3	11.3%	8.5%
4	12.2%	10.8%
5	3.4%	6.1%
6	7.5%	9.5%
7	6.6%	6.9%
8	3.4%	5.0%
9	0.2%	0.3%

VARIABLE NAME: DATES RESTRAINT INTER

CATEGORIES AND THEIR DEFINITIONS:

Codes	Number of Dates	Parental Restraint	
1	None	1.50 - 3.49, & 4.76 - 6.99	36.2%
2	1 or 2	1.50 - 3.49, & 4.76 - 6.99	13.6%
3	3 or 4	1.50 - 3.49, & 4.76 - 6.99	8.4%
4	5 or more	1.50 - 3.49, & 4.76 - 6.99	8.6%
5	None	3.50 - 4.75	14.5%
6	1 or 2	3.50 - 4.75	3.9%
7	3 or 4	3.50 - 4.75	3.2%
8	5 or more	3.50 - 4.75	3.9%
9	NA		7.7%

LOCATION OF QUESTIONS USED IN THE INDEX:

Interview schedule - page #
- question #

COMPUTATION OF INDEX:

% FREQUENCY DISTRIBUTION BY SEX OF INDEX CATEGORIES:

Category	Males	Females
1	36.9%	35.4%
2	14.5%	12.4%
3	8.5%	8.2%
4	6.4%	11.4%
5	15.1%	13.8%
6	4.1%	3.7%
7	3.0%	3.4%
8	3.4%	4.5%
9	8.1%	7.1%

VARIABLE NAME: DATE - RES RECODE

CATEGORIES AND THEIR DEFINITIONS:

Old		New
1	=	2
2	=	4
3	=	6
4	=	7
5	=	1
6	=	3
7	=	5
8	=	8
9	=	9

LOCATION OF QUESTIONS USED IN THE INDEX:

Interview schedule - page #
- question #

COMPUTATION OF INDEX:

Recoding of DATES - RESTRAINT INTER variable (a 1 column variable).

% FREQUENCY DISTRIBUTION BY SEX OF INDEX CATEGORIES:

Category	Males	Females
----------	-------	---------

VARIABLE NAME: DATING PAT-RECODE

CATEGORIES AND THEIR DEFINITIONS:

<u>Old</u>		<u>New</u>
1	■	1
2	■	3
3	■	2
4	■	4
5	■	5
9	■	9

LOCATION OF QUESTIONS USED IN THE INDEX:

Interview schedule - page #
- question #

COMPUTATION OF INDEX:

Recoding of DATING PATTERN MCA variable (a 1 column variable).

% FREQUENCY DISTRIBUTION BY SEX OF INDEX CATEGORIES:

<u>Category</u>	<u>Males</u>	<u>Females</u>
-----------------	--------------	----------------

VARIABLE NAME: DATING PATTERN MCA

CATEGORIES AND THEIR DEFINITIONS:

- 1 = Go steady - early or average start
- 2 = Go steady - late start
- 3 = Date same person but not go steady
- 4 = Date different persons
- 5 = Don't date
- 9 = NA

LOCATION OF QUESTIONS USED IN THE INDEX:

Interview schedule - page #
- question #

COMPUTATION OF INDEX:

% FREQUENCY DISTRIBUTION BY SEX OF INDEX CATEGORIES:

<u>Category</u>	<u>Males</u>	<u>Females</u>
-----------------	--------------	----------------

VARIABLE NAME: % DEMO 1 GOL

CATEGORIES AND THEIR DEFINITIONS:

0 -	0.0-20%	1.7%
1 -	20.1-49%	10.4%
2 -	49.1-50%	4.8%
3 -	50.1-56%	12.5%
4 -	56.1-60%	19.6%
5 -	60.1-66%	18.7%
6 -	66.1-69%	16.4%
7 -	69.1-98%	11.1%
9 -	NA	4.7%

LOCATION OF QUESTIONS USED IN THE INDEX:

Interview schedule - page # None
- question # None

COMPUTATION OF INDEX:

See code book cards 47 thru 50 for source. Above distributed to approximate normality.

Measures % voting Democratic in 1964 by PSU.

% FREQUENCY DISTRIBUTION BY SEX OF INDEX CATEGORIES:

<u>Category</u>	<u>Males</u>	<u>Females</u>
-----------------	--------------	----------------

VARIABLE NAME: DISRUPT 3-6

CATEGORIES AND THEIR DEFINITIONS:

1 -	Disrupted before or after the ages of 3 to 6 <u>or</u> not at all.	95.6%
2 -	Disrupted sometime in the years 3 to 6.	4.3%
9 -	NA	0.1%

LOCATION OF QUESTIONS USED IN THE INDEX:

Interview schedule - page # 8
- question # 12B

COMPUTATION OF INDEX:

% FREQUENCY DISTRIBUTION BY SEX OF INDEX CATEGORIES:

<u>Category</u>	<u>Males</u>	<u>Females</u>
1	95.5%	95.7%
2	4.5%	4.0%
9	0.0%	0.3%

VARIABLE NAME: DISRUPT VS INTACT

CATEGORIES AND THEIR DEFINITIONS:

1 - Intact home	82.6%
2 - Disrupted home	17.3%
9 - NA	0.1%

LOCATION OF QUESTIONS USED IN THE INDEX:


Interview schedule - page # 7
- question # 12

COMPUTATION OF INDEX:

% FREQUENCY DISTRIBUTION BY SEX OF INDEX CATEGORIES:

<u>Category</u>	<u>Males</u>	<u>Females</u>
1	82.5%	82.8%
2	17.5%	16.9%
9	0.0%	0.3%

CONTINUED



VARIABLE NAME: EARLY OR LATE GO STEADY

CATEGORIES AND THEIR DEFINITIONS:

0 - Not gone steady	69.5%
1 - Early go steady (before 12 years old)	3.5%
2 - Average start (12 to 14 years old)	17.8%
3 - Late start (15 or 16 years old)	9.0%
9 - NA	0.1%

LOCATION OF QUESTIONS USED IN THE INDEX:

Interview schedule - page #26
- question # 62F

COMPUTATION OF INDEX:

Average for going steady determined on the basis of sex (i.e., girls claim to go steady earlier than boys but as a group it is fair to make the above breaks for both boys and girls).

% FREQUENCY DISTRIBUTION BY SEX OF INDEX CATEGORIES:

<u>Category</u>	<u>Males</u>	<u>Females</u>
0	71.4%	67.2%
1	3.8%	3.2%
2	15.1%	21.2%
3	9.4%	8.5%
9	0.2%	0.0%

VARIABLE NAME: EXPECTED - DAD'S

CATEGORIES AND THEIR DEFINITIONS:

0 & 1 - Below father's occupational level	23.6%
2 - Equal to father's occupational level	7.7%
3-7 - Above father's occupational level	59.2%
9 - NA	9.4%

LOCATION OF QUESTIONS USED IN THE INDEX:

Interview schedule - page # 9; 22, 23
- question # 15; 50, 52

COMPUTATION OF INDEX:

Expected occupational level of respondent (Duncan code) was compared to the father's occupational level (Duncan code).

Expected occupation was Duncan coded from a seven-point scale. From left to right, points 1 and 2 were considered to represent the "Best Job" named; points 3 thru 5 were considered to represent the "Settle For" job named; and points 6 and 7 were considered to represent the "Worst Job" named. When the expected occupation point was checked it was assigned the appropriate Duncan score.

% FREQUENCY DISTRIBUTION BY SEX OF INDEX CATEGORIES:

<u>Category</u>	<u>Males</u>	<u>Females</u>
0 & 1	23.0%	24.3%
2	8.1%	7.1%
3-7	60.1%	58.2%
9	8.7%	10.3%

VARIABLE NAME: EXPECTED JOB

CATEGORIES AND THEIR DEFINITIONS:

LOCATION OF QUESTIONS USED IN THE INDEX:

Interview schedule - page # 22 or 23
- question # 50 or 52

COMPUTATION OF INDEX:

Duncan coding of job R expects to end with as determined from mark on line.

First or second space = Best job coded
3rd - 5th space = Settle for job coded
6th or 7th space = Worst job coded

% FREQUENCY DISTRIBUTION BY SEX OF INDEX CATEGORIES:

<u>Category</u>	<u>Males</u>	<u>Females</u>
-----------------	--------------	----------------

VARIABLE NAME: EXPECTED JOB 1 COL

CATEGORIES AND THEIR DEFINITIONS:

0 -	00-20	15.7%
1 -	21-39	10.5%
2 -	40-55	15.9%
3 -	56-67	11.5%
4 -	68-79	14.0%
5 -	80-90	10.4%
6 -	91-98	12.5%
9 -	NA	9.4%

LOCATION OF QUESTIONS USED IN THE INDEX:

Interview schedule - page # 22 or 23
- question # 50 or 52

COMPUTATION OF INDEX:

Simple reduction of two column Duncan code.

% FREQUENCY DISTRIBUTION BY SEX OF INDEX CATEGORIES:

<u>Category</u>	<u>Males</u>	<u>Females</u>
0	16.2%	15.1%
1	10.4%	10.6%
2	16.2%	15.6%
3	11.3%	11.6%
4	14.3%	13.8%
5	13.4%	6.6%
6	9.4%	16.4%
9	8.7%	10.3%

VARIABLE NAME: EXPECTED—M GRANDF

CATEGORIES AND THEIR DEFINITIONS:

LOCATION OF QUESTIONS USED IN THE INDEX:

Interview schedule - page #17; 22, 23
- question # 36; 50,52

COMPUTATION OF INDEX:

Expected occupational level of respondent (Duncan code) compared to maternal grandfather's occupation (Duncan code).

(EXPECTED JOB - M GRANDF JOB) + 100

% FREQUENCY DISTRIBUTION BY SEX OF INDEX CATEGORIES:

<u>Category</u>	<u>Males</u>	<u>Females</u>
-----------------	--------------	----------------

VARIABLE NAME: EXPECTED-M GRANDF 1 C

CATEGORIES AND THEIR DEFINITIONS:

0 - Below maternal grandfather's occupation	12.2%
1 - Equal to maternal grandfather's occupation	4.8%
2-8 - Above maternal grandfather's occupation	63.1%
9 - NA	19.8%

LOCATION OF QUESTIONS USED IN THE INDEX:

Interview schedule - page # 17; 22, 23
- question # 36; 50, 52

COMPUTATION OF INDEX:

Expected occupational level of respondent (Duncan code) compared to maternal grandfather's occupation (Duncan code).

% FREQUENCY DISTRIBUTION BY SEX OF INDEX CATEGORIES:

<u>Category</u>	<u>Males</u>	<u>Females</u>
0	12.4%	11.9%
1	5.1%	4.5%
2-8	64.6%	61.3%
9	17.9%	22.2%

VARIABLE NAME: EXPECTED - P GRANDF

CATEGORIES AND THEIR DEFINITIONS:

LOCATION OF QUESTIONS USED IN THE INDEX:

Interview schedule - page # 16; 22, 23
- question # 32; 50, 52

COMPUTATION OF INDEX:

Expected occupational level of respondent (Duncan code) compared to the paternal grandfather's occupation (Duncan code).

(EXPECTED JOB - P GRANDF JOB) + 100

% FREQUENCY DISTRIBUTION BY SEX OF INDEX CATEGORIES:

<u>Category</u>	<u>Males</u>	<u>Females</u>
-----------------	--------------	----------------

VARIABLE NAME: EXPECTED-P GRANDF 1 C

CATEGORIES AND THEIR DEFINITIONS:

0 - Below paternal grandfather's occupation	9.3%
1 - Equal to paternal grandfather's occupation	5.2%
2-8 - Above paternal grandfather's occupation	60.6%
9 - NA	24.9%

LOCATION OF QUESTIONS USED IN THE INDEX:

Interview schedule - page # 16; 22, 23
- question # 32; 50, 52

COMPUTATION OF INDEX:

Expected occupational level of respondent (Duncan code) compared to the paternal grandfather's occupation (Duncan code).

% FREQUENCY DISTRIBUTION BY SEX OF INDEX CATEGORIES:

<u>Category</u>	<u>Males</u>	<u>Females</u>
0	11.1%	7.1%
1	5.5%	4.8%
2-8	61.0%	60.1%
9	22.4%	28.0%

VARIABLE NAME: FAMILY SIZE

CATEGORIES AND THEIR DEFINITIONS:

0 - 2	0.9%
1 - 3	5.8%
2 - 4	21.8%
3 - 5	22.1%
4 - 6	19.4%
5 - 7	11.5%
6 - 8	7.3%
7 - 9	4.3%
8 - 10 or more	7.0%

LOCATION OF QUESTIONS USED IN THE INDEX:

Interview schedule - page #
- question #

COMPUTATION OF INDEX:

% FREQUENCY DISTRIBUTION BY SEX OF INDEX CATEGORIES:

<u>Category</u>	<u>Males</u>	<u>Females</u>
0	0.6%	1.3%
1	6.4%	5.2%
2	22.0%	21.7%
3	24.3%	19.3%
4	18.1%	20.9%
5	11.1%	11.9%
6	6.6%	8.2%
7	4.1%	4.5%
8	6.8%	7.1%

VARIABLE NAME: FAM SUP OCC FARM X2

CATEGORIES AND THEIR DEFINITIONS:

- 1 = Original Duncan codes of 00-19
- 2 = 20-29
- 3 = 30-69
- 4 = 70-98

LOCATION OF QUESTIONS USED IN THE INDEX:

Interview schedule - page #
- question #

COMPUTATION OF INDEX:

Collapsing of more extended 1 column Duncan coding of family support's occupation with farmers recoded.

% FREQUENCY DISTRIBUTION BY SEX OF INDEX CATEGORIES:

<u>Category</u>	<u>Males</u>	<u>Females</u>
0	7.0%	9.3%
1	23.9%	24.6%
2	7.2%	7.1%
3	8.5%	9.3%
4	11.7%	11.4%
5	10.0%	9.3%
6	9.8%	8.5%
7	8.3%	9.0%
8	6.0%	6.3%
9	7.5%	5.3%

VARIABLE NAME: FAM SUPPORT OCC 1 COL

CATEGORIES AND THEIR DEFINITIONS:

- 0 - 00-09 8.0%
- 1 - 10-19 24.2%
- 2 - 20-29 7.2%
- 3 - 30-39 8.9%
- 4 - 40-49 11.6%
- 5 - 50-59 9.7%
- 6 - 60-69 9.2%
- 7 - 70-79 8.6%
- 8 - 80-98 6.1%
- 9 - NA 6.5%

LOCATION OF QUESTIONS USED IN THE INDEX:

Interview schedule - page # 9
- question # 15 & 18

COMPUTATION OF INDEX:

Simple reduction of the occupation of the main family support from Duncan code. If no father occupation was given the Question 18 (Family Support) was used.

% FREQUENCY DISTRIBUTION BY SEX OF INDEX CATEGORIES:

<u>Category</u>	<u>Males</u>	<u>Females</u>
0	7.0%	9.3%
1	23.9%	24.6%
2	7.2%	7.1%
3	8.5%	9.3%
4	11.7%	11.4%
5	10.0%	9.3%
6	9.8%	8.5%
7	8.3%	9.0%
8	6.0%	6.3%
9	7.5%	5.3%

VARIABLE NAME: FAM SUP OCC FARM 1 COL

CATEGORIES AND THEIR DEFINITIONS:

0	00-09	11.3%
1	10-19	18.4%
2	20-29	9.7%
3	30-39	11.2%
4	40-49	14.0%
5	50-59	10.7%
6	60-69	9.3%
7	70-79	9.0%
8	80-88	6.3%

LOCATION OF QUESTIONS USED IN THE INDEX:

Interview schedule - page #
- question #

COMPUTATION OF INDEX:

Simple reduction of the two column variable FAM SUP OCC FARM REC. to a new category variable.

% FREQUENCY DISTRIBUTION BY SEX OF INDEX CATEGORIES:

<u>Category</u>	<u>Males</u>	<u>Females</u>
0	10.2%	12.7%
1	17.7%	19.3%
2	10.0%	9.3%
3	11.1%	11.4%
4	15.4%	12.4%
5	11.1%	10.3%
6	10.0%	8.5%
7	8.7%	9.3%
8	5.8%	6.9%

VARIABLE NAME: FAM SUP OCC FARM REC

CATEGORIES AND THEIR DEFINITIONS:

LOCATION OF QUESTIONS USED IN THE INDEX:

Interview schedule - page # 9, 20
- question # 15, 18, 15B, 45

COMPUTATION OF INDEX:

Duncan coding for father's occupation; if no father's occupation, then main family support's occupation was used; if this still uncodable, then father's last job used; and if none of these were any good, then mother's occupation used.

Farmer's occupations were recoded to the mean Duncan coding of men in the same education category as themselves.

See "Famly Occ Form Recoded"

% FREQUENCY DISTRIBUTION BY SEX OF INDEX CATEGORIES:

<u>Category</u>	<u>Males</u>	<u>Females</u>
-----------------	--------------	----------------

VARIABLE NAME: FAM SUP OCC W-B 704

CATEGORIES AND THEIR DEFINITIONS:

1 - Upper white collar	38.5%
2 - Lower white collar	2.5%
3 - Upper blue collar	15.6%
4 - Lower blue collar	43.5%

LOCATION OF QUESTIONS USED IN THE INDEX:

Interview schedule - page # 9
- question # 15 or 18

COMPUTATION OF INDEX:

Taken from the ISR's Modified White-collar, Blue-collar code. This code was altered by reassigning farmers to the categories of higher status blue collar and blue collar.

The farmers were reassigned Duncan occupation scores on the basis of their educational levels. For a given educational level a mean Duncan score was computed and in turn assigned to the farmers at that level of education.

% FREQUENCY DISTRIBUTION BY SEX OF INDEX CATEGORIES:

<u>Category</u>	<u>Males</u>	<u>Females</u>
1	39.0%	37.9%
2	2.1%	2.9%
3	16.9%	14.7%
4	42.0%	45.2%

VARIABLE NAME: FATHERS AFFECTION

CATEGORIES AND THEIR DEFINITIONS:

LOCATION OF QUESTIONS USED IN THE INDEX:

Interview schedule - page # 21
- question # 48

COMPUTATION OF INDEX:

Items that went into this index were generated in factor analysis of the Family Sort. ~~23~~ items went into this index.

A Z score was computed for each item and weighted by the factor loading of that item. The resultant item scores were summed for an individual score.

Items: My father gives me the right amount of affection. (.71466)
My father accepts and understands me as a person. (.71907)
I want to be like my father. (.61616)
My father is interested in and helps me carry out my plans. (.57893)
My father makes it easy for me to confide in him. (.68406)
I feel close to my father. (.76557)

% FREQUENCY DISTRIBUTION BY SEX OF INDEX CATEGORIES:

<u>Category</u>	<u>Males</u>	<u>Females</u>
-----------------	--------------	----------------

VARIABLE NAME: FATHER AFFECTION 1 COL

CATEGORIES AND THEIR DEFINITIONS:

0 - 20-21.99	0.8%
1 - 18-19.99	1.8%
2 - 16-17.99	2.8%
3 - 14-15.99	4.6%
4 - 12-13.99	9.3%
5 - 10-11.99	19.4%
6 - 8- 9.99	28.8%
7 - 6- 7.99	18.9%
8 - 4- 5.99	6.8%
9 - NA	6.7%

LOCATION OF QUESTIONS USED IN THE INDEX:

Interview schedule - page # 21
- question # 48

COMPUTATION OF INDEX:

Simple reduction of four column father affection index.

% FREQUENCY DISTRIBUTION BY SEX OF INDEX CATEGORIES:

Category	Males	Females
0	0.6%	1.1%
1	2.9%	2.4%
2	1.7%	4.2%
3	4.9%	4.2%
4	6.2%	13.2%
5	18.6%	20.4%
6	32.4%	24.3%
7	19.4%	18.3%
8	7.9%	5.6%
9	7.5%	5.8%

VARIABLE NAME: FATHER MOBIL 1 COL

CATEGORIES AND THEIR DEFINITIONS:

1 - 101-180	14.5%
2 - 100	11.2%
3 - 84- 99	16.8%
4 - 66- 83	15.0%
5 - 15- 65	15.3%
9 - NA	27.2%

LOCATION OF QUESTIONS USED IN THE INDEX:

Interview schedule - page # 9; 16
- question # 15; 32

COMPUTATION OF INDEX:

Simple reduction of the three column code.

% FREQUENCY DISTRIBUTION BY SEX OF INDEX CATEGORIES:

Category	Males	Females
1	14.9%	14.0%
2	11.9%	10.3%
3	16.9%	16.9%
4	13.2%	17.2%
5	16.2%	14.3%
9	27.1%	27.2%

VARIABLE NAME: FATHER MOBIL 1 COL

CATEGORIES AND THEIR DEFINITIONS:

1 - Upwardly mobil	14.5%
2 - Upwardly mobil	11.2%
3 - Upwardly mobil	16.8%
4 - Same	15.0%
5 - Down	15.3%
9 - NA	27.2%

LOCATION OF QUESTIONS USED IN THE INDEX:

Interview schedule - page #
- question #

COMPUTATION OF INDEX:

Occupational comparison (Duncan code) between respondent's father and paternal grandfather (or father's father). It measures father's mobility.

% FREQUENCY DISTRIBUTION BY SEX OF INDEX CATEGORIES:

<u>Category</u>	<u>Males</u>	<u>Females</u>
1	14.9%	14.0%
2	11.9%	10.3%
3	16.6%	16.9%
4	13.2%	17.2%
5	16.2%	14.3%
9	27.1%	27.2%

VARIABLE NAME: FATHER OCC FARM RECODED

CATEGORIES AND THEIR DEFINITIONS:

LOCATION OF QUESTIONS USED IN THE INDEX:

Interview schedule - page # 9; 20
- question # 15; 45

COMPUTATION OF INDEX:

Normal Duncan coding unless father coded as farmer in which case he was given the mean Duncan occupation code for men with the same education as he had.

% FREQUENCY DISTRIBUTION BY SEX OF INDEX CATEGORIES:

<u>Category</u>	<u>Males</u>	<u>Females</u>
-----------------	--------------	----------------

VARIABLE NAME: FATHER'S MOBILITY

CATEGORIES AND THEIR DEFINITIONS:

LOCATION OF QUESTIONS USED IN THE INDEX:

Interview schedule - page # 9, 16
- question # 15, 32.

COMPUTATION OF INDEX:

$$\left[\begin{array}{l} \text{Paternal Grandfather's Occupation} \\ \text{(Duncan code)} \end{array} \right] - \left[\begin{array}{l} \text{Father's Occupation} \\ \text{(Duncan code)} \end{array} \right] + 100$$

% FREQUENCY DISTRIBUTION BY SEX OF INDEX CATEGORIES:

<u>Category</u>	<u>Males</u>	<u>Females</u>
-----------------	--------------	----------------

VARIABLE NAME: FATHER'S OCC W-B

CATEGORIES AND THEIR DEFINITIONS:

0 - Not in labor force	1.1%
1 - Upper white collar	34.2%
2 - Lower white collar	1.7%
3 - Upper blue collar	15.3%
4 - Lower blue collar	34.4%
9 - NA	13.3%

LOCATION OF QUESTIONS USED IN THE INDEX:

Interview schedule - page #
- question #

COMPUTATION OF INDEX:

% FREQUENCY DISTRIBUTION BY SEX OF INDEX CATEGORIES:

<u>Category</u>	<u>Males</u>	<u>Females</u>
0	1.7%	0.3%
1	34.5%	33.9%
2	1.3%	2.1%
3	16.6%	13.8%
4	31.3%	38.1%
9	14.5%	11.9%

VARIABLE NAME: FEMINITY FROM CHART.

CATEGORIES AND THEIR DEFINITIONS:

LOCATION OF QUESTIONS USED IN THE INDEX:

Interview schedule - page # 6; 29
- question # 9, 10; 76

COMPUTATION OF INDEX:

$\left(\begin{array}{l} \text{Chart} \\ \text{Ideal Boy} \end{array} - \begin{array}{l} \text{Chart} \\ \text{Self} \end{array} \right) - \left(\begin{array}{l} \text{Chart} \\ \text{Ideal Girl} \end{array} - \begin{array}{l} \text{Chart} \\ \text{Self} \end{array} \right) + 6$

% FREQUENCY DISTRIBUTION BY SEX OF INDEX CATEGORIES:

<u>Category</u>	<u>Males</u>	<u>Females</u>
-----------------	--------------	----------------

VARIABLE NAME: FEMINITY FROM CHART 1 C

CATEGORIES AND THEIR DEFINITIONS:

0 - 0, 1, 2	11.5%
1 - 3	7.3%
2 - 4	13.9%
3 - 5	14.6%
4 - 6	10.0%
5 - 7	10.4%
6 - 8	13.8%
7 - 9	11.8%
8 - 10-98	5.7%
9 - NA	0.9%

LOCATION OF QUESTIONS USED IN THE INDEX:

Interview schedule - page # 6, 29
- question # 9, 10, 76

COMPUTATION OF INDEX:

Simple reduction of two column code.

% FREQUENCY DISTRIBUTION BY SEX OF INDEX CATEGORIES:

<u>Category</u>	<u>Males</u>	<u>Females</u>
0	20.0%	0.8%
1	12.4%	1.1%
2	21.5%	4.5%
3	20.5%	7.4%
4	10.2%	9.8%
5	7.2%	14.3%
6	4.5%	25.4%
7	2.3%	23.5%
8	0.2%	12.4%
9	1.1%	0.8%

VARIABLE NAME: FEMINITY (IB - S) - (IG - S)

CATEGORIES AND THEIR DEFINITIONS:

LOCATION OF QUESTIONS USED IN THE INDEX:

Interview schedule - page # 6; 29
- question # 7, 8; 74

COMPUTATION OF INDEX:

$$\frac{\sum(\text{Ideal Boy - Self} - \text{Ideal Girl - Self})}{N} + 6$$

For items 2, 3, 9, 11, 12, 13, 14, & 15 in Semantic Differential Format

% FREQUENCY DISTRIBUTION BY SEX OF INDEX CATEGORIES:

<u>Category</u>	<u>Males</u>	<u>Females</u>
-----------------	--------------	----------------

VARIABLE NAME: FLINT NO. FORMS

CATEGORIES AND THEIR DEFINITIONS:

No forms -	21.6%	11 forms -	0.5%
1 form -	16.1%	12 forms -	0.8%
2 forms -	12.8%	13 forms -	0.4%
3 forms -	13.5%	14 forms -	0.1%
4 forms -	9.4%		
5 forms -	7.4%		
6 forms -	6.4%		
7 forms -	4.3%		
8 forms -	2.8%		
9 forms -	2.2%		
10 forms -	1.8%		

LOCATION OF QUESTIONS USED IN THE INDEX:

Interview schedule - page #31
- question #

COMPUTATION OF INDEX:

Used items 1, 2, 7, 8, 10, 12, and 14 of the offense list. With the exception of fornication this index is comparable to Index F found in Gold, M. Delinquent Behavior in an American City.

Simple summing of number of forms found for these offenses.

% FREQUENCY DISTRIBUTION BY SEX OF INDEX CATEGORIES:

<u>Category</u>	<u>Males</u>	<u>Females</u>
0	10.9%	34.9%
1	13.9%	18.8%
2	12.6%	13.0%
3	12.2%	15.1%
4	11.7%	6.6%
5	9.2%	5.3%
6	9.4%	2.6%
7	6.6%	1.3%
8	4.3%	1.1%
9	3.4%	0.8%
10	3.0%	0.3%
11	0.6%	0.3%
12	1.5%	---
13	0.6%	---
14	0.2%	---

VARIABLE NAME: FLINT NO 2 OR 3

CATEGORIES AND THEIR DEFINITIONS:

0	71.7%
1	11.9%
2	5.9%
3	5.5%
4	1.4%
5	1.1%
6	0.7%
7	0.7%
8	0.4%
9	0.6%
10	0.1%

LOCATION OF QUESTIONS USED IN THE INDEX:

Interview schedule - page # 31
- question #

COMPUTATION OF INDEX:

Used items 1, 2, 7, 8, 10, 12, and 14 of the offense list. With the exception of fornication this index is comparable to Index F found in Gold, M. Delinquent Behavior in an American City.

Computed same as NO 2 OR 3 IN SERIOUSNESS using the above offenses as the basis for the computation.

% FREQUENCY DISTRIBUTION BY SEX OF INDEX CATEGORIES:

<u>Category</u>	<u>Males</u>	<u>Females</u>
0	64.6%	80.4%
1	13.4%	16.1%
2	7.7%	3.7%
3	6.0%	5.0%
4	2.1%	0.5%
5	1.7%	0.3%
6	1.3%	0.0%
7	1.3%	0.0%
8	0.6%	0.0%
9	1.1%	0.0%
10	0.2%	0.0%

VARIABLE NAME: FLINT SERIOUSNESS

CATEGORIES AND THEIR DEFINITIONS:

LOCATION OF QUESTIONS USED IN THE INDEX:

Interview schedule - page # 31
- question #

COMPUTATION OF INDEX:

Used items 1, 2, 7, 8, 10, 12, and 14 of the offense list. With the exception of fornication this index is comparable to Index F found in Gold, M. Delinquent Behavior in an American City.

Computed same as SERIOUSNESS OF DEL using the above offenses as the basis for the computation.

% FREQUENCY DISTRIBUTION BY SEX OF INDEX CATEGORIES:

<u>Category</u>	<u>Males</u>	<u>Females</u>
-----------------	--------------	----------------

VARIABLE NAME: FLINT S-W INDEX

CATEGORIES AND THEIR DEFINITIONS:

0	73.1%	12	0.1%
2	14.3%	17	0.1%
3	2.2%		
4	4.7%		
5	0.9%		
6	2.5%		
7	1.2%		
8	0.5%		
9	0.2%		
11	0.1%		

LOCATION OF QUESTIONS USED IN THE INDEX:

Interview schedule - page #31
- question #

COMPUTATION OF INDEX:

Used items 1, 2, 7, 8, 10, 12, and 14 of the offense list. With the exception of fornication, this index is comparable to index F found in Gold, M. Delinquent Behavior in an American City.

Computed same as NEW S-W 2 COL using the above offenses as the basis for the computation.

% FREQUENCY DISTRIBUTION BY SEX OF INDEX CATEGORIES:

Category	Males	Females
0	66.1%	81.7%
2	15.8%	12.4%
3	3.4%	0.8%
4	7.0%	1.9%
5	1.5%	0.3%
6	3.0%	1.9%
7	1.5%	0.8%
8	0.9%	0.0%
9	0.4%	0.0%
11	0.0%	0.3%
12	0.2%	0.0%
17	0.2%	0.0%

VARIABLE NAME: % FOREIGN BORN 1 COL

CATEGORIES AND THEIR DEFINITIONS:

0 - 0.0-0.3%	13.9%
1 - 0.4-1.0%	11.0%
2 - 1.1-1.8%	13.3%
3 - 1.9-3.5%	11.9%
4 - 3.6-5.5%	9.9%
5 - 5.6-7.9%	10.4%
6 - 8.0-9.6%	12.6%
7 - 9.7-12.0%	9.8%
8 - Greater than 12.0%	7.1%

LOCATION OF QUESTIONS USED IN THE INDEX:

Interview schedule - page # None
- question # None

COMPUTATION OF INDEX:

See code book cards 47 thru 50 for source. Above distributed to approximate normality.

% FREQUENCY DISTRIBUTION BY SEX OF INDEX CATEGORIES:

Category	Males	Females
0	13.4%	14.6%
1	11.9%	9.8%
2	13.2%	13.5%
3	11.5%	12.4%
4	10.0%	9.8%
5	11.3%	9.3%
6	11.3%	14.3%
7	9.2%	10.6%
8	8.1%	5.8%

VARIABLE NAME: % FOR MIXED PAR 1 COL.

CATEGORIES AND THEIR DEFINITIONS:

0 -	0.1- 0.9%	13.9%
1 -	1.0- 3.7%	11.5%
2 -	3.8- 6.8%	10.9%
3 -	6.9-10.3%	8.0%
4 -	10.4-14.4%	11.2%
5 -	14.5-18.7%	11.2%
6 -	18.8-21.5%	12.4%
7 -	21.6-23.0%	10.2%
8 -	23.1-99.8%	10.7%

LOCATION OF QUESTIONS USED IN THE INDEX:

Interview schedule - page #
- question #

COMPUTATION OF INDEX:

% FREQUENCY DISTRIBUTION BY SEX OF INDEX CATEGORIES:

<u>Category</u>	<u>Males</u>	<u>Females</u>
0	14.3%	13.5%
1	11.5%	11.4%
2	10.4%	11.4%
3	7.7%	8.5%
4	12.4%	9.8%
5	10.7%	11.9%
6	11.3%	13.8%
7	10.0%	10.3%
8	11.7%	9.5%

VARIABLE NAME: % FOR STOCK 67 CGDB 1 COL

CATEGORIES AND THEIR DEFINITIONS:

0 -	0.0- 1.5%	14.9%
1 -	1.6- 5.1%	11.6%
2 -	5.2-12.2%	14.3%
3 -	12.3-17.5%	9.1%
4 -	17.6-25.2%	15.2%
5 -	25.3-30.2%	12.8%
6 -	30.3-32.4%	11.5%
7 -	32.5-99.8%	10.7%

LOCATION OF QUESTIONS USED IN THE INDEX:

Interview schedule - page #
- question #

COMPUTATION OF INDEX:

% FREQUENCY DISTRIBUTION BY SEX OF INDEX CATEGORIES:

<u>Category</u>	<u>Males</u>	<u>Females</u>
0	14.9%	14.8%
1	11.5%	11.6%
2	14.1%	14.6%
3	9.8%	8.2%
4	16.2%	14.0%
5	10.7%	15.3%
6	11.1%	11.9%
7	11.7%	9.5%

VARIABLE NAME: FR DEF FOR X2

CATEGORIES AND THEIR DEFINITIONS:

LOCATION OF QUESTIONS USED IN THE INDEX:

Interview schedule - page # 24
- question # 53A

COMPUTATION OF INDEX:

Same coding as in code book for Definition of a Close Friend except codes 8, 13, & 14 were made missing data, and code 9 became 8; 10 became 9; 11 became 10; 12 became 11; in order that x^2 's could be done.

% FREQUENCY DISTRIBUTION BY SEX OF INDEX CATEGORIES:

<u>Category</u>	<u>Males</u>	<u>Females</u>
-----------------	--------------	----------------

VARIABLE NAME: FR DEL-AVG DEL

CATEGORIES AND THEIR DEFINITIONS:

LOCATION OF QUESTIONS USED IN THE INDEX:

Interview schedule - page # 30
- question # 78

COMPUTATION OF INDEX:

Compares perceived friends' delinquency with perceived average delinquency.

(All teens average delinquency - friends' average delinquency) + 10

% FREQUENCY DISTRIBUTION BY SEX OF INDEX CATEGORIES:

<u>Category</u>	<u>Males</u>	<u>Females</u>
-----------------	--------------	----------------

VARIABLE NAME: GEOGRAPHIC MOBILITY

CATEGORIES AND THEIR DEFINITIONS:

1 -	0- 5 Miles	43.9%
2 -	6- 50 Miles	24.0%
3 -	51- 400 Miles	15.0%
4 -	401-1000 Miles	6.0%
5 -	1001-3000 Miles	7.2%
6 -	3001-9998 Miles	2.2%
9 -	NA	1.7%

LOCATION OF QUESTIONS USED IN THE INDEX:

Interview schedule - page # 40
- question # 95A

COMPUTATION OF INDEX:

A special coding operation was done here. If the person lived in more than one home the following computation was made. His present location was determined from the cover sheet. Question 95B, Page 40 of the interview schedule provided the most distant location from the respondent's present one. The straight line distance between the two points was measured and translated into miles by the coder.

% FREQUENCY DISTRIBUTION BY SEX OF INDEX CATEGORIES:

Category	Males	Females
1	43.7%	44.2%
2	25.8%	21.7%
3	13.6%	16.7%
4	6.6%	5.3%
5	6.8%	7.7%
6	2.3%	2.1%
9	1.1%	2.4%

VARIABLE NAME: GEO.MOBIL. - W.COLLAR

CATEGORIES AND THEIR DEFINITIONS:

Codes	Geographic Mobility	% White Collar	
1	0 - 5 miles	0.0 - 35.0%	15.2%
2	6 - 50 miles	0.0 - 35.0%	7.4%
3	51-400 miles	0.0 - 35.0%	5.1%
4	More than 400	0.0 - 35.0%	2.8%
5	0 - 5 miles	35.1% - 45.0%	15.7%
6	6 - 50 miles	35.1% - 45.0%	9.2%
7	51-400 miles	35.1% - 45.0%	6.3%
8	More than 400	35.1% - 45.0%	6.0%
9	0 - 5 miles	45.1% and up	13.0%
10	6 - 50 miles	45.1% and up	7.3%
11	51-400 miles	45.1% and up	3.7%
12	More than 400	45.1% and up	6.6%
19	NA		1.7%

LOCATION OF QUESTIONS USED IN THE INDEX:

Interview schedule - page #
- question #

COMPUTATION OF INDEX:

% FREQUENCY DISTRIBUTION BY SEX OF INDEX CATEGORIES:

Category	Males	Females
1	16.0%	14.3%
2	7.5%	7.4%
3	4.3%	6.1%
4	3.8%	1.6%
5	14.5%	17.2%
6	10.2%	7.9%
7	5.5%	7.1%
8	5.8%	6.3%
9	13.4%	12.4%
10	8.1%	6.3%
11	3.6%	3.7%
12	6.2%	7.1%
19	1.1%	2.4%

VARIABLE NAME: GIRL'S MANNER

CATEGORIES AND THEIR DEFINITIONS:

LOCATION OF QUESTIONS USED IN THE INDEX:

Interview schedule - page #6
- question #8

COMPUTATION OF INDEX:

Items generated from an earlier factor analysis. Mean of "IDEAL GIRL" items for gruff (reversed), gentle, and smooth. Multiplied by 100 to eliminate decimal places.

Computed for girls only. Boys were assigned 9's.

% FREQUENCY DISTRIBUTION BY SEX OF INDEX CATEGORIES:

Category

Males

Females

VARIABLE NAME: GOOD THINGS 2 COL

CATEGORIES AND THEIR DEFINITIONS:

LOCATION OF QUESTIONS USED IN THE INDEX:

Interview schedule - page # 1
- question # 1

COMPUTATION OF INDEX:

Same codes as in Code Book except 88 and 99 are set equal to 19 so that it may be run in AID.

% FREQUENCY DISTRIBUTION BY SEX OF INDEX CATEGORIES:

Category

Males

Females

VARIABLE NAME: GOOD THINGS VS PROBLEMS

CATEGORIES AND THEIR DEFINITIONS:

0 - Inap	1.0%
1 - Good	39.8%
2 - Equal	42.0%
3 - Bad	17.0%
9 - NA	0.1%

LOCATION OF QUESTIONS USED IN THE INDEX:

Interview schedule - page # 1
- question # 1 & 2

COMPUTATION OF INDEX:

% FREQUENCY DISTRIBUTION BY SEX OF INDEX CATEGORIES:

<u>Category</u>	<u>Males</u>	<u>Females</u>
0	0.9%	1.3%
1	41.2%	38.1%
2	40.1%	44.4%
3	17.9%	15.9%
9	0.0%	0.3%

VARIABLE NAME: HAVE HEADACHES (as used in AID)

CATEGORIES AND THEIR DEFINITIONS:

1 - No headaches	33.8%
2 - About once a month or less	33.4%
3 - About once a week	22.3%
4 - Several times a week	6.8%
5 - Once a day or more	3.3%
9 - NA	0.2%

LOCATION OF QUESTIONS USED IN THE INDEX:

Interview schedule - page # 39
- question # 91 & 91A

COMPUTATION OF INDEX:

% FREQUENCY DISTRIBUTION BY SEX OF INDEX CATEGORIES:

<u>Category</u>	<u>Males</u>	<u>Females</u>
1	33.7%	33.9%
2	36.5%	29.6%
3	21.5%	23.9%
4	4.9%	9.3%
5	3.4%	3.2%
9	0.0%	0.8%

VARIABLE NAME: HOME EQUIP 1 COL.

CATEGORIES AND THEIR DEFINITIONS:

0 - 2.45-3.07	14.0%
1 - 3.08-3.32	13.8%
2 - 3.33-3.40	10.5%
3 - 3.41-3.52	11.2%
4 - 3.53-3.62	10.7%
5 - 3.63-3.68	11.6%
6 - 3.69-3.82	14.4%
7 - Above 3.82	13.7%

LOCATION OF QUESTIONS USED IN THE INDEX:

Interview schedule - page # None
- question # None

COMPUTATION OF INDEX:

See code book cards 47 thru 50 for source. Above distributed to approximate normality.

% FREQUENCY DISTRIBUTION BY SEX OF INDEX CATEGORIES:

<u>Category</u>	<u>Males</u>	<u>Females</u>
0	15.4%	12.4%
1	13.0%	14.8%
2	11.3%	9.5%
3	10.0%	12.7%
4	11.9%	9.3%
5	10.7%	12.7%
6	13.9%	15.1%
7	13.9%	13.5%

VARIABLE NAME: % HOUSEHOLD > 1.01/RM 1 CO

CATEGORIES AND THEIR DEFINITIONS:

1 - 0.0- 6.5%	14.9%
2 - 6.6- 7.5%	11.8%
3 - 7.6- 9.5%	14.5%
4 - 9.6-10.0%	14.8%
5 - 10.1-10.5%	15.7%
6 - 12.6-15.0%	10.4%
7 - 15.1-20.0%	13.1%
8 - 20.1-99.8%	4.8%

LOCATION OF QUESTIONS USED IN THE INDEX:

Interview schedule - page #
- question #

COMPUTATION OF INDEX:

% FREQUENCY DISTRIBUTION BY SEX OF INDEX CATEGORIES:

<u>Category</u>	<u>Males</u>	<u>Females</u>
1	15.1%	14.6%
2	11.7%	11.9%
3	12.8%	16.7%
4	15.4%	14.0%
5	16.8%	14.3%
6	9.4%	11.6%
7	13.2%	13.0%
8	5.5%	4.0%

VARIABLE NAME: > 27% HIS OR MORE 1 COL

CATEGORIES AND THEIR DEFINITIONS:

0 -	00.0-30.1%	12.6%
1 -	30.2-37.0%	11.3%
2 -	37.1-40.0%	8.6%
3 -	40.1-41.2%	15.1%
4 -	41.3-43.4%	13.7%
5 -	43.5-47.0%	11.6%
6 -	47.1-51.5%	12.5%
7 -	51.6-57.5%	10.4%
8 -	57.6-99.8%	4.1%

LOCATION OF QUESTIONS USED IN THE INDEX:

Interview schedule - page #
- question #

COMPUTATION OF INDEX:

% FREQUENCY DISTRIBUTION BY SEX OF INDEX CATEGORIES:

<u>Category</u>	<u>Males</u>	<u>Females</u>
0	13.0%	12.2%
1	10.2%	12.7%
2	7.9%	9.5%
3	14.9%	15.3%
4	14.5%	12.7%
5	13.4%	9.3%
6	12.6%	12.4%
7	8.5%	12.7%
8	4.9%	3.2%

VARIABLE NAME: I.B. - I.G. 1 COL

CATEGORIES AND THEIR DEFINITIONS:

1 -	0.00-1.64	27.9%
2 -	1.65-2.76	48.3%
3 -	2.77-8.99	23.7%
9 -	NA	0.1%

LOCATION OF QUESTIONS USED IN THE INDEX:

Interview schedule - page # 6
- question # 7, 8

COMPUTATION OF INDEX:

Simple reduction of the three column IDEAL BOY - IDEAL GIRL index.

% FREQUENCY DISTRIBUTION BY SEX OF INDEX CATEGORIES:

<u>Category</u>	<u>Males</u>	<u>Females</u>
1	22.4%	34.7%
2	50.1%	46.0%
3	27.5%	19.0%
9	0.0%	0.3%

VARIABLE NAME: (TB - S) - (TC - S) - I COL.

CATEGORIES AND THEIR DEFINITIONS:

1 -	000-399	6.3%
2 -	400-449	7.9%
3 -	450-549	26.1%
4 -	550-599	20.4%
5 -	600-649	19.8%
6 -	650-699	9.7%
7 -	700-9998	9.7%
9 -	NA	0.1%

LOCATION OF QUESTIONS USED IN THE INDEX:

Interview schedule - page # 6, 29
- question # 7, 8, 74

COMPUTATION OF INDEX:

Simple reduction of four column code.

% FREQUENCY DISTRIBUTION BY SEX OF INDEX CATEGORIES:

<u>Category</u>	<u>Males</u>	<u>Females</u>
1	10.7%	0.8%
2	12.6%	2.1%
3	36.9%	12.7%
4	19.4%	21.7%
5	13.4%	27.8%
6	3.4%	17.5%
7	3.6%	17.2%
9	0.0%	0.3%

VARIABLE NAME: IDEAL B - IDEAL G

CATEGORIES AND THEIR DEFINITIONS:

LOCATION OF QUESTIONS USED IN THE INDEX:

Interview schedule - page # 6
- question # 7 & 8

COMPUTATION OF INDEX:

The sum of the absolute differences between "IDEAL BOY" and "IDEAL GIRL" divided by the number of items from which differences were computed.

% FREQUENCY DISTRIBUTION BY SEX OF INDEX CATEGORIES:

<u>Category</u>	<u>Males</u>	<u>Females</u>
-----------------	--------------	----------------

VARIABLE NAME: % INC-DEC 1 COL

CATEGORIES AND THEIR DEFINITIONS:

0 - Greater than 20% increase	8.8%
1 - 9.1-20% increase	10.1%
2 - 5.1-9% increase	14.0%
3 - 2.1-5% increase	12.0%
4 - 0-2% increase	11.8%
5 - 0-5% increase	11.8%
6 - 5.1-17% decrease	12.9%
7 - Greater than 17% decrease	13.7%
9 - NA	4.7%

LOCATION OF QUESTIONS USED IN THE INDEX:

Interview schedule - page # NONE
- question # NONE

COMPUTATION OF INDEX:

See code book cards 47 thru 50 for source. Above distributed to approximate normality.

% FREQUENCY DISTRIBUTION BY SEX OF INDEX CATEGORIES:

<u>Category</u>	<u>Males</u>	<u>Females</u>
-----------------	--------------	----------------

VARIABLE NAME: INTACTNESS

CATEGORIES AND THEIR DEFINITIONS:

1 - Intact home	83.4%
2 - Type other than those listed here	4.3%
3 - Father dead, lives with mother only	3.3%
4 - Father dead, lives with mother and stepfather	1.4%
5 - Divorce or separation, lives with mother only	4.0%
6 - Divorce or separation, lives with mother and stepfather	3.7%
9 - NA	0.0%

LOCATION OF QUESTIONS USED IN THE INDEX:

Interview schedule - page # 7 & 8
- question # 12 & 12A

COMPUTATION OF INDEX:

% FREQUENCY DISTRIBUTION BY SEX OF INDEX CATEGORIES:

<u>Category</u>	<u>Males</u>	<u>Females</u>
1	82.3%	84.7%
2	4.3%	4.2%
3	3.8%	2.6%
4	1.3%	1.6%
5	4.7%	3.2%
6	3.6%	3.7%
9	0.0%	0.0%

VARIABLE NAME: *UCC. A/1/1/0: TM*
JOB AFTER SCHOOL 1 COL

CATEGORIES AND THEIR DEFINITIONS:

0 -	00-09	0.9%
1 -	10-19	7.5%
2 -	20-29	3.4%
3 -	30-39	2.8%
4 -	40-49	5.8%
5 -	50-59	8.5%
6 -	60-69	21.8%
7 -	70-79	17.6%
8 -	80-98	19.5%
9 -	NA	12.0%

LOCATION OF QUESTIONS USED IN THE INDEX:

Interview schedule - page # 35
- question # 87

COMPUTATION OF INDEX:

Simple reduction of two column Duncan coding of highest occupation attained after school to one column.

% FREQUENCY DISTRIBUTION BY SEX OF INDEX CATEGORIES:

<u>Category</u>	<u>Males</u>	<u>Females</u>
0	0.9%	1.1%
1	8.1%	6.9%
2	5.3%	1.1%
3	4.3%	1.1%
4	7.2%	4.0%
5	8.1%	9.0%
6	11.9%	34.1%
7	14.1%	22.0%
8	29.4%	7.1%
9	10.7%	13.8%

VARIABLE NAME: . JOB AFT SCH-M GRANDF

CATEGORIES AND THEIR DEFINITIONS:

LOCATION OF QUESTIONS USED IN THE INDEX:

Interview schedule - page #17; 35
- question #36; 87

COMPUTATION OF INDEX:

Highest occupation level (Duncan code) mentioned in Question 87 was compared to maternal grandfather's occupation (Duncan code).

(JOB AFTER SCHOOL - M GRANDF JOB) + 100

% FREQUENCY DISTRIBUTION BY SEX OF INDEX CATEGORIES:

<u>Category</u>	<u>Males</u>	<u>Females</u>
-----------------	--------------	----------------

VARIABLE NAME: . JOB AFT SCH-M GRANDF 1 C

CATEGORIES AND THEIR DEFINITIONS:

0 - Below maternal grandfather's occupation	11.3%
1 - Equal to maternal grandfather's occupation	9.9%
2-8 - Above maternal grandfather's occupation	55.5%
9 - NA	23.3%

LOCATION OF QUESTIONS USED IN THE INDEX:

Interview schedule - page #17; 35
- question # 36; 87

COMPUTATION OF INDEX:

Highest occupation level (Duncan code) mentioned in Question 87 was compared to maternal grandfather's occupation (Duncan code).

% FREQUENCY DISTRIBUTION BY SEX OF INDEX CATEGORIES:

<u>Category</u>	<u>Males</u>	<u>Females</u>
0	11.7%	10.8%
1	11.3%	8.2%
2-8	55.8%	55.1%
9	21.1%	25.9%

VARIABLE NAME: JOB AFT SCH-P GRANDF

CATEGORIES AND THEIR DEFINITIONS:

LOCATION OF QUESTIONS USED IN THE INDEX:

Interview schedule - page # 16; 35
- question # 32; 87

COMPUTATION OF INDEX:

Highest occupation level (Duncan code) mentioned in Question 87 was compared to paternal grandfather's occupation (Duncan code).

(JOB AFTER SCHOOL - P GRANDF JOB) + 100

% FREQUENCY DISTRIBUTION BY SEX OF INDEX CATEGORIES:

<u>Category</u>	<u>Males</u>	<u>Females</u>
-----------------	--------------	----------------

VARIABLE NAME: JOB AFT SCH-P GRANDF 1 G

CATEGORIES AND THEIR DEFINITIONS:

0 - Below paternal grandfather's occupation	9.4%
1 - Equal to paternal grandfather's occupation	11.3%
2-8 - Above paternal grandfather's occupation	51.5%
9 - NA	27.7%

LOCATION OF QUESTIONS USED IN THE INDEX:

Interview schedule - page # 16; 35
- question # 32; 87

COMPUTATION OF INDEX:

Highest occupation level (Duncan code) mentioned in Question 87 was compared to paternal grandfather's occupation (Duncan code).

% FREQUENCY DISTRIBUTION BY SEX OF INDEX CATEGORIES:

<u>Category</u>	<u>Males</u>	<u>Females</u>
0	11.3%	7.1%
1	12.4%	10.1%
2-8	50.6%	52.6%
9	25.8%	30.2%

VARIABLE NAME: JOB ASPIR INDEX

CATEGORIES AND THEIR DEFINITIONS:

LOCATION OF QUESTIONS USED IN THE INDEX:

Interview schedule - page # 22; 23
- question # 49, 50; 51, 52

COMPUTATION OF INDEX:

Made up of two items (from factor analysis) EXPECTED JOB (weight .69492) and BEST JOB 1 COL (weight .67648). Z score computed from raw scores. Resultant weighted Z scores summed. 3 added as a constant to final score.

% FREQUENCY DISTRIBUTION BY SEX OF INDEX CATEGORIES:

<u>Category</u>	<u>Males</u>	<u>Females</u>
-----------------	--------------	----------------

VARIABLE NAME: JOB ASPIR INDEX 1 COL

CATEGORIES AND THEIR DEFINITIONS:

1 - 0.61-2.60	31.4%
2 - 2.61-3.80	30.7%
3 - 3.81-5.00	26.4%
9 - 999	11.5%

LOCATION OF QUESTIONS USED IN THE INDEX:

Interview schedule - page # 22; 23
- question # 49, 50; 51, 52

COMPUTATION OF INDEX:

Made up of two items (from factor analysis) EXPECTED JOB (weight .69492) and BEST JOB 1 COL (weight .67648). Z score computed from raw scores. Resultant weighted Z scores summed. 3 added as a constant to final score.

% FREQUENCY DISTRIBUTION BY SEX OF INDEX CATEGORIES:

<u>Category</u>	<u>Males</u>	<u>Females</u>
1	34.5%	27.5%
2	29.0%	32.8%
3	25.4%	27.8%
9	11.1%	11.9%

VARIABLE NAME: JOB EXPECTATION INDEX

CATEGORIES AND THEIR DEFINITIONS:

LOCATION OF QUESTIONS USED IN THE INDEX:

Interview schedule - page # 22, 23
- question # 49, 49A, 49B; 51, 51A, 51B

COMPUTATION OF INDEX:

Made up of three items (from factor analysis) BEST JOB-SETTLE FOR (weight .94742), RATIO BEST-WORST-SET (weight .73747), and JOB SETTLE FOR 1 COL (weight .75995). Z score computed from raw scores. Resultant weighted Z scores summed. 6 added as a constant to final score.

% FREQUENCY DISTRIBUTION BY SEX OF INDEX CATEGORIES:

Category	Males	Females
----------	-------	---------

VARIABLE NAME: JOB EXPECTATION INDEX 1 C

CATEGORIES AND THEIR DEFINITIONS:

1 - 3.00-5.50	21.8%
2 - 5.51-6.50	26.4%
3 - 6.51-8.50	28.6%
9 - 999	23.1%

LOCATION OF QUESTIONS USED IN THE INDEX:

Interview schedule - page #22; 23
- question #49, 49A, 49B; 51, 51A, 51B

COMPUTATION OF INDEX:

Made up of three items (from factor analysis) BEST JOB-SETTLE FOR (weight .94742), RATIO BEST-WORST-SET (weight .73747), and JOB SETTLE FOR 1 COL (weight .75995). Z score computed from raw scores. Resultant weighted Z scores summed. 6 added as a constant to final score.

% FREQUENCY DISTRIBUTION BY SEX OF INDEX CATEGORIES:

Category	Males	Females
1	23.5%	19.8%
2	27.1%	25.7%
3	26.9%	30.7%
9	22.6%	23.8%

VARIABLE NAME: JOB SETTLE FOR I COL

CATEGORIES AND THEIR DEFINITIONS:

0 - 00-15	11.1%
1 - 16-25	9.9%
2 - 26-40	11.7%
3 - 41-50	11.6%
4 - 51-65	11.7%
5 - 66-75	14.9%
6 - 76-89	12.4%
7 - 90-98	7.6%
9 - NA	9.2%

LOCATION OF QUESTIONS USED IN THE INDEX:

Interview schedule - page # 22, 23
- question # 49B, 51B

COMPUTATION OF INDEX:

Duncan code of occupation.

% FREQUENCY DISTRIBUTION BY SEX OF INDEX CATEGORIES:

<u>Category</u>	<u>Males</u>	<u>Females</u>
0	13.9%	7.7%
1	10.7%	9.0%
2	10.9%	12.7%
3	11.1%	12.2%
4	13.4%	9.5%
5	11.3%	19.3%
6	15.4%	8.7%
7	4.5%	11.4%
9	9.0%	9.5%

VARIABLE NAME: JOB SETTLE FOR W-B

CATEGORIES AND THEIR DEFINITIONS:

0 - Not in labor force	2.4%
1 - Upper white collar	58.9%
2 - Lower white collar	0.8%
3 - Upper blue collar	5.4%
4 - Lower blue collar	25.6%
9 - NA	6.8%

LOCATION OF QUESTIONS USED IN THE INDEX:

Interview schedule - page # 22, 23
- question # 49B, 51B

COMPUTATION OF INDEX:% FREQUENCY DISTRIBUTION BY SEX OF INDEX CATEGORIES:

<u>Category</u>	<u>Males</u>	<u>Females</u>
0	3.8%	0.5%
1	54.8%	64.6%
2	1.3%	0.3%
3	6.2%	4.5%
4	28.8%	21.7%
9	5.1%	9.0%

VARIABLE NAME: % KG. AND ELEM 1 COL

CATEGORIES AND THEIR DEFINITIONS:

1 -	0.0-10.0%	4.1%
2 -	10.1-14.0%	6.0%
3 -	14.1-16.0%	21.1%
4 -	16.1-18.0%	39.1%
5 -	18.1-20.0%	25.1%
6 -	20.1-99.8%	4.5%

LOCATION OF QUESTIONS USED IN THE INDEX:

Interview schedule - page #
- question #

COMPUTATION OF INDEX:

% FREQUENCY DISTRIBUTION BY SEX OF INDEX CATEGORIES:

<u>Category</u>	<u>Males</u>	<u>Females</u>
1	4.5%	3.7%
2	5.5%	6.6%
3	23.2%	18.5%
4	35.8%	43.1%
5	25.8%	24.3%
6	5.1%	3.7%

VARIABLE NAME: LAB FORCE % MALE 1 COL

CATEGORIES AND THEIR DEFINITIONS:

1 -	60.0% or less	4.3%
2 -	60.1-62.5%	4.6%
3 -	62.6-65.0%	11.9%
4 -	65.1-66.3%	22.7%
5 -	66.4-67.5%	16.8%
6 -	67.6-70.0%	17.4%
7 -	70.1-72.5%	13.1%
8 -	Greater than 72.5%	9.3%

LOCATION OF QUESTIONS USED IN THE INDEX:

Interview schedule - page # None
- question # None

COMPUTATION OF INDEX:

See code book cards 47 thru 50 for source. Above distributed to approximate normality.

% FREQUENCY DISTRIBUTION BY SEX OF INDEX CATEGORIES:

<u>Category</u>	<u>Males</u>	<u>Females</u>
1	4.7%	3.7%
2	5.1%	4.0%
3	10.7%	13.5%
4	20.5%	25.4%
5	17.3%	16.1%
6	18.8%	15.6%
7	13.2%	13.0%
8	9.8%	8.7%

VARIABLE NAME: 1964 % LAND IN FARMS

CATEGORIES AND THEIR DEFINITIONS:

0 - 00.0-10.0%	6.4%
1 - 10.1-15.0%	9.5%
2 - 15.1-30.0%	11.0%
3 - 30.1-40.0%	11.5%
4 - 40.1-45.4%	9.1%
5 - 45.5-52.8%	14.5%
6 - 52.9-65.4%	12.9%
7 - 65.5-85.0%	9.7%
8 - 85.1-99.8%	13.5%
9 - NA	2.0%

LOCATION OF QUESTIONS USED IN THE INDEX:

Interview schedule - page #
- question #

COMPUTATION OF INDEX:

% FREQUENCY DISTRIBUTION BY SEX OF INDEX CATEGORIES:

Category	Males	Females
0	6.8%	5.8%
1	9.6%	8.7%
2	10.7%	11.4%
3	10.0%	13.0%
4	9.0%	9.3%
5	15.0%	13.2%
6	12.4%	13.5%
7	8.3%	11.4%
8	16.0%	11.1%
9	1.7%	2.4%

VARIABLE NAME: LOC GOV PER CAP 1 COL

CATEGORIES AND THEIR DEFINITIONS:

0 - 000-\$100	13.0%
1 - 101-\$125	10.2%
2 - 126-\$149	13.9%
3 - 150-\$161	8.4%
4 - 162-\$182	11.1%
5 - 183-\$191	11.8%
6 - 192-\$224	9.1%
7 - 225-\$262	11.8%
8 - 263-\$998	10.7%

LOCATION OF QUESTIONS USED IN THE INDEX:

Interview schedule - page #
- question #

COMPUTATION OF INDEX:

% FREQUENCY DISTRIBUTION BY SEX OF INDEX CATEGORIES:

Category	Males	Females
0	13.2%	12.7%
1	10.0%	10.3%
2	13.2%	14.8%
3	7.7%	9.3%
4	11.7%	10.3%
5	12.4%	11.1%
6	9.0%	9.3%
7	13.2%	10.1%
8	9.6%	12.2%

VARIABLE NAME: MAIN SUPPORT W-B

CATEGORIES AND THEIR DEFINITIONS:

0 - Not in labor force	0.1%
1 - Upper white collar	3.7%
2 - Lower white collar	0.0%
3 - Upper blue collar	0.1%
4 - Lower blue collar	4.1%
9 - NA	92.0%

LOCATION OF QUESTIONS USED IN THE INDEX:

Interview schedule - page # 9
- question # 17

COMPUTATION OF INDEX:

% FREQUENCY DISTRIBUTION BY SEX OF INDEX CATEGORIES:

<u>Category</u>	<u>Males</u>	<u>Females</u>
0	0.0%	0.3%
1	3.8%	3.4%
2	0.0%	0.0%
3	0.0%	0.3%
4	4.9%	3.2%
9	91.3%	92.9%

VARIABLE NAME: MANNER

CATEGORIES AND THEIR DEFINITIONS:

LOCATION OF QUESTIONS USED IN THE INDEX:

Interview schedule - page # 29
- question # 74

COMPUTATION OF INDEX:

Items generated from an earlier factor analysis. Mean of "MYSELF" items for gruff (reversed), gentle, and smooth. Multiplied by 100 to eliminate decimal places.

% FREQUENCY DISTRIBUTION BY SEX OF INDEX CATEGORIES:

<u>Category</u>	<u>Males</u>	<u>Females</u>
-----------------	--------------	----------------

VARIABLE NAME: MANNER 1 COL

CATEGORIES AND THEIR DEFINITIONS:

1	- 000 - 167	7.1%
2	- 168 - 233	8.8%
3	- 234 - 300	15.0%
4	- 301 - 367	25.0%
5	- 368 - 433	27.0%
6	- 434 - 500	11.0%
7	- 501 - 998	6.0%
9	- 999	0.1%

LOCATION OF QUESTIONS USED IN THE INDEX:

Interview schedule - page # 29
- question # 74

COMPUTATION OF INDEX:

Simple reduction of the 3 column variable MANNER.

% FREQUENCY DISTRIBUTION BY SEX OF INDEX CATEGORIES:

<u>Category</u>	<u>Males</u>	<u>Females</u>
1	3.2%	11.9%
2	3.8%	15.1%
3	9.6%	22.2%
4	21.3%	29.6%
5	33.9%	17.7%
6	17.7%	2.6%
7	10.4%	0.5%
9	0.0%	0.3%

VARIABLE NAME: MANNER OF SAME SEX

CATEGORIES AND THEIR DEFINITIONS:

1	15.0%
2	17.1%
3	28.5%
4	29.5%
5	7.2%
6	2.6%
7	0.0%
8	0.0%
9	0.1%

LOCATION OF QUESTIONS USED IN THE INDEX:

Interview schedule - page #6
- question #7, 8

COMPUTATION OF INDEX:

Combining boys' BOY'S MANNER and girls' GIRL'S MANNER scores into a single index.

% FREQUENCY DISTRIBUTION BY SEX OF INDEX CATEGORIES:

<u>Category</u>	<u>Males</u>	<u>Females</u>
1	7.5% (10-17)	24.3% (10)
2	13.0% (20-27)	22.2% (13-17)
3	31.1% (30-37)	25.1% (20-23)
4	38.0% (40-47)	19.0% (27-30)
5	5.8% (50)	9.0% (33-43)
6	4.7% (53-70)	0.0%
9	0.0%	0.3% (99)

VARIABLE NAME: MANNER SELF-LIKE 1 COL

CATEGORIES AND THEIR DEFINITIONS:

1 -	000- 80	12.3%
2 -	81- 120	17.6%
3 -	121- 160	15.1%
4 -	161- 240	19.4%
5 -	241- 320	17.6%
6 -	321- 420	8.6%
7 -	421-9998	7.8%
9 -	9999	1.7%

LOCATION OF QUESTIONS USED IN THE INDEX:

Interview schedule - page # 29
- question # 74, 75

COMPUTATION OF INDEX:

Simple reduction of the 4 column variable MANNER SELF-LIKE TO BE.

% FREQUENCY DISTRIBUTION BY SEX OF INDEX CATEGORIES:

Category	Males	Females
1	14.7%	9.3%
2	20.3%	14.3%
3	14.7%	15.6%
4	17.9%	21.2%
5	15.1%	20.6%
6	8.5%	8.7%
7	6.8%	9.0%
9	1.9%	1.3%

VARIABLE NAME: MANNER SELF-LIKE TO BE

CATEGORIES AND THEIR DEFINITIONS:

LOCATION OF QUESTIONS USED IN THE INDEX:

Interview schedule - page # 29
- question # 74, 75

COMPUTATION OF INDEX:

Items generated from an earlier factor analysis. Items gruff, gentle, smooth were computed in a standard D score (from semantic differential format for MYSELF and MYSELF AS I WOULD LIKE TO BE NOW).

% FREQUENCY DISTRIBUTION BY SEX OF INDEX CATEGORIES:

Category	Males	Females
----------	-------	---------

VARIABLE NAME: MEDIAN AGE 1 COL

CATEGORIES AND THEIR DEFINITIONS:

0 -	20.0-26.1 Years	13.9%
1 -	26.2-27.2 Years	11.8%
2 -	27.3-29.0 Years	10.5%
3 -	29.1-29.7 Years	13.7%
4 -	29.8-30.9 Years	15.0%
5 -	31.0-31.8 Years	13.0%
6 -	31.9-32.4 Years	8.9%
7 -	32.5-35.0 Years	9.0%
8 -	Over 35.0 Years	4.3%

LOCATION OF QUESTIONS USED IN THE INDEX:

Interview schedule - page # None
- question # None

COMPUTATION OF INDEX:

See code book cards 47 thru 50 for source. Above distributed to approximate normality.

% FREQUENCY DISTRIBUTION BY SEX OF INDEX CATEGORIES:

<u>Category</u>	<u>Males</u>	<u>Females</u>
0	14.7%	13.0%
1	11.3%	12.4%
2	10.9%	10.1%
3	14.9%	12.2%
4	13.9%	16.4%
5	12.2%	14.0%
6	8.5%	9.3%
7	9.8%	7.9%
8	3.8%	4.8%

VARIABLE NAME: > 25 MEDIAN SCH 1 COL

CATEGORIES AND THEIR DEFINITIONS:

0 -	2.5- 8.5 Years	13.7%
1 -	8.6- 9.6 Years	10.7%
2 -	9.7-10.4 Years	6.8%
3 -	10.5-10.6 Years	5.8%
4 -	10.7-10.8 Years	15.2%
5 -	10.9-11.1 Years	11.3%
6 -	11.2-11.4 Years	9.7%
7 -	11.5-12.0 Years	13.6%
8 -	More than 12.0 Years	13.1%

LOCATION OF QUESTIONS USED IN THE INDEX:

Interview schedule - page # None
- question # None

COMPUTATION OF INDEX:

See code book cards 47 thru 50 for source. Above distributed to approximate normality.

% FREQUENCY DISTRIBUTION BY SEX OF INDEX CATEGORIES:

<u>Category</u>	<u>Males</u>	<u>Females</u>
0	14.3%	13.0%
1	10.2%	11.4%
2	5.1%	9.0%
3	5.1%	6.6%
4	16.4%	13.8%
5	11.5%	11.1%
6	11.7%	7.1%
7	13.9%	13.2%
8	11.7%	14.8%

VARIABLE NAME: 1959 MED INCOME 1 COL

CATEGORIES AND THEIR DEFINITIONS:

0 - \$ 500-\$3000	9.2%
1 - \$3001-\$4500	11.2%
2 - \$4501-\$5200	11.3%
3 - \$5201-\$5700	11.7%
4 - \$5701-\$5900	9.1%
5 - \$5901-\$6300	8.9%
6 - \$6301-\$6700	16.6%
7 - \$6701-\$7100	13.0%
8 - Above \$7100	8.5%

LOCATION OF QUESTIONS USED IN THE INDEX:

Interview schedule - page # None
- question # None

COMPUTATION OF INDEX:

See code book cards 47 thru 50 for source. Above distributed to approximate normality.

% FREQUENCY DISTRIBUTION BY SEX OF INDEX CATEGORIES:

Category	Males	Females
0	9.4%	9.0%
1	10.7%	11.9%
2	12.2%	11.4%
3	11.7%	11.6%
4	9.4%	8.7%
5	7.9%	10.1%
6	19.2%	13.5%
7	10.9%	15.6%
8	8.7%	8.2%

VARIABLE NAME: MOBILITY ASPIR INDEX

CATEGORIES AND THEIR DEFINITIONS:

LOCATION OF QUESTIONS USED IN THE INDEX:

Interview schedule - page # 9; 16; 17; 22; 23; 35
- question # 15; 32; 36; 50; 52; 87

COMPUTATION OF INDEX:

Made up of five items (from factor analysis) JOB AFT SCH-M GRANDF (weighted .77360), EXPECTED-DAD'S (weight .50977), EXPECTED-P GRANDF (weighted .69893), EXPECTED-M GRANDF (weight .71886), and JOB AFT SCH-P GRANDF (weighted .75076). Z score computed from raw scores. Resultant weighted Z scores summed. 15 added as a constant to final score.

% FREQUENCY DISTRIBUTION BY SEX OF INDEX CATEGORIES:

Category	Males	Females
----------	-------	---------

VARIABLE NAME: MOBILITY ASPIR INDEX 1 C

CATEGORIES AND THEIR DEFINITIONS:

1 - 0000-1381	20.4%
2 - 1382-1650	19.8%
3 - 1651-9998	20.4%
9 - 9999	39.3%

LOCATION OF QUESTIONS USED IN THE INDEX:

Interview schedule - page # 9; 16; 17; 22; 23; 35
 - question # 15; 32; 36; 50; 52; 87

COMPUTATION OF INDEX:

Made up of five items (from factor analysis) JOB AFT SCH-M GRANDF (weighted .77360), EXPECTED-DAD'S (weight .50977), EXPECTED-P GRANDE (weighted .69893), EXPECTED-M GRANDF (weight .71886), and JOB AFT SCH-P GRANDF (weighted .75076). Z score computed from raw scores. Resultant weighted Z scores summed. 15 added as a constant to final score.

% FREQUENCY DISTRIBUTION BY SEX OF INDEX CATEGORIES:

<u>Category</u>	<u>Males</u>	<u>Females</u>
1	22.6%	17.7%
2	19.6%	20.1%
3	21.5%	19.0%
9	36.2%	43.1%

VARIABLE NAME: MOM KNOW FR MCA

CATEGORIES AND THEIR DEFINITIONS:

0 = Inap, no mother or surrogate
 1 = Very well
 2 = Well; somewhat well; knows most well
 3 = Knows some or none (old 3-5)
 4 = NA (old 6-9)

LOCATION OF QUESTIONS USED IN THE INDEX:

Interview schedule - page #
 - question # 58

COMPUTATION OF INDEX:

% FREQUENCY DISTRIBUTION BY SEX OF INDEX CATEGORIES:

<u>Category</u>	<u>Males</u>	<u>Females</u>
-----------------	--------------	----------------

VARIABLE NAME: MOM'S WORK

CATEGORIES AND THEIR DEFINITIONS:

1 - Doesn't work or no mother	57.0%
2 - Works part time (less than 40 hrs./wk.)	22.1%
3 - Works full time (40 hrs./wk. or more)	20.9%

LOCATION OF QUESTIONS USED IN THE INDEX:

Interview schedule - page # 15
- question # 31 & 31A

COMPUTATION OF INDEX:

% FREQUENCY DISTRIBUTION BY SEX OF INDEX CATEGORIES:

<u>Category</u>	<u>Males</u>	<u>males</u>
1	58.0%	55.8%
2	23.2%	20.6%
3	18.8%	23.5%

VARIABLE NAME: MONTHS OUT OF WORK

CATEGORIES AND THEIR DEFINITIONS:

1 - None	81.3%
2 - One or less	6.8%
3 - More than one	10.0%
9 - NA	1.8%

LOCATION OF QUESTIONS USED IN THE INDEX:

Interview schedule - page # 15
- question # 30A

COMPUTATION OF INDEX:

% FREQUENCY DISTRIBUTION BY SEX OF INDEX CATEGORIES:

<u>Category</u>	<u>Males</u>	<u>Females</u>
1	81.4%	81.2%
2	6.6%	7.1%
3	10.7%	9.3%
9	1.3%	2.4%

VARIABLE NAME: MOTHER AFFECTION

CATEGORIES AND THEIR DEFINITIONS:

LOCATION OF QUESTIONS USED IN THE INDEX:

Interview schedule - page # 21
- question # 48

COMPUTATION OF INDEX:

Items that went into this index were generated in a factor analysis of the Family Sort. Seven items went into this index.

A Z score was computed for each item and weighted by the factor loading of that item. The resultant item scores were summed for an individual score.

Items: As I was growing up my mother tried to help me when I was scared or upset. (.55068)
My mother and I do things together that we both enjoy doing. (.63192)
My mother makes it easy for me to confide in her. (.73333)
I feel close to my mother. (.72770)
I want to be like my mother. (.52446)
My mother gives me the right amount of affection. (.64467)
My mother is interested in and helps me carry out my own plans. (.56827)

% FREQUENCY DISTRIBUTION BY SEX OF INDEX CATEGORIES:

<u>Category</u>	<u>Males</u>	<u>Females</u>
-----------------	--------------	----------------

VARIABLE NAME: MOTHER AFFECTION I COL

CATEGORIES AND THEIR DEFINITIONS:

0 - 20-23.99	0.8%
1 - 18-19.99	1.3%
2 - 16-17.99	3.0%
3 - 14-15.99	5.1%
4 - 12-13.99	11.1%
5 - 10-11.99	23.5%
6 - 8- 9.99	27.2%
7 - 6- 7.99	20.1%
8 - 4- 5.99	7.2%
9 - NA	0.8%

LOCATION OF QUESTIONS USED IN THE INDEX:

Interview schedule - page # 21
- question # 48

COMPUTATION OF INDEX:

Simple reduction of the four column mother affection index.

% FREQUENCY DISTRIBUTION BY SEX OF INDEX CATEGORIES:

<u>Category</u>	<u>Males</u>	<u>Females</u>
0	0.9%	0.8%
1	2.4%	2.4%
2	3.7%	3.7%
3	5.8%	4.2%
4	10.9%	11.4%
5	29.0%	16.7%
6	29.9%	23.8%
7	16.6%	24.3%
8	3.6%	11.6%
9	0.6%	1.1%

VARIABLE NAME: MOTHER MOBIL 1 COL

CATEGORIES AND THEIR DEFINITIONS:

1 - 111-170	9.9%
2 - 101-110	10.0%
3 - 100	8.0%
4 - 85- 99	16.8%
5 - 65- 84	15.1%
6 - 20- 64	15.3%
9 - NA	24.8%

LOCATION OF QUESTIONS USED IN THE INDEX:

Interview schedule - page # 9; 17
- question # 15; 36

COMPUTATION OF INDEX:

Simple reduction of the three column code.

% FREQUENCY DISTRIBUTION BY SEX OF INDEX CATEGORIES:

Category	Males	Females
1	10.9%	8.7%
2	10.2%	9.8%
3	8.1%	7.9%
4	16.6%	16.9%
5	13.6%	15.3%
6	15.4%	15.3%
9	25.2%	24.3%

VARIABLE NAME: MOTHER MOBIL 1 COL

CATEGORIES AND THEIR DEFINITIONS:

1 - Upwardly mobile	9.9%
2 - Upwardly mobile	10.0%
3 - Upwardly mobile	8.0%
4 - Same	16.8%
5 - Downwardly mobile	15.1%
6 - Downwardly mobile	15.3%
9 - NA	24.8%

LOCATION OF QUESTIONS USED IN THE INDEX:

Interview schedule - page #
- question #

COMPUTATION OF INDEX:

Occupational (Duncan code) comparison between respondent's father and maternal grandfather. Measures mother's mobility.

% FREQUENCY DISTRIBUTION BY SEX OF INDEX CATEGORIES:

Category	Males	Females
1	10.9%	8.7%
2	10.2%	9.8%
3	8.1%	7.9%
4	16.6%	16.9%
5	13.6%	15.3%
6	15.4%	15.3%
9	25.2%	24.3%

VARIABLE NAME: MOTHER OCC 1 COL

CATEGORIES AND THEIR DEFINITIONS:

0 - 00-09	6.7%
1 - 10-19	10.0%
2 - 20-29	2.5%
3 - 30-39	3.5%
4 - 40-49	7.9%
5 - 50-59	2.0%
6 - 60-69	5.8%
7 - 70-79	2.8%
8 - 80-98	0.5%
9 - NA or doesn't work	58.2%

LOCATION OF QUESTIONS USED IN THE INDEX:

Interview schedule - page # 15
- question # 31B

COMPUTATION OF INDEX:

Simple reduction of mother's occupation coded according to Duncan scale.

% FREQUENCY DISTRIBUTION BY SEX OF INDEX CATEGORIES:

<u>Category</u>	<u>Males</u>	<u>Females</u>
0	5.1%	8.7%
1	10.0%	10.1%
2	1.9%	3.2%
3	3.0%	4.2%
4	8.1%	7.7%
5	2.3%	1.6%
6	6.0%	5.6%
7	3.6%	1.9%
8	0.6%	0.3%
9	59.3%	56.9%

VARIABLE NAME: MOTHER'S MOBILITY

CATEGORIES AND THEIR DEFINITIONS:

LOCATION OF QUESTIONS USED IN THE INDEX:

Interview schedule - page # 9, 17
- question # 15, 36

COMPUTATION OF INDEX:

(Maternal Grandfather's Occupation) - (Father's Occupation) + 100
[Duncan code] [Duncan code]

% FREQUENCY DISTRIBUTION BY SEX OF INDEX CATEGORIES:

<u>Category</u>	<u>Males</u>	<u>Females</u>
-----------------	--------------	----------------

VARIABLE NAME: MOTHER'S OCC W-B

CATEGORIES AND THEIR DEFINITIONS:

0 - Not in labor force	0.2%
1 - Upper white collar	20.9%
2 - Lower white collar	1.1%
3 - Upper blue collar	0.5%
4 - Lower blue collar	19.4%
9 - NA or no job	58.0%

LOCATION OF QUESTIONS USED IN THE INDEX:

Interview schedule - page # 15
 - question # 31B

COMPUTATION OF INDEX:

% FREQUENCY DISTRIBUTION BY SEX OF INDEX CATEGORIES:

<u>Category</u>	<u>Males</u>	<u>Females</u>
0	0.0%	0.5%
1	22.2%	19.3%
2	0.9%	1.3%
3	0.6%	0.3%
4	17.1%	22.2%
9	59.3%	56.3%

VARIABLE NAME: % MOVE 58-60 1 COL

CATEGORIES AND THEIR DEFINITIONS:

1 - 00.0-22.5%	7.6%
2 - 22.6-25.0%	8.3%
3 - 25.1-27.5%	19.6%
4 - 27.6-32.5%	26.7%
5 - 32.6-37.5%	14.3%
6 - 37.6-40.0%	9.3%
7 - 40.1-45.0%	8.7%
8 - 45.1-99.8%	5.5%

LOCATION OF QUESTIONS USED IN THE INDEX:

Interview schedule - page #
 - question #

COMPUTATION OF INDEX:

Card 48, 1962 CCD, #59, Col. 24-26

% FREQUENCY DISTRIBUTION BY SEX OF INDEX CATEGORIES:

<u>Category</u>	<u>Males</u>	<u>Females</u>
1	7.7%	7.4%
2	9.4%	6.9%
3	19.6%	19.6%
4	26.7%	26.7%
5	12.6%	16.4%
6	10.2%	8.2%
7	7.5%	10.3%
8	6.4%	4.5%

VARIABLE NAME: % NAT INC 50-60 1 COL

CATEGORIES AND THEIR DEFINITIONS:

0 -	00.0-10.0%	5.8%
1 -	10.1-11.5%	10.2%
2 -	11.6-13.0%	12.0%
3 -	13.1-15.1%	7.0%
4 -	15.2-16.0%	15.0%
5 -	16.1-17.5%	11.9%
6 -	17.6-21.0%	11.7%
7 -	21.1-23.0%	10.4%
8 -	23.1-99.8%	11.3%
9 -	NA	4.7%

LOCATION OF QUESTIONS USED IN THE INDEX:

Interview schedule - page #
- question #

COMPUTATION OF INDEX:% FREQUENCY DISTRIBUTION BY SEX OF INDEX CATEGORIES:

<u>Category</u>	<u>Males</u>	<u>Females</u>
0	5.3%	6.3%
1	10.4%	9.8%
2	11.3%	13.0%
3	6.8%	7.1%
4	16.6%	13.0%
5	10.2%	14.0%
6	12.4%	10.8%
7	10.0%	10.9%
8	11.3%	11.4%
9	5.5%	3.7%

VARIABLE NAME: % NAT INC 60-65 1 COL

CATEGORIES AND THEIR DEFINITIONS:

0 -	00.0-04.1%	12.8%
1 -	04.2-05.1%	12.8%
2 -	05.2-05.8%	11.2%
3 -	05.9-06.6%	11.7%
4 -	06.7-07.0%	13.2%
5 -	07.1-07.9%	13.7%
6 -	08.0-09.0%	11.0%
7 -	09.1-10.0%	5.2%
8 -	10.1-99.8%	3.8%
9 -	NA	4.7%

LOCATION OF QUESTIONS USED IN THE INDEX:

Interview schedule - page #
- question #

COMPUTATION OF INDEX:% FREQUENCY DISTRIBUTION BY SEX OF INDEX CATEGORIES:

<u>Category</u>	<u>Males</u>	<u>Females</u>
0	12.2%	13.5%
1	13.2%	12.2%
2	10.9%	11.6%
3	11.5%	11.9%
4	11.1%	15.9%
5	14.7%	12.4%
6	10.7%	11.4%
7	6.0%	4.2%
8	4.3%	3.2%
9	5.5%	3.7%

VARIABLE NAME: NATION - RURAL - URBAN

CATEGORIES AND THEIR DEFINITIONS:

Codes	Father's Nationality	Rural - Urban	
1	European	(1 & 2) Central City	27.3%
2	European	(3 - 5) Larger Urban Areas	20.4%
3	European	(6 & 7) More Rural	21.4%
4	Non-European	(1 & 2) Central City	1.8%
5	Non-European	(3 - 5) Larger Urban Areas	1.4%
6	Non-European	(6, 7) More Rural	1.1%
9	NA		26.7%

LOCATION OF QUESTIONS USED IN THE INDEX:

Interview schedule - page #
- question #

COMPUTATION OF INDEX:

% FREQUENCY DISTRIBUTION BY SEX OF INDEX CATEGORIES:

Category	Males	Females
1o	27.3%	27.2%
2	20.9%	19.8%
3	22.6%	19.8%
4	2.1%	1.3%
5	0.9%	2.1%
6	1.3%	0.8%
9	24.9%	28.8%

VARIABLE NAME: % NEGRO 67 CCDB 1 COL

CATEGORIES AND THEIR DEFINITIONS:

0 -	00.0%	5.5%
1 -	00.1-00.8%	16.2%
2 -	00.9-02.8%	15.7%
3 -	02.9-05.5%	11.0%
4 -	05.6-09.0%	11.9%
5 -	09.1-13.0%	8.3%
6 -	13.1-15.0%	10.7%
7 -	15.1-25.0%	7.2%
8 -	Over 25.0%	13.5%

LOCATION OF QUESTIONS USED IN THE INDEX:

Interview schedule - page # None
- question # None

COMPUTATION OF INDEX:

See code book cards 47 thru 50 for source. Above distributed to approximate normality.

% FREQUENCY DISTRIBUTION BY SEX OF INDEX CATEGORIES:

Category	Males	Females
0	5.3%	5.8%
1	16.2%	16.1%
2	16.0%	15.3%
3	11.9%	9.8%
4	9.4%	15.1%
5	7.9%	8.7%
6	10.4%	11.1%
7	8.3%	5.8%
8	14.5%	12.2%

VARIABLE NAME: NEGRO SES

CATEGORIES AND THEIR DEFINITIONS:

LOCATION OF QUESTIONS USED IN THE INDEX:

Interview schedule - page # 34
- question # 84, 85

COMPUTATION OF INDEX:

This index was constructed for the Negroes in our sample on the basis of a factor analysis. The single item of respectability was computed as follows:

$$(\text{AVERAGE FAMILY} - \text{YOUR FAMILY}) + 7$$

In this computation high values indicate high status and low values, low status.

% FREQUENCY DISTRIBUTION BY SEX OF INDEX CATEGORIES:

<u>Category</u>	<u>Males</u>	<u>Females</u>
-----------------	--------------	----------------

VARIABLE NAME: NEGRO SES 1 COL

CATEGORIES AND THEIR DEFINITIONS:

1	0- 5	20.8%
2	6- 8	57.4%
3	9-14	20.8%
9	NA	1.0%

LOCATION OF QUESTIONS USED IN THE INDEX:

Interview schedule - page #34
- question #84, 85

COMPUTATION OF INDEX:

Simple reduction of the two-column variable NEGRO SES.

All percentages given for this variable are for Negroes only.

% FREQUENCY DISTRIBUTION BY SEX OF INDEX CATEGORIES:

<u>Category</u>	<u>Males</u>	<u>Females</u>
1		
2	26.4%	14.6%
3	56.6%	58.3%
9	17.0%	25.0%
	0.0%	2.1%

VARIABLE NAME: % NEG - UNEMP INTER

CATEGORIES AND THEIR DEFINITIONS:

Codes	% Negro	% Unemployed	
0	0.0 - 2.8%	0.0 - 4.5%	20.3%
1	0.0 - 2.8%	4.6%- 6.0%	6.3%
2	0.0 - 2.8%	6.1% and up	10.9%
3	2.9%-13.0%	0.0 - 4.5%	4.8%
4	2.9%-13.0%	4.6%- 6.0%	19.2%
5	2.9%-13.0%	6.1% and up	7.1%
6	13.1% and up	0.0 - 4.5%	12.3%
7	13.1% and up	4.6%- 6.0%	10.3%
8	13.1% and up	6.1% and up	8.9%

LOCATION OF QUESTIONS USED IN THE INDEX:

Interview schedule - page #
- question #

COMPUTATION OF INDEX:

% FREQUENCY DISTRIBUTION BY SEX OF INDEX CATEGORIES:

Category	Males	Females
0	20.5%	20.1%
1	6.6%	5.8%
2	10.4%	11.4%
3	5.1%	4.5%
4	17.3%	21.7%
5	6.8%	7.4%
6	13.0%	11.4%
7	10.7%	9.8%
8	9.6%	7.9%

VARIABLE NAME: % NET MIGRATION 1 COL

CATEGORIES AND THEIR DEFINITIONS:

0 -	00.0-02.0%	9.9%
1 -	02.1-04.0%	11.6%
2 -	04.1-06.0%	15.5%
3 -	06.1-08.0%	13.1%
4 -	08.1-10.0%	6.4%
5 -	10.1-17.6%	14.9%
6 -	17.7-30.8%	17.0%
7 -	30.9-99.8%	7.0%
9 -	NA	4.7%

LOCATION OF QUESTIONS USED IN THE INDEX:

Interview schedule - page #
- question #

COMPUTATION OF INDEX:

% FREQUENCY DISTRIBUTION BY SEX OF INDEX CATEGORIES:

Category	Males	Females
0	10.4%	9.3%
1	11.9%	11.1%
2	16.8%	13.8%
3	11.7%	14.8%
4	6.0%	6.9%
5	13.6%	16.4%
6	16.2%	18.0%
7	7.7%	6.1%
9	5.5%	3.7%

VARIABLE NAME: NEW INTACTNESS

CATEGORIES AND THEIR DEFINITIONS:

1 - Intact home	83.4%
2 - Type other than those listed here	4.3%
3 - Father dead, lives with mother only; divorce or separation, lives with mother and stepfather	7.3%
4 - Father dead, lives with mother and stepfather; divorce or separation, lives with mother and stepfather	5.1%

LOCATION OF QUESTIONS USED IN THE INDEX:

Interview schedule - page #7 & 8
- question #12 & 12a

COMPUTATION OF INDEX:


Recoding of INTACTNESS.

<u>INTACTNESS</u>	<u>NEW INTACTNESS</u>
1	1
2	2
3	3
4	4
5	3
6	4

% FREQUENCY DISTRIBUTION BY SEX OF INDEX CATEGORIES:

<u>Category</u>	<u>Males</u>	<u>Females</u>
1	82.5%	84.4%
2	4.3%	4.2%
3	8.5%	5.8%
4	4.7%	5.6%

CONTINUED



VARIABLE NAME: NEW PER CAP POLICE

CATEGORIES AND THEIR DEFINITIONS:

0	\$ 1 - \$ 3	11.8%
1	\$ 4 - \$ 5	16.9%
2	\$ 6 - \$ 7	13.3%
3	\$ 8 - \$ 9	12.9%
4	\$10	8.7%
5	\$11 - \$15	14.0%
6	\$16 - \$20	13.9%
7	Above \$20	8.4%

LOCATION OF QUESTIONS USED IN THE INDEX:

Interview schedule - page #
- question #

COMPUTATION OF INDEX:

Recode of PER CAP POLICE PRO 1 COL. See code book cards 47 through 50 for source. The recoding operation simply combines the last two categories of the old index.

% FREQUENCY DISTRIBUTION BY SEX OF INDEX CATEGORIES:

<u>Category</u>	<u>Males</u>	<u>Females</u>
0	12.4%	11.1%
1	15.6%	18.5%
2	13.2%	13.5%
3	13.9%	11.6%
4	8.7%	8.7%
5	14.7%	13.2%
6	12.8%	15.3%
7	8.7%	7.9%

VARIABLE NAME: NEW S-W 2 COL

CATEGORIES AND THEIR DEFINITIONS:

LOCATION OF QUESTIONS USED IN THE INDEX:

Interview schedule - page #
- question #

COMPUTATION OF INDEX:

This is a coding of the offense forms following the direction of the manual for the Sellin-Wolfgang index.

% FREQUENCY DISTRIBUTION BY SEX OF INDEX CATEGORIES:

<u>Category</u>	<u>Males</u>	<u>Females</u>
-----------------	--------------	----------------

VARIABLE NAME: NEW S-W FOR X?

CATEGORIES AND THEIR DEFINITIONS:

1 = 00
2 = 02 (1 not possible score)
3 = 03-05
4 = 06-07
5 = 08-99

LOCATION OF QUESTIONS USED IN THE INDEX:

Interview schedule - page #
- question #

COMPUTATION OF INDEX:

Reduction of the new Sellin-Wolfgang index of 2 columns to one column. Bracketing done so that new curve approximates curve in two column variable (i.e., a "J" curve).

% FREQUENCY DISTRIBUTION BY SEX OF INDEX CATEGORIES:

<u>Category</u>	<u>Males</u>	<u>Females</u>
-----------------	--------------	----------------

VARIABLE NAME: NEW WGTD TOT FREQ OF DEL

CATEGORIES AND THEIR DEFINITIONS:

LOCATION OF QUESTIONS USED IN THE INDEX:

Interview schedule - page #
- question #

COMPUTATION OF INDEX:

Sum of the expanded (i.e., 00-99 instead of 0-8) number of occurrences for each of the 16 offenses.

% FREQUENCY DISTRIBUTION BY SEX OF INDEX CATEGORIES:

<u>Category</u>	<u>Males</u>	<u>Females</u>
-----------------	--------------	----------------

VARIABLE NAME: NO CLOSE FR 1 COL

CATEGORIES AND THEIR DEFINITIONS:

0 -	0 friends	5.5%
1 -	1 or 2 friends	27.6%
2 -	3-5 friends	45.2%
3 -	6-10 friends	14.4%
4 -	11-15 friends	3.1%
5 -	16-20 friends	1.5%
6 -	21-50 friends	1.8%
7 -	51-98 friends	0.2%
9 -	NA	0.6%

LOCATION OF QUESTIONS USED IN THE INDEX:

Interview schedule - page # 24
- question # 53B

COMPUTATION OF INDEX:

Simple reduction of two column code.

% FREQUENCY DISTRIBUTION BY SEX OF INDEX CATEGORIES:

<u>Category</u>	<u>Males</u>	<u>Females</u>
0	6.0%	5.0%
1	20.7%	36.2%
2	46.1%	44.2%
3	17.1%	11.1%
4	4.7%	1.1%
5	1.9%	1.1%
6	2.3%	1.1%
7	0.4%	0.0%
9	0.9%	0.3%

VARIABLE NAME: NO CLOSE FR MCA

CATEGORIES AND THEIR DEFINITIONS:

- 0 = No close fr
- 1 = 1 close fr
- 2 = 2 close fr
- 3 = 3 close fr
- 4 = 4 or more close fr
- 9 = NA

LOCATION OF QUESTIONS USED IN THE INDEX:

Interview schedule - page #
- question #

COMPUTATION OF INDEX:

% FREQUENCY DISTRIBUTION BY SEX OF INDEX CATEGORIES:

<u>Category</u>	<u>Males</u>	<u>Females</u>
-----------------	--------------	----------------

VARIABLE NAME: NO. DATES BY AGE-SEX

CATEGORIES AND THEIR DEFINITIONS:

- 0 - No dates in previous month
 - 1 - Average number of dates for sex and age
 - 2 - More than the average # of dates for sex and age
 - 9 - NA
- 54.3%
37.0%
8.5%
0.2%

LOCATION OF QUESTIONS USED IN THE INDEX:

Interview schedule - page # 26
- question # 62 & 62A

COMPUTATION OF INDEX:

% FREQUENCY DISTRIBUTION BY SEX OF INDEX CATEGORIES:

<u>Category</u>	<u>Males</u>	<u>Females</u>
0		
1	55.2%	53.2%
2	35.8%	38.4%
	8.7%	8.2%
9	0.2%	0.3%

VARIABLE NAME: NO DATES 1 COL

CATEGORIES AND THEIR DEFINITIONS:

0 - None	54.3%
1 - One	10.0%
2 - Two	9.1%
3 - Three	7.1%
4 - Four	5.3%
5 - 5-7	7.8%
6 - 8-10	3.2%
7 - 11 or more	3.0%
9 - NA	0.2%

LOCATION OF QUESTIONS USED IN THE INDEX:

Interview schedule - page # 26
- question # 62A

COMPUTATION OF INDEX:

% FREQUENCY DISTRIBUTION BY SEX OF INDEX CATEGORIES:

<u>Category</u>	<u>Males</u>	<u>Females</u>
0	55.2%	53.2%
1	10.9%	9.0%
2	9.4%	8.7%
3	6.6%	7.7%
4	5.8%	4.8%
5	6.2%	9.8%
6	3.6%	2.6%
7	2.1%	4.0%
9	0.2%	0.3%

VARIABLE NAME: NO DIFF HOMES 1 COL

CATEGORIES AND THEIR DEFINITIONS:

1 - 00-01 homes	17.4%
2 - 02 homes	24.8%
3 - 03 homes	20.9%
4 - 04 homes	14.8%
5 - 05 homes	8.4%
6 - 06-10 homes	11.9%
7 - 11-87 homes	1.3%
8 - DK	0.0%
9 - NA	0.6%

LOCATION OF QUESTIONS USED IN THE INDEX:

Interview schedule - page # 40
- question # 95

COMPUTATION OF INDEX:

Simple reduction of two column code to a one column code.

% FREQUENCY DISTRIBUTION BY SEX OF INDEX CATEGORIES:

<u>Category</u>	<u>Males</u>	<u>Females</u>
1	17.5%	17.2%
2	24.9%	24.5%
3	22.8%	18.5%
4	13.9%	15.9%
5	6.8%	10.3%
6	11.9%	11.9%
7	1.5%	1.1%
9	0.6%	0.5%

VARIABLE NAME: NO. FORMS FOR X2.

CATEGORIES AND THEIR DEFINITIONS:

- 1 = 00-06
- 2 = 07-11
- 3 = 12-15
- 4 = 16-18
- 5 = 19-99

LOCATION OF QUESTIONS USED IN THE INDEX:

Interview schedule - page #
- question #

COMPUTATION OF INDEX:

Reduction of 2 column variable (TOTAL NO. OFFENSE FORMS). Bracketed so that new distribution approximates curve of 2 column data (i.e., a "J" curve).

% FREQUENCY DISTRIBUTION BY SEX OF INDEX CATEGORIES:

<u>Category</u>	<u>Males</u>	<u>Females</u>
-----------------	--------------	----------------

VARIABLE NAME: NO GENERATION IN COUNTRY

CATEGORIES AND THEIR DEFINITIONS:

- 1 - First Generation
 - 2 - Second Generation
 - 3 - Third Generation or more (Negroes included here)
 - 9 - NA, DK
- | | |
|--|-------|
| | 5.9% |
| | 24.4% |
| | 69.4% |
| | 0.2% |

LOCATION OF QUESTIONS USED IN THE INDEX:

Interview schedule - page # 19
- question # 41; 43; 44

COMPUTATION OF INDEX:

In considering generations in country, one of a couple (mother and father or grandmother and grandfather) qualified a respondent for being of a particular generation in America; e.g., the mother and father are born in America but one of the four grandparents is born in a foreign country. Therefore, the respondent is coded second generation.

% FREQUENCY DISTRIBUTION BY SEX OF INDEX CATEGORIES:

<u>Category</u>	<u>Males</u>	<u>Females</u>
1		
2	6.2%	5.6%
3	23.5%	25.7%
9	70.4%	68.3%
	0.0%	0.5%

VARIABLE NAME: NO. GROUPS MCA

CATEGORIES AND THEIR DEFINITIONS:

- 0 = None
- 1 = One
- 2 = Two
- 3 = Three
- 4 = Four or more
- 9 = NA

LOCATION OF QUESTIONS USED IN THE INDEX:

Interview schedule - page #
 - question #

COMPUTATION OF INDEX:

% FREQUENCY DISTRIBUTION BY SEX OF INDEX CATEGORIES:

<u>Category</u>	<u>Males</u>	<u>Females</u>
-----------------	--------------	----------------

VARIABLE NAME: NO. OFFICIAL RECORDS

CATEGORIES AND THEIR DEFINITIONS:

- 0 - No official record 93.6%
- 1 - One official record 3.8%
- 2 - Two official records 1.4%
- 3 - Three official records 0.6%
- 4 - Four official records 0.2%
- 5 - Five official records 0.0%
- 6 - six official records 0.4%

LOCATION OF QUESTIONS USED IN THE INDEX:

Interview schedule - page #
 - question #

COMPUTATION OF INDEX:

Number of records (no one exceeds six records) found in police files in the 1969 search of the official records. This includes records respondents compiled both before and after their 1967 interviews.

% FREQUENCY DISTRIBUTION BY SEX OF INDEX CATEGORIES:

<u>Category</u>	<u>Males</u>	<u>Females</u>
0	91.3%	
1	4.9%	96.6%
2	2.3%	2.4%
3	0.9%	0.3%
4	0.0%	0.3%
5	0.0%	0.5%
6	0.6%	0.0%

VARIABLE NAME: NO 2 OR 3 IN SERIOUSNESS

CATEGORIES AND THEIR DEFINITIONS:

LOCATION OF QUESTIONS USED IN THE INDEX:

Interview schedule - page # 30
 - question # 79

COMPUTATION OF INDEX:

Sum of all offense forms on which coders evaluated seriousness as being in the 2 or 3 categories.

% FREQUENCY DISTRIBUTION BY SEX OF INDEX CATEGORIES:

<u>Category</u>	<u>Males</u>	<u>Females</u>
-----------------	--------------	----------------

VARIABLE NAME: % NONWHITE 62 CCDB 1 COL

CATEGORIES AND THEIR DEFINITIONS:

0 - 00.0-00.7%	14.6%
1 - 00.8-02.5%	13.5%
2 - 02.6-04.8%	15.3%
- 04.9-07.5%	8.9%
4 - 07.6-11.0%	12.3%
5 - 11.1-14.8%	11.0%
6 - 14.9-22.2%	9.1%
7 - 22.3-35.0%	8.1%
8 - 35.1-99.8%	7.2%

LOCATION OF QUESTIONS USED IN THE INDEX:

Interview schedule - page #
 - question #

COMPUTATION OF INDEX:

% FREQUENCY DISTRIBUTION BY SEX OF INDEX CATEGORIES:

<u>Category</u>	<u>Males</u>	<u>Females</u>
0	14.5%	14.8%
1	12.4%	14.8%
2	18.1%	11.9%
3	7.5%	10.6%
4	11.3%	13.5%
5	9.8%	12.4%
6	10.0%	7.9%
7	8.5%	7.7%
8	7.9%	6.3%

VARIABLE NAME: NUMBER OF BROTHERS

CATEGORIES AND THEIR DEFINITIONS:

0 - 0	24.2%
1 - 1	34.2%
2 - 2	22.0%
3 - 3	11.3%
4 - 4	5.3%
5 - 5	1.3%
6 - 6	1.3%
7 - 7 or more	0.4%

LOCATION OF QUESTIONS USED IN THE INDEX:

Interview schedule - page #
- question #

COMPUTATION OF INDEX:

% FREQUENCY DISTRIBUTION BY SEX OF INDEX CATEGORIES:

Category	Males	Females
0	27.5%	20.1%
1	32.0%	37.0%
2	22.0%	22.0%
3	9.8%	13.2%
4	5.8%	4.8%
5	1.3%	1.3%
6	1.3%	1.3%
7	0.4%	0.3%

VARIABLE NAME: NUMBER OF GROUPS MENTION

CATEGORIES AND THEIR DEFINITIONS:

0 - None	20.1%
1 - One	22.4%
2 - Two	22.4%
3 - Three	15.4%
4 - Four	9.5%
5 - Five or more	10.1%

LOCATION OF QUESTIONS USED IN THE INDEX:

Interview schedule - page #29
- question # 72

COMPUTATION OF INDEX:

Changed from code book upper limit of eight or more.

% FREQUENCY DISTRIBUTION BY SEX OF INDEX CATEGORIES:

Category	Males	Females
0		
1	22.8%	16.7%
2	23.2%	21.4%
3	21.3%	24.1%
4	15.1%	15.6%
5	8.7%	10.3%
	8.7%	12.0%

VARIABLE NAME: NUMBER OF SISTERS

CATEGORIES AND THEIR DEFINITIONS:

0 - None	26.0%
1 - One	33.6%
2 - Two	21.3%
3 - Three	11.6%
4 - Four	4.1%
5 - Five	2.0%
6 - Six	0.8%
7 - Seven	0.5%
8 - Eight or more	0.1%

LOCATION OF QUESTIONS USED IN THE INDEX:

Interview schedule - page #
- question #

COMPUTATION OF INDEX:% FREQUENCY DISTRIBUTION BY SEX OF INDEX CATEGORIES:

<u>Category</u>	<u>Males</u>	<u>Females</u>
0	25.2%	27.0%
1	35.6%	31.2%
2	20.3%	22.5%
3	10.9%	12.4%
4	4.9%	3.2%
5	2.1%	1.9%
6	0.6%	1.1%
7	0.2%	0.3%
8	0.2%	0.0%

VARIABLE NAME: OCC AFTER SCHOOL W-B

CATEGORIES AND THEIR DEFINITIONS:

0 - Not in labor force	5.2%
1 - Upper white collar	71.4%
2 - Lower white collar	0.2%
3 - Upper blue collar	4.0%
4 - Lower blue collar	12.3%
9 - NA	6.8%

LOCATION OF QUESTIONS USED IN THE INDEX:

Interview schedule - page # 35
- question # 87

COMPUTATION OF INDEX:% FREQUENCY DISTRIBUTION BY SEX OF INDEX CATEGORIES:

<u>Category</u>	<u>Males</u>	<u>Females</u>
0	3.4%	7.4%
1	68.0%	75.7%
2	0.4%	0.0%
3	6.0%	1.6%
4	14.9%	9.0%
9	7.2%	6.3%

VARIABLE NAME: OFFENSES PRIOR MEDIAN

CATEGORIES AND THEIR DEFINITIONS:

LOCATION OF QUESTIONS USED IN THE INDEX:

Interview schedule - page # 31
- question #

COMPUTATION OF INDEX:

The median date for offenses committed by persons caught by the police was computed (July 1966). Then the number of offenses committed prior to this date (as found on the offense forms) was computed for each respondent.

% FREQUENCY DISTRIBUTION BY SEX OF INDEX CATEGORIES:

<u>Category</u>	<u>Males</u>	<u>Females</u>
-----------------	--------------	----------------

VARIABLE NAME: ORG ST ACTIVITIES 1 COL

CATEGORIES AND THEIR DEFINITIONS:

0 - Inap (no spare time activities coded)	0.2%
1 - Predominately tightly organized	27.9%
2 - Predominately moderately organized	33.9%
3 - Predominately unorganized	18.9%
4 - Predominately solitary	9.7%
5 - Mixed organizational types	9.0%
9 - NA	0.5%

LOCATION OF QUESTIONS USED IN THE INDEX:

Interview schedule - page # 29
- question # 73

COMPUTATION OF INDEX:

Predominately means consensus on 2 out of 3 responses or if there are only two responses and they differ the first response is chosen (assuming that first mentions are the most important).

% FREQUENCY DISTRIBUTION BY SEX OF INDEX CATEGORIES:

<u>Category</u>	<u>Males</u>	<u>Females</u>
0	0.2%	0.3%
1	38.4%	14.8%
2	29.0%	39.9%
3	16.4%	22.0%
4	8.1%	11.6%
5	7.2%	11.1%
9	0.6%	0.3%

VARIABLE NAME: ORG ST ACTIVITIES MCA

CATEGORIES AND THEIR DEFINITIONS:

- 1 = Predominately tightly organized
- 2 = Predominately moderately organized
- 3 = Predominately unorganized
- 4 = Predominately solitary
- 5 = Mixed organizational types
- 9 = INAP, & NA

LOCATION OF QUESTIONS USED IN THE INDEX:

Interview schedule - page #
- question #

COMPUTATION OF INDEX:

% FREQUENCY DISTRIBUTION BY SEX OF INDEX CATEGORIES:

<u>Category</u>	<u>Males</u>	<u>Females</u>
-----------------	--------------	----------------

VARIABLE NAME: 2 OR MORE BRO, SIS

CATEGORIES AND THEIR DEFINITIONS:

- | | |
|-----------------------------|-------|
| 0 - An only child | 0.1% |
| 1 - 2 or more brothers only | 0.0% |
| 2 - 2 or more sisters only | 16.9% |
| 3 - Other | 83.0% |

LOCATION OF QUESTIONS USED IN THE INDEX:

Interview schedule - page # 7
- question # 11

COMPUTATION OF INDEX:

% FREQUENCY DISTRIBUTION BY SEX OF INDEX CATEGORIES:

<u>Category</u>	<u>Males</u>	<u>Females</u>
0	0.0%	0.3%
1	0.0%	0.0%
2	18.1%	15.3%
3	81.9%	84.4%

VARIABLE NAME: % OVER 65 67 CCDB 1 COL

CATEGORIES AND THEIR DEFINITIONS:

0 -	05.0-07.1%	10.5%
1 -	07.2-07.6%	12.2%
2 -	07.7-08.7%	13.7%
3 -	08.8-09.2%	17.0%
4 -	09.3-09.5%	10.3%
5 -	09.6-11.0%	11.6%
6 -	11.1-11.5%	9.1%
7 -	11.6-99.8%	15.7%

LOCATION OF QUESTIONS USED IN THE INDEX:

Interview schedule - page #
- question #

COMPUTATION OF INDEX:

% FREQUENCY DISTRIBUTION BY SEX OF INDEX CATEGORIES:

<u>Category</u>	<u>Males</u>	<u>Females</u>
0	9.8%	11.4%
1	12.6%	11.6%
2	14.1%	13.2%
3	14.9%	19.6%
4	10.2%	10.3%
5	14.5%	7.9%
6	8.3%	10.1%
7	15.6%	15.9%

VARIABLE NAME: % OWNER OCC UNITS 1 COL

CATEGORIES AND THEIR DEFINITIONS:

1 -	00.0-50.0%	11.1%
2 -	50.1-60.0%	21.5%
3 -	60.1-65.0%	17.5%
4 -	65.1-70.0%	25.7%
5 -	70.1-80.0%	24.2%

LOCATION OF QUESTIONS USED IN THE INDEX:

Interview schedule - page # None
- question # None

COMPUTATION OF INDEX:

See code book cards 47 thru 50 for source. Above distributed to approximate normality.

% FREQUENCY DISTRIBUTION BY SEX OF INDEX CATEGORIES:

<u>Category</u>	<u>Males</u>	<u>Females</u>
1	12.6%	9.3%
2	21.3%	21.7%
3	16.2%	19.0%
4	24.1%	27.8%
5	25.8%	22.2%

VARIABLE NAME: PAIN AND MOODINESS

CATEGORIES AND THEIR DEFINITIONS:

1 - A lot of pain and very moody	3.1%
2 - A lot or a little pain and a little or very moody	12.9%
3 - A lot or a little pain or a little or very moody	15.8%
4 - Started to menstruate but no pain or moodiness	9.8%
5 - Girl who hasn't started to menstruate yet	3.2%
6 - Boy	55.4%

LOCATION OF QUESTIONS USED IN THE INDEX:

Interview schedule - page # 37
- question # 89H & 89J

COMPUTATION OF INDEX:

% FREQUENCY DISTRIBUTION BY SEX OF INDEX CATEGORIES:

Category	Males	Females
1		6.9%
2		28.6%
3		35.4%
4		22.0%
5		7.1%
6	100%	

VARIABLE NAME: PARENT COMPOSITION

CATEGORIES AND THEIR DEFINITIONS:

0 - Real mother, real father	2.5%
1 - Real mother, real father	78.4%
2 - Real mother only	9.4%
3 - No real mother (only qualifying characteristic -- father, stepfather variable)	1.1%
4 - No real mother (only qualifying characteristic -- father, stepfather variable)	0.8%
5 - No real mother (only qualifying characteristic -- father, stepfather variable)	1.8%
6 - Real mother, stepfather	5.9%
9 - NA	0.1%

LOCATION OF QUESTIONS USED IN THE INDEX:

Interview schedule - page # 7
- question # 12

COMPUTATION OF INDEX:

% FREQUENCY DISTRIBUTION BY SEX OF INDEX CATEGORIES:

Category	Males	Females
0	1.9%	3.2%
1	78.3%	78.6%
2	10.9%	7.7%
3	0.9%	1.3%
4	0.6%	1.1%
5	1.9%	1.6%
6	5.5%	6.3%
9	0.0%	0.3%

VARIABLE NAME: PARENTAL RESTRAINT

CATEGORIES AND THEIR DEFINITIONS:

LOCATION OF QUESTIONS USED IN THE INDEX:

Interview schedule - page # 21
 - question # 48

COMPUTATION OF INDEX:

Items that went into this index were generated in factor analysis of the Family Sort. Two items went into this index.

A Z score was computed for each item and weighted by the factor loading of that item. The resultant item scores were summed for an individual score.

Items: My father tells me how to spend my spare time. (.72477)
 My mother tells me how to spend my spare time. (.73919)

% FREQUENCY DISTRIBUTION BY SEX OF INDEX CATEGORIES:

Category	Males	Females
----------	-------	---------

VARIABLE NAME: PARENTAL RESTRAINT 1 COL

CATEGORIES AND THEIR DEFINITIONS:

1 - 6.00-6.99	22.4%
2 - 4.76-5.99	30.8%
3 - 3.50-4.75	25.6%
4 - 1.50-3.49	13.7%
9 - NA	7.4%

LOCATION OF QUESTIONS USED IN THE INDEX:

Interview schedule - page # 21
 - question # 48

COMPUTATION OF INDEX:

Simple reduction of the three column parental restraint index.

% FREQUENCY DISTRIBUTION BY SEX OF INDEX CATEGORIES:

Category	Males	Females
1	22.6%	22.2%
2	29.0%	33.1%
3	25.6%	25.7%
4	14.9%	12.2%
9	7.9%	6.9%

VARIABLE NAME: PARENT RES DISCREPANCY

CATEGORIES AND THEIR DEFINITIONS:

0 - Father high restraint, mother low	0.5%
1	1.1%
2	2.7%
3	12.4%
4 - Father and mother equal restraint	47.3%
5	18.4%
6	6.8%
7	2.8%
8 - Mother high restraint, father low	0.5%
9 - NA	7.4%

LOCATION OF QUESTIONS USED IN THE INDEX:

Interview schedule - page #21
- question #48

COMPUTATION OF INDEX:

$$\left(\begin{array}{l} \text{My father tells me how} \\ \text{to spend my spare time} \end{array} \right) - \left(\begin{array}{l} \text{My mother tells me how} \\ \text{to spend my spare time} \end{array} \right) + 4$$

Note that in Category 4 above the parental restraint is equal but the level is unspecified. It could be mother and father high, medium, or low restraint. The variable PARENT RES DOMINANCE makes this distinction.

% FREQUENCY DISTRIBUTION BY SEX OF INDEX CATEGORIES:

Category	Males	Females
0	0.6%	0.3%
1	1.9%	0.0%
2	3.4%	1.9%
3	15.8%	8.2%
4	51.0%	42.9%
5	13.4%	24.6%
6	4.5%	9.8%
7	1.5%	4.5%
8	0.0%	1.1%
9	7.9%	6.9%

VARIABLE NAME: PARENT RES DOMINANCE

CATEGORIES AND THEIR DEFINITIONS:

1 - Mother and father high restraint	12.0%
2 - Mother and father medium restraint	28.2%
3 - Mother and father low restraint	37.9%
4 - Father high restraint dominance	3.9%
5 - Father medium restraint dominance	0.4%
6 - Mother medium restraint dominance	3.1%
7 - Mother high restraint dominance	7.1%
9 - NA	7.4%

LOCATION OF QUESTIONS USED IN THE INDEX:

Interview schedule - page #21
- question #48

COMPUTATION OF INDEX:

Built from the following matrix:

My mother tells me how to spend my spare time

		1	2	3	4	5	9
My father tells me how to spend my spare time.	1	1	1	4	4	4	9
	2	1	1	2	4	4	9
	3	7	2	2	2	5	9
	4	7	7	2	3	3	9
	5	7	7	6	3	3	9
	9	9	9	9	9	9	9

% FREQUENCY DISTRIBUTION BY SEX OF INDEX CATEGORIES:

Category	Males	Females
1	13.6%	10.1%
2	28.6%	27.8%
3	38.0%	37.8%
4	5.5%	1.9%
5	0.4%	0.3%
6	1.9%	4.5%
7	4.1%	10.8%
9	7.9%	6.9%

VARIABLE NAME: PAR RES DISC REDUCED

CATEGORIES AND THEIR DEFINITIONS:

1 = 0-2	4.3%
2 = 3	13.5%
3 = 4	51.4%
4 = 5	20.0%
5 = 6-8	11.0%

LOCATION OF QUESTIONS USED IN THE INDEX:

Interview schedule - page #21
- question #48

COMPUTATION OF INDEX:

Reduction of the variable PARENT RES DISCREPANCY. Recoding was as follows:

<u>PARENT RES DISCREPANCY</u> <u>Code</u>	<u>PAR RES DISC REDUCED</u> <u>Code</u>
0	1
1	1
2	1
3	2
4	3
5	4
6	5
7	5
8	5
9	5

Distributed at random in categories 2 to 5 above

% FREQUENCY DISTRIBUTION BY SEX OF INDEX CATEGORIES:

<u>Category</u>	<u>Males</u>	<u>Females</u>
1	6.0%	2.1%
2	16.6%	9.5%
3	55.9%	45.8%
4	14.5%	26.7%
5	7.0%	15.9%

VARIABLE NAME: PAR RES DOM REDUCED

CATEGORIES AND THEIR DEFINITIONS:

1 = 1	13.0%
2 = 2	30.5%
3 = 3	41.0%
4 = 4-5	4.0%
5 = 6-7	11.0%

LOCATION OF QUESTIONS USED IN THE INDEX:

Interview schedule - page #21
- question #48

COMPUTATION OF INDEX:

Reduction of the variable PARENT RES DOMINANCE. Recoding was as follows:

<u>PARENT RES DOMINANCE</u> <u>Code</u>	<u>PAR RES DOM REDUCE</u> <u>Code</u>
1	1
2	2
3	3
4	4
5	4
6	5
7	5
9	5

Distributed at random in the above five categories

% FREQUENCY DISTRIBUTION BY SEX OF INDEX CATEGORIES:

<u>Category</u>	<u>Males</u>	<u>Females</u>
1	14.5%	11.1%
2	31.1%	29.6%
3	41.2%	40.7%
4	6.4%	2.4%
5	6.8%	16.1%

VARIABLE NAME: P-ASPIR WANT

CATEGORIES AND THEIR DEFINITIONS:

0 - 00-09	1.1%
1 - 10-19	7.0%
2 - 20-29	2.7%
3 - 30-39	2.1%
4 - 40-49	6.0%
5 - 50-59	6.1%
6 - 60-69	8.4%
7 - 70-79	9.7%
8 - 80-98	42.7%
9 - NA	14.2%

LOCATION OF QUESTIONS USED IN THE INDEX:

Interview schedule - page # 22 or 23
 - question # 49C & D or 51C & D

COMPUTATION OF INDEX:

Recoding of highest occupation (Duncan code) R perceives either mother or father having for R.

% FREQUENCY DISTRIBUTION BY SEX OF INDEX CATEGORIES:

Category	Males	Females
0	1.1%	1.1%
1	7.7%	6.1%
2	2.8%	2.6%
3	2.1%	2.1%
4	4.9%	7.4%
5	7.0%	5.0%
6	7.2%	9.8%
7	10.0%	9.3%
8	42.2%	43.4%
9	14.9%	13.2%

VARIABLE NAME: PEER GROUP AT SCHOOL

CATEGORIES AND THEIR DEFINITIONS:

LOCATION OF QUESTIONS USED IN THE INDEX:

Interview schedule - page # 5
 - question # 6

COMPUTATION OF INDEX:

Items in index were generated by factor analysis. No sex differences. Five items in index.

A Z score was computed for each item and weighted by the factor loading of that item. The resultant item scores were summed for an individual score.

- Items: The kids I hang around with are there. (.61293)
- Most of the kids at my school are a good bunch of kids. (.57600)
- School is a good place to meet the kind of kids that I enjoy dating. (.61713)
- School gives me a chance to be with people my own age and do things that are fun. (.62410)
- I am popular at school. (.54825)

% FREQUENCY DISTRIBUTION BY SEX OF INDEX CATEGORIES:

Category	Males	Females
----------	-------	---------

VARIABLE NAME: PEER GROUP SCH 1 COL

CATEGORIES AND THEIR DEFINITIONS:

1 - 8.1-11.5	18.5%
2 - 6.1- 8.0	30.5%
3 - 4.1- 6.0	32.9%
4 - 1.2- 4.0	17.6%
9 - NA	0.5%

LOCATION OF QUESTIONS USED IN THE INDEX:

Interview schedule - page # 5
- question # 6

COMPUTATION OF INDEX:

Simple reduction of the three column code.

% FREQUENCY DISTRIBUTION BY SEX OF INDEX CATEGORIES:

<u>Category</u>	<u>Males</u>	<u>Females</u>
1	16.8%	20.6%
2	32.4%	28.0%
3	32.8%	33.1%
4	17.1%	18.3%
9	0.9%	0.0%

VARIABLE NAME: PER CAP ED EXPEND 1 COL

CATEGORIES AND THEIR DEFINITIONS:

1 - Less than \$70	18.2%
2 - \$ 70-\$ 80	9.3%
3 - \$ 81-\$ 90	13.9%
4 - \$ 91-\$100	11.3%
5 - \$101-\$110	13.7%
6 - \$111-\$130	17.1%
7 - Above \$130	16.4%

LOCATION OF QUESTIONS USED IN THE INDEX:

Interview schedule - page # None
- question # None

COMPUTATION OF INDEX:

See code book cards 47 thru 50 for source. Above distributed to approximate normality.

% FREQUENCY DISTRIBUTION BY SEX OF INDEX CATEGORIES:

<u>Category</u>	<u>Males</u>	<u>Females</u>
1	18.8%	17.5%
2	8.3%	10.6%
3	14.3%	13.5%
4	10.9%	11.9%
5	13.6%	13.8%
6	19.0%	14.6%
7	15.1%	18.0%

VARIABLE NAME: PER CAP HEALTH HOS 1 COL

CATEGORIES AND THEIR DEFINITIONS:

0 - \$0	9.6%
1 - \$1	11.2%
2 - \$2	10.7%
3 - \$3-\$5	4.3%
4 - \$6-\$8	7.1%
5 - \$9-\$10	14.0%
6 - \$11-\$15	8.5%
7 - \$16-\$20	18.8%
8 - \$21-\$30	9.6%
9 - \$31-\$54	6.3%

LOCATION OF QUESTIONS USED IN THE INDEX:

Interview schedule - page #
- question #

COMPUTATION OF INDEX:

% FREQUENCY DISTRIBUTION BY SEX OF INDEX CATEGORIES:

Category	Males	Females
0	8.3%	11.1%
1	10.4%	12.2%
2	11.7%	9.5%
3	3.4%	5.3%
4	8.3%	5.6%
5	13.9%	14.3%
6	9.4%	7.4%
7	18.1%	19.6%
8	9.6%	9.5%
9	6.8%	5.6%

VARIABLE NAME: PER CAP POLICE PRO 1 COL

CATEGORIES AND THEIR DEFINITIONS:

0 - \$ 1-\$ 3	11.8%
1 - \$ 4-\$ 5	16.9%
2 - \$ 6-\$ 7	13.3%
3 - \$ 8-\$ 9	12.9%
4 - \$10	8.7%
5 - \$11-\$15	14.0%
6 - \$16-\$20	13.9%
7 - \$21-\$25	5.5%
8 - Above \$25	2.8%

LOCATION OF QUESTIONS USED IN THE INDEX:

Interview schedule - page # None
- question # None

COMPUTATION OF INDEX:

See code book cards 47 thru 50 for source. Above distributed to approximate normality.

% FREQUENCY DISTRIBUTION BY SEX OF INDEX CATEGORIES:

Category	Males	Females
0	12.4%	11.1%
1	15.8%	18.5%
2	13.2%	13.5%
3	13.9%	11.6%
4	8.5%	9.0%
5	14.7%	13.2%
6	12.8%	15.3%
7	6.0%	5.0%
8	2.8%	2.9%

VARIABLE NAME: PER CAP PDA WEL I COL

CATEGORIES AND THEIR DEFINITIONS:

0 - 00-\$0000	17.2%
1 - 01-\$0005	22.2%
2 - 06-\$0010	9.0%
3 - 11-\$0015	14.3%
4 - 16-\$0020	8.0%
5 - 21-\$0025	3.7%
6 - 26-\$0030	6.0%
7 - 31-\$0035	3.9%
8 - 36-\$9993	15.7%

LOCATION OF QUESTIONS USED IN THE INDEX:

Interview schedule - page #
- question #

COMPUTATION OF INDEX:

% FREQUENCY DISTRIBUTION BY SEX OF INDEX CATEGORIES:

<u>Category</u>	<u>Males</u>	<u>Females</u>
0	18.1%	16.1%
1	20.9%	23.1%
2	8.7%	9.4%
3	14.9%	13.5%
4	7.9%	8.2%
5	3.6%	3.7%
6	6.4%	5.1%
7	4.1%	3.7%
8	15.4%	16.1%

VARIABLE NAME: PERCEIVED FEMINITY

CATEGORIES AND THEIR DEFINITIONS:

LOCATION OF QUESTIONS USED IN THE INDEX:

Interview schedule - page # 6; 29
- question # 8; 74

COMPUTATION OF INDEX:

Items derived from a factor analysis were used from the semantic differential format "IDEAL GIRL" and "MYSELF" to compute a standard D score for boys.

girls

% FREQUENCY DISTRIBUTION BY SEX OF INDEX CATEGORIES:

<u>Category</u>	<u>Males</u>	<u>Females</u>
-----------------	--------------	----------------

VARIABLE NAME: PERCEIVED INOCUENITY

CATEGORIES AND THEIR DEFINITIONS:

LOCATION OF QUESTIONS USED IN THE INDEX:

Interview schedule - page # 6; 29
- question # 7; 74

COMPUTATION OF INDEX:

Items derived from a factor analysis were used from the semantic differential format "IDEAL BOY" and "MYSELF" to compute a standard D score for boys.

% FREQUENCY DISTRIBUTION BY SEX OF INDEX CATEGORIES:

<u>Category</u>	<u>Males</u>	<u>Females</u>
-----------------	--------------	----------------

VARIABLE NAME: PERCEPTION OF RISK

CATEGORIES AND THEIR DEFINITIONS:

LOCATION OF QUESTIONS USED IN THE INDEX:

Interview schedule - page # 30
- question # 78

COMPUTATION OF INDEX:

Took an average of the 17 items scored by the respondents.

for "Get caught"

% FREQUENCY DISTRIBUTION BY SEX OF INDEX CATEGORIES:

<u>Category</u>	<u>Males</u>	<u>Females</u>
-----------------	--------------	----------------

VARIABLE NAME: PERCEIVED RISK

CATEGORIES AND THEIR DEFINITIONS:

1 - 0.00-1	6.8%
2 - 1.01-2	21.8%
3 - 2.01-3	19.0%
4 - 3.01-4	16.2%
5 - 4.01-5	12.5%
6 - 5.01-6	11.5%
7 - 6.01-7	6.8%
8 - 7.01-9.98	5.3%

LOCATION OF QUESTIONS USED IN THE INDEX:

Interview schedule - page # 30
- question # 76

COMPUTATION OF INDEX:

Perceived risk of delinquency reduced to a single column code.

% FREQUENCY DISTRIBUTION BY SEX OF INDEX CATEGORIES:

Category	Males	Females
1	8.1%	5.3%
2	24.1%	19.0%
3	19.8%	18.0%
4	14.5%	18.3%
5	11.9%	13.2%
6	10.7%	12.7%
7	5.3%	8.7%
8	5.5%	5.0%

VARIABLE NAME: POLICE CONTACTS

CATEGORIES AND THEIR DEFINITIONS:

0 - No police apprehensions	91.1%
1 - One police apprehensions	5.9%
2 - Two police apprehensions	2.1%
3 - Three police apprehensions	0.7%
4 - Four police apprehensions	0.0%
5 - Five police apprehensions	0.1%

LOCATION OF QUESTIONS USED IN THE INDEX:

Interview schedule - page #
- question #

COMPUTATION OF INDEX:

All offense forms were checked to determine if someone had committed an offense whether he had been apprehended by police authorities.

The category 'no police apprehensions' includes persons who had committed no offenses and persons committing offenses but going unapprehended.

% FREQUENCY DISTRIBUTION BY SEX OF INDEX CATEGORIES:

Category	Males	Females
0	87.0%	96.3%
1	8.5%	2.6%
2	3.0%	1.1%
3	1.3%	0.0%
4	0.0%	0.0%
5	0.2%	0.0%

VARIABLE NAME: POP/REUS UNIT 1 COL

CATEGORIES AND THEIR DEFINITIONS:

0 - 2.7-2.9	5.8%
1 - 3.0	6.6%
2 - 3.1	10.2%
3 - 3.2	17.9%
4 - 3.3	20.1%
5 - 3.4	19.4%
6 - 3.5	7.8%
7 - 3.6-3.7	7.2%
8 - 3.8-3.9	4.8%

LOCATION OF QUESTIONS USED IN THE INDEX:

Interview schedule - page # None
- question # None

COMPUTATION OF INDEX:

See code book cards 47 thru 50 for source. Above distributed to approximate normality.

% FREQUENCY DISTRIBUTION BY SEX OF INDEX CATEGORIES:

Category	Males	Females
0	4.9%	6.9%
1	5.6%	8.7%
2	10.4%	9.7%
3	19.6%	15.9%
4	18.6%	22.1%
5	20.3%	18.3%
6	8.5%	6.4%
7	6.4%	8.7%
8	5.5%	4.6%

VARIABLE NAME: POP/SQ MI 1 COL

CATEGORIES AND THEIR DEFINITIONS:

0 - 2- 33	14.8%
1 - 34- 65	11.8%
2 - 66- 107	12.9%
3 - 108- 370	15.6%
4 - 301- 475	11.8%
5 - 476-1000	8.4%
6 - 1001-1400	6.6%
7 - 1401-2000	11.9%
8 - Above 2000	7.1%

LOCATION OF QUESTIONS USED IN THE INDEX:

Interview schedule - page # None
- question # None

COMPUTATION OF INDEX:

See code book cards 47 thru 50 for source. Above distributed to approximate normality.

% FREQUENCY DISTRIBUTION BY SEX OF INDEX CATEGORIES:

Category	Males	Females
0	15.8%	13.5%
1	10.9%	13.0%
2	13.4%	12.2%
3	15.8%	14.0%
4	12.4%	11.1%
5	7.0%	10.1%
6	6.2%	6.6%
7	10.4%	13.6%
8	8.1%	5.8%

VARIABLE NAME: POTENCY

CATEGORIES AND THEIR DEFINITIONS:

LOCATION OF QUESTIONS USED IN THE INDEX:

Interview schedule - page # 29
- question # 74

COMPUTATION OF INDEX:

Items generated from an earlier factor analysis. Mean of "MYSELF" items for sturdiness, delicateness (reversed), strength, bravery, helplessness (reversed). Multiplied by 100 to eliminate decimal places.

% FREQUENCY DISTRIBUTION BY SEX OF INDEX CATEGORIES:

<u>Category</u>	<u>Males</u>	<u>Females</u>
-----------------	--------------	----------------

VARIABLE NAME: POTENCY 1 COL

CATEGORIES AND THEIR DEFINITIONS:

1 -	000 - 200	7.1%
2 -	201 - 210	11.2%
3 -	251 - 300	21.6%
4 -	301 - 350	17.2%
5 -	351 - 400	23.4%
6 -	401 - 450	11.3%
7 -	451 - 998	8.0%
9 -	999	0.1%

LOCATION OF QUESTIONS USED IN THE INDEX:

Interview schedule - page # 29
- question # 74

COMPUTATION OF INDEX:

Simple reduction of 3 column variable POTENCY.

% FREQUENCY DISTRIBUTION BY SEX OF INDEX CATEGORIES:

<u>Category</u>	<u>Males</u>	<u>Females</u>
1	10.9%	2.4%
2	16.6%	4.5%
3	27.5%	14.3%
4	18.6%	15.6%
5	19.6%	28.0%
6	4.7%	19.6%
7	2.1%	15.3%
9	0.0%	0.3%

VARIABLE NAME: POTENCY SELF-LIKE 1 CQL

CATEGORIES AND THEIR DEFINITIONS:

1 -	000-160	14.6%
2 -	161-240	19.5%
3 -	241-320	21.5%
4 -	321-400	15.3%
5 -	401-480	10.7%
6 -	481-560	7.6%
7 -	561-9998	9.6%
9 -	9999	1.2%

LOCATION OF QUESTIONS USED IN THE INDEX:

Interview schedule - page # 29
- question # 74, 75

COMPUTATION OF INDEX:

Simple reduction of the 4 column variable POTENCY SELF-LIKE TO BE.

% FREQUENCY DISTRIBUTION BY SEX OF INDEX CATEGORIES:

<u>Category</u>	<u>Males</u>	<u>Females</u>
1	12.4%	17.5%
2	18.8%	20.4%
3	21.7%	21.2%
4	15.6%	15.1%
5	13.2%	7.7%
6	7.9%	7.1%
7	9.0%	10.3%
9	1.5%	0.8%

VARIABLE NAME: POTENCY SELF-LIKE TO BE

CATEGORIES AND THEIR DEFINITIONS:

LOCATION OF QUESTIONS USED IN THE INDEX:

Interview schedule - page #29
- question #74, 75

COMPUTATION OF INDEX:

Items generated from an earlier factor analysis. Items sturdiness, delicateness, strength, bravery, helplessness were computed in a standard D score (from semantic differential format for MYSELF and MYSELF AS I WOULD LIKE TO BE NOW).

% FREQUENCY DISTRIBUTION BY SEX OF INDEX CATEGORIES:

<u>Category</u>	<u>Males</u>	<u>Females</u>
-----------------	--------------	----------------

VARIABLE NAME: PROJECTIVE FUTURE SES

CATEGORIES AND THEIR DEFINITIONS:

LOCATION OF QUESTIONS USED IN THE INDEX:

Interview schedule - page #
- question #

COMPUTATION OF INDEX:

$$\frac{\sum (\text{Avg. family item} - \text{Comparable future family item})}{8 \text{ (or no. with no missing data)}} + 7$$

1. FREQUENCY DISTRIBUTION BY SEX OF INDEX CATEGORIES:

<u>Category</u>	<u>Males</u>	<u>Females</u>
-----------------	--------------	----------------

VARIABLE NAME: PROJ FUTURE SES 1 COL

CATEGORIES AND THEIR DEFINITIONS:

- 1 = 00.0-05.9
- 2 = 05.9-06.9
- 3 = 06.9-07.9
- 4 = 07.9-08.9
- 5 = 08.9 and up
- 9 = NA

LOCATION OF QUESTIONS USED IN THE INDEX:

Interview schedule - page #
- question #

COMPUTATION OF INDEX:

Simple reduction of the three column projective future SES variable.

2. FREQUENCY DISTRIBUTION BY SEX OF INDEX CATEGORIES:

<u>Category</u>	<u>Males</u>	<u>Females</u>
-----------------	--------------	----------------

VARIABLE NAME: % FOL ASSIST 64 1 COL

CATEGORIES AND THEIR DEFINITIONS:

0 -	0.0-2.0%	9.6%
1 -	2.1-2.6%	10.4%
2 -	2.7-3.1%	7.9%
3 -	3.2-3.6%	12.5%
4 -	3.7-4.1%	21.5%
5 -	4.2-4.6%	8.1%
6 -	4.7-5.1%	2.2%
7 -	5.2-7.0%	15.7%
8 -	More than 7.0%	7.3%
9 -	NA	4.7%

LOCATION OF QUESTIONS USED IN THE INDEX:

Interview schedule - page # None
- question # None

COMPUTATION OF INDEX:

See code book cards 47 thru 50 for source. Above distributed to approximate normality.

% FREQUENCY DISTRIBUTION BY SEX OF INDEX CATEGORIES:

<u>Category</u>	<u>Males</u>	<u>Females</u>
0	10.2%	8.7%
1	9.2%	11.9%
2	7.2%	8.7%
3	12.4%	12.7%
4	23.2%	19.3%
5	8.1%	8.2%
6	1.9%	2.6%
7	14.3%	17.5%
8	7.9%	6.6%
9	5.5%	3.7%

VARIABLE NAME: RACE - W. COLLAR INTER

CATEGORIES AND THEIR DEFINITIONS:

<u>Codes</u>	<u>Race</u>	<u>% White Collar</u>	
1	White	0.0 - 35.0%	26.6%
2	White	35.1% - 45.0%	32.6%
3	White	45.1% and up	27.6%
4	Non-white	0.0 - 35.0%	4.4%
5	Non-white	35.1% - 45.0%	5.4%
6	Non-white	45.1% and up	3.3%
9	NA		0.1%

LOCATION OF QUESTIONS USED IN THE INDEX:

Interview schedule - page #
- question #

COMPUTATION OF INDEX:

% FREQUENCY DISTRIBUTION BY SEX OF INDEX CATEGORIES:

<u>Category</u>	<u>Males</u>	<u>Females</u>
1	26.7%	26.5%
2	32.0%	33.3%
3	28.1%	27.0%
4	5.1%	3.4%
5	4.5%	6.6%
6	3.4%	3.2%
9	0.2%	0.0%

VARIABLE NAME: RATIO OF BEST-WORST-SET

CATEGORIES AND THEIR DEFINITIONS:

LOCATION OF QUESTIONS USED IN THE INDEX:

Interview schedule - page # 22 or 23
- question # 49 & 49A & 49B or 51 & 51A & 51B

COMPUTATION OF INDEX:

$$1000 \left[\frac{(\text{Best Job Duncan code}) - (\text{Worst Job Duncan code})}{(\text{Best Job Duncan}) - (\text{Job Sattle for Duncan})} \right]$$

% FREQUENCY DISTRIBUTION BY SEX OF INDEX CATEGORIES:

<u>Category</u>	<u>Males</u>	<u>Females</u>
-----------------	--------------	----------------

VARIABLE NAME: RATIO BEST-WORST-SET 1 C

CATEGORIES AND THEIR DEFINITIONS:

0 - -999-1.000	13.9%
1 - 0-300	22.1%
2 - 301-900	28.6%
3 - 901-9998	17.3%
9 - NA	23.1%

LOCATION OF QUESTIONS USED IN THE INDEX:

Interview schedule - page # 22 or 23
- question # 49, 49A, 49B or 51, 51A, 51B

COMPUTATION OF INDEX:

Simple reduction of four column code.

% FREQUENCY DISTRIBUTION BY SEX OF INDEX CATEGORIES:

<u>Category</u>	<u>Males</u>	<u>Females</u>
0	14.1%	13.3%
1	22.8%	21.2%
2	28.6%	28.6%
3	11.9%	12.7%
9	22.6%	23.6%

VARIABLE NAME: RATIO SELF-IDEAL/DIFF EG

CATEGORIES AND THEIR DEFINITIONS:

LOCATION OF QUESTIONS USED IN THE INDEX:

Interview schedule - page # 6; 29
 - question # 9, 10; 76

COMPUTATION OF INDEX:

$$\frac{(\text{Difference of Self-Ideal for R's sex})}{D} + 6$$

Where D = (IDEAL GIRL - IDEAL BOY) if R is male

And D = (IDEAL BOY - IDEAL GIRL) if R is female

D = Absolute Diff.

% FREQUENCY DISTRIBUTION BY SEX OF INDEX CATEGORIES:

Category	Males	Females
----------	-------	---------

VARIABLE NAME: RATIO SELF-IDEAL/DIFF EG 1 C

CATEGORIES AND THEIR DEFINITIONS:

0 - 2.5- 5.9	28.5%
1 - 6.0	17.1%
2 - 6.1, 6.2	9.3%
3 - 6.3	18.2%
4 - 6.4, 6.5	11.3%
5 - 6.6- 6.8	5.7%
6 - 6.9- 7.0	3.7%
7 - 7.1-11.5	5.3%
9 - NA	0.9%

LOCATION OF QUESTIONS USED IN THE INDEX:

Interview schedule - page # 6; 29
 - question # 9, 10; 76

COMPUTATION OF INDEX:

Simple reduction of three column code.

% FREQUENCY DISTRIBUTION BY SEX OF INDEX CATEGORIES:

Category	Males	Females
0	15.6%	44.4%
1	19.2%	14.6%
2	12.8%	5.0%
3	24.3%	10.6%
4	11.9%	10.6%
5	5.5%	5.8%
6	4.1%	3.2%
7	5.5%	5.0%
9	1.1%	0.8%

VARIABLE NAME: REASON FOR BREAK

CATEGORIES AND THEIR DEFINITIONS:

0 - Intact	80.9%
1 - 1 or both deceased	6.5%
2 - Divorce or separated	10.3%
3 - Hosp. or assignment	0.8%
7 - Illegitimate	0.5%
9 - NA	1.1%

LOCATION OF QUESTIONS USED IN THE INDEX:

Interview schedule - page # 8
- question # 12A

COMPUTATION OF INDEX:

% FREQUENCY DISTRIBUTION BY SEX OF INDEX CATEGORIES:

Category	Males	Females
0	80.4%	81.5%
1	5.8%	7.4%
2	11.3%	9.0%
3	1.3%	0.3%
7	0.6%	0.3%
9	0.6%	1.6%

VARIABLE NAME: RELIGION GLOCK 1 COL.

CATEGORIES AND THEIR DEFINITIONS:

1 - No religion	3.6%
2 - Judaism; Unitarian; United Presbyterian; Congregational; Presbyterian Church of U.S.	12.6%
3 - American Lutheran; Prot. Episcopal; Disciples of Christ; Methodist; Evangelical & Reformed (UCC); Lutheran, No. Synod	25.6%
4 - American Baptist; Southern Baptist; Other Baptist	18.6%
5 - Roman Catholic	24.7%
6 - Sects (see Stark & Glock p. 30)	8.6%
9 - NA	3.7%

LOCATION OF QUESTIONS USED IN THE INDEX:

Interview schedule - page # 20
- question # 47

COMPUTATION OF INDEX:

From Stark and Glock, American Piety. Ranking of religions from their national sample on a dimension of Liberalism. Ranking based on Tables 3, 8, 18, 25, 33 and 36 in Stark and Glock.

% FREQUENCY DISTRIBUTION BY SEX OF INDEX CATEGORIES:

Category	Males	Females
1	3.6%	2.4%
2	13.2%	10.6%
3	23.5%	24.3%
4	16.0%	21.4%
5	27.3%	21.4%
6	7.5%	10.1%
9	3.1%	9.5%

VARIABLE NAME: RELIGION LENSKI 1 COL

CATEGORIES AND THEIR DEFINITIONS:

1 - Catholic and Orthodox	24.9%
2 - Jewish and Other Non-Christians	3.3%
3 - Protestant: General	3.5%
4 - Protestant: Reformation Era	20.7%
5 - Protestant: Pietistic	32.2%
6 - Protestant: Fundamentalist	8.6%
7 - Non-traditional Christian	6.8%
8 - DK	
9 - NA	

LOCATION OF QUESTIONS USED IN THE INDEX:

Interview schedule - page # 20
- question # 47

COMPUTATION OF INDEX:

Taken from Lenski's Detroit Area Study Code of 1958.

% FREQUENCY DISTRIBUTION BY SEX OF INDEX CATEGORIES:

Category	Males	Females
1	27.3%	22.0%
2	3.6%	2.9%
3	3.4%	3.7%
4	21.5%	19.8%
5	30.3%	34.7%
6	7.2%	10.3%
7	2.6%	4.0%
8	3.8%	2.4%
9	0.4%	0.3%

VARIABLE NAME: % RENTER OCC UNITS 1 COL

CATEGORIES AND THEIR DEFINITIONS:

0 - 00.0-25.0%	9.6%
1 - 25.1-30.0%	15.6%
2 - 30.1-33.0%	16.2%
3 - 33.1-35.0%	8.6%
4 - 35.1-37.0%	8.3%
5 - 37.1-39.0%	7.7%
6 - 39.1-40.0%	1.5%
7 - 40.1-45.0%	8.7%
8 - 45.1-60.0%	15.7%
9 - 60.1-99.8%	8.1%

LOCATION OF QUESTIONS USED IN THE INDEX:

Interview schedule - page #
- question #

COMPUTATION OF INDEX:% FREQUENCY DISTRIBUTION BY SEX OF INDEX CATEGORIES:

Category	Males	Females
0	10.4%	8.5%
1	16.6%	14.3%
2	14.1%	18.3%
3	8.7%	8.5%
4	7.2%	9.5%
5	7.2%	8.2%
6	1.7%	1.3%
7	7.0%	10.8%
8	17.3%	13.8%
9	9.6%	6.3%

VARIABLE NAME: % RURAL FARM 67 CGDB 1

CATEGORIES AND THEIR DEFINITIONS:

0 - 00.1% or less	11.5%
1 - 00.2%-00.6%	9.0%
2 - 00.7%-00.8%	9.8%
3 - 00.9%-01.3%	11.1%
4 - 01.4%-02.7%	9.7%
5 - 02.8%-05.8%	12.9%
6 - 05.9%-15.8%	15.3%
7 - 15.9%-25.0%	9.4%
8 - 25.1% and over	11.3%

LOCATION OF QUESTIONS USED IN THE INDEX:

Interview schedule - page # None
- question # None

COMPUTATION OF INDEX:

See code book cards 47 thru 50 for source. Above distributed to approximate normality.

% FREQUENCY DISTRIBUTION BY SEX OF INDEX CATEGORIES:

Category	Males	Females
0	10.0%	13.0%
1	9.2%	8.7%
2	10.0%	9.5%
3	11.1%	11.1%
4	9.8%	9.5%
5	13.0%	12.7%
6	15.1%	15.6%
7	10.4%	8.2%
8	11.3%	11.4%

VARIABLE NAME: RURAL-URBAN

CATEGORIES AND THEIR DEFINITIONS:

1 - Central City largest SMSA (1)	21.8%
2 - Central City other SMSA (5)	21.4%
3 - Cities 50,000 or more (2,6)	9.4%
4 - Urban 2,500-49,999 largest SMSA (3)	10.6%
5 - Urban 2,500-49,999 other SMSA (7)	4.8%
6 - Urban 2,500-49,999 non-SMSA (9)	20.8%
7 - Rural less than 2,500 (4,8,10)	10.2%
9 - NA	0.5%

original code

21.8%	7
21.4%	6
9.4%	5
10.6%	4
4.8%	3
20.8%	2
10.2%	1
0.5%	9

LOCATION OF QUESTIONS USED IN THE INDEX:

Interview schedule - page # 40

- question # 95D *urban/rural life!*

COMPUTATION OF INDEX:

Coded from Bureau of Census classifications of cities. Coded under the direction of Jean Harter of the Sampling Section of ISR's Survey Research Center.

The original code is more elaborate than the above - see code book card 25, page 4.

% FREQUENCY DISTRIBUTION BY SEX OF INDEX CATEGORIES:

Category	Males	Females
1	22.2%	21.4%
2	22.0%	20.5%
3	8.7%	10.3%
4	10.0%	11.4%
5	5.8%	3.7%
6	21.5%	19.6%
7	9.2%	11.4%
9	0.5%	1.3%

VARIABLE NAME: SCHOOL TEACHERS 1 COL

CATEGORIES AND THEIR DEFINITIONS:

1 - 6.27-8.47	18.8%
2 - 5.01-6.26	28.6%
3 - 3.74-5.00	38.8%
4 - 2.20-3.73	13.7%
9 - NA	0.1%

LOCATION OF QUESTIONS USED IN THE INDEX:

Interview schedule - page # 5
- question # 6

COMPUTATION OF INDEX:

Simple reduction of the three column code.

% FREQUENCY DISTRIBUTION BY SEX OF INDEX CATEGORIES:

<u>Category</u>	<u>Males</u>	<u>Females</u>
1	18.8%	18.8%
2	28.1%	29.1%
3	40.9%	36.2%
4	11.9%	15.9%
9	0.2%	0.0%

VARIABLE NAME: SCHOOL TEACHERS INDEX

CATEGORIES AND THEIR DEFINITIONS:

LOCATION OF QUESTIONS USED IN THE INDEX:

Interview schedule - page # 5
- question # 6

COMPUTATION OF INDEX:

Items in index were generated by factor analysis. No sex differences.
Three items in index.

A Z score was computed for each item and weighted by the factor loading of that item. The resultant item scores were summed for an individual score.

Items: The teachers understand teenagers. (.59338)
The teachers treat kids fairly. (.55192)
The teachers really know how to help kids learn. (.54331)

% FREQUENCY DISTRIBUTION BY SEX OF INDEX CATEGORIES:

<u>Category</u>	<u>Males</u>	<u>Females</u>
-----------------	--------------	----------------

VARIABLE NAME: SCHOOL WORTH 1 COL

CATEGORIES AND THEIR DEFINITIONS:

1 - 8.9-12.0	3.7%
2 - 7.5- 8.8	12.9%
3 - 6.1- 7.4	28.0%
4 - 4.7- 6.0	42.4%
5 - 4.2- 4.6	12.8%
9 - NA	0.4%

LOCATION OF QUESTIONS USED IN THE INDEX:

Interview schedule - page # 5
- question # 6

COMPUTATION OF INDEX:

Simple reduction of the three column code.

% FREQUENCY DISTRIBUTION BY SEX OF INDEX CATEGORIES:

<u>Category</u>	<u>Males</u>	<u>Females</u>
1	3.6%	3.7%
2	16.0%	9.0%
3	31.8%	23.3%
4	38.8%	46.8%
5	9.2%	17.2%
9	0.6%	0.0%

VARIABLE NAME: SCHOOL WORTH WORTHLESSNESS

CATEGORIES AND THEIR DEFINITIONS:

LOCATION OF QUESTIONS USED IN THE INDEX:

Interview schedule - page #5
- question # 6

COMPUTATION OF INDEX:

Items in index were generated by factor analysis. No sex differences. Three items index.

A Z score was computed for each item and weighted by the factor loading of that item. The resultant item scores were summed for an individual score.

Items: I feel I am doing something in school that is really worthwhile. (.51371)
I think school is important, not only for the practical value, but because learning is worthwhile. (.60157)
School gives me a sense of accomplishment. (.67080)

% FREQUENCY DISTRIBUTION BY SEX OF INDEX CATEGORIES:

<u>Category</u>	<u>Males</u>	<u>Females</u>
-----------------	--------------	----------------

VARIABLE NAME: SELF CON SELF-LIKE 1 COL

CATEGORIES AND THEIR DEFINITIONS:

1 - 00.00-02.99	30.5%
2 - 03.00-04.99	40.9%
3 - 05.00-06.45	1.0%
4 - 06.46-09.90	11.0%
9 - NA	2.6%

LOCATION OF QUESTIONS USED IN THE INDEX:

Interview schedule - page # 29
- question # 74,75

COMPUTATION OF INDEX:

Simple reduction of four column self concept index (self concept self-like).

% FREQUENCY DISTRIBUTION BY SEX OF INDEX CATEGORIES:

<u>Category</u>	<u>Males</u>	<u>Females</u>
1	29.2%	32.6%
2	42.0%	39.6%
3	15.6%	14.3%
4	9.8%	12.4%
9	3.4%	1.9%

VARIABLE NAME: SELF CONCEPT SELF-LIKE

CATEGORIES AND THEIR DEFINITIONS:

LOCATION OF QUESTIONS USED IN THE INDEX:

Interview schedule - page # 29
- question # 74, 75

COMPUTATION OF INDEX:

Factor analysis produced separate item clusters for girls and boys on semantic differential format for "MYSELF" and "MYSELF AS I WOULD LIKE TO BE NOW". A standard D score was computed from items in the above formats.

Separation used for girls + boys!

% FREQUENCY DISTRIBUTION BY SEX OF INDEX CATEGORIES:

<u>Category</u>	<u>Males</u>	<u>Females</u>
-----------------	--------------	----------------

VARIABLE NAME: SERIOUSNESS I COL

CATEGORIES AND THEIR DEFINITIONS:

0 -	0000	11.8%
1 -	0001-0600	52.7%
2 -	0601-1200	20.9%
3 -	1201-1800	7.6%
4 -	1801-2400	4.1%
5 -	2401-9998	3.0%
9 -	9999	0.0%

LOCATION OF QUESTIONS USED IN THE INDEX:

Interview schedule - page #
- question #

COMPUTATION OF INDEX:

Simple reduction of the four column SERIOUSNESS code.

% FREQUENCY DISTRIBUTION BY SEX OF INDEX CATEGORIES:

<u>Category</u>	<u>Males</u>	<u>Females</u>
0	5.8%	19.3%
1	47.1%	59.9%
2	24.9%	15.9%
3	11.1%	3.2%
4	6.2%	1.6%
5	4.9%	0.5%

VARIABLE NAME: SERIOUSNESS FOR X2

CATEGORIES AND THEIR DEFINITIONS:

1 -	0000-0600	64.5%
2 -	0601-1200	20.9%
3 -	1201-1800	7.6%
4 -	1801-2400	4.1%
5 -	2401-9998	3.0%
9 -	9999	0.0%

LOCATION OF QUESTIONS USED IN THE INDEX:

Interview schedule - page #
- question #

COMPUTATION OF INDEX:

Simple reduction of four column SERIOUSNESS code.

% FREQUENCY DISTRIBUTION BY SEX OF INDEX CATEGORIES:

<u>Category</u>	<u>Males</u>	<u>Females</u>
1	52.9%	78.8%
2	24.9%	15.9%
3	11.1%	3.2%
4	6.2%	1.6%
5	4.9%	0.5%

VARIABLE NAME: SERIOUSNESS OF DEL

CATEGORIES AND THEIR DEFINITIONS:

LOCATION OF QUESTIONS USED IN THE INDEX:

Interview schedule - page # 30
- question # 79

COMPUTATION OF INDEX:

Based on the coders' estimation of the seriousness of the delinquent act coded by them. Therefore, each offense is weighted according to coder agreement (1th check coders) and then summed across offenses. Each offense has three possibilities of being coded and there are 16 offenses total. Therefore, the total sum of weighted offenses could be 48.

% FREQUENCY DISTRIBUTION BY SEX OF INDEX CATEGORIES:

<u>Category</u>	<u>Males</u>	<u>Females</u>
-----------------	--------------	----------------

VARIABLE NAME: SIC

CATEGORIES AND THEIR DEFINITIONS:

LOCATION OF QUESTIONS USED IN THE INDEX:

Interview schedule - page # 34
- question # 84, 85

COMPUTATION OF INDEX:

A weighted item (using factor loadings) index from the subjective social class measure.

$$\frac{\sum [(YOUR FAMILY item \times factor loading) - (AVERAGE FAMILY item \times f.l.)]}{N} + 50$$

% FREQUENCY DISTRIBUTION BY SEX OF INDEX CATEGORIES:

<u>Category</u>	<u>Males</u>	<u>Females</u>
-----------------	--------------	----------------

VARIABLE NAME: SES MOBIL

CATEGORIES AND THEIR DEFINITIONS:

LOCATION OF QUESTIONS USED IN THE INDEX:

Interview schedule - page #³⁴
- question # 84, 86

COMPUTATION OF INDEX:

An index from the subjective social class measure.

$$\frac{\sum (\text{PRESENT FAMILY item} - \text{FUTURE FAMILY item})}{N} + 11$$

% FREQUENCY DISTRIBUTION BY SEX OF INDEX CATEGORIES:

Category	Males	Females
0		
1		
2		
3		
4		
5		
6		
7		
8		
9		

VARIABLE NAME: SES 1 COL DUNCAN

CATEGORIES AND THEIR DEFINITIONS:

0 - 00-09	7.0%
1 - 10-19	21.1%
2 - 20-29	7.1%
3 - 30-39	8.1%
4 - 40-49	10.4%
5 - 50-59	9.3%
6 - 60-69	8.4%
7 - 70-79	8.1%
8 - 80-98	5.9%
9 - NA	14.4%

LOCATION OF QUESTIONS USED IN THE INDEX:

Interview schedule - page # 9
- question # 15

COMPUTATION OF INDEX:

Simple reduction of father's occupation coded using Duncan's scale.

% FREQUENCY DISTRIBUTION BY SEX OF INDEX CATEGORIES:

Category	Males	Females
0		
1	5.8%	8.5%
2	20.7%	22.0%
3	7.0%	7.1%
4	8.1%	8.2%
5	10.9%	9.8%
6	9.4%	9.3%
7	8.7%	7.9%
8	7.7%	8.7%
9	5.5%	6.3%
	16.2%	12.2%

VARIABLE NAME: SESMOBIL

CATEGORIES AND THEIR DEFINITIONS:LOCATION OF QUESTIONS USED IN THE INDEX:

Interview schedule - page # 34
- question # 84, 86

COMPUTATION OF INDEX:

$$K \left(\frac{\sum (\text{PRESENT FAMILY item} - \text{FUTURE FAMILY item})}{N} + 11 \right)$$

Where $K = 1$ If both present mean and future mean famil. are on t' a same side of the average family mean for the items.

And $K = 3/2$ If the average family mean for the items falls between present and future family means.

% FREQUENCY DISTRIBUTION BY SEX OF INDEX CATEGORIES:

<u>Category</u>	<u>Males</u>	<u>Females</u>
-----------------	--------------	----------------

VARIABLE NAME: SESMOBIL 1 COL

CATEGORIES AND THEIR DEFINITIONS:

1 -	38- 61	10.7%
2 -	62- 67	7.7%
3 -	68-100	11.8%
4 -	101-110	24.8%
5 -	111-120	31.1%
6 -	121-129	9.2%
7 -	130-160	4.5%
9 -	NA	0.2%

LOCATION OF QUESTIONS USED IN THE INDEX:

Interview schedule - page # 34
- question # 84, 86

COMPUTATION OF INDEX:

Simple reduction of three column code.

% FREQUENCY DISTRIBUTION BY SEX OF INDEX CATEGORIES:

<u>Category</u>	<u>Males</u>	<u>Females</u>
1	10.2%	11.4%
2	6.4%	9.3%
3	10.9%	13.0%
4	24.9%	24.6%
5	33.7%	27.8%
6	8.5%	10.1%
7	5.1%	3.7%
9	0.2%	0.3%

VARIABLE NAME: SETTLE FOR-DAD'S JOB

CATEGORIES AND THEIR DEFINITIONS:

LOCATION OF QUESTIONS USED IN THE INDEX:

Interview schedule - page # 22; 9
- question # 49B; 15

COMPUTATION OF INDEX:

Duncan codings of occupations used.

(Job respondent would settle for) - (Father's occupation) + 100

% FREQUENCY DISTRIBUTION BY SEX OF INDEX CATEGORIES:

<u>Category</u>	<u>Males</u>	<u>Females</u>
-----------------	--------------	----------------

VARIABLE NAME: SETTLE FOR-DAD'S 1 COL

CATEGORIES AND THEIR DEFINITIONS:

1 -	18- 70	5.9%
2 -	71- 89	9.3%
3 -	90- 99	7.6%
4 -	100	10.5%
5 -	101-120	16.1%
6 -	121-140	15.1%
7 -	141-190	13.3%
9 -	NA	22.2%

LOCATION OF QUESTIONS USED IN THE INDEX:

Interview schedule - page # 22; 9
- question # 49B; 15

COMPUTATION OF INDEX:

Simple reduction of three column code.

% FREQUENCY DISTRIBUTION BY SEX OF INDEX CATEGORIES:

<u>Category</u>	<u>Males</u>	<u>Females</u>
1	6.8%	4.8%
2	9.2%	9.5%
3	7.5%	7.7%
4	11.9%	8.7%
5	15.6%	16.7%
6	14.7%	15.6%
7	10.7%	16.7%
9	20.7%	20.4%

VARIABLE NAME: SEX-AGE-HEIGHT-WEIGHT FAT THIN

CATEGORIES AND THEIR DEFINITIONS:

1 - Skinny	13.5%
2 - Short and light	5.3%
3 - Average height, average weight	58.1%
4 - Tall and heavy	3.1%
5 - Fat	19.8%
9 - NA	0.2%

LOCATION OF QUESTIONS USED IN THE INDEX:

Interview schedule - page # 39
- question # 93

COMPUTATION OF INDEX:

Based on the norms of the sample for sex and age.

Average height and weight is within one standard deviation for sex and age.

Short and light is (for age and sex) more than one standard deviation below both height and weight (average).

Tall and heavy is (for age and sex) more than one standard deviation above both height and weight (average).

Skinny is within one standard deviation of average weight but more than one standard deviation above average height (for age and sex). Could also be average height but below weight.

Fat is within one standard deviation of average height but more than one standard deviation above average weight (for age and sex). Could also be average weight but below average height.

% FREQUENCY DISTRIBUTION BY SEX OF INDEX CATEGORIES:

<u>Category</u>	<u>Males</u>	<u>Females</u>
1	16.0%	10.3%
2	6.2%	4.2%
3	53.1%	64.3%
4	3.6%	2.4%
5	20.9%	18.5%
9	0.2%	0.3%

VARIABLE NAME: SEX CLOSE FR MCA

CATEGORIES AND THEIR DEFINITIONS:

- 1 = No friends of the opposite sex
- 2 = At least one friend of the opposite sex
- 9 = DK, NA, no friends

LOCATION OF QUESTIONS USED IN THE INDEX:

Interview schedule - page #
- question #

COMPUTATION OF INDEX:

% FREQUENCY DISTRIBUTION BY SEX OF INDEX CATEGORIES:

<u>Category</u>	<u>Males</u>	<u>Females</u>
-----------------	--------------	----------------

VARIABLE NAME: SEX IDENT -M

CATEGORIES AND THEIR DEFINITIONS:

LOCATION OF QUESTIONS USED IN THE INDEX:

Interview schedule - page # 6; 29
 - question # 7 and 8; 74

COMPUTATION OF INDEX:

An index of masculinity. A mean of the item ratios showing the position of the respondent between the "IDEAL BOY" and the "IDEAL GIRL" based on the estimation of "MYSELF" from "IDEAL BOY".

$$\left\{ \frac{[\text{IDEAL BOY} - \text{MYSELF}]}{[\text{IDEAL BOY} - \text{IDEAL GIRL}]} \right\} \frac{1}{N}$$

% FREQUENCY DISTRIBUTION BY SEX OF INDEX CATEGORIES:

<u>Category</u>	<u>Males</u>	<u>Females</u>
-----------------	--------------	----------------

VARIABLE NAME: SEX IDENT -F

CATEGORIES AND THEIR DEFINITIONS:

LOCATION OF QUESTIONS USED IN THE INDEX:

Interview schedule - page # 6; 29
 - question # 7 and 8; 74

COMPUTATION OF INDEX:

An index of femininity. A mean of the item ratios showing the position of the respondent between the "IDEAL BOY" and the "IDEAL GIRL" based on the estimation of "MYSELF" from "IDEAL GIRL".

absolute value → $\left\{ \frac{|(\text{IDEAL GIRL} - \text{MYSELF})|}{|(\text{IDEAL BOY} - \text{IDEAL GIRL})|} \right\} \frac{1}{N}$

Small # means high degree of femininity
High # means low or rejection of femininity

% FREQUENCY DISTRIBUTION BY SEX OF INDEX CATEGORIES:

<u>Category</u>	<u>Males</u>	<u>Females</u>
-----------------	--------------	----------------

VARIABLE NAME: SEX IDENT INDEX

CATEGORIES AND THEIR DEFINITIONS:

LOCATION OF QUESTIONS USED IN THE INDEX:

Interview schedule - page # 6; 29
- question # 7, 8, 9, 10; 74, 76

COMPUTATION OF INDEX:

Made up of two items (from factor analysis) (IB-S)-(IG-S) 1 COL (weight .66749) and FEMININITY FROM CHART 1 (weight .62569). Z score computed from raw scores. Resultant weighted Z scores summed. 3 added as a constant to final score.

% FREQUENCY DISTRIBUTION BY SEX OF INDEX CATEGORIES:

<u>Category</u>	<u>Males</u>	<u>Females</u>
-----------------	--------------	----------------

VARIABLE NAME: SEX IDENT INDEX 1 COL

CATEGORIES AND THEIR DEFINITIONS:

1 - 0.61-1.60	11.9%
2 - 1.61-2.20	15.1%
3 - 2.21-3.00	23.6%
4 - 3.01-3.80	22.1%
5 - 3.81-4.40	15.3%
6 - 4.41-5.40	10.9%
9 - 999	1.1%

LOCATION OF QUESTIONS USED IN THE INDEX:

Interview schedule - page # 6; 29
- question # 7, 8, 9, 10; 74, 76

COMPUTATION OF INDEX:

Made up of two items (from factor analysis) (IB-S)-(IG-S) 1 COL (weight .66749) and FEMININITY FROM CHART 1 (weight .62569). Z score computed from raw scores. Resultant weighted Z scores summed. 3 added as a constant to final score.

% FREQUENCY DISTRIBUTION BY SEX OF INDEX CATEGORIES:

<u>Category</u>	<u>Males</u>	<u>Females</u>
1	21.3%	0.3%
2	25.4%	2.4%
3	32.0%	13.2%
4	14.1%	32.0%
5	5.8%	27.2%
6	0.4%	23.8%
9	1.1%	1.1%

VARIABLE NAME: SEX ID SELF-IDEAL CHART

CATEGORIES AND THEIR DEFINITIONS:

0 - 17.1%
 1 - 47.7%
 2 - 21.8%
 3 - 8.9%
 4 - 2.2%
 5 - 0.9%
 6 - 0.4%
 9 - 0.9%

LOCATION OF QUESTIONS USED IN THE INDEX:

Interview schedule - page # 6; 29
 - question # 9 or 10; 76

COMPUTATION OF INDEX:

Absolute difference between position R puts self and the position R assigns to the ideal for his sex.

% FREQUENCY DISTRIBUTION BY SEX OF INDEX CATEGORIES:

<u>Category</u>	<u>Males</u>	<u>Females</u>
0	19.2%	17.1%
1	51.6%	47.7%
2	18.6%	21.8%
3	6.2%	8.9%
4	2.1%	2.2%
5	1.1%	0.9%
6	0.2%	0.4%
9	1.1%	0.9%

VARIABLE NAME: SEX OF SIBLINGS

CATEGORIES AND THEIR DEFINITIONS:

0 - Only child	5.5%
1 - Only male siblings	20.4%
2 - Only female siblings	18.7%
3 - Equal number of male and female siblings	18.9%
4 - Predominately female siblings	17.4%
5 - Predominat ly male siblings	19.1%
9 - NA	0.0%

LOCATION OF QUESTIONS USED IN THE INDEX:

Interview schedule - page # 7
 - question # 11

COMPUTATION OF INDEX:

% FREQUENCY DISTRIBUTION BY SEX OF INDEX CATEGORIES:

<u>Category</u>	<u>Males</u>	<u>Females</u>
0	6.0%	5.0%
1	19.2%	22.0%
2	21.5%	15.1%
3	19.2%	18.5%
4	14.9%	20.4%
5	19.2%	19.0%
9	0.0%	0.0%

VARIABLE NAME: SIS COMPOSITION

CATEGORIES AND THEIR DEFINITIONS:

1 - Older brother or brothers	23.6%
2 - Older sister or sisters	20.9%
3 - Both older brother(s) and older sister(s)	22.2%
4 - None of the above	33.2%
9 - NA	0.1%

LOCATION OF QUESTIONS USED IN THE INDEX:

Interview schedule - page # 7
- question # 11

COMPUTATION OF INDEX:% FREQUENCY DISTRIBUTION BY SEX OF INDEX CATEGORIES:

<u>Category</u>	<u>Males</u>	<u>Females</u>
1	22.8%	
2	19.8%	24.6%
3	22.6%	22.2%
4	34.8%	21.7%
9	0.0%	31.2%
		0.3%

VARIABLE NAME: SOC INTERACT ST ACT

CATEGORIES AND THEIR DEFINITIONS:

0 - Inap (no spare time activities given)	0.7%
1 - Predominately need peers	78.0%
2 - Predominately lone activities	21.1%
9 - NA	0.6%

LOCATION OF QUESTIONS USED IN THE INDEX:

Interview schedule - page # 29
- question # 73

COMPUTATION OF INDEX:% FREQUENCY DISTRIBUTION BY SEX OF INDEX CATEGORIES:

<u>Category</u>	<u>Males</u>	<u>Females</u>
0	0.2%	
1	80.2%	0.3%
2	18.8%	75.4%
9	0.9%	24.1%
		0.3%

VARIABLE NAME STATUS DISCREPANCY

CATEGORIES AND LETTER DEFINITIONS

LOCATION OF QUESTIONS USED IN THE INDEX:

Interview schedule - page #
- question #

COMPUTATION OF INDEX:

$$\left(\frac{\text{Subjective SES} - \text{Mean subjective SES}}{\text{Standard deviation subjective SES}} \right)$$

$$- \left(\frac{\text{Fam sup occ farm rec} - \text{Mean fam sup occ farm rec}}{\text{Standard deviation fam sup occ farm rec}} \right)$$

% FREQUENCY DISTRIBUTION BY SEX OF INDEX CATEGORIES:

<u>Category</u>	<u>Males</u>	<u>Females</u>
-----------------	--------------	----------------

VARIABLE NAME STATUS DISCREPANCY 2

CATEGORIES AND LETTER DEFINITIONS

LOCATION OF QUESTIONS USED IN THE INDEX:

Interview schedule - page #
- question #

COMPUTATION OF INDEX:

$$\left(\frac{\text{Subjective SES} - \text{Mean subjective SES}}{\text{Standard deviation subjective SES}} \right) -$$

$$\left(\frac{\text{Fam sup occ farm rec} - \text{Mean fam sup occ farm rec}}{\text{Standard deviation fam sup occ farm rec}} \right)$$

% FREQUENCY DISTRIBUTION BY SEX OF INDEX CATEGORIES:

<u>Category</u>	<u>Males</u>	<u>Females</u>
-----------------	--------------	----------------

VARIABLE NAME: SUBJECTIVE SES

CATEGORIES AND THEIR DEFINITIONS:

LOCATION OF QUESTIONS USED IN THE INDEX:

Interview schedule - page #34
- question #84, 85

COMPUTATION OF INDEX:

An unweighted index based on items culled from a factor analysis.

$$\frac{\sum (\text{YOUR FAMILY item} - \text{AVERAGE FAMILY item})}{N} + 7$$

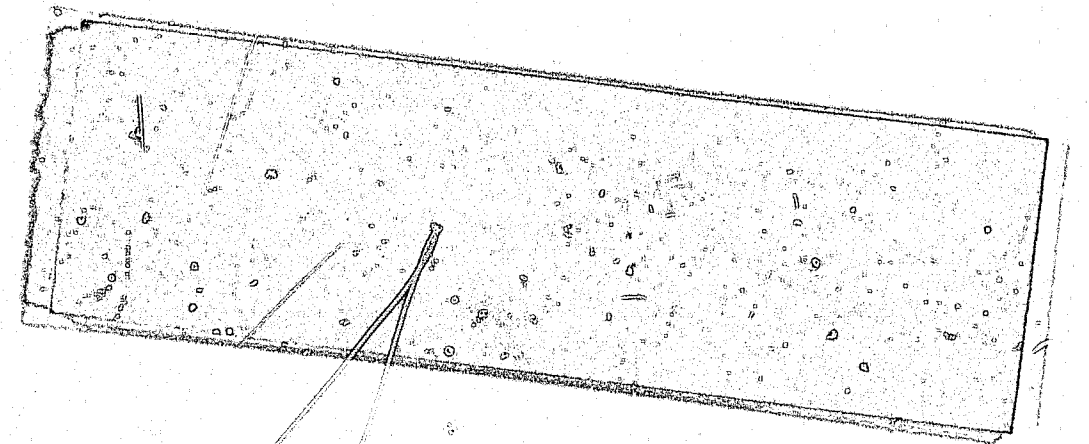
% FREQUENCY DISTRIBUTION BY SEX OF INDEX CATEGORIES:

Category

Males

Females

CONTINUED



VARIABLE NAME: SUBJECTIVE SES 1 COL

245

CATEGORIES AND THEIR DEFINITIONS:

1 - 7.85-9.98	25.8%
2 - 7.02-7.84	29.4%
3 - 6.19-7.01	23.6%
4 - 2.00-6.18	21.0%
9 - NA	0.2%

LOCATION OF QUESTIONS USED IN THE INDEX:

Interview schedule - page # 34
- question # 34, 35

COMPUTATION OF INDEX:

Reduction of three column subjective SES index to one column.

% FREQUENCY DISTRIBUTION BY SEX OF INDEX CATEGORIES:

<u>Category</u>	<u>Males</u>	<u>Females</u>
1	27.9%	23.0%
2	30.1%	28.6%
3	21.3%	26.5%
4	20.5%	21.7%
9	0.2%	0.3%

VARIABLE NAME: SUBJECTS NORM CODE

CATEGORIES AND THEIR DEFINITIONS:

1 - 935-998	3.9%
2 - 802-934	14.0%
3 - 702-801	26.7%
4 - 602-701	32.9%
5 - 485-601	17.0%
6 - 484-000	5.2%
9 - 999 (NA)	0.2%

LOCATION OF QUESTIONS USED IN THE INDEX:

Interview schedule - page #
- question #

COMPUTATION OF INDEX:

Scores from subjective SES which were arrayed to produce a normal distribution.

% FREQUENCY DISTRIBUTION BY SEX OF INDEX CATEGORIES:

<u>Category</u>	<u>Males</u>	<u>Females</u>
1	3.2%	4.8%
2	13.6%	14.6%
3	24.9%	28.8%
4	32.8%	33.1%
5	19.6%	13.6%
6	5.5%	4.8%
9	0.2%	0.3%

VARIABLE NAME: S-W INDEX

CATEGORIES AND THEIR DEFINITIONS:LOCATION OF QUESTIONS USED IN THE INDEX:

Interview schedule - page #
- question #

COMPUTATION OF INDEX:

Modification of the Sellin-Wolfgang Index of Delinquency. It was modified in such a way that incidents which would have received a score of one (1) were included in the total index score instead of being eliminated from this sum as they are in the true scoring of the index. Therefore, a larceny of less than \$5 would be counted here while it wouldn't be counted in the true index.

% FREQUENCY DISTRIBUTION BY SEX OF INDEX CATEGORIES:

<u>Category</u>	<u>Males</u>	<u>Females</u>
-----------------	--------------	----------------

VARIABLE NAME: 1964 % TEN FARMERS 1 COL

CATEGORIES AND THEIR DEFINITIONS:

0 -	00.0-05.0%	11.7%
1 -	05.1-06.4%	11.8%
2 -	06.5-08.2%	12.9%
3 -	08.3-10.0%	13.5%
4 -	10.1-11.0%	7.9%
5 -	11.1-15.3%	12.5%
6 -	15.4-19.4%	7.9%
7 -	19.5-29.0%	8.3%
8 -	29.1-39.8%	13.6%

LOCATION OF QUESTIONS USED IN THE INDEX:

Interview schedule - page #
- question #

COMPUTATION OF INDEX:

% FREQUENCY DISTRIBUTION BY SEX OF INDEX CATEGORIES:

<u>Category</u>	<u>Males</u>	<u>Females</u>
0	11.9%	11.4%
1	10.9%	13.4%
2	11.9%	14.9%
3	11.5%	15.9%
4	8.7%	6.7%
5	13.4%	11.4%
6	7.2%	8.7%
7	9.8%	6.3%
8	14.5%	12.4%

VARIABLE NAME: TOT FRUQ OF DEL

CATEGORIES AND THEIR DEFINITIONS:

LOCATION OF QUESTIONS USED IN THE INDEX:

Interview schedule - page # 30
- question # 79

COMPUTATION OF INDEX:

The total number of times a respondent indicated he did something in the last three years summed across all 16 offense forms.

% FREQUENCY DISTRIBUTION BY SEX OF INDEX CATEGORIES:

<u>Category</u>	<u>Males</u>	<u>Females</u>
-----------------	--------------	----------------

VARIABLE NAME: % UNDER 5 YEARS 1 COL

CATEGORIES AND THEIR DEFINITIONS:

0 -	5.0- 9.6%	11.8%
1 -	9.7- 9.9%	8.4%
2 -	10.0-10.5%	11.2%
3 -	10.6-10.9%	10.5%
4 -	11.0-11.3%	15.2%
5 -	11.4-11.7%	9.2%
6 -	11.8-12.1%	10.7%
7 -	12.2-12.9%	14.5%
8 -	Greater than 12.9%	8.4%

LOCATION OF QUESTIONS USED IN THE INDEX:

Interview schedule - page #None
- question #None

COMPUTATION OF INDEX:

See code book cards 47 thru 50 for source. Above distributed to approximate normality.

% FREQUENCY DISTRIBUTION BY SEX OF INDEX CATEGORIES:

<u>Category</u>	<u>Males</u>	<u>Females</u>
0	11.1%	12.7%
1	9.0%	7.7%
2	10.2%	12.4%
3	10.4%	10.6%
4	14.5%	16.1%
5	9.6%	8.7%
6	11.3%	10.1%
7	14.1%	15.1%
8	9.8%	6.6%

VARIABLE NAME: % UNEMPLOYED 1 COL

CATEGORIES AND THEIR DEFINITIONS:

0 -	0.0-3.5%	11.9%
1 -	3.6-4.0%	14.2%
2 -	4.1-4.5%	11.3%
3 -	4.6-5.0%	15.3%
4 -	5.1-5.5%	7.4%
5 -	5.6-6.0%	13.0%
6 -	6.1-7.5%	9.3%
7 -	7.6-9.0%	11.8%
8 -	9.0% and greater	5.7%

LOCATION OF QUESTIONS USED IN THE INDEX:

Interview schedule - page # None
- question # None

COMPUTATION OF INDEX:

See code book cards 47 thru 50 for source. Above distributed to approximate normality.

% FREQUENCY DISTRIBUTION BY SEX OF INDEX CATEGORIES:

<u>Category</u>	<u>Males</u>	<u>Females</u>
0	10.9%	13.2%
1	15.6%	12.4%
2	12.4%	10.1%
3	16.0%	14.6%
4	7.0%	7.9%
5	11.3%	15.1%
6	8.3%	10.6%
7	12.6%	10.8%
8	6.0%	5.3%

VARIABLE NAME: % URBAN 67 CCDB 1 COL

CATEGORIES AND THEIR DEFINITIONS:

0 -	00.0-00.0%	3.7%
1 -	00.1-38.0%	12.8%
2 -	38.1-53.0%	15.0%
3 -	53.1-72.0%	12.8%
4 -	72.1-81.5%	13.5%
5 -	81.6-85.0%	8.6%
6 -	85.1-90.0%	6.7%
7 -	90.1-95.0%	13.5%
8 -	95.1-99.8%	13.6%

LOCATION OF QUESTIONS USED IN THE INDEX:

Interview schedule - page #
- question #

COMPUTATION OF INDEX:

% FREQUENCY DISTRIBUTION BY SEX OF INDEX CATEGORIES:

<u>Category</u>	<u>Males</u>	<u>Females</u>
0	4.1%	3.2%
1	14.1%	11.1%
2	14.7%	15.3%
3	11.7%	14.0%
4	13.9%	13.0%
5	9.2%	7.5%
6	6.4%	7.1%
7	14.5%	12.2%
8	11.5%	16.1%

VARIABLE NAME: URBANESS INDEX

CATEGORIES AND THEIR DEFINITIONS:

LOCATION OF QUESTIONS USED IN THE INDEX:

Interview schedule - page #
- question #

COMPUTATION OF INDEX:

Data on PSU's from City-County Data Book. Made up from four items (generated in a factor analysis) % WHITE COLLAR 1 COL (weight .80583), 1959 MED INCOME 1 COL (weight .91342), PER CAP POLICE PRO 1 CO (weight .90934), and POP/SQ MI 1 COL (weight .87218). Z score computed from one column scores. Resultant weighted Z scores summed. 6 added as a constant to final score. One column scores used in Z score computation were derived from raw data scores by reduction to an approximately normal distribution.

% FREQUENCY DISTRIBUTION BY SEX OF INDEX CATEGORIES:

<u>Category</u>	<u>Males</u>	<u>Females</u>
-----------------	--------------	----------------

VARIABLE NAME: URBANESS INDEX 1 COL

CATEGORIES AND THEIR DEFINITIONS:

1 -	00.20- 1.40	11.2%
2 -	1.61- 3.20	21.1%
3 -	3.41- 6.00	20.1%
4 -	6.01- 8.40	18.9%
5 -	8.41-10.20	16.6%
6 -	10.21-10.45	12.0%

LOCATION OF QUESTIONS USED IN THE INDEX:

Interview schedule - page #
- question #

COMPUTATION OF INDEX:

Data on PSU's from City-County Data Book. Made up from four items (generated in a factor analysis) % WHITE COLLAR 1 COL (weight .80583), 1959 MED INCOME 1 COL (weight .91342), PER CAP POLICE PRO 1 CO (weight .90934), and POP/SQ MI 1 COL (weight .87218). Z score computed from raw scores. Resultant weighted Z scores summed. 6 added as a constant to final score.

% FREQUENCY DISTRIBUTION BY SEX OF INDEX CATEGORIES:

<u>Category</u>	<u>Males</u>	<u>Females</u>
1	11.9%	10.3%
2	20.5%	22.0%
3	20.0%	20.1%
4	19.4%	18.3%
5	15.4%	18.3%
6	12.8%	11.1%

VARIABLE NAME: WEIGHTED TOT FREQ OF DEL

CATEGORIES AND THEIR DEFINITIONS:

LOCATION OF QUESTIONS USED IN THE INDEX:

Interview schedule - page # 30
- question # 79

COMPUTATION OF INDEX:

The number of times an offense was committed in the last three years multiplied by the mean seriousness of the offense (as judged by the coder - values determined on basis of high coder agreement), summed across the 16 offenses.

% FREQUENCY DISTRIBUTION BY SEX OF INDEX CATEGORIES:

<u>Category</u>	<u>Males</u>	<u>Females</u>
-----------------	--------------	----------------

VARIABLE NAME: % WHITE COLLAR 1 COL

CATEGORIES AND THEIR DEFINITIONS:

0 - 00.0- 3.8%	0.9%
1 - 3.9-25.0%	4.5%
2 - 25.1-31.0%	10.9%
3 - 31.1-35.0%	14.6%
4 - 35.1-41.0%	11.3%
5 - 41.1-43.0%	7.0%
6 - 43.1-45.0%	19.7%
7 - 45.1-47.0%	9.9%
8 - 47.1-49.0%	11.6%
9 - Greater than 49.0%	9.6%

LOCATION OF QUESTIONS USED IN THE INDEX:

Interview schedule - page #None
- question #None

COMPUTATION OF INDEX:

See code book cards 47 thru 50 for source. Above distributed to approximate normality.

% FREQUENCY DISTRIBUTION BY SEX OF INDEX CATEGORIES:

<u>Category</u>	<u>Males</u>	<u>Females</u>
0	0.9%	1.1%
1	4.9%	4.0%
2	11.1%	10.0%
3	15.1%	14.0%
4	9.6%	13.5%
5	7.5%	6.3%
6	19.4%	20.1%
7	11.3%	8.2%
8	10.2%	13.2%
9	10.0%	9.0%

VARIABLE NAME: WORST JOB 1 COL

CATEGORIES AND THEIR DEFINITIONS:

0 - 00-06	34.1%
1 - 07-14	30.7%
2 - 15-30	13.2%
3 - 31-60	10.5%
4 - 61-98	6.3%
9 - NA	5.2%

LOCATION OF QUESTIONS USED IN THE INDEX:

Interview schedule - page #22, 23
- question #49A, 51A

COMPUTATION OF INDEX:

Duncan c e of occupation.

% FREQUENCY DISTRIBUTION BY SEX OF INDEX CATEGORIES:

<u>Category</u>	<u>Males</u>	<u>Females</u>
0	38.8%	28.3%
1	32.4%	28.6%
2	10.2%	16.9%
3	7.2%	14.6%
4	7.0%	5.3%
9	4.3%	6.3%

VARIABLE NAME: WORST JOB W-B

CATEGORIES AND THEIR DEFINITIONS:

0 - Not in labor force	1.5%
1 - Upper white collar	12.6%
2 - Lower white collar	0.4%
3 - Upper blue collar	2.2%
4 - Lower blue collar	79.6%
9 - NA	3.7%

LOCATION OF QUESTIONS USED IN THE INDEX:

Interview schedule - page # 22; 23
- question # 49A; 51A

COMPUTATION OF INDEX:% FREQUENCY DISTRIBUTION BY SEX OF INDEX CATEGORIES:

<u>Category</u>	<u>Males</u>	<u>Females</u>
0	1.1%	2.1%
1	11.5%	14.0%
2	0.2%	0.5%
3	1.3%	3.4%
4	82.7%	75.7%
9	3.2%	4.2%

VARIABLE NAME: WOULD SAY FATHER MCA

CATEGORIES AND THEIR DEFINITIONS:

0 - No father or surrogate
1 - Strongly approves
2 - Approves
3 - (old 3-5) No opinion; disapproves; strongly disapproves
9 - DK, NA

LOCATION OF QUESTIONS USED IN THE INDEX:

Interview schedule - page #
- question #

COMPUTATION OF INDEX:% FREQUENCY DISTRIBUTION BY SEX OF INDEX CATEGORIES:

<u>Category</u>	<u>Males</u>	<u>Females</u>
-----------------	--------------	----------------

VARIABLE NAME: WOULD SAY MOTHER MCA

CATEGORIES AND THEIR DEFINITIONS:

- 0 = No mother or surrogate
- 1 = Strongly approves
- 2 = Approves
- 3 = No opinion; disapproves; strongly disapproves
- 9 = DK, NA

LOCATION OF QUESTIONS USED IN THE INDEX:

Interview schedule - page #
- question #

COMPUTATION OF INDEX:

% FREQUENCY DISTRIBUTION BY SEX OF INDEX CATEGORIES:

<u>Category</u>	<u>Males</u>	<u>Females</u>
0		
1		
2		
3		
4		
5		
6		
7		
8		

VARIABLE NAME: > 25% < 5 YRS SCH 1 COL

CATEGORIES AND THEIR DEFINITIONS:

- | | |
|----------------|-------|
| 0 - 00.0- 3.2% | 13.9% |
| 1 - 3.3- 4.5% | 14.9% |
| 2 - 4.6- 5.4% | 9.6% |
| 3 - 5.5- 6.5% | 10.4% |
| 4 - 6.6- 7.0% | 11.5% |
| 5 - 7.1- 8.4% | 9.9% |
| 6 - 8.5-12.5% | 9.8% |
| 7 - 12.6-19.3% | 11.5% |
| 8 - 19.4-99.8% | 8.6% |

LOCATION OF QUESTIONS USED IN THE INDEX:

Interview schedule - page #
- question #

COMPUTATION OF INDEX:

% FREQUENCY DISTRIBUTION BY SEX OF INDEX CATEGORIES:

<u>Category</u>	<u>Males</u>	<u>Females</u>
0	14.1%	13.8%
1	15.4%	14.3%
2	9.0%	10.3%
3	9.6%	11.4%
4	11.5%	11.4%
5	10.4%	9.3%
6	9.2%	10.6%
7	11.1%	11.3%
8	9.8%	7.1%

END