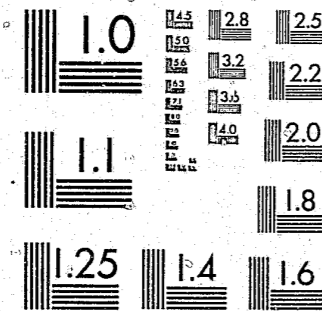


94718

National Criminal Justice Reference Service



This microfiche was produced from documents received for inclusion in the NCJRS data base. Since NCJRS cannot exercise control over the physical condition of the documents submitted, the individual frame quality will vary. The resolution chart on this frame may be used to evaluate the document quality.



MICROCOPY RESOLUTION TEST CHART
NATIONAL BUREAU OF STANDARDS-1963-A

Microfilming procedures used to create this fiche comply with the standards set forth in 41CFR 101-11.504.

Points of view or opinions stated in this document are those of the author(s) and do not represent the official position or policies of the U. S. Department of Justice.

National Institute of Justice
United States Department of Justice
Washington, D. C. 20531

10/29/84

U.S. Department of Justice
National Institute of Justice

This document has been reproduced exactly as received from the person or organization originating it. Points of view or opinions stated in this document are those of the authors and do not necessarily represent the official position or policies of the National Institute of Justice.

Permission to reproduce this copyrighted material has been granted by

Massachusetts Department of Corrections

to the National Criminal Justice Reference Service (NCJRS).

Further reproduction outside of the NCJRS system requires permission of the copyright owner.

MASSACHUSETTS PAROLE BOARD
John J. Curran
Chairman

April, 1984

PAROLE BOARD VOTES:

State Institutions

and

County Houses of Correction

1983

Prepared by
Rebecca Zwetchkenbaum-Segal
Research Analyst

tion # 13605-38-150-5-84-C R
L by Daniel Carter, State Purchasing Agent

Planning, Research and Program Development Unit

94718

U.S. Department of Justice
National Institute of Justice

This document has been reproduced exactly as received from the person or organization originating it. Points of view or opinions stated in this document are those of the authors and do not necessarily represent the official position or policies of the National Institute of Justice.

Permission to reproduce this copyrighted material has been granted by
Massachusetts Department of
Corrections

to the National Criminal Justice Reference Service (NCJRS).

Further reproduction outside of the NCJRS system requires permission of the copyright owner.

MASSACHUSETTS PAROLE BOARD
John J. Curran
Chairman

April, 1984

PAROLE BOARD VOTES:

State Institutions

and

County Houses of Correction

1983



64-118

CORRECTIONS

Parole Board Votes

State Institutions and County Houses of Correction, 1983

Page 4, Table 3: The last column of the first line should read 41 instead of 20.

Table 16 in Appendix B: Information on first hearings at the Plymouth House of Correction was omitted. This information is as follows:

Institution	Parole		Reserve		Parole to Custody		Other		Total	
	N	%	N	%	N	%	N	%	N	%
Plymouth	2	3.3	36	59.0	2	3.3	11	18.0	61	6.8

All other information in this table remains the same.

Thank you for your attention to these matters.

Table of Contents

	Page
List of Tables	i
Acknowledgements	ii
I. Introduction	1
II. Summary: Hearings at State Institutions	2
III. Summary: Hearings at County Houses of Correction	6
A. County Cases of More than One Year	6
B. County Cases of One Year or Less	9
IV. Conclusion	10
Appendix A: Tables (State Cases)	11
Appendix B: Tables (County Cases of More than One Year)	20
Appendix C: Tables (County Cases of One Year or Less)	26
Appendix D: Glossary of Terms	28

NCJRS

JUL 25 1984

ACQUISITIONS

List of Tables

Number	Page
1. Release Hearings at State Institutions, 1983	2
2. Release Hearings at State Institutions by Month, 1983	3
3. Revocation Hearings at State Institutions by Month, 1983	4
4. Release Hearings at County Institutions for Cases of More than One Year, 1983	6
5. Release Hearings by Month for County Cases of More than One Year, 1983	7
6. Revocation Hearings at County Institutions by Month, 1983	8
7. Release Hearings: State Institution by Decision	11
8. First Hearings: State Institution by Decision	12
9. Special Consideration Hearings: State Institution by Decision	13
10. Early Consideration Hearings: State Institution by Decision	14
11. Annual Review Hearings: State Institution by Decision	15
12. Rescission Hearings: State Institution by Decision	16
13. Revocation Hearings: State Institution by Decision	17
14. Release Hearings: State Institution by Month	
A. January to June	18
B. July to December	19
15. Release Hearings (Cases of More than One Year): County Institution by Decision	20
16. First Hearings (Cases of More than One Year): County Institution by Decision	21
17. MAP Negotiation Hearings: County Institution by Decision	22
18. Early Consideration Hearings: County Institution by Decision	23
19. Revocation Hearings: County Institution by Decision	24
20. Rescission Hearings: County Institution by Decision	25
21. Release Hearings (Cases of One Year or Less): County Institution by Decision	26

ACKNOWLEDGEMENTS

Special thanks to Donna Bryant, Laurie Fox, Ellen Gilmore, James Hilton, Tina Hurley and Marsha Wilson for their help in the preparation of information needed for this report and to Jacqueline Doherty and Sheila Morrison for their helpful suggestions.

I. INTRODUCTION

The Massachusetts Parole Board is the sole decisional authority in the Commonwealth for matters of parole granting and parole revocation. The Board has jurisdiction over all individuals committed to state or county institutions for terms of sixty (60) days or more in accordance with M.G.L. Chapter 127, S. 128; Chapter 155, Acts of 1980.

In Massachusetts, parole is the procedure whereby a prisoner is released prior to the expiration of sentence, permitting the remainder of the sentence to be served in the community under supervision and subject to specific rules and conditions of behavior.

The statutory responsibilities of the Massachusetts Parole Board are to determine whether and under what conditions an eligible individual, sentenced to a correctional institution or committed as a sexually dangerous person, should be issued a parole permit; to make recommendations to the Governor on the merits of all petitions for pardons or commutations; to supervise all individuals released on parole or pardon under parole conditions; to revoke parole permits for violations of conditions and to terminate sentences for individuals completing at least one year of satisfactory parole adjustment.¹

Massachusetts Parole Board Members conduct release hearings at all state institutions and at all county houses of correction for individuals sentenced to more than one year. Hearing Officers of the Parole Board conduct release hearings for county cases of one year or less and make recommendations to Parole Board Members who then vote on these cases.

This report is divided into two parts. Part I presents information about hearings held at state institutions by Parole Board Members during 1983. Part II presents information about hearings held at county houses of correction by Parole Board Members and Hearing Officers during 1983. Information is presented for all release, revocation, and rescission hearings.

¹Massachusetts Parole Board, Organization and Legal Basis of the Massachusetts Parole Board, 1983.

PART I: HEARINGS AT STATE INSTITUTIONS

II. SUMMARY: HEARINGS AT STATE INSTITUTIONS

Release Hearings

In 1983, the Massachusetts Parole Board conducted 2134 release hearings at state institutions. As a result of these hearings, 1202 inmates were released from institutions and placed under the supervision of field parole officers in seven regions across the Commonwealth. Of the 2134 release hearings held, 1453 were first hearings, those in which the inmate was seen by the Parole Board for the first time on that sentence. First hearings consist of regular order hearings, special consideration hearings for inmates sentenced to M.C.I. Walpole and early consideration hearings.

During 1983, there were 21 special consideration hearings, 21 early consideration hearings and 1411 regular order hearings conducted. In addition to first hearings, there were 302 annual review hearings, seven (7) open reserve interviews, 262 postponement hearings, 94 reconsideration hearings and 16 third year reviews. Third year reviews are release hearings for sexually dangerous persons confined to the Bridgewater State Hospital Treatment Center. Table 1 presents information about release hearings and the paroling rate for each type of hearing.²

Table 1. Release Hearings at State Institutions, 1983

Type of Hearing	Number of Hearings Held ¹	Number of Persons Released	Paroling Rate(%)
First	1453	873	60.1
Annual Review	302	116	38.4
Open Reserve Interview	7	5	71.4
Postponement	262	146	55.7
Reconsideration	94	61	64.9
Third Year Review	16	1	6.3
Total	2134	1202	56.3

¹In addition, 121 inmates waived their right to a hearing and 56 were not seen due to other reasons.

²The paroling rate is the percentage of hearings which result in a vote to parole, reserve or parole to custody.

Table 2 depicts the number of release hearings held and the paroling rate for each month of 1983. The greatest number of release hearings, 218, was held in the month of July and the smallest number, 136, in the month of August. The paroling rate was highest in December (65.7%) and lowest in April (49.7%).

Table 2. Release Hearings at State Institutions by Month, 1983

Month	Number of Hearings Held ¹	Number of Persons Released	Paroling Rate(%)
January	190	141	60.0
February	163	85	52.1
March	181	101	55.8
April	167	83	49.7
May	180	108	60.0
June	185	108	58.4
July	218	116	53.2
August	136	68	50.0
September	175	102	58.3
October	189	101	53.4
November	184	107	58.2
December	166	109	65.7
Total	2134	1202	56.3

¹In addition, 121 inmates waived their right to a hearing and 56 were not seen due to other reasons.

Revocation and Rescission Hearings

In 1983, the Parole Board held 450 revocation hearings at state institutions. Revocation is the process by which a parolee's permit to be at liberty may be permanently or temporarily revoked as a result of his violating one or more of the seven conditions of parole.³

Of the 450 revocation hearings held at state institutions in 1983, 130 resulted in the granting of a new release date and 12 to a parole to custody. This produced a re-paroling rate of (32%) for state parole violators in 1983. Table 3 depicts the results of the 450 revocation hearings by month at state institutions in 1983. The largest number of revocation hearings, 59, was held in the month of January and the smallest, 20, in the month of April.

Table 3. Revocation Hearings at State Institutions by Month, 1983

Month	Number of Hearings Held	Number of Persons Re-Paroled	Number of Persons Re-Incarcerated
January	59	18	20
February	39	7	32
March	29	6	23
April	20	12	8
May	35	9	26
June	30	9	21
July	37	14	23
August	32	9	23
September	35	15	20
October	33	9	24
November	53	17	36
December	48	17	31
Total	450	142	308

³For a full description of the parole revocation process, see Massachusetts Parole Board, Hearings and Revocations, 1983.

Additionally, there were 235 rescission hearings held at state institutions in 1983. Table 12 depicts the outcomes of those hearings. (See Appendix A)

Overall, the Parole Board held an average of 178 release hearings, 38 revocation hearings and 20 rescission hearings per month at state institutions in 1983.

PART II: HEARINGS AT COUNTY HOUSES OF CORRECTION

III. SUMMARY: HEARINGS AT COUNTY HOUSES OF CORRECTION

A. Release Hearings: County Cases of More Than One Year

In 1983, the Massachusetts Parole Board conducted 971 release hearings at county institutions for cases of more than one year. As a result of these hearings, 730 inmates were released from institutions and placed under the supervision of field parole officers in seven regions across the Commonwealth. Of the 971 release hearings held, 899 were first hearings, those in which the inmate was seen by the Parole Board for the first time on that sentence. First hearings consist of regular order, early consideration and Mutual Agreement Programming (MAP) Negotiation hearings.⁴ One state inmate seen at the Springfield House of Correction for a special consideration hearing was also included in this category.

During 1983, there were 800 regular order, 18 early consideration and 80 MAP Negotiation hearings conducted. In addition to first hearings, there were 14 annual review hearings, 35 postponement hearings and 23 reconsideration hearings conducted. Table 4 presents this information and the paroling rate for each type of hearing.

Table 4. Release Hearings at County Institutions for Cases of More Than One Year, 1983

Type of Hearing	Number of Hearings Held ¹	Number of Persons Released	Paroling Rate(%)
First	899	675	75.1
Annual Review	14	7	50.0
Postponement	35	31	88.6
Reconsideration	23	17	73.9
Total	971	730	75.2

¹In addition 45 inmates waived their right to a hearing and 16 were not seen due to other reasons.

⁴MAP or Mutual Agreement Programming consists of a contract between the inmate, Parole Board and institution whereby the inmate receives a fixed parole release date for the successful achievement of behavioral, treatment, training and work objectives while in the institution. Table 17 presents the results of the MAP Negotiation Hearings. (See Appendix B)

The largest number of release hearings, 116, was held in the month of October and the smallest, 55, in the month of July. Table 5 depicts the number of release hearings by month in 1983.

Table 5. Release Hearings by Month for County Cases of More Than One Year, 1983

Month	Number of Hearings Held ¹	Number of Persons Released	Paroling Rate(%)
January	62	44	71.0
February	84	57	67.9
March	69	59	85.5
April	93	62	66.7
May	71	53	74.6
June	102	79	77.5
July	55	40	72.7
August	91	71	78.0
September	82	63	76.8
October	116	88	75.9
November	72	56	77.8
December	74	58	78.4
Total	971	730	75.2

¹In addition, 45 inmates waived their right to a hearing and 16 were not seen due to other reasons.

Revocation and Rescission Hearings

In 1983, the Parole Board conducted 193 revocation hearings at county houses of correction. Of this number, 38 resulted in the granting of a new release date and six (6) to a parole to custody. This produced a re-paroling rate of (23%) for county parole violators in 1983. Table 6 depicts the results of the 193 revocation hearings held at county houses of correction in 1983. The largest number of revocation hearings, 23, was held in the month of February and the smallest, eight (8), in the month of August.

Table 6. Revocation Hearings at County Institutions by Month, 1983

Month	Number of Hearings Held	Number of Persons Re-Paroled	Number of Persons Re-Incarcerated
January	10	0	10
February	23	6	17
March	9	3	6
April	21	2	19
May	14	5	9
June	10	3	7
July	18	2	16
August	8	4	4
September	22	3	19
October	22	6	16
November	16	2	14
December	20	8	12
Total	193	44	149

In addition, there were 82 rescission hearings held in 1983. Table 20 depicts the results of those hearings. (See Appendix B) Overall, the Massachusetts Parole Board conducted an average of 81 release hearings, 16 revocation hearings and seven (7) rescission hearings per month at county houses of correction for cases of more than one year in 1983.

B. Release Hearings: County Cases of One Year or Less

In 1983, Hearing Officers of the Massachusetts Parole Board conducted 3231 release hearings for all county cases of one year or less in accordance with Chapter 647 of the Acts of 1973 and M.G.L. Chapter 127, S. 128; Chapter 155 of Acts of 1980. All release hearings were first hearings, those in which the inmate was seen by the hearing officer for the first time on that sentence. In addition, 245 inmates waived their right to a hearing and 20 were not seen due to other reasons.

The Parole Board voted parole, reserve or parole to custody for 2169 of the total 3231 cases under consideration. Therefore, the paroling rate for county cases of one year or less was (67%) in 1983.

IV. CONCLUSION

A. State Institutions

The number of release hearings held at state institutions totaled 2134 in 1983. This figure represents an increase of (23%) over the total of 1734 release hearings held in 1982.⁵ The paroling rate for state cases in 1983 was (56%). This represents an increase of (1%) over the 1982 paroling rate of (55%). The number of revocation hearings at state institutions in 1983 totaled 450. This represents an increase of (17%) over the total of 383 revocation hearings held in 1982. The number of rescission hearings totaled 235 in 1983. This represents an increase of (36%) over the total of 173 rescission hearings held in 1982. The total number of hearings held at state institutions was 2819 in 1983. This represents a (23%) increase over the total of 2290 hearings held in 1982.

B. County Houses of Correction

The number of release hearings for all county cases totaled 4202 in 1983. This figure represents an increase of (6%) over the total of 3947 hearings held in 1982.⁶ The paroling rate for all county cases was (69%). This represents an increase of (13%) over the 1982 paroling rate of (56%). The number of revocation hearings at county institutions totaled 193 in 1983. This represents an increase of (11%) over the total of 174 revocation hearings held in 1982. The number of rescission hearings totaled 82 in 1983. This represents a decrease of (10%) over the total of 91 rescission hearings held in 1982.

C. Totals

The number of release hearings held at all state and county institutions totaled 6336 in 1983. This represents an increase of (12%) over the total of 5681 release hearings held in 1982.

The grand total of institutional hearings held in 1983 was 7296. This represents an increase of (12%) over the grand total of 6502 institutional hearings held in 1982.

The overall paroling rate for state and county cases was (65%) in 1983. This represents an increase of (9%) over the 1982 paroling rate of (56%).

D. Tables and Decisions, 1983

The remainder of this report consists of tables depicting the results of hearings held by Parole Board members and Hearing Officers in 1983. A complete set of tables is available for review in the Planning, Research and Program Development Unit of the Massachusetts Parole Board.

⁵In addition, in 1982, 108 inmates waived their right to a hearing and 62 were not seen due to other reasons.

⁶In addition, in 1982, 301 inmates waived their right to a hearing and 13 were not seen due to other reasons.

APPENDIX A: TABLES (STATE CASES)

Table 7. Release Hearings: State Institution by Decision

INSTITUTION	DECISION											
	Parole		Reserve		Parole to Custody		Deny		Other ¹		Total ²	
	N	%	N	%	N	%	N	%	N	%	N	%
NCCI (Gardner)	2	0.9	88	38.4	17	7.4	38	16.6	84	36.7	229	10.7
Walpole	7	2.5	90	32.5	14	5.1	90	32.5	76	27.4	277	13.0
Concord	8	2.4	165	49.8	2	0.6	51	15.4	105	31.7	331	15.5
Framingham	26	14.9	87	50.0	2	1.1	21	12.1	38	21.8	174	8.2
Shirley/Lancaster	6	2.6	156	67.2	0	0.0	12	5.2	58	25.0	232	10.9
Norfolk	8	2.4	130	38.9	32	9.6	68	20.4	96	28.7	334	15.7
Bridgewater	0	0.0	3	13.6	1	4.5	14	63.6	4	18.2	22	1.0
SECC	2	1.7	33	28.2	3	2.6	44	36.6	35	29.9	117	5.5
Pre-Release/MCI-Plymouth	7	1.7	313	74.9	0	0.0	15	3.6	83	19.9	418	19.6
TOTAL	66	3.1	1065	49.9	71	3.3	353	16.5	579	27.1	2134	100.0

¹Other decisions consist of open reserve, action pending and postpone.

²In addition 121 inmates waived their right to a hearing and 56 were not seen to due other reasons.

Table 8. First Hearings: State Institution by Decision

INSTITUTION	DECISION											
	Parole		Reserve		Parole to Custody		Deny		Other ¹		Total ²	
	N	%	N	%	N	%	N	%	N	%	N	%
NCCI (Gardner)	0	0.0	57	41.9	7	5.1	31	22.8	41	30.1	136	9.4
Walpole	6	4.1	56	38.6	5	3.4	38	26.2	40	27.6	145	10.0
Concord	6	2.5	129	53.1	2	0.8	36	14.8	70	28.8	243	16.7
Framingham	22	15.8	70	50.4	1	0.7	18	12.9	28	20.1	139	9.6
Shirley/Lancaster	6	2.9	144	69.6	0	0.0	9	4.3	48	23.2	207	14.2
Norfolk	6	3.3	64	34.8	15	8.2	39	21.2	60	32.6	184	12.7
Bridgewater	0	0.0	3	27.3	0	0.0	6	54.5	2	18.2	11	0.8
SECC	0	0.0	19	29.2	1	1.5	23	35.4	22	33.8	65	4.5
Pre-Release/MCI-Plymouth	5	1.5	249	77.1	0	0.0	10	3.1	59	18.3	323	22.2
TOTAL	51	3.5	791	54.4	31	2.1	210	14.5	370	25.5	1453	100.0

¹Other decisions consist of open reserve, action pending and postpone.

²In addition 63 inmates waived their right to a hearing and 28 were not seen to due other reasons.

Table 9. Special Consideration (Chapter 764) Hearings: State Institution by Decision

INSTITUTION	DECISION									
	Reserve		Parole to Custody		Deny		Other ¹		Total ²	
	N	%	N	%	N	%	N	%	N	%
Walpole	2	100.0	0	0.0	0	0.0	0	0.0	2	9.5
Concord	4	100.0	0	0.0	0	0.0	0	0.0	4	19.0
Framingham	1	100.0	0	0.0	0	0.0	0	0.0	1	4.8
Shirley/ Lancaster	1	100.0	0	0.0	0	0.0	0	0.0	1	4.8
Norfolk	1	33.3	2	66.7	0	0.0	0	0.0	3	14.3
Pre-Release	6	60.0	0	0.0	1	10.0	3	30.0	10	47.6
TOTAL	15	71.4	2	9.5	1	4.8	3	14.3	21	100.0

¹Other decisions consist of open reserve and action pending.

²In addition one (1) inmate waived his right to a hearing.










Table 12. Rescission Hearings: State Institution by Decision

INSTITUTION	DECISION											
	Rescission Not Affirmed		Rescission Affirmed New Release		Rescission Affirmed To Custody		Rescission Affirmed Deny		Rescission Affirmed Other ¹		Total	
	N	%	N	%	N	%	N	%	N	%	N	%
NCCI (Gardner)	1	3.0	19	57.6	1	3.0	5	15.2	7	21.2	33	14.0
Walpole	1	3.1	7	21.9	2	6.3	7	21.9	15	46.9	32	13.6
Concord	1	1.3	44	55.0	1	1.3	12	15.0	22	27.5	80	34.0
Framingham	1	6.7	5	33.0	0	0.0	4	26.7	5	33.0	15	6.4
Shirley/Lancaster	0	0.0	3	100.0	0	0.0	0	0.0	0	0.0	3	1.3
Norfolk	0	0.0	25	45.5	1	1.8	16	29.1	13	23.6	55	23.4
Bridgewater	0	0.0	1	100.0	0	0.0	0	0.0	0	0.0	1	0.4
SECC	0	0.0	4	36.4	0	0.0	3	27.3	4	36.4	11	4.7
Pre-Release	0	0.0	3	60.0	1	20.0	0	0.0	1	20.0	5	2.1
TOTAL	4	1.7	111	47.2	6	2.6	47	20.0	67	28.5	235	100.0

¹Other decisions consist of open reserve, action pending and postpone.

Table 13. Revocation Hearings: State Institution by Decision

INSTITUTION	DECISION											
	Revocation Not Affirmed		Revocation Affirmed New Release		Revocation Affirmed To Custody		Revocation Affirmed Deny		Revocation Affirmed Other ¹		Total	
	N	%	N	%	N	%	N	%	N	%	N	%
NCCI (Gardner)	0	0.0	2	12.5	1	6.3	5	31.3	8	50.0	16	3.6
Walpole	0	0.0	5	26.3	0	0.0	7	36.8	7	36.8	19	4.2
Concord	1	0.3	106	30.3	10	2.9	143	40.9	90	25.7	350	77.8
Framingham	0	0.0	8	24.2	0	0.0	7	21.2	18	54.5	33	7.3
Shirley/Lancaster	0	0.0	1	100.0	0	0.0	0	0.0	0	0.0	1	0.2
Norfolk	1	4.2	5	20.8	1	4.2	7	29.2	10	41.7	24	5.3
Bridgewater	0	0.0	0	0.0	0	0.0	3	75.0	1	25.0	4	0.9
SECC	1	50.0	0	0.0	0	0.0	1	50.0	0	0.0	2	0.4
Pre-Release	0	0.0	0	0.0	0	0.0	0	0.0	1	100.0	1	0.2
Total	3	0.7	127	28.2	12	2.7	173	38.4	135	30.0	450	100.0

¹Other decisions consist of open reserve, action pending and postpone.

Table 14A. Release Hearings: State Institution by Month

INSTITUTION	DECISION											
	January		February		March		April		May		June	
	N	%	N	%	N	%	N	%	N	%	N	%
NCCI (Gardner)	24	10.5	19	8.3	12	5.2	23	10.0	21	9.2	26	11.4
Walpole	21	7.6	23	8.3	25	9.0	17	6.1	26	9.4	18	6.5
Concord	26	7.9	20	6.0	33	10.0	25	7.6	27	8.2	36	10.9
Framingham	16	9.2	11	6.3	13	7.5	16	9.2	17	9.8	17	9.8
Shirley/ Lancaster	28	12.1	9	3.9	21	9.1	17	7.3	19	8.2	18	7.8
Norfolk	19	5.7	27	8.1	32	9.6	24	7.2	24	7.2	28	8.4
Bridgewater	9	40.9	3	13.6	0	0.0	0	0.0	0	0.0	3	13.6
SECC	7	6.1	6	5.2	5	4.3	16	13.9	7	6.1	7	6.1
Pre-Release/ MCI-Plymouth	40	9.5	45	10.7	40	9.5	29	6.9	39	9.3	32	7.6
TOTAL	190	8.9	163	7.6	181	8.5	167	7.8	180	8.4	185	8.7

Table 14B. Release Hearings: State Institution by Month

INSTITUTION	DECISION													
	July		August		September		October		November		December		Total	
	N	%	N	%	N	%	N	%	N	%	N	%	N	%
NCCI (Gardner)	23	10.0	27	11.8	0	0.0	22	9.6	19	8.3	13	5.7	229	10.7
Walpole	0	0.0	38	13.7	29	10.5	34	12.3	26	9.4	20	7.2	277	13.0
Concord	28	8.5	34	10.3	35	10.6	36	10.9	19	5.7	12	3.6	331	15.5
Framingham	23	13.2	0	0.0	21	12.1	16	9.2	17	9.8	7	4.0	174	8.2
Shirley/ Lancaster	20	8.6	9	3.9	24	10.3	24	10.3	21	9.1	22	9.5	232	10.9
Norfolk	70	21.0	16	4.8	15	4.5	25	7.5	36	10.8	18	5.4	334	15.7
Bridgewater	2	9.1	0	0.0	5	22.7	0	0.0	0	0.0	0	0.0	22	1.0
SECC	23	20.0	0	0.0	11	9.6	7	6.1	15	13.0	11	9.6	115	5.4
Pre-Release/ MCI-Plymouth	29	6.9	12	2.9	35	8.3	25	6.0	31	7.4	63	15.0	420	19.7
TOTAL	218	10.2	136	6.4	175	8.2	189	8.9	184	8.6	166	7.8	2134	100.0

APPENDIX B: TABLES (COUNTY CASES OF MORE THAN ONE YEAR)

Table 15. Release Hearings (Cases of More Than One Year): County Institution by Decision

INSTITUTION	DECISION											
	Parole		Reserve		Parole to Custody		Deny		Other ¹		Total ²	
	N	%	N	%	N	%	N	%	N	%	N	%
Barnstable	0	0.0	18	85.7	0	0.0	2	9.5	1	4.8	21	2.2
Billerica	6	3.1	136	70.8	2	1.0	32	16.7	16	8.3	192	19.8
Dedham	0	0.0	46	67.6	0	0.0	15	22.1	7	10.3	68	7.0
Deer Island	5	3.6	89	65.0	0	0.0	24	17.5	19	13.9	137	14.1
Greenfield	0	0.0	8	61.5	2	15.4	0	0.0	3	23.1	13	1.3
Lawrence	2	3.3	42	70.0	2	3.3	7	11.7	7	11.7	60	6.2
New Bedford	3	5.7	46	86.8	0	0.0	3	5.7	1	1.9	53	5.5
Northampton	0	0.0	32	72.7	1	2.3	3	6.8	8	18.2	44	4.5
Pittsfield	2	5.9	21	61.8	3	8.8	6	17.6	2	5.9	34	3.5
Plymouth	2	3.1	39	60.0	2	3.1	10	15.4	12	18.5	65	6.7
Salem	1	2.7	24	64.9	1	2.7	7	18.9	4	10.8	37	3.8
Springfield	7	4.5	114	73.1	1	0.6	12	7.7	22	14.1	156	16.1
Worcester	0	0.0	66	77.6	3	3.5	7	8.2	9	10.6	85	8.8
E. Cambridge	1	16.7	2	33.3	1	16.7	1	16.7	1	16.7	6	0.6
TOTAL	29	3.0	683	70.3	18	1.9	129	13.3	112	11.5	971	100.0

¹Other decisions consist of open reserve, action pending and postpone.

²In addition 45 inmates waived their right to a hearing and 16 were not seen due to other reasons.

Table 16. First Hearings (Cases of More Than One Year): County Institution by Decision

INSTITUTION	DECISION											
	Parole		Reserve		Parole to Custody		Deny		Other ¹		Total ²	
	N	%	N	%	N	%	N	%	N	%	N	%
Barnstable	0	0.0	17	85.0	0	0.0	2	10.0	1	5.0	20	2.2
Billerica	4	2.3	126	71.6	1	0.6	29	16.5	16	9.1	176	19.6
Dedham	0	0.0	43	70.5	0	0.0	13	21.3	5	8.2	61	6.8
Deer Island	5	3.7	86	64.2	0	0.0	24	17.9	19	14.2	134	14.9
Greenfield	0	0.0	5	50.0	2	20.0	0	0.0	3	30.0	10	1.1
Lawrence	1	1.7	41	70.7	2	3.4	7	12.1	7	12.1	58	6.5
New Bedford	2	4.0	46	92.0	0	0.0	2	4.0	0	0.0	50	5.6
Northampton	0	0.0	29	76.3	1	2.6	2	5.3	6	15.8	38	4.2
Pittsfield	2	7.4	18	66.7	1	3.7	6	22.2	0	0.0	27	3.0
Salem	1	2.8	23	63.9	1	2.8	7	19.4	4	11.1	36	4.0
Springfield	6	4.1	105	71.9	1	0.7	12	8.2	22	15.1	146	16.2
Worcester	0	0.0	59	77.6	3	3.9	5	6.6	9	11.8	76	8.5
E. Cambridge	1	16.7	2	33.3	1	16.7	1	16.7	1	16.7	6	0.7
TOTAL	24	2.7	636	70.7	15	1.7	120	13.3	104	11.6	899	100.0

¹Other decisions consist of open reserve, action pending and postpone.

²In addition 39 inmates waived their right to hearing and 13 were not seen due to other reasons.

Table 17. MAP Negotiation Hearings: County Institution by Decision

INSTITUTION	DECISION									
	Parole		Reserve		Deny		Other ¹		Total ²	
	N	%	N	%	N	%	N	%	N	%
Springfield	5	6.3	67	83.8	2	2.5	6	7.5	80	100.0

¹Other decisions consist of open reserve, action pending and postpone.

²In addition, two (2) inmates were not seen by the Parole Board.

Table 18. Early Consideration Hearings. County Institution by Decision

INSTITUTION	DECISION									
	Parole		Reserve		Parole to Custody		Other ¹		Total	
	N	%	N	%	N	%	N	%	N	%
Barnstable	0	0.0	1	100.0	0	0.0	0	0.0	1	5.6
Billerica	0	0.0	1	100.0	0	0.0	0	0.0	1	5.6
Dedham	0	0.0	0	0.0	0	0.0	1	100.0	1	5.6
Deer Island	1	100.0	0	0.0	0	0.0	0	0.0	1	5.6
Lawrence	1	33.3	1	33.3	0	0.0	1	33.3	3	16.7
New Bedford	1	50.0	1	50.0	0	0.0	0	0.0	2	11.1
Northampton	0	0.0	2	66.7	1	33.3	0	0.0	3	16.7
Plymouth	1	33.3	2	66.7	0	0.0	0	0.0	3	16.7
Springfield	1	50.0	0	0.0	0	0.0	1	50.0	2	11.1
Worcester	0	0.0	0	0.0	1	100.0	0	0.0	1	5.6
TOTAL	5	27.8	8	44.4	2	11.1	3	16.7	18	100.0

¹Other decisions consist of open reserve, action pending and postpone.

Table 19. Revocation Hearings: County Institution by Decision

INSTITUTION	DECISION											
	Revocation Not Affirmed		Revocation Affirmed New Release		Revocation Affirmed To Custody		Revocation Affirmed Deny		Revocation Affirmed Other ¹		Total	
	N	%	N	%	N	%	N	%	N	%	N	%
Barnstable	0	0.0	0	0.0	0	0.0	1	100.0	0	0.0	1	0.5
Billerica	1	1.9	9	17.3	1	1.9	25	48.1	16	30.8	52	26.9
Dedham	1	9.1	0	0.0	0	0.0	9	81.8	1	9.1	11	5.7
Deer Island	1	3.8	5	19.2	1	3.8	9	34.6	10	38.5	26	13.5
Greenfield	0	0.0	0	0.0	1	33.3	1	33.3	1	33.3	3	1.6
Lawrence	0	0.0	2	28.6	0	0.0	1	14.3	4	57.1	7	3.6
New Bedford	0	0.0	2	28.6	0	0.0	4	57.1	1	14.3	7	3.6
Northampton	0	0.0	3	37.5	0	0.0	2	25.0	3	37.5	8	4.1
Pittsfield	0	0.0	0	0.0	0	0.0	5	83.3	1	16.7	6	3.1
Plymouth	0	0.0	0	0.0	0	0.0	7	63.6	4	36.4	11	5.7
Salem	1	16.7	3	50.0	0	0.0	1	16.7	1	16.7	6	3.1
Springfield	1	2.9	4	11.4	2	5.7	21	60.0	7	20.0	35	18.1
Worcester	0	0.0	5	29.4	1	5.9	7	41.2	4	23.5	17	8.8
E. Cambridge	0	0.0	0	0.0	0	0.0	3	100.0	0	0.0	3	1.6
TOTAL	5	2.6	33	17.1	6	3.1	96	49.7	53	27.5	193	100.0

¹Other decisions consist of action pending, postpone, lift warrant, warrant to stand and not seen.

Table 20. Rescission Hearings: County Institution by Decision

INSTITUTION	DECISION											
	Rescission Not Affirmed		Rescission Affirmed New Release		Rescission Affirmed To Custody		Rescission Affirmed Deny		Rescission Affirmed Other ¹		Total	
	N	%	N	%	N	%	N	%	N	%	N	%
Billerica	0	0.0	12	63.2	0	0.0	5	26.3	2	10.5	19	23.2
Dedham	0	0.0	2	50.0	1	25.0	1	25.0	0	0.0	4	4.9
Deer Island	0	0.0	3	42.9	0	0.0	2	28.6	2	28.6	7	8.5
Lawrence	0	0.0	1	20.0	0	0.0	3	60.0	1	20.0	5	6.1
New Bedford	0	0.0	1	33.3	0	0.0	2	66.7	0	0.0	3	3.7
Pittsfield	0	0.0	2	66.7	0	0.0	0	0.0	1	33.3	3	3.7
Salem	1	50.0	1	50.0	0	0.0	0	0.0	0	0.0	2	2.4
Springfield	0	0.0	12	50.0	0	0.0	7	29.2	5	20.8	24	29.3
Worcester	0	0.0	8	57.1	0	0.0	3	21.4	3	21.4	14	17.1
E. Cambridge	0	0.0	0	0.0	0	0.0	1	100.0	0	0.0	1	1.2
TOTAL	1	1.2	42	51.2	1	1.2	24	29.3	14	17.1	82	100.0

¹Other decisions consist of action pending, postpone and denied at own request.

APPENDIX C: TABLES (COUNTY CASES OF ONE YEAR OR LESS)

Table 21. Release Hearing (Cases of One Year or Less): County Institution by Decision

INSTITUTION	DECISION											
	Parole		Reserve		Parole to Custody		Deny		Other ¹		Total ²	
	N	%	N	%	N	%	N	%	N	%	N	%
Barnstable	34	38.6	28	31.8	3	3.4	22	25.0	1	1.1	88	2.7
Billerica	149	29.7	190	37.8	11	2.2	139	27.7	13	2.6	502	15.5
Charles St.	1	16.7	1	16.7	0	0.0	4	66.7	0	0.0	6	0.2
Dedham	73	34.8	67	31.9	5	2.4	65	31.0	0	0.0	210	6.5
Deer Island	71	19.1	160	43.0	1	0.3	133	35.8	7	1.9	372	11.5
Greenfield	10	19.2	13	25.0	0	0.0	23	44.2	6	11.5	52	1.6
Lawrence	83	39.7	52	24.9	2	1.0	69	33.0	3	1.4	209	6.5
New Bedford	64	27.2	117	49.8	6	2.6	47	20.0	1	0.4	235	7.3
Northampton	15	26.3	18	31.6	1	1.8	22	38.6	1	1.8	57	1.8
Pittsfield	37	33.0	28	25.0	0	0.0	45	40.2	2	1.8	112	3.5
Plymouth	62	29.7	81	38.8	3	1.4	61	29.2	2	1.0	209	6.5

¹Other decisions consist of open reserve, action pending and postpone.

²In addition 245 inmates waived their right to a hearing and 20 were not seen due to other reasons.

Table 21. Release Hearing (Cases of One Year or Less): County Institution by Decision

INSTITUTION	DECISION											
	Parole		Reserve		Parole to Custody		Deny		Other ¹		Total ²	
	N	%	N	%	N	%	N	%	N	%	N	%
Salem	68	36.2	58	30.9	2	1.1	60	31.9	0	0.0	188	5.8
Springfield	98	33.4	65	22.2	6	2.0	122	41.6	2	0.7	293	9.1
Worcester	140	31.0	159	35.3	12	2.7	138	30.6	2	0.4	451	14.0
Edgartown	0	0.0	2	40.0	0	0.0	3	60.0	0	0.0	5	0.2
E. Cambridge	68	66.0	17	16.5	1	1.0	17	16.5	0	0.0	103	3.2
Framingham	42	31.1	39	28.9	2	1.5	50	37.0	2	1.5	135	4.2
Lancaster	0	0.0	4	100.0	0	0.0	0	0.0	0	0.0	4	0.1
TOTAL	1015	31.4	1099	34.0	55	1.7	1020	31.6	42	1.3	3231	100.0

¹Other decisions consist of open reserve, action pending and postpone.

²In addition, 245 inmates waived their right to a hearing and 20 were not seen due to other reasons.

APPENDIX D: GLOSSARY OF TERMS

GLOSSARY OF TERMS

ACTION PENDING: A vote of action pending indicates a deferment of a decision by the Board for the purposes of clarification of facts, further input from interested parties, resolution of legal problems or other considerations which would require a delay of parole.

DENY: A deny vote closes out release consideration for a period of one year. However, the Board may consider upon request, a rehearing on the merits of the individual prior to the expiration of one year.

PAROLE TO CUSTODY: There are two types of parole to custody votes. An individual may either be paroled to a from and after sentence which would allow him to begin serving a new sentence or he may be paroled to a Massachusetts, Federal or out of state detainer.

RESCISSION AFFIRMED: A rescission affirmed vote by the Parole Board indicates that the Board found sufficient evidence to withdraw a previous release date. This decision by the Board is followed by an additional disposition such as parole, reserve, parole denied or parole to custody.

RESCISSION NOT AFFIRMED: A vote of rescission not affirmed reactivates an individual's parole release vote. In this situation the Parole Board finds insufficient reasons for withdrawing a previous vote.

RESERVE: A reserve vote is one which requires the issuance of a certificate of parole on a future date indicated on the vote sheet, provided that the individual has satisfied the written required conditions (i.e. home, work or home and work).

REVOCATION AFFIRMED: A revocation affirmed vote is one where the Board makes a final determination that a violation of parole was committed. A vote of revocation affirmed is followed by an additional disposition such as parole, reserve, parole denied or parole to custody.

REVOCATION NOT AFFIRMED: A vote of revocation not affirmed is one where the Board does not find sufficient grounds on which to support the provisional revocation. The individual concerned would be released on parole.

END