

94099

UN

REPORTS OF THE PROCEEDINGS  
OF THE  
FEDERAL CONFERENCE  
OF THE  
UNITED STATES  
HELD IN  
WASHINGTON, D.C.  
March 16 and 17, 1963  
and  
September 21 and 22, 1963  
ANNUAL REPORT  
OF THE  
DIRECTOR OF THE ADMINISTRATIVE OFFICE  
OF THE  
UNITED STATES COURTS  
1963



94049

REPORTS OF THE PROCEEDINGS

OF THE

X // JUDICIAL CONFERENCE

OF THE

UNITED STATES

HELD IN

WASHINGTON, D.C.

March 16 and 17, 1983

and

September 21 and 22, 1983

ANNUAL REPORT

OF THE

DIRECTOR OF THE ADMINISTRATIVE OFFICE

OF THE

UNITED STATES COURTS

1983

U.S. Department of Justice  
National Institute of Justice

This document has been reproduced exactly as received from the person or organization originating it. Points of view or opinions stated in this document are those of the authors and do not necessarily represent the official position or policies of the National Institute of Justice.

Permission to reproduce this ~~copyrighted~~ material has been granted by

Public Domain/Administrative  
Office of the U.S. Courts

to the National Criminal Justice Reference Service (NCJRS).

Further reproduction outside of the NCJRS system requires permission of the ~~copyright~~ owner.

**TABLE OF CONTENTS**  
**REPORT OF THE PROCEEDINGS OF THE**  
**JUDICIAL CONFERENCE OF THE UNITED STATES**

**March 16-17, 1983**

	Page
Call of the Conference .....	1
Report of the Director of the Administrative Office of the United States Courts .....	4
Judicial Panel on Multidistrict Litigation .....	5
Committee on the Judicial Branch .....	5
Committee on Court Administration .....	5
Additional Judgeships .....	6
Administrative Office Statistical Records .....	6
Advisory Commission on Intergovernmental Relations .....	7
Habeas Corpus Reform .....	7
Judicial Reform Act of 1982 .....	7
Dispository Libraries .....	9
Salaries of Article I Judges and Supporting Judicial Officers .....	9
Places of Holding Court .....	10
Supervisory Staff Attorneys .....	10
Court Reporters .....	11
Additional Supporting Personnel .....	12
Distribution of Reports .....	12
Committee on the Budget .....	13
Judicial Ethics Committee .....	13
Distribution of Reporting Forms .....	13
References to the Attorney General .....	13
Review of Reports .....	14
Advisory Committee on Codes of Conduct .....	14
Activities of the Committee .....	14
Codes of Conduct for Clerks of Court and Probation Officers .....	15
Committee on the Administration of the Federal Magistrates System .....	15
Judicial Reform Act of 1982 .....	15
Salaries of Part-Time Magistrates .....	16
Travel Regulations .....	17
Changes in Magistrate Positions .....	17

NCJRS

APR 2 1984

ACQUISITIONS

Committee on the Administration of the	
Bankruptcy System .....	25
Arrangements for Bankruptcy Judges .....	25
Guidelines for Chapter 13 Administration .....	26
Bankruptcy Workload .....	26
Bankruptcy Legislation .....	27
Committee on the Administration of the	
Probation System .....	28
Sentencing Reform .....	28
Sentencing Institutes .....	29
Committee on the Administration of the	
Criminal Law .....	29
Bail Reform Legislation .....	29
Committee on the Operation of the	
Jury System .....	31
Grand Jury Reform Legislation .....	31
Committee on Intercircuit Assignments .....	32
Committee to Implement the Criminal	
Justice Act .....	32
Appointments and Payments .....	32
Budget Requests - Federal Public	
Defenders .....	33
Grant Requests - Community Defender	
Organizations .....	33
Guidelines .....	34
Committee on Pacific Territories .....	34
Ad Hoc Committee on the Law Clerk	
Selection Process .....	36
Committee to Review Circuit Council	
Conduct and Disability Orders .....	36
Courtroom Photographs .....	37
Elections .....	37
Pretermission of Terms of the	
Courts of Appeals .....	37
Release of Conference Action .....	38

**TABLE OF CONTENTS**  
**REPORT OF THE PROCEEDINGS OF THE**  
**JUDICIAL CONFERENCE OF THE UNITED STATES**

September 21-22, 1983

	Page
Call of the Conference .....	41
Report of the Director of the Administrative	
Office of the U.S. Courts .....	43
Judicial Business of the Courts .....	44
Judicial Panel on Multidistrict Litigation .....	45
Committee on the Judicial Branch .....	45
Social Security Amendments Act of 1983 .....	45
Quadrennial Salary Commission .....	47
Committee on Court Administration .....	47
Electronic Sound Recording .....	47
Court Reporters' Annual Leave .....	49
Annual and Sick Leave for Law Clerks	
and Secretaries .....	49
Courtroom Facilities .....	50
Fees of Court Reporters .....	51
Court Reporter Positions .....	51
Automation .....	52
Retirement Coverage for Law Clerks .....	53
Court Quarters and Accommodations .....	54
Places of Holding Court .....	55
Frivolous Litigation .....	56
Habeas Corpus Reform .....	56
Certification of Questions of State Law .....	57
Race to the Courthouse .....	58
Limitation on the Jurisdiction of Federal	
Courts Over State Cases .....	58
Federal Tort Claims Act .....	59
Discrimination in Employment .....	59
Appeals from the International Trade	
Commission and Certifications from	
District Courts to the Court of Appeals	
for the Federal Circuit .....	60
Peremptory Challenges of Judges .....	60
Additional Judgeships .....	61



Committee on the Budget .....	61
Supplemental Appropriations for the Fiscal Year 1984 .....	61
Appropriations for the Fiscal Year 1985 .....	62
Budget Call .....	63
Judicial Ethics Committee .....	63
Activities of the Committee .....	63
Reporting Form and Instructions .....	63
Advisory Committee on Codes of Conduct .....	64
Activities of the Committee .....	64
Committee on Intercircuit Assignments .....	65
Committee on Rules of Practice and Procedure .....	65
Rules Enabling Acts .....	65
Operating Procedures .....	66
Local Rules of Court .....	67
Advisory Committees .....	67
Committee on the Administration of the Probation System .....	67
Sentencing Reform .....	68
Sentencing Institutes .....	69
Committee on the Administration of the Bankruptcy System .....	69
Survey of the Need for Bankruptcy Judges .....	69
Arrangements for Bankruptcy Judges .....	70
Bankruptcy Interim Rule .....	70
Committee on the Administration of the Federal Magistrates System .....	70
Changes in Magistrate Positions .....	70
Committee to Implement the Criminal Justice Act .....	80
Appointments and Payments .....	80
Budget Requests—Federal Public Defenders .....	80
Grant Requests—Community Defender Organizations .....	82
Guidelines .....	84
Amendments to the Criminal Justice Act .....	84
Ratification of Expenses Incurred Prior to Authorization .....	85
Legal Malpractice .....	86
Committee on the Administration of the Criminal Law .....	86
Bail Reform .....	86
Comprehensive Crime Control Act of 1983 .....	87
Witness Security .....	88
National Violent Crime Program .....	88

Committee on the Operation of the Jury System .....	88
Juror Qualification Questionnaire .....	88
Implementation Committee on Admission of Attorneys to Federal Practice .....	89
Committee to Review Circuit Council Conduct and Disability Orders .....	90
Ad Hoc Committee on the Law Clerk Selection Process .....	90
Elections .....	91
Pretermission of Terms of the Courts of Appeals .....	91
Release of Conference Action .....	91

# TABLE OF CONTENTS

## ANNUAL REPORT OF THE DIRECTOR OF THE ADMINISTRATIVE OFFICE OF THE U.S. COURTS

	Page
Judicial Business .....	1
Courts of Appeals .....	1
Status of Judgeship Positions .....	3
District Courts .....	4
Civil Cases .....	4
Criminal Cases .....	5
Petit Jurors .....	7
Grand Jurors .....	11
Bankruptcy Courts .....	11
Bankruptcy Filings .....	11
Bankruptcy Terminations .....	14
Pending Estates .....	14
Business Bankruptcies .....	14
Filings by Chapter .....	15
Involuntary Bankruptcies .....	16
Adversary Proceedings .....	16
Magistrates .....	17
Probation .....	18
Work Measurement Staffing Formula .....	20
Judicial Administration .....	23
Statistical Analysis and Reports Division .....	23
Federal Probation Sentencing and Supervision Information System .....	23
Utilization of Courtran Criminal, STARS, Civil, and AIMS Computer Tapes for Judicial Statistics .....	24
Statistics Collected from the U.S. Court of Appeals for the Federal Circuit .....	24
Study of Courts of Appeals Statistics .....	25
New Bankruptcy Reporting Requirement .....	25
Civil Citations Manual Introduced .....	25
Juror Utilization .....	25
Publications .....	26
Statistical Services .....	26
Forecasting Future Judicial Workload .....	26
Quality Control .....	27
Systems Services Division .....	27
Court Systems Branch .....	27
Activities Completed .....	27
Activities Planned for Next Year .....	28
Administrative Office Systems Branch .....	28
Activities Completed .....	28
Activities Undertaken and Still in Progress .....	29
Activities Planned for Next Year .....	29

	Page
Systems Services Division (continued)	
Office Systems Branch .....	30
Activities Completed .....	30
Activities Undertaken and Still Underway .....	31
Activities Planned for Next Year .....	31
Combined Operations Branch .....	32
Activities Completed .....	32
Activities Undertaken and Still in Progress .....	32
Activities Planned for 1983 through 1984 .....	33
Administrative Services Division .....	33
Impact of Legislation .....	33
Activities During the Year Ended June 30, 1983 .....	33
Personnel .....	37
Library and Legal Research Services .....	41
Court Interpreters Program .....	42
Office of Management Review .....	43
U.S. Magistrates .....	44
Legal Manual for U.S. Magistrates .....	44
Legal, Administrative, and Policy Advice to the Judicial Conference .....	45
Legal, Administrative, and Policy Advice to Administrative Office, Court, and Other Government Officials .....	45
Legislation and Civil and Criminal Rules of Procedure .....	45
Surveys of Magistrate Positions .....	46
Management Assistance for the Administration of the Federal Magistrates System .....	46
Administration of the Magistrates Statistical System .....	46
Appointment Procedures and Regulations .....	46
Clerks Division .....	48
Juror Usage .....	48
Civil Case Management .....	48
Prisoner Litigation .....	49
Allocation of Positions .....	49
Local Rules Index .....	49
Probation .....	50
Pretrial Services .....	50
General Activities .....	51
Training .....	51
Statistics .....	52
Federal Probation Sentencing and Supervision Information System .....	53
Drug Aftercare .....	53
Drug Aftercare Evaluation Study .....	54



	Page
Probation (continued)	
Publication 105 and Victim and Witness Protection Act .....	54
<b>The Supervision Process:</b> Publication 106 .....	55
Witness Protection Program .....	55
S. 1182, The Sentencing Reform Act of 1983 .....	55
Alternative Sentencing Project .....	56
Bankruptcy .....	57
Experience Under the Model Interim Rule for the Continued Operation of the Bankruptcy System .....	57
Federal Rules of Bankruptcy Procedure .....	58
Advisory Committee Activities .....	58
Work Measurement .....	59
Automated Notice and Claims Project .....	59
Bankruptcy Judge Survey .....	60
Trustee Oversight .....	60
Criminal Justice Act .....	61
Assigned Counsel - Federal Defender Program .....	61
Federal Public Defender Office, District of Hawaii .....	61
Prisoner Transfer Program .....	61
Judicial Appropriations and Expenditures .....	63
Fiscal Year 1983 .....	63
Fiscal Year 1984 .....	66
Salaries of Judges .....	66
Salaries of Supporting Personnel .....	67
Defender Services .....	67
Fees of Jurors and Commissioners .....	67
Expenses of Operation and Maintenance of the Courts .....	67
Bankruptcy Courts, Salaries and Expenses .....	68
Services for Drug Dependent Offenders .....	68
Space and Facilities .....	68
Court Security .....	68
Enhancements to the Financial Management System .....	68
Post Judgment Interest Rate Notification .....	68
Financial Losses and Irregularities in Accounts .....	69
Bankruptcy Seminars .....	69
Financial Audit Follow-up .....	69
Payroll Audit .....	70
Centralized Collections and Claims .....	70
Registry Funds .....	70
Report of Complaints Filed and Action Taken Under Title 28 U.S.C. Section 372(c) .....	75
Report of Fees and Expenses Awarded Under The <u>Equal Access to Justice Act of 1980</u> .....	80

	Page
Report of Fees and Expenses (continued)	
<u>The Equal Access to Justice Act</u> .....	80
Reporting Requirement .....	80
Amendments to the 1982 Report .....	80
Analysis and Summary of 1983 Data .....	82
Equal Employment Opportunity Program .....	86

**TABLE OF CONTENTS**  
**ANALYSIS OF THE WORKLOAD**  
**OF THE FEDERAL COURTS**  
**DURING THE TWELVE MONTH PERIOD ENDED**  
**JUNE 30, 1983**

	Page
Foreword .....	91
U.S. Courts of Appeals .....	95
Federal Circuit .....	95
Summary of Workload .....	97
Twelve Circuit Courts of Appeals .....	97
Summary of Workload .....	98
Filings Rise 6.0 Percent .....	
Reviews of Administrative Agency Cases Decline	100
1.6 Percent .....	102
Types of Appeals from District Courts .....	104
Dispositions Up 2.4 Percent .....	
Cases Disposed of After Oral Hearing or	104
Submission on Briefs .....	105
Median Time Intervals .....	105
Opinions and Memoranda .....	106
Pending Appeals Up 4.5 Percent .....	107
Oral Hearings and Submissions on Briefs .....	
Case Participations by Resident, Senior, and	109
Visiting Judges .....	110
Other Federal Courts .....	110
Temporary Emergency Court of Appeals .....	
Special Court Established Under the <u>Regional Rail</u>	111
<u>Reorganization Act of 1973</u> .....	112
Cases Under Submission .....	114
U.S. District Courts .....	114
Civil Cases .....	114
Summary of Workload .....	119
Workload Per Authorized Judgeship .....	119
Civil Filings Rise 17.3 Percent .....	120
Civil Filings by Origin .....	121
Types of Civil Cases Commenced .....	
Recovery of Overpayments and Enforcement of	124
Judgments Increase 37.2 Percent .....	125
Prisoner Petitions .....	128
Antitrust Litigation Up 12.1 Percent .....	129
Land Condemnation .....	129
Product Liability .....	
Environmental and Energy Allocation	129
Litigation .....	134
Fraud, Including Truth in Lending .....	134
Civil Rights Litigation Up 15.8 Percent .....	
Social Security Act Cases Increase 58.6	140
Percent .....	141
Civil Terminations Up 13.7 Percent .....	141
Terminations by Nature of Suit .....	

	Page
Civil Cases (continued)	
Median Time to Dispose of Civil Cases .....	142
Pending Civil Workload Up 12.9 Percent .....	143
Civil Cases Pending Three Years or More .....	145
Class Action Litigation .....	148
Orders Dispensing With or Requiring Filing of	
Discovery Materials .....	152
Transfer of Cases Under Title 28 U.S.C.	
Section 1407 .....	158
Criminal Caseload .....	160
Summary of Workload .....	160
Case Filings by Type of Proceedings .....	162
Filings by Major Offense .....	163
Southern District of Florida Reports Rapid Rise	
in Drug (DAPCA) Filings .....	166
Case Filings by District Up 9.7 Percent .....	167
Case Terminations Up 7.0 Percent .....	167
Disposition of Defendants Increased 7.1	
Percent .....	167
Disposition by Offense .....	170
Disposition by District .....	171
Median Time from Filing to Disposition Remains	
4.3 Months .....	172
Pending Cases by District .....	173
Pending Cases by Offense Increased 11.3	
Percent .....	173
Pending Defendants Increase 10.4 Percent .....	174
<u>Speedy Trial Act</u> .....	178
Introduction .....	178
Dismissals Under Title 18 U.S.C. Section	
3162(a) .....	178
Compliance with Speedy Trial Intervals One	
and Two Improves .....	179
Interval Three - Conviction to Sentencing .....	180
Detention Time .....	181
Weighted Case Filings Per Authorized	
Judgeship .....	182
Trials .....	183
Trials Completed .....	183
Length of Trials .....	184
Median Time from Issue to Trial .....	185
Three-Judge Court Hearings .....	186
Juror Service .....	187
Grand Jury Activity Rises .....	187
Petit Jury Statistics Emphasize Jury	
Selections .....	190
Jurors Not Selected, Serving, or	
Challenged .....	191
Federal Public/Community Defenders .....	192
U.S. Magistrates .....	195
Misdemeanor Cases .....	195



	Page
U.S. Magistrates (continued)	
Initial Proceedings .....	196
Criminal "Additional Duties" .....	197
Civil "Additional Duties" .....	197
Prisoner Petitions .....	198
Evidentiary Proceedings .....	198
Federal Probation System .....	205
Persons Received for Supervision Increases	
Second Consecutive Year .....	205
More Court Probationers Received for Longer	
Average Terms .....	206
Two-Thirds of Districts Receive More Persons	
This Year than Last Year .....	207
Number Removed from Supervision Declines	
Slightly .....	207
Fewer Court Probation Terms Completed .....	209
Violation Rate Shows Little Change for Third	
Year .....	209
Persons Under Supervision Up 3.1 Percent, First	
Rise Since 1978 .....	210
Caseloads Increase in 64 Districts .....	211
Cases and Motions Under Advisement in	
U.S. District Courts .....	214
Passport and Naturalization .....	215

## TABLE OF CONTENTS

### APPENDIX TABLES

Table		Page
<b>Supreme Court of the United States</b>		
A-1	Cases on docket, disposed of, and remaining on dockets at conclusion of October terms, 1978 through 1983 .....	219
<b>U.S. Courts of Appeals</b>		
B-1	Cases commenced and terminated, by circuit .....	220
B-1A	Cases commenced and terminated, by nature of suit or offense .....	224
B-2	Petitions for review on writ of certiorari to the Supreme Court, commenced, terminated, and pending .....	228
B-3	Source of appeals and original proceedings commenced, by circuit, 1981, 1982, and 1983 .....	229
B-3A	Source of appeals in civil and criminal cases .....	232
B-4	Median time intervals in cases terminated after hearing or submission, by circuit .....	234
B-7	Nature of suit or offense of appeals arising from the U.S. district courts, by circuit .....	237
<b>U.S. District Courts</b>		
<b>Civil</b>		
C-1	Cases commenced, terminated, and pending .....	241
C-2	Cases commenced, by basis of jurisdiction and nature of suit, 1982 and 1983 .....	245
C-3	Cases commenced, by nature of suit and district .....	248
C-3A	Cases pending, by nature of suit and district .....	256
C-3B	Cases terminated, by nature of suit and district .....	264
C-4	Cases terminated, by nature of suit and action taken (Land condemnation cases omitted) .....	272
C-4A	Cases terminated, by district and action taken (Land condemnation cases omitted) .....	276
C-5	Time intervals from filing to disposition of civil cases terminated, by district and method of disposition (Excludes land condemnation, prisoner petitions, and deportation reviews) .....	278

Table	Page
C-5A Time intervals from filing to disposition of civil cases terminated, by nature of suit and method of disposition (Excludes land condemnation, prisoner petitions, and deportation reviews) . . . . .	282
C-5B Time intervals from filing to disposition of civil cases terminated, by nature of suit and method of disposition (For only land condemnation, prisoner petitions, and deportation reviews) . . . . .	285
C-6A Civil cases pending, by district and length of time pending (Land condemnation cases are omitted) . . . . .	286
C-6B Land condemnation cases pending, by district and length of time pending . . . . .	288
C-7 Civil and criminal trials completed, by district (Other civil includes trials of miscellaneous cases) . . . . .	290
C-8 Length of civil and criminal trials completed, by nature of suit or offense (Excludes trials of miscellaneous cases) . . . . .	294
C-9 Civil and criminal trials terminated, requiring 20 or more days . . . . .	296
C-10 Time intervals from issue to trial of civil cases in which a trial was completed, by district . . . . .	300
<b>Criminal</b>	
D-1 Cases commenced and terminated . . . . .	302
D-1 Defendants commenced and terminated . . . . .	310
D-2 Cases commenced by major offense (Excludes transfers), 1979 through 1983 . . . . .	318
D-2 Defendants commenced by major offense (Excludes transfers), 1979 through 1983 . . . . .	321
D-3 Cases commenced (Excludes transfers) . . . . .	324
D-3 Defendants commenced (Excludes transfers) . . . . .	332
D-4 Defendants disposed of, by type of disposition and offense . . . . .	340
D-5 Defendants sentenced after conviction by offense . . . . .	342
D-6 Median time intervals from filing to disposition of defendants disposed of, by district . . . . .	346
D-7 Disposition of all defendants showing type of sentence by district . . . . .	350
D-8 All cases pending, by major offense and district . . . . .	358
D-9 All triable defendants pending, by major offense and district . . . . .	366
D-10 Status of defendants in cases pending, by district . . . . .	374

Table	Page
D-11 Defendants terminated in cases subject to the Speedy Trial Act . . . . .	378
D-12 Convicted defendants who were sentenced in 45 days or less . . . . .	381
D-13 Defendants detained in custody prior to dismissal, plea of guilty, or trial in cases terminated . . . . .	382
<b>Federal Probation System</b>	
E-1 Persons received for and removed from supervision . . . . .	386
E-2 Persons under supervision by district . . . . .	394
E-3 Persons under supervision by district and offense . . . . .	398
E-4 Probationers received for supervision by district and length of term (Excludes re-instatements and transfers) . . . . .	406
E-5 Probationers who completed supervision by district and length of term of supervision (Excludes re-instatements and transfers) . . . . .	410
E-6 Average terms under supervision for court probationers having completed their terms satisfactorily (Excludes re-instatements and transfers) . . . . .	414
E-7 Persons removed from supervision showing type of supervision and violation (Excludes re-instatements, re-releases, and transfers) 1983 . . . . .	416
E-7 Persons removed from supervision showing type of supervision and violation (Excludes re-instatements, re-releases, and transfers) 1982 (Revised) . . . . .	417
<b>U.S. Bankruptcy Courts</b>	
F-1 Bankruptcy estates commenced, terminated, and pending . . . . .	418
F-3A Business and non-business Bankruptcy Code cases commenced, by Chapter of the Bankruptcy Code . . . . .	420
F-3B Business and non-business Bankruptcy Code estates commenced, by Chapter of the Bankruptcy Code . . . . .	424
F-AP Adversary proceedings commenced, terminated, and pending under the Bankruptcy Code . . . . .	428
<b>Other Federal Courts</b>	
G-1 U.S. Court of International Trade. Summary of cases filed and terminated by type of case during fiscal years 1982 and 1983 . . . . .	431
G-3A U.S. Claims Court. Report of the U.S. Claims Court, for the court year ended September 30, 1983 . . . . .	432



Table		Page
G-3B	U.S. Claims Court. Report of the U.S. Claims Court, for the court year ended September 30, 1983 .....	433
	<b>Pretrial Services</b>	
H-1	Defendants interviewed by Pretrial Services .....	434
	<b>Grand and Petit Jurors</b>	
J-1	Number of grand juries serving .....	436
J-2	Grand juror service .....	437
J-3	Petit juror usage on days jurors were selected for trial .....	438
	<b>Federal Defender Organizations</b>	
K-1	Summary of representations by district .....	440
	<b>U.S. Magistrates</b>	
M-1	Misdemeanor Cases Defendants disposed of, by nature of offense (Excludes petty offenses) .....	442
M-1A	Misdemeanor Cases Defendants disposed of, by nature of offense (Petty offenses only) .....	446
M-2	Misdemeanor Cases Defendants disposed of, by type of disposition .....	450
M-3	Matters disposed of, pursuant to Title 28 U.S.C. Section 636(a) .....	454
M-4	Criminal proceedings and cases disposed of, pursuant to Title 28 U.S.C. Sections 636 (b) and (c) .....	458
M-4A	Civil proceedings and cases disposed of by U.S. magistrates pursuant to Title 28 U.S.C. Sections 636(b) and (c) .....	462
M-5	Evidentiary proceedings conducted, pursuant to Title 28 U.S.C. Sections 636(b) and (c) .....	466
	<b>Other</b>	
P-1	Passport applications, petitions for naturalization, and aliens naturalized .....	471
V-1	U.S. District Courts. Service of visiting judges .....	472
V-2	Participation of Visiting Judges in Cases Disposed of After Oral Hearing or Submission on Briefs .....	492

Table		Page
X-1	Weighted and unweighted filings per authorized judgeship (All criminal cases) .....	502
X-1A	Weighted and unweighted filings per authorized judgeship (Criminal felony cases only) .....	506
X-4	Class action civil cases pending, by nature of suit and district .....	510
X-5	Class action civil cases commenced, by basis of jurisdiction and nature of suit, 1982 and 1983 .....	518

## APPENDIX II

Payments Under the <u>Criminal Justice Act</u> for the Fiscal Year 1982 .....	523
--	-----

---

**REPORT  
of the  
PROCEEDINGS OF THE  
JUDICIAL CONFERENCE OF THE  
UNITED STATES**

**March 16-17, 1983**

**Washington, D.C.  
1983**

---



**THE JUDICIAL CONFERENCE OF THE UNITED STATES, 28 U.S.C. 331**

**§ 331. JUDICIAL CONFERENCE OF THE UNITED STATES**

The Chief Justice of the United States shall summon annually the chief judge of each judicial circuit, and a district judge from each judicial circuit to a conference at such time and place in the United States as he may designate. He shall preside at such conference which shall be known as the Judicial Conference of the United States. Special sessions of the conference may be called by the Chief Justice at such times and places as he may designate.

The district judge to be summoned from each judicial circuit shall be chosen by the circuit and district judges of the circuit at the annual judicial conference of the circuit held pursuant to section 333 of this title and shall serve as a member of the conference for three successive years, except that in the year following the enactment of this amended section the judges in the first, fourth, seventh, and tenth circuits shall choose a district judge to serve for one year, the judges in the second, fifth, and eighth circuits shall choose a district judge to serve for two years and the judges in the third, sixth, ninth, and District of Columbia circuits shall choose a district judge to serve for three years.

If the chief judge of any circuit or the district judge chosen by the judges of the circuit is unable to attend, the Chief Justice may summon any other circuit or district judge from such circuit. Every judge summoned shall attend and, unless excused by the Chief Justice, shall remain throughout the sessions of the conference and advise as to the needs of his circuit or court and as to any matters in respect of which the administration of justice in the courts of the United States may be improved.

The Conference shall make a comprehensive survey of the condition of business in the courts of the United States and prepare plans for assignment of judges to or from circuits or districts where necessary. It shall also submit suggestions and recommendations to the various courts to promote uniformity of management procedures and the expeditious conduct of court business. The Conference is authorized to exercise the authority provided in section 372(c) of this title as the Conference, or through a standing committee. If the Conference elects to establish a standing committee, it shall be appointed by the Chief Justice and all petitions for review shall be reviewed by that committee. The Conference or the standing committee may hold hearings, take sworn testimony, issue subpoenas and subpoenas duces tecum, and make necessary and appropriate orders in the exercise of its authority. Subpoenas and subpoenas duces tecum shall be issued by the clerk of the Supreme Court or by the clerk of any court of appeals, at the direction of the Chief Justice or his designee and under the seal of the court, and shall be served in the manner provided in rule 45(c) of the Federal Rules of Civil Procedure for subpoenas and subpoenas duces tecum issued on behalf of the United States or an officer or any agency thereof. The Conference may also prescribe and modify rules for the exercise of the authority provided in section 372(c) of this title. All judicial officers and employees of the United States shall promptly carry into effect all orders of the Judicial Conference or the standing committee established pursuant to this section.

The Conference shall also carry on a continuous study of the operation and effect of the general rules of practice and procedure now or hereafter in use as prescribed by the Supreme Court for the other courts of the United States pursuant to law. Such changes in and additions to those rules as the Conference may deem desirable to promote simplicity in procedure, fairness in administration, the just determination of litigation, and the elimination of unjustifiable expense and delay shall be recommended by the Conference from time to time to the Supreme Court for its consideration and adoption, modification or rejection, in accordance with law.

The Attorney General shall, upon request of the Chief Justice, report to such conference on matters relating to the business of the several courts of the United States, with particular reference to cases to which the United States is a party.

The Chief Justice shall submit to Congress an annual report of the proceedings of the Judicial Conference and its recommendations for legislation.

**REPORT OF THE PROCEEDINGS  
OF THE JUDICIAL CONFERENCE  
OF THE UNITED STATES**

**March 16-17, 1983**

The Judicial Conference of the United States convened on March 16, 1983, pursuant to the call of the Chief Justice of the United States, issued under 28 U.S.C. 331, and continued in session on March 17. The Chief Justice presided and the following members of the Conference were present:

**First Circuit:**

Chief Judge Frank M. Coffin  
Judge W. Arthur Garrity, Jr., District of Massachusetts

**Second Circuit:**

Chief Judge Wilfred Feinberg  
Chief Judge Constance B. Motley, Southern District of New York

**Third Circuit:**

Chief Judge Collins J. Seitz  
Judge Gerald J. Weber, Western District of Pennsylvania

**Fourth Circuit:**

Chief Judge Harrison L. Winter  
Judge Robert R. Merhige, Jr., Eastern District of Virginia

**Fifth Circuit:**

Chief Judge Charles Clark  
Chief Judge John V. Singleton, Jr., Southern District of Texas

**Sixth Circuit:**

Chief Judge George C. Edwards, Jr.  
Chief Judge Frank J. Battisti, Northern District of Ohio

Seventh Circuit:

Judge Richard D. Cudahy\*  
Chief Judge John W. Reynolds, Eastern District of  
Wisconsin

Eighth Circuit:

Chief Judge Donald P. Lay  
Judge Albert G. Schatz, District of Nebraska

Ninth Circuit:

Chief Judge James R. Browning  
Chief Judge Manuel L. Real, Central District of  
California

Tenth Circuit:

Chief Judge Oliver Seth  
Chief Judge Luther B. Eubanks, Western District of  
Oklahoma

Eleventh Circuit:

Chief Judge John C. Godbold  
Judge William C. O'Kelley, Northern District of  
Georgia

District of Columbia Circuit:

Chief Judge Spottswood W. Robinson III  
Chief Judge Aubrey E. Robinson, Jr., District of  
Columbia

Federal Circuit:

Chief Judge Howard T. Markey

---

\*Designated by the Chief Justice in place of Chief Judge  
Walter J. Cummings who was unable to attend.

Circuit Judges Irving R. Kaufman, Anthony M. Kennedy,  
Otto R. Skopil Jr., Edward A. Tamm, and Gerald B. Tjoflat;  
Senior Circuit Judge Carl McGowan; Senior District Judges  
George L. Hart, Elmo B. Hunter and Thomas J. MacBride; and  
District Judges T. Emmet Clarie, Robert E. DeMascio and  
Alexander Harvey II, attended all or some of the sessions of  
the Conference.

The Deputy Attorney General of the United States,  
Honorable Edward C. Schmuts, and the Solicitor General of  
the United States, Honorable Rex E. Lee, addressed the  
Conference briefly on matters of mutual interest to the  
Department of Justice and the Conference.

Senator Paul Laxalt, Chairman of the Senate  
Appropriations Subcommittee on the Departments of State,  
Commerce, Justice, and the Judiciary, and Congressman  
Robert W. Kastenmeier, Chairman of the House Judiciary  
Subcommittee on Courts, Civil Liberties, and the  
Administration of Justice, addressed the Conference briefly.  
Alan A. Parker, Counsel to the House Judiciary Committee,  
presented a message from the Chairman, Peter W. Rodino, Jr.  
Vinton D. Lide, Chief Counsel, Senate Judiciary Committee;  
David W. Beier III of Mr. Kastenmeier's subcommittee staff,  
and John F. Nash, Jr., of Senator Laxalt's staff were  
introduced to the Conference.

William E. Foley, Director of the Administrative Office  
of the United States Courts; Joseph F. Spaniol, Jr., Deputy  
Director; James E. Macklin, Executive Assistant Director;  
William J. Weller, Legislative Affairs Officer; Daniel R.  
Cavan, Deputy Legislative Affairs Officer; Deborah H. Kirk,  
Chief, Office of Management Review; Professor A. Leo Levin,  
Director, and Charles W. Nihan, Deputy Director of the  
Federal Judicial Center, attended the sessions of the  
Conference. Mark W. Cannon, Administrative Assistant to the  
Chief Justice, and David M. O'Brien, Judicial Fellow, also  
attended sessions of the Conference.

The Director of the Federal Judicial Center, A. Leo  
Levin, presented his semiannual report on the activities of the  
Center.

**REPORT OF THE DIRECTOR  
OF THE ADMINISTRATIVE OFFICE  
OF THE UNITED STATES COURTS**

The Director of the Administrative Office of the United States Courts, William E. Foley, presented to the Conference a brief report on the caseloads of the United States courts during the calendar year 1982.

Mr. Foley stated that appeals filed in the United States courts of appeals in 1982 increased to 28,161, exclusive of 140 appeals filed in the new Court of Appeals for the Federal Circuit during its first three months of operation. There were 28,151 appeals terminated, 10 less than the number filed, and the pending caseload rose slightly to 22,149 as of December 31, 1982. In addition there were 291 appeals pending on that date in the Court of Appeals for the Federal Circuit.

Civil cases filed in the United States district courts in 1982 increased 17 percent to a record 223,581. Cases terminated were 202,766, or 12 percent more than the previous year, but 20,815 cases fewer than the number filed. As a result pending civil cases increased to a record 217,623 as of December 31, 1982.

During the year there were 32,819 criminal cases filed in the district courts, a 4 percent increase over the previous year. There were 31,401 criminal cases terminated and 17,594 criminal cases were pending on the dockets as of December 31, 1982.

In 1982 a record 545,408 separate estates were involved in bankruptcy cases filed in the United States bankruptcy courts, a 4 percent increase over 1981. There were 445,573 estates closed during the year, a 16 percent increase over the previous year, but the number of estates awaiting adjudication and closing increased 15 percent to a record 786,387 as of December 31, 1982. Mr. Foley noted that he had filed a report with Congress in accordance with provisions in the 1978 Bankruptcy Reform Act advising Congress that 304 bankruptcy judgeships are currently needed to administer existing bankruptcy court caseloads expeditiously.

**JUDICIAL PANEL ON  
MULTIDISTRICT LITIGATION**

A written statement filed with the Conference by the Judicial Panel on Multidistrict Litigation indicated that during the six-month period ended December 31, 1982 the Panel had conducted two regularly scheduled sessions and had entered 30 major decisions. Of the 21 new groups of multidistrict litigation considered the Panel ordered transfer in 13, encompassing 272 civil actions of which 119 were centralized for consolidated pretrial proceedings with 153 actions originally filed in the transferee districts. The Panel denied transfer in 8 new groups of multidistrict cases comprising a total of 39 civil actions. During this same period there were 134 additional civil actions transferred by the Panel as tag-along cases for inclusion in ongoing centralized pretrial proceedings with previously transferred cases. During this period there were 110 civil actions remanded by the Panel to the transferee forums from which they had been transferred.

**COMMITTEE ON THE JUDICIAL BRANCH**

Judge Irving R. Kaufman, Chairman of the Committee on the Judicial Branch, submitted the Committee's report.

Judge Kaufman reported that the Committee had recently met to discuss a number of matters including preliminary plans for a presentation to be made to the Quadrennial Commission on Executive, Legislative and Judicial Salaries which is to be appointed next year. At the same time the Committee is exploring the prospects of developing other methods for the setting of judicial salaries. Judge Kaufman also informed the Conference that the bill to amend the Judicial Survivors' Annuity Act, previously recommended by the Committee and approved by the Conference, had been introduced in the 98th Congress. The Committee hopes that action can be taken by the Congress on this important legislation during its current session.

**COMMITTEE ON COURT ADMINISTRATION**

Judge Elmo B. Hunter, Chairman of the Committee on Court Administration, presented the report of the Committee.



#### ADDITIONAL JUDGESHIPS

At its session in September, 1982 (Conf. Rept. p. 63) the Conference authorized the Committee to consider further the need for additional judgeship positions in the Court of Appeals for the Fifth Circuit, and any emergency requests from individual courts, and to report thereon at the next session of the Conference. Judge Hunter informed the Conference that because of the timing of the recent biennial judgeship survey in relation to the creation of the new Fifth Circuit, the Committee considered the need for additional judgeships in the Fifth Circuit as a delayed part of the biennial survey rather than as an emergency request. It was the view of the Committee, based on current workload statistics, that two additional judgeships for the Court of Appeals for the Fifth Circuit were justified. The Conference approved this recommendation of the Committee and authorized transmission of the request to the Congress.

The Conference also approved the recommendation of the Committee that no additional judgeships for the Eastern District of Arkansas be requested of the Congress at this time.

#### ADMINISTRATIVE OFFICE STATISTICAL RECORDS

Judge Hunter informed the Conference that the Administrative Office had been working with the National Archives and Records Service to schedule the transfer of machine-readable statistical records to Federal Records Centers for storage, retention and disposition. The Administrative Office requested that a restriction be placed on access to these records to prevent them from being used, sold, loaned, destroyed, donated, or otherwise disposed of in any manner without the consent of the Administrative Office until the expiration of 30 years after the creation of the record. The Committee believed that some restriction was necessary but that the 30-year period may be excessive. Accordingly, the Committee submitted the following resolution which was approved by the Conference:

The statistical files of the Administrative Office should be transferred to the National Archives and Records Service for retention as permanent records 10 years after the date of creation of the computer files. Upon receipt by NARS, access to

these files shall be restricted for a period of 10 additional years. The files shall not be used, sold, loaned, destroyed, donated, or otherwise disposed of in any manner without the consent of the Administrative Office until 20 years after the date of the creation of the file.

#### ADVISORY COMMISSION ON INTERGOVERNMENT RELATIONS

H.R. 7173, 97th Congress, is a bill to authorize representatives of the Federal and State judiciaries, elected school boards, and towns or other small communities to serve on the Advisory Commission on Intergovernment Relations. The Commission was established in 1959 to monitor the operation of the American Federal system and to recommend ways to improve its functioning, efficiency and effectiveness. Upon the advice of the Committee the Conference recommended the inclusion of representatives of State and Federal judicial systems on the Advisory Commission.

#### HABEAS CORPUS REFORM

The Conference reviewed recommendations formulated in response to several bills introduced in both the Senate and House of Representatives during the 97th Congress to reform habeas corpus procedures. After full discussion the Conference returned these recommendations to the Committee for further study.

#### JUDICIAL REFORM ACT OF 1982

S. 3018, 97th Congress, is a bill to reform the Federal judiciary and promote the separation of powers. Part A of Title I of the bill would withdraw jurisdiction from all Federal courts to consider cases alleging state abridgment of rights secured by the first eight amendments to the Constitution of the United States, presumably on the theory that these amendments were intended to bind only the Federal government and not the states. As a consequence all such claims would have to be brought in state courts.

Part D of Title I of the bill would amend 42 U.S.C. 1983 and 28 U.S.C. 1343(a)(3) and (4) in several respects. Amended Section 1983 could be used as a basis for seeking the

vindication of Constitutional rights, but not statutory rights, unless the statute provided for equal rights. Thus the Supreme Court decision in Maine v. Thiboutot, 448 U.S. 1(1980) would be overruled. Immunity from Section 1983 civil actions would be restored to local governments, municipal corporations and other state political subdivisions, thereby overruling the Supreme Court decision in Owen v. City of Independence, 445 U.S. 622 (1980). Further, the anti-injunction statute would be made applicable to civil actions under Section 1983 thereby reversing the Supreme Court decision in Mitchum v. Foster, 407 U.S. 225 (1972). Finally, the exhaustion of state remedies would be required as a condition precedent to bringing a suit in Federal court under Section 1983.

Part F of Title I of the bill would repeal the general statutory grant of Federal question jurisdiction, 28 U.S.C. 1331, thus effectively abolishing the jurisdiction established by Congress in 1875. This section of the bill would also invalidate recently enacted legislation to eliminate the \$10,000 amount-in-controversy requirement for Federal question cases which was supported by the Conference. (Conf. Rept. March 1977, p. 8).

Part H of Title I of the bill would require that an injunction directed against a state or any officer, commission, political subdivision, or other agency of a state be heard by a three-judge district court under the provisions of 28 U.S.C. 2284. The Conference has repeatedly recommended the elimination of three-judge district courts. (Conf. Rept., Oct. 1970, p. 78).

The Committee pointed out that Parts A, D and F of Title I of the bill, considered collectively, involve a radical realignment of jurisdiction between Federal and state courts. Part H of Title I of the bill would result in an inefficient utilization of presently busy judges.

These sections so seriously taint S. 3018, 97th Congress, that the Committee recommended strong opposition to any duplicate or successor bill in its entirety, viewing such legislation as a hazardous experiment with the vulnerable fabric of the nation's judicial systems. This recommendation was approved by the Conference.

## DEPOSITORY LIBRARIES

Since 1971 the library of the Supreme Court and the libraries of the courts of appeals in 13 separate locations have been designated as depository libraries pursuant to 44 U.S.C. 1901-16. In 1971 the Public Printer specifically approved the courts' participation in this program, but the Superintendent of Documents recently expressed concern over the absence of any statutory language explicitly authorizing this participation. He thus feels it necessary to terminate the program at the close of the current fiscal year. Judge Hunter informed the Conference that the continued designation of Federal court libraries as depositories is extremely valuable and that the program provides a speedy and reliable source of much Congressional material.

The Committee therefore recommended that the Conference authorize the Administrative Office to draft and transmit to Congress an amendment to Title 44 of the United States Code to designate specifically the libraries of the Supreme Court and of the courts of appeals as depository libraries. This recommendation was approved by the Conference.

## SALARIES OF ARTICLE I JUDGES AND SUPPORTING JUDICIAL OFFICERS

The Conference in March, 1982 (Conf. Rept. p. 16) authorized the Director of the Administrative Office to prepare and transmit to Congress legislation to authorize the Director to fix the salaries of all Article I judges and other supporting judicial officers, subject to the supervision and direction of the Conference. The Committee then recommended that the salaries of these judicial officers not exceed the salary fixed for Level II of the Executive Schedule, but the Conference in lieu thereof approved a ceiling of 85 percent of the salary of a district judge. S. 443, 93th Congress, a bill to provide for the reorganization of the bankruptcy courts, contains language to accomplish the Judicial Conference's directive. The Committee pointed out, however, that Congress had recently increased the salaries of various officers to a level which now exceeds 85 percent of the salary of a district judge. Consequently, the enactment of S. 443, as introduced, would result in a pay reduction for some officers in the Federal Judiciary.

The Committee pointed out that regardless of the ceiling fixed in any statute the salaries fixed by the Director of the Administrative Office will have to be approved by the Judicial Conference before they become effective. In view of this, and in order to prevent the reduction of anyone's salary, the Committee recommended that the Conference revise its original action, approve the salary ceiling originally recommended, i.e., Executive Level II, and authorize the Director to notify Congress formally of the revision. This recommendation was approved by the Conference.

#### PLACES OF HOLDING COURT

H.R. 6974, 97th Congress, is a bill to establish Boulder, Colorado as a place of holding court. The bill has been approved by both the Judicial Council of the Tenth Circuit and the district court. Upon the recommendation of the Committee the Conference approved the purpose to be served by any successor bill.

The United States District Court for the Central District of Illinois has requested that Champaign/Urbana be statutorily designated as a place of holding court because of its central location. The Judicial Council of the Seventh Circuit has recommended approval of this request. Upon the recommendation of the Committee the Conference approved the request and authorized the Director of the Administrative Office to transmit it to the Congress.

The Conference was informed that the district court and the Judicial Council of the Eleventh Circuit have recently recommended the closing of court facilities at Americus in the Middle District of Georgia. The Conference approved this action.

#### SUPERVISORY STAFF ATTORNEYS

Judge Hunter informed the Conference that the Committee had reviewed its past practices with regard to the review of the classification of each supervisory staff attorney position on a case-by-case basis and had concluded that it would be advantageous to adopt general guidelines for the control of the number of such positions to be classified at grades JSP-13 or 14. Upon the recommendation of the

Committee the Conference thereupon adopted the following guideline:

The Director may authorize the classification of staff attorney positions at JSP-13 and/or JSP-14 based upon appropriate criteria contained in the Judiciary Salary Plan, subject to the proviso that the number of such positions in each court does not exceed one for every six attorney positions grade JSP-12 or lower. Requests for the reclassification of staff attorney positions to grades JSP-13 or 14 that would result in a ratio of more than one such position for each six positions at grade JSP-12 or lower, shall be subject to Judicial Conference or Committee review and approval.

#### COURT REPORTERS

Judge Hunter informed the Conference that the Committee had reviewed and approved a draft of a Court Reporters' Manual prepared by a member of the Subcommittee on Supporting Personnel with the assistance of a United States Magistrate, two clerks of district courts, a representative of the United States Court Reporters' Association, a member of the staff of the Federal Judicial Center, and two members of the staff of the Administrative Office. The Manual is the first comprehensive compilation of existing law and Conference policies and procedures. It does not establish new policy.

Judge Hunter pointed out, however, that the Judicial Conference policy concerning transcript format, adopted in 1946, had not been uniformly interpreted so that indentations and special headings sometimes substantially reduce the volume of text on the page. As a consequence a separate Chapter XVIII was included in the Manual to specify how indentations should be spaced and to provide detailed answers to other concerns. Upon the recommendation of the Committee the Conference specifically approved the contents of this Chapter.

The Conference in March, 1982 (Conf. Rept. p. 12) requested the Committee to reconsider the question of whether the Conference should forbid reporters to engage in outside reporting work. Judge Hunter pointed out that



although 28 U.S.C. 753 clearly contemplates that reporters may engage in outside reporting activities, some courts have found it necessary to limit or prohibit outside activity so that reporters would have the time and energy to produce transcript in a timely manner for the parties and the courts of appeals. Other courts have derived benefits from their reporters' participation in outside firms, finding that they have been furnished qualified substitutes and that the problems of obtaining transcripts in a timely manner had been eliminated by virtue of additional resources. Of the 220 district judges who responded to a survey conducted by the Committee, 60 percent were not in favor of a blanket prohibition of outside reporting work by the Conference. Furthermore, district courts are now developing court reporter management plans which, if properly implemented, should prevent abuse in the use of substitutes as well as avoid transcript backlog caused by outside reporting. Proper management of reporting services and the recently adopted disincentives to late transcript production should eliminate any problems that remain. The Committee therefore recommended that the Conference reaffirm its policy adopted in March, 1980 (Conf. Rept. p. 19) that the matter of outside reporting continue to be left to the discretion of each individual court; however, where there is a conflict between official and private reporting, the reporter should be required to postpone any outside work.

#### ADDITIONAL SUPPORTING PERSONNEL

Judge Hunter informed the Conference that a request of the judges of the Southern District of New York for two pool secretarial positions in order to provide backup secretarial assistance in the event of illness or overflow of work to be done has been approved by the Committee for inclusion by the Committee on the Budget in the budget request for the fiscal year 1985.

#### DISTRIBUTION OF REPORTS

At the request of Chief Judge Manuel L. Real the Committee was authorized to consider whether the circulation of Conference reports or other reports to all judges might be curtailed.

#### COMMITTEE ON THE BUDGET

Chief Judge Charles Clark, Chairman of the Committee on the Budget, submitted the report of the Committee.

Judge Clark advised the Conference that hearings on the appropriation requests for the Judiciary for the fiscal year 1984 and requests for supplemental appropriations for the fiscal year 1983 were held before the House Appropriations subcommittee on March 14 and 15, 1983. The requested funds for the fiscal year 1984 were in the amount of \$852,650,000, an increase of \$84,663,000 over the authorized expenditures for the fiscal year 1983 including supplemental requests in the amount of \$32,350,000, of which \$24,100,000 is to cover the costs of recent pay increases. Judge Clark stated that hearings will be held in the Senate during the month of April.

#### JUDICIAL ETHICS COMMITTEE

Judge Edward A. Tamm, Chairman of the statutory Committee on Judicial Ethics, presented the Committee's report.

#### DISTRIBUTION OF REPORTING FORMS

Judge Tamm informed the Conference that the Financial Disclosure Reporting Forms and Instructions for the calendar year 1982 were distributed to judicial officers and judicial employees early in January, 1983. The Committee hopes that this early availability of the forms will make it possible for reporting individuals to complete their reports at the same time income tax returns are prepared. This year the Committee requested that disclosure reports be filed with the Committee at an early date to avoid the crunch of last minute filings which in previous years has overburdened the staff of the Chairman.

#### REFERENCES TO THE ATTORNEY GENERAL

The Committee had previously adopted a procedure requiring the unanimous affirmative approval of all Committee members before a reference would be made to the Attorney General for failure to file a disclosure report or failure to file

a complete report. Realizing that the illness or unavailability of one Committee member would make this procedure unworkable, the Committee adopted the following amendment to its procedures:

A reference to the Attorney General requires the affirmative vote of at least 10 members of the Committee in attendance at a duly noticed regular or specially held meeting of the Committee.

Upon the recommendation of the Committee the Conference authorized the inclusion of the above change in this report of Conference proceedings for the information of those who are required to file disclosure statements.

#### REVIEW OF REPORTS

Last year the Director of the Administrative Office provided professional assistance to the Committee on a pilot basis for the purpose of conducting a preliminary audit of all financial disclosure reports for the calendar year 1981. Judge Tamm advised the Conference that the Committee has requested the Director to provide this same type of assistance to the Committee to conduct a preliminary audit for one more year on a continuing pilot basis.

#### ADVISORY COMMITTEE ON CODES OF CONDUCT

Chief Judge Howard T. Markey, Chairman of the Advisory Committee on Codes of Conduct, presented the Committee's report.

#### ACTIVITIES OF THE COMMITTEE

Chief Judge Markey informed the Conference that since its last report the Committee had received 21 inquiries from persons subject to the various Codes of Conduct and had issued 18 advisory responses. Chief Judge Markey also informed the Conference that the Committee had approved the issuance of a revised Opinion No. 53 pertaining to the political involvement of a judge's spouse and had determined to publish an Advisory Opinion dealing with requests received by judges for

recommendations of individuals. The Conference was also advised that the proposed amendment to 28 U.S.C. 455 to enable a judge to consider the effect of disqualification on the public interest in certain limited circumstances, previously approved by the Conference, had been scheduled for hearings in the Congress.

#### CODES OF CONDUCT FOR CLERKS OF COURT AND PROBATION OFFICERS

The Conference, upon the recommendation of the Committee, approved a change in Canon 5B of the Codes of Conduct for clerks of court and probation officers to eliminate the uncertainty arising from a difference in language in similar provisions of the Codes of Conduct for Staff Attorneys, Circuit Executives, and Law Clerks.

#### COMMITTEE ON THE ADMINISTRATION OF THE FEDERAL MAGISTRATES SYSTEM

The report of the Committee on the Administration of the Federal Magistrates System was presented by the Chairman, Judge Otto R. Skopil, Jr.

#### JUDICIAL REFORM ACT OF 1982

Judge Skopil stated that, at the request of the Committee on Court Administration, the Committee had reviewed two provisions of S. 3018, 97th Congress, the proposed Judicial Reform Act of 1982.

Section 132 of the bill would restrict the authority of district judges to refer habeas corpus petitions filed by state prisoners to magistrates for report and recommendation if an evidentiary hearing would be required. The bill would permit magistrates to be empowered to hear these matters only upon the consent of all the parties. The Conference had previously expressed its opposition to legislative proposals either prohibiting or mandating the reference of specific classes of cases to magistrates. The Conference reaffirmed its previous action and expressed its opposition to Section 132 of the bill.

Part C of Title II of the bill would remove the power of district courts to appoint magistrates and would vest that authority in the President. The Committee pointed out that district judges have the most familiarity with the qualifications of the candidates and the most direct self-interest in the selection of competent magistrates. Furthermore, the Supreme Court's decision in the case of Northern Pipeline Construction Co. v. Marathon Pipe Line Co., 102 Sup. Ct. 2858 (1982), has raised the possibility that such a change in the appointment process may have adverse implications on the constitutionality of the magistrates system. Upon the recommendation of the Committee the Conference expressed its opposition to this provision of the bill.

#### SALARIES OF PART-TIME MAGISTRATES

Judge Skopil stated that the government-wide comparability or cost-of-living salary adjustments are not applied automatically to the salaries of part-time magistrates, but require the affirmative action of the Conference. The salary levels for part-time magistrates (except those at the maximum salary level) have not been adjusted since October 1, 1979. Upon the recommendation of the Committee the Conference granted the most recent 4 percent comparability increase to all part-time magistrates.

In the light of the recent increase in the salaries of full-time United States magistrates to \$63,600 per annum and the recent surveys of each of the part-time positions involved, the Conference, upon the recommendation of the Committee, further increased the maximum salary level now paid to part-time magistrates to the new statutory maximum of \$31,800 per annum. In addition the Conference granted this same salary increase to the three part-time bankruptcy judges who also serve as part-time magistrates and directed that future salary increases for full-time magistrates and bankruptcy judges be applied automatically to these combination positions in order to maintain the existing parity of their aggregate compensation with that of a full-time magistrate or bankruptcy judge.

The new salary levels authorized for part-time magistrates are as follows:

Level 16 .....	\$	31,800
Level 15 .....	\$	27,820
Level 14 .....	\$	24,024
Level 13 .....	\$	21,112
Level 12 .....	\$	18,616
Level 11 .....	\$	16,120
Level 10 .....	\$	14,144
Level 9 .....	\$	12,272
Level 8 .....	\$	10,400
Level 7 .....	\$	8,528
Level 6 .....	\$	6,656
Level 5 .....	\$	4,680
Level 4 .....	\$	3,744
Level 3 .....	\$	2,808
Level 2 .....	\$	1,872
Level 1 .....	\$	936

#### TRAVEL REGULATIONS

Under existing law the travel expenses of Article III judges and bankruptcy judges are reimbursable according to regulations promulgated by the Director of the Administrative Office under 28 U.S.C. 456, but the travel expenses of magistrates are reimbursed under regulations governing other court officers and employees. Judge Skopil pointed out that the Conference had previously established a policy of according parity of treatment to United States magistrates and bankruptcy judges. Upon the recommendation of the Committee the Conference recommended the enactment of appropriate legislation to permit the Director of the Administrative Office and the Conference to establish travel regulations for magistrates in a manner similar to that now provided for bankruptcy judges.

#### CHANGES IN MAGISTRATE POSITIONS

After consideration of the report of the Committee and the recommendations of the Director of the Administrative Office, the district courts and the judicial councils of the circuits, the Conference approved the following changes in salaries and arrangements for full-time and part-time magistrate positions. Unless otherwise indicated, these changes are to become effective when appropriated funds are available. The salaries of full-time magistrate positions are to

be determined in accordance with the salary plan previously adopted by the Conference. The salaries for part-time magistrate positions include the comparability adjustments authorized by the Conference at this session.

#### SECOND CIRCUIT

##### Connecticut:

- (1) Continued the full-time magistrate position at Hartford for an additional eight-year term.

##### New York, Southern:

- (1) Continued the three full-time magistrate positions at New York City (which are due to expire on November 30, 1983, August 2, 1984, and December 29, 1984 respectively) for additional eight-year terms.
- (2) Authorized the appointment of an eighth full-time magistrate position at New York City.

##### New York, Western:

- (1) Increased the salary of the part-time magistrate position at Rochester from \$2,700 per annum to \$31,800 per annum.
- (2) Discontinued the part-time magistrate positions at Elmira, Niagara Falls, and Olean, upon the increase in salary of the part-time magistrate position at Rochester.

#### THIRD CIRCUIT

##### New Jersey:

- (1) Continued the full-time magistrate position at Newark, which is due to expire on February 1, 1984, for an additional eight-year term.
- (2) Continued the part-time magistrate position at Atlantic City for an additional four-year term at the currently authorized salary of \$1,872 per annum.

##### Pennsylvania, Eastern:

- (1) Increased the salary of the part-time magistrate position at Allentown from \$3,600 per annum to \$6,656 per annum.
- (2) Discontinued the part-time magistrate position at Reading effective upon the implementation of the increase in salary of the part-time magistrate position at Allentown.

#### FOURTH CIRCUIT

##### South Carolina:

- (1) Continued the full-time magistrate position at Charleston for an additional eight-year term.

##### West Virginia, Southern:

- (1) Designated the existing part-time magistrate position at Parkersburg, formerly in the Northern District of West Virginia, to serve in the Southern District of West Virginia.

#### FIFTH CIRCUIT

##### Mississippi, Northern:

- (1) Continued the authorization for the clerk of court at Oxford to perform the duties of a part-time magistrate for an additional four-year term at no additional compensation.

##### Texas, Northern:

- (1) Converted the combination bankruptcy judge-magistrate position at Lubbock to a full-time magistrate position.
- (2) Authorized the court to split the combination bankruptcy judge-magistrate position at Lubbock and establish a part-time magistrate position at Lubbock at a salary of \$31,800, to serve until the appointment of a full-time magistrate at that location.



- (3) Continued the part-time magistrate position at Wichita Falls for an additional four-year term.
- (4) Reduced the salary of the part-time magistrate position at Wichita Falls from \$8,200 per annum to \$6,656 per annum.
- (5) Continued the part-time magistrate position at Abilene for an additional four-year term at the currently authorized salary of \$936 per annum.

Texas, Eastern:

- (1) Authorized the appointment of a second full-time magistrate position at Beaumont.
- (2) Increased the salary of the part-time magistrate position at Sherman from \$10,000 per annum to \$31,800 per annum.

Texas, Southern:

- (1) Converted the part-time magistrate position at Brownsville to a full-time magistrate position.

Texas, Western:

- (1) Converted the part-time magistrate position at Del Rio to a full-time magistrate position to serve at Del Rio (or Eagle Pass).
- (2) Authorized a salary of \$43,600 per annum for the full-time magistrate position at Del Rio (or Eagle Pass).
- (3) Discontinued the part-time magistrate position at Eagle Pass, upon the appointment of a full-time magistrate at Del Rio (or Eagle Pass).

SIXTH CIRCUIT

Kentucky, Eastern:

- (1) Continued the full-time magistrate position at Ashland (or Catlettsburg) for an additional eight-year term.

Michigan, Eastern:

- (1) Authorized the appointment of a seventh full-time magistrate at Detroit.

Ohio, Southern:

- (1) Continued the full-time magistrate position at Cincinnati for an additional eight-year term.

SEVENTH CIRCUIT

Illinois, Northern:

- (1) Continued the part-time magistrate position at Freeport (or Rockford) for an additional four-year term.
- (2) Increased the salary of the part-time magistrate at Freeport (or Rockford) from \$26,750 per annum to \$31,800 per annum.

Illinois, Central:

- (1) Increased the salary of the part-time magistrate position at Peoria from \$6,400 per annum to \$31,800 per annum.

Indiana, Northern:

- (1) Continued the part-time magistrate position at Fort Wayne for an additional four-year term at the currently authorized salary of \$3,744 per annum.

Wisconsin, Eastern:

- (1) Converted the part-time magistrate position at Milwaukee to a full-time magistrate position.
- (2) Authorized the clerk of court to serve as a back-up, part-time magistrate, at no additional compensation until the appointment of a new full-time magistrate at Milwaukee.
- (3) Discontinued the part-time magistrate position at Fond du Lac.

## EIGHTH CIRCUIT

### Minnesota:

- (1) Converted the combination bankruptcy judge-magistrate position at Duluth to a full-time magistrate position.

### Nebraska:

- (1) Continued the full-time magistrate position at Omaha for an additional eight-year term.

### North Dakota:

- (1) Continued the part-time magistrate position at Fargo for an additional four-year term at the currently authorized salary of \$4,680 per annum.
- (2) Increased the salary of the part-time magistrate position at Minot from \$2,700 per annum to \$4,680 per annum.

## NINTH CIRCUIT

### California, Northern:

- (1) Converted the part-time magistrate position at Oakland to a full-time magistrate position at Oakland or San Francisco.

### California, Southern:

- (1) Continued the part-time magistrate position at El Centro for an additional four-year term at the currently authorized salary of \$27,820 per annum.

### Idaho:

- (1) Converted the part-time magistrate position at Boise to a full-time magistrate position.
- (2) Continued the part-time magistrate position at Boise for an additional four-year term or until the appointment of a full-time magistrate, at the currently authorized salary of \$27,820 per annum.

- (3) Increased the salary of the part-time magistrate position at Pocatello from \$3,600 per annum to \$8,528 per annum.
- (4) Increased the salary of the part-time magistrate position at Coeur d'Alene from \$2,700 per annum to \$8,528 per annum.
- (5) Changed the location of the part-time magistrate position at Coeur d'Alene to "Coeur d'Alene or Moscow."
- (6) Discontinued the part-time magistrate position at Lewiston effective upon implementation of the increase in salary of the part-time magistrate position at Coeur d'Alene.
- (7) Discontinued the part-time magistrate position at Twin Falls effective upon implementation of the increase in salary of the part-time magistrate position at Pocatello.

### Nevada:

- (1) Increased the salary of the part-time magistrate position at Las Vegas from \$900 per annum to \$24,024 per annum.

## TENTH CIRCUIT

### Colorado:

- (1) Continued the full-time magistrate position at Denver, which is due to expire on October 5, 1983, for an additional eight-year term.

### Utah:

- (1) Authorized a part-time magistrate position at Salt Lake City, at a salary of \$31,800 per annum.
- (2) Discontinued the authority of the clerk of court at Salt Lake City to perform magistrate duties upon the appointment of a part-time magistrate at that location.

Wyoming:

- (1) Continued the part-time magistrate position at Jackson for an additional four-year term at the currently authorized salary of \$4,680 per annum.
- (2) Continued the part-time magistrate position at Rawlins for an additional four-year term at the currently authorized salary of \$936 per annum.

ELEVENTH CIRCUIT

Alabama, Northern:

- (1) Continued the part-time magistrate position at Decatur (or Huntsville) for an additional four-year term at the currently authorized salary of \$4,680 per annum.

Florida, Southern:

- (1) Increased the salary of the part-time magistrate position at Key West from \$6,400 per annum to \$21,112 per annum.

Georgia, Northern:

- (1) Increased the salary of the part-time magistrate position at Gainesville from \$6,400 per annum to \$8,528 per annum.
- (2) Authorized the part-time magistrate at Gainesville to exercise jurisdiction in the adjoining Middle District of Georgia.

Georgia, Middle:

- (1) Continued the part-time magistrate position at Columbus for an additional four-year term at the currently authorized salary of \$16,120 per annum.
- (2) Continued the part-time magistrate position at Macon for an additional four-year term.
- (3) Reduced the salary of the part-time magistrate position at Macon from \$15,500 per annum to \$10,400 per annum.

- (4) Continued the part-time magistrate position at Albany for an additional four-year term at the currently authorized salary of \$4,680 per annum.

- (5) Discontinued the part-time magistrate position at Athens.

Georgia, Southern:

- (1) Continued the part-time magistrate position at Brunswick (or Waycross) for an additional four-year term at the currently authorized salary of \$6,656 per annum.

At the request of Chief Judge Godbold, the Executive Committee of the Conference was authorized to consider promptly any recommendation emanating from the next meeting of the Magistrates Committee for an additional full-time magistrate position at Montgomery in the Middle District of Alabama.

COMMITTEE ON THE ADMINISTRATION  
OF THE BANKRUPTCY SYSTEM

Judge Robert E. DeMascio, Chairman of the Committee on the Administration of the Bankruptcy System, presented the Committee's report.

ARRANGEMENTS FOR BANKRUPTCY JUDGES

The Conference upon the recommendation of the Committee took the following action with respect to changes in arrangements for bankruptcy judges. These changes are to become effective when appropriated funds are available.

FOURTH CIRCUIT

Northern and Southern Districts of West Virginia:

- (1) Authorized concurrent State-wide jurisdiction for the bankruptcy judges of the Northern and Southern Districts of West Virginia.

## NINTH CIRCUIT

### District of Oregon:

- (1) Increased the salary of the part-time bankruptcy judge at Eugene from \$28,800 per annum to \$31,800 per annum.

### GUIDELINES FOR CHAPTER 13 ADMINISTRATION

The Guidelines for the administration of Chapter 13 cases, previously adopted by the Conference, require Standing Chapter 13 Trustees with receipts in excess of \$100,000 per annum to have an annual audit of their accounts by an independent auditor. The Committee pointed out that the cost of such an audit has risen substantially over the past ten years and, as a consequence, a trustee whose receipts are in the range of \$100,000 is unable to pay for an audit and remain within the five percent limit on costs imposed by the Bankruptcy Code. It was the view of the Committee that the Guidelines should be modified to require an annual audit only when the receipts of the Standing Trustee for a 12-month period exceed \$200,000. Upon the recommendation of the Committee the Conference amended Guideline No. 2 to read as follows:

Where the annual receipts of the Standing Chapter 13 trustee are equal to or exceed \$200,000, there should be an annual audit by an independent auditor.

### BANKRUPTCY WORKLOAD

Judge DeMascio informed the Conference that the Committee had requested the Administrative Office to develop statistical information on bankruptcy case filings and workload on a county-by-county basis. The Committee believes this information will be useful in determining whether to expand or reduce the number of places of holding bankruptcy court. This information is scheduled to be reviewed at the next meeting and the Committee hopes to present an analysis at the next session of the Conference.

## BANKRUPTCY LEGISLATION

The Conference reviewed the various proposals pending in the 98th Congress which address the issue of bankruptcy jurisdiction arising out of the Supreme Court decision in the Northern Pipeline case. After full discussion the Conference adopted the following statement:

There is no present crisis in the operation of the bankruptcy court system. Members of the Judicial Conference of the United States unanimously agree that the Model Rule for the Continued Operation of the Bankruptcy Court System is working well. The district and bankruptcy judges are administering the business of the bankruptcy courts effectively.

Since March of 1977 the Judicial Conference has strongly opposed the creation of a separate court for bankruptcy proceedings whether constituted under Article I or Article III of the Constitution. The Conference recommends that the Congress not enact H.R. 3, 98th Congress, or any bill, that creates separate Article III bankruptcy courts.

The Supreme Court in Northern Pipeline invalidated part of the jurisdiction conferred upon existing departmental bankruptcy courts in the 1978 Bankruptcy Reform Act. Congress must decide whether to clarify bankruptcy jurisdiction or restructure bankruptcy courts.

If Congress decides to clarify jurisdiction the Judicial Conference recommends legislation that will statutorily authorize those procedures now employed under the Model Rule for the Continued Operation of the Bankruptcy Court System.

If Congress decides to restructure the bankruptcy courts, the Judicial Conference supports the concepts embodied in S. 443, 98th Congress, and opposes those embodied in H.R. 3.



The Judicial Conference reaffirms its September 1982 recommendation for 24 additional appellate and 51 district court judgeships previously requested by this Conference independent of any bankruptcy amendments.

#### **COMMITTEE ON THE ADMINISTRATION OF THE PROBATION SYSTEM**

Judge Gerald B. Tjoflat, Chairman of the Committee on the Administration of the Probation System, presented the report of the Committee.

#### **SENTENCING REFORM**

The Conference in September, 1982 (Conf. Rept. p. 88) authorized the Committee to draft legislative alternatives to the creation of an independent commission on sentencing, the appellate review of sentences and the creation of comprehensive statutory sentencing procedures contained in various bills introduced in the Congress in recent years. Judge Tjoflat reviewed the history of the proposals relating to sentencing reform and submitted to the Conference a Committee-approved draft bill which would, in the view of the Committee, prescribe a more workable sentencing model at far less cost than any of the bills now being considered in the Congress. The proposed bill has three major features:

1. A requirement that the court at the time of sentencing state how long a defendant will serve if the rules of the institution on confinement are observed.
2. The promulgation of sentencing guidelines by the Judicial Conference upon the advice of a Committee on Sentencing Guidelines with authority in the sentencing judge to depart from the guidelines if the purposes of sentencing are best served by departure.
3. Authority for either the Government or the defendant to appeal a sentence on the ground it was imposed as a result of incorrect

application of the guidelines, or in violation of prescribed procedures, or otherwise in violation of the laws or Constitution. A sentence imposed outside the guidelines would be reviewable only if "plainly inappropriate." An appeal by the government would require the personal approval of the Attorney General or the Solicitor General.

The Conference approved the draft bill submitted by the Committee and authorized its transmission to the Congress.

#### **SENTENCING INSTITUTES**

The Conference in September, 1982 (Conf. Rept. p. 87) approved the time, place, participants, and tentative agenda for a Joint Institute on Sentencing for the judges of the Fourth and Eleventh Circuits to be held at a location near the Federal Correctional Institution at Butner, North Carolina, April 18-20, 1983. The Committee submitted the final agenda for the Sentencing Institute which the Conference approved.

Judge Tjoflat informed the Conference that the Committee is also considering plans for an Institute for the First, Third and District of Columbia Circuits to be held at the Federal Correctional Institution at Otisville, New York, in the Spring of 1984. The Committee has asked the chief judges in all three circuits to appoint judges to a planning committee.

#### **COMMITTEE ON THE ADMINISTRATION OF THE CRIMINAL LAW**

Judge Alexander Harvey II, Chairman of the Committee on the Administration of the Criminal Law, presented the report of the Committee.

#### **BAIL REFORM LEGISLATION**

Judge Harvey informed the Conference that the Committee had reviewed a draft bill, submitted for its consideration by the Chairman of the House Judiciary Subcommittee on Courts, Civil Liberties, and the Administration of Justice, which would amend the Bail Reform

Act of 1966. The draft bill would authorize a judicial officer in setting bail to consider "danger to other persons or the community" in the setting of conditions of pretrial release, as previously recommended by the Conference. (Conf. Rept. September 1971, p. 80; March 1977, p. 17; and September 1981, p. 92). The Committee suggested the following amendments to the draft bill:

- (1) That the judicial officer be permitted to state his reasons for imposing any special conditions of release orally on the record as well as in writing.
- (2) That a hearing upon a government motion that a person be detained for violation of a condition of release imposed to assure the safety of other persons and the community be held promptly rather than within a specific time period and that the order following the hearing also be entered promptly.
- (3) That a judicial officer not be required to find that there was "substantial probability that the accused committed the original offense with respect to which release was originally granted" before ordering the pretrial detention of a person found to have violated a condition of his release.
- (4) That the provision of the bill requiring a pretrial detainee to be brought to trial within a specified number of days be eliminated as duplicative of provisions of the Speedy Trial Act.
- (5) That the bill not include a requirement that discovery before a pretrial detention hearing be "as full and free as possible, consistent with the defendant's rights under the Fifth Amendment to the United States Constitution."
- (6) That specific provisions for the place and conditions of confinement of a person ordered detained pending trial not be included in the bill.

- (7) That the provision making disclosure of pretrial detention to the jury grounds for a mistrial in all cases not be included in the bill.
- (8) That the provision that a defendant convicted of an offense be given credit against any term of imprisonment for time spent in custody pursuant to an order of pretrial detention be stricken as duplicative of existing law.

The Conference thereupon approved the Committee's report.

#### COMMITTEE ON THE OPERATION OF THE JURY SYSTEM

Judge T. Emmet Clarie, Chairman of the Committee on the Operation of the Jury System, presented the Committee's report.

#### GRAND JURY REFORM LEGISLATION

Judge Clarie informed the Conference that the House of Delegates of the American Bar Association, at its meeting in January 1982, approved a Model Grand Jury Act which incorporates many of the reforms in grand jury procedures recently proposed in Congress and elsewhere. Judge Clarie stated that a subcommittee of the Jury Committee had concluded, after a thorough review of the Model Act, that although certain provisions were desirable, many others were undesirable and were in conflict with positions previously taken by the Conference. The Committee therefore recommended that the Model Act be disapproved by the Conference.

After full discussion the Conference accepted the Subcommittee's report on the Model Grand Jury Act and voted to recommend that the Model Act not be enacted into law. The Subcommittee's report should be a valuable resource to those considering Grand Jury Reform and is available to Congress or others who wish to address the issue.

#### **COMMITTEE ON INTERCIRCUIT ASSIGNMENTS**

The written report of the Committee on Intercircuit Assignments, submitted by the Chairman, Judge George L. Hart, Jr., was received by the Conference.

The report indicated that during the period August 15, 1982 to February 15, 1983, the Committee recommended 83 intercircuit assignments to be undertaken by 64 judges. Of this number 14 were senior circuit judges, 6 were active circuit judges, 30 were senior district judges, 10 were active district judges, 3 were active judges of the Court of International Trade and 1 was an active bankruptcy judge.

Thirty-six judges undertook 46 assignments to the courts of appeals and 31 judges undertook 36 assignments to district courts. In addition, one active bankruptcy judge was assigned to assist a bankruptcy court outside the circuit.

#### **COMMITTEE TO IMPLEMENT THE CRIMINAL JUSTICE ACT**

Judge Thomas J. MacBride, Chairman of the Committee to Implement the Criminal Justice Act, presented the report of the Committee.

#### **APPOINTMENTS AND PAYMENTS**

Judge MacBride submitted to the Conference a report on appointments and payments under the Criminal Justice Act for the fiscal year ending September 30, 1982. The report indicated that Congress appropriated \$28,670,000 for "Defender Services" for the fiscal year 1982 and that an unobligated balance of approximately \$2,000,000 had been carried forward from the fiscal year 1981 making a total of \$30,670,000 available for obligations during the year. The Committee estimated that the entire amount available for the fiscal year 1982 will be expended.

During the year approximately 46,000 persons were represented under the Criminal Justice Act, compared to 44,410 persons represented during the fiscal year 1981, an increase of 3.6 percent. Of these persons Federal Public and Community Defender Organizations represented 22,677 or 49.3

percent of the total representations, compared to 50.7 percent in the fiscal year 1981, and 49.5 percent in the fiscal year 1980.

The Conference authorized the Director of the Administrative Office to distribute copies of the report to all chief judges, to all Federal Defender Organizations, and to others who may request copies.

#### **BUDGET REQUESTS - FEDERAL PUBLIC DEFENDERS**

The Conference, upon the recommendation of the Committee, approved supplemental funding for the Federal Public Defender Organization for the Eastern District of California for the fiscal year 1983 in the amount of \$25,343 for the purpose of adding one attorney position to the staff of the branch office located in Fresno.

#### **GRANT REQUESTS - COMMUNITY DEFENDER ORGANIZATIONS**

At its session in September, 1982 (Conf. Rept. p. 110) the Conference deferred consideration of the funding level for the Community Defender Organization in the District of Oregon. Judge MacBride informed the Conference that since then the Executive Director of the Community Defender Organization has submitted his resignation to be effective May 31, 1983 and that the judges of the District of Oregon have decided to amend their Criminal Justice Act plan to provide for the establishment of a Federal Public Defender Organization to replace the existing Community Defender Organization. The amended plan has been submitted to the Judicial Council of the Ninth Circuit for approval. Because of these developments the Committee recommended that the Conference approve supplemental funds for the fiscal year 1983 in the amount of \$77,766 and funds for the fiscal year 1984 in the amount of \$516,260 for "Federal Defender" Organization activities within the District of Oregon, with the proviso that the Director of the Administrative Office will be authorized to direct or redirect all or any part of available past or future approved funding to any newly established Federal Defender Organization for the district, and to make such adjustments to the funding levels as is necessary or

appropriate to meet the needs of providing for the effective implementation of the Criminal Justice Act in that district, consistent with the Director's authority to approve and modify supplemental funding. This recommendation was approved by the Conference.

#### GUIDELINES

The Committee submitted to the Conference the following amendments to the Guidelines for the Administration of the Criminal Justice Act which were approved by the Conference:

1. An amendment to Paragraph 2.01 D., and a new Appendix G to include a reference to and the text of the "Model Plan for the Compensation, Administration, and Management of the Panel of Private Attorneys under the Criminal Justice Act".
2. Amendments to Paragraphs 2.18 and 4.04 to provide that Criminal Justice Act appointments be made in the name of the Federal Defender Organization, rather than in the name of individual staff attorneys within the Federal Defender Organization.
3. An amendment to Paragraph 4.02 A. to conform this section to a recent statutory change placing the power to appoint Federal Public Defenders in the courts of appeals rather than the judicial councils of the circuits.

#### COMMITTEE ON PACIFIC TERRITORIES

Judge Anthony M. Kennedy, Chairman of the Committee on Pacific Territories, presented the Committee's report.

Judge Kennedy informed the Conference that the Committee held public hearings in Guam and Saipan during January, 1982, on court structure and jurisdiction in these territories. Various problems relating to the courts in these

territories and solutions thereto were presented at the hearing and numerous written comments were received from concerned parties. Based upon this study the Committee recommended the enactment of legislation to accomplish the following:

- (1) Authorize the Guam legislature in its discretion to establish a local appellate court.
- (2) Grant diversity-type jurisdiction to the District Court of Guam.
- (3) Authorize appeals from decisions of the District Court of the Northern Mariana Islands directly to the Court of Appeals for the Ninth Circuit without a previous review by the appellate division of the district court.
- (4) Authorize appeals from decisions of the local courts on Guam and the Northern Mariana Islands, as well as the District Court for the Northern Mariana Islands, to the Court of Appeals for the Ninth Circuit.
- (5) Maintain jurisdiction of the District Court for the Northern Mariana Islands over the Trust Territory of the Pacific Islands without statutory alteration until the case law exploring existing jurisdiction is more fully developed.
- (6) Provide for a study of the United States Code as it relates to these territories so that any anomalies in the judicial process may be eliminated or other statutory changes made.

These recommendations of the Committee were approved by the Conference.

#### **AD HOC COMMITTEE ON THE LAW CLERK SELECTION PROCESS**

Judge Carl McGowan, Chairman of the Ad Hoc Committee on the Law Clerk Selection Process, reported that the Committee had met with representatives of law schools and had explored with them, and with other judges, the prospects of coordinating the selection of law clerks by Federal judges to avoid the confusion that now exists. The Committee proposed a resolution establishing a policy with respect to the selection of law clerks by the Federal judiciary which was agreed to by the Conference and authorized to be distributed immediately to all judges together with an appropriate explanation. The resolution adopted by the Conference is as follows:

Applications for law clerkships will neither be received nor considered prior to September 15 in a student's third year of law school. This policy shall be effective immediately for a trial period of two years, at which time it will be reexamined by the Conference at its March 1985 meeting in light of the experience under it and with the benefit of the views of all federal judges formed by reference to that experience.

#### **COMMITTEE TO REVIEW CIRCUIT COUNCIL CONDUCT AND DISABILITY ORDERS**

The written report of the Committee to Review Circuit Council Conduct and Disability Orders, submitted by the Chairman, Judge Clement F. Haynsworth, Jr., was received by the Conference. Since its last report to the Conference the Committee has issued only one opinion which concluded that under 28 U.S.C. 372(c)(10) only the judicial council of the circuit has jurisdiction to review dismissals of complaints by chief circuit judges under 28 U.S.C. 372(c)(3). No further review is provided. Accordingly the Committee advised that all petitions to the Conference to review dismissal orders of chief circuit judges will be dismissed for want of jurisdiction.

#### **COURTROOM PHOTOGRAPHS**

The Chief Justice informed the Conference that a group of television and news media organizations had formally petitioned the Conference to review the provisions of the Code of Judicial Conduct and the Federal Rules of Criminal Procedure prohibiting the use of cameras in the courtroom during the conduct of court proceedings. The petition will be referred to an appropriate Committee of the Conference.

#### **ELECTIONS**

The Conference, pursuant to 28 U.S.C. 621(a)(2), elected Judge Howard C. Bratton to membership on the Board of the Federal Judicial Center for a term of four years succeeding Judge Donald S. Voorhees whose term expires on March 28, 1983. The Conference also elected Judge Daniel M. Friedman to membership on the Board of the Federal Judicial Center to succeed Judge John D. Butzner, Jr., who has become a senior judge.

The Conference, pursuant to 28 U.S.C. 332(f), elected Judge John H. Pratt to membership on the Board of Certification for Circuit Executives to succeed Judge George E. MacKinnon who has resigned effective March 31, 1983, and to serve until July 1, 1986; and reelected Mr. John W. Macy, Jr., for a term of three years, until July 1, 1986.

#### **PRETERMISSION OF TERMS OF THE COURTS OF APPEALS**

The Conference, pursuant to 28 U.S.C. 48, approved the pretermmission of terms of the United States Court of Appeals for the Tenth Circuit at Oklahoma City, Oklahoma, and Wichita, Kansas during the calendar year 1983.



**RELEASE OF CONFERENCE ACTION**

The Conference authorized the immediate release of matters considered at this session where necessary for legislative or administrative action.

Warren E. Burger  
Chief Justice of the United States

May 27, 1983

---

---

**REPORT  
of the  
PROCEEDINGS OF THE  
JUDICIAL CONFERENCE OF THE  
UNITED STATES**

September 21-22, 1983

Washington, D.C.  
1983

---

---

**REPORT OF THE PROCEEDINGS  
OF THE JUDICIAL CONFERENCE  
OF THE UNITED STATES**

**September 21-22, 1983**

The Judicial Conference of the United States convened on September 21, 1983, pursuant to the call of the Chief Justice of the United States, issued under 28 U.S.C. 331, and continued in session on September 22nd. The Chief Justice presided and the following members of the Conference were present:

**First Circuit:**

Chief Judge Levin H. Campbell  
Judge W. Arthur Garrity, Jr., District of Massachusetts

**Second Circuit:**

Chief Judge Wilfred Feinberg  
Chief Judge Jack B. Weinstein, Eastern District of  
New York

**Third Circuit:**

Chief Judge Collins J. Seitz  
Judge Gerald J. Weber, Western District of Pennsylvania

**Fourth Circuit:**

Chief Judge Harrison L. Winter  
Judge Robert R. Merhige, Jr., Eastern District of Virginia

**Fifth Circuit:**

Chief Judge Charles Clark  
Judge Adrian G. Duplantier, Eastern District of Louisiana

**Sixth Circuit:**

Chief Judge George C. Edwards, Jr.  
Chief Judge Frank J. Battisti, Northern District of Ohio

Seventh Circuit:

Chief Judge Walter J. Cummings  
Chief Judge John W. Reynolds, Eastern District of  
Wisconsin

Eighth Circuit:

Chief Judge Donald P. Lay  
Judge Albert G. Schatz, District of Nebraska

Ninth Circuit:

Chief Judge James R. Browning  
Chief Judge Manuel L. Real, Central District of  
California

Tenth Circuit:

Chief Judge Oliver Seth  
Chief Judge Luther B. Eubanks, Western District of  
Oklahoma

Eleventh Circuit:

Chief Judge John C. Godbold  
Judge William C. O'Kelley, Northern District of  
Georgia

District of Columbia Circuit:

Judge J. Skelly Wright\*  
Chief Judge Aubrey E. Robinson, Jr., District of  
Columbia

Federal Circuit:

Chief Judge Howard T. Markey

---

\* Designated by the Chief Justice in place of Chief Judge  
Spottswood W. Robinson III who was unable to attend.

Circuit Judges Irving R. Kaufman, Otto R. Skopil, Jr.,  
Edward A. Tamm, and Gerald B. Tjoflat; Senior Circuit Judges  
John D. Butzner, Jr. and Carl McGowan; Senior District Judges  
Edward T. Gignoux, George L. Hart, Jr., Elmo B. Hunter, and  
Thomas J. MacBride; and District Judges Robert E. DeMascio,  
June L. Green, and James R. Miller, Jr., attended all or some  
of the sessions of the Conference.

The Attorney General of the United States, Honorable  
William French Smith, Jr., and the Solicitor General of the  
United States, Honorable Rex E. Lee, addressed the  
Conference briefly on matters of mutual interest to the  
Department of Justice and the Conference.

Alan A. Parker, Counsel to the House Judiciary  
Committee, presented a message from the Chairman, Peter W.  
Rodino, Jr.

William E. Foley, Director of the Administrative Office  
of the United States Courts; Joseph F. Spaniol, Jr., Deputy  
Director; James E. Macklin, Executive Assistant Director;  
William J. Weller, Legislative Affairs Officer; Daniel R.  
Cavan, Deputy Legislative Affairs Officer; Deborah H. Kirk,  
Chief, Office of Management Review; Professor A. Leo Levin,  
Director of the Federal Judicial Center, Charles W. Nihan,  
Deputy Director, and Gordon Bermant, Director of the Division  
of Innovations and Systems, attended the sessions of the  
Conference. Mark W. Cannon, Administrative Assistant to the  
Chief Justice, also attended the sessions of the Conference.

The Director of the Federal Judicial Center, A. Leo  
Levin, presented his annual report on the activities of the  
Center.

**REPORT OF THE DIRECTOR  
OF THE ADMINISTRATIVE OFFICE  
OF THE UNITED STATES COURTS**

The Director of the Administrative Office of the United  
States Courts, William E. Foley, submitted to the Conference  
the Annual Report of the Director for the year ended June 30,  
1983. The Conference authorized the Director to release the  
Annual Report immediately in preliminary form and to revise  
and supplement the final printed edition.

A separate report on the operation of the Equal Employment Opportunity Plans in the circuit and district courts, was also received by the Conference and authorized to be released.

#### JUDICIAL BUSINESS OF THE COURTS

Mr. Foley reported that during its first nine months of operation the newly established Court of Appeals for the Federal Circuit docketed 694 new appeals. There were 429 appeals disposed of during the period and 528 appeals were pending on June 30, 1983. In the other 12 courts of appeals there were 29,630 appeals docketed during the twelve-month period ending June 30, 1983, an increase of 6 percent over the previous year. There were 28,660 appeals terminated during the year, a 2.4 percent increase, and the pending caseload rose to 22,480 on June 30th, an increase of 4.5 percent.

In the United States district courts 241,842 civil actions were commenced during the year, a 17.3 percent increase over the previous year. There were 215,356 civil actions closed during the year, a 13.7 percent increase, and on June 30, 1983 there were 231,920 civil actions pending, an increase of 12.9 percent. The increased civil filings during 1983 resulted primarily from a 37.6 percent increase in civil cases commenced by the Government to recover defaulted student loans and overpayment of veterans' benefits, and a 58.6 percent increase in suits against the Government involving claims for social security benefits.

Criminal cases filed in the district courts during 1983 were 35,872, a 9.8 percent increase over the previous year. There were 33,985 criminal cases closed and pending criminal cases rose to 18,546, the highest level since 1976.

During the year ended June 30, 1983 there were 375,024 bankruptcy cases, representing 535,597 separate estates, filed in the United States bankruptcy courts, an increase of 1.5 percent in estate filings as compared with the previous year. There were 449,629 bankruptcy estates closed during the year and the number of estates pending on the dockets of the bankruptcy courts on June 30, 1983 increased to a record 812,190.

From January 1 to June 30, 1983, there were 3,903 matters transferred from the bankruptcy courts to the district

courts under the Model Interim Bankruptcy Rule. The district courts disposed of 2,402 matters during this period of which 1,901 were disposed of finally without remand to the bankruptcy courts. There were 205 matters referred back to bankruptcy judges for final disposition and 296 matters were referred back for additional, but not final, action.

#### JUDICIAL PANEL ON MULTIDISTRICT LITIGATION

A written statement filed with the Conference by the Judicial Panel on Multidistrict Litigation indicated that during the year ended June 30, 1983, the Panel had acted on 1,060 civil actions pursuant to 28 U.S.C. 1407. Of that number, 496 actions were centralized for consolidated pretrial proceedings with 564 actions already pending in the various transferee districts at the time of transfer. The Panel denied transfer of 123 actions.

Since its creation in 1968 the Panel has transferred 12,154 civil actions for centralized pretrial proceedings in carrying out its responsibilities. As of June 30, 1983, approximately 9,420 cases had been remanded for trial, reassigned within the transferee district, or terminated in the transferee court. On June 30, 1982 there were 2,731 transferred civil actions being processed by transferee judges.

#### COMMITTEE ON THE JUDICIAL BRANCH

Judge Irving R. Kaufman, Chairman of the Committee on the Judicial Branch, submitted the Committee's report.

#### SOCIAL SECURITY AMENDMENTS ACT OF 1983

The Social Security Amendments Act of 1983, Sec. 101(c), brings senior judges who continue to accept assignments under 28 U.S.C. 294 into the Social Security system effective January 1, 1984. Senior judges who continue to perform judicial work under assignment will thus be required to pay the Social Security tax, be ineligible to receive Social Security benefits until age 70, and be potentially liable for state and local income taxes in those states which currently consider senior judge compensation "retirement income" exempt from state income taxes. Senior judges who continue to work after January 1, 1984, will, in effect, be paying for the privilege of

performing judicial duties which they are not required to undertake. The new legislation thus creates a substantial financial disincentive for senior judges to continue their activities.

Judge Kaufman informed the Conference that at its last meeting the Committee had considered this problem and had adopted the following resolution which was subsequently approved by the Executive Committee of the Conference.

Federal judges who have qualified by length of service and age can elect to assume the status of "Senior Judge." By statute, senior judges are not required to render any judicial service at all and receive no additional compensation when they do. Yet, over 200 senior judges have volunteered and are at work regularly at all levels of the federal court system. They provide the equivalent of approximately 66 full-time federal judges. To lose their services would be a crippling blow. Scores of new judgeships would have to be created to replace them.

Certain provisions of the Social Security Amendments Act of 1983 impose a real risk that most, if not all, senior judges will end their voluntary service on January 1, 1984. On that date senior judges will have Social Security taxes taken from their retirement pay if they are working in the courts. If they are between ages 65 and 70 and have earned Social Security benefits from contributions made before their appointment as judges, they will lose those benefits if they are working in the courts. If they choose not to work, no taxes and no loss of benefits will occur.

This disincentive to productive and useful work is unreasonable and wrong. We are aware that it is an altogether unforeseen and unintended aspect of the 1983 statute. We urgently request that appropriate legislation, removing senior judges from the impact of the Social Security Amendments Act of 1983 be passed as soon as possible and well before the deadline date of January 1, 1984.

Legislation has been introduced to repeal the problem provision (Sec. 101 (c)). If Congress finds that solution satisfactory we fully endorse it. Legislation has also been suggested postponing implementation of this provision of the Act until its consequences can be ascertained precisely. If Congress should choose that approach, we endorse it.

#### QUADRENNIAL SALARY COMMISSION

The Act creating the quadrennial "Commission on Executive, Legislative, and Judicial Salaries," 2 U.S.C. 351, requires the appointment of a new Commission in 1984. Judge Kaufman informed the Conference that the Administrative Office would commence work this Fall on the preparation of a statement and information concerning judicial salaries to be presented to the new Commission when it is appointed. The Committee will consider these materials at its next meeting and prepare plans for presentations to be made to the Commission.

#### COMMITTEE ON COURT ADMINISTRATION

Judge Elmo B. Hunter, Chairman of the Committee on Court Administration, presented the report of the Committee.

#### ELECTRONIC SOUND RECORDING

Judge Hunter informed the Conference that the Federal Judicial Center, pursuant to Sec. 401 of the Federal Courts' Improvement Act of 1982, had conducted an experiment to determine whether electronic sound recordings would be a viable alternative to shorthand, stenotype, or other methods of recording proceedings in a district court. The experiment was conducted to assist the Conference in considering whether to promulgate regulations authorizing the use of electronic sound recording equipment as a means of recording proceedings in the district courts. The report concluded that, under appropriate management and supervision, electronic sound recording can provide an accurate record of proceedings in a district court at less cost to the Government, without delay or interruption, and can provide the basis for accurate and timely transcript delivery. After full discussion the Conference adopted the following recommendation of the Committee:



Considering the results of the study, your Committee recommends that the Judicial Conference adopt the following regulations under 28 U.S.C. § 753(b) to authorize electronic sound recording of proceedings by each court. Your Committee also recommends that these regulations not become effective until January 1, 1984, so that the Director of the Administrative Office will have time to procure required equipment and issue procedural guidelines. The proposed regulations follow:

1. Effective January 1, 1984, pursuant to 28 U.S.C. 753(b), individual United States district court judges may direct the use of shorthand, mechanical means, electronic sound recording, or any other suitable method, as the means of producing a verbatim record of proceedings required by law or by rule or order of the court. The judge should consider the nature of the proceedings, the availability of transcription services, and any other factors that may be relevant in determining the method to be used in producing a verbatim record that will best serve the court and the litigants.
2. Electronic sound recording equipment, for purposes of this regulation, shall be multi-channel audio equipment. This regulation shall be augmented by guidelines issued by the Director of the Administrative Office, containing technical standards for equipment and procedures for implementation.
3. In the event the need for shorthand, stenotype, or other reporter services should diminish by reason of the utilization of electronic sound recording equipment, any reduction in personnel, where feasible, shall be accomplished through attrition.

The Conference further authorized the Chief Justice to appoint an ad hoc committee of members of the Conference to monitor, on behalf of the Conference between meetings thereof, the implementation by the Administrative Office of

the regulations adopted on September 21, 1983 with respect to electronic sound recordings of court proceedings.

#### COURT REPORTERS' ANNUAL LEAVE

At its session in March, 1982 (Conf. Rept., p. 12), the Conference adopted a policy relating to sick leave for court reporters and requested the Committee to study the question of granting annual leave to court reporters. Judge Hunter stated that while the Conference has never adopted a policy granting annual leave to court reporters, some courts have been granting administrative leave to reporters on an individual basis who have been assigned to a "regular tour of duty" encompassing a formal 40-hour work week in the courthouse with a prohibition against engaging in private reporting activities during those hours. The General Counsel of the Administrative Office has concluded that court reporters who are assigned a "regular tour of duty," of whatever length, must come under the Leave Act, 5 U.S.C. § 6301 et. seq. Upon the recommendation of the Committee the Conference adopted the following guideline:

Beginning with the 1984 leave year (effective January 8, 1984) a reporter who has been placed on a regular tour of duty consisting of a set number of work hours per week in the courthouse, specified in advance, during which hours the reporter may generate transcripts but may not perform any private (free-lance) work of any kind, the reporter is to earn annual leave in accordance with the Leave Act, 5 U.S.C. §6301 et. seq.

The Committee also advised that a court must state in its court reporter management plan whether reporters are assigned a regular tour of duty, and specify the regular hours of attendance. Leave records should be maintained by the clerk of the court.

#### ANNUAL AND SICK LEAVE FOR LAW CLERKS AND SECRETARIES

The Committee has concluded, on advice of the General Counsel of the Administrative Office, that all employees of the Judiciary, except judges, are entitled to both annual and sick leave benefits under the provisions of Chapter 63 of Title 5, United States Code. For many years, however, judges have

been given the opportunity to elect whether or not members of their personal staffs should be given leave benefits. A survey conducted by the Federal Judicial Secretaries Association indicated that a majority of secretaries would prefer to be placed under the Leave Act and not excluded from benefits by an amendment to existing law. The Committee recognized that secretaries to judges should be entitled to the benefits of the Leave Act, but did not wish to require changes in regard to those already employed. Accordingly, the Committee presented the following recommendation which was approved by the Conference:

It is therefore recommended that the Judicial Conference require all new secretaries of circuit and district judges to be placed under the Leave Act, but allow judges' secretaries who are not now under the Leave Act to continue as in the past.

Judge Hunter advised the Conference that because of the temporary nature of the appointment of law clerks and of their work habits, the Committee has held for further evaluation any action regarding application of the Leave Act to law clerks and will study the question further. Judge Hunter further advised that the Committee did not reconsider the matter of the Leave Act's application to United States magistrates or bankruptcy judges in view of previous Conference action endorsing legislation to exempt these officers from coverage under the Leave Act.

#### COURTROOM FACILITIES

The Chief Judge of the United States District Court for the Northern District of Alabama, after obtaining the approval of the Judicial Council of the Eleventh Circuit, had requested the Committee to consider and recommend to the Judicial Conference a variance from the Conference's guidelines regarding sizes of courtrooms.

Upon the recommendation of the Committee the Conference voted to deny the requested variance for the courtrooms to be constructed in the new courthouse at Birmingham, Alabama.

#### FEES OF COURT REPORTERS

Judge Hunter reported that the court reporters in the Ninth and Tenth Circuits charge parties \$2.50 per page for a transcript of a case on appeal, which is \$.50 per page more than the maximum fee approved by the Conference. The reporters and other court officials justify this additional fee because of the requirements of these two circuits that two copies of a transcript be filed on appeal, one of which is retained in the district court and the other forwarded to the court of appeals. The Committee is of the view that parties who order transcripts for cases on appeal to the Ninth and Tenth Circuits should not be made to pay higher rates than are required in the other circuits. Accordingly, the Committee presented the following resolution which was approved by the Conference:

That the Judicial Conference reaffirm its September 1963, decision that no court reporter is authorized to receive payment of a fee for providing a transcript for the clerk's office in the preparation or perfection of an appeal. It is also recommended that the Conference approve the policy that a reporter may charge a party only for transcript ordered by and delivered to the party and that the reporter must bear the expense of providing a copy of a transcript to be filed with the clerk of the district court and a copy to be submitted to the court of appeals, if required. It is further suggested that the Ninth and Tenth Circuit Courts of Appeals should review their requirements that a copy of the transcript be retained in the district court since it duplicates the copy of the transcript that is submitted to the court of appeals.

#### COURT REPORTER POSITIONS

At its session in March, 1982 (Conf. Rept., p. 9) the Conference adopted a policy that "permanent swing reporters may only be authorized when a court in fact has implemented a system in which each reporter is fully utilized. Swing reporters will be granted only on a showing of demonstrated need and the full use of existing personnel...". In response to the April, 1983 budget call by the Administrative Office, 32 district courts requested 55 additional court reporters, of

which 44 are swing reporters already employed and 11 are new positions. The judicial councils of the circuits have approved these requests.

The Committee reviewed the justifications submitted and determined that not all courts have adopted court reporter management plans. Those that have adopted plans have done so too recently to provide experience. Only six courts provide for a pooling of reporters and most have each reporter assigned to a specific judge. Very few reporters appear to be working to capacity.

The Committee accordingly recommended that none of the requests for additional reporters be approved. The use of contractors — or, in the case of land commissioners, the use of electronic sound recording equipment — combined with better utilization of authorized reporters should be sufficient to meet the courts' needs. The Committee further recommended that Conference approval of the requested additional reporter positions be continued to September, 1984, but that requests for the continuation of, or for additional positions, should be submitted to the Subcommittee on Supporting Personnel by June, 1984. In the interim, swing court reporter positions that become vacant should be abolished, unless the Director of the Administrative Office determines the position is necessary and approves a temporary appointment pursuant to 28 U.S.C. 753(a). These recommendations were approved by the Conference.

#### AUTOMATION

The Conference of Chief Circuit Judges had recommended the appointment of a standing committee of the Conference to review what is being done in the Judiciary on automation and particularly in the Administrative Office and the Federal Judicial Center. Subsequently, the Chief Justice established an ad hoc subcommittee of the Committee on Court Administration to study the advisability and feasibility of establishing a standing committee and to report to the Committee on Court Administration.

Judge Hunter stated that the Committee had concluded that the choice of appropriate technology should be left to experts, but that it was the consensus of the Committee that there should be input from judges with regard to the automation needs and priorities of the courts. The Committee

felt that an additional level of scrutiny provided by judicial input will produce a greater level of understanding in the courts as well as in the Congress.

While agreeing that the appointment of a Committee to oversee automation development in the Judiciary was desirable, the Committee reported that it is opposed to the proliferation of Judicial Conference Committees. The Committee therefore recommended that the function of oversight of technology or automation be assigned, on an experimental basis, to the Court Administration's Subcommittee on Judicial Improvements; that the Chief Justice be authorized to appoint, as he may determine, additional members to the Subcommittee; and further that the Subcommittee recommend to the Court Administration Committee within two years whether there is a need to continue the special oversight function. The Committee was further of the view that the Subcommittee should review the five-year plan for automation in the United States courts developed by the Administrative Office and the Federal Judicial Center, monitor its implementation, approve budget estimates for automation in the courts prior to submission to the Budget Committee of the Judicial Conference, determine the timing and priorities for installation of equipment to support operational systems, consider suggestions received from the courts, and approve guidelines. These recommendations were approved by the Conference.

#### RETIREMENT COVERAGE FOR LAW CLERKS

Judge Hunter informed the Conference that the participation of law clerks and legal assistants in the Civil Service Retirement program has proved costly and administratively difficult. Approximately 2,400 law clerks and legal assistants are employed in the Federal Judiciary (excluding the Supreme Court) of which about 1,800 turn over each year. These employees are given permanent, excepted appointments, and are entitled to the full range of employee benefits. Considerable effort is annually expended in establishing and maintaining retirement records and in processing approximately 1,800 applications for refunds of retirement contributions. The Office of Personnel Management and the Administrative Office jointly spend in excess of three man years of effort in this area at a cost of over \$60,000 per year. The Committee therefore recommended that the Administrative Office be authorized to

exclude law clerks and legal assistants from the Civil Service Retirement System and leave them solely under the Social Security system, with the exception of "career law clerks", provided that the change be made prospectively, and with the understanding that it will not adversely affect health or life insurance benefits. This recommendation was approved by the Conference with the understanding that a law clerk would be given the option of electing to participate in the Civil Service retirement system in addition to participating in Social Security.

#### COURT QUARTERS AND ACCOMMODATIONS

Judge Hunter stated that the House Committee on Appropriations in its report on the Supplemental Appropriation Bill for the fiscal year 1983, H.Rept. 98-207, called for a review by circuit judicial councils of all requests for alterations to new or existing court space that will cost \$500,000 or more, and any changes in the scope or modification of a project that will increase the cost of construction by \$100,000 or 5 percent over the original estimate. The report further requested the judiciary to enter into an agreement with the General Services Administration establishing procedures for reviewing and processing these requests.

Judge Hunter informed the Conference that the Director of the Budget in the central office of the General Services Administration and the Administrative Office have agreed upon the following proposed memorandum of understanding:

This Memorandum of Understanding is entered into between the Director of the Administrative Office of the United States Courts (AOUSC), on behalf of the Judicial Conference of the United States, and the Administrator of General Services (GSA) in order to avoid unnecessary cost overruns and project delays in providing facilities for the United States courts. It establishes policies and procedures to be followed by the courts (except the Supreme Court) in processing requests for any proposed change in an approved and funded prospectus project which will result in an increase in the design and/or construction cost by \$100,000 or 5% of the original estimate. These procedures are as follows:

1. Any change, regardless of cost, initiated within a Judicial Circuit shall be submitted to the AOUSC. Where necessary, the AOUSC will seek assistance from the appropriate GSA Regional Office to determine the cost impact, including costs associated with the potential design/construction delay, and the cost impact on other portions of the project which may not be court related.
2. When a proposed change exceeds the cost thresholds, the AOUSC will refer the change to the Circuit Council for its review and approval/disapproval.
3. If approved, the AOUSC will forward certification of approval to the appropriate GSA Regional Administrator.

Under no circumstances will GSA or a GSA contractor effect any change to a court project unless the above procedures are followed. If changes are instituted that are not in compliance with the above, the Judiciary will not be liable or responsible for any costs involved.

This agreement is effective upon signing and will remain in full force until cancelled or superseded.

Upon the recommendation of the Committee the Conference approved the memorandum of understanding with the addition of an Item 4 to the list of procedures as follows:

4. GSA will then accomplish the certified changes, as approved, in accordance with 28 U.S.C. 462(f).

#### PLACES OF HOLDING COURT

H.R. 1579, 98th Congress, would transfer two counties from the Eastern to the Western Division of the Northern District of Illinois. H.R. 3604, 98th Congress, would designate Houma, Louisiana as an additional statutory place of holding court in the Eastern District of Louisiana. Judge Hunter advised the Conference that the district courts and judicial

councils concerned had approved the proposals contained in these bills. Upon the recommendation of the Committee the Conference approved the bills and authorized the Director of the Administrative Office to notify the Congress.

#### FRIVOLOUS LITIGATION

Judge Hunter stated that the Subcommittee on Judicial Improvements, at the request of Judge Alfred T. Goodwin, had explored ways and means to reduce frivolous or meritless litigation in the courts and had canvassed the various courts for ideas and suggestions. After consideration of the suggestions received, the Subcommittee concluded, as did many judges, that the existing tools are sufficient, but perhaps not fully understood or utilized. The Committee has therefore asked the Federal Judicial Center to provide instruction to judges so that they will know what the tools are and when to use them and how. The Committee also noted that the Judicial Center Committee on Prisoner Civil Rights Litigation had suggested the enactment of legislation to require the exhaustion of state remedies in cases brought under 42 U.S.C. 1983 in situations where the plaintiff has an available state remedy. Upon the recommendation of the Committee, the Conference approved the concept of the exhaustion of state administrative remedies in Section 1983 cases and authorized the Committee to develop and submit appropriate legislation for further consideration by the Conference.

#### HABEAS CORPUS REFORM

At its session in March, 1983 (Conf. Rept., p. 7), the Conference authorized the Committee to conduct a further study of the several bills introduced in the 97th Congress to reform habeas corpus procedures. Judge Hunter reported that similar legislation is contained in S. 217, Title VI of S. 829, S. 1763 and H.R. 50, 98th Congress. After full discussion the Conference decided to take no action on the proposals contained in these bills, except to express its disapproval of a provision contained in H.R. 50 which would prohibit a United States magistrate from conducting evidentiary hearings in habeas corpus proceedings.

#### CERTIFICATION OF QUESTIONS OF STATE LAW

In 1967, the Commissioners on Uniform State Laws promulgated a Uniform Certification of Questions of Law Act, 12 U.L.A. 49, to provide State courts of last resort with jurisdiction to determine questions of state law certified to them by United States courts. Approximately one-half of the States now have such provisions, either in their constitution, statutes, or rules of court. Some States provide that only United States courts of appeals may certify questions of State law, others permit any Article III court to certify questions, some require that the question certified must dispose of the case, and still others provide that the certified question must dispose only of a particular issue.

In February, 1983 the American Bar Association adopted a resolution urging "each State to adopt a procedure whereby the highest court of the State may answer a question of State law certified from an Article III court of the United States, when the answer will be controlling in an action in the certifying court and cannot in the opinion of the certifying court be satisfactorily determined in light of State authorities." A study by the Federal Judicial Center concluded that although cases involving questions of unsettled State law require more time from filing to disposition than more typical cases, only a relatively small proportion of that time is directly attributable to use of the certification procedure, and that this delay should decrease with greater experience. The Center report also noted that the delay attending certification is more than compensated by subsequent expedition of other cases involving the same or related questions of State law.

The Committee therefore recommended that the Judicial Conference support the American Bar Association in its efforts to provide a uniform procedure for certification of questions of State law to a State's highest court by any Article III Federal court when a definitive answer to a question of State law will dispose of an issue before the court and materially contribute to the resolution of the litigation, retaining on the part of the State the right to decline to answer any certified question. This recommendation was approved by the Conference.



## RACE TO THE COURTHOUSE

The Administrative Conference of the United States had recommended that 28 U.S.C. 2112(a) be amended to provide that if petitions to review the same order of an administrative agency have been filed in two or more courts of appeals within ten days after the order was issued, the agency is to notify an appropriate official body, such as the Administrative Office of the United States Courts, of that fact; that the official body, on the eleventh day after the issuance of the order, is to choose from among the circuits in which the petitions have been filed, according to a scheme of random selection, and notify the agency of that choice; and that the agency is then to file the record of the proceeding in the court so chosen. That particular court of appeals would take jurisdiction and conduct review proceedings, subject to its existing power to transfer the case to any other court of appeals for the convenience of the parties in the interest of justice.

The American Bar Association has endorsed the concept of random selection, but has suggested that the selection be made on the basis of appeals filed through the fifth business day after the day an agency action becomes reviewable. This proposal was embodied in legislative proposals previously considered by the Conference (Conf. Rept., Mar. 1980, p. 11; Conf. Rept., Sept. 1982, p. 69).

The Committee pointed out that the Administrative Office does not have, nor should it be vested with judicial powers. On the other hand, the Judicial Panel on Multidistrict Litigation has exercised a similar power for many years with respect to the consolidation of cases for pretrial discovery. The Committee therefore recommended that the Judicial Conference continue to endorse a scheme of random selection of a court of appeals to review simultaneously filed petitions to review agency orders, but with the additional proviso that the selection of a court of appeals to hear the appeal be vested in the Judicial Panel on Multidistrict Litigation. This recommendation was approved by the Conference.

## LIMITATION ON THE JURISDICTION OF FEDERAL COURTS OVER STATE CASES

H.R. 46, 98th Congress, would add a new Section 1621 to Title 28, United States Code, providing as follows: "No court of the United States that is established by Act of Congress

under Article III of the Constitution of the United States shall have any jurisdiction to modify, directly or indirectly, any order of a court of a state if such order is, will be, or was, subject to review by the highest court of such state." The Chairman of the House Judiciary Committee has requested Conference views on this bill.

The Committee reported that the purposes and intent of the bill are not clear and that it is drawn in such broad terms that its potential effect and consequences cannot be ascertained. As written, the bill would severely restrict jurisdiction in an area in which Federal courts have been thought to have special competence in the protection of Constitutional and Federal statutory rights. Furthermore, the Committee believed that the bill is unnecessary in view of the abstention doctrine enunciated by the Supreme Court in Younger v. Harris, and other cases. Upon the recommendation of the Committee, the Conference strongly opposed the enactment of the bill.

## FEDERAL TORT CLAIMS ACT

H.R. 490, H.R. 595, H.R. 3142 and Title XIII of S. 829, 98th Congress, are bills to amend the Federal Tort Claims Act to provide for an exclusive remedy against the United States in suits based upon acts or omissions of United States employees, and to provide an exclusive remedy against the United States with respect to constitutional and other torts. Some of the bills would require a jury trial with respect to alleged constitutional torts.

The Committee was advised that H.R. 3142 has been introduced as a successor bill to H.R. 490 and H.R. 595. The Committee recommended that the Judicial Conference advise the Congress that the enactment of these measures is a matter of policy for the consideration of the Congress, but, if enacted, the bill would probably increase the workload of the district courts and the judicial system generally.

## DISCRIMINATION IN EMPLOYMENT

H.R. 415, 98th Congress, would amend the Age Discrimination in Employment Act of 1967 to permit persons to bring suits under the Act in Federal district courts without regard to whether any proceedings have been commenced by or on behalf of such persons under State law. S. 686, 98th

Congress, would also amend the Act to eliminate the upper age limitation of 70 years of age, to make procedural reforms, and to reinstate the tenured faculty exception. The Senate bill would eliminate jury trials in age discrimination cases.

It was the view of the Committee that the elimination of the 70 year age limitation and the reinstatement of the tenured faculty exception in the Act, are matters of policy for the Congress and the Conference agreed. The Committee noted, however, that if enacted, these bills would increase the workload of the district courts.

#### APPEALS FROM THE INTERNATIONAL TRADE COMMISSION AND CERTIFICATIONS FROM DISTRICT COURTS TO THE COURT OF APPEALS FOR THE FEDERAL CIRCUIT

H.R. 1291, 98th Congress, would provide a period of 60 days in which to appeal to the Court of Appeals for the Federal Circuit from a determination of the United States International Trade Commission. The bill would rectify an oversight in the statute. A similar oversight, however, has occurred with respect to the certification of interlocutory appeals from the district courts. The statute, 28 U.S.C. 1292(d)(1) and (2), provides procedures for the Court of International Trade and the Court of Claims to make these certifications, but no parallel procedure was provided for appeals of interlocutory orders from the district courts to the Court of Appeals for the Federal Circuit.

It was the view of the Committee that the time to be allowed for an appeal from a decision of the United States International Trade Commission and for the certification of interlocutory orders from the district courts to the Court of Appeals for the Federal Circuit are matters of policy for the Congress, but that the oversights in the statute should be corrected. Upon the recommendation of the Committee the Conference approved H.R. 1291 and recommended corrective legislation regarding interlocutory appeals from the district courts.

#### PEREMPTORY CHALLENGES OF JUDGES

H.R. 3125, 98th Congress, would provide for the reassignment of certain cases from one judge to another upon the request of a party. The bill would require that "if all

parties on one side of a civil or criminal case to be tried in a Federal district court or bankruptcy court file an application requesting the reassignment of the case, the case shall be reassigned to another appropriate judicial officer for trial." The application must be filed within 20 days after the initial assignment of the case or within 20 days of the date of service of process on the most currently joined party filing the application. Only one such application may be filed by the parties on one side of the litigation. It was the view of the Committee that this bill would introduce undesirable judge-shopping and would make it virtually impossible to maintain individual calendars. Upon the recommendation of the Committee the Conference strongly opposed enactment of the bill.

#### ADDITIONAL JUDGESHIPS

Judge Hunter informed the Conference that the Subcommittee on Judicial Statistics had developed a schedule for conducting the 1984 Biennial Survey of judgeship needs. In this regard the Subcommittee plans to consider, in more detail than in past surveys, the use of magistrates in evaluating judgeship needs in the district courts. The Subcommittee also plans to explore the possibility of recommending decreases as well as increases in the number of authorized judgeships. The Subcommittee will meet in May, 1984 to formulate its final judgeship recommendations. Copies of the Subcommittee's report and analysis will be submitted to the courts concerned and to the judicial councils prior to filing a complete report with the Committee on Court Administration.

The Committee has decided to defer consideration of the need for an additional judgeship for the District of Utah until the completion of the 1984 survey.

#### COMMITTEE ON THE BUDGET

Judge Charles Clark, Chairman of the Committee on the Budget, submitted the Committee's report.

#### SUPPLEMENTAL APPROPRIATIONS FOR THE FISCAL YEAR 1984

The Conference, upon the recommendation of the Committee, authorized the Director of the Administrative

Office to submit to the Congress requests for supplemental appropriations for the fiscal year 1984 in the amount of \$21,308,000. The request will include funds for an anticipated 4 percent pay increase in salaries to become effective in January, 1984; funds to provide for a contribution to the Social Security system as mandated by Public Law 98-21; additional funds in the amount of \$4,500,000 for "Defender Services" due to the increased Criminal Justice Act caseload and related costs; and an additional \$4,580,000 for the bankruptcy courts to cover additional postage and printing costs and to replace the United States Trustee program for six months in 1984 in the event that program is terminated.

#### APPROPRIATIONS FOR THE FISCAL YEAR 1985

The Conference approved the budget estimates for the fiscal year 1985, prepared by the Director of the Administrative Office and submitted by the Committee. The estimates, exclusive of the Supreme Court, the United States Court of Appeals for the Federal Circuit, the Court of International Trade, and the Federal Judicial Center total \$986,706,000, an increase of \$106,984,000 over the amount recommended by the Appropriations Committees of the Congress for the fiscal year 1984, adjusted to reflect proposed supplemental appropriations requests. Approximately 50 percent of the increases in the budget requests are for mandatory or uncontrollable costs such as within-grade salary advancements, promotions, increases in contract rates, and charges for equipment, services, and supplies and the continued demand for large increases in the charges for space rental by the General Services Administration. Provision has been made in the budget for an additional 1,289 permanent personnel positions. The Director was authorized to amend the budget estimates because of new legislation, action taken by the Judicial Conference, or for any other reason the Director and the Budget Committee consider necessary and appropriate.

The Conference also gave approval to including in the budget funds necessary to cover changes in the magistrates program that may be recommended by the Magistrates Committee at its meeting to be held in December, subject to any adjustments that may be necessary by reason of action of the Conference at its next session.

The Conference also approved the conversion of 250 authorized temporary bankruptcy clerical positions to

permanent positions and the conversion of 160 temporary bankruptcy clerical positions to temporary-indefinite.

#### BUDGET CALL

At the request of Judge Clark the Conference also approved changes in the Judiciary budget call to reflect current requirements and to provide for the allocation of personnel and other resources for court operations. Judge Clark noted that the formulation of budget estimates for submission to the Congress should be based on caseload projections nationwide and on staffing formulas approved by the Judicial Conference.

#### JUDICIAL ETHICS COMMITTEE

Judge Edward A. Tamm, Chairman of the statutory Judicial Ethics Committee, presented the report of the Committee.

#### ACTIVITIES OF THE COMMITTEE

Judge Tamm informed the Conference that the Committee had received 1,867 financial disclosure reports for the calendar year 1982, including 953 reports from "judicial officers" and 914 reports from "judicial employees". Since January 1, 1983 the Committee has also received 32 reports required to be filed by nominees to judgeship positions. All reports submitted to the Committee are being reviewed by at least one Committee member to determine whether they were "filed in a timely manner, are complete, and are in proper form" as required by 28 U.S.C. App. I 306(a).

The Conference was informed that five judicial employees had not yet filed reports for the calendar year 1982. In the absence of filing, the Committee, acting in accordance with the procedures previously adopted by the Committee and reported to the Conference in Sept. 1980 (Conf. Rept., p. 76), will consider a reference to the Attorney General under 28 U.S.C. App. I 304(b).

#### REPORTING FORM AND INSTRUCTIONS

The Committee has endeavored to limit future changes in the reporting form and instructions in order to facilitate

comparison of reports with those submitted in prior years, and to ease the burden on reporting individuals in preparing their reports. Consequently, the Committee has decided to retain the current form and instructions for use in making reports for the calendar year 1983 with only minor modifications. These include an addition to Parts II and III of the form to permit a reporting individual to state affirmatively that the "Differences between investments reported last year and those reported this year, which are not explained in Part VII (Transactions) of the report, reflect changes in investments that the Act exempts from disclosure"; a certification pertaining to participation in litigation to make it clear that it applies only to litigation in which the reporting individual participated as a judicial officer or a judicial employee; and an amendment to Section VII of the instructions pertaining to trusts.

Upon the recommendation of the Committee, the Conference, in accordance with Section 303(c) of the Ethics in Government Act of 1978, approved the revised reporting form and instructions submitted by the Committee.

#### **ADVISORY COMMITTEE ON CODES OF CONDUCT**

Chief Judge Howard T. Markey, Chairman of the Advisory Committee on Codes of Conduct, presented the report of the Committee.

#### **ACTIVITIES OF THE COMMITTEE**

Judge Markey informed the Conference that since its last report the Committee had received 17 inquiries from persons subject to the various Codes of Conduct and had issued 13 advisory responses. The Committee is also publishing Advisory Opinion 73 relating to Requests to Judges for Letters of Recommendation. Judge Markey also advised the Conference that the amendment to 28 U.S.C. 455, the disqualification statute, to enable a judge to consider the effect of disqualification on the public interest in certain limited circumstances, as previously approved by the Conference, had been modified slightly and is expected to be acted upon by the Congress in the current session.

#### **COMMITTEE ON INTERCIRCUIT ASSIGNMENTS**

The written report of the Committee on Intercircuit Assignments, submitted by the Chairman, Judge George L. Hart, Jr., was received by the Conference.

The report indicated that during the period February 15, 1983 to August 20, 1983 the Committee recommended 81 assignments to be undertaken by 59 judges. Of this number, one was a retired Supreme Court Justice, 16 were senior circuit judges, 9 were active circuit judges, 29 were senior district judges, two were active district judges, one was a senior judge of the Court of International Trade and one was an active judge of the Court of International Trade.

Forty-three judges undertook 59 assignments to the Courts of Appeals and 19 judges undertook 22 assignments to district courts.

#### **COMMITTEE ON RULES OF PRACTICE AND PROCEDURE**

Judge Edward T. Gignoux, Chairman of the Committee on Rules of Practice and Procedure, presented the report of the Committee.

#### **RULES ENABLING ACTS**

On April 21, 1983 the House Judiciary Subcommittee on Courts, Civil Liberties and the Administration of Justice, of which Congressman Robert W. Kastenmeier is the Chairman, conducted hearings on the operation of the Judicial Conference rules program. The witnesses included the Chairman of the Standing Committee and representatives of the American Bar Association and the Public Citizen Litigation Group. Subsequent to the hearing, Congressman Kastenmeier forwarded to the Chief Justice and to the Chairman of the Standing Committee a draft bill which would amend the Rules Enabling Acts to modify the present rulemaking process in several significant respects. Mr. Kastenmeier made clear that the purpose of the draft bill was "to solicit formal comments prior to introduction."

The draft bill would amend the Rules Enabling Acts to vest rulemaking authority in the Judicial Conference, rather

than in the Supreme Court, increase the time for Congressional consideration of proposed rules changes from 90 days (180 days for Evidence Rules) to nine months, and would specify how Committee members are to be selected and the procedures to be followed by the Committees. In response to Congressman Kastenmeier's inquiry, the Chief Justice advised that "the members of the Court see no reason to oppose legislation to eliminate this Court from the rulemaking process."

After full consideration the Committee advised Congressman Kastenmeier of its views that the question of whether the Supreme Court should continue to promulgate rules amendments is a question of policy for the Supreme Court and the Congress, but that if a change is to be made, the authority to promulgate rules and rules amendments should be vested in the Judicial Conference, either directly or by delegation from the Supreme Court. The Committee was further of the view that it is for Congress to determine the amount of time it needs to review proposed rules changes, but that a uniform waiting period should be provided for all rules. The Committee questioned, however, the need or desirability for a nine-month waiting period, which would further extend the already lengthy time required to effect rules changes, and suggested that a 180 day waiting period should be sufficient. The Committee was further of the view that the inclusion of provisions in the statute on rules committee membership and operating procedures would create an undesirable degree of inflexibility and suggested that these matters be left to the discretion of the Judicial Conference.

The Conference thereupon endorsed the views expressed in the Committee's letter to Congressman Kastenmeier.

#### OPERATING PROCEDURES

The testimony presented at the oversight hearings indicated that some members of the bench, bar, and public, in spite of efforts to inform them, are unfamiliar with the functioning of the existing rulemaking process. The result has been to create confusion and occasional criticism. The Committee therefore developed a written statement of Procedures for the Conduct of Business by the Judicial Conference Committees on Rules of Practice and Procedure, which incorporates long-standing practices of the rules committees and most of the suggested procedural improvements. The statement, however, does not include a

requirement of open committee meetings which the Committee deemed to be neither necessary nor desirable. Judge Gignoux advised the Conference that the procedural statement will be widely published and will be included in any future submission of proposed rules amendments to the bench and bar for comment.

#### LOCAL RULES OF COURT

Judge Gignoux advised the Conference that the Committee has decided to initiate a study of local court rules, which have proliferated in recent years and have been increasingly criticized. In the meantime, the Advisory Committees on Civil and Appellate Rules have already begun studies of local rules of the district courts and the courts of appeals.

#### ADVISORY COMMITTEES

Judge Gignoux also informed the Conference that the amendments to the Federal Rules of Civil and Criminal Procedure and the new Bankruptcy Rules, approved by the Conference in September, 1982 (Conf. Rept., p. 85), and transmitted to the Congress by the Chief Justice in April, 1983, became effective on August 1.

At the last Committee meeting the Advisory Committees on Appellate, Civil and Criminal Rules presented to the Committee additional proposed rules amendments. The Committee decided to withhold the distribution of these proposed amendments to the bench and bar for comment until the rules changes then pending became effective. Subsequently, the proposed amendments to the rules of Civil and Criminal Procedure were transmitted to the bench and bar for comment. The publication of the proposed amendments to the Federal Rules of Appellate Procedure for public comment has, however, been withheld to determine whether any further changes will be required when the Congress takes further action on the jurisdiction of bankruptcy courts.

#### COMMITTEE ON THE ADMINISTRATION OF THE PROBATION SYSTEM

Judge Gerald B. Tjoflat, Chairman of the Committee on the Administration of the Probation System, presented the Committee's report.



## SENTENCING REFORM

At its session in March, 1983 (Conf. Rept. p. 28) the Conference approved draft legislation, submitted by the Committee as an alternative to proposals then pending in the Congress, which would create an independent commission on sentencing, authorize the appellate review of sentences and create comprehensive statutory sentencing procedures. Subsequently the draft bill was introduced in the Senate by Senator Dole as S. 1182, 98th Congress, and in the House of Representatives by Congressman Rodino as H.R. 3128, 98th Congress. At Senate hearings conducted last May on S. 829, 98th Congress, Judge Tjoflat recommended that the provisions of S. 1182 be substituted as an alternative to the sentencing provisions of S. 829.

Thereafter the Senate Judiciary Committee favorably reported a new bill, the "Comprehensive Crime Control Act of 1983", S. 1762, 98th Congress, as a substitute for the original bill, S. 829. Title II of the new bill, relating to sentencing reform, incorporates some of the recommendations of the Conference, but continues to provide for an independent Sentencing Commission within the Judicial Branch, rather than a Judicial Conference Committee on Sentencing Guidelines. The Commission would be a permanent body with seven voting members, at least two of whom would be federal judges in regular active service. For the first six years the members would serve full-time, but thereafter all members, except the Chairman, would serve on a part-time basis. The function of developing guidelines for sentencing would remain the same as in previous versions, but a sentencing judge, and a judge reviewing a sentence on appeal, would be required to submit to the Commission, as to each sentence imposed, "a written report of the sentence; the offense for which it is imposed; the age, race, and sex of the offender; information regarding factors made relevant by the guidelines, and such other information as the Commission finds appropriate." The Commission would also "monitor" the sentencing recommendations that probation officers make to judges and would be empowered to "request such information, data, and reports from any . . . judicial officer as the Commission may from time to time require." The Commission would also assume the work of training probation officers, conducting sentencing institutes, collecting and disseminating sentencing data, and conducting research. Thus the Commission would

unnecessarily duplicate functions already performed by the Judicial Conference, the Federal Judicial Center, and the Administrative Office of the United States Courts.

It was the view of the Committee that an independent Sentencing Commission charged with extensive supervision and control over trial and appellate sentencing judges and probation officers would constitute a substantial intrusion into a judicial function and would unnecessarily duplicate work currently performed by the Judicial Conference, the Federal Judicial Center and the Administrative Office of the United States Courts. Upon the recommendation of the Committee, the Conference reaffirmed its support of the alternative sentencing proposals embodied in S. 1182 and H.R. 3128.

## SENTENCING INSTITUTES

The Conference upon the recommendation of the Committee authorized the convening of a Joint Institute on Sentencing for the judges of the First, Third, and District of Columbia Circuits to be held at the Federal Correctional Institution at Otisville, New York, April 30 to May 2nd, 1984, subject to approval of an agenda to be presented at the next session of the Conference.

## COMMITTEE ON THE ADMINISTRATION OF THE BANKRUPTCY SYSTEM

Judge Robert E. DeMascio, Chairman of the Committee on the Bankruptcy System, presented the Committee's report.

## SURVEY OF THE NEED FOR BANKRUPTCY JUDGES

At its session in September, 1982 (Conf. Rept., p. 88), the Conference, pursuant to Section 406(d) of the Bankruptcy Reform Act of 1978, recommended the creation of 304 bankruptcy judges to be appointed under this statute, and the location of their official stations. Upon the recommendation of the Committee the Conference amended its recommendation in the following respects:

1. The creation of one full-time bankruptcy judge position for the Middle District of Louisiana in addition to the 304 positions previously recommended.

**CONTINUED**

**1 OF 10**

2. The transfer of the regular place of office for the bankruptcy judge for the Western District of Louisiana from Lafayette to Opelousas.
3. The elimination of the requirement that the bankruptcy judge for the Eastern District of Texas spend half of his time working in the Northern District of Texas.

#### ARRANGEMENTS FOR BANKRUPTCY JUDGES

The Conference upon the recommendation of the Committee, with the concurrence of the Judicial Council of the Seventh Circuit and the United States District Court for the Central District of Illinois, converted the part-time bankruptcy judge position at Danville from part-time to full-time status and directed that this change become effective as soon as possible.

#### BANKRUPTCY INTERIM RULE

Judge DeMascio informed the Conference that the Committee had reviewed and discussed the experience of the district courts and bankruptcy courts under the Interim Rule procedures recommended by the Judicial Conference and adopted in all courts. He stated that the relatively small number of references of bankruptcy matters to the district courts and their subsequent disposition clearly demonstrates that the district courts are capable of disposing of all such matters in a timely fashion. The Interim Rule has thus averted the potential crisis resulting from the Supreme Court's decision on the constitutional limitation on the bankruptcy court's jurisdiction in the Northern Pipeline case.

#### COMMITTEE ON THE ADMINISTRATION OF THE FEDERAL MAGISTRATES SYSTEM

Judge Otto R. Skopil, Jr., Chairman of the Committee on the Administration of the Federal Magistrates System, presented the Committee's report.

#### CHANGES IN MAGISTRATE POSITIONS

At its session in March, 1983 (Conf. Rept., p. 25), the Conference authorized the Executive Committee to consider

promptly any recommendation emanating from the next meeting of the Magistrates Committee for an additional full-time magistrate position at Montgomery in the Middle District of Alabama. Judge Skopil informed the Conference that the Executive Committee had approved the creation of this position. Upon the recommendation of the Committee the Conference ratified the action taken by its Executive Committee.

Judge Skopil also stated that the Committee had commenced a study of all part-time magistrate positions at the two lowest standard salary levels and had made inquiry to the magistrates affected and the chief judges of their courts as to the need to retain each of the positions and the adequacy of the compensation. The responses are being compiled and will be analyzed by the Committee at its next meeting. In the meanwhile the Committee recommended that the part-time magistrate positions in these categories that will expire before the Committee and the Conference can act on the study be continued for additional four-year terms at the currently authorized salaries, subject to later review as part of the special study. The Conference approved this recommendation.

After consideration of the report of the Committee and the recommendations of the Director of the Administrative Office, the district courts and the Judicial Councils of the circuits, the Conference approved the following changes in salaries and arrangements for full-time and part-time magistrate positions, including the above recommendations. Unless otherwise indicated, these changes are to become effective when appropriated funds are available. The salaries of full-time magistrate positions are to be determined in accordance with the salary plan previously adopted by the Conference.

#### FIRST CIRCUIT

Maine:

- (1) Authorized the clerk of court at Portland to perform the duties of a part-time magistrate for an additional four-year term at the currently authorized additional compensation of \$936 per annum.

Massachusetts:

- (1) Continued the full-time magistrate position at Boston which is due to expire on June 13, 1984, for an additional eight-year term.
- (2) Continued the part-time magistrate position at Cape Cod National Seashore for an additional four-year term at the currently authorized salary of \$4,680 per annum.

SECOND CIRCUIT

New York, Northern:

- (1) Increased the salary of the part-time magistrate position at Watertown from \$1,872 per annum to \$10,400 per annum.

New York, Southern:

- (1) Authorized a ninth full-time magistrate position at White Plains or New York City.

New York, Eastern:

- (1) Continued the full-time magistrate position at Brooklyn which is due to expire on May 13, 1984, for an additional eight-year term.

THIRD CIRCUIT

Virgin Islands:

- (1) Increased the salary of the part-time magistrate position at Christiansted from \$21,112 per annum to \$31,800 per annum.

FOURTH CIRCUIT

Maryland:

- (1) Continued the full-time magistrate position at Baltimore which is due to expire on September 30, 1984, for an additional eight-year term.

- (2) Continued the part-time magistrate position at Upper Marlboro for an additional four-year term at the currently authorized salary of \$31,800 per annum.

North Carolina, Western:

- (1) Continued the part-time magistrate position at Charlotte for an additional four-year term at the currently authorized salary of \$31,800 per annum.

South Carolina:

- (1) Converted the part-time magistrate position at Columbia to a full-time magistrate position.
- (2) Continued the part-time magistrate position at Columbia for an additional four-year term at the currently authorized salary of \$12,272 per annum, until conversion of the position to full-time status.

West Virginia, Southern:

- (1) Continued the full-time magistrate position at Huntington for an additional eight-year term.
- (2) Continued the part-time magistrate position at Lewisburg for an additional four-year term at the currently authorized salary of \$936 per annum, subject to later review.

FIFTH CIRCUIT

Louisiana, Eastern:

- (1) Continued the full-time magistrate position at New Orleans which is due to expire on August 31, 1985, for an additional eight-year term.
- (2) Authorized a sixth full-time magistrate position at New Orleans.

Louisiana, Western:

- (1) Increased the salary of the part-time magistrate position at Lake Charles from \$18,616 per annum to \$21,112 per annum.

Mississippi, Northern:

- (1) Increased the aggregate compensation of the combination clerk-magistrate position at Oxford to that of a clerk of a large district court.

Texas, Eastern:

- (1) Authorized a second full-time magistrate position at Tyler.
- (2) Reduced the salary of the part-time magistrate position at Sherman from \$31,800 per annum to \$2,808 per annum upon the appointment of the second full-time magistrate at Tyler.

SIXTH CIRCUIT

Kentucky, Eastern:

- (1) Continued the part-time magistrate position at Covington for an additional four-year term at the currently authorized salary of \$6,656 per annum.

Michigan, Western:

- (1) Increased the salary of the part-time magistrate position at Kalamazoo from \$6,656 per annum to \$31,800 per annum.

Ohio, Southern:

- (1) Authorized a second full-time magistrate position at Cincinnati.

Tennessee, Middle:

- (1) Authorized a second full-time magistrate position at Nashville.
- (2) Discontinued the part-time magistrate position at Columbia upon the appointment of the second full-time magistrate at Nashville.

SEVENTH CIRCUIT

Illinois, Central:

- (1) Converted the combination bankruptcy judge-magistrate position at Danville to a full-time magistrate position at Danville or Peoria.
- (2) Authorized the court to split the combination bankruptcy judge-magistrate position at Danville and to establish a part-time magistrate position at that location at a salary of \$3,744 per annum, to serve until the full-time magistrate at Danville or Peoria is appointed.
- (3) Discontinued the part-time magistrate position at Peoria upon the appointment of the full-time magistrate at Danville or Peoria.

Indiana, Northern:

- (1) Changed the location of the full-time magistrate position at South Bend to Fort Wayne.
- (2) Established a part-time magistrate position at South Bend at a salary of \$21,112 per annum.
- (3) Discontinued the part-time magistrate position at Fort Wayne effective upon the appointment of the part-time magistrate at South Bend.
- (4) Discontinued the part-time magistrate position at Lafayette.

Indiana, Southern:

- (1) Continued the part-time magistrate position at Evansville for an additional four-year term at the currently authorized salary of \$4,680 per annum.

Wisconsin, Western:

- (1) Continued the part-time magistrate position at Tomah for an additional four-year term at the currently authorized salary of \$936 per annum, subject to later review.



## EIGHTH CIRCUIT

### Arkansas, Western:

- (1) Continued the part-time magistrate position at Texarkana for an additional four-year term at the currently authorized salary of \$1,872 per annum, subject to later review.

### Iowa, Southern:

- (1) Continued the part-time magistrate position at Burlington for an additional four-year term at the currently authorized salary of \$3,744 per annum.

### Missouri, Eastern:

- (1) Continued the full-time magistrate position at St. Louis which is due to expire on September 30, 1984, for an additional eight-year term.

### North Dakota:

- (1) Increased the salary of the part-time magistrate position at Fargo from \$4,680 per annum to \$31,800 per annum.
- (2) Authorized the part-time magistrate at Fargo to perform the duties of bankruptcy judge at no additional compensation.
- (3) Waived the requirement of a full-field background investigation and authorized a complete review of the arrangements at Fargo next year.

### South Dakota:

- (1) Continued the part-time magistrate positions at Pierre and Rapid City for additional four-year terms at the currently authorized salary of \$14,144 per annum for each position.

## NINTH CIRCUIT

### Arizona:

- (1) Continued the part-time magistrate position at Flagstaff for an additional four-year term at the currently authorized salary of \$4,680 per annum.

### California, Central:

- (1) Continued the part-time magistrate positions at Santa Ana and San Luis Obispo for additional four-year terms at the currently authorized salary of \$16,120 per annum for each position.

### Hawaii:

- (1) Increased the salary of the part-time magistrate position at Honolulu from \$16,120 per annum to \$31,800 per annum.
- (2) Continued the part-time magistrate position at Johnston Island for an additional four-year term at the currently authorized salary of \$936 per annum, subject to later review.

### Oregon:

- (1) Continued the full-time magistrate position at Portland which is due to expire on October 17, 1984, for an additional eight-year term.
- (2) Continued the part-time magistrate position at Pendleton for an additional four-year term at the currently authorized salary of \$2,808 per annum.

## TENTH CIRCUIT

### Colorado:

- (1) Increased the salary of the part-time magistrate position at Colorado Springs from \$21,112 per annum to \$31,800 per annum.
- (2) Increased the salary of the part-time magistrate position at Grand Junction from \$27,820 per annum to \$31,800 per annum.

Kansas:

- (1) Continued the full-time magistrate position at Kansas City for an additional eight-year term.

New Mexico:

- (1) Continued the part-time magistrate position at Albuquerque for an additional four-year term and increased the salary of the position from \$27,820 per annum to \$31,800 per annum.
- (2) Increased the salary of the part-time magistrate position at Santa Fe from \$1,872 per annum to an annual rate of \$31,800, for a three-month period. Following the three-month period, the salary of the position will be set temporarily at an annual rate of \$3,744 per annum until the vacant part-time positions at Roswell and Clovis (or Portales) are filled, abolished, or consolidated with other magistrate positions. At that time the salary of the part-time magistrate position at Santa Fe will revert to \$1,872 per annum.
- (3) Increased the salary of the part-time magistrate position at Las Cruces from \$16,120 per annum to \$18,616 per annum.
- (4) Continued the part-time magistrate position at Roswell for an additional four-year term at the currently authorized salary of \$936 per annum, subject to later review.

Oklahoma, Eastern:

- (1) Continued the part-time magistrate position at Muskogee for an additional four-year term and increased the salary of the position from \$21,112 per annum to \$31,800 per annum.
- (2) Continued the part-time magistrate position at McAlester for an additional four-year term and increased the salary of the position from \$1,872 per annum to \$3,744 per annum.

- (3) Discontinued the part-time magistrate position at Sulphur.

Oklahoma, Western:

- (1) Authorized a third full-time magistrate position at Oklahoma City, and authorized a review of the position in two years or when an additional judge is appointed for the district, whichever is later.
- (2) Discontinued the part-time magistrate position at Altus.

Wyoming:

- (1) Fixed the salary of the magistrate position at Yellowstone National Park at 52 percent of the maximum salary of a full-time magistrate.

ELEVENTH CIRCUIT

Alabama, Middle:

- (1) Ratified the action of the Executive Committee authorizing a second full-time magistrate position at Montgomery.

Georgia, Northern:

- (1) Continued the full-time magistrate position at Atlanta which is due to expire on November 30, 1985, for an additional eight-year term.
- (2) Authorized a fifth full-time magistrate position at Atlanta.
- (3) Discontinued the part-time magistrate position at Newnan (or La Grange) upon the appointment of the fifth full-time magistrate in Atlanta.

Judge Skopil noted that the above changes in salaries and the creation of new positions are subject to the availability of funds. On behalf of the Committee he submitted a list of priorities for implementing changes which was approved by the Conference.

**COMMITTEE TO IMPLEMENT THE  
CRIMINAL JUSTICE ACT**

Judge Thomas J. MacBride, Chairman of the Committee to Implement the Criminal Justice Act, presented the report of the Committee.

**APPOINTMENTS AND PAYMENTS**

Judge MacBride submitted to the Conference a summary report on appointments and payments under the Criminal Justice Act for the six-month period ending March 31, 1983. The report indicated that Congress had appropriated \$32,215,000 for "Defender Services" for the fiscal year 1983 and that projected obligations for the year are \$34,215,000. A supplemental appropriations bill in the amount of \$2,000,000 was signed into law on July 29, 1983. A recent revised projection of expenditures indicates the need for an additional \$900,000 for the current fiscal year and funds to offset this additional projected deficiency have been included in a supplemental request for the fiscal year 1984.

During the first half of the fiscal year 1983, approximately 20,700 persons were represented under the Criminal Justice Act, compared to 19,400 in the first half of the fiscal year 1982, an increase of 6.7 percent. The increase in appointments under the Act parallels an 8.9 percent increase in criminal case filings during the twelve month period ending March 31, 1983. Of these persons, Federal Public and Community Defender Organizations represented 12,576 persons, or 61 percent of the total representations, a 16.4 percent increase from the 10,805 appointments received by federal defenders during the first half of the fiscal year 1982.

Judge MacBride stated that a comprehensive report for the entire fiscal year 1983 will be presented to the Conference at its session in March.

**BUDGET REQUESTS -  
FEDERAL PUBLIC DEFENDERS**

The Criminal Justice Act, as amended, requires each Federal Public Defender organization, established pursuant to 18 U.S.C. 3006A(h)(2)(A), to submit a proposed budget to be approved by the Judicial Conference in accordance with 28 U.S.C. 605. Judge MacBride stated that the Committee had

reviewed 15 requests for supplemental funding for the fiscal year 1984 and had reviewed requests for 33 of the 34 public defender organizations for the fiscal year 1985. The Federal Public Defender Organization for the District of Oregon, which was recently converted from a Community Defender Organization, will submit its fiscal year 1985 budget request for consideration by the Committee at its next meeting.

The Conference, upon the recommendation of the Committee, approved supplemental budget requests for the fiscal year 1984 for Federal Public Defender organizations as follows:

California, Northern.....	\$ 66,561
California, Eastern.....	51,267
Connecticut.....	37,753
Florida, Northern.....	7,336
Hawaii.....	97,342
Illinois, Central & Southern & Missouri, Eastern.....	101,709
Kansas.....	28,772
Louisiana, Eastern.....	41,588
Maryland.....	26,329
Minnesota.....	39,760
Nevada.....	58,161
New Mexico.....	37,279
Tennessee, Middle.....	54,667
Texas, Southern.....	41,116
Virgin Islands.....	12,518
TOTAL.....	\$ 702,158

The Conference, also upon the recommendation of the Committee, approved budget requests for the fiscal year 1985 for Federal Public Defender organizations as follows:

Arizona.....	\$ 880,045
California, Northern.....	941,722
California, Eastern.....	798,588
California, Central.....	1,655,090
Colorado.....	382,038
Connecticut.....	387,631
Florida, Northern.....	246,042
Florida, Middle.....	558,492

Florida, Southern.....	1,139,420
Georgia, Southern.....	310,651
Hawaii.....	424,027
Illinois, Central & Southern & Missouri, Eastern.....	315,495
Kansas.....	359,149
Kentucky, Eastern.....	285,541
Louisiana, Eastern.....	382,504
Maryland.....	734,785
Massachusetts.....	315,100
Minnesota.....	254,618
Missouri, Western.....	530,223
Nevada.....	443,864
New Jersey.....	702,277
New Mexico.....	331,396
Ohio, Northern.....	308,888
Pennsylvania, Western.....	317,200
Puerto Rico.....	351,116
South Carolina.....	308,840
Tennessee, Middle.....	306,662
Tennessee, Western.....	197,939
Texas, Southern.....	716,651
Texas, Western.....	634,445
Virgin Islands.....	432,490
Washington, Western.....	428,696
West Virginia, Southern.....	211,618

TOTAL.....\$16,593,243

Judge MacBride informed the Conference that the above budgets for the fiscal year 1985 were based on projected caseloads and that the Committee will entertain requests for supplemental funding if workloads or other factors warrant reconsideration of funding needs.

#### GRANT REQUESTS — COMMUNITY DEFENDER ORGANIZATIONS

The Conference, upon the recommendation of the Committee, approved supplemental sustaining grants for the fiscal year 1984 for the following Community Defender Organizations:

Federal Defender Program, Inc., Georgia, Northern.....	\$ 21,813
--	-----------

Federal Defender Program, Inc., Illinois, Northern.....	68,201
---	--------

TOTAL.....\$ 90,014

The Conference also approved sustaining grants for the fiscal year 1985 for five of the six Community Defender Organizations as follows:

Federal Defenders of San Diego, Inc. - California, Southern.....	\$ 1,256,495
--	--------------

Federal Defender Program, Inc. - Georgia, Northern.....	430,638
---	---------

Federal Defender Program, Inc. - Illinois, Northern.....	730,914
--	---------

Legal Aid and Defender Assn. of Detroit, Federal Defender Division - Michigan, Eastern.....	747,478
---	---------

Defender Assn. of Phila- delphia, Federal Court Division - Pennsylvania, Eastern.....	551,707
--	---------

TOTAL.....\$ 3,717,232

Judge MacBride stated that the Committee will consider the fiscal year 1985 grant request of the Community Defender Organization for the Eastern and Southern Districts of New York at its next meeting.

## GUIDELINES

The Committee submitted to the Conference the following amendments to the Guidelines for the Administration of the Criminal Justice Act which were approved by the Conference:

1. An amendment to paragraph 2.22A to require counsel claiming compensation in excess of \$750 to attach to the CJA voucher a memorandum detailing the services provided (an increase from the existing \$400 threshold level) and to authorize a judicial officer to require the submission of such a memorandum for a claim less than \$750 in a district court and any amount in the court of appeals.
2. An amendment to paragraph 2.22B to make it clear that the maximum compensation that may be paid under the Act is to be determined on the basis of the offense originally charged.
3. A new paragraph 2.22C, to encourage, in appropriate circumstances, a judicial officer to provide an explanation to appointed counsel of the reasons why a claim for compensation has been reduced, and redesignated paragraphs 2.22C and 2.22D as paragraphs 2.22D and 2.22E, respectively.

## AMENDMENTS TO THE CRIMINAL JUSTICE ACT

H.R. 3233, 98th Congress, is a bill to vest authority in the Judicial Conference to establish hourly rates of compensation payable to counsel appointed under the Criminal Justice Act and to make periodic adjustments in these hourly rates for fair and reasonable compensation of counsel in the light of changing economic conditions.

Judge MacBride informed the Conference that the Executive Committee had approved the following resolution which was subsequently transmitted to the Congress:

The Judicial Conference of the United States, through its Executive Committee, favors an amendment to the Criminal Justice Act which would authorize the Judicial Conference to

establish and modify all dollar limitations on compensation under the Act. This would include the hourly rates of compensation for attorneys, the per-case compensation maxima for attorneys, and the limits relating to the compensation for investigative, expert and other services.

Judge MacBride further stated, however, that the staff of the House Judiciary Committee was considering a proposal to increase the maximum hourly rates to \$75 per hour for services performed by appointed counsel both in and out of court and to increase the maximum allowable compensation for various proceedings to a level below those contained in H.R. 3233. After full discussion the Conference reaffirmed the action of its Executive Committee. The Conference also indicated that an increase in the hourly rate to \$75 per hour, both in and out of court, and increasing the maximum compensation to \$5,000 for a felony case, \$1,500 for a misdemeanor, \$3,000 for an appeal, and \$1,000 for other proceedings, with authority in the judicial council of the circuit to set rates on a district-by-district basis within the maximum hourly rates and maximum allowable compensation established by the statute or the Judicial Conference, would be acceptable.

## RATIFICATION OF EXPENSES INCURRED PRIOR TO AUTHORIZATION

At its session in September, 1982 (Conf. Rept. p. 111) the Conference, upon the recommendation of the Committee, amended paragraph 3.02B of the Guidelines for the Administration of the Criminal Justice Act to reflect the present language of the Act prohibiting nunc pro tunc approvals of payments for investigative, expert, or other services costing in excess of \$150. The Committee is of the view, however, that judges and magistrates should have the flexibility to give retroactive approval of expenses incurred for these services. Upon the recommendation of the Committee, the Conference approved and authorized the transmittal to Congress of proposed legislation, submitted by the Committee, to allow a judge or magistrate to approve in the interest of justice and upon a finding that timely procurement of necessary services could not await prior authorization, payment for such services, after they have been obtained, even where the cost of such services exceeds \$300.

## LEGAL MALPRACTICE

The Conference authorized the Committee to give further consideration to a provision contained in H.R. 3233, 98th Congress, to authorize the Director of the Administrative Office to obtain legal malpractice insurance or hold harmless defenders sued in legal malpractice actions.

## COMMITTEE ON THE ADMINISTRATION OF THE CRIMINAL LAW

Judge John D. Butzner, Jr., Chairman of the Committee on the Administration of the Criminal Law, presented the report of the Committee.

## BAIL REFORM

The Conference in March, 1983 (Conf. Rept., p. 29), approved the various suggestions of the Committee to amend a draft bill, submitted for consideration by the House Judiciary Subcommittee on Courts, Civil Liberties, and the Administration of Justice, to reform the Bail Act of 1966. Judge Butzner stated that the draft bill was subsequently amended to conform in all substantial respects with the position taken by the Conference and was then introduced by Congressman Kastenmeier as H.R. 3005, 98th Congress.

Judge Butzner reported that the Committee had again considered the proposals contained in this bill and had reviewed S. 215, 98th Congress, and the bail reform provisions contained in S. 829, 98th Congress, the "Comprehensive Crime Control Act of 1983." The principal difference between the Senate bills and the House bill is a provision in the procedures established for the preventive detention of persons accused of Federal criminal law offenses. While the Committee considers these provisions to be matters of policy for Congressional determination, it was concerned that a provision in the Senate bills prohibiting a judicial officer from imposing a financial condition that results in the pretrial detention of a person may require the release of a person who claims he is unable to meet a financial condition of release which the court had determined was required in order to assure the person's future appearance. The Senate Committee report on S. 215, S. Rept. 98-147, indicated that this was not the intended effect of the provision. The Conference thereupon approved a

recommendation of the Committee that this provision in S. 215 and S. 829 be amended to conform with the legislative intent expressed in the Senate report.

## COMPREHENSIVE CRIME CONTROL ACT OF 1983

S. 829, 98th Congress, the "Comprehensive Crime Control Act of 1983" does not attempt an overall revision of Title 18, United States Code, as had prior criminal code reform bills. Rather it provides for a number of reforms in the Federal criminal justice system including, *inter alia*, reforms in bail as discussed above, sentencing, forfeiture, the formulation of the insanity defense, and procedures for civil commitment. The bill also contains substantive and procedural amendments to specific criminal offenses. Judge Butzner informed the Conference that the Committee had reviewed the provisions of S. 829 and had comments with respect to only two of its provisions.

The bill would amend Rule 704, Federal Rules of Evidence, to prohibit an expert witness, who testifies with respect to the mental state or condition of a defendant, from stating an opinion or inference as to whether the defendant did or did not have the mental state or condition constituting an element of the crime charged or of a defense thereto. The Committee expressed concern that the language, as drafted, failed to address lay witnesses and noted that the amendment, if adopted, was likely to produce difficult questions on appeal as to whether the Rule had in fact been violated. The Committee, however, made no recommendation concerning this provision of the bill.

The bill also includes a provision making it a crime to threaten or injure a family member of a United States judge in circumstances relating to the performance of the judge's duties. The Committee recommended that the Conference endorse this provision as well as reiterate its endorsement of legislation to make it a crime for a person to threaten with bodily harm or seek to intimidate officers and employees of the United States courts. (See Conf. Repts. Sept. 1980, p. 105, and Sept. 1981, p. 94). The Conference approved the recommendation of the Committee.



### WITNESS SECURITY

S. 474, 98th Congress, would provide for the protection of Government witnesses in criminal cases and S. 1178, 98th Congress, would provide for the rights of third parties seeking to enforce court judgments directed against protected witnesses. Upon the recommendation of the Committee, the Conference endorsed the provisions of S. 474 making an agreement entered into between the Attorney General and a protected witness not legally enforceable, and authorizing a district court to overturn the Attorney General's decision not to disclose the identity and location of a protected witness to a judgment creditor only upon a finding that the Attorney General's decision was arbitrary and capricious.

### NATIONAL VIOLENT CRIME PROGRAM

S. 889, 98th Congress, is a bill to authorize appropriations to the Department of Justice to carry out the National Violent Crime Program. The Committee concluded that the bill was primarily concerned with matters of policy with respect to which the Conference should not take a position other than to support the general purposes of the bill. The Committee recommended that the Conference take no position with respect to the specific provisions of the bill, but that it encourage Congress to consider the bill in conjunction with the effect it would have on the Federal criminal caseload and the needs of the Federal judiciary. This recommendation was approved by the Conference.

### COMMITTEE ON THE OPERATION OF THE JURY SYSTEM

Judge June L. Green, a member of the Committee on the Operation of the Jury System, presented the report of the Committee, in the absence of the Chairman, Judge T. Emmet Clarie.

### JUROR QUALIFICATION QUESTIONNAIRE

The Committee submitted to the Conference a revised juror qualification form for Conference approval as required by 28 U.S.C. 1869(h). Judge Green explained that the form has been reduced in size to avoid the necessity of paying additional postage charges for oversized material. The content of the

form remains the same except that it includes a provision for a prospective juror to indicate whether or not the juror is Hispanic. The Conference thereupon approved the new form.

### IMPLEMENTATION COMMITTEE ON ADMISSION OF ATTORNEYS TO FEDERAL PRACTICE

Judge James R. Miller, Jr., in the absence of Judge James Lawrence King, Chairman of the Implementation Committee on Admission of Attorneys to Federal Practice, presented the Committee's report.

Judge Miller stated that the Committee had spent considerable time in discussing the timing and appropriate methods of performing an evaluation of the pilot program now being conducted among the 13 United States district courts experimenting with the implementation of Federal attorney admission standards and had received advice and assistance from Professor Levin and the staff of the Federal Judicial Center. After consideration of the various purposes to be served by the evaluation, as originally envisioned by the Conference in 1979 (Conf. Rept., p. 103), the Committee determined to commence an evaluation in the near future with a targeted completion date of July 1, 1985. The evaluation will address the following issues:

1. Have the projections of certain negative effects stemming from the pilot program been realized?
2. What have been the economic and resource costs of implementing and applying separate Federal admission standards?
3. What have been the most significant developments in each facet of the pilot program as conceived by the Devitt Committee in its 1979 report to the Judicial Conference?
4. Is it now possible to assess the causes of whatever change there has been in the state of Federal trial advocacy on either an objective or subjective basis? If so, what have been those causes?

The Conference thereupon authorized the Committee to undertake an evaluation, with the assistance of the Federal Judicial Center, to be completed on or about July 1, 1985.

#### **COMMITTEE TO REVIEW CIRCUIT COUNCIL CONDUCT AND DISABILITY ORDERS**

The written report of the Committee to Review Circuit Council Conduct and Disability Orders, submitted by the Chairman, Judge Clement F. Haynsworth, Jr., was received by the Conference.

The report indicated that the Committee, since its last meeting, had received a petition to review an order of the United States Claims Court affirming the dismissal of a complaint by its Chief Judge. Consistent with its position, stated in its last report to the Conference, that the Committee had no authority to review court action approving the dismissal of a complaint by its Chief Judge (Conf. Rept., Mar. 1983 p. 36), the Committee reported that the petition had been dismissed for lack of jurisdiction.

#### **AD HOC COMMITTEE ON THE LAW CLERK SELECTION PROCESS**

Judge Carl McGowan, Chairman of the Ad Hoc Committee on the Law Clerk Selection Process, reported that because of the short period of time the March, 1983 Conference resolution on the selection of law clerks has been in effect (Conf. Rept. p. 36), the Committee has not had an opportunity to consider its operation.

Members of the Conference, however, related their experiences in considering law clerk applications and some of the difficulties involved in postponing the review of law clerk applications until September 15th when many applicants have already returned to school. After full discussion the Conference voted to change the date for considering law clerk applications from September 15th to July 15th. The resolution, as amended, is as follows:

Applications for law clerkships will neither be received nor considered prior to July 15 after completion of the student's second year of law school. This policy shall be effective immediately for a trial period of two years, at which time it will be reexamined by the Conference at its March 1985 meeting in light of the experience under it and with the benefit of the views of all federal judges formed by reference to that experience.

#### **ELECTIONS**

The Conference, pursuant to 28 U.S.C. 621(a)(2), elected Bankruptcy Judge John J. Galgay to membership on the Board of the Federal Judicial Center for a term of four years succeeding Bankruptcy Judge Lloyd George whose term expires on October 1, 1983.

#### **PRETERMISSION OF TERMS OF THE COURTS OF APPEALS**

The Conference, pursuant to 28 U.S.C. 48, approved the pretermission of terms of court of the United States Court of Appeals for the Tenth Circuit at Oklahoma City, Oklahoma, and Wichita, Kansas during the calendar year 1984.

#### **RELEASE OF CONFERENCE ACTION**

The Conference authorized the immediate release of matters considered at this session where necessary for legislative or administrative action.

Warren E. Burger  
Chief Justice of the United States

October 28, 1983

# INDEX

	Page
Accommodations; Court Quarters and .....	54
Additional Judgeships .....	6,28,61
Administrative Conference of the United States .....	58
Administrative Office of U.S. Courts	
Equal Employment Opportunity Report .....	44
Judicial Business of the Courts .....	44
Report of the Director .....	4,43
Statistical Records .....	6
Admission of Attorneys to Federal Practice:	
Committee on; Report of .....	89
Advisory Commission on Intergovernmental Relations .....	7
Age Discrimination in Employment Act of 1967 .....	59
American Bar Association .....	57,58
Appellate Rules, Advisory Committee on .....	67
Appointments and Payments, CJA .....	32,80
Appropriations (see Budget)	
Attorney General .....	14
Automation .....	52
Ad Hoc Committee on .....	52
Five-year Plan for .....	53
Bail Reform Legislation .....	29,86
Bankruptcy Clerical Positions .....	62
Bankruptcy Interim Rules .....	70
Bankruptcy Reform Act of 1978 .....	69
Bankruptcy Rules; Advisory Committee on .....	67
Bankruptcy System:	
Arrangements for Bankruptcy Judges .....	25,70
Bankruptcy Interim Rules .....	70
Bankruptcy Legislation .....	27
Bankruptcy Workload .....	26
Committee on, Report of .....	25,69
Chapter 13 Administration; Guidelines on .....	26
Survey of the Need for Bankruptcy Judges .....	69
Biennial Survey of Judgeship Needs .....	61
Boards:	
Certification; Election to .....	37
Federal Judicial Center; Election to .....	37
Budget:	
Additional Supporting Personnel .....	12
Appropriations for FY 1985 .....	62
Budget Call .....	63
Committee on; Report of .....	13,61
Requests, Federal Public Defenders .....	33,80

Budget (continued)	
Supplemental Appropriations for FY 1984 .....	61
Cameras in Courtroom (see Photographs)	
Cases cited:	
Maine v. Thiboutot .....	8
Mitchum v. Foster .....	8
Northern Pipeline v. Marathon .....	16,27,70
Owen v. City of Independence .....	8
Younger v. Harris .....	59
Certification Board, Election to .....	37
Circuit Councils (see Judicial Councils)	
Civil Rules, Advisory Committee on .....	67
Claims Court .....	90
Clerks of Courts:	
Codes of Conduct for .....	15
Leave Records of Court Reporters .....	49
Codes of Conduct:	
Activities of Committee .....	14
Advisory Committee on; Report of .....	14,64
Clerks of Court and Probation Officers .....	15
Commission on Executive, Legislative and	
Judicial Salaries .....	47
Community Defender Organizations; Grant	
Requests .....	33,82
Comprehensive Crime Control Act of 1983 .....	68,86,87
Conduct and Disability Orders; Committee	
to Review Circuit Council .....	36,90
Court Administration:	
Additional Judgeships .....	61
Administrative Office Statistical	
Records .....	6
Advisory Commission on Intergovernment	
Relations .....	7
Annual and Sick Leave for Law Clerks and	
Secretaries .....	49
Appeals from the International Trade Commission	
and Certifications from District Courts to	
the Court of Appeals for the Federal	
Circuit .....	60
Automation .....	52
Certification of Questions of State Law .....	57
Committee on; Report of .....	5,47
Court Quarters and Accommodations .....	54
Court Reporters .....	11
Annual Leave .....	49
Fees .....	51
Positions .....	51
Courtroom Facilities .....	50
Depository Libraries .....	9
Discrimination in Employment .....	59
Distribution of Reports .....	12
Electronic Sound Recording .....	47

Court Administration (continued)	
Federal Tort Claims Act .....	59
Frivolous Litigation .....	56
Habeas Corpus Reform .....	7,56
Judgeships; Additional .....	6
Judicial Reform Act of 1982 .....	7
Limitation on the Jurisdiction of Federal	
Courts over State Cases .....	58
Peremptory Challenges of Judges .....	60
Places of Holding Court .....	10,55
Race to the Courthouse .....	58
Retirement Coverage for Law Clerks .....	53
Salaries of Article I Judges and Supporting	
Judicial Officers .....	9
Supervisory Staff Attorneys .....	10
Supporting Personnel .....	12
Court Facilities .....	50
Court Quarters and Accommodations .....	54
Court Reporters:	
Annual Leave .....	49
Electronic Sound Recording .....	47
Fees of .....	51
Manual for .....	11
Outside Employment .....	11
Positions .....	51
Transcript Format .....	11
Courtroom Photographs .....	37
Courts:	
Appeals	
Federal Circuit, Certifications from district	
courts .....	60
Pretermision of Terms .....	37,91
District	
Places of Holding Court .....	10
Criminal Justice Act:	
Amendments .....	84
Appointments and Payments .....	32,80
Budget Requests, Federal Public	
Defenders .....	33,80
Committee on; Report of .....	32,80
Grant Requests, Community Defender	
Organizations .....	33,82
Guidelines .....	34,84
Legal Malpractice .....	86
Ratification of Expenses Incurred Prior to	
Authorization .....	85
Criminal Law:	
Bail Reform Legislation .....	29,86
Committee on; Report of .....	29,86
Comprehensive Crime Control Act of 1983 .....	87
National Violent Crime Program .....	88
Witness Security .....	88

Criminal Rules; Advisory Committee on.....	67
Depository Libraries.....	9
Discrimination in Employment.....	59
Distribution of Reports.....	12
Elections.....	37,91
Electronic Sound Recording.....	47
Ad Hoc Committee to Monitor Regulations.....	47
Equal Employment Opportunity Plans.....	44
Ethics (see Judicial Ethics Committee)	
Evidence Rules.....	66,87
Executive Committee Actions.....	25
Changes in Magistrates Positions.....	70
Criminal Justice Act Amendments.....	84
Social Security Amendments Act of 1983.....	46
Federal Courts Improvement Act of 1982.....	47
Federal Judicial Center:	
Board; Election to.....	37,91
Electronic Sound Recording; Report of study.....	47
Frivolous Litigation.....	56
Questions of State Law; Study on.....	57
Report of the Director.....	43
Federal Public Defenders	
Budget Requests.....	33,80
Legal Malpractice Insurance.....	86
Oregon; District of.....	33
Fees of Court Reporters.....	51
Financial Disclosure Reports.....	63
Distribution of.....	13
References to Attorney General.....	13
Review of Reports.....	14
Frivolous Litigation.....	56
General Services Administration:	
Memorandum of Understanding.....	54
Space Rental Appropriations; FY 1985.....	62
Grand Jury Reform Legislation.....	31
Grant Requests, Community Defender Organizations.....	33,82
Guidelines:	
Chapter 13 Administration.....	26
Criminal Justice Act.....	34,84,85
Sentencing.....	28
Staff Attorneys.....	10
Habeas Corpus Reform.....	7,15,56
Intercircuit Assignments; Committee on, Report of.....	32,65
Interlocutory Appeals; Corrective legislation.....	60
Intergovernment Relations; Advisory Commission on.....	7
International Trade Commission; Appeals from the.....	60

Judges:	
Article I; Salaries of.....	9
Bankruptcy:	
Arrangments for.....	25,70
Salaries of part-time.....	16
Survey of the Need for.....	69
Peremptory Challenges of.....	60
Senior; Social Security.....	45
Supporting Personnel.....	12
Judgeships, Additional.....	6,61
Judicial Branch:	
Committee on; Report of.....	5,45
Quadrennial Salary Commission.....	47
Social Security Amendments Act of 1983.....	45
Judicial Business of the Courts.....	44
Judicial Conference:	
Call of.....	1,41
Release of Action.....	38,91
Judicial Councils:	
Court Quarters and Accommodations.....	54
Judicial Ethics:	
Activities of the Committee.....	63
Attorney General; References to.....	13
Committee on; Report of.....	13,63
Reporting Forms and Instructions.....	63
Distribution of.....	13
Review of Reports.....	14
Judicial Improvements; Subcommittee on.....	53
Judicial Panel on Multidistrict Litigation.....	5,45,58
Judicial Reform Act of 1982.....	7,15
Judicial Survivors Annuity Act.....	5
Jurisdiction of Federal Courts over State Cases; Limitation on the.....	58
Juror Qualifications; Questionnaire.....	88
Jury System:	
Committee on; Report of.....	31,88
Grand Jury Reform Legislation.....	31
Juror Qualification Questionnaire.....	88
Law Clerks:	
Ad Hoc Committee on Selection Process.....	90
Annual Leave for.....	49
Retirement Coverage for.....	53
Law Clerk Selection Process:	
Committee on, Report of.....	36
Leave Act.....	49
Legislation:	
Additional Judgeships.....	6
Appeals from the International Trade Commission and Certifications from District Courts to the Courts of Appeals for the Federal Circuit.....	60

Legislation (continued)	
Bail Reform .....	29,86
Bankruptcy .....	27
Comprehensive Crime Control Act of 1983 .....	68,86,87
Criminal Justice Act; Amendments to .....	84
Discrimination in Employment .....	59
Depository Libraries .....	9
Frivolous Litigation; Exhaust State Remedies .....	56
Grand Jury Reform .....	31
Habeas Corpus Reform .....	7,56
Intergovernment Relations; Advisory Commission on .....	7
Judicial Reform Act of 1982 .....	7,15
Judicial Survivors Annuity Act .....	5
Jurisdiction of Federal Courts over State Cases; Limitation on the .....	58
Legal Malpractice .....	86
National Violent Crime Program .....	88
Pacific Territories .....	34
Peremptory Challenges of Judges .....	60
Places of Holding Court .....	10,55
Ratification of Expenses Incurred Prior to Authorization; Under CJA .....	85
Rules Enabling Acts .....	65
Salaries of Article I Judges and Supporting Judicial Officers .....	9
Sentencing Reform .....	28,68
Social Security Amendments Act of 1983 .....	45
Travel Regulations for Magistrates .....	17
Witness Security .....	88
Libraries .....	9
Magistrates System:	
Changes in Magistrates Positions .....	70
Committee on, Report of .....	15,70
Judicial Reform Act of 1982 .....	15
Positions, Changes in .....	17
Salaries of Part-Time Magistrates .....	16
Travel Regulations .....	17
Malpractice; Insurance for defenders .....	86
Multidistrict Litigation; Judicial Panel on .....	5,45,58
National Archives and Records Service .....	6
National Violent Crime Program .....	88
Northern Pipeline Construction Co. v. Marathon Pipe Line Construction Co. ....	16,27,70
Office of Personnel Management .....	53
Operating Procedures (Rules Committees) .....	66
Pacific Territories; Committee on, Report of .....	34
Peremptory Challenges of Judges .....	60
Photographs, Courtroom .....	37

Places of Holding Court .....	55
Pretermission of Terms of the Courts of Appeals .....	37,91
Probation Officers; Code of Conduct for .....	15
Probation System:	
Committee on, Report of .....	28,67
Sentencing Institutes .....	29,69
Sentencing Reform .....	28,68
Quadrennial Commission on Salaries .....	5
Quarters and Accommodations .....	54
Race to the Courthouse .....	58
Release of Conference Action .....	38,91
Reports; Curtail Distribution of .....	12
Retirement Coverage for Law Clerks .....	53
Review Circuit Council Conduct and Disability; Committee on, Report of .....	36
Rules of Practice and Procedure:	
Advisory Committees .....	67
Committee on; Report of .....	65
Evidence Rules .....	87
Local Rules of Court .....	67
Operating Procedures .....	66
Rules Enabling Acts .....	65
Salaries:	
Article I Judges and Supporting Judicial Officers .....	9
Bankruptcy Judges .....	16,25
Commission on Executive, Legislative and Judicial Salaries .....	47
Magistrates .....	16,17
Quadrennial Commission on .....	5
Secretaries, Annual Leave for .....	49
Senior Judges:	
Social Security Amendments .....	45
Sentencing:	
Commission .....	68
Institutes .....	29,69
Reform .....	28,68
Social Security Amendments Act of 1983 .....	45
Space and facilities (see Quarters and Accommodations)	
Staff Attorneys, Supervisory .....	10
State Law; Certification of Questions of .....	57
Statistics:	
Bankruptcy Workload .....	26
Records of the Administrative Office .....	6
Supporting Personnel:	
Additional .....	12
Salaries of Judicial Officers .....	9
Territorial Courts .....	34
Threats to judicial employees .....	87
Torts Claims Act; Federal .....	59



Travel Regulations .....	17
Uniform Certification of Questions of Law Act .....	57
Venue in courts of appeals and district courts .....	58
Violent Crime Program; National.....	88
Witness Security.....	88

**ANNUAL REPORT  
OF THE  
DIRECTOR OF THE ADMINISTRATIVE OFFICE  
OF THE  
UNITED STATES COURTS**

**1983**

**William E. Foley  
Director**

**ANNUAL REPORT OF THE DIRECTOR  
OF THE ADMINISTRATIVE OFFICE  
OF THE UNITED STATES COURTS  
FOR THE TWELVE MONTH PERIOD ENDED  
JUNE 30, 1983**

To: The Chief Justice of the United States, Chairman, and Members  
of the Judicial Conference of the United States

Pursuant to the provisions of Title 28 Section 604(a)(3) of the **United States Code**, I have the honor to report on the business of the courts and activities of the Administrative Office of the United States Courts for the twelve month period ended June 30, 1983. This report is submitted in the following subdivisions:

- . Judicial Business
- . Judicial Administration
- . Judicial Appropriations and Expenditures
- . Report of Complaints Filed and Action Taken Under Title 28 U.S.C. Section 372(c)
- . Report of Fees and Expenses Awarded Under the Equal Access to Justice Act of 1980
- . Equal Employment Opportunity Program of the Judicial Conference

**JUDICIAL BUSINESS**

**COURTS OF APPEALS**

The Federal Courts Improvement Act of 1982 established a new court of appeals under Title 28 U.S.C. Section 41, the Court of Appeals for the Federal Circuit. This court, which was created by joining the appellate division of the U.S. Court of Claims with the U.S. Court of Customs and Patent Appeals, began operations on October 1, 1982. The court also has jurisdiction over patent infringement decisions appealed from district courts and final orders and decisions of the Merit Systems Protection Board and the various agency boards of contract appeals. Because of the unique nature of the workload of the new court, statistics have been maintained separately from all other courts of appeals.

During the first nine months of the court's operations, there were 694 appeals filed. There was an increase in filings during each successive quarter. The court disposed of 429 appeals during the period, 126 of which were withdrawn prior to decision with 303 decided by the court. This left 528 appeals pending on the court's docket on June 30, 1983. By comparison, there were 263 cases on the court's docket when it began operations on October 1, 1982.

Within the other 12 courts of appeals, filings continued to increase during the twelve month period ended June 30, 1983. There were 29,630 appeals filed during the year, 6.0 percent above filings in 1982. Filings per authorized three-judge panel rose to 673 this year, its highest level ever.

The courts of appeals also saw an increase in dispositions this year with 28,660 appeals terminated. This was an increase of 2.4 percent over 1982. Last year the courts increased their disposition rate by nearly 12.0 percent. Since the courts did not manage to dispose of cases at the same rate new appeals were filed, the pending caseload rose this year. The 22,480 appeals pending on June 30, 1983, was 4.5 percent above the 21,510 pending one year ago.

Table 1  
U.S. Courts of Appeals  
Appeals Commenced, Terminated, and Pending  
During the Twelve Month Periods Ended  
June 30, 1976 through 1983

Year	Author- ized Judge- ships	Commenced		Termi- nated	Pend- ing
		Number	Cases Per Panel		
1976 ..	97	18,408	569	16,426	14,110
1977 ..	97	19,118	591	17,784	15,444
1978 ..	97	18,918	585	17,714	16,648
1979 ..	132	20,219	460	18,928	17,939
1980 ..	132	23,200	527	20,887	20,252
1981 ..	132	26,362	599	25,066	21,548
1982 ..	132	27,946	635	27,984	21,510
1983 ..	132	29,630	673	28,660	22,480
Percent Change 1983 over					
1976 ..	36.1	61.0	18.3	74.5	59.3
1982 ..	-	6.0	6.0	2.4	4.5

The overall 6.0 percent increase in appeals filed resulted primarily from a 7.8 percent rise in appeals of civil decisions from district courts. Appeals of U.S. civil actions rose 5.5 percent while appeals of private civil actions rose by 8.8 percent. Appeals of bankruptcy decisions rose a substantial 35.2 percent but represented an increase of only 179 cases. Appeals of criminal cases from district courts were up only 0.5 percent while appeals of administrative agency decisions were down 1.6 percent compared with the previous year.

Table 2  
U.S. Courts of Appeals  
Source of Appeals  
During the Twelve Month Periods Ended  
June 30, 1982 and 1983

Source	1982	1983	Percent Change
Total .....	27,946	29,630	6.0
U.S. District Courts			
Criminal .....	4,767	4,790	0.5
Civil			
U.S. Only .....	5,517	5,820	5.5
Private Only .....	13,267	14,429	8.8
Other Appeals			
Bankruptcy .....	509	688	35.2
Administrative Agency .....	3,118	3,069	-1.6
Original Proceedings .....	768	834	8.6

## STATUS OF JUDGESHIP POSITIONS

On June 30, 1983, there were 144 judgeship positions authorized for the U.S. courts of appeals. This includes the 12 positions authorized for the Court of Appeals for the Federal Circuit. Only 4 of the positions were vacant at the end of the year. These vacancies ranged in length from 1 to 18 months. In addition to the authorized positions there were 55 senior judges in courts of appeals on June 30, 1983.

In U.S. district courts there were 515 authorized positions on June 30, 1983, the same as last year. There were 25 vacant positions at the end of the year which had been vacant from 1 to 17 months. The two positions reported last year as vacant since their creation in 1978 were filled during the current reporting year. Therefore, all positions created by the Judgeship Act of 1978 have been filled. In addition to the authorized positions in district courts, there were 175 senior district judges on June 30, 1983.

Table 3  
U.S. Courts of Appeals and U.S. District Courts  
Status of Judgeship Positions  
On June 30, 1976 through 1983

Year	U.S. Courts of Appeals			U.S. District Courts		
	Author- ized Judge- ships	Vacan- cies	Senior Judges	Author- ized Judge- ships	Vacan- cies	Senior Judges
1976 ...	97	3	43	399	24	109
1977 ...	97	10	48	398	25	120
1978 ...	97	2	46	399	15	119
1979 ...	132	38 <sup>1</sup>	46	516	119 <sup>1</sup>	127
1980 ...	132	6	45	516	32	126
1981 ...	132	9	45	516	41	149
1982 ...	132	7	54	515	20	163
1983 ...	144 <sup>2</sup>	4 <sup>2</sup>	55 <sup>2</sup>	515	25	175

<sup>1</sup> Of the 38 vacancies in courts of appeals, 35 were in judgeships created in October 1978. In district courts, 100 of the vacancies were in positions created in October 1978.

<sup>2</sup> Includes positions in the new Court of Appeals for the Federal Circuit.

## DISTRICT COURTS

### Civil Cases

Civil cases were filed in record numbers in U.S. district courts in 1983 as 241,842 actions were docketed. This was 17.3 percent above the number of cases filed in 1982 and more than 85.0 percent higher than filings in 1976. The 1983 level of filings represented 470 civil cases for each of the 515 authorized judgeship positions.

In response to the rise in filings the district courts increased their disposition rate by 13.7 percent to 215,356 cases. Even this substantial increase was not sufficient to offset the rise in case filings. As a result the pending caseload grew by 12.9 percent to 231,920 cases on June 30, 1983, an average of 450 per authorized judgeship.

Table 4  
U.S. District Courts  
Civil Cases Filed, Terminated, and Pending  
During the Twelve Month Periods Ended  
June 30, 1976 through 1983

Year	Author- ized Judge- ships	Commenced		Termi- nated	Pend- ing
		Number	Cases Per Judge- ship		
1976 ..	399	130,597	327	110,175	140,189
1977 ..	398	130,567	328	117,150	153,606
1978 ..	399	138,770	348	125,914	166,462
1979 ..	516	154,666	300	143,323	177,805
1980 ..	516	168,789	327	160,481	186,113
1981 ..	516	180,576	350	177,975	188,714
1982 ..	515	206,193	400	189,473	205,434
1983 ..	515	241,842	470	215,356	231,920
Percent Change 1983 over					
1976 ..	29.1	85.2	43.7	95.5	65.4
1982 ..	-	17.3	17.5	13.7	12.9

The overall rise in filings this year resulted from increases in all major bases of jurisdiction. U.S. plaintiff filings rose by 22.6 percent while U.S. defendant cases were up by 33.4 percent. Federal question cases which represent the largest jurisdictional class, rose by 11.0 percent and accounted for 87,935 cases. Cases involving diversity of citizenship were also up substantially, by 13.6 percent to 57,421 filings. Local jurisdiction cases which represent only 0.3 percent of all civil actions rose by 2.2 percent.

Table 5  
U.S. District Courts  
Civil Cases Filed By Jurisdiction  
During the Twelve Month Periods Ended June 30, 1977 through 1983

Year	Total	U.S. Cases		Private Cases		
		Plain- tiff	Defend- ant	Federal Ques- tion	Diver- sity of Citizen- ship	Local Juris- diction
1977 ....	130,567	16,320	23,890	57,011	31,678	1,668
1978 ....	138,770	22,534	24,277	59,271	31,625	1,063
1979 ....	154,666	31,003	24,837	63,221	34,491	1,114
1980 ....	168,789	39,810	23,818	64,928	39,315	918
1981 ....	180,576	37,598	24,247	72,514	45,444	773
1982 ....	206,193	48,868	26,905	79,197	50,555	668
1983 ....	241,842	59,922	35,881	87,935	57,421	683
Percent Change 1983 over 1982 ....		17.3	22.6	33.4	11.0	13.6
						2.2

The increase in civil filings this year can be attributed to major increases in specific natures of suit. Cases filed by the U.S. government for recovery of overpayments and enforcement of judgments rose by 37.6 percent. Most of these cases involve overpayments of veterans' educational benefits and defaulted student loans. Social Security filings were also up a substantial 58.6 percent during 1983 due primarily to litigation involving claims for disability insurance benefits (up 89.6 percent) and supplemental security income claims (up 51.2 percent). There were also substantial increases in bankruptcy appeals to district courts (up 47.5 percent); employment civil rights (up 18.3 percent); and copyright cases (up 27.5 percent).

### Criminal Cases

Criminal case filings in U.S. district courts rose by 9.8 percent this year as 35,872 new cases were filed. This level of filings represented 70 new cases for each of the 515 authorized judgeships.

Criminal case terminations did not match the increased rate of filings with only 33,985 case dispositions. This level represented an increase of 6.6 percent compared with last year. As a result of the disposition rate being below the rate of case filings, the pending caseload on June 30, 1983 rose by 11.3 percent. The 18,546 criminal cases pending on June 30, 1983, is the highest since 1976 for an average of 36 per authorized judgeship.

UNITED STATES DISTRICT COURTS

CIVIL AND CRIMINAL CASES FILED

12 MONTH PERIOD ENDED JUNE 30, 1983

Total Cases: 277,714

Civil: 241,842

Criminal: 35,872

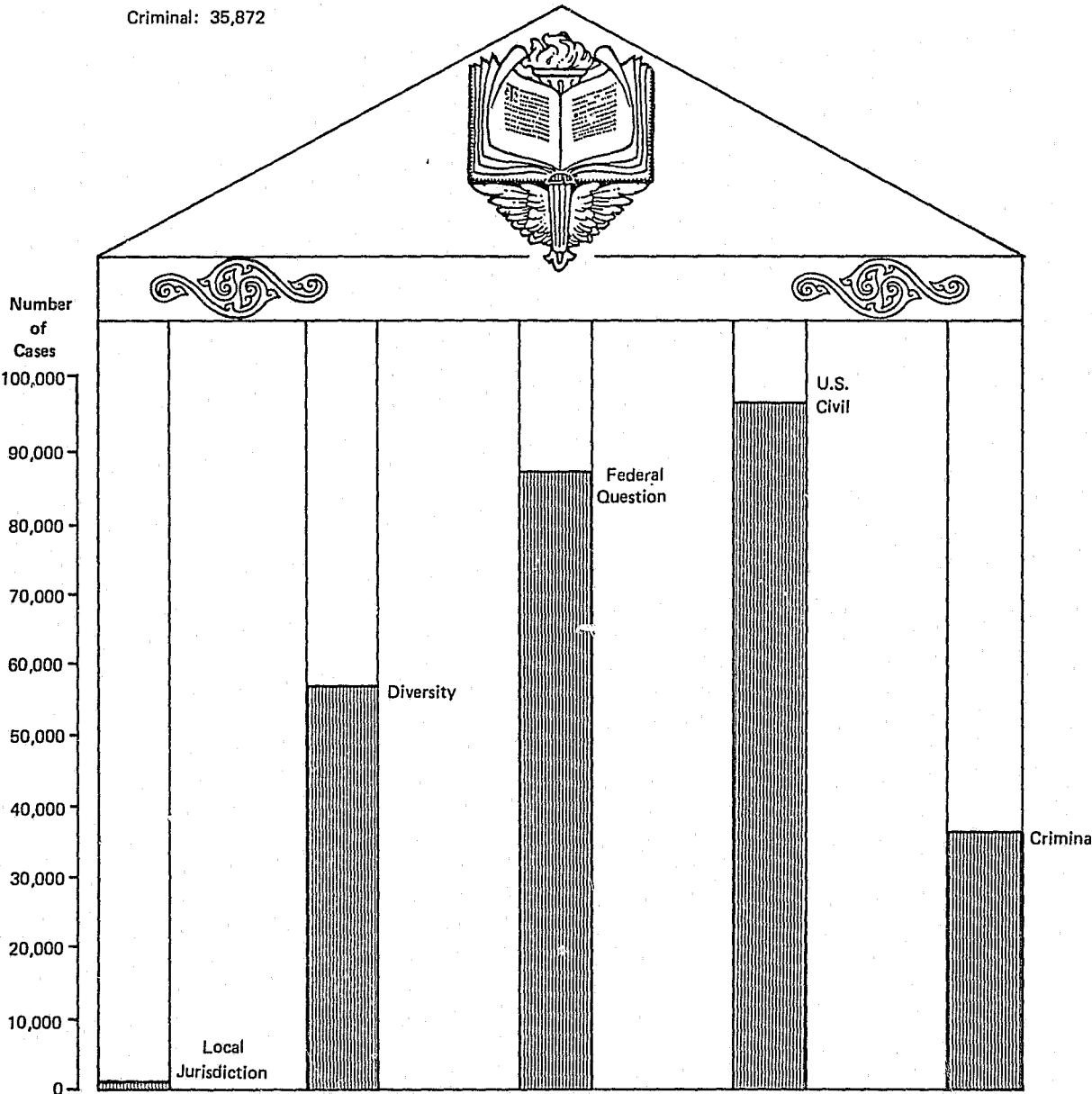


Table 6  
U.S. District Courts  
Criminal Cases Filed, Terminated, and Pending  
During the Twelve Month Periods Ended  
June 30, 1976 through 1983

Year	Author- ized Judge- ships	Commenced		Termi- nated	Pending
		Number	Cases Per Judge- ship		
1976 ...	399	41,020	103	43,675	19,756
1977 ...	398	41,589	104	44,233	17,150
1978 ...	399	35,983	90	37,286	15,847
1979 ...	516	32,688	63	33,442	15,124
1980 ...	516	28,921	56	29,297	14,759
1981 ...	516	31,287	61	30,221	15,850
1982 ...	515	32,682	63	31,889	16,659
1983 ...	515	35,872	70	33,985	18,546
Percent Change 1983 over					
1976 ...	29.1	-12.5	-32.0	-22.2	-6.1
1982 ...	-	9.8	11.1	6.6	11.3

The rise in criminal filings this year can be attributed to increases in most major offense classifications. Case filings under the Drug Abuse Prevention and Control Act were up 19.8 percent with offenses involving marihuana (up 20.1 percent), narcotics (up 26.3 percent), and controlled substances (up 6.1 percent) all contributing to the rise. Other major increases in filings were recorded for fraud violations (up 18.0 percent); larceny and theft (up 17.2 percent); and forgery and counterfeiting (up 9.1 percent).




Petit Jurors

In previous years, petit juror statistics reflected overall juror attendance. This year the statistics also reflect juror attendance on jury selection days. This change in data collection and publication was suggested by the Government Accounting Office (GAO) as a more appropriate means of measuring the efficiency of the juror system. The House Appropriations Committee and the Judicial Conference Committee on the Operation of the Jury System agreed that the statistics should highlight jury selection day activity. The AO began data collection under a revised system July 1, 1982.

## PETIT JUROR SERVICE

12 MONTH PERIOD ENDED JUNE 30, 1983

NOTE: Thirty-two people are pictured because the average number of jurors present for jury selection in 1983 was 32.43.



\* Does not include those jurors reported in travel status.

Statistics on overall juror attendance and jury selection day attendance are shown in Table 7. The total number of jurors serving in district courts was up by 1.4 percent in 1983 as 640,577 jurors were called for service. This increase was a direct result of the 6.6 percent increase in the number of jury trial days. The percentage of jurors who were selected for service or continuing service on a trial rose to 64.6 percent compared to 61.6 percent in the previous year. The percentage of jurors who were challenged also rose this year to 16.0 percent compared to 15.6 percent in 1982. As a result of these increases the percentage of jurors reporting for jury duty who were not selected, serving, or challenged fell to 19.4 percent, the lowest percentage since the AO resumed collection of juror data in 1971. The average number of jurors present for day of the trial (formerly known as the Juror Usage Index) was also at the lowest level ever at 17.04.

Table 7  
U.S. District Courts  
National Petit Juror Service  
During the Twelve Month Periods Ended June 30, 1980 through 1983

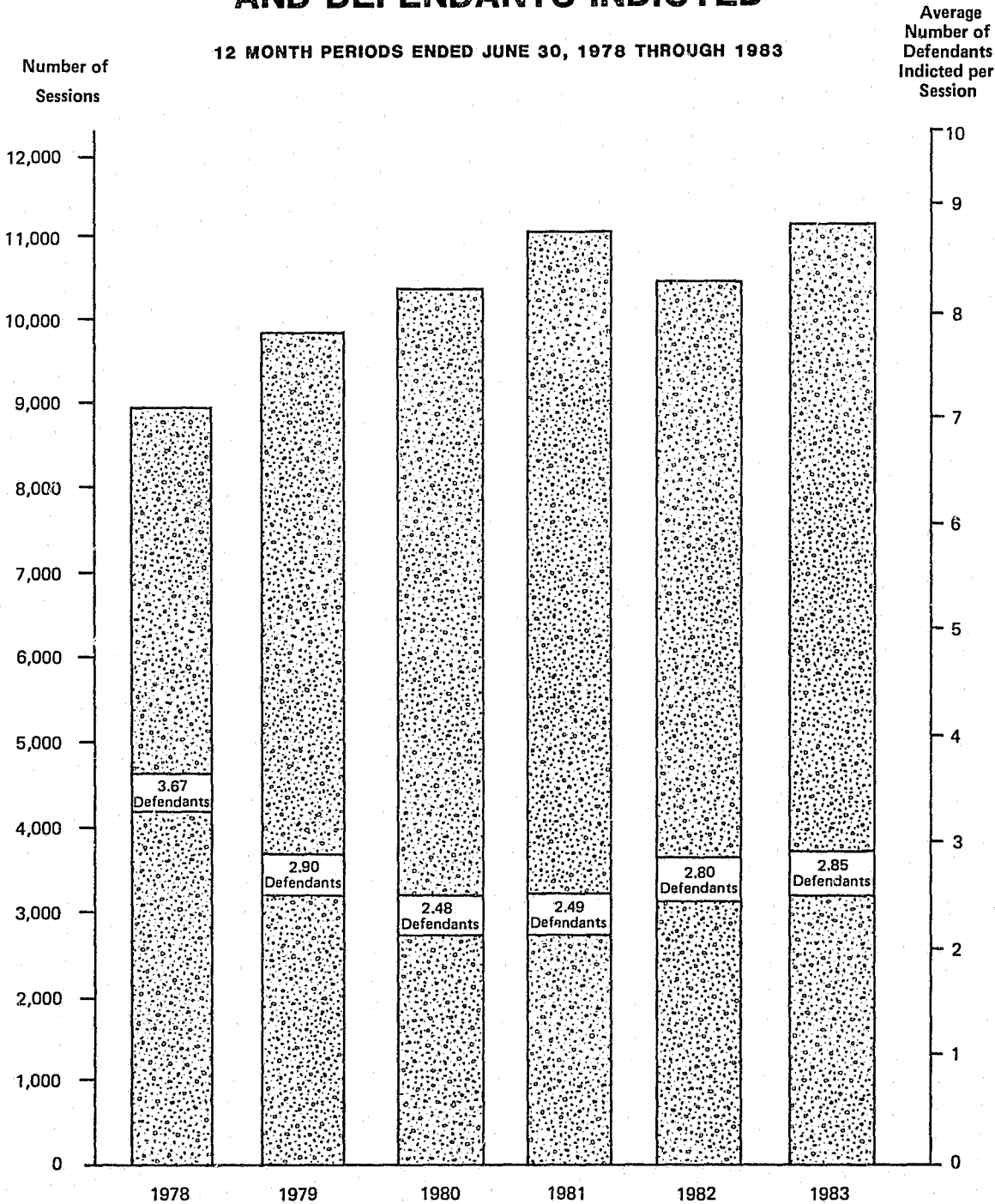
Service	1980	1981	1982	1983
<b>Overall Juror Service</b>				
Jury Trial Days .....	32,159	35,596	35,263	37,589
Percent Criminal .....	48.7	44.7	44.2	44.0
Percent Civil .....	51.3	55.3	55.8	56.0
Juror Days .....	605,547	648,929	631,606	640,577
Percent Selected or Serving .....	60.9	61.1	61.6	64.6
Percent Challenged .....	15.2	15.4	15.6	16.0
Percent Not Selected Serving or Challenged .....	23.9	23.4	22.8	19.4
Average Jurors Per Day of Trial .....	18.83	18.23	17.91	17.04
<b>Jury Selection Day</b>				
Jurors present for Voir Dire .....	-	-	-	316,821
Percent Selected .....				30.1
Percent Challenged .....				32.4
Percent Not Selected or Challenged .....	-	-	-	37.4
Number of Juries Selected .....	-	-	-	9,769
Average Jurors Present for Jury Selection .....	-	-	-	32.43

Of the total 640,577 petit jurors in service this year, 316,821 were present for jury selection and 323,756 were jurors returning for service on continuing trials or jurors in travel status. There were 9,769 juries selected from the 316,821 jurors present. The average number of jurors present for jury selection was 32.43. The percentage of jurors who were selected was 30.1 percent while an additional 32.4 percent was challenged. The remaining 37.4 percent of those present for jury selection was not selected or challenged. This includes any jurors who were called to cover anticipated challenges which were, in fact, not exercised.



UNITED STATES DISTRICT COURTS

GRAND JURY SESSIONS CONVENED  
AND DEFENDANTS INDICTED



Grand Jurors

Grand juror activity increased slightly in 1983 as 11,157 sessions were convened. This was 6.2 percent above the 1982 level of 10,508. The total number of jurors in session was also up by more than 6.0 percent with 222,980 jurors. The number of hours that grand jurors were in session also rose in 1983 to 58,769 hours. Average jurors per session and average hours per session remained virtually the same as in the last two years.

Table 8  
U.S. District Courts  
National Grand Juror Statistics  
During the Twelve Month Periods Ended  
June 30, 1975 through 1983

Year	Juries Serv- ing	Sessions Convened	Jurors		Hours	
			Total	Average Per Session	Total	Average Per Session
1976 ...	603	8,404	167,185	19.9	44,765	5.33
1977 ...	641	8,849	175,687	19.9	47,094	5.32
1978 ...	659	8,929	176,459	19.8	46,739	5.23
1979 ...	674	9,791	194,168	19.8	50,896	5.20
1980 ...	699	10,338	206,627	20.0	54,163	5.24
1981 ...	738	10,997	219,860	20.0	58,278	5.30
1982 ...	739	10,508	210,213	20.0	55,569	5.29
1983 ...	732	11,157	222,980	20.0	58,769	5.27

BANKRUPTCY COURTS

Bankruptcy Filings

The twelve month period ended June 30, 1983 was the third full statistical year under the revised bankruptcy code which became effective October 1, 1979. Table 9 shows bankruptcy filings since 1979, the last full statistical year before the Code went into effect.

A total of 535,597 estates were filed in the bankruptcy courts during the twelve month period ended June 30, 1983. This figure includes 374,734 Code cases, 160,573 of which were joint petitions resulting in a total of 535,307 estates filed under the Code. The remaining 290 estates were petitions originally filed under the Bankruptcy Act prior to October 1, 1979 and re-opened during the year.

Although 535,597 estate filings in 1983 represent the largest number of bankruptcy estates filed in any statistical year, the increase in the number of estates in 1983 was only 7,786 or 1.5 percent, over the 527,811 estate filings in 1982. This is even less than the slight 1.7 percent rate of increase in bankruptcy filings seen a year ago, suggesting that the dramatic increases in bankruptcy filings from 1979 through 1981 are continuing to level off.

Table 9  
U.S. Bankruptcy Courts  
Bankruptcy Filings (By Estate)\*  
During the Twelve Month Periods Ended  
June 30, 1979 through 1983

Year	Number of Estates	Increase	Percent Change
1979 ...	226,476	23,525	11.6
1980 ...	360,957	134,481	59.4
1981 ...	519,063	158,106	43.8
1982 ...	527,811	8,748	1.7
1983 ...	535,597	7,786	1.5

\* Under the Code, a husband and a wife are afforded the option of filing jointly, incorporating two estates into a single case. It is, therefore, necessary to use the number of separate estates in bankruptcy after October 1, 1979 to provide a comparative basis with all statistical data presented prior to October 1, 1979.

While the overall rate of increase in the number of bankruptcy estates was 1.5 percent during 1983, the changes in individual circuits varied widely, as indicated by the comparison in Table 10. Seven of the 12 circuits showed an increase in the number of filings, while the other 5 showed a decrease. Four of the six circuits experiencing an increase in filings showed a percentage increase greater than 10.0 percent, with the largest percentage increase of 17.3 percent in the Fifth Circuit. The greatest numerical increase was in the Ninth Circuit, with an increase of 14,057 estates. On the other hand, the Second Circuit showed the greatest percentage decrease, with a reduction of 19.0 percent. The greatest numerical decrease in filings was in the Sixth Circuit, with 8,115 fewer estates than last year.

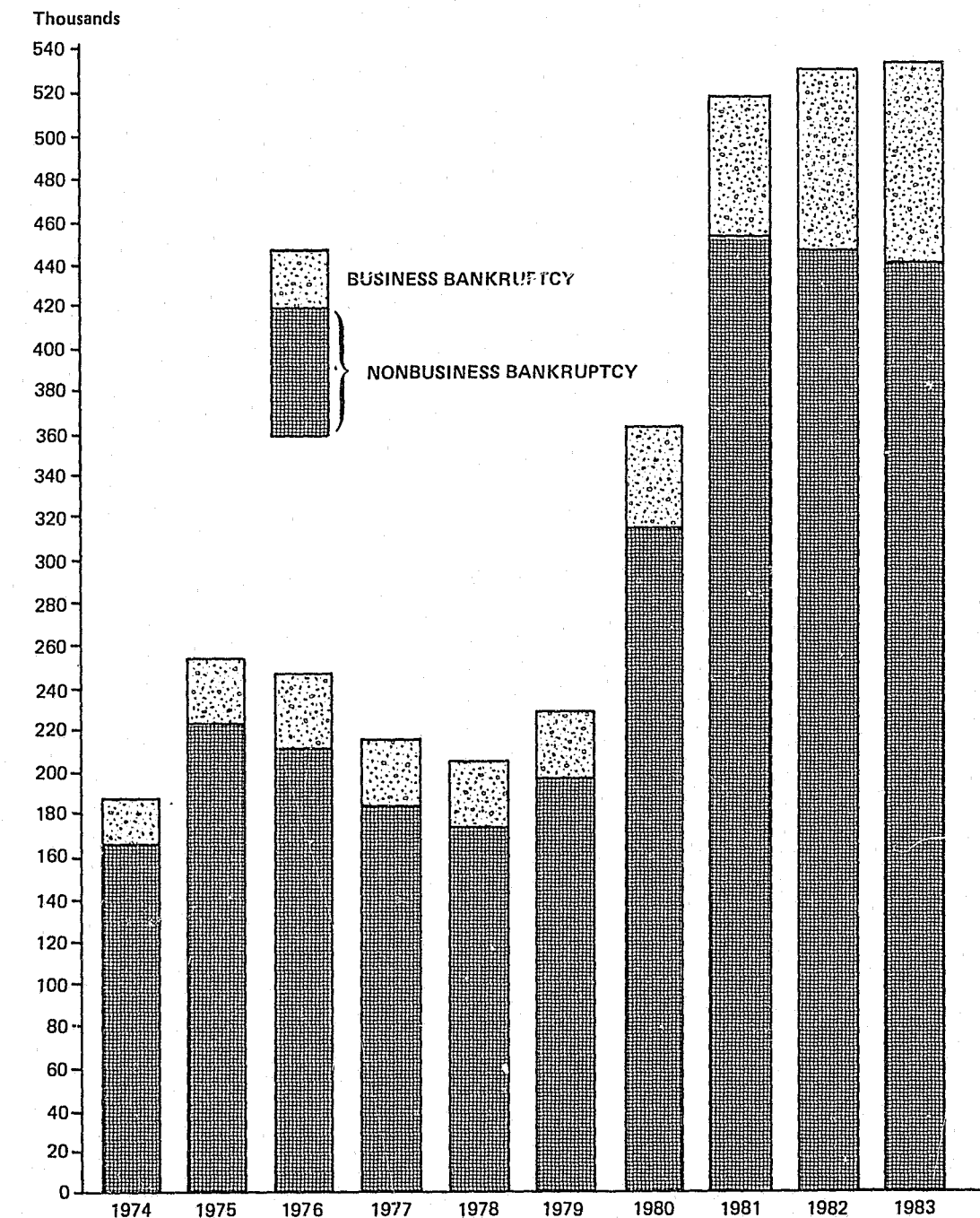
Table 10  
U.S. Bankruptcy Courts  
Bankruptcy Filings (By Estate)  
During the Twelve Month Periods Ended  
June 30, 1982 and 1983

Circuit	1982	1983	Increase or Decrease	Percent Change
<b>Total .....</b>	<b>527,811</b>	<b>535,597</b>	<b>7,786</b>	<b>1.5</b>
District of Columbia ...	815	906	91	11.2
First .....	10,687	10,874	187	1.7
Second .....	33,512	27,157	-6,355	-19.0
Third .....	32,404	29,999	-2,405	-7.4
Fourth .....	36,086	34,839	-1,247	-3.5
Fifth .....	31,719	37,211	5,492	17.3
Sixth .....	90,425	82,310	-8,115	-9.0
Seventh .....	52,209	64,104	11,895	3.0
Eighth .....	34,738	33,616	-1,122	-3.2
Ninth .....	123,621	137,678	14,057	11.4
Tenth .....	28,351	33,327	4,976	17.4
Eleventh .....	42,644	43,576	932	2.2

UNITED STATES BANKRUPTCY COURTS

BANKRUPTCY ESTATES COMMENCED

12 MONTH PERIODS ENDED JUNE 30, 1974 THROUGH 1983



### Bankruptcy Terminations

The number of bankruptcy terminations continued to increase, rising from 412,852 during the twelve month period ended June 30, 1982 to 449,029 during the same period this year. This is the largest number of bankruptcy estates ever closed in any twelve month period. The 449,029 estates terminated in 1983 included 427,671 Code estates and 21,358 Act estates.

### Pending Estates

The record high number of bankruptcy estates terminated in 1983 did not keep pace with the number of new bankruptcy estates filed. As a result, the number of pending estates also hit a record high level in 1983. The pending estate workload jumped from 725,622 estates in 1982 to 812,190 estates in 1983, a rise of 11.9 percent. The number of pending Act estates, however, dropped significantly this past year, from 59,412 in 1982 to only 38,344 in 1983, a decrease of 35.5 percent. The remaining 773,846 pending estates in 1983 are Code estates, representing 95.3 percent of the total pending estates. Although the total pending estate workload rose by 11.9 percent, the rate of increase is down from the 18.6 percent increase of a year ago. Table 11 compares the bankruptcy estate workload during the twelve month periods ended June 30, 1982 and 1983.

Table 11  
U.S. Bankruptcy Courts  
Bankruptcy Estates Filed, Terminated, and Pending  
During the Twelve Month Periods Ended  
June 30, 1982 and 1983

Year	Filings	Terminations	Pending
1982 .....	527,811	412,852	725,622*
1983 .....	535,597	449,029	812,190
Percent Change .....	1.5	8.8	11.9

\* Revised

### Business Bankruptcies

The number of business bankruptcies has increased in 1983, continuing a trend shown since 1979. The jump in the number of business bankruptcies has been significant, from 77,503 estates in 1982 to 95,439 estates in 1983. Business bankruptcy estates filed in 1983 represented 17.8 percent of the total estate filings, an increase from the 14.7 percent recorded in 1982. Table 12 shows the number of business and non-business estates filed and their percentage of the total filings from 1979 through 1983.

Table 12  
U.S. Bankruptcy Courts  
Business and Non-Business Bankruptcies  
During the Twelve Month Periods Ended  
June 30, 1979 through 1983

Year	Total Filings*	Non-Business	Percent of Total	Business	Percent of Total
1979 ..	226,476	196,976	87.0	29,500	13.0
1980 ..	360,957	314,856	87.2	45,857	12.8
1981 ..	519,063	452,145	87.3	66,006	12.7
1982 ..	527,811	449,839	85.3	77,503	14.7
1983 ..	535,597	439,868	82.2	95,439	17.8

\* Included in the totals for 1980, 1981, 1982, and 1983 are reopened Bankruptcy Act estates and Section 304 estates filed under the Code, not included in the breakdown of business and non-business.

### Filings by Chapter

The decrease in Chapter 7 estate filings between 1981 and 1982 has continued in 1983. The number of Chapter 7 bankruptcies dropped from 367,141 estates in 1982 to 361,538 estates this year, a slight decrease of 1.5 percent. On the other hand, the steady increase in Chapters 11 and 13 estate filings recorded since 1979 has continued in 1983 with a significant increase in the Chapter 11 filings. Between 1982 and 1983, Chapter 11 estate filings jumped 55.5 percent and Chapter 13 estate filings increased 3.0 percent. A breakdown of filings by Chapter from 1979 through 1983 is shown in Table 13.

Table 13  
U.S. Bankruptcy Courts  
Filings, by Chapter of the Bankruptcy Act  
During the Twelve Month Periods Ended  
June 30, 1979 through 1983

Year	Total	Straight Bankruptcy	Chapter		Other
			11	13	
1979 .....	226,476	183,259	3,774	39,442	1
Act ....	67,517	55,013	1,182	11,322	-
Code ...	293,440	220,087	4,684	68,674	5
Total ...	360,957	275,090	5,866	79,996	5
1981 Act ....	911	822	33	56	-
Code ...	518,152	381,174	8,752	128,225	1
Total ...	519,063	381,996	8,785	128,281	1
1982 Act ....	469	439	8	19	3
Code ...	527,342	366,702	16,207	144,425	8
Total ...	527,811	367,141	16,215	144,444	11
1983 Act ....	290	264	9	17	-
Code ...	535,307	361,274	25,203	148,822	8
Total ...	535,597	361,538	25,212	148,839	8

Note: For purposes of uniformity, case filings in 1979 are reported under the new Chapters provided by the Bankruptcy Reform Act, i.e., Chapters X, XI, and XII under the Act are shown in the aggregate under Chapter 11 of the Code.

### Involuntary Bankruptcies

Only a small minority of the total bankruptcy estates filed in 1983 were filed involuntarily. Of the 535,597 estates filed in 1983, there were 1,670 or 0.3 percent filed involuntarily. The remaining 533,927 estates were filed voluntarily.

### Adversary Proceedings

Adversary proceedings are civil actions which arise out of bankruptcy cases filed under the Code. Although there was an increase of only 7,965 estates filed under the Code this year, adversary proceedings filings jumped by 32,660 during this period. A summary of the adversary proceeding workload during the three full statistical years in which the Code has been in effect is provided in Table 14.

Table 14  
U.S. Bankruptcy Courts  
Bankruptcy Adversary Proceedings  
Filed, Terminated, and Pending  
During the Twelve Month Periods Ended  
June 30, 1981 through 1983

Year	Filings	Terminations	Pending
1981 .....	94,632	58,753	58,280
1982 .....	138,963	93,467	103,776
1983 .....	171,623	128,429	146,970
Percent Change 1983 over 1982 .....	23.5	37.4	41.6

The number of adversary proceedings has increased steadily since 1981. Although there were a record number of adversary proceedings filed in 1983, the 23.5 percent rate of increase in 1983 is down significantly from the 46.8 percent jump in filings last year. The number of adversary proceedings terminations has increased from 93,467 in 1982 to 128,429 in 1983, an increase of 37.4 percent. Since terminations have not kept up with filings, the pending workload is also higher than it has ever been at 146,970. The 41.6 percent rate of increase in pending adversary proceedings during 1983, however, is also significantly less than the 78.1 percent rate of increase of a year ago.

Additional data on the bankruptcy workload for the twelve month period ended June 30, 1983, are provided in Appendix Table F-1. For a discussion of the operation of the bankruptcy system under the Judicial Conference Model Interim Rule for Continued Operation of the Bankruptcy System, see page 57.

### MAGISTRATES

During the twelve month period ended June 30, 1983, U.S. magistrates continued to provide increasing assistance to the district courts. The number of matters handled by magistrates rose from 325,563 last year to 363,710 this year, an increase of 11.7 percent, with the bulk of the increase in the more time consuming "additional duties" under Title 28 U.S.C. Sections 636(b) and (c). The changing volume and nature of services rendered by magistrates during 1972 (the first full year of national operation of the system), 1977, and during the last four years are reflected in Table 15.

Table 15  
U.S. District Courts  
Matters Disposed of by U.S. Magistrates  
During the Twelve Month Periods Ended June 30, 1972, 1977, and 1980 through 1983

Activity	1972	1977	1980	1981	1982	1983	Percent Change 1983/1982
<b>Trial Jurisdiction Cases</b> .....	72,082	103,061	90,402	95,152	86,725	93,543	7.9
Misdemeanors other than Petty offenses .....	9,167	17,181	12,622	14,208	13,589	14,504	6.7
Petty offenses .....	62,915	85,880	77,780	80,944	73,136	79,039	8.1
<b>Preliminary Proceedings</b> .....	131,522	105,677	87,031	92,359	98,458	102,450	4.1
Search Warrants .....	7,338	5,203	4,756	5,442	6,170	6,555	6.2
Arrest Warrants .....	36,833	20,467	11,273	11,634	11,702	12,010	2.6
Initial Appearances .....	66,998	40,980	31,923	33,285	31,844	35,023	10.0
Material Witnesses .....	*	3,230	8,221	6,865	6,833	5,085	-25.6
Bail Review .....	*	7,975	5,458	6,828	8,301	8,408	1.3
Preliminary Examinations .....	9,554	5,502	3,966	3,570	4,650	4,681	0.7
Grand Jury Returns .....	*	521	2,261	2,626	3,082	3,179	3.1
Arraignments .....	10,799	21,799	17,512	18,981	21,296	22,995	8.0
Other .....	*	*	1,661	3,128	4,580	4,514	-1.4
<b>Additional Duties</b> .....	33,918	74,676	102,718	121,715	137,928	164,590	19.3
Criminal .....	11,537	17,986	19,643	25,241	26,983	28,336	5.0
Motions (A) .....	5,870	7,301	11,293	16,547	17,799	18,991	6.7
Motions (B) .....	*	*	1,485	2,105	2,320	2,339	0.8
(Evidentiary Hearings) <sup>1</sup> .....	*	*	(719)	(857)	(975)	(916)	-6.1
Pretrial Conferences .....	5,279	4,787	3,433	3,199	3,214	3,529	9.8
Calendar Calls .....	*	*	867	884	857	700	-18.3
Other .....	388	5,898	2,565	2,506	2,793	2,777	-0.6
Civil .....	15,595	48,175	71,497	81,657	94,394	117,711	24.7
Pretrial Conferences .....	7,168	22,787	22,531	23,109	28,314	29,695	4.9
Motions (A) .....	6,077	17,687	33,890	43,691	51,970	65,742	26.5
Motions (B) .....	*	*	5,810	7,324	6,180	7,071	14.4
(Evidentiary Hearings) <sup>1</sup> .....	*	*	(977)	(928)	(898)	(863)	-3.9
Social Security .....	334	3,449	4,213	4,101	4,532	6,588	45.4
Special Masterships .....	256	546	475	564	588	545	-7.3
Calendar Calls .....	*	*	876	812	1,174	912	-22.3
Other .....	1,760	3,706	1,702	2,056	1,636	7,158	337.5
Prisoner Litigation .....	6,786	8,515	11,578	14,817	16,551	18,543	12.0
State habeas .....	*	4,208	4,334	5,513	5,960	5,632	-5.5
Federal habeas .....	*	1,529	1,736	1,854	2,113	2,350	11.2
Civil rights .....	*	2,778	5,508	7,450	8,478	10,561	24.6
(Evidentiary Hearings) <sup>1</sup> .....	*	*	(773)	(776)	(1,162)	(1,099)	-5.4
<b>Civil Consent Cases</b> .....	*	*	*	1,933	2,452	3,127	27.5
Without Trial .....	*	*	*	1,322	1,627	2,237	37.5
Jury Trial .....	*	325 <sup>2</sup>	139	181	262	307	17.2
Non-Jury Trial .....	*	*	458	430	563	583	3.6

\* Not separately reported.

<sup>1</sup> Not included in totals.

<sup>2</sup> Includes both jury and non-jury trials.

## PROBATION

The number of persons received for supervision (excluding transfers) by the Federal Probation System increased by 7.1 percent in 1982 to 33,784. The number removed from supervision declined slightly by 0.9 percent to 32,151. As a result of the number received exceeding the number removed, total persons under supervision on June 30, 1983 rose to 60,180 or 3.1 percent above the number under supervision one year ago. This was the first increase in persons under supervision since 1978.

Table 16  
Persons Received, Removed and Under Supervision  
in the Federal Probation System  
During the Twelve Month Periods Ended  
June 30, 1976 through 1983

Year	Received		Removed		Persons Under Supervision June 30
	Total	Total Less Transfers	Total	Total Less Transfers	
1976 ...	44,620	35,102	44,635	35,086	64,246
1977 ...	44,529	35,098	44,348	34,979	64,427
1978 ...	43,060	34,808	42,339	34,102	66,681
1979 ...	41,863	33,839	44,049	35,852	66,087
1980 ...	39,040	31,410	41,964	34,318	64,450
1981 ...	36,723	29,575	43,550	36,550	59,016
1982 ...	38,773	31,531	39,678	32,439	58,373
1983 ...	41,019	33,784	39,177	32,151	60,180
Percent Change 1983 over 1982 ...	5.8	7.1	-1.3	-0.9	3.1

Persons received for supervision from court and magistrate imposed probation terms accounted for nearly 65.0 percent of the total received and contributed 94.0 percent of the increase in total persons received for supervision. Persons received on parole, military parole, and special parole all showed decreases this year.

Table 17  
Federal Probation System  
Persons Received for Supervision  
(Excluding Transfers)  
During the Twelve Month Periods Ended June 30, 1982 and 1983

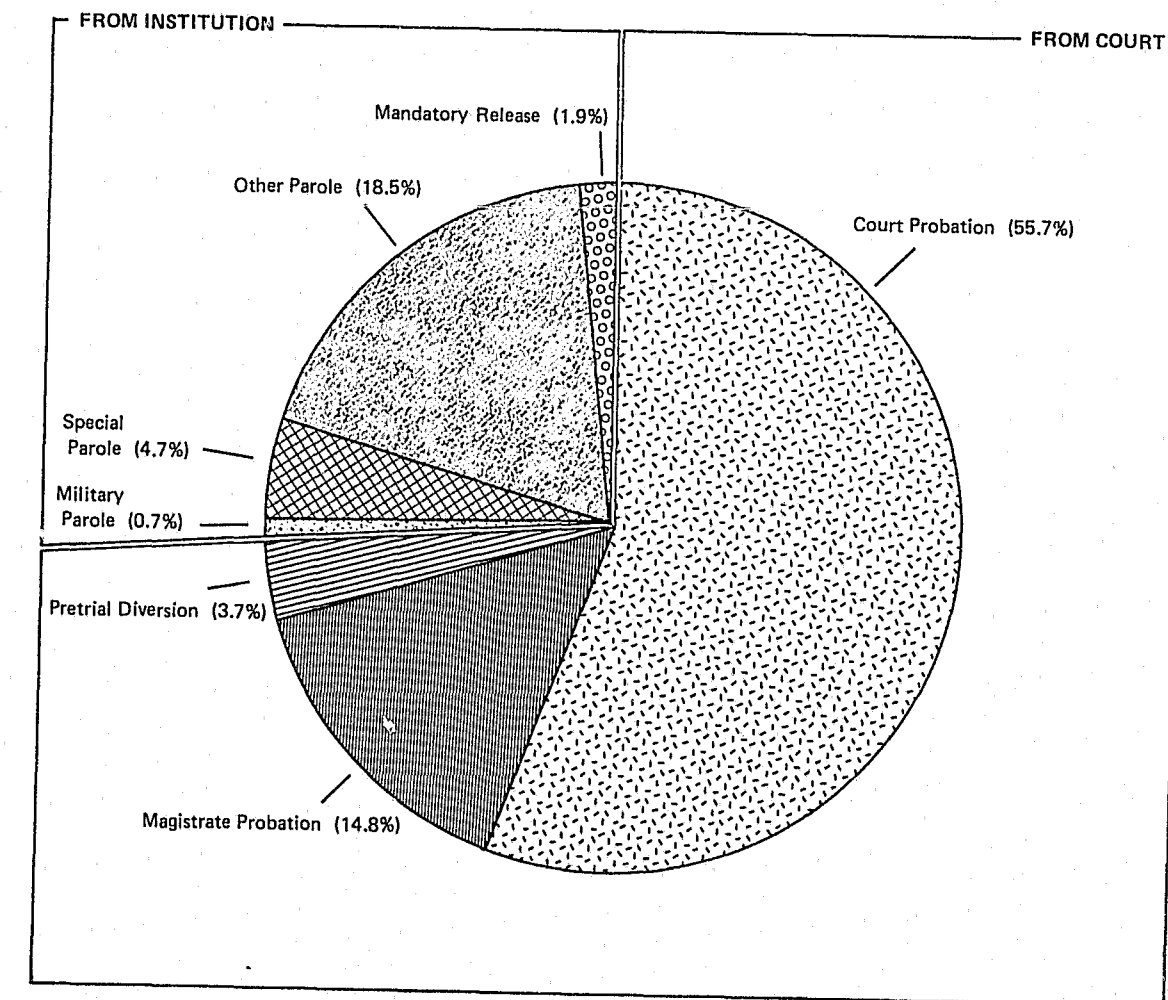
Type of Supervision	1982		1983	
	Number	Percent	Number	Percent
<b>Total Cases</b> .....	<b>31,531</b>	<b>100.0</b>	<b>33,784</b>	<b>100.0</b>
Probation, District Court .....	13,286	42.1	14,588	43.2
Probation, U.S. Magistrate .....	6,455	20.5	7,280	21.5
Pretrial Diversion .....	2,013	6.4	2,170	6.4
Parole .....	5,906	18.7	5,899	17.5
Mandatory Release .....	1,962	6.2	2,016	6.0
Military Parole .....	297	0.9	276	0.8
Special Parole .....	1,612	5.1	1,555	4.6

## UNITED STATES DISTRICT COURTS

### PERSONS UNDER SUPERVISION OF THE FEDERAL PROBATION SYSTEM BY TYPE OF SUPERVISION

12 MONTH PERIOD ENDED JUNE 30, 1983

Total Number of Persons Under Supervision: 60,180





The overall increase in persons under supervision on June 30, 1983, resulted primarily from increases of 5.3 percent in persons under probation supervision from district courts and 12.6 percent in persons under U.S. magistrates probation supervision. The number of persons serving parole terms, mandatory release terms, and special parole declined 7.0, 5.1, and 3.3 percent, respectively.

Table 18  
Federal Probation System  
Persons Under Supervision On June 30, 1982 and 1983

Type of Supervision	Under Supervision		Increase or Decrease	Percent Change
	1982	1983		
<b>Total</b> .....	58,373	60,180	1,807	3.1
Probation, District Courts .....	31,816	33,502	1,686	5.3
Probation, U.S. Magistrates .....	7,896	8,887	991	12.6
Pretrial Diversion .....	2,117	2,245	128	6.0
Parole .....	12,003	11,159	-844	-7.0
Mandatory Release .....	1,202	1,141	-61	-5.1
Military Parole .....	410	413	3	0.7
Special Parole .....	2,929	2,833	-96	-3.3

#### Work Measurement Staffing Formula

In 1980 the AO, at the direction of the Judicial Conference, initiated a work measurement study to re-evaluate the formula used to staff probation offices. This action was based on the recognition that a number of significant changes had affected the work responsibilities of probation officers.

The work measurement study of probation offices was completed in June 1981. This study developed a staffing ratio based on the number of offenders supervised and the level of supervision required (high activity/low activity). The level of supervision is determined by a system of classifying cases using prediction devices and accompanying guidelines that were initiated in 1980.

The staffing ratio also takes into account the number of pre-sentence, postsentence, collateral and violation reports completed; and the number of clients receiving drug aftercare services. In addition, the staffing ratio considers requirements for clerical support, management support, and miles traveled while on official business. The staffing ratios shown in Table 19 represent the staffing requirements based on data for the twelve month period ended June 30, 1983.

The Federal Probation System prepared 125,613 investigative reports during 1983, an increase of 8.2 percent over 1982. Of these, 30,323 were presentence investigations and 23,135 were collateral investigations for another district. An additional 21,859 were parole supervision reports. As shown in Table 20, the largest percentage increase involved bail investigations which were up 251.7 percent above the number of such reports prepared in 1982. Collateral bail investigation reports were up also a substantial 108.6 percent but accounted for only 922 reports in 1983.

Table 19  
Federal Probation System  
Workload of Federal Probation Officers  
During the Twelve Month Period Ended  
June 30, 1983

Workload	Workload Volume	Factor	Personnel Need
<b>Clients Under Supervision</b>			
High Activity Cases .....	23,016	41	561.4
Low Activity Cases .....	37,164	90	412.9
Pre- and Post-Sentence Reports .....	31,560	97	325.4
Collateral Reports .....	23,135	357	64.8
Violation Reports .....	12,436	212	58.7
Drug Aftercare Clients .....	4,643	112	41.5
Subtotal .....	-	-	1,464.7
<b>Management and Support</b> .....	1464.7	7.09	206.6
Travel Mileage .....	7,377,217	60,000	123.0
Subtotal .....	-	-	1794.1
<b>Clerical Functions</b> .....	1794.1	1.66	1080.8
<b>Total Staff by Formula (Officers and Clerks)</b> .....	-	-	2,875
<b>Total Authorized Positions</b> .....	-	-	2,808*

\* This figure also includes 40 probation officer assistant positions. Their work cuts across both officer and clerical work category descriptions.

Table 20  
Investigative Reports by Probation Officers  
During the Twelve Month Periods Ended  
June 30, 1982 and 1983

Type of Investigation	1982	1983	Increase or Decrease	Percent Change
<b>Total</b> .....	116,084	125,613	9,529	8.2
<b>Presentence Investigation</b> .....	27,463	30,323	2,860	10.4
Collateral Investigation for another district .....	21,233	23,135	1,902	9.0
Preliminary Investigation to assist U.S. Attorney .....	2,158	2,121	-37	-1.7
Postsentence Investigation for Institution .....	919	1,237	318	34.6
Pretransfer Investigation (Probation and Parole) .....	8,256	7,689	-567	-6.9
Alleged Violation Investigation (Probation and Parole) .....	12,241	12,436	195	1.6
Prerelease Investigation for a Federal or Military Institution .....	6,996	6,958	-38	-0.5
Special Investigation regarding a prisoner in confinement .....	5,755	5,961	206	3.6
Furlough and Work-Release Reports for Bureau of Prisons Institutions .....	5,301	5,734	433	8.2
Parole Supervision Reports .....	21,898	21,859	-39	-0.2
Parole Revocation Hearing Reports .....	1,909	1,917	8	0.4
Bail .....	1,513	5,321	3,808	251.7
Collateral Bail .....	442	922	480	108.6




UNITED STATES DISTRICT COURTS

# PERSONS UNDER SUPERVISION OF THE FEDERAL PROBATION SYSTEM BY OFFENSE<sup>1</sup>

ON JUNE 30, 1983

Total Persons Under Supervision - 60,180



<sup>1</sup> Classified by most serious offense at time of conviction or pretrial diversion.

<sup>2</sup> Includes probation terms imposed by U.S. district court judge or U.S. magistrate and pretrial diversion.

<sup>3</sup> Includes parole, military parole, mandatory release, and special parole.

## JUDICIAL ADMINISTRATION

### STATISTICAL ANALYSIS AND REPORTS DIVISION

Paramount in the administration of justice is a sound statistical system which provides timely, accurate, and comparable data. The judicial statistics program operated by the Federal Courts has its policy established by the Judicial Conference of the United States through the recommendations of the Committee on Court Administration which depends upon the efforts of the Subcommittee on Judicial Statistics. The continued success of the data collection is due, in no small part, to the efforts of the judges, magistrates, clerks of court, probation officers, and public defenders, and their staffs, all of whom provide reports directly to the AO. The comparability of the resulting statistics depends on instructions which appear in the **Statistical Analysis Manual of the Guide to Judiciary Policies and Procedures**, Volume XI.

This is the 44th year that the AO has provided judicial statistics. The program has grown from four major efforts to several programs required by statute or the Judicial Conference of the United States. The statistical programs are designed primarily to meet the needs of the Federal Judiciary and to respond to the requests of the Congress, other Federal agencies, and the public.

During the year new programs were initiated, new technology was utilized, and greater currency was achieved in publication of reports. These are described as follows:

#### Federal Probation Sentencing and Supervision Information System

In September 1977, the Judicial Conference endorsed the concept of a new Probation Information Management System (PIMS). One of the four goals of the new system was to provide up-to-date information to guide district judges in selecting sentences for convicted defendants.

On January 10, 1983, the Joint Development Planning Committee, composed of senior staff from the AO and the FJC, determined that this goal should be given top priority because of Congressional interest and the need for sentencing data by the judiciary generally. To develop a fully operational PIMS system would require substantial funds as well as computer hardware that could not be budgeted in the foreseeable future. It was then decided to add information requirements to the current Federal probation statistics system which has been operational since 1945.

The new reporting system, the Federal Probation Sentencing and Supervision Information System (FPSSIS), which commenced July 1, 1983, will provide expanded defendant characteristics and identification, circumstances of the offense and sentencing factors, information on sentence, and amendments per Rule 35 **F.R.Cr.P.** This will be in addition to the information collected by the Federal Probation System on persons received for supervision. The new system will also provide greater detail regarding persons removed from supervision.

### **Utilization of Courtran Criminal, STARS, Civil, and AIMS Computer Tapes For Judicial Statistics**

In October 1982, the FJC transferred computerized case management systems for district courts and courts of appeals to the AO's Systems Services Division (SSD). The Court Systems Branch of SSD is responsible for further implementation of these systems, providing maintenance and enhancing them when new requirements are developed. The Statistical Analysis and Reports Division (SARD) uses the computer technology for both its manual and computer Judicial Statistics (JS) applications.

For the twelve courts with the full Courtran criminal docketing system, a program was developed to provide computerized JS forms in place of manually typed forms. Eleven district courts now provide computer tape submissions rather than forms. The remaining court should submit computer tape transactions before January 1984.

Nineteen district courts operate a computer-based Speedy Trial Accounting and Reporting System (STARS). On June 30, 1983 five STARS courts were furnishing computerized criminal filing forms.

The Courtran civil case management program is less than a full docketing system; however, it serves the court as a case management tool and can provide JS statistics for the AO. There are now eight districts submitting computer generated civil JS forms to SARD. Use of computer generated forms has been extended to one bankruptcy court.

The third case management system under development, AIMS, is moving at a rapid pace. It is now being tested in three courts of appeals. By 1984, depending on equipment availability, several of the courts of appeals should provide computerized JS submissions in computer tape format.

### **Statistics Collected from the U.S. Court of Appeals For the Federal Circuit**

Public Law 97-164 established the U.S. Court of Appeals for the Federal Circuit, which began operations on October 1, 1982. The Federal Circuit was created by joining the appellate division of the U.S. Court of Claims with the U.S. Court of Customs and Patent Appeals.

Although the Federal Circuit is an appellate court, the budget requirements and judicial workload are not the same as that of the other twelve circuit courts of appeals. The caseload of the Federal Circuit involves only four of the eight types of appeals (as shown in the AO statistics) decided by the other circuit courts. Since the overall number and types of appeals from the Federal Circuit would not be directly comparable to the other twelve circuits, the statistics for the Federal Circuit are shown separately in published reports.

With the assistance of the clerk of the new court a special quarterly summary table was developed to show all the types of filing, termination, and pending activity within the court. This table, along with corresponding text, will be included in the beginning of the section of the analysis of the workload of courts of appeals in all future **Annual Reports and Federal Judicial Workload Statistics**.

### **Study of Courts of Appeals Statistics**

In September 1982, the Conference of Chief Circuit Judges appointed a special committee of circuit executives and clerks of courts of appeals to review the appellate statistical reporting system. The Division has worked closely with the committee in evaluating procedures. The recommendations of the special committee were reviewed by the Judicial Statistics Subcommittee of the Judicial Conference Committee on Court Administration at its June 1983 meeting. Instructions to the clerks of the courts of appeals that implemented the recommendations were approved by the Subcommittee. The Subcommittee further approved on-site visits by Division personnel to determine the progress in the implementation of the instructions.

### **New Bankruptcy Reporting Requirement**

Following the approval of the Model Bankruptcy Rule by the Judicial Conference in September 1982, in response to Northern Pipeline Construction Company vs. Marathon Pipe Line Company, et al., a special reporting program was prescribed which required the clerks of the bankruptcy courts to record all matters transmitted to the district courts under the Rule. The new reporting program became effective January 1, 1983.

### **Civil Citations Manual Introduced**

During the year a **Civil Citations Manual** was distributed to the clerks of the district courts to assist in the assignment of statistical classifications of natures of suit at the time of the filing of a civil case. The Division eventually plans to utilize the Title and Section of the civil action for classification of cases rather than the more general classification now in use. A similar system was adopted for criminal offense reporting in 1976.

### **Juror Utilization**

The Division staff worked with other members of the AO to assist the district courts in improving their juror utilization. This was in response to the House of Representatives Report, No. 97-180, Committee on Appropriations, which expressed concern with the lack of improvement in juror utilization. It further recommended that every effort should be made to reduce the cost of unused jurors and the AO should collect statistics on first day use of jurors, as recommended by GAO.

The petit juror reporting form (JS-11) and instructions were revised to obtain jury activity on juror selection days since according to GAO most juror wastage occurred then. Division staff also participated at three Juror Seminars sponsored by the Federal Judicial Center.

The first statistics based on the revised reporting program appeared in the December 1982 issue of **Federal Judicial Workload Statistics** and covered the first six months of the new reporting program. Statistics for the full twelve months ended June 30, 1983 will be presented in this Annual Report.

As part of the effort to provide current data, beginning in July 1983, the JS-11 information will be entered into the AO computer. The automation of the jury data is expected to speed up the publication of the various jury tables which appear in this report, as well as the **Federal Judicial Workload Reports** and the report on **Grand and Petit Juror Service in U.S. District Courts**.

#### Publications

Currency in publications was reached this year when both the 1981 and 1982 **Federal Offenders in U.S. District Courts** were published. Also, for the second year, the **Sentences Imposed Chart** was published. This 1982 edition is available from the Government Printing Office. A companion publication for use with the **Sentences Imposed Chart** is the **U.S. Title and Code Criminal Offense Citations** revised in September 1982 which shows the maximum sentence that can be imposed by the district courts.

#### Statistical Services

The requests from the courts, the Congress, Executive Departments and Agencies and the public reached a new high. During the year, the Division instituted a questionnaire which is sent with responses for publication requests. The AO statistics are used principally for research, legal briefs, newspaper articles, text books, as well as special reports. A majority of the users found the information useful, current, and received in a reasonable amount of time.

#### Forecasting Future Judicial Workload

During the year, the Division discussed various prosecution policies with the Department of Justice as well as agencies involved in making complaints to the Department in an effort to improve on the estimates of future caseload. Since a high volume of agency investigations will eventually affect the Federal courts, the Department policy on such matters as the backlog of investigations of non-payment of student loans or educational benefits which the United States seeks to recover is an important factor in estimating future needs. These cases already impact on the civil filing caseload. In the criminal area the recent designation of Drug Task Forces is an example of information obtained from the Department that has resulted in increases in the forecasts of future criminal prosecutions in the district courts.

#### Quality Control

The Division, through actual review of statistical records received from the courts, on site reviews, and computerized edit procedures, continues to provide quality control of statistical data. This program assures comparability of information from year-to-year and from court to court.

#### SYSTEMS SERVICES DIVISION

##### Court Systems Branch

##### Activities Completed

- Responsibility for six operational Courtran systems was transferred to the Court Systems Branch during the year. The six applications are: Criminal, Index, Speedy Trial Accounting and Reporting System (STARS), Appellate Information Management System (AIMS), Central Violations Bureau (CVB), and the Electronic Mail System. Six programmers from the FJC transferred to Court Systems, joining six programmers who had previously been hired.
- A moderate amount of expansion of the Courtran systems was accomplished during the first half of the fiscal year. Twelve additional courts were added as CVB users through consolidating courts. Six courts were added as Index users; and three courts became full Criminal system users. Additional expansion has been delayed during the second half of the fiscal year because computer hardware resources are being used at full capacity.
- The Small and Medium Court Automation Project (SAMCAP) was initiated in October of 1982. Personnel from the FJC, Court Systems, other AO elements, and the targeted courts have been involved in this project. Functional specifications for five initial application systems were developed; a request for proposals for computer hardware was issued, and the FJC began to program the applications. Pilot court implementation is now targeted for fall of 1983.
- The Court Systems Branch recently took over responsibility for the Court Financial Management System project. A project plan was developed and is being implemented. The plan calls for initial operation of the system to begin in two courts at the end of 1983.
- Programming of an Index store-and-forward data collection facility for use on Xerox 820 microcomputers is in progress. This facility will be used by Bankruptcy courts that already have an 820. Installation and use of the facility in its first courts is scheduled for late summer of 1983.

- Development of a totally decentralized CVB system is near completion with initial installation already started in two districts.

#### **Activities Planned for Next Year**

- The Court Systems Branch plans to hire two programmer/analysts in fiscal year 1984 to work closely with the FJC Courtran Civil project team. Once these people gain familiarization with the application, responsibility for operational support of Civil will be assumed by the AO. This will complete the transfer of all computer systems which operate under the umbrella name of Courtran.
- In late summer 1983, branch personnel will begin training in the use of the Unix computer operating environment. This activity is designed to prepare them to work with FJC personnel in current and future projects involving the use of Unix and to accept responsibility for these projects as they become operational during 1984.
- In accord with the five-year automation plan developed with the FJC, Court Systems will work with other AO personnel, FJC personnel, and court representatives on the Large Metropolitan Court Automation Project (LAMCAP). The primary goal of this project will be to meet the targeted courts' automation needs. A major project requirement will be the provision of functional replacements for the existing Criminal, Civil, and Index Courtran systems. Activity in 1984 will center around the preparation of requirements documentation and hardware procurement material.
- After pilot implementation of the SAMCAP applications is successful, Court Systems personnel will take over operational responsibility for this project and install SAMCAP computers in a number of additional courts.

#### **Administrative Office Systems Branch**

#### **Activities Completed**

- An automated statistical reporting system for Magistrates was completed.
- Production of the INDEX reports for the Courts was transferred from the DEC-10 systems to the IBM systems.
- The centralized accounting system has been stabilized and processing is current.
- Extensive changes were made to the payroll system without degrading service or production.

- The AO assumed operational responsibility for the Bankruptcy Noticing project. The system, which was developed and operated under contract, was converted to run on the AO computers. The AO is now printing and mailing notices for the Districts of New Jersey and Kentucky, Eastern. Procurement of data entry equipment for the courts and the laser printer to allow the expansion of the system to additional courts is completed.

#### **Activities Undertaken and Still in Progress**

- Development of the new Organization/Personnel Database System continues. Due to a variety of other requirements the development was delayed. Implementation is now scheduled for the first and second quarters of fiscal year 1984.
- Due to the length of time required for procurement actions the Bankruptcy Noticing System extension was delayed. Extension is now planned to begin in September 1983.
- Development of a new Financial Management Database System was deferred pending determination of requirements by the Financial Management Division.
- Development of the Federal Probation Sentencing and Supervision Information System (FPSSIS) and Pretrial Services Agency (PSA) systems was begun.

#### **Activities Planned for Next Year**

- The Bankruptcy Noticing System will be extended to a total of 15 bankruptcy courts. Installation will be at the rate of one court per month.
- The FPSSIS system will be installed at the AO and the data entry operation for FPSSIS will be installed in the 30 largest probation offices.
- The new PSA system will be installed at the AO. Plans will be made to create a reporting mechanism similar to that for FPSSIS in those offices equipped with terminals connected to the AO.
- The Organization/Personnel Database System (OPDS) will be installed in the AO in two phases: the personnel portion in the first quarter of fiscal year 1984, and the payroll portion in the second quarter.

## Office Systems Branch

### Activities Completed

- Completed the preliminary phase of the work measurement study up-date of U.S. bankruptcy clerk's office staffing formula. Further activity is held in abeyance pending legislation which may impact the operation of clerks' offices.
- Completed a review of new or additional measurement criteria associated with bankruptcy clerk's offices.
- Completed eight on-site systems studies in U.S. district clerk's offices and U.S. bankruptcy clerk's offices.
- Completed the implementation and training for automated applications to provide notice, docket, and index card preparation using Xerox 820-II equipment systems in 15 bankruptcy courts.
- Completed the implementation of an automated case information management system in five U.S. district court clerk's offices. This system is supported by Xerox 820-II equipment systems and is the pilot application for the SAMCAP project presently under development by SSD and FJC.
- Completed a major program to provide a basic level of word processing to all appellate and district court judges.
- Processed 489 requests for word processing equipment, 236 requests for copier equipment purchases, 190 requests for mail handling equipment, 84 requests for micrographics equipment, and two requests for mechanized files equipment.
- Acquired standardized word processing systems permitting development of electronic mail systems for appellate opinion circulation in five circuits.
- Replaced 125 leased modems with purchased equipment, a projected savings of \$437,500 over the seven-year life of this equipment.
- The Office Systems Branch was transferred to the Systems Services Division to provide for consolidated management of technology.

### Activities Undertaken and Still Underway

- Plans are being developed to upgrade word processing systems for judges' chambers, to improve equipment capabilities, and to continue evaluation of the courts' automation needs.
- A work measurement study of the U.S. Probation Office of Ohio, Northern is in progress. The purpose of this study is to determine the impact of a Probation Information Management System (PIMS) on the probation offices by measurement of the pilot office prior to implementation of an automated system and then to measure again, after implementation of PIMS. Results of the studies will be used as a decision tool for future expansion of PIMS.
- Acquisition of office automation systems in the Ninth and Tenth Circuits — providing word processing and electronic mail along with other office automation capabilities — has begun and should be completed this fiscal year. This system will also be compatible with the decentralized Appellate Information Systems being developed by the FJC.
- Implementation of a point to point electronic mail system in the five circuits that acquired word processing systems has begun. A full mail system will be implemented by the end of this calendar year depending on the availability of computer resources.
- Plans for a four-year program to update the Judiciary's telephone systems — in light of deregulation and divestiture — have been developed. As a first step, a modern telephone system integrated voice and data communications is being acquired for the AO and FJC to coincide with the relocation planned later this calendar year.

### Activities Planned for Next Year

- An evaluation of the Xerox 820-II equipment system applications within the 15 bankruptcy clerk's offices will be conducted to determine the overall effectiveness of the project.
- The Branch plans on conducting 15 office systems studies of circuit, district, and bankruptcy clerk's offices and will implement the plan for upgrading judges' word processing equipment.
- There are plans to complete the work measurement study update of the bankruptcy clerk's offices if pending legislation is enacted.



- The word processing/electronic mail systems acquired for the Ninth and Tenth Circuits will be fully implemented, and office automation systems may also be acquired for large and medium sized district courts that have a concentration of judges in one location.
- A five-year telecommunications plan will be finalized in conjunction with the five-year automation plan which has been adopted, and acquisition of modern telephone systems for the courts will begin. Data communications will be acquired for the AO and FJC to coincide with the relocation planned later in 1983.

#### Combined Operations Branch

##### Activities Completed

- AO Computer Systems: The National Advanced Systems (NAS) 6130 computer system was replaced with a newer model 6620 in April. This system, with high speed options included on a trial basis, is proving to be quite reliable and much more powerful than the 6130.
- Courtran DECsystem-10 Equipment: Because of increasing telecommunications costs and decreasing hardware costs, the direction of the five-year automation plan was changed from centralized to decentralized data processing. Rather than awaiting replacement of the DECsystem-10 equipment in fiscal years 1984 and 1985, it was decided to extend the life of the present equipment by upgrading those parts of the central systems most likely to cause failures.

##### Activities Undertaken and Still in Progress

- AO Computer Systems: The disk and tape subsystems are being increased significantly in capacity during fiscal years 1983 through 1985 to keep pace with the increased workload imposed by the growth of the bankruptcy noticing project and by the transfer of the monthly Courtran index report production load from the DECsystem-10 computers.
- Courtran DECsystem-10 Equipment: The first phase of the semi-conductor memory units are being ordered and installation will take place in August 1983. After acceptance, the remaining units will be purchased for installation in fiscal year 1984.

#### Activities Planned for 1983 through 1984

- AO Computer Systems: Disk capacity will be further increased and a third computer system, an NAS 6120, is being acquired to ensure the ability to keep pace with the increasing workload imposed primarily by the bankruptcy noticing project.
- Courtran DECsystem-10 Equipment: Work will continue on extending the life of the DEC centralized equipment while decentralized systems are being developed and prototype equipment is procured. The following activities are planned:
  - Complete the purchase of the semi-conductor memory units, and replace another one-third of the older disk units with newer units.
  - Consolidate all of the DECsystem-10 computers to the courthouse computer room. This is expected to be possible due to the dramatic decrease in floor-space requirements of the semi-conductor memory from that required by the old core memory units. This will allow staffing of a third shift of operators with no increase in personnel.
  - Operating system software will be enhanced with the release of a new version which will increase performance of the equipment, allow better control of magnetic tape operations, and provide more complete usage accounting data.

#### ADMINISTRATIVE SERVICES DIVISION

##### Impact of Legislation

The workload associated with the acquisition, expansion and renovation/alteration of court facilities as a consequence of the passage of the Omnibus Judgeship Act and the Bankruptcy Reform Act remains large.

##### Activities During the Year Ended June 30, 1983

- At the direction of the Judicial Conference, arrangements were made to release to the General Services Administration (GSA) space at the following locations: Globe, Arizona; Fort Scott, Kansas; Littleton, New Hampshire; Miami, Oklahoma; and Americus, Georgia. The release of this space has resulted in a reduction in annual rental payments of \$150,000.



- The comments of the circuit judicial councils were obtained with regard to the **United States Courts Design Guide** and were provided, along with comments by the Space and Facilities Branch, to the Subcommittee on Judicial Improvements. The Subcommittee approved the Guide and submitted it to the Committee on Court Administration with a request that the Guide be formally adopted by the Judicial Conference.
- There are now 78 Federal Employee Health Units in which Judiciary employees participate.
- The Division is now providing consultant service to the courts with regard to the design and acquisition of sound systems used in courtrooms. This service is very cost effective and is being requested frequently.
- As a consequence of having negotiated with GSA on the cost of reimbursable projects and having monitored reimbursable work authorizations, expenditures of approximately \$529,000 were avoided.
- The courts frequently request interior decorator/design services. Heretofore, the AO has had to reimburse GSA for these services which are expensive. Recently, the Division has undertaken to provide the courts with these services and these efforts have proven to be very cost effective. For example, in one instance the work was accomplished for \$26,000 less than the cost that the project architect/engineer had established.
- The Records Management and Printing Branch worked with the Ad Hoc Committee to revise the records disposition program and schedules for the courts. The revised schedules were approved by the Judicial Conference and the Archivist of the U.S.; and they were printed and issued to the courts in December 1982.
- Implementation of the Judicial Conference resolution regarding the elimination of legal-size forms throughout the Federal Judiciary was completed. Many of the 180 forms and stencils which were downsized were redesigned to facilitate more efficient use and consolidated to eliminate duplication. For example, during this project, it was determined that the AO printed and stocked 17 versions of pleading papers and minute sheets. Two forms were then developed and implemented to replace these 17 versions at a savings of \$40,775.

- The AO entered into an interagency agreement with the Court of Appeals for the Federal Circuit to print their opinions at the Forestville facility. The first opinion was printed in October 1982. Since then, 75 opinions have been printed for the Court.
- Procedures were developed and implemented to process bankruptcy notices at the Forestville facility which began processing notices for the New Jersey and Kentucky, Eastern Bankruptcy Courts.
- A waiver was obtained for fiscal year 1984 to procure commercially the printing of slip opinions for the courts of appeals.
- A files review of all AO offices was conducted to determine space requirements for records to be transferred to 1750 Pennsylvania Avenue, N.W., when the AO relocates to this building. As part of this survey, the Division worked with various offices to identify temporary records which could be destroyed and permanent records which should be retained or transferred to the records center.
- As part of the Forms Management Program, the Division designed 97 new forms, revised 261 existing forms, reviewed and reprinted 998 forms, and canceled 92 forms. Canceling these obsolete forms resulted in a savings of \$61,613. In addition, assistance was provided to courts in designing and/or printing 998 local forms.
- Completed and submitted the **Annual Summary of Records Holdings** for records of the Judiciary to the National Archives and Records Service.
- In the Printing Management activity, the Division processed 6,714 requests for printing services, 702 requests for authorization for local printing and 1,126 requests for graphic services. By careful review, the Division reduced the printing requests which resulted in \$477,417 in postage and printing savings.
- The Printing and Distribution Facility produced 19,000,000 printed units; mailed 2,000,000 envelopes containing 2,800,000 publications, and 33,000 boxes containing forms and supplies. By improving procedures, systems, equipment, and inventory control, the facility reduced the average time required to fill forms requests from one month to one week; reduced the time required to distribute Supreme Court opinions; and improved the quality of in-house binding.

- The Lawbook Section has issued 9,366 purchase orders covering new lawbook material, or the renewal of existing lawbook subscriptions. Additionally, 2,647 letters from court officials asking the Section to transfer or cancel subscriptions have been processed. It is significant to note that a single letter from the courts can often address an entire library collection of a particular court official, and can require the Section to prepare as many as 10-12 letters to notify vendors to adjust their subscription records.
- The experimental program of having some lawbook purchase orders prepared locally, begun in 1981 with the Fourth Circuit Library, was extended over the past year to include all other circuit libraries. Training was provided by key personnel of the Lawbook Section. While these orders must still be sent to the AO for review, this procedure has expedited the acquisition of some lawbook material. The circuit librarian now has an advisory role in the lawbook selection process.
- A Lawbook Disposal Policy draft was submitted for review to the Court Librarians' User Group in November 1982. Much of the draft was used by the Group in fashioning an AO Excess Lawbook Disposal Policy which was then implemented on an experimental basis in December 1982. Delegating authority to circuit librarians to locally advise court officials on the disposition of excess lawbook property has reduced the time required to communicate lawbook disposal authorization to court officials. Provisions exist within the Policy for certain excess lawbook material to be transferred from one circuit to another; as such, the Policy supports the AO's mandate to first make an effort to transfer existing lawbook property within the Judiciary before purchasing new lawbook sets.
- The Contracting Section has awarded 711 contracts including a contract for Computer Assisted Legal Research.
- The Supplies and Equipment Section has processed 2,173 requests for equipment purchases. Through the selection of alternative equipment, \$155,311 has been saved.
- The inventory of lawbooks has been automated, as have the AO's furniture inventory, and the courts' copier and word processing equipment inventories. For the first time essential information can be retrieved quickly. Consequently, the analysis of records vital to the proper management of these resources is now possible.

- The Supplies and Equipment Section has been restructured, consolidating procurement and property management functions for supplies, equipment and furniture in one section with one management control. In addition, primary responsibility for processing requests for copiers, micrographic, mail-handling and word processing equipment has been transferred from the Office Systems Branch to the Supplies and Equipment Section. These changes have eliminated over-lapping responsibilities, have provided a single contact point for the courts thereby enabling more efficient and quicker service, and have streamlined the management requirements for these resources.
- New guidelines for the procurement and management of furniture were published in the **Guide to Judiciary Policies and Procedures**.

#### PERSONNEL

During the twelve month period ended June 30, 1983, the Division of Personnel accomplished the following:

- In conjunction with the Probation Division, developed and circulated new standards for specialized probation officer positions, including drug and alcohol treatment specialists; mental health treatment specialists; and specialized senior probation officers.
- Developed and circulated standards for positions in the circuit clerks' offices which are not yet implemented and awaiting budget approval.
- Division reorganized to incorporate the payroll function.
- Continuing projects include revision of portions of the Judiciary Salary Plan as needed; updating the Judges' Manual; writing the Personnel Chapter of the **Guide to Judiciary Policies and Procedures**; providing support to the Subcommittee on Supporting Personnel; and providing information and answering questions on health and life insurance and on the new law bringing Federal officers and employees under the provisions of the Medicare System.

Table 21 shows personnel in the Federal Judiciary as of June 30, 1983. Table 22 reflects participation in the Judicial Survivor's Annuities System and Table 23 is a comparative statement of receipts, disbursements, and balances in the fund of the System. Table 24 reflects investment holdings in the System as of June 30, 1983.

Table 21  
Personnel in the Federal Judiciary  
On June 30, 1982 and 1983

Personnel	1982	1983
<b>Total Personnel</b>	<b>15,278</b>	<b>16,139</b>
<b>Judges:</b>		
Circuit	124	140
District	496	482
National Courts	19	27*
Territorial Courts	4	4
Retired - Resigned	228	248
<b>Total</b>	<b>871</b>	<b>901</b>
Circuit executives	11	11
Staff to circuit executives	32	45
District executives	2	3
Staff to district executives	3	3
Secretaries to judges	759	807
Secretaries to retired judges	197	202
Court secretaries and other court staff	60	51
Law clerks to judges	1,359	1,408
Law clerks to retired judges	277	286
Senior staff attorneys	10	12
Supervisory staff attorneys	6	11
Staff attorneys	88	108
Total personnel for clerks' offices	3,012	3,467
<b>Total</b>	<b>5,816</b>	<b>6,414</b>
<b>Members of Probation staffs:</b>		
Probation officers	1,637	1,574
Probation officer assistants	40	40
Pretrial services officers	68	71
Clerks	1,074	1,077
<b>Total</b>	<b>2,819</b>	<b>2,762</b>
<b>Members of Bankruptcy staffs:</b>		
Judges	236	243
Secretaries to Bankruptcy judges	221	209
Law clerks to Bankruptcy judges	210	240
Clerks	1,985	2,253
<b>Total</b>	<b>2,640</b>	<b>2,957</b>
U.S. Magistrates	485	435
Secretaries to Magistrates	211	223
Legal assistants to Magistrates	108	146
Clerical assistants to Magistrates	119	99
Federal Public Defenders and Assistants	146	152
Staff to Federal Public Defenders	159	181
Court criers	61	63
Court reporters	533	559
Court reporters - secretaries	1	1
Supporting personnel of the national courts	232	163
Miscellaneous personnel in the District of Columbia	2	2
Messengers	1	5
Librarians	109	131*
Nurses	1	1
Court interpreters	29	28
Temporary Emergency Court of Appeals	4	4
Members of the staff of the Administrative Office	510	531
Members of the Staff of the Federal Judicial Center	98	106
Members of the Judicial Panel on Multidistrict Litigation	10	9
Jury Commissioner's staff	4	4
Speedy Trial Planning Group		
Reporters and staff	50	45
Land Commissioners	212	185
Jury Commissioners	38	32
<b>Total</b>	<b>3,132</b>	<b>3,105</b>

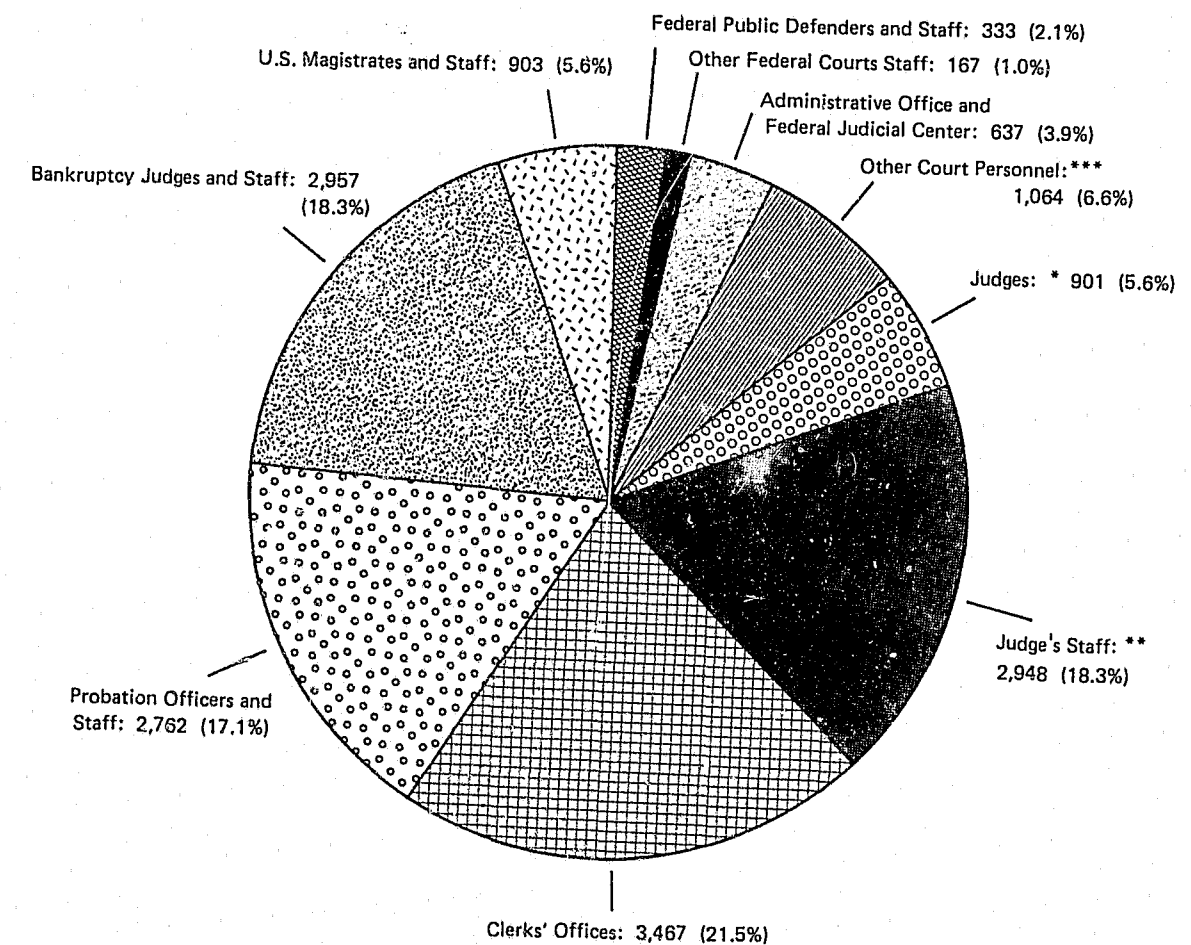
\* This figure includes the nine judges from the Court of International Trade (Article III), however, it is a National Court.

# UNITED STATES COURTS

## PERSONNEL IN THE U.S. JUDICIARY

ON JUNE 30, 1983

TOTAL PERSONNEL: 16,139



\* Circuit, District and Other Federal Court Judges.  
 \*\* Secretaries, Law Clerks, and Clerks for Circuit and District Judges.  
 \*\*\* Circuit Executives, Court and Speedy Trial Reporters, Interpreters, and Librarians.

Note: Excludes U.S. Supreme Court.

Table 22  
U.S. District Courts  
Judicial Survivors' Annuities System  
Comparative Statement of Judicial Participation  
And the Number of Survivor Annuitants  
During the Twelve Month Periods Ended  
June 30, 1976 through 1983

Year	Judicial Officials			Survivor Annuitants	
	On the Roll	Participating	Percentage	Number*	Average Annuity
1976 ...	669	603	90	177	7,133
1977 ...	672	598	89	180	9,892
1978 ...	690	608	88	183	10,046
1979 ...	709	613	86	192	10,368
1980 ...	814	667	82	197	10,673
1981 ...	838	683	82	195	11,156
1982 ...	875	687	79	197	12,197
1983 ...	889	680	77	198	12,862

\* Spouses only. As of June 30, 1982, there were 11 children receiving an annuity; as of June 30, 1983, there were 10 children receiving an annuity.

Table 23  
U.S. District Courts  
Judicial Survivors' Annuities System  
Comparative Statement of Receipts, Disbursements,  
And Balances in the Judicial Survivors' Annuities Fund  
During the Twelve Month Periods Ended June 30, 1976 through 1983  
(In Thousands of Dollars)

Judicial Survivors' Annuities Fund	1976	1977	1978	1979	1980	1981	1982	1983
<b>Balance July 1:</b>								
Investments (face amount) .....	\$9,956	\$10,691	\$39,887	\$44,292	\$49,195	\$56,076	\$63,387	\$71,069
Undisbursed balance .....	-71	56	337	122	69	370	176	185
Balance July 1 .....	9,885	10,747	40,224	44,414	49,264	56,446	63,563	71,254
<b>Receipts:</b>								
Direct appropriation (P.L. 95-26) .....	-	31,100	-	-	-	616	-	-
Salary deductions .....	774	1,019	1,501	1,517	1,716	1,889	2,485	2,237
Agency contributions .....	774	1,019	1,501	1,517	1,716	1,889	2,485	2,237
Service credit payments .....	15	93	49	91	63	19	20	15
Interest on investments .....	652	699	3,291	3,614	4,716	4,053	6,031	6,939
Discounts on investments (net) .....	-7	-1,783	-151	317	1,193	983	-343	-1,374
Repayments of accrued interest .....	-	-	-	-	-	-	-	-
Total receipts .....	2,209	32,148	6,192	7,056	9,404	9,449	10,678	10,054
<b>Disbursements:</b>								
Payments to annuitants .....	1,211	1,515	1,816	1,974	2,095	2,175	2,502	2,557
Death claims .....	83	24	1	32	-	4	52	32
Refunds .....	35	477	112	130	35	38	27	77
Accrued interest purchases .....	18	655	72	70	91	115	406	246
Total disbursements .....	1,347	2,671	2,002	2,206	2,221	2,332	2,987	2,912
<b>Balance June 30:</b>								
Investments (face amount) .....	10,691	39,887	44,292	49,195	56,076	63,387	71,069	78,171
Undisbursed balance .....	56	337	122	69	370	176	185	225
Balance June 30 .....	10,747	40,224	44,414	49,264	56,446	63,563	71,254	78,396

Table 24  
U.S. District Courts  
Judicial Survivors' Annuity Fund  
Investment Holdings as of June 30, 1983

Interest Rate	Type of Investment	Par Amount
4-1/4 percent	U.S. Treasury Bonds 05/15/75-85 .....	\$ 755,000
6-3/8 percent	U.S. Treasury Bonds 08/15/84 .....	416,000
6-1/8 percent	U.S. Treasury Bonds 11/15/86 .....	239,000
4-1/4 percent	U.S. Treasury Bonds 08/15/87-92 .....	722,000
4-1/8 percent	U.S. Treasury Bonds 05/15/89-94 .....	167,000
3-1/2 percent	U.S. Treasury Bonds 02/15/90 .....	188,500
6-3/4 percent	U.S. Treasury Bonds 02/15/93 .....	281,000
7-1/2 percent	U.S. Treasury Bonds 08/15/93 .....	1,054,000
8-1/2 percent	U.S. Treasury Bonds 05/15/94-99 .....	1,738,000
3 percent	U.S. Treasury Bonds 02/15/95 .....	51,000
7 percent	U.S. Treasury Bonds 05/15/93-98 .....	195,000
3-1/2 percent	U.S. Treasury Bonds 11/15/98 .....	113,500
7-1/4 percent	MK Bonds 08/15/92 .....	693,000
8-1/2 percent	MK Bonds 05/15/94-99 .....	2,571,000
8-3/8 percent	MK Bonds 08/15/95-00 .....	46,552,000
8 percent	MK Bonds 08/15/96-01 .....	222,000
8-1/4 percent	MK Bonds 05/15/00-05 .....	1,144,000
7-7/8 percent	MK Bonds 02/15/95-00 .....	101,000
7-5/8 percent	MK Bonds 02/15/02-07 .....	550,000
11-3/4 percent	MK Bonds 02/15/01 .....	2,676,000
11-3/4 percent	MK Bonds 02/15/05-10 .....	866,000
13-1/8 percent	MK Bonds 5/15/01 .....	1,480,000
13-3/8 percent	MK Bonds 8/15/01 .....	3,134,000
15-3/4 percent	MK Bonds 11/15/01 .....	6,964,000
14-1/4 percent	MK Bonds 2/15/02 .....	3,342,000
10-3/4 percent	MK Bonds 2/15/03 .....	1,956,000
<b>Total Investment Holdings (Par Value) .....</b>		<b>\$78,171,000</b>

## LIBRARY AND LEGAL RESEARCH SERVICES

During the year this office monitored the Computer Assisted Legal Research System changeover from LEXIS to WESTLAW. There are now 45 terminals in Circuit and district courts. The office also conducted the JURIS Automated Legal Research Pilot Project in four courts. Special projects included the development of the **Library Procedures Manual** for the Federal Court library program, the **Legislative History Reference Guide**, and the Office's Development Source Documents from 1978 to date.

COURT INTERPRETERS PROGRAM

Since July 1, 1982, the Court Interpreters Program complete the third cycle of certification testing for Spanish/English interpreters. The oral portion was administered to 331 candidates. Of these 26 were successful and certified. A list of all certified interpreter was issued in December 1982.

The staff continued its research for developing a certification program for Navaho.

The staff have informally assisted five official and unofficial state and local groups interested in upgrading or developing interpreting services in their courts.

Interpreters were used in 47 languages in Federal courts this year. A review of the use of interpreters shows the following in terms of docketable events in the courts during the year.

As Reported By District Courts		As Reported By District Courts	
Language	Number of Times Used	Language	Number of Times Used
Spanish .....	30,372	Tagalog .....	8
Serbo-Croatian ..	341	Dutch .....	6
Haitian Creole ..	327	Czech .....	4
French .....	165	Filipino .....	4
Urdu .....	155	Hmong .....	4
Chinese .....	131	Rumanian .....	4
Chamorro .....	75	Indonesian .....	3
Thai .....	72	Polish .....	3
Korean .....	67	Finnish .....	2
Armenian .....	62	Latvian .....	2
Japanese .....	61	Swedish .....	2
Russian .....	56	Calabrese .....	1
Navaho .....	53	Chaldean .....	1
Italian .....	47	Guamaynese .....	1
Sicilian .....	43	Neapolitan .....	1
Arabic .....	40	Persian .....	1
Greek .....	37	Pima .....	1
Portuguese .....	37	Sioux Lakota ...	1
German .....	28	Yiddish .....	1
Apache .....	26		
Hebrew .....	23		
Hindoustani ....	18	As reported by Bankruptcy Courts	
Sign .....	18	Spanish .....	34
Farsi .....	17	Sign .....	3
Vietnamese ....	17	German .....	1
Hungarian .....	15	Italian .....	1
Punjabi .....	10	Russian .....	1
Turkish .....	10		

OFFICE OF MANAGEMENT REVIEW

During the Congressional budget hearings in the House of Representatives in the spring of 1983, the members continued to express their concern and interest in the Judiciary's taking a more active role in overseeing the administration of the Federal courts. Pursuant to the interest of the Appropriations Committees and the Judiciary Committees of both houses of Congress, and the interest of the Judicial Conference in identifying problems quickly and targeting appropriate resources to resolve such problems, the Office of Management Review was reorganized. Full-scale field operations under the recently reorganized operational format started during fiscal year 1982.

Pursuant to the authority of the Judicial Conference under Chapter 15, and the authority of the Director of the AO under Chapter 41 of Title 28 U.S.C., the Office of Management Review performs the function of inspecting and auditing the administration and fiscal accountability of the Federal courts. In doing so, this Office acts as a representative of the Judicial Conference (1973 September Judicial Conference proceedings) and as an independent reviewing agent of the Director. The Office also serves the Judicial Conference and the Director in identifying, evaluating, documenting, and reporting problems to the appropriate responsible officials: the courts of the United States reviewed, the Judicial Councils of the Circuits, the AO, the FJC, and the Judicial Conference. This Office reports directly to the Director and through him to the Chief Justice of the U.S. as Presiding Officer of the Judicial Conference.

The audits include a review and appraisal of the nature and extent of compliance with applicable statutes, regulations, policies, plans and procedures; management controls over operations and resources; reliability of statistical data and reports; the integrity of a court's financial records; and the adequacy of a court's internal controls. The examination procedures are directed toward improving the economy and efficiency of a court's operation and identifying changes needed to bring about increased effectiveness at minimum cost.

The Office's primary function is to conduct management and financial audits of the Federal courts on a systematic and recurring basis. Currently, the Office is projecting a 2.7-year audit cycle for financial audits for each of the 201 district, bankruptcy and specialized Federal courts. Management audits will occur at much more widely separated intervals. In addition, the Office performs audits when there is a change of clerk, when a court so requests, and in response to AO and FJC program needs. Since the reorganization of the functional responsibilities and the creation of the Office of Management Review in September 1981, the Office has issued a total of 245 audit reports through June 30, 1983. The reports issued include audits of the U.S. courts of appeals and clerks' offices, the circuit executives' offices, the U.S. district courts and clerks' offices, the district court executive offices, U.S. probation offices, U.S. magistrates, U.S. bankruptcy



courts and clerks' offices, and court reporters, in addition to the special courts such as the U.S. Claims Court, U.S. Court of Appeals for the Federal Circuit, U.S. Court of International Trade and the Temporary Emergency Court of Appeals.

The Office issued 137 separate audit reports during the 12 month period ended June 30, 1983 (76 financial, 23 management, and 38 court reporter). There were an additional 31 audit reports in process as of June 30, 1983. Report production time, exclusive of time spent in the courts auditing, is approximately eight weeks. Audit reports were produced at an average of 11.5 per month. Any increase in the total number of financial, management, and court reporter audits initiated by this Office will continue to be limited by available resources including both personnel and travel funds.

The problems identified in the audit reports have been addressed routinely by the courts, the judicial councils of the circuits, the AO, and the FJC. There have also been a significant number of matters identified through the audits which have been documented and referred to the Judicial Conference for policy consideration, to the judicial councils for action under Title 28 U.S.C. Sections 332(d) and 372(c), and to the Department of Justice for criminal investigation.

#### **U.S. MAGISTRATES**

U.S. magistrates continued to play an integral role in disposing of the cases filed in the district courts. The growing role and increasing importance of the Federal magistrates system is reflected in part by the fact that the Judicial Conference expanded the number of authorized full-time magistrate positions (from 223 to 238) and reduced the number of part-time positions from (241 to 225). These figures reveal the continued movement toward the system of full-time judicial officers envisioned by the Congress to assist the courts in handling their growing caseloads and are indicative of the continued development and maturation of the system.

During the year, the Division of Magistrates continued to administer the Federal magistrates system. Below is a summary of the duties of the Division and the various accomplishments during the past year.

#### **Legal Manual for U.S. Magistrates**

In accordance with Title 28 U.S.C. 604(d)(4), the staff prepared and distributed several new chapters of the **Legal Manual**. The manual is a legal treatise on substantive and procedural law pertaining to magistrates, including the jurisdiction and authority of magistrates, preliminary felony procedures, civil and criminal pretrial procedure, sentencing, probation, and other judicial proceedings. During the year, sections were completed on "The United States Magistrate in the Federal Court System", "The History of the Federal Magistrate System", "Legislative History of the Federal Magistrates Act", and suggested checklists for use during judicial proceedings. In addition, a thoroughly revised chapter on "Search Warrants" was issued.

#### **Legal, Administrative, and Policy Advice to the Judicial Conference**

The staff serves as counsel to the Committee on the Administration of the Federal Magistrates System of the Judicial Conference. During the year, this role required the Division to provide advice and prepare written agenda reports and recommendations on all aspects of the administration of the magistrates system, including legislation, GAO studies, Federal rules of procedure, jurisdictional developments, conflicts of interest, legal forms, regulations of the Director, legal assistant positions, support services, and the salary structure for magistrates. In this connection, the Division: (1) advised the Magistrates Committee on GAO studies affecting the Federal magistrates system; and (2) prepared a new and more comprehensive package for use by the Committee in reviewing magistrate legal assistant requests. The Division also assisted in the preparation of testimony and correspondence for the members of the Committee and prepared the Committee's Reports to the Judicial Conference. The Division also implemented actions of the Committee and the Judicial Conference taken during the year.

#### **Legal, Administrative, and Policy Advice to Administrative Office, Court, and Other Government Officials**

The Magistrates Division continued to provide advice and conduct legal and policy research in response to inquiries of AO officials, judges, magistrates, circuit executives, clerks of court, members of Congress, and Executive agencies regarding the jurisdiction and use of magistrates, regulations of the Director and the Judicial Conference, and other aspects of the administration of the Federal magistrates system.

#### **Legislation and Civil and Criminal Rules of Procedure**

The staff reviewed proposed legislation and Federal rules of procedure, prepared position papers for the Director and the Magistrates Committee, recommended legislative and rule-making changes, and drafted statutory language and supporting analyses. These responsibilities included all proposed or enacted jurisdictional, administrative, civil and criminal legislation and rules affecting the magistrates system.

In particular, the Division reviewed and commented on proposed **Federal Rules of Civil Procedure** 72 through 76 which pertain exclusively to proceedings held before magistrates, Rule 16 which deals with pretrial procedure, and pending legislation on bankruptcy and sentencing reform. The staff also advised the Conference on proposed legislation to limit the jurisdiction of magistrates in habeas corpus cases.

The Division drafted statutory language on matters affecting magistrates, such as the salary setting mechanism, retirement systems, the recall of retired magistrates to active service, age limitations on magistrate service, and qualification requirements for magistrates.



### Surveys of Magistrate Positions

Pursuant to Title 28 U.S.C. 633(b), the Division provided the district courts, circuit councils, and the Judicial Conference with recommendations concerning the number of full-time and part-time magistrate positions, their respective salaries and locations, and other arrangements. In so doing, the staff conducted studies which required legal, statistical, and management analysis.

In the past year, the Division issued 80 reports concerning the needs in the district courts for existing or expanded magistrate services. In addition, a special study was conducted to determine the continued need and appropriate salaries of 80 part-time magistrate positions at the lowest standard salary levels. This project will result in numerous changes in low salaried part-time magistrate positions.

#### Management Assistance for the Administration of the Federal Magistrates System

The Division continued to perform its functions in providing day-to-day administration for the Federal magistrates system. In this capacity it allocated courtroom and clerical staff positions for magistrates and conducted procedural studies of magistrates' offices. The Division also assisted in the development and review of policies of the AO regarding magistrate support service requirements and revised the Administrative Manual for magistrates. The staff assisted newly-appointed full-time and part-time magistrates in establishing their offices. It also provided procedural and management advice to judges, magistrates, clerks of court, and other officials regarding the administration of the Federal magistrates system.

#### Administration of the Magistrates Statistical System

In order to fully comply with Title 28 U.S.C. 604(d)(3), the Division continued to refine and operate the automated magistrate statistical system. During the year, approximately 5,000 individual statistical reports were received, analyzed, and tabulated by the Division. Much of the data collected is included in this report. The statistical data has also been provided to the Magistrates Committee, officials in the AO, courts, and other government officials.

#### Appointment Procedures and Regulations

The Division continued to administer and monitor the magistrate merit selection and appointment process to ensure compliance with the procedures mandated by the Federal Magistrate Act of 1979 and the regulations promulgated by the Judicial Conference. During the twelve month period ended June 30, 1983, there were 14 new full-time magistrates appointed and 7 full-time magistrates re-appointed to new terms in office under the merit selection procedures. During the same period, 14 individuals were appointed to part-time magistrate positions and 79 part-time magistrates were re-appointed to their positions.

Among the new appointments made during the year, the average age of the full-time appointees was 48, and that of the new part-time magistrates was 38. New full-time magistrates had been admitted to the bar for an average of 18 years, and new part-time magistrates for an average of 10 years. Of the new full-time magistrates, four had prior experience as part-time magistrates, one served as a state judge, five were appointed to the bench after having served as Federal government attorneys, and four had been in private practice.

Table 25  
U.S. District Courts  
U.S. Magistrate Positions  
Authorized by the Judicial Conference  
1970 through 1983

Year	Total	Full-Time	Part-Time	Combination
1970 Spring ...	518	61	449	8
Fall .....	542	82	449	11
1971 Spring ...	546	83	450	13
Fall .....	558	88	455	15
1972 Spring ...	561	90	455	16
Fall .....	572	103	452	17
1973 Spring ...	567	103	447	17
Fall .....	542	112	414	16
1974 Spring ...	541	112	411	18
Fall .....	482	130	336	16
1975 Spring ...	487	133	337	17
Fall .....	482	143	322	17
1976 Spring ...	482	150	316	16
Fall .....	483	159	306	18
1977 Spring ...	487	164	305	18
Fall .....	484	166	300	18
1978 Spring ...	487	176	290	21
Fall .....	486	187	278	21
1979 Spring ...	488	196	271	21
Fall .....	485	201	264	20
1980 Spring ...	488	204	263	21
Fall .....	495	210	263	22
1981 Spring ...	490	217	253	20
Fall .....	489	219	250	20
1982 Spring ...	483	223	241	19
Fall .....	482	228	238	16
1983 Spring ...	476	238	225	13

## CLERKS DIVISION

The Clerks Division serves as the liaison between the AO and the clerks of the district and circuit courts. Some of the significant projects of the Division for this year are in the following areas: juror usage, civil case management, automation, the pro se law clerk program, and allocation of positions to clerks offices, including the implementation of the work measurement formula. In addition, the Clerks Division is involved in ongoing projects, such as the Information and Management Bulletin and the District Court Local Rules Index. Some of the significant projects are described below.

### Juror Usage

The Clerks Division, working with the special assistant for jury matters and the General Counsel's Office, is the focal point for efforts to improve juror usage in the district courts. The Division has concentrated efforts in three areas: (1) providing management information to the Judicial Conference committees, the circuit executives, and the district courts; (2) organizing and supporting training efforts of clerks and jury clerks at the circuit and national levels; and (3) providing management assistance to the courts for improvement of their juror management systems through analyses of their procedures by on-site visits and review of the JS-11 reports submitted by the courts. Working through the Clerks Division, the Clerks Committee on Jury has played an instrumental role in juror management, including producing a training manual for jury deputies, proposing improvements for the collection of jury statistics, and making suggestions for improvement in a number of juror management areas. As a result of these efforts and those of the district courts themselves, juror usage continues to improve resulting in a substantial savings to the judiciary.

### Civil Case Management

In March, 1982, the Judicial Conference directed the AO to study and make available information on case management practices. In response to this request, the Clerks Division and the FJC have conducted seven workshops on district court civil case management which were attended by judges, magistrates, clerks of court, and courtroom deputies. The primary objectives of these workshops were to define general principles of effective and efficient case management and to identify and document successful case management systems. The seminars have provided the participants with many practical suggestions for improvement in calendar management, and many courts have already implemented changes in procedures. For example, at least nine courts which were represented at the seminars subsequently adopted local rules providing for the non-filing of undisputed discovery material. The result is a substantial savings of time and space for the clerks' offices and a reduction in costs to the litigants. (One court estimated that the new rule would reduce the number of pleadings filed with the clerk by approximately 40,000 per year.) In addition to the seminars, the Clerks Division has established and is working with the clerks' committee which is in the process of developing a paper describing calendar management procedures and practices.

### Prisoner Litigation

The Clerks Division administers and monitors the pro se law clerk program. This program provides an additional law clerk to courts with heavy prisoner civil caseloads to consolidate the processing of these cases thereby eliminating problems of duplicate research and filings. This year 15 new pro se law clerk positions have been allocated, based on criteria developed from Judicial Conference guidelines and from a review of the experiences of existing pro se law clerk programs. The Division has offered assistance to the courts in establishing new prisoner pro se programs and has continued to act for all courts as a clearinghouse for forms, procedures, and other relevant information in the prisoner litigation area.

### Allocation of Positions

This year the Clerks Division applied the new work measurement formulas for district courts in making its allocations of district court deputy clerk positions. Although the new allocation formulas are a great improvement over the previously used 100/1 ratio, further refinement is necessary. For example, currently no explicit credit is given in the new formulas for the work associated with senior judges. There are other areas where the new formulas simply do not provide the proper staffing credit and further study is required.

Because of the wide variety of case types filed in the district courts, and the constantly changing mix of the number of each different type being filed over time, it is necessary to weight certain case types to avoid providing more people than necessary to particular courts. Of most importance are student loan and veterans overpayments cases which generally require less effort in clerks' offices than the average cases. Because of the large numbers of these cases now being filed in most district courts, a weighting system has been developed which enables the Division to estimate the manpower needs of the courts more accurately.

### Local Rules Index

The **District Court Local Rules Index**, developed by the Clerks Division, enables it to identify rules dealing with a specific subject matter readily. Since its development in 1980, the Division has responded to over 110 requests for information in such areas as attorney admissions, attorney discipline, sanctions, discovery limitations, non-filing of discovery, and taxation of costs. The Index has been particularly helpful in conjunction with the civil case management project, allowing the Division to provide samples of rules oriented toward strong case management to interested courts. The Index has also enabled the Division to assist a court in the complete revision of its local rules.

## PROBATION

### Pretrial Services

The Pretrial Services Act of 1982, passed September 27, 1982, requires that the Director, under the supervision of the Judicial Conference, establish pretrial services in each judicial district other than the District of Columbia.

The Act provides that, for an 18-month period following enactment, any pretrial services beyond the existing ten demonstration districts are to be provided under the supervision of the chief probation officers, using existing probation resources, with no authority for additional appropriations. The Act also specifically authorizes appropriations necessary to continue pretrial services in the ten demonstration districts for a period of 18 months.

After the 18 month period pretrial services may be provided by existing probation offices, or under supervision of a chief pretrial services officer. The district court initially determines the type of organization to be used - either probation office or pretrial services office. If the district court and circuit council concur, a pretrial services office under Title 18 U.S.C. Section 3152(b) may be established. The Act expressly authorizes additional appropriations to support the pretrial services offices. The additional staff that will be needed is being sought through an amendment to the 1984 appropriation request. Since the Division does not know the final determinations of the district courts, a request has been submitted to cover the staffing needs regardless of the form of organization chosen by the courts. Nationally, the cost of establishing pretrial services is essentially the same regardless of the method selected.

The major provisions of pretrial services include the following:

- Prepare verified prebail reports for judicial officers on all individuals charged with an offense prior to the release hearing;
- Review and modify bail reports and recommendations;
- Supervise persons released to its custody;
- Operate or contract for facilities for the custody and care of persons released including temporary residence, treatment for alcohol and drug abuse, and counseling;
- Inform the court and U.S. attorney of all violations of conditions of release or danger to any other person or the community;
- Serve as coordinator for other local agencies which can provide similar services;
- Assist persons released in securing supportive services;

- Prepare in cooperation with the U.S. marshal and the U.S. attorney pretrial detention reports;
- Collect information, evaluate bail activities and prepare reports to improve the bail process; and
- Provide reports to U.S. attorneys for diversion purposes and supervise persons diverted under an agreement with the U.S. attorney.

### General Activities

The Pretrial Services Branch of the Probation Division has completed a number of tasks related to establishing pretrial services throughout the district courts. The staff has revised the operational manual so that it is consistent with the Pretrial Services Act and incorporates practical lessons learned by the ten pilot pretrial services agencies created under the Speedy Trial Act. A draft copy has been distributed to the field. With assistance from the General Counsel's Office of the AO, the Pretrial Services Branch has also prepared and distributed the statutorily mandated confidentiality regulations which control the use of pretrial services information.

Members of the Pretrial Services Branch have also met with the annual conference of the Federal Public and Community Defenders, the Attorney General's Advisory Committee, the U.S. Marshal's Service, and representatives of the Bureau of Prisons, on matters relating to implementation of the Act.

To comply with the statutory requirements to "develop and implement a system to monitor and evaluate bail activities, provide information to judicial officers on the results of bail decisions, and prepare periodic reports to assist in the improvement of the bail process," new statistical reporting procedures have been developed and were implemented on July 1, 1983.

An assessment has begun of each individual district to determine the needs of pretrial services and the resources that will be required to provide the services. The present schedule calls for the assessments to be completed and available to each district court and the Judicial Conference, prior to the March 1984 meeting of the Conference.

### Training

A series of five regional training seminars was held for chief probation officers to acquaint them with pretrial services functions required by the Act. With the assistance of the FJC, technical training in pretrial services was arranged for all probation officers. As of June 30, 1983, training had been provided in 58 of the 84 districts and the remaining 26 are scheduled to be completed by September 30, 1983. In a number of districts, training sessions were attended by members of the judiciary, law enforcement officers, prosecutors, public defenders, and U.S. marshals.

## Statistics

Most of the districts reported little pretrial services activities during the twelve month period ended June 30, 1983. Many of the districts had not established pretrial services by June 30 or established services sometime during the year. Only 11 districts were operational for the full twelve month period: the 10 demonstration districts and the Southern District of Florida, which had an emergency pretrial services program established in February 1982.

During the year, pretrial services organizations interviewed 15,050 defendants, 12,417 of which were interviewed before the initial bail hearing. Slightly more than 40.0 percent of those interviewed were released to pretrial services supervision at the initial bail hearing. For those interviewed, initial money bail was set for 46.0 percent of the defendants, non-money bail was set for 50.2 percent, and bail was not set at the initial appearance for the remaining 3.8 percent.

Of the total 15,050 defendants interviewed, the ten demonstration districts accounted for 8,648 or 57.5 percent. The emergency pretrial services operation in the Southern District of Florida accounted for an additional 1,325 interviews or 8.8 percent of the total.

Statistics on pretrial services for the twelve month period ended June 30, 1983, are shown in Appendix Table H-1, by district. The following table summarizes pretrial services activities nationwide:

Summary of Defendants Interviewed by Pretrial Services  
During the Year Ended June 30, 1983

Category	Number	Percent
<b>Total</b> .....	15,050	100.0
Type of Interview:		
Pre-bail .....	12,417	82.5
Post-bail .....	1,965	13.1
Refused/other .....	668	4.4
Type of Bail:		
Personal recognizance .....	2,778	18.5
Unsecured bond .....	4,768	31.7
Ten percent bond .....	878	5.8
Surety bond .....	5,465	36.3
Collateral bond .....	594	3.9
Bail not set .....	567	3.8
Total released to PSA supervision at the initial bail hearing .....	6,056	40.2

## Federal Probation Sentencing and Supervision Information System

In order to meet the immediate need for improved sentencing data to aid sentencing judges and probation officers, the AO is implementing the Federal Probation Sentencing and Supervision Information System (FPSIS). The data collection process began in probation offices in July 1983.

The system will rely upon expanded versions of the Probation Form 3 and also upon a 58 item worksheet. The worksheet is to be completed by the probation officer who wrote the presentence investigation report or the officer assigned to supervise the case, if no presentence investigation was completed. Clerical staff will code the information from the worksheet onto modified versions of the Probation Form 3. The Probation Form 3 will be forwarded to the AO for computer processing.

The information sought is of three general categories: (1) offender and offense characteristics as well as sentencing information to be collected at the time of sentencing; (2) supervision status changes, if any, to be collected during supervision; and (3) supervision adjustment or outcome information to be collected at the close of supervision.

Reports will be provided to each district which will permit comparisons of sentences imposed for similar offenses and offenders of similar characteristics. These district reports, along with national summaries, will be published by the AO approximately every seven months.

These data will also be used in evaluating the effectiveness of supervision by comparing offender and sentencing data with supervision adjustment and outcome. Such evaluations are expected to provide guidance to judges in imposing future sentences.

## Drug Aftercare

Nearing completion of the fourth year of operation, the drug aftercare program provides drug treatment services to nearly 4,500 drug dependent Federal offenders. The program is administered by the AO through its Probation Division, as provided by the Contract Services for Drug Dependent Federal Offenders Act of 1978 (Title 18 U.S.C. 3651). For the current fiscal year, nearly all of the \$4 million appropriated by Congress for the program was obligated to over 235 treatment and urinalysis contractors with anticipated expenditures for the fiscal year of nearly 80 percent of that amount. The contractors provided drug treatment and urinalysis services for drug dependent Federal offenders under supervision of the probation system. As of March 1983, there were 2,107 Federal offenders receiving contract treatment services with 2,372 drug dependent offenders receiving non-contract services from community treatment agencies and probation staff.



Anticipating passage of legislation that will extend the 1978 Act through fiscal year 1986, the Probation Division has committed monies to the districts for treatment services for the forthcoming fiscal year. As in the past, the balance of funds will be used for urinalysis services, a second phase of an evaluation of the drug aftercare program by the FJC, and a reserve fund for treatment and urinalysis services.

On May 9, 1983 the House of Representatives passed H.R. 2173 to extend the drug aftercare program for an additional three years. Pending in the Senate, it is anticipated that H.R. 2173 will be approved and the program extended. H.R. 2173 was introduced following the veto of H.R. 3963, a similar bill introduced in the last session of Congress to extend the aftercare program through fiscal year 1985. The Presidential veto followed several amendments to the original bill that the White House found unacceptable. With no authorization to continue the program, the Director ordered that all aftercare contract services end as of September 30, 1982. After a 19-day shutdown, Congress informed the AO that the program could be re-activated under the terms of the continuing resolution that authorized operation of the program through the completion of fiscal year 1983.

#### **Drug Aftercare Evaluation Study**

At the request of the Committee on the Administration of the Probation System and the Probation Division of the AO, the Research Division of the FJC has been involved in evaluating the Federal drug aftercare program.

During fiscal year 1983, the Center, working with an outside contractor, has developed a preliminary design for evaluating various aspects of the drug aftercare program. At present, further evaluation design work continues. It is anticipated that the Center's final evaluation design will be implemented in a sample of probation districts in the near future. In addition, the results of the Center's initial process-oriented evaluation of the drug aftercare program in ten selected probation offices will be contained in a report that will be issued in the near future.

#### **Publication 105 and Victim and Witness Protection Act**

The Probation Division has prepared a revision of Publication 105, **The Presentence Investigation Report**. Intended as a guide for preparation of presentence investigation reports, Publication 105 introduces a "core concept" which requires the probation officer to develop a core of essential information which is supplemented by additional pertinent data. Application of the core concept will result in reports that are more succinct and germane to the sentencing decision process. A victim impact statement, as required by the Victim and Witness Protection Act of 1982, has been added to the presentence investigation report. This statement will provide the sentencing court with information regarding any financial, physical, psychological, or social harm or loss suffered by any victim of the offense. The new report format also requires a review and signature by the supervising probation officer to insure accuracy and quality control.

Plans are being developed to allow, upon request from the U.S. attorney who is responsible for coordinating victim and witness services, probation officers to provide crisis intervention counseling, consultation, or agency referral as needed.

#### **The Supervision Process: Publication 106**

**The Supervision Process**, Publication 106, a project spanning five years, is currently being printed. Endorsed by the Committee on the Administration of the Probation System for the significance it gives to the supervision of offenders and the numerous techniques provided, the monograph sets the authoritative standard for probation officers in their work with offenders. Publication 106 is a first in the history of Federal probation on the issue of supervision. It is built upon the tenet that "the most important goal of the supervision process is to engage the available community resources or provide assistance directly to aid offenders in organizing their lives to successfully meet the challenges of life in conformity with the law."

#### **Witness Protection Program**

The probation system cooperates with the U.S. Marshals Service and the Bureau of Prisons in the Witness Protection Program. Supervision services are provided for approximately 100 probationers and 200 parolees who have been given new identities for security reasons following their testimony in major crime cases. The Probation Division of the AO maintains a liaison with participating agencies and provides administrative support, coordination, and oversight for field services.

#### **S. 1182, The Sentencing Reform Act of 1983**

S. 1182, The Sentencing Reform Act of 1983, prepared by the Committee on the Administration of the Probation System, has the approval of the Judicial Conference and presently is being considered by Congress. In view of the fact that there is a broad consensus in the Congress in favor of a sentencing guideline system, the bill was submitted for consideration.

The bill provides 1) that the district judge impose a sentence within the guidelines in the absence of special justification; 2) appellate review of outside-guideline decisions; 3) a method to deal with the case in which there is no applicable guideline; and 4) that the court impose an appropriate sentence, having due regard for its relationship to sentences prescribed by guidelines applicable to similar offenses and offenders and to the purposes of sentencing set forth in the bill.

S. 1182 also has a provision that would allow the guidelines for some offenses to state only that imprisonment is not an appropriate sentence. This is to assist district courts in handling a variety of minor matters where the level of sanction is left to local discretion. The bill

requires the court to state the reason for imposing a particular sentence and requires the court to hold a sentencing hearing to make such findings and conclusions as are necessary to determine the applicable sentencing guideline.

S. 1182 would establish a sentencing guidelines committee within the Judicial Conference which would use existing agencies to staff the development effort, provide training, and monitor compliance. The part-time committee would be a seven-member body appointed by the Judicial Conference. Four members shall be active judges of the U.S. and three members shall be persons who are neither judges nor former judges, and at least one of whom shall not be a lawyer. Existing judiciary staff will provide support to the committee, although some additional staff may be required.

#### **Alternative Sentencing Project**

The Probation Division has worked with the Bureau of Prisons in implementing a pilot project to provide a community-based alternative to incarceration in prison facilities, known as the "community correctional center." The purpose of this program is to develop a model Community-Based Residential Correctional Program that will be viewed as providing punishment equivalent to short-term confinement. Located in Washington, DC, the project began operation in February 1983. The target population is persons who would normally receive a sentence of 12 months or less, including split sentences.

The overall objectives are to provide a place in the offender's home community to carry out the sentence of the court with punishment that is appropriate for the crime committed, and to prepare each inmate for a law abiding life in the community. To accomplish these objectives, the program emphasizes supervision and accountability over the inmate's behavior and, at the same time, enlists the individual's own capabilities and resources for self improvement.

The operational philosophy is to provide punishment through restricted movement in the community, unpaid community service work, and restitution. Habilitation programs are highly structured and emphasize accountability, employment, and counseling for problems related to drugs, alcohol abuse, family relationships, work habits, personal financial management, and constructive leisure-time pursuits.

The court must give explicit approval for each designation. The Bureau of Prisons will conduct an extensive program evaluation which will examine the referral process, the program quality, benefits to society and the offender, and the offender's record following release from the program.

#### **BANKRUPTCY**

Public Law 95-598, commonly referred to as the Bankruptcy Reform Act of 1978, created a new Federal court of record with greatly expanded jurisdiction. On June 28, 1982, two days before the beginning of the twelve month period covered by this report, the U.S. Supreme Court held in the decision Northern Pipeline Construction Co. v. Marathon Pipe Line Co., (102 S. Ct. 2858 (1982)) that the pervasive grant of jurisdiction to bankruptcy court judges provided by the Bankruptcy Reform Act of 1978 is an unconstitutional grant of authority to non-Article III judges. Much of the time of the staff of the Bankruptcy Division during the twelve month period from July 1, 1982 through June 30, 1983 has been devoted to administrative matters generated by this landmark Supreme Court decision.

In addition, the Bankruptcy Division has continued to spend a substantial amount of time in attempting to resolve the staffing, equipment, space, and budgetary problems caused by the continual increase in the bankruptcy court workload and an acknowledged inadequate staffing formula.

#### **Experience Under the Model Interim Rule for the Continued Operation of the Bankruptcy System**

The Supreme Court initially stayed its judgment in the Northern Pipeline Construction Co. v. Marathon Pipe Line Co. case until October 4, 1982 to provide Congress with an opportunity to respond to the decision by fashioning jurisdictional or structural modifications in the arrangement authorized by the 1978 Act for the administration and adjudication of bankruptcy matters. The stay was subsequently extended through December 24, 1982.

Aware of the possibility that Congress might not be able to enact remedial legislation by a date certain, the Judicial Conference prepared a Model Interim Rule for the Continued Operation of the Bankruptcy System during any period following expiration of the stay and preceding Congressional enactment of appropriate remedial legislation. By action of the circuit councils and district courts, that rule became effective in all districts on December 25, 1982.

A special statistical reporting system was implemented on January 1, 1983 to collect information on the operation of the bankruptcy system under the Model Interim Rule to assist Congress and the Judicial Conference in considering alternative remedial proposals in the context of actual experience.

During the six month period from January 1 through June 30, 1983, a total of 3,903 matters were transmitted to the U.S. district courts under the Model Interim Rule, including 2,532 adversary proceedings or motions within adversary proceedings (64.9 percent), 1,285 motions or other matters within bankruptcy cases (32.9 percent) and 86 complete bankruptcy cases (2.2 percent).



Through June 30, 1983, a total of 2,402 matters were disposed of by the district courts, including 1,476 adversary proceedings, 886 motions or other matters within bankruptcy cases, and 40 complete bankruptcy cases. Of the 2,402 matters, there were 1,901 (79.1 percent) disposed of by a district judge without any reference back to a bankruptcy judge for additional action. The remaining matters were either disposed of in part by a district judge or returned to a bankruptcy judge for some preliminary (but not final) action.

As of June 30, 1983, there were 1,501 matters pending before district judges, including 1,056 adversary proceedings, 399 motions or other matters, and 46 complete bankruptcy cases. Through June 30, 1983, action had been completed on 68.9 percent of the motions, 58.3 percent of the adversary proceedings, and 46.5 percent of the entire bankruptcy cases transmitted.

Data on the number of appeals taken in bankruptcy matters to both district courts and courts of appeals have been collected routinely over the last several years. Over the last year, the rate of appeals taken to the district courts of decisions in the bankruptcy courts has increased somewhat. During the twelve month period ended June 30, 1982, a total of 2,171 such appeals were filed in the district courts, representing 7.2 appeals per 1,000 bankruptcy cases terminated. In 1983, the number of appeals rose 47.5 percent to 3,203; this represents a rate of 10.0 appeals per 1,000 bankruptcy cases terminated.

The rate of appeals taken to the U.S. courts of appeals remained relatively constant during the year. During the twelve month period ended June 30, 1983, a total of 688 bankruptcy appeals were filed in the courts of appeals, representing 2.1 appeals per 1,000 cases terminated in the bankruptcy courts. During the same period in 1982, a total of 509 bankruptcy appeals were filed, representing 1.7 appeals per 1,000 bankruptcy court terminations.

#### **Federal Rules of Bankruptcy Procedure**

On April 26, 1982, the Supreme Court transmitted rules of bankruptcy procedure to Congress. These rules became effective on August 1, 1983. The Bankruptcy Division is currently studying their impact on the administration of the bankruptcy court system. As part of this study, the Bankruptcy Division is involved in an effort to revise a large number of bankruptcy forms that are affected by the new rules.

#### **Advisory Committee Activities**

The Bankruptcy Division has met several times this past year with members of the Clerks' Advisory Committee to discuss a wide variety of matters related to the operation of the clerks' offices. Greater input has been sought from the courts, through the Clerks' Advisory Committee, in the budget preparation process, particularly in areas that have been troublesome in recent years such as personnel, postage, and workload forecasting.

In addition, the Bankruptcy Division has continued to work with the Director's Transition Advisory Committee. This Committee is comprised of seven bankruptcy judges appointed by the Director pursuant to the Bankruptcy Reform Act of 1978 for the purpose of advising him on bankruptcy matters related to the transition period.

#### **Work Measurement**

The Bankruptcy Division continues to work closely with the Office Systems Branch of the AO and the Clerks' Advisory Committee in an effort to improve the present work measurement staffing formula. Due to the uncertainty created by the Supreme Court decision in Northern Pipeline, plans to begin field studies for a new work measurement formula have been postponed. In addition, plans have been made to factor a number of additives into the present formula as an interim measure to improve the present work measurement formula before studies leading to the development of a new formula can be completed. Implementation of the formula to allocate positions among the bankruptcy courts remains a function of the Bankruptcy Division.

#### **Automated Notice and Claims Project**

There have been a number of significant developments in the project to computerize various bankruptcy clerical functions in the past year. At the present time, the automated bankruptcy noticing system has the capability to do all the noticing for a court, and to produce a claims register on microfiche. Substantial progress has been made in establishing a centralized AO facility for processing bankruptcy notices and claims. In addition, the system can prepare a docket set; various management reports, calculate the distribution of dividends in asset cases, and count the number of notices produced so the court can calculate the excess notice fee if appropriate.

As of June 30, 1983, there were two districts on the automated noticing system. The District of New Jersey was the first to use the system and after a long delay due to equipment acquisition problems, the Eastern District of Kentucky was placed on the system. The Central District of California will be placed on the system by September 1, 1983 and thereafter, it is expected that a new court will be added every one or two months. At this time, plans have been made to implement the system in 20 courts.

A Users' Committee comprised of representatives from the first five courts to be placed on the system, the Bankruptcy Division, and the Systems Services Division has been formed. A meeting of the Users' Committee was held in May of 1983 to discuss future enhancements to the system.

### Bankruptcy Judge Survey

In the fall of 1982, the Judicial Conference Committee on Administration of the Bankruptcy System completed its responsibilities related to a congressionally mandated survey conducted by the Bankruptcy Division to assess the number of bankruptcy judges needed, their principal places of office, and the places where bankruptcy court should be held when the transition period ends on March 31, 1984. As required by Congress, the Judicial Conference reported its recommendations to the President and the Congress by January 3, 1983. Specifically, the Judicial Conference recommended that 75 additional judges will be needed in 1984 if the structural and jurisdictional arrangement authorized by the Bankruptcy Reform Act remains unchanged. Since these recommendations were made, the Bankruptcy Division has continued to work with the Judicial Conference Committee on Administration of the Bankruptcy System in re-assessing the needs and locations for bankruptcy court offices and places of holding court, with a view towards advising Congress during its current deliberations and in the future.

### Trustee Oversight

Under the Bankruptcy Reform Act of 1978, the Director has the responsibility to appoint and maintain panels of qualified private trustees from which the court appoints interim trustees to serve in Chapter 7 liquidation cases in 74 judicial districts that are not part of the U.S. Trustee pilot program. Maintaining these panels through additions and removals continues to be a major on-going activity of the Bankruptcy Division.

The Bankruptcy Division also continues to audit annual reports of Chapter 13 Trustees in the non-pilot districts to ensure compliance with the Judicial Conference Guidelines for Chapter 13 Trustees.

During the past year, the position of deputy clerk for estate administration has been filled in an increasing number of courts. The establishment of this position has not only been instrumental in assisting the Bankruptcy Division in supervising trustees in Chapters 7 and 13 cases, but it has facilitated case administration in Chapter 11 cases in non-pilot districts. The Bankruptcy Division continues to assist the deputy clerks for estate administration in establishing procedures for supervising trustees and facilitating case administration. In June of 1983, a seminar planned by the Bankruptcy Division and the FJC was held to provide training and guidance for the deputy clerks for estate administration.

### CRIMINAL JUSTICE ACT

During the past year, the Criminal Justice Act Division (CJA) continued to administer the Federal program for providing counsel under the provisions of the Criminal Justice Act (Title 18 U.S.C. Section 3006A) and the Prisoner Transfer Treaty statute (Title 18 U.S.C. Section 4100), and to serve as the staff for the Judicial Conference Committee to Implement the Criminal Justice Act.

#### Assigned Counsel - Federal Defender Program

For the twelve month period ended June 30, 1983, the AO recorded 50,581 appointments of counsel under the Criminal Justice Act. Of this number 26,381 persons or 52.2 percent were represented by attorneys furnished by Federal Defender Organizations and 24,200 persons, or 47.8 percent were represented by private panel attorneys. The 50,581 appointments represent an increase of 12.4 percent over the 45,000 appointments recorded for the twelve month period ended June 30, 1982.

#### Federal Public Defender Office, District of Hawaii

A Federal Public Defender Organization for the District of Hawaii was created in September of 1982, thus raising the total number of Federal Defender Organizations to 40.

#### Prisoner Transfer Program

The CJA Division has continued to provide liaison and coordination in connection with the transfer of prisoners between the U.S. and foreign countries pursuant to Prisoner Transfer Treaties with Canada, Bolivia, Mexico, Peru, Panama, and Turkey.

Since the commencement of the transfer program, representation has been provided to a total of 1,189 prisoners, 725 of whom were U.S. citizens being returned to this country.

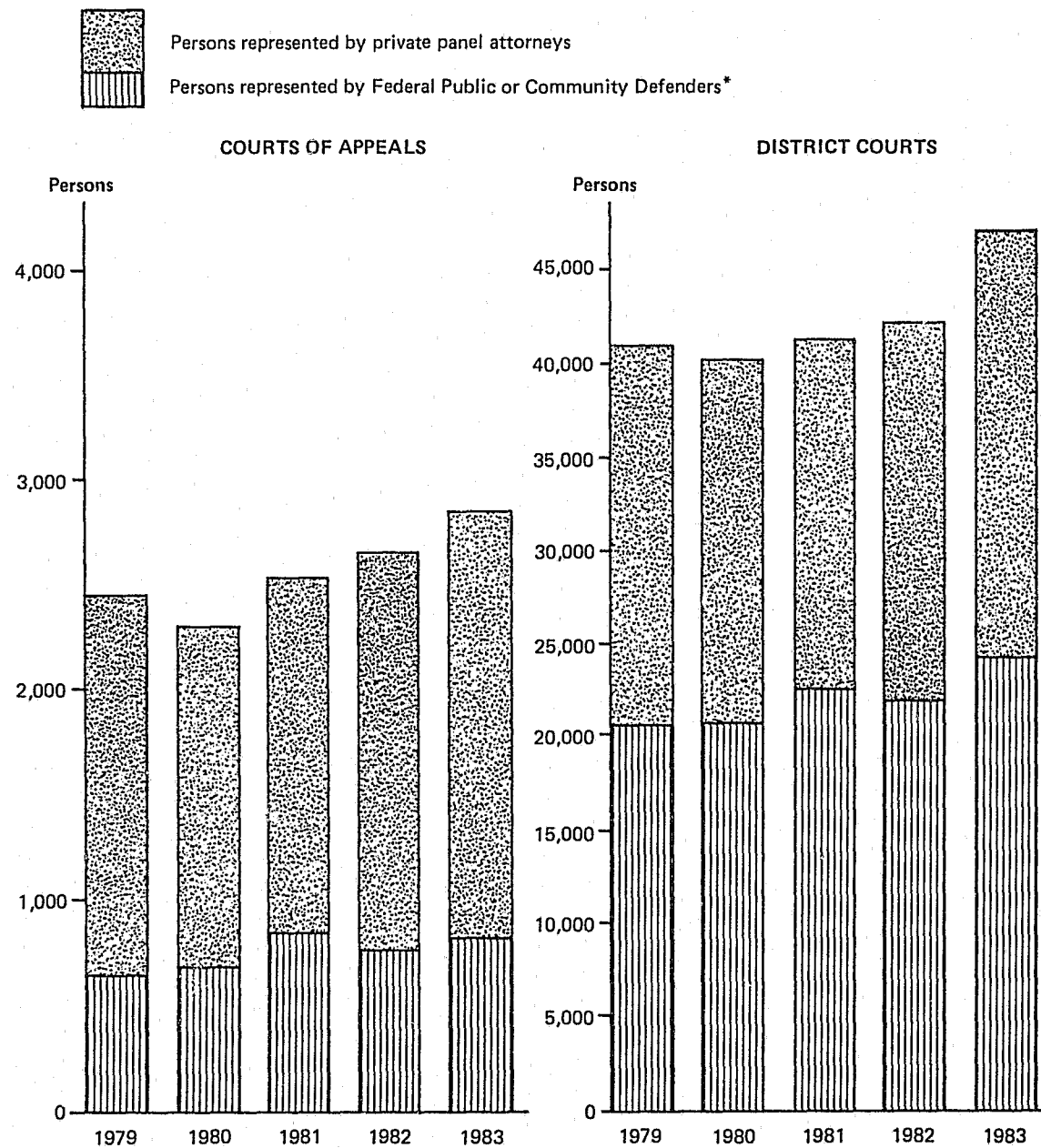
Prisoner transfer treaties were signed with Thailand on October 29, 1982; France on January 25, 1983; and the Council of Europe on March 21, 1983.

The Council of Europe Treaty will enable transfers between the U.S. and 19 countries throughout Europe not having a separate treaty with this country. "Entry into force" of all of these treaties will follow advice and consent by the Senate (anticipated in 1983), ratification by the foreign countries involved, and formal exchange of ratifications. Transfers pursuant to the new treaties are expected to begin in 1984.

# UNITED STATES COURTS

## CRIMINAL JUSTICE ACT

NUMBER OF PERSONS REPRESENTED  
12 MONTH PERIODS ENDED JUNE 30, 1979 THROUGH 1983



\* Excludes court directed prisoner representations of inmates of the U.S. Medical Center for Federal Prisoners at Springfield, Missouri.

## JUDICIAL APPROPRIATIONS AND EXPENDITURES

### FISCAL YEAR 1983

Once again, the Judiciary operated without an appropriation bill in fiscal year 1983. Funding was provided through passage of two joint resolutions. The first resolution (P.L. 97-276), approved October 2, 1982, provided spending authority in the amount of \$179,767,000, exclusive of the Supreme Court, to operate until December 17, 1982. The second resolution (P.L. 97-377), approved December 21, 1982, provided funding authority through the end of the fiscal year. The total spending authority for 1983, exclusive of the Supreme Court, amounted to \$776,332,000. This represents an increase of approximately 10.0 percent above the budget authority for fiscal year 1982.

The Congress had not, as of June 30, 1983, approved the Judiciary's supplemental appropriation requests for pay costs and program requirements for fiscal year 1983. The amounts of the supplemental appropriations approved by both the House and the Senate are detailed in Table 26.

In order to avoid a projected deficiency in the appropriation "Bankruptcy Courts, Salaries and Expenses," it was necessary to impose a hiring freeze on the filling of vacancies and other controllable expenditures during 1983. Since a portion of the program supplemental for this appropriation was disallowed and savings did not materialize as anticipated, it was necessary to continue the freeze through the end of the fiscal year.

Public Law 97-377, authorizes St. Elizabeth's Hospital in the District of Columbia to "bill and collect from (prospectively or otherwise) individuals, the District of Columbia, Executive agencies and other entities for any services so provided (for inpatient and outpatient services)." This represents a shift away from direct funding of many hospital services through the U.S. Department of Health and Human Services. The vast majority of the charges for which the AO has been billed represents inpatient care of patients committed by the U.S. District Court under the mandatory commitment provision of D.C. Code Section 24-301(d). The AO has requested a decision from the Comptroller General of the U.S. as to whether or not the Judiciary is liable for this expense. If an affirmative decision is received, the Judiciary will have an unbudgeted liability of as much as \$2.7 million in 1983 and possibly more in 1984. If the Judiciary is liable for this expense, funding is available in fiscal year 1983. In subsequent years, a budget request will be necessary to offset the cost of this activity.

As displayed in Table 26, the total budget authority for fiscal year 1983, assuming final Congressional approval of the pay cost and program supplemental appropriations, is \$796,044,000. The Judicial Dollar graph reflects the cost of various programs and activities in the Judiciary.

**CONTINUED**

**2 OF 10**

Table 26  
Statement of Appropriation Accounts for the Judiciary,  
(Exclusive of the Supreme Court), Fiscal Year 1983  
(Amounts in Thousands of Dollars)

Appropriation Accounts	Budget Authority Fiscal Year 1983	Supplemental Appropriations		Total Budget Author- ity
		Pay Cost	Other	
Court of Appeals for the Federal Circuit: Salaries and Expenses .....	\$ 4,309	\$ 97	\$ -	\$ 4,406
Court of International Trade: Salaries and Expenses .....	5,372	129	-	5,501
Courts of Appeals, District Courts, and Other Judicial Services:				
Salaries of Judges .....	64,500	2,510	1,400	68,410
Salaries of Supporting Personnel .....	294,000	15,250 <sup>1</sup>	-	309,250
Defender Services (Criminal Justice Act) .....	32,215	600	1,400	34,215
Fees of Jurors and Commissioners .....	42,500	-2,000 <sup>2</sup>	-	40,500
Expenses of Operation and Maintenance of the Courts .....	65,000	-2,000 <sup>2</sup>	-	63,000
Bankruptcy Courts, Salaries and Expenses .....	89,000	4,100	2,500	95,600
Services for Drug Dependent Offenders .....	4,000	-	-	4,000
Space and Facilities .....	132,412	-5,000 <sup>2</sup>	-	127,412
Court Security .....	12,000	-	-	12,000
<b>Total for Courts of Appeals, District Courts, and Other Judicial Services .....</b>	<b>735,627</b>	<b>13,460</b>	<b>5,300</b>	<b>754,387</b>
Administrative Office, U.S. Courts: Salaries and Expenses .....	23,406	660	-	24,066
Federal Judicial Center: Salaries and Expenses .....	7,618	66	-	7,684
<b>Grand Total .....</b>	<b>776,332</b>	<b>14,412</b>	<b>5,300</b>	<b>796,044</b>

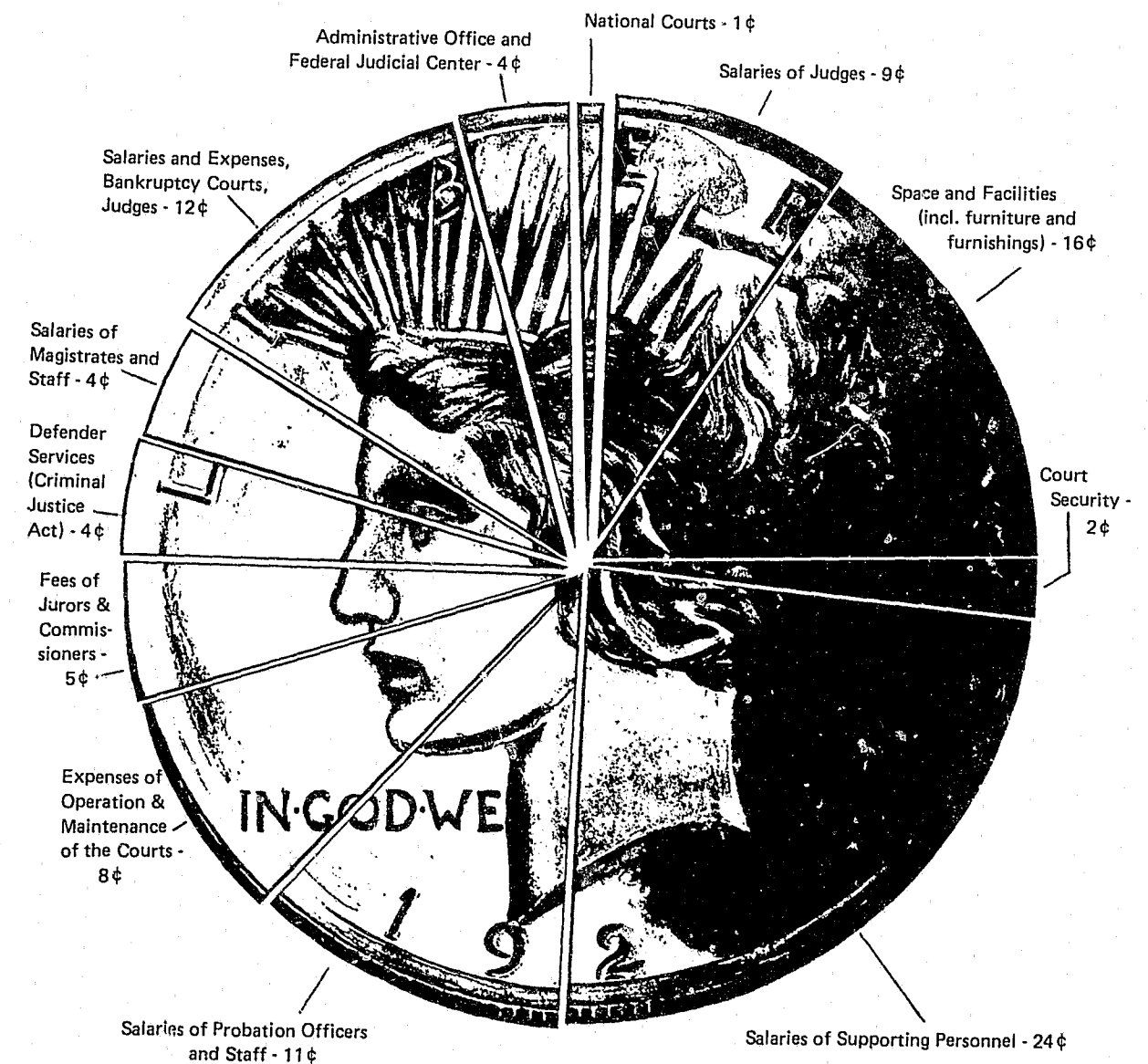
<sup>1</sup> Includes \$9,000 transferred from the appropriations "Fees of Jurors and Commissioners" (\$2,000),  
Expenses of Operations and Maintenance of the Courts" (\$2,000), and "Space and Facilities" (\$5,000)  
<sup>2</sup> Transferred to the appropriations "Salaries of Supporting Personnel".

# UNITED STATES COURTS

## THE JUDICIAL DOLLAR

FISCAL YEAR: 1983

TOTAL BUDGET: \$796,044,000



Note: Excludes U.S. Supreme Court.

## FISCAL YEAR 1984

The House Appropriations Subcommittee has recommended appropriations (excluding the Supreme Court) for fiscal year 1984 in the total amount of \$867,434,000. This represents an increase of \$71,390,000 or 9.0 percent above the amount available for 1983, but is \$42,945,000 less than the original amount requested. Almost \$31,000,000 of the reduction is associated with Congress placing a 7.0 percent cap on payments to the General Services Administration (GSA) for space rental and a projected lower rate of inflation. The only item appealed to the Senate Appropriations Subcommittee was for restoration of \$700,000 in order to provide for the necessary rental charges associated with the relocation of the AO to a consolidated site. The following summary, by appropriation, addresses the 1984 request as approved by the House Appropriations Subcommittee.

### Salaries of Judges

The 1984 allowance of \$69,500,000 reflects an increase of \$1,090,000 over the amount available for 1983 and provides for six additional senior judges.

Table 27  
Comparative Statement of New Budget (Obligational) Authority For Fiscal Year 1983  
And Budget Estimates and Amounts Approved for Fiscal Year 1984  
(Amounts in Thousands of Dollars)

Appropriation Accounts	Budget Authority 1983 <sup>1</sup>	Estimates 1984 <sup>2</sup>	Change From 1983 Budget Authority
Court of Appeals for the Federal Circuit: Salaries and Expenses .....	\$ 4,406	\$ 4,680	\$ 274
Court of International Trade: Salaries and Expenses .....	5,501	5,675	174
Courts of Appeals, District Courts, and Other Judicial Services:			
Salaries of Judges .....	68,410	69,500	1,090
Salaries of Supporting Personnel .....	309,250	330,000	20,750
Defender Services (Criminal Justice Act) .....	34,215	37,000	2,785
Fees of Jurors and Commissioners .....	40,500	43,500	3,000
Expenses of Operation and Maintenance of the Courts .....	63,000	75,350	12,350
Bankruptcy Courts, Salaries and Expenses .....	95,600	100,895	5,295
Services for Drug Dependent Offenders .....	4,000	5,000	1,000
Space and Facilities .....	127,412	142,624	15,212
Court Security .....	12,000	18,690	6,690
<b>Total for Courts of Appeals, District Courts, and Other Judicial Services .....</b>	<b>754,387</b>	<b>822,559</b>	<b>68,172</b>
Administrative Office, U.S. Courts: Salaries and Expenses .....	24,066	26,075 <sup>3</sup>	2,009
Federal Judicial Center: Salaries and Expenses .....	7,684	8,445	761
<b>Grand Total .....</b>	<b>796,044</b>	<b>867,434</b>	<b>71,390</b>

<sup>1</sup> Includes pay cost and program supplementals.

<sup>2</sup> As allowed by the House Appropriations Committee, H.R. 3222.

<sup>3</sup> Does not include \$700 which was appealed to the Senate for space rental costs associated with the relocation of the Administrative Office.

## Salaries of Supporting Personnel

The 1984 request of \$330,000,000 includes funding for 711 additional supporting personnel for the courts of appeals and district courts. Increased workload in circuit and district court clerks' offices accounts for 330 of the additional positions, and an additional 200 positions would expand the Pretrial Services Program nationwide. Based on projected workload and a measurement staffing formula, an additional 63 positions were approved for the Probation Service. An additional 15 new full-time magistrates, 28 supporting staff, and 34 legal assistants will assume many of the judicial matters that otherwise burden the district court judges. An additional 19 positions were approved to expand the national court library system to nine locations where library personnel will assist the judges with legal services. The amount approved also includes funds for 12 supporting personnel for judges who take senior status, 9 positions for central legal staffs in the courts of appeals, and an additional secretary for the Circuit Executive of the Second Circuit.

### Defender Services

The amount approved for the operation of Federal defender organizations and the compensation of court-appointed attorneys was \$37,000,000, an increase of \$2,785,000 over the amount available for 1983, which is mainly a result of the continuing upward trend in the number of Criminal Justice Act appointments due to increased criminal filings. It is anticipated that the number of representations will also increase in response to the establishment of the 12 Regional Drug Task Forces by the Department of Justice. Since the impact of these task forces was not included in the fiscal year 1984 budget request, supplemental funding may be required to provide for this increase in caseload. Increased complexity of the cases handled by the public defenders and panel attorneys also contributes to the increase in average case cost.

### Fees of Jurors and Commissioners

The increase of \$3,000,000 in 1984 reflects increased costs of subsistence and other services provided jurors. In addition, a slight increase in petit jury activity is projected for fiscal year 1984.

### Expenses of Operation and Maintenance of the Courts

Excluding the adjustments for inflation, an increase of \$7,195,000 was approved for expenses of operation and maintenance of the courts. This increase consists of \$3,348,000 for expenses relating to the request for new personnel, \$2,987,000 for the expansion of existing programs and activities (\$1,912,000 - automated systems, \$490,000 - national court library system, \$485,000 - word processing systems, and \$100,000 - telephone conferencing), \$660,000 for the purchase of electronic sound recording equipment and related maintenance costs, and \$200,000 for continuing the court-annexed arbitration pilot programs currently operating in the Eastern District of Pennsylvania and the Northern District of California.



### **Bankruptcy Courts, Salaries and Expenses**

The amount approved, \$100,895,000, represents an increase of \$5,295,000 above the amount authorized for 1983. This increase includes \$875,000 for conversion of seven part-time judgeships to full-time status and staff, \$2,600,000 for 160 temporary clerical personnel, \$300,000 for 10 temporary law clerks, and \$600,000 for repair and maintenance of equipment and for the purchase of mail processing equipment.

### **Services for Drug Dependent Offenders**

The 1984 allowance of \$5,000,000 includes an additional \$1,000,000 for increased costs of contract rates and charges for services.

### **Space and Facilities**

The sum of \$142,624,000 was approved for 1984, which represents an increase of \$15,212,000 over the amount available in 1983. Of this amount, \$7,561,000 is earmarked for GSA rental charges for space currently occupied. The remainder of the increase is primarily attributed to the new positions requested for the operation of the courts of appeals and district courts, and for space and furnishings required incident to the occupancy of new or remodeled facilities.

### **Court Security**

The sum of \$18,690,000 was approved for 1984, which represents an increase of \$6,690,000 over the amount available in 1983. This increase consists of \$600,000 for increased costs of equipment and contract services, \$1,761,000 for transfer from the Space and Facilities appropriation to provide for overtime protective services and \$4,329,000 for the expansion of the court security program.

## **ENHANCEMENTS TO THE FINANCIAL MANAGEMENT SYSTEM**

### **Post Judgment Interest Rate Notification**

The Federal Courts Improvement Act which was enacted into law in September 1982 contained a provision revising Title 28 U.S.C. Section 1961 to standardize the interest rate which would be permitted on money judgments in civil cases other than Internal Revenue tax cases. Prior to this enactment, interest to be allowed on such judgments was based on state laws. The new law permits interest to be based on the rate equal to the coupon issue yield equivalent of the average accepted auction price for the last auction of 52 week U.S. Treasury bills settled prior to the date of the judgment. The law requires the Director to distribute notices to the courts of the auction results as soon as they are available.

To accomplish this noticing function the Financial Management Division initiated procedures in October 1982 whereby Treasury transmits to the AO a certified statement of the coupon issue yield equivalent by electronic mail on the day following the auction. A memorandum of the latest results is then prepared and transmitted to the Printing and Distribution Facility in Forestville for printing and mailing that same day to each court. Alternatively, this information may be obtained by telephone from the Office of Accounting Systems and Planning.

### **Financial Losses and Irregularities in Accounts**

During the twelve month period ended June 30, 1983, there were four losses totaling \$249.45 reported to the AO by the courts. This compares with 11 losses totaling \$5,917.00 for the same period in the prior year. Of the 15 losses reported during the past two years, the AO has recovered the funds in ten cases and granted relief in two cases. As of June 30, 1983, there are three losses pending resolution, primarily due to awaiting the FBI reports pertaining to them.

### **Bankruptcy Seminars**

Three regional bankruptcy seminars were held for financial deputies in May and June, 1983 to review the fiscal operations of the bankruptcy courts. Participants in the workshops discussed internal controls, collateralization, accounting reports, procedures for receipt and deposit of moneys, and disbursing and fund control. Attendees were requested to bring with them an outline of their courts' internal control procedures and a completed copy of a bankruptcy accounting problem. The bankruptcy accounting problem was the basis for discussing practical aspects of the monthly accounting cycle. In addition, the financial clerks contributed their personal experiences and approaches to solving problems at their courts during the discussions.

### **Financial Audit Follow-up**

The Federal Managers' Financial Integrity Act (P.L. 97-255) requires that internal accounting and administrative controls provide reasonable assurances that obligations and costs are in compliance with the applicable law; funds, property, and other assets are safeguarded; and revenues and expenditures applicable to agency operations are properly recorded and accounted for.

As a result, the Financial Management Division has established procedures for visiting courts subsequent to a financial audit to determine whether the court is encountering any problems implementing audit recommendations. Special attention is given to the role of management in strengthening internal controls and supporting the financial operations in the courts. District courts and bankruptcy courts have been visited in four districts since this initiative was begun earlier this year.

## Payroll Audit

The payroll function was recently transferred from the Financial Management Division to the Personnel Division. As a result of this transfer and in order to insure the financial integrity of the system, the Audit Branch is expanding and revising its payroll audit procedures. The new procedures will include auditing all changes effected by the personnel action forms SF 50 and SF 250. The Audit Branch will continue its present practice of auditing all monthly and biweekly payrolls as well as conducting special audits from time to time on such items as health and life insurance registrations.

A questionnaire requesting confirmation of certain payroll data was mailed to over 16,200 Judiciary personnel in March 1983. All personnel were asked to respond only if the payroll information being confirmed was in error. Although 375 questionnaires were returned, only 110 questionnaires provided information which required adjusting existing personnel or payroll records. Of these 110 only 24 required monetary adjustment to the payroll records. This type of confirmation procedure will be repeated on an annual basis and is intended to provide additional assurance that all Judiciary employees are being paid in a proper manner.

## Centralized Collections and Claims

A new centralized collection function, within the Financial Management Division, is resulting in better recovery of money due the Judiciary, particularly in cases such as excess salary payments, outstanding travel advances, etc. All money received in the Financial Management Division is being deposited into the Treasury in a timely manner. For the eleven months ended June 30, 1983 the Financial Management Division deposited over 2,500 checks with a total monetary value of almost \$1.2 million. As soon as it has been determined that the new collection procedures are fully satisfactory, they will be shared with the various clerks of court to assist them, wherever necessary, with their cash management responsibilities.

## REGISTRY FUNDS

There is a total of \$465,037,046 in the registry fund accounts of the U.S. courts. This represents an increase of \$57.5 million or 8.8 percent over the prior year. Of the \$465,037,046 there is \$369,696,049 in the custody of the district courts and \$95,340,997 in the custody of the bankruptcy courts. These moneys are deposited as follows:

	Deposits	Percent
<b>Total</b> .....	<b>\$ 465,037,046</b>	<b>100.0</b>
<b>U.S. Treasury</b> .....	<b>57,908,673</b>	<b>12.4</b>
<b>Local Depositories:</b>		
Non-Interest Bearing Accounts .....	5,010,802	1.1
Interest Bearing Accounts (Including U.S. Securities) .....	402,117,571	86.5

Although the Judicial Conference approved a resolution during its September 1976 meeting that registry funds be deposited to either interest bearing accounts or the Treasury, some of the courts continue to deposit moneys in non-interest bearing accounts. As of June 30, 1983, there was \$5,010,802 in non-interest bearing accounts. Compared to the prior year, this represents a decrease of \$326,797 or a reduction of 6.0 percent.

Ten courts (six district and four bankruptcy) maintained balances in excess of \$100,000 in non-interest bearing accounts in local depositories. These ten courts accounted for 80.9 percent of the funds deposited in non-interest bearing accounts.

The percentage of funds deposited in local depository non-interest bearing accounts was 1.0 percent for the district courts and 1.8 percent for the bankruptcy courts. The percentage of moneys in non-interest bearing accounts held by the bankruptcy courts has declined from 4.0 percent in fiscal year 1982 to 1.8 percent in fiscal year 1983. The majority of the moneys held in these accounts by the bankruptcy courts are comprised of unclaimed dividends and distribution checks. Since these unclaimed dividends and distribution checks are of relatively small amounts and seldom claimed, many courts do not consider it desirable to deposit them in interest bearing accounts.

Tables 28 and 29 show the amounts on deposit in the Treasury and in local depositories for the respective district and bankruptcy courts.

Table 28  
U.S. District Courts  
Registry Funds in the Custody of the U.S. District Courts  
As of June 30, 1983

District	U.S. Treasury	Non-Interest Bearing	Interest Bearing	District	U.S. Treasury	Non-Interest Bearing	Interest Bearing
<b>Total</b> . . .	<b>\$ 57,908,873</b>	<b>\$ 3,274,897</b>	<b>\$ 308,512,479</b>	NC, M . . . .	122,098	-	-
AK . . . . .	805,891	-	84,890	NC, W . . . .	71,773	-	116,977
AL, N . . . .	33,592	1	4,703,349	ND . . . . .	178,499	-	848,560*
AL, M . . . .	82,504	-	2,194,184	NE . . . . .	274,084	-	815,308*
AL, S . . . .	16,250	-	1,180,025*	NH . . . . .	46,768	-	9,561
AR, E . . . .	152,736	-	3,520,170	NJ . . . . .	2,208,314	-	-
AR, W . . . .	637,291	-	540,645	NM . . . . .	647,173	-	14,315,903*
AZ . . . . .	706,311	-	2,059,890	NMI . . . . .	2,000	-	5,219
CA, N . . . .	200,322	-	25,438,577	NV . . . . .	792,853	-	85,978
CA, E . . . .	1,451,076	-	7,686,305	NY, N . . . .	222,005	-	-
CA, C . . . .	2,077,282	-	12,968,286*	NY, E . . . .	1,429,224	-	760,958
CA, S . . . .	1,290,783	-	1,808,047*	NY, S . . . .	2,625,924	56,618	4,073,882*
CN . . . . .	-	8,843	404,375	NY, W . . . .	289,814	-	485,547
CO . . . . .	4,616,208	-	6,020,911	OH, N . . . .	458,232	-	2,288,467
DC . . . . .	877,687	-	15,676,926*	OH, S . . . .	-	4,261	255,478
DE . . . . .	704,474	19,010	11,190,243*	OK, N . . . .	42,570	351,803	673,812
FL, N . . . .	26,323	-	1,028,676	OK, E . . . .	104,600	626,070	-
FL, M . . . .	-	203	3,550,382*	OK, W . . . .	1,190,549	-	6,113,737
FL, S . . . .	-	-	13,416,536	OR . . . . .	759,948	32,625	1,086,741*
GA, N . . . .	233,783	-	2,959,126*	PA, E . . . .	648,206	-	1,638,369*
GA, M . . . .	10,845	-	871,519*	PA, M . . . .	254,600	-	1,062,583
GA, S . . . .	410	-	714,203	PA, W . . . .	274,088	-	471,464*
GU . . . . .	-	-	-	PR . . . . .	2,449,468	-	42,193
HI . . . . .	175,738	-	1,751,172	RI . . . . .	50,714	-	-
ID . . . . .	100,033	-	903,549	SC . . . . .	1,375,025	-	11,203,919*
IA, N . . . .	152,141	-	226,066	SD . . . . .	14,027	-	475,929
IA, S . . . .	193,407	-	35,546	TN, E . . . .	293,497	-	130,672
IL, N . . . .	2,099,950	-	21,644,266*	TN, M . . . .	198,338	-	352,797
IL, C . . . .	161,358	-	6,331,295*	TN, W . . . .	741,983	243,774	2,175,996
IL, S . . . .	664,541	-	55,334	TX, N . . . .	757,203	-	6,675,810*
IN, N . . . .	604,569	-	55,169*	TX, E . . . .	2,575,126	-	4,651,878
IN, S . . . .	598,500	364	598,455	TX, S . . . .	3,075,723	-	6,512,628*
KS . . . . .	-	584,925	36,755,939*	TX, W . . . .	1,872,643	-	2,847,552*
KY, E . . . .	1,448,077	-	98,106	UT . . . . .	124,217	-	5,002,474*
KY, W . . . .	-	551,529	515,982	VA, E . . . .	1,325,794	-	2,602,569
LA, E . . . .	-	-	5,486,725*	VA, W . . . .	26,288	-	866,720*
LA, M . . . .	-	-	1,007,680	VI . . . . .	-	736,083	708,904
LA, W . . . .	56,144	-	1,984,644	VT . . . . .	215,169	-	10,381
MA . . . . .	3,573,016	-	874,717*	WA, E . . . .	716,943	22,152	-
MD . . . . .	1,580,435	-	1,640,709*	WA, W . . . .	42,818	-	987,676*
ME . . . . .	519,898	-	73,384	WI, E . . . .	186,704	-	996,532*
MI, E . . . .	675,440	-	2,038,955	WI, W . . . .	88,708	-	140,218
MI, W . . . .	64,620	-	602,285*	WV, N . . . .	-	1,454	1,472,517
MN . . . . .	206,885	-	228,008	WV, S . . . .	273,534	-	2,078,344*
MO, E . . . .	558,219	31,651	4,426,659*	WY . . . . .	-	-	6,901,679
MO, W . . . .	273,624	3,531	2,190,164				
MS, N . . . .	10,976	-	1,579,202*				
MS, S . . . .	562,602	-	704,195				
MT . . . . .	370,408	-	5,611,245				
NC, E . . . .	706,827	-	267,834				

\* The amount invested in the U.S. Treasury Securities was \$119,635,442.

Treasury Only	Commercial Banks Only	Both Treasury and Commercial
4	11	78

## UNITED STATES COURTS REGISTRY FUNDS IN THE FEDERAL COURTS

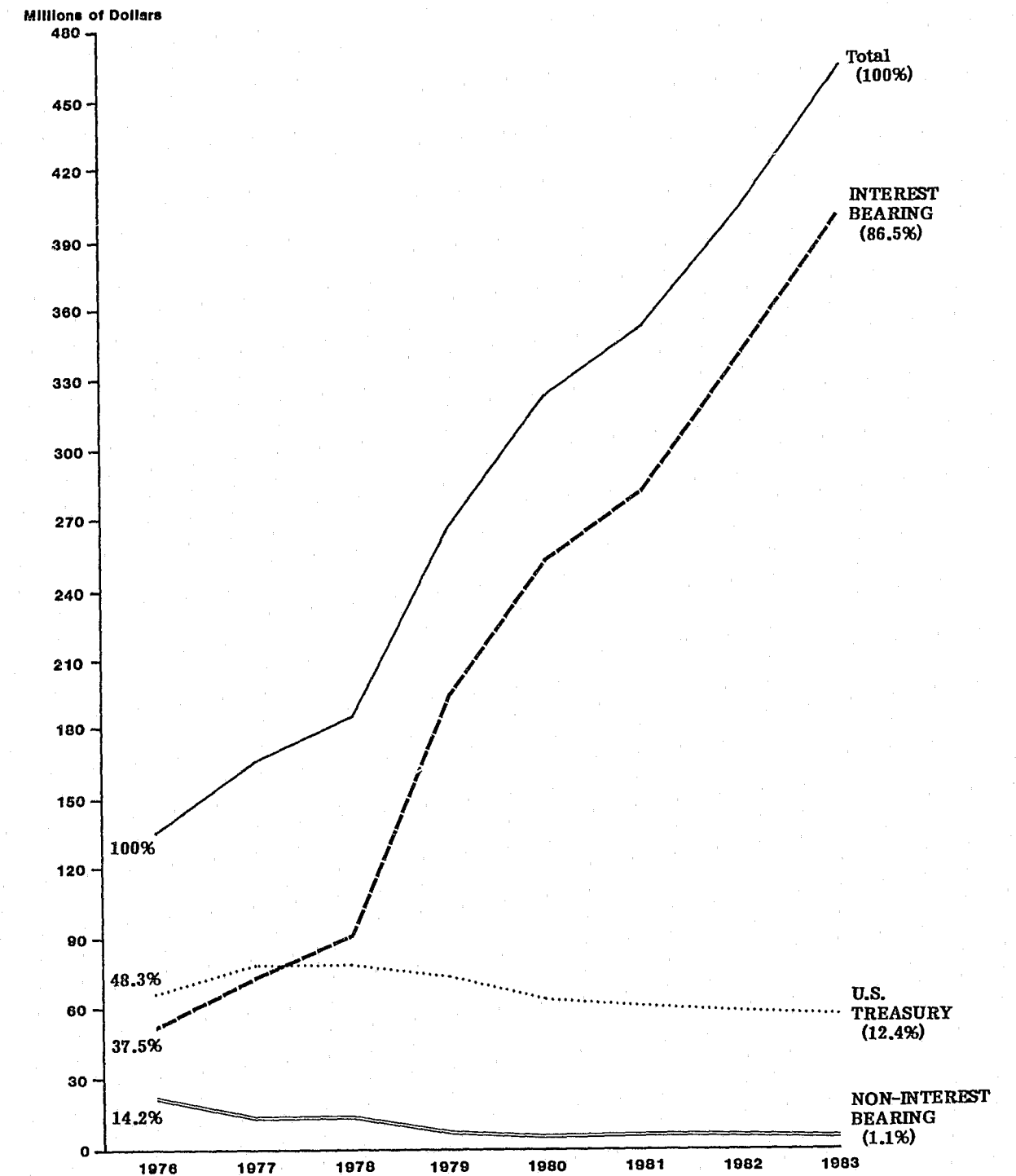


Table 29  
U.S. Bankruptcy Courts  
Registry Funds in the Custody of the U.S. Bankruptcy Courts  
As of June 30, 1983

District	Local Depositories		District	Local Depositories	
	Non-Interest Bearing	Interest Bearing		Non-Interest Bearing	Interest Bearing
<b>Total . . . .</b>	<b>\$ 1,735,905</b>	<b>\$ 93,605,092</b>	MS, N . . . .	18,422	-
AK . . . . .	2,145	312,896	MS, S . . . .	17,506	17,571
AL, N . . . .	22,930	12,817	MT . . . . .	-	283,967
AL, M . . . .	1,844	74,508	NC, E . . . .	2,600	93,474
AL, S . . . .	209	211,095	NC, M . . . .	-	14,967,159*
AR, E . . . .	-	239,566	NC, W . . . .	11,836	-
AR, W . . . .	-	-	ND . . . . .	23	115,307
AZ . . . . .	50,834	101,891	NE . . . . .	5,303	166,363
CA, N . . . .	1,212	2,083,779	NH . . . . .	-	-
CA, E . . . .	-	119,256	NJ . . . . .	-	830,771
CA, C . . . .	-	37,232	NM . . . . .	21	211,170
CA, S . . . .	881	201,185	NMI . . . . .	-	-
CN . . . . .	-	35,700	NV . . . . .	276,768	114,599
CO . . . . .	100	8,320,531	NY, N . . . .	-	286,544
DC . . . . .	-	-	NY, E . . . .	2,750	17,637
DE . . . . .	-	15,573	NY, S . . . .	-	2,333,310*
FL, N . . . .	905	18,673	NY, W . . . .	-	57,419
FL, M . . . .	1,098	349,265	OH, N . . . .	29,414	166,221
FL, S . . . .	-	212,393	OH, S . . . .	359,476	16,007
GA, N . . . .	110,380	1,301,928	OK, N . . . .	3,389	29,000
GA, M . . . .	45	24,915	OK, E . . . .	-	1,112
GA, S . . . .	-	527,637	OK, W . . . .	26,490	530,268
GU . . . . .	-	-	OR . . . . .	-	641,471
HI . . . . .	1,261	213,894	PA, E . . . .	-	660,254
IA, N . . . .	10,439	-	PA, M . . . .	-	-
IA, S . . . .	67,389	-	PA, W . . . .	4,171	257,415*
ID . . . . .	8,284	-	PR . . . . .	214,402	14,967,243
IL, N . . . .	11,147	1,348,964	RI . . . . .	-	-
IL, C . . . .	13,322	-	SC . . . . .	-	57,841
IL, S . . . .	6,102	80,812	SD . . . . .	40	3,349
IN, N . . . .	2,627	2,725	TN, E . . . .	89,728	-
IN, S . . . .	22,642	106,227	TN, M . . . .	-	101,343
KS . . . . .	33,461	752,331*	TN, W . . . .	12,136	92,347
KY, E . . . .	6,250	-	TX, N . . . .	2,038	7,324,092
KY, W . . . .	9,052	77,487	TX, E . . . .	47,672	-
LA, E . . . .	14,936	564,047*	TX, S . . . .	-	21,684,640
LA, M . . . .	407	14,096	TX, W . . . .	-	1,193,760
LA, W . . . .	83,599	2,975,762	UT . . . . .	-	10,193
MA . . . . .	250	-	VA, E . . . .	22,449	-
MD . . . . .	41,968	292,997*	VA, W . . . .	-	-
ME . . . . .	4,101	112,991	VI . . . . .	-	-
MI, E . . . .	750	48,095	VT . . . . .	-	-
MI, W . . . .	30,503	344,492	WA, E . . . .	938	-
MN . . . . .	-	166,398	WA, W . . . .	2,764	4,521,488
MO, E . . . .	21,195	-	WI, E . . . .	395	26,298
MO, W . . . .	10	136,933	WI, W . . . .	-	-
			WV, N . . . .	-	-
			WV, S . . . .	2,896	315,502*
			WY . . . . .	-	70,866

\* The amount invested in U.S. Treasury Securities was \$ 18,457,928.

## REPORT OF COMPLAINTS FILED AND ACTION TAKEN UNDER TITLE 28 U.S.C. SECTION 372(c)

Any person alleging that a Federal judge or magistrate has engaged in conduct prejudicial to the effective and expeditious administration of the business of the courts, or that such official cannot discharge all the duties of the office because of physical or mental disability, may file a complaint with the clerk of the appropriate court of appeals or national court pursuant to Title 28 U.S.C. Section 372(c). Such complaints are initially reviewed by the chief judge of the court, who may dismiss the complaint if he finds it is (1) not in compliance with the filing provisions of Section 372(c), (2) directly related to the merits of a judicial decision, or (3) frivolous. He may also conclude the proceeding if he finds that corrective action has been taken, or he may appoint a special committee to investigate the allegations in the complaint on behalf of the judicial council. The judicial councils are granted power to take appropriate action, except that in no circumstances may the council order removal from office of a judge appointed to serve during good behavior under Article III of the Constitution.

The disposition of complaints shall not be judicially reviewable on appeal (as provided by Section 372(c)(10)). The complainant or the subject of a complaint may, however, petition the judicial council for review of any order of a chief judge dismissing a complaint. Petition may also be made to the Judicial Conference for review of judicial council orders issued after special committee investigation. The Conference is permitted to act on such petitions directly or to establish a standing committee to take final action on its behalf. In July 1982, the Chief Justice appointed the Judicial Conference Committee to Review Circuit Council Conduct and Disability Orders, consisting of three U.S. judges, who will act for the Conference in its review responsibility under Section 372(c)(10).

These procedures for filing and consideration of complaints have been in operation since October 1, 1981, the effective date of the Judicial Councils Reform and Judicial Conduct and Disability Act of 1980, which established the procedures and the requirement for the Director of the AO to report on the nature of complaints filed and their disposition. In the Director's first report on complaints filed under the Act, which covered a nine-month period, there were 89 complaints filed with clerks of court; 77 of them were concluded during that time period, leaving 12 complaints pending on June 30, 1982.

The number of complaints filed against Federal judges, magistrates and other court staff increased to 148 during the twelve month period ended June 30, 1983. A single complaint involving multiple allegations may be lodged against several court officials. In 1983, there were 75 allegations that judicial personnel engaged in conduct prejudicial to the effective and expeditious administration of the courts; 2 allegations that a judicial official's physical disability prevented the official from discharging all duties of the office; 111 allegations that were outside the jurisdiction of Title 28 U.S.C. Section 372; and 2 allegations of mental disability. The 148 complaints were directed against 45 court of appeals judges, 124 district judges, 15 Article I judges, 20 magistrates, and 9 other court personnel.

As in 1982, the preponderance of complaints concluded this year were handled directly by chief judges of the courts of appeals or national courts. They ruled that 9 complaints were not in conformity with the filing requirements; 15 were frivolous; 66 complaints were dismissed because they were directly related to the merits of a decision; and they found that appropriate action had already been taken in 7 complaints. Two complaints were withdrawn. The remaining 30 cases were dismissed by the judicial councils of the circuits, following a petition for review by the complainant in all but 3 cases. There were three referrals to the judicial council by chief judges.

During 1983, there were five petitions for review to the Judicial Conference Committee to Review Circuit Council Conduct and Disability Orders. The Committee dismissed the five petitions, ruling that four complaints were related to the merits of the decision in a case and that the Judicial Conference did not have jurisdiction to hear the fifth petition for review.

Table 30 contains a summary of the complaints pending on July 1, 1982, and the number filed, disposed of and pending at the end of the year for each circuit and the two national courts.

Table 30  
Report of Complaints Filed and Action Taken  
Under Authority of Title 28 U.S.C. Section 372(c)  
During the Twelve Month Period Ended June 30, 1983

Summary of Activity	Total	Circuits													National Courts	
		Fed	DC	1st	2nd	3rd	4th	5th	6th	7th	8th	9th	10th	11th	C.C.	C.I.T.
Complaints Pending on July 1, 1982	12	0	4**	0	1	1	0	1	1	0	0	4	0	0*	0	0
Number of Complaints Filed	148	3	1	6	11	21	12	7	11	9	5	35	5	20	2	0
Number of Officials Complained About:																
Article III Judges:																
Circuit	45	5	-	3	3	9	-	4	2	8	-	11	-	-	-	-
District	124	-	1	7	11	11	9	5	8	27	3	19	4	19	-	-
National Courts	15	-	-	-	-	2	-	1	-	-	-	9	1	-	-	-
Article I Judges	20	-	-	-	1	1	2	1	1	1	2	7	-	4	-	-
Magistrates	20	-	-	-	-	-	-	-	-	-	-	2	-	5	-	-
Others	9	-	-	2	-	-	-	-	-	-	-	-	-	-	-	-
Nature of Allegations:																
Mental Disability	2	-	-	-	-	-	-	-	1	-	-	-	1	-	-	-
Physical Disability	2	-	-	-	-	-	-	-	1	-	-	-	1	-	-	-
Other Allegations	75	3	1	5	13	2	4	8	6	7	7	12	1	6	-	-
Allegations Not Within Section 372 Jurisdiction	111	-	-	1	-	19	10	-	11	6	-	32	4	26	2	-
Number of Complaints Concluded or Dismissed	129	3	4**	6	11	10	10	7	9	9	5	33	0	20	2	0
By Chief Judges:																
372(c)(3)(A)(i)	9	-	-	1	3	-	-	-	1	-	1	3	-	-	-	-
(ii)	66	1	-	4	1	-	6	6	6	6	3	13	-	17	-	-
(iii)	15	2	-	-	3	-	1	-	-	1	-	5	-	2	1	-
372(c)(3)(B)	7	-	-	-	1	-	-	-	-	-	-	5	-	1	-	-
Complaint Withdrawn	2	-	-	-	1	-	-	-	-	-	-	1	-	-	-	-
Subtotal	99	3	0	5	8	4	7	6	7	7	5	26	0	20	1	0
By Judicial Councils:																
372(c)(6)(B)(i)	-	-	-	-	-	-	-	-	-	-	-	-	-	-	-	-
(ii)	-	-	-	-	-	-	-	-	-	-	-	-	-	-	-	-
(iii)	-	-	-	-	-	-	-	-	-	-	-	-	-	-	-	-
(iv)	-	-	-	-	-	-	-	-	-	-	-	-	-	-	-	-
(v)	-	-	-	-	-	-	-	-	-	-	-	-	-	-	-	-
(vi)	-	-	-	-	-	-	-	-	-	-	-	-	-	-	-	-
(vii)	-	-	-	-	-	-	-	-	-	-	-	-	-	-	-	-
Dismissals	30	-	4	1	3	6	3	1	2	2	-	7	-	-	1	-
Subtotal	30	0	4	1	3	6	3	1	2	2	0	7	0	0	1	0
Referred to Judicial Conferences:																
372(c)(7)(A)	-	-	-	-	-	-	-	-	-	-	-	-	-	-	-	-
372(c)(7)(B)(i)	-	-	-	-	-	-	-	-	-	-	-	-	-	-	-	-
(ii)	-	-	-	-	-	-	-	-	-	-	-	-	-	-	-	-
Subtotal	0	0	0	0	0	0	0	0	0	0	0	0	0	0	0	0
Number of Complaints Pending	31	0	1	0	1	12	2	1	3	0	0	6	5	0	0	0
Number of Officials Complained About:																
Article III Judges:																
Circuit	7	-	-	-	-	5	-	1	1	-	-	-	-	-	-	-
District	17	-	1	-	1	7	1	-	1	-	-	2	4	-	-	-
National Courts	-	-	-	-	-	-	-	-	-	-	-	-	-	-	-	-
Article I Judges	5	-	-	-	-	-	-	-	1	-	-	3	1	-	-	-
Magistrates	2	-	-	-	-	1	-	-	-	-	-	1	-	-	-	-
Others	2	-	-	-	-	-	-	-	-	-	-	-	-	-	-	-

C.C. - U.S. Claims Court  
C.I.T. - Court of International Trade

\* Revised  
\*\* Includes 2 complaints reported as terminated by the Chief Judge on or before June 30, 1982 and subsequently reviewed by the Judicial Council.

Note: See following page for explanation of complaints concluded.

# Footnotes for Table 30

- 1 Not in conformity with requirements of Title 28 U.S.C. 372(c)(1): a brief written statement filed with clerk of court of appeals alleging conduct prejudicial to the effective and expeditious administration of the business of the courts, or alleging inability to discharge all the duties of office by reason of mental or physical disability.
- 2 Directly related to the merits of a decision or procedural ruling.
- 3 Frivolous.
- 4 Appropriate corrective action has been taken.
- 5 Directing the chief judge of the district to take appropriate action with regard to a magistrate who is the subject of a complaint.
- 6 Certifying disability of an Article III judge.
- 7 Requesting the voluntary retirement of an Article III judge, with the provision that the length of service requirements under Title 28 U.S.C. Section 371 shall not apply.
- 8 Ordering that no further cases be assigned for a temporary or time-certain period.
- 9 Censuring or reprimanding by means of private communication.
- 10 Censuring or reprimanding by means of public announcement.
- 11 Ordering such other action as is deemed appropriate to assure the effective and expeditious administration of the business of the courts within the circuit, but not dismissals.
- 12 Dismissals affirming a chief judge's final order, or pursuant to petition for review, or based upon an independent council decision.
- 13 Discretionary referral to the Judicial Conference.
- 14 Mandatory referral to the Judicial Conference upon a finding that an Article III judge has engaged in conduct that might constitute a ground for impeachment.
- 15 Mandatory referral to the Judicial Conference upon a finding that an Article III judge has engaged in conduct which is not amenable to resolution by the Judicial Council.



**REPORT OF FEES AND EXPENSES  
AWARDED UNDER THE EQUAL ACCESS TO JUSTICE ACT OF 1980**

**The Equal Access to Justice Act**

The Equal Access to Justice Act, Title II of P.L. 96-481, 94 STAT 2325, lessens the financial burden on private parties who prevail against the U.S. in agency adversary adjudications or non-tort civil actions by authorizing the award of attorney fees and expert witness fees. The Act also covers outlays for any study, analysis, engineering report, test, or project necessary in building a case. To be eligible for such an award, the party must prevail and meet certain financial requirements of the statute. Even when the private party prevails against the U.S. and is determined to be financially eligible, however, the attorney fees and other expenses requested can be denied if the U.S. can demonstrate that its position was "substantially justified." Petitions for fees may also be denied if the court finds that the private litigant used delaying tactics or if special circumstances exist which would make an award unjust.

**Reporting Requirement**

This is the second report prepared in accordance with Title 28 U.S.C. Section 2412(d)(5), which requires the Director of the AO to include in his **Annual Report** the amount of fees and other expenses awarded by the Federal courts under Title 28 U.S.C. Section 2412(d) during the preceding fiscal year. The **Annual Report**, however, is prepared for the year ended June 30, not the fiscal year. Consequently, last year's report only covered the period from the effective date of the Act, October 1, 1981 through June 30, 1982. This year's report, therefore, is the first to provide data for an entire year (July 1, 1982 through June 30, 1983).

**Amendments to the 1982 Report**

In last year's report, two cases where the request for attorney fees was denied and only the request for service and filing fees was granted, were counted as "Petitions Granted." After reviewing the Act, it has been determined that decisions of this type should be reported as "Petitions Denied". An amended table on 1982 awards is provided in this report.

In addition, the Department of Justice was identified as the government agency involved in a district court case when actually they were representing the Internal Revenue Service. The amended 1982 table reports this case under the Internal Revenue Service.

Finally, data on three additional fee determinations made prior to June 30, 1982 were received after the 1982 report was published. These three cases are included in the amended table, raising the total number of petitions filed and closed to 33. Of these 33 petitions, 21 (63.6 percent) were denied. Federal courts granted 12 petitions, awarding a total of \$703,916.

Table 31  
Decisions or Applications for Equal Access to Justice Act Awards  
By Type of Court and Agency - October 1, 1981 through June 30, 1982<sup>1</sup>

Court/Agency	Peti- tions	Petitions Denied		Petitions Granted			Nature and Amount of Awards <sup>2</sup>			
		Number	Total Fees and Expenses Claimed	Number	Total Fees and Expenses Claimed	Total Amount Awarded	A	B	C	D
<b>Total .....</b>	<b>33</b>	<b>21</b>	<b>\$285,404</b>	<b>12</b>	<b>\$781,244</b>	<b>\$703,916</b>	<b>\$697,222</b>	<b>-</b>	<b>-</b>	<b>\$6,694</b>
U.S. Court of Claims										
Dept. of the Treasury .....	1	1	10,391	-	-	-	-	-	-	-
U.S. Courts of Appeals										
Dept. of Labor .....	2	1	51,479	1	12,930	12,930	12,930	-	-	-
Internal Revenue Service .....	1	1	22,917	-	-	-	-	-	-	-
Occupational Safety and Health Review Comm. ....	1	1	4,610	-	-	-	-	-	-	-
U.S. District Courts										
Army Corps of Engineers .....	1	1	20,829	-	-	-	-	-	-	-
Dept. of Agriculture .....	1	1	- <sup>3</sup>	-	-	-	-	-	-	-
Dept. of Defense .....	1	-	-	1	200,000	200,000	200,000	-	-	-
Dept. of Health and Human Services .....	7	2	12,745	5 <sup>4</sup>	534,815	463,649	458,976	-	-	4,673
Dept. of Housing and Urban Development .....	1	1	20,550	-	-	-	-	-	-	-
Dept. of the Interior .....	6	6	46,860	-	-	-	-	-	-	-
Dept. of Transportation .....	1	1	55,000	-	-	-	-	-	-	-
Gov't. Printing Office .....	1	-	-	1	10,832	5,901	5,710	-	-	191
Internal Revenue Service .....	8	5	40,023	3	22,236	21,005	19,235	-	-	1,770
U.S. Bankruptcy Courts										
Internal Revenue Service .....	1	-	-	1	431	431	371	-	-	60

<sup>1</sup> Revised

<sup>2</sup> A = Attorney Fees

B = Study, Analysis, Engineering Report, Test or Project

C = Expert Witness Fees

D = Other, including filing and service fees, telephone expenses, and transportation costs.

<sup>3</sup> Petitioner did not specify an amount in the request for attorney fees.

<sup>4</sup> Includes one case where \$435,999 in attorney fees and other expenses was awarded against the Department of Health and Human Services, the Federal Communications Commission, the Department of Education, and the Department of Justice.

### Analysis and Summary of 1983 Data

During the year ended June 30, 1983, the Federal courts disposed of 133 petitions for attorney fees and other expenses under the Equal Access to Justice Act. Ninety-five petitions (71.4 percent) were terminated in the U.S. district courts, 22 (16.5 percent) in the U.S. courts of appeals, 14 (10.5 percent) in the U.S. Claims Court, 1 in the U.S. Court of International Trade, and 1 in the U.S. bankruptcy courts. Table 32 summarizes equal access to justice data by type of court and agency.

Twenty-eight different government agencies were involved in at least one equal access decision. The Department of Health and Human Services was involved in more than one-third (50) of the terminated petitions. Most of these cases originally involved disputes under the Social Security Act. Twenty-two petitions named the Internal Revenue Service, while the National Labor Relations Board was involved in eight decisions.

Of the 133 petitions disposed of, 106 (79.7 percent) were original applications under Title 28 U.S.C. Section 2412(d)(1)(A), after judgment in a civil case against the U.S., and 19 (14.3 percent) were original applications under Title 28 U.S.C. Section 2412(d)(3), after the court reviewed an agency decision on the merits of the case. Seven were appeals of attorney fee determinations made by lower courts. In four of the seven, the court reversed the lower court decision and denied attorney fees. In the other three, the court affirmed the lower court's denial of attorney fees. In each case, the court found the U.S. position "substantially justified." Cases remanded to lower courts for further proceedings are not included in this report. One petition was for leave to appeal a fee determination made by the National Labor Relations Board (NLRB) under Title 5 U.S.C. Section 504(c)(2). The U.S. court of appeals granted the petition but affirmed the NLRB's denial of attorney fees. In other cases, U.S. courts of appeals have held that the Equal Access to Justice Act does not authorize either agency boards of contract appeals or the U.S. Tax Court to award attorney fees and expenses against the U.S.

Over 60.0 percent (81) of the 133 requests for attorney fees and expenses were denied. Federal courts denied 77 petitions because they found the U.S. position "substantially justified." The Federal agencies involved in these cases were able to demonstrate that their positions were reasonable in law and in fact. One petition was denied because the petitioner unduly protracted the proceedings, and two were denied because the petitioners had, earlier in the proceeding, waived all rights to attorney fees. Finally, one petition was denied because special circumstances made an award unjust. Since the petitioner did not have "clean hands", the court held it would not be equitable to award attorney fees.

In addition, at least 11 petitions were denied because the petitioner was not determined to be the prevailing party, and at least 3 petitions were denied because the petitioners did not file within the 30 day statutory limit. These cases are not included in Table 32 because the Federal courts were not required to file reports when petitions are denied for one of these two reasons. Beginning July 1, 1983, however, the Federal courts will file reports when equal access petitions are denied because (1) the petitioner is not determined to be the prevailing party; (2) the petitioner did not file within the 30 day statutory limit; (3) the petitioner was financially ineligible; and (4) the petitioner should have filed under another fee-shifting statute. These cases will be included in the 1984 report.

Federal courts granted 52 requests for attorney fees and expenses, awarding a total of \$1,717,094. This is not the amount received by successful petitioners, however, because the U.S. has appealed most of the awards. Of the total amount awarded by the courts, \$1,691,822 (98.5 percent) was for attorney fees. The balance was for studies, analyses, engineering reports, tests or projects (\$11,939), expert witness fees (\$2,303), or other expenses (\$11,030), such as photocopying and telephone calls.

One award accounted for 65.8 percent of the total amount awarded. This case involved a \$60,000 damage settlement against the Department of Housing and Urban Development for failing to carry out legislation mandating the creation of a reserve fund to help subsidize low-income tenants' tax and utility costs in certain federally assisted housing projects. The district court granted an interim award of \$1,129,450 in attorney fees. The following table summarizes the number of awards and the total amount awarded against various federal agencies, starting with the largest amount awarded:

Agency	Number of Awards	Total Amount Awarded (Dollars)
<b>Total</b> .....	<b>52</b>	<b>1,717,094</b>
Dept. of Housing & Urban Development .....	2	1,157,916
Dept. of State .....	1	98,000
Dept. of Health & Human Services .....	25	82,780
Internal Revenue Service .....	5	82,607
Environmental Protection Agency .....	2	47,193
Renegotiation Board .....	1	43,780
Dept. of Interior .....	2	41,701
Dept. of Justice .....	2	38,087
Dept. of Transportation .....	1	33,000
Dept. of Labor .....	2	23,408
Federal Bureau of Investigation .....	1	14,225
Agency for International Development .....	1	12,110
Dept. of the Army .....	1	11,680
Dept. of Defense .....	2	11,622
Dept. of Navy .....	1	8,184
Dept. of Agriculture .....	2	6,336
Immigration and Naturalization Service .....	1	4,465

Table 32  
Decisions on Applications for Equal Access to Justice Act Awards  
By Type of Court and Agency - July 1, 1982 through June 30, 1983

Court/Agency	Petitions <sup>1</sup>	Petitions Denied <sup>1</sup>		Petitions Granted			Nature and Amount of Awards <sup>2</sup>			
		Number	Total Fees and Expenses Claimed	Number	Total Fees and Expenses Claimed	Total Amount Awarded	A	B	C	D
<b>Total</b> .....	133	81	\$1,307,141	52	\$2,232,454	\$1,717,094	\$1,691,822	\$11,939	\$2,303	\$11,030
U.S. Court of International Trade										
Dept. of the Treasury .....	1	1	12,748	-	-	-	-	-	-	-
U.S. Claims Court										
Agency for International Development .....	1	-	-	1	230,234	12,110	11,362	-	-	748
Dept. of the Air Force .....	2	2	16,067	-	-	-	-	-	-	-
Dept. of the Army .....	2	1	5,264	1 <sup>3</sup>	11,680	11,680	11,680	-	-	-
Dept. of the Navy .....	1	1	22,552	-	-	-	-	-	-	-
Dept. of the Treasury .....	2	2	52,738	-	-	-	-	-	-	-
General Services Administration .....	1	1	21,769	-	-	-	-	-	-	-
Internal Revenue Service .....	3	3	23,397	-	-	-	-	-	-	-
Renegotiation Board .....	1	-	-	1 <sup>3</sup>	96,259	43,780	36,291	4,625	-	2,864
Small Business Administration .....	1	1	12,847	-	-	-	-	-	-	-
U.S. Courts of Appeals										
Dept. of the Army .....	1	1	11,680	-	-	-	-	-	-	-
Dept. of Defense .....	1	1	- <sup>4</sup>	-	-	-	-	-	-	-
Dept. of Health and Human Services .....	4	4	36,446	-	-	-	-	-	-	-
Environmental Protection Agency .....	1	-	-	1	34,376	34,376	34,376	-	-	-
Immigration and Naturalization Service .....	1	1	2,105	-	-	-	-	-	-	-
Internal Revenue Service .....	2	2	39,582	-	-	-	-	-	-	-
National Labor Relations Board .....	7	7	85,740	-	-	-	-	-	-	-
Occupational Safety and Health Administration .....	1	1	17,972	-	-	-	-	-	-	-
Railroad Retirement Board .....	1	1	- <sup>4</sup>	-	-	-	-	-	-	-
Renegotiation Board .....	1	1	96,259	-	-	-	-	-	-	-
Tennessee Valley Authority .....	1	1	17,122	-	-	-	-	-	-	-
Veteran's Administration .....	1	1	22,195	-	-	-	-	-	-	-

Table 32  
Decisions on Applications for Equal Access to Justice Act Awards  
By Type of Court and Agency - July 1, 1982 through June 30, 1983  
(continued)

Court/Agency	Petitions <sup>1</sup>	Petitions Denied <sup>1</sup>		Petitions Granted			Nature and Amount of Awards <sup>2</sup>			
		Number	Total Fees and Expenses Claimed	Number	Total Fees and Expenses Claimed	Total Amount Awarded	A	B	C	D
U.S. District Courts										
Army Corps of Engineers .....	1	1	13,194	-	-	-	-	-	-	-
Dept. of Agriculture .....	5	3	279,265	2	6,827	6,336	6,336	-	-	-
Dept. of the Army .....	1	1	16,901	-	-	-	-	-	-	-
Dept. of Defense .....	2	-	-	2	11,622	11,622	11,622	-	-	-
Dept. of Health and Human Services .....	46	21	40,987	25	121,571	82,780	79,493	1,754	598	935
Dept. of Housing and Urban Development .....	3	1	28,466	2	1,157,916	1,157,916	1,157,916	-	-	-
Dept. of the Interior .....	4	2	33,056	2	123,728	41,701	30,594	5,560	-	5,547
Dept. of Justice .....	2	-	-	2	120,832	38,087	37,740	-	-	347
Dept. of Labor .....	2	-	-	2	24,033	23,408	23,408	-	-	-
Dept. of the Navy .....	4	3	157,057	1	8,184	8,184	8,184	-	-	-
Dept. of State .....	1	-	-	1	100,319	98,000	98,000	-	-	-
Dept. of Transportation .....	1	-	-	1	43,000	33,000	33,000	-	-	-
Environmental Protection Agency .....	1	-	-	1	38,957	12,817	12,659	-	-	158
Federal Bureau of Investigation .....	1	-	-	1	14,225	14,225	14,225	-	-	-
Immigration and Naturalization Service .....	2	1	2,105	1	5,755	4,465	4,365	-	-	100
Internal Revenue Service .....	16	11	235,238	5	82,936	82,607	80,571	-	1,705	331
National Labor Relations Board .....	1	1	4	-	-	-	-	-	-	-
Office of Patents and Trademarks .....	1	1	850	-	-	-	-	-	-	-
Small Business Administration .....	1	1	3,539	-	-	-	-	-	-	-
U.S. Bankruptcy Courts										
Internal Revenue Service .....	1	1	4	-	-	-	-	-	-	-

<sup>1</sup> Totals do not include at least 11 petitions which were denied because petitioners were not determined to be the prevailing party, and at least 3 petitions were denied because petitioner did not file for attorney fees within the 30 day statutory deadline.

<sup>2</sup> A = Attorney Fees

B = Study, Analysis, Engineering Report, Test or Project

C = Expert Witness Fees

D = Other, including photocopying costs, telephone expenses, and transportation costs.

<sup>3</sup> These awards were subsequently denied on appeal to the U.S. Court of Appeals for the Federal Circuit.

<sup>4</sup> Petitioner did not specify an amount in the request for attorney fees.

## EQUAL EMPLOYMENT OPPORTUNITY PROGRAM

The twelve month period ended June 30, 1983, marks the completion of the third year of operations for the courts under the Judiciary Equal Employment Opportunity Program. The program was initiated in accordance with the Judicial Conference's September 1979 resolution (Conf. Rept., p. 58), as amended at its March 1980 session (Conf. Rept., p. 5), requiring each court to adopt and implement equal employment opportunity plans and to submit annually to the AO statistical and narrative reports on its plan. The Conference's resolution reaffirms its 1966 policy statement endorsing the national policy of a positive program to provide equal employment opportunity. The courts' record of compliance with the reporting requirements continues to be outstanding. A two-volume report has been published under separate cover and was presented to the Conference. A summary of the two-volume report is contained below.

During the twelve month period ended June 30, 1983, the courts have focused on increasing the number of women and minority applicants for positions in the federal courts through the expansion of their outreach efforts. The courts in general have advertised vacancies in newspapers having general circulation and sent notices of vacancies to minority and women's organizations and to colleges and universities having high minority and women enrollments. In addition, as was the case in the previous two years, the AO circulated a letter to all accredited law schools reminding them of the courts' adoption of equal employment opportunity plans and of employment opportunities in the federal courts for law students and law graduates. While these extra recruitment efforts are costly and time-consuming, they are demonstrative of the judiciary's commitment to attracting highly qualified, potential applicants who reflect the makeup of the relevant labor markets.

In addition to publicizing vacancies widely, the courts have afforded current employees equal opportunities for advancement and promotion by improving the skills, knowledges, and abilities of employees through in-house formal and informal cross-training programs, training programs under the auspices of the FJC, and outside training programs.

Despite concerted and, in some instances, extraordinary recruiting efforts to attract more minority and women applicants, some courts have had difficulty in attracting a more representative applicant pool. Among those factors inhibiting the recruitment, hiring, advancement, and promotion of highly qualified minorities and women are the low turnover rates in the courts, coupled with low starting salaries, diminished benefits, and slow rates of salary increases in comparison to the salary and benefits available in the metropolitan labor markets. Also, because of budgetary constraints many courts, especially the bankruptcy courts, offered only temporary, short-term appointments that were not attractive to highly qualified prospective applicants. Thus, many of the temporary positions were difficult to fill, resulting in shortages in personnel and increased caseloads for existing employees.

In order to meet the increased needs of the courts for support services in implementing their equal employment opportunity plans, the AO received approval from the appropriate Congressional Committee to reprogram monies to hire a full-time person to advise and assist the courts, as well as the AO, in coordinating and implementing equal employment opportunity programs and to collect information for the evaluation and publication of an annual report on the operation of the programs in the courts.

Overall the reports received from the courts indicate that the courts are complying with their equal employment opportunity plans and programs.



**AN ANALYSIS  
OF THE WORKLOAD  
OF THE FEDERAL COURTS  
FOR THE  
TWELVE MONTH PERIOD ENDED  
JUNE 30, 1983**

The statistical analysis of the workload of the Federal judiciary which appears in this chapter was prepared by the Statistical Analysis and Reports Division. Appendix tables for the courts of appeals, civil, criminal, bankruptcy, and probation statistics were computer generated by the Systems Services Division.

## FOREWORD

The Administrative Office (AO) produces several reports for the use of the Federal judiciary, Congress, Executive departments, various agencies, and the public. These reports are based on statistics provided by judges, magistrates, clerks of court, probation officers, Federal public and community defenders, and their staffs. The data are entered into computers analyzed, and produced in various reports by the Statistical Analysis and Reports Division.

The judicial statistics appearing in this report continue to offer a comprehensive statement about the workload of the Federal courts. Changes in the collection of the statistical data over the 44 year history of the AO have not impaired the quality or reliability of the information.

Since October 1982 when the AO undertook the operations of various computer systems developed by the Federal Judicial Center (FJC), this agency has moved rapidly but carefully to provide judicial statistics (JS) via computerized forms and now computer tapes. The success of this venture is due to the hard work of the many persons in the courts and the AO.

Before a court can provide computerized JS forms or tapes, it must determine if such information meets the quality standards of accuracy, timeliness, and completeness. Clerks then request the AO to change from the manual reporting system to computerized reporting. Approval is given after a successful comparison of the quality of the statistical reporting. The status of computerized reporting by the courts is shown on the accompanying chart.

In less than nine months, 12 district courts representing 22 percent of the criminal workload have converted to computer preparation of JS records. In 11 of these courts, the data are transmitted by computer tape and in one district, computer forms are supplied. Out of the 19 district courts with Speedy Trial Accounting and Reporting Systems (STARS), 5 courts are providing computerized JS filing forms.

In the coming year, several courts with STARS will commence JS reporting. Eventually, as much as 80 percent of criminal statistics will be provided by computerized forms or tape.

Computerized JS civil forms were submitted by seven courts representing 13.2 percent of the total civil filings in 1983. Plans for extension depend on computer resources.

In the courts of appeals, all of the review and quality checks were carried out this statistical year in preparation for converting to computerized reporting in statistical year 1984. In the coming months the Second, Seventh, and Tenth Circuits will be providing computerized tapes.

U.S. District and Bankruptcy Courts  
Computer Applications for Record Keeping  
And Statistical Reporting as of June 30, 1983

District	Crim- inal	STARS*	Civil	Bank- ruptcy
<b>Total.....</b>	15	19	7	15
District of Columbia.....	JSC	-	JSA	-
<b>First Circuit</b>				
Massachusetts.....	JSC	-	-	-
Puerto Rico.....	-	X	-	-
<b>Second Circuit</b>				
New York, Eastern.....	X	-	-	X
New York, Southern.....	JSA	-	-	X
<b>Third Circuit</b>				
New Jersey.....	-	X	-	JSF
Pennsylvania, Eastern.....	-	JSF	-	-
<b>Fourth Circuit</b>				
South Carolina.....	-	X	JSF	-
<b>Fifth Circuit</b>				
Louisiana, Western.....	-	X	-	-
Texas, Southern.....	X	-	-	-
Texas, Western.....	JSC	-	-	-
<b>Sixth Circuit</b>				
Kentucky, Eastern.....	-	-	-	JSF
Kentucky, Western.....	-	X	-	-
Michigan, Eastern.....	JSC	-	JSA	-
Ohio, Northern.....	-	X	-	X
Ohio, Southern.....	-	-	-	X
Tennessee, Middle.....	-	X	-	-
Tennessee, Western.....	-	-	-	X
<b>Seventh Circuit</b>				
Illinois, Northern.....	JSC	-	-	X
Indiana, Southern.....	-	JSF	-	X
<b>Eighth Circuit</b>				
Arkansas, Eastern.....	-	JSF	-	-
Minnesota.....	-	X	-	-
Missouri, Western.....	X	-	-	-
South Dakota.....	-	X	-	-
<b>Ninth Circuit</b>				
Arizona.....	JSC	-	JSA	-
California, Northern.....	JSC	-	-	X
California, Eastern.....	-	X	-	X
California, Central.....	JSC	-	JSA	X
California, Southern.....	JSC	-	-	-
Oregon.....	JSC	-	JSA	X
Washington, Western.....	-	X	-	X
<b>Tenth Circuit</b>				
Colorado.....	-	X	-	-
New Mexico.....	-	JSF	-	-
<b>Eleventh Circuit</b>				
Alabama, Northern.....	-	X	-	-
Florida, Middle.....	-	JSF	-	-
Florida, Southern.....	-	X	-	-
Georgia, Northern.....	JSC	-	JSA	X

\* - Speedy Trial Accounting and Reporting System  
JSA - Automated forms  
JSC - Computer tape submissions  
JSF - Automated filing report  
X - Automated or computer tape reporting to commence in statistical year 1984

Two bankruptcy courts are providing opening bankruptcy filing data by computer. Thirteen other bankruptcy courts are automating their reporting forms.

Personnel now devoted to entering manually completed JS criminal forms into the AO computer will be retrained to enter the reports for the Federal Probation Sentencing and Supervision Information Systems (FPSSIS) which will be initially supported by temporary personnel. Computer tape quality control responsibilities will be shared by the Statistical Analysis and Reports Division and the Court Operations Branch of the Systems Services Division.

By the mid 1980's additional efforts to provide computer technology to the Federal courts will reward the participants in providing JS reporting forms. Throughout this effort changes in how data are collected will not impair the quality of the data. The Subcommittee on Judicial Statistics of the Judicial Conference Committee on Court Administration addressed this point at its June 1983 meeting. The Subcommittee recognized "the efforts of the AO and FJC in seeking to improve the data collection process by the use of new technology. The Subcommittee does, however, wish to guard against a change in the data base as a result of the new procedures. Therefore, every effort should be made to be certain that, with the advancing technology, the AO continues to strive for the most accurate information possible so proper interpretation can be made by those using the statistics."

This responsibility requires continuous monitoring of the data obtained from computerized systems. This effort is well under way with various internal computer checks of information, as well as review of data as it is prepared by the court. Because the statistics obtained from the computer system are a by-product of the record keeping system of the court, such statistics are of the highest quality.

The adoption of case docket sets (which included statistical reporting forms) for civil reporting in 1972 and for criminal reporting in 1976 was a great time saver in producing information on judicial workload. The change to automated dockets and other record procedures were greatly assisted by standardization of information collection in the 1970's. The 1980's promise continued growth in the use of computer technology in the furtherance of case management control and judicial statistics.

U.S. COURTS OF APPEALS

FEDERAL CIRCUIT

Summary of Workload

The Federal Courts Improvement Act of 1982 (Public Law 97-164), established a new appellate court called the U.S. Court of Appeals for the Federal Circuit. This court, headquartered in Washington, DC, officially began its operations on October 1, 1982. The Federal Circuit was created by joining the appellate division of the U.S. Court of Claims with the U.S. Court of Customs and Patent Appeals. The court has retained the jurisdiction of both predecessor courts. Additionally, it has jurisdiction over final decisions of the U.S. district courts in patent infringement actions and final orders and decisions of the Merit Systems Protection Board and the various agency boards of contract appeals. A summary of the new court's workload during the nine month period ended June 30, 1983 appears in Table 1.

Table 1  
U.S. Court of Appeals for the Federal Circuit  
Appeals Filed, Terminated, and Pending  
During the Nine Month Period Ended June 30, 1983

Source of Appeal	Pending Oct. 1, 1982	Filed	Terminated								Pending June 30, 1983	
			Total	With- drawn	Decided							
					Total	Affirmed		Reversed		Modified		
						Num- ber	Per- cent <sup>1</sup>	Num- ber	Per- cent <sup>1</sup>	Num- ber		Per- cent <sup>1</sup>
Total.....	263	694	429	126	303	242	79.9	36	11.9	25	8.3	528
Board of Contract Appeals .....	30	33	40	10	30	28	93.3	1	3.3	1	3.3	23
Court of International Trade .....	16	21	21	1	20	16	80.0	1	5.0	3	15.0	16
U.S. Claims Court .....	74	70	77	12	65	44	67.7	11	16.9	10	15.4	67
U.S. District Courts .....	-	172	36	27	9	6	66.7	1	11.1	2	22.2	136
International Trade Commission .....	6	2	1	-	1	-	-	-	-	1	100.0	7
Merit Systems Protection Board .....	77	242	119	36	83	81	97.6	2	2.4	-	-	200
Patent and Trademark Office .....	58	141	123	29	94	67	71.3	19	20.2	8	8.5	76
Secretary of Commerce .....	1	1	1	-	1	-	-	1	100.0	-	-	1
Writs <sup>2</sup> .....	1	12	11	11	-	-	-	-	-	-	-	2

<sup>1</sup> Percents may not add up to 100.0 due to rounding.  
<sup>2</sup> This category includes both writs of mandamus and other extraordinary writs.

The Act also created the U.S. Claims Court, a new Article I trial forum with basically the same trial jurisdiction as the former U.S. Court of Claims. Statistics for the U.S. Claims Court appear in Appendix Table G-3.

During the nine month period ended June 30, 1983, a total of 694 appeals were entered on the Federal Circuit's docket. There was an increase in filings in each successive quarterly period, with the greatest influx of new cases (302) occurring in April through June 1983. The majority (80.0 percent) of the total filings for the circuit were appeals from decisions of the Merit Systems Protection Board (242 cases), the

U.S. district courts (172 cases), and the Patent and Trademark Office (141 cases). Of these three sources, appeals from the Merit Systems Protection Board reflected the largest continual growth, up from 22 appeals in the first quarter, to 108 appeals in the second quarter, to 112 appeals in the third quarter.

Appellate terminations totaled 429 cases during the nine month period. The largest number of dispositions, which comprised more than half of all terminations, involved appeals arising from the Patent and Trademark Office (123 cases) and the Merit Systems Protection Board (119 cases). Of the 303 dispositions shown as decided by the court, 79.9 percent were affirmed, 11.9 percent were reversed, and 8.3 percent were modified. A total of 126 cases were withdrawn prior to decision or dismissed after consideration by the court, with the greatest number of these (36) involving appeals from the Merit Systems Protection Board.

A total of 92 appeals filed on or after October 1, 1982 were terminated after oral hearing or submission on briefs during the nine month period ended June 30, 1983. For these appeals, the average times for various intervals of the termination process were 4.7 months from filing to oral hearing or submission on briefs, 1.0 month from oral hearing or submission on briefs to decision, and 5.7 months from filing to decision.

Since filings exceeded terminations by 265 cases, the pending caseload grew significantly during the first nine months of the court's operation. A total of 528 appeals were pending on the Federal Circuit's docket as of June 30, 1983, up 100.8 percent over the 263 cases transferred from predecessor courts pending at the beginning of the period. The categories showing the largest numbers of pending cases were the Merit Systems Protection Board (200), patent infringement cases from the U.S. district courts (136), the Patent and Trademark Office (76), and the U.S. Claims Court (67).

## TWELVE CIRCUIT COURTS OF APPEALS

### Summary of Workload

During the twelve month period ended June 30, 1983, the number of appeals filed, terminated, and pending in the U.S. courts of appeals reached the highest levels ever recorded in a statistical year. A total of 29,630 new appeals were entered on the dockets of the twelve courts of appeals, up 6.0 percent from the 27,946 appeals in 1982. Case terminations rose slightly during this period, up 2.4 percent from 27,984 appeals in 1982 to 28,660 in 1983. With the large number of new filings being docketed during the year, the overall pending caseload in the appellate courts reached 22,480 appeals on June 30, 1983. This total represents an increase of 4.5 percent over the 21,510 appeals pending at the same time last year and re-establishes the upward annual trend in the growth of the pending caseload. Table 2 provides a summary of the workload in the U.S. courts of appeals during each of the twelve month periods ended June 30, 1960, 1965, 1970, and 1975 through 1983. Table 3 is a comparison, by circuit, of the appellate workload during the twelve month periods ended June 30, 1982 and 1983.

Table 2  
U.S. Courts of Appeals  
Appeals Filed, Terminated, and Pending  
During the Twelve Month Periods Ended  
June 30, 1960, 1965, 1970, and  
1975 through 1983

Year	Number of Judgeships as of June 30	Filed	Terminated	Pending
1960 ...	68	3,899	3,713	2,220
1965 ...	78	6,766	5,771	4,775
1970 ...	97	11,662	10,699	8,812
1975 ...	97	16,658	16,000	12,128
1976 ...	97	18,408	16,426	14,110
1977 ...	97	19,118	17,784	15,444
1978 ...	97	18,918	17,714	16,648
1979 ...	132	20,219	18,928	17,939
1980 ...	132	23,200	20,887	20,252
1981 ...	132	26,362	25,066	21,548
1982 ...	132	27,946	27,984	21,510
1983 ...	132	29,630	28,660	22,480
Percent Change 1983 over				
1978 ...	36.1	56.6	61.8	35.0
1982 ...	-	6.0	2.4	4.5

Table 3  
U.S. Courts of Appeals  
Appeals Commenced, Terminated, and Pending, by Circuit  
During the Twelve Month Periods Ended June 30, 1982 and 1983

Circuit	Filings			Terminations			Pending		
	1982	1983	Percent Change	1982	1983	Percent Change	1982	1983	Percent Change
<b>Total . . . . .</b>	<b>27,946</b>	<b>29,630</b>	<b>6.0</b>	<b>27,984</b>	<b>28,660</b>	<b>2.4</b>	<b>21,510</b>	<b>22,480</b>	<b>4.5</b>
District of Columbia . . . .	1,447	1,562	7.9	1,656	1,531	-7.6	1,386	1,417	2.2
First . . . . .	1,040	936	-10.0	981	940	-4.2	554	550	-0.7
Second . . . . .	2,827	2,731	-3.4	2,518	2,773	10.1	1,005	963	-4.2
Third . . . . .	2,191	2,513	14.7	2,264	2,456	8.5	1,452	1,509	3.9
Fourth . . . . .	2,651	2,411	-9.1	2,672	2,299	-14.0	1,738	1,850	6.4
Fifth* . . . . .	2,715	3,193	17.6	2,772	2,996	8.1	2,210	2,407	8.9
Sixth . . . . .	2,599	2,824	8.7	2,695	2,825	4.8	2,457	2,456	-0.1
Seventh . . . . .	2,150	2,335	8.6	2,130	2,076	-2.5	1,715	1,974	15.1
Eighth . . . . .	1,596	1,697	6.3	1,586	1,514	-4.5	795	978	23.0
Ninth . . . . .	4,390	4,583	4.4	4,498	4,878	8.4	4,236	3,941	-7.0
Tenth . . . . .	1,784	1,767	-1.0	2,012	1,584	-21.3	1,403	1,586	13.0
Eleventh* . . . .	2,556	3,078	20.4	2,200	2,788	26.7	2,559	2,849	11.3

\* For comparison purposes, data is reflected as if the Fifth Circuit Court of Appeals Reorganization Act of 1980 was in effect during the entire 1982 statistical year. The figures have been approximated based on information provided by the circuits and other available material.

#### Filings Rise 6.0 Percent

For the second consecutive year, the overall rate of increase for new filings in the U.S. courts of appeals was 6.0 percent. During 1983, 8 of the 12 courts of appeals reported increases in their docketing activity. The largest increase occurred in the Eleventh Circuit, where case filings grew 20.4 percent to 3,078 appeals. Most of the growth in this circuit can be attributed to a doubling of the number of U.S. and state prisoner petitions filed during the year. Other notable increases in case filings were shown in the Fifth Circuit (up 17.6 percent) and the Third Circuit (up 14.7 percent).

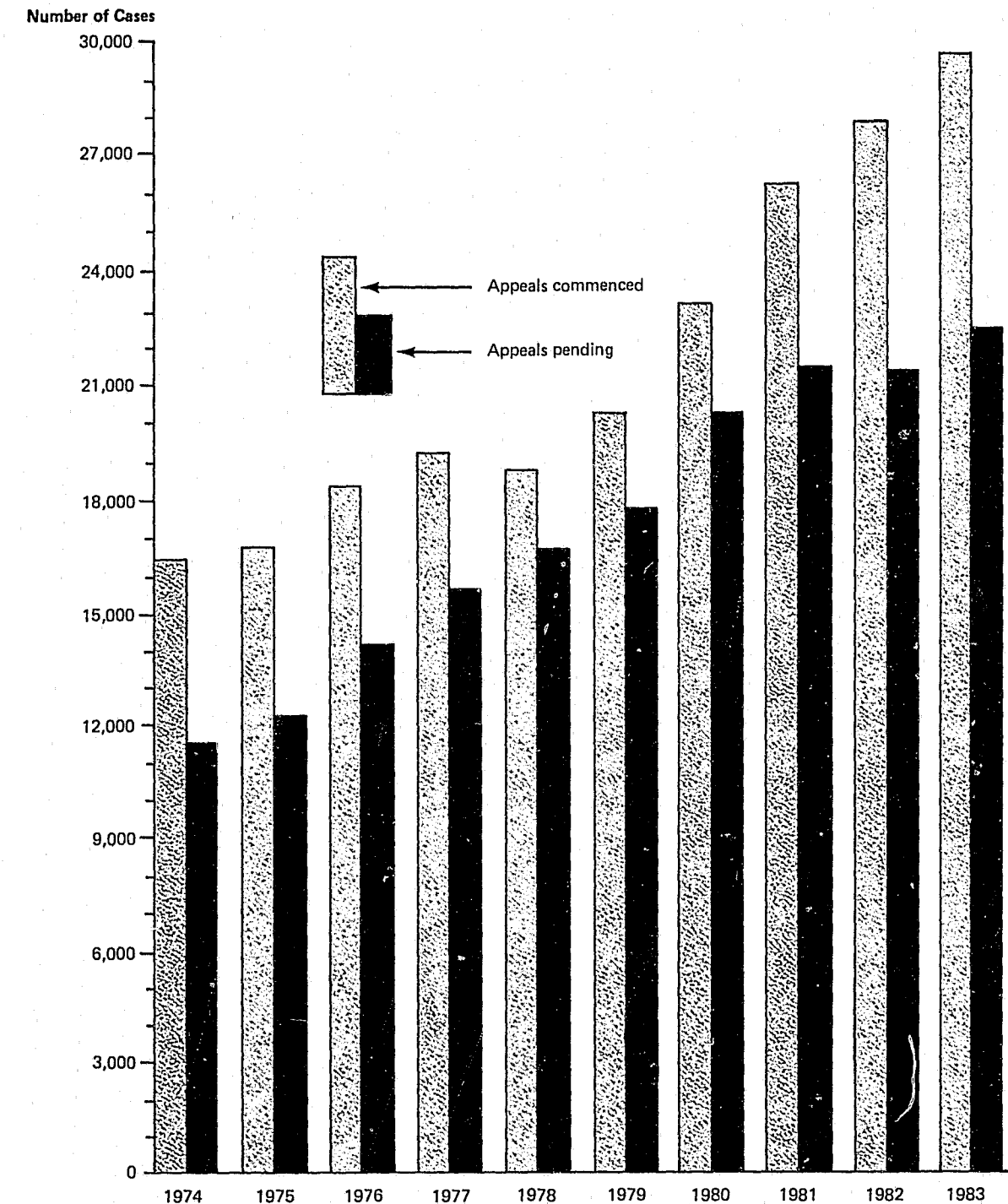
Four circuit courts (First, Second, Fourth, and Tenth) experienced decreased docketing activity during the past twelve months. The most substantial declines were in the First and Fourth Circuits, down 10.0 percent and 9.1 percent, respectively. The decrease in the First Circuit was due mainly to a 25.3 percent drop in new private civil appeals (exclusive of prisoner petitions). The reduction in the Fourth Circuit was caused by sizable decreases in new criminal (down 19.9 percent) and state prisoner appeals (down 18.1 percent).

Nationally, all types of appeals, except for administrative agency cases, reflected increases in filings during the past twelve months. The largest numeric increase was in non-prisoner civil appeals which increased from 13,950 to 14,922, a jump of 972 cases. The most significant percentage rise was shown in bankruptcy appeals, up 35.2 percent from 509 filings in 1982 to 688 filings in 1983. Ten of the 12

#### UNITED STATES COURTS OF APPEALS

### APPEALS COMMENCED AND PENDING

12 MONTH PERIODS ENDED JUNE 30, 1974 THROUGH 1983



Note: Excludes U.S. Court of Appeals for the Federal Circuit.



courts experienced increases in the number of new bankruptcy filings during the year, with the largest numerical changes occurring in the Third Circuit (up 43 appeals) and the Fifth Circuit (up 39 appeals). The appellate courts also saw significant increases in appeals of state prisoner petitions (up 12.1 percent) and original proceedings (up 8.6 percent). The total number of administrative agency filings in the U.S. courts of appeals dropped for the second year in a row, down 1.6 percent from 3,118 cases in 1982 to 3,069 cases in 1983. The largest yearly decline was reported by the Seventh Circuit, where new administrative agency cases dropped 32.0 percent.

#### Reviews of Administrative Agency Cases Decline 1.6 Percent

During the twelve month period ended June 30, 1983, reviews of administrative agency cases declined 1.6 percent to 3,069 filings. This decrease represents the second consecutive yearly drop from the all-time high of 3,800 administrative agency appeals reported in 1981. Administrative agency cases comprised only 10.4 percent of the total appellate filings for 1983, down slightly from the 11.2 percent recorded last year. The largest numbers of filings were recorded in the District of Columbia Circuit (672 cases) and the Ninth Circuit (648 cases). Together, these two courts comprised 43.0 percent of the total administrative agency filings for 1983.

Appeals from decisions of the National Labor Relations Board accounted for the greatest portion (24.6 percent) of all the new administrative agency cases filed during the year. Compared to last year, however, the overall number of appeals from this agency dropped a sizable 9.9 percent, from 838 cases in 1982 to 755 cases in 1983. Other agencies with relatively large numbers of appealed decisions were the Immigration and Naturalization Service (402 cases); the U.S. Tax Court (375 cases); the Interstate Commerce Commission (299 cases); and the Federal Energy Regulatory Commission (273 cases). Table 4 is a summary, by circuit, of the number of appeals of decisions from each administrative agency during the twelve month period ended June 30, 1983.

Table 4  
U.S. Courts of Appeals  
Appeals Filed by Circuit  
Involving Administrative Agency Decisions  
During the Twelve Month Period Ended June 30, 1983

Agency	Total	Circuit											
		DC	1st	2nd	3rd	4th	5th	6th	7th	8th	9th	10th	11th
Total .....	3,069	672	68	230	201	170	261	287	170	108	648	106	148
Benefits Review Board (BRB) .....	90	10	3	9	13	14	8	21	4	1	-	6	1
Civil Aeronautics Board (CAB) .....	23	14	1	3	-	-	-	-	-	3	1	1	-
Commodity Futures Trading Commission (CFTR) .....	15	7	-	2	-	-	1	-	2	1	1	-	1
Copyright Royalty Tribunal (CRT) .....	12	11	-	1	-	-	-	-	-	-	-	-	-
Department of Agriculture (AGRI).....	10	2	-	1	1	-	-	1	2	-	2	1	-
Department of Energy (DOE).....	19	2	-	-	-	1	-	-	-	2	14	-	-
Department of Health and Human Services (HHS) .....	14	-	1	-	4	-	1	3	1	2	1	-	1
Department of Interior (DOI).....	15	14	-	-	-	-	-	-	-	-	1	-	-
Department of Labor (LABR) .....	107	2	5	6	8	10	1	7	4	3	59	-	2
Department of Transportation (TRAN).....	17	7	2	1	-	-	1	1	-	-	4	1	-
Environmental Protection Agency (EPA) .....	127	49	-	2	11	19	2	15	8	1	14	6	-
Federal Aviation Administration (FAA) .....	19	7	-	3	-	-	-	-	-	-	5	2	2
Federal Communications Commission (FCC) .....	122	117	-	-	-	1	-	1	1	-	-	2	-
Federal Energy Regulatory Commission (FERC) .....	273	123	-	13	1	10	65	4	2	2	26	19	8
Federal Labor Relations Authority (FLRA) .....	66	40	2	2	-	2	6	3	-	-	5	1	5
Federal Mine Safety and Health Review Commission (MSHR) .....	14	5	-	1	1	-	-	4	1	-	1	1	-
Federal Trade Commission (FTC).....	17	-	-	2	-	10	-	1	2	1	-	1	-
Immigration and Naturalization Service (INS) .....	402	2	11	25	22	15	21	23	10	10	244	3	16
Interstate Commerce Commission (ICC) .....	299	146	1	5	28	2	62	4	24	10	5	3	9
Merit Systems Protection Board (MSPB).....	97	25	1	7	6	7	13	8	2	3	10	5	10
National Labor Relations Board (NLRB).....	755	36	24	92	72	57	30	126	63	36	144	28	47
Nuclear Regulatory Commission (NRC) .....	19	15	-	2	-	-	-	1	-	-	-	1	-
Occupational Safety and Health Review Commission (OSHC) .....	49	4	3	7	6	1	14	8	1	1	2	1	1
Office of Workers Compensation Program (OWCP) .....	13	-	1	1	-	2	-	-	-	-	3	-	6
Railroad Retirement Board (RRRB) .....	22	5	-	1	-	1	1	5	3	5	1	-	-
U.S. Tax Court (US Tax Ct) .....	375	7	12	36	19	16	29	49	34	23	93	21	36
Other* .....	78	22	1	8	9	2	6	2	6	4	12	3	3

\* Includes all agencies involved in less than ten appeals during the twelve month period.

### Types of Appeals from the District Courts

Civil and criminal appeals originating from the U.S. district courts accounted for 84.5 percent of the total appeals filed in 1983. A total of 25,039 such appeals arose from the U.S. district courts, up 6.3 percent over the 23,551 appeals reported in 1982. The majority of this increase was the result of a 7.8 percent rise in new civil appeals during the year. Among these civil cases, the largest numerical growth occurred in appeals involving state prisoner civil rights (up 259 cases); and U.S. Federal question non-prisoner civil rights (up 256 cases). New criminal appeals grew by only 0.5 percent in 1983. The highest rates of growth in criminal were shown in appeals of assault cases (up 21.6 percent) and Drug Abuse Prevention and Control Act (DAPCA) cases (up 10.5 percent).

The most substantial declines in civil appeals occurred for U.S. defendant environmental matters (down 28.2 percent) and Federal question copyright, patent, and trademark cases (down 23.0 percent). Of the criminal appeals, the largest reductions in filings were in appeals involving auto theft (down 13.3 percent) and homicide (down 12.9 percent).

During 1983, a total of 4,069 appeals from the U.S. district courts involved petitions filed by state prisoners. This number represents a 12.1 percent increase over the 3,631 petitions filed in 1982. On a percentage basis, these appeals accounted for 16.3 percent of the total from the U.S. district courts and 13.7 percent of the overall appellate filings. Among the individual circuits, the largest portion (17.2 percent) of all state prisoner petitions were docketed in the Fourth Circuit. These appeals comprised 29.0 percent of the circuit's total filings for 1983. In relation to total circuit filings, substantial amounts of state prisoner petitions were also docketed in the Fifth Circuit (18.4 percent); the Sixth Circuit (16.6 percent); and the Seventh Circuit (16.5 percent). The lowest percentage of state prisoner petitions was found in the District of Columbia Circuit. The 30 filings comprised 1.9 percent of the District of Columbia Circuit's filings for 1983.

Terminations of civil and criminal appeals which arose from the U.S. district courts totaled 24,072 cases during the past year. This amount was 4.0 percent higher than the 23,145 appeals disposed of last year. These civil and criminal cases represented 84.0 percent of the total appellate terminations for 1983, up slightly from the 82.7 percent recorded in 1982. Both the civil and criminal appeals terminations grew this year. For civil, the biggest changes took place in appeals of U.S. defendant environmental matters (up 58.2 percent); Federal question contract actions (up 28.7 percent); and U.S. defendant tort actions (up 26.2 percent). With the criminal dispositions, the largest increases occurred in appeals involving weapons and firearms (up 42.4 percent); homicide (up 19.6 percent); and forgery and counterfeiting (up 19.0 percent).

Table 5  
U.S. Courts of Appeals  
Nature of Suit or Offense of Appeals from the U.S. District Courts  
Filed and Terminated in the U.S. Courts of Appeals  
During the Twelve Month Periods Ended June 30, 1982 and 1983

Nature of Suit or Offense	Filed			Terminated		
	1982	1983	Percent Change	1982	1983	Percent Change
<b>Total Cases</b> .....	23,551	25,039	6.3	23,145	24,072	4.0
<b>Total Civil Cases</b> .....	18,784	20,249	7.8	18,623	19,295	3.6
<b>U.S. Cases</b> .....	5,517	5,820	5.5	5,508	5,585	1.4
<b>U.S. Plaintiff</b> .....	899	964	7.2	944	894	-5.3
Contract Actions .....	91	96	5.5	94	82	-12.8
Real Property Actions .....	148	136	-8.1	163	132	-19.0
Civil Rights .....	96	77	-19.8	67	67	-
Labor .....	87	109	25.3	102	93	-8.8
Tax Suits .....	179	203	16.8	175	205	17.1
All Other .....	298	337	13.1	343	315	-8.2
<b>U.S. Defendant</b> .....	4,618	4,856	5.2	4,564	4,691	2.8
Contract Actions .....	148	136	-8.1	159	134	-15.7
Real Property Actions .....	83	80	-3.6	92	94	2.2
Tort Actions .....	443	496	12.0	409	516	26.2
Civil Rights .....	619	632	2.1	595	600	0.8
Prisoner Petitions:						
Motions to Vacate						
Sentence .....	359	388	8.1	418	430	2.9
Habeas Corpus .....	455	440	-3.3	429	454	5.8
Prisoner Civil Rights .....	234	282	20.5	282	263	-6.7
Other Prisoner Petitions .....	155	148	-4.5	159	139	-12.6
Social Security Laws .....	779	992	27.3	759	738	-2.8
Tax Suits .....	248	259	4.4	237	265	11.8
Environmental Matters .....	124	89	-28.2	79	125	58.2
Freedom of Information Act .....	98	103	7.3	110	88	-20.0
All Other .....	875	811	-7.3	836	845	1.1
<b>Private Cases</b> .....	13,267	14,429	8.8	13,115	13,710	4.5
<b>Federal Question</b> .....	9,994	10,769	7.8	9,878	10,359	4.9
Contract Actions .....	373	401	7.5	296	381	28.7
Tort Actions .....	600	607	1.2	617	610	-1.1
Civil Rights .....	2,787	3,043	9.2	2,709	2,890	6.7
Antitrust .....	378	345	-8.7	439	361	-17.8
Prisoner Petitions:						
Habeas Corpus .....	1,529	1,683	10.1	1,473	1,684	14.3
Prisoner Civil Rights .....	2,038	2,297	12.7	2,148	2,103	-2.1
Other Prisoner Petitions .....	63	89	41.3	76	57	-25.0
Labor .....	704	845	20.0	661	790	19.5
Copyrights, Patent and						
Trademark .....	434	334	-23.0	399	409	2.5
Securities, Commodities,						
Exchange .....	305	308	1.0	363	303	-16.5
Constitutionality of State						
Statutes .....	117	116	-0.9	107	115	7.5
All Other .....	666	701	5.3	590	656	11.2
<b>Diversity of Citizenship</b> .....	3,217	3,610	12.2	3,176	3,308	4.2
Contract Actions .....	1,808	1,983	9.7	1,847	1,856	0.5
Tort Actions .....	1,240	1,413	14.0	1,144	1,246	8.9
All Other .....	169	214	26.6	185	206	11.4
<b>General Local Jurisdiction</b> .....	56	50	-10.7	61	43	-29.5
<b>Total Criminal Cases</b> .....	4,767	4,790	0.5	4,522	4,777	5.6
Homicide .....	62	54	-12.9	56	67	19.6
Assault .....	74	90	21.6	71	75	5.6
Robbery and Burglary .....	362	327	-9.7	326	337	3.4
Larceny and Theft .....	285	287	0.7	300	279	-7.0
Embezzlement and Fraud .....	912	917	0.5	920	954	3.7
Auto Theft .....	60	52	-13.3	63	50	-20.6
Drug Abuse Prevention and						
Control Act .....	1,605	1,774	10.5	1,475	1,695	14.9
Extortion, Racketeering and						
Threats .....	158	158	-	155	159	2.6
Firearms and Weapons .....	281	293	4.3	198	282	42.4
Forgery and Counterfeiting .....	194	191	-1.5	158	154	-19.0
Immigration .....	99	94	-5.1	105	113	7.6
All Other .....	675	553	-18.1	695	578	-16.8

Of those civil categories with decreased termination activity, the most significant reductions were in appeals of U.S. defendant Freedom of Information Act cases (down 20.0 percent); U.S. plaintiff real property actions (down 19.0 percent); and Federal question anti-trust cases (down 17.8 percent). While the majority of the criminal offenses recorded increases in terminations, two prominent categories of criminal appeals declined during the year. Decreases in case dispositions were noted in appeals involving auto theft (down 20.6 percent) and larceny and theft (down 7.0 percent). Table 5 provides a comparison of appeals filed and terminated from the U.S. district courts during the twelve month periods ended June 30, 1982 and 1983. Appendix Tables B-1A and B-7 provide additional data on appeals from the district courts.

#### **Dispositions Up 2.4 Percent**

During the past twelve months, half of the twelve courts of appeals experienced increases in their termination activity. The largest changes in case dispositions occurred in the Eleventh Circuit (up 26.7 percent) and the Second Circuit (up 10.1 percent). The Second Circuit also reported the most substantial turn-around in disposition activity during the year. In this circuit, terminations increased by 255 appeals in 1983 after declining by 478 appeals in 1982.

In 1983, six circuit courts reported declines in appellate terminations. The biggest reductions were shown in the Tenth and Fourth Circuits, down 21.3 percent and 14.0 percent, respectively. In the Tenth Circuit, all categories of appeals, except bankruptcy, decreased during the year with the greatest drop (45.6 percent) occurring in criminal appeals. The decline in the Fourth Circuit can be attributed largely to a 28.0 percent reduction in terminations of state prisoner petitions.

#### **Cases Disposed of After Oral Hearing or Submission on Briefs**

The U.S. courts of appeals disposed of 13,217 cases after oral hearing or submission on briefs during the twelve month period ended June 30, 1983. This total represents an increase of 3.9 percent over the 12,720 appeals terminated in this manner last year. As a percent of the yearly dispositions, these appeals rose to 46.1 percent of total terminations, up from the 45.5 percent recorded in 1982. The number of appeals disposed of without oral hearing or submission on briefs grew 1.8 percent during the year to 11,263 cases, and comprised 39.3 percent of total terminations. Terminations by consolidation decreased to 4,180 appeals during this period, dropping 0.6 percent from the 4,204 appeals disposed of by this method in 1982.

During 1983, a total of 2,082 cases were reversed after oral hearing or submission on briefs in the U.S. courts of appeals. The overall rate of reversal for these appeals was 15.9 percent, down from the 16.1 percent recorded last year. For the second consecutive year, the category of appeals showing the highest overall rate of reversal was bankruptcy appeals at 25.1 percent. Criminal appeals continued

the 13 year trend of posting the lowest reversal rate among the various types of appeals. During 1983, only 9.4 percent of the criminal appeals were reversed after oral hearing or submission on briefs, with the greatest number (85) occurring in appeals of decisions involving DAPCA.

The largest reversal rate was found in the Fourth Circuit at 20.8 percent. Approximately two-thirds (65.4 percent) of the reversals in this circuit occurred in non-prisoner civil appeals. Other courts with high rates of reversal were the First Circuit (18.6 percent); the Fifth Circuit (17.5 percent); the Eleventh Circuit (17.5 percent); and the Ninth Circuit (16.9 percent). Appendix Tables B-1 and B-1A provide more detailed data on the appellate caseload in 1983.

#### **Median Time Intervals**

The median time interval from filing of the complete record to final disposition for cases disposed of after oral hearing or submission on briefs was 8.6 months. This time interval represents a slight decrease from the 8.9 months recorded a year ago and is the lowest recorded median since 1979, when the interval was 8.1 months. Among the individual circuits, the highest median time intervals were found in the Sixth Circuit (12.2 months) and the Tenth Circuit (12.1 months). The lowest median time intervals were posted by the Second and Eighth Circuits at 4.9 months and 5.8 months, respectively. Appendix Table B-4 provides additional data on median time intervals, by case type, for individual circuits.

#### **Opinions and Memoranda**

In 1983, signed opinions and unsigned opinions (including per curiam opinions, memorandum decisions, and decisions from the bench), which set forth reasons for a decision, were prepared for 85.6 percent of the appeals disposed of after oral hearing or submission on briefs. These opinions represent a slight decrease from last year's 85.9 percent and no change from the 85.6 percent recorded in 1981. Table 6 is a summary of the opinions and other papers filed, by circuit, during the twelve month period ended June 30, 1983.

Table 6  
U.S. Courts of Appeals  
Opinions and Other Papers Filed in Cases Disposed Of  
During the Twelve Month Period Ended June 30, 1983

Circuit	Total Cases Terminated	Consolidations	Total Cases Terminated Less Consolidations	Disposed of Without Oral Hearing or Submission on Briefs			Disposed of After Oral Hearing or Submission on Briefs			
				Total	Reasoned*	Other	Total	Signed Opinions	Unsigned Opinions	Other
<b>Total . . . . .</b>	<b>28,660</b>	<b>4,180</b>	<b>24,480</b>	<b>11,263</b>	<b>1,521</b>	<b>9,742</b>	<b>13,217</b>	<b>5,572</b>	<b>5,737</b>	<b>1,908</b>
District of Columbia . . . . .	1,531	361	1,170	658	24	634	512	240	44	228
First . . . . .	940	192	748	333	24	309	415	266	120	29
Second . . . . .	2,773	303	2,470	1,277	11	1,266	1,193	434	700	59
Third . . . . .	2,456	190	2,266	1,091	16	1,075	1,175	323	71	781
Fourth . . . . .	2,299	331	1,968	1,314	869	445	654	286	359	9
Fifth . . . . .	2,996	344	2,652	999	112	887	1,653	938	633	82
Sixth . . . . .	2,825	253	2,572	1,001	219	782	1,571	430	1,014	127
Seventh . . . . .	2,076	307	1,769	795	22	773	974	523	441	10
Eighth . . . . .	1,514	224	1,290	543	67	476	747	413	230	104
Ninth . . . . .	4,878	986	3,892	1,749	59	1,690	2,143	739	1,178	226
Tenth . . . . .	1,584	116	1,468	625	51	574	843	503	310	30
Eleventh . . . . .	2,788	573	2,215	878	47	831	1,337	477	637	223

\* Includes cases reported on the JS-34 closing report as "Signed" or "Unsigned" opinions.

#### Pending Appeals Up 4.5 Percent

During the twelve month period ended June 30, 1983, the number of new filings exceeded terminations by 970 appeals. This caused the overall pending caseload to grow 4.5 percent to 22,480 appeals, thus reversing the decline of 0.2 percent noted last year. Despite the overall increase, 4 of the 12 circuit courts were able to reduce the number of cases pending on their general dockets. The greatest drop was recorded by the Ninth Circuit, down 7.0 percent to 3,941 appeals. Decreased pending caseloads were also noted in the Second Circuit (down 4.2 percent); the First Circuit (down 0.7 percent); and the Sixth Circuit (down 0.1 percent).

Eight courts of appeals reported higher pending caseloads on June 30, 1983. The most substantial rise was shown in the Eighth Circuit, up 23.0 percent. This growth can be attributed to a 6.3 percent increase in new filings together with a 4.5 percent decrease in case terminations during the year. Other sizable increases were reflected in the Seventh Circuit (up 15.1 percent); the Tenth Circuit (up 13.0 percent); and the Eleventh Circuit (up 11.3 percent).

Of the total pending cases in the U.S. courts of appeals on June 30, 1983, 20.7 percent had been pending on the dockets for more than one year, down from the 23.1 percent recorded in 1982. Among the individual circuits, the highest percentages of appeals pending for that length of time were in the District of Columbia Circuit (34.0 percent) and the Tenth Circuit (32.8 percent). The lowest percentage of appeals pending more than one year was shown in the Second Circuit at 4.0 percent. Three courts experienced large numerical reductions in their

older pending cases during 1983. These courts were the Ninth Circuit (down 319 appeals); the Third Circuit (down 128 appeals); and the Sixth Circuit (down 107 appeals). Table 7 provides a comparison of appeals pending, by circuit and length of time pending, as of June 30, 1983.

Table 7  
U.S. Courts of Appeals  
Appeals Pending by Circuit and Length of Time  
As of June 30, 1983

Circuit	Total	Length of Time Pending					Greater Than One Year	
		1 to 3 Months	4 to 6 Months	7 to 9 Months	10 to 12 Months	Number	Percent	
Total . . . . .	22,480	7,046	5,064	3,352	2,370	4,648	20.7	
District of Columbia . . . . .	1,417	344	226	187	178	482	34.0	
First . . . . .	550	228	150	76	33	63	11.5	
Second . . . . .	963	543	246	91	44	39	4.0	
Third . . . . .	1,509	557	398	317	120	117	7.8	
Fourth . . . . .	1,850	547	402	330	199	372	20.1	
Fifth . . . . .	2,407	828	532	368	242	437	18.2	
Sixth . . . . .	2,456	674	526	397	298	561	22.8	
Seventh . . . . .	1,974	586	444	295	235	414	21.0	
Eighth . . . . .	978	362	258	175	112	71	7.3	
Ninth . . . . .	3,941	1,188	937	542	356	918	23.3	
Tenth . . . . .	1,586	388	283	189	205	521	32.8	
Eleventh . . . . .	2,849	801	662	385	348	653	22.9	

#### Oral Hearings and Submissions on Briefs

During the twelve month period ended June 30, 1983, a total of 13,217 cases were disposed of after oral hearing or submission on briefs. This represents an increase of 3.9 percent over the 12,720 cases in 1982. While the number of cases disposed of after submission on briefs continued to increase (up 15.1 percent over 1982), the number of cases disposed of after oral hearing declined in 1983 (down 1.5 percent), the first reduction since 1979.

During the past year, the appellate courts disposed of 1.5 percent fewer appeals after oral argument, dropping from 8,588 cases in 1982 to 8,461 cases in 1983. Seven of the 12 circuit courts reported declines during the year, with the most substantial drops occurring in the District of Columbia Circuit (down 17.2 percent); the Fourth Circuit (down 13.4 percent); and the Tenth Circuit (down 12.0 percent). The largest increases in terminations after oral argument took place in the First and Seventh Circuits, up 22.8 percent and 13.5 percent, respectively. For the second consecutive year, the greatest number of appeals decided by oral argument were reported by the Ninth Circuit (1,511 cases) and the Sixth Circuit (1,030 cases). Together, these two circuits accounted for 30.0 percent of these terminations for the year. Table 8 provides a comparison, by circuit, of the number of appeals disposed of after oral hearing, during each of the twelve month periods ended June 30, 1979 through 1983.

Table 8  
U.S. Courts of Appeals  
Appeals Disposed of After Oral Hearing  
During the Twelve Month Periods Ended  
June 30, 1979 through 1983

Circuit	1979	1980	1981	1982	1983	Percent Change 1983/ 1982
<b>Total . . . . .</b>	6,387	7,246	8,371	8,588	8,461	-1.5
District of Columbia . . . .	354	463	533	559	463	-17.2
First . . . . .	233	257	285	259	318	22.8
Second . . . . .	840	906	961	900	952	5.8
Third . . . . .	319	381	504	514	475	-7.6
Fourth . . . . .	594	589	627	674	584	-13.4
Fifth . . . . .	493*	615*	789*	732	760	3.8
Sixth . . . . .	739	856	952	1,031	1,030	-0.1
Seventh . . . . .	666	688	631	687	780	13.5
Eighth . . . . .	361	375	467	524	476	-9.2
Ninth . . . . .	951	1,021	1,500	1,542	1,511	-2.0
Tenth . . . . .	271	449	427	502	442	-12.0
Eleventh . . . .	566*	646*	695*	664	670	0.9

\* For comparison purposes, data is reflected as if the Fifth Circuit Court of Appeals Reorganization Act of 1980 was in effect during these statistical years. The figures have been approximated based on information provided by the circuits.

A total of 4,756 appeals were terminated after submission on briefs during 1983, up 15.1 percent over the 4,132 appeals terminated in 1982. The largest number of dispositions with submissions was reported in the Fifth Circuit (893 cases) and the Third Circuit (700 cases).

Of the 13,217 appeals disposed of after oral hearing or submission during the year, 13,151 were heard by panels of three judges. Only 66 such appeals (0.5 percent) were heard en banc. Of all the appeals terminated after submission in the appellate courts, only ten were considered by an en banc panel of judges. With appeals terminated after oral hearing during the year, a total of 56 cases were heard en banc. The highest number of en banc hearings was found in the Fifth Circuit (9 oral hearings, 2 on submission) and the District of Columbia Circuit (10 oral hearings). Table 9 provides the number of appeals terminated after oral hearing and submission on briefs, by circuit, in the U.S. courts of appeals during the twelve month period ended June 30, 1983.

Table 9  
U.S. Courts of Appeals  
Appeals Disposed of After Oral Hearing and Submission on Briefs  
During the Twelve Month Period Ended June 30, 1983

Circuit	Total	After Oral Hearing			After Submission on Briefs		
		Total	En Banc	Panel	Total	En Banc	Panel
<b>Total . . . . .</b>	13,217	8,461	56	8,405	4,756	10	4,746
District of Columbia . . . .	512	463	10	453	49	-	49
First . . . . .	415	318	-	318	97	-	97
Second . . . . .	1,193	952	1	951	241	-	241
Third . . . . .	1,175	475	3	472	700	2	698
Fourth . . . . .	654	584	6	578	70	-	70
Fifth . . . . .	1,653	760	9	751	893	2	891
Sixth . . . . .	1,571	1,030	1	1,029	541	2	539
Seventh . . . . .	974	780	8	772	194	-	194
Eighth . . . . .	747	476	5	471	271	-	271
Ninth . . . . .	2,143	1,511	4	1,507	632	-	632
Tenth . . . . .	843	442	1	441	401	2	399
Eleventh . . . .	1,337	670	8	662	667	2	665

#### Case Participations by Resident, Senior, and Visiting Judges

Case participations represent involvement in cases terminated during the year that were orally argued or submitted on briefs before panels of Federal judges in the U.S. courts of appeals. During the year, case participations by Federal judges in the 12 courts of appeals totaled 39,439. The majority of the participations were conducted by resident active circuit judges, who accounted for 78.7 percent of the total. Participations by resident senior judges comprised 10.3 percent of the overall appellate terminations. Resident senior judges accounted for a significant portion of case participations in several circuits: the Second Circuit (18.7 percent); the Sixth Circuit (17.9 percent); the Fourth Circuit (16.2 percent); and the Eighth Circuit (14.3 percent).

The services of visiting Federal judges in the U.S. courts of appeals represented 10.9 percent of the total case participations for 1983. In the Seventh Circuit, visiting judges participated in 20.4 percent of the cases disposed of after hearing or submission. In the First Circuit, visiting judges contributed 19.9 percent. In the Fifth and Tenth Circuits, visiting judges accounted for only 3.3 percent and 3.8 percent of their respective circuit participations for the year. Table 10 provides a summary of the respective activity of the resident active, senior, and visiting judges in the U.S. courts of appeals during the twelve month period ended June 30, 1983.



Table 10  
U.S. Courts of Appeals  
Total Case Participations in Cases Disposed of  
After Oral Hearing or Submission on Briefs  
During the Twelve Month Period Ended June 30, 1983

During the Twelve Months Ending

Circuit	Total	Case Participations by						Percent by Senior and Visiting Judges
		Resident Active Circuit Judges		Resident Senior Circuit Judges		Visiting Judges		
		Num-ber	Per-cent*	Num-ber	Per-cent*	Num-ber	Per-cent*	
Total . . . . .	39,439	31,046	78.7	4,076	10.3	4,317	10.9	21.3
District of Columbia . . . .	1,512	1,135	75.1	162	10.7	215	14.2	24.9
First . . . . .	1,243	895	72.0	101	8.1	247	19.9	28.0
Second . . . . .	3,561	2,498	70.1	667	18.7	396	11.1	29.9
Third . . . . .	3,512	2,786	79.3	330	9.4	396	11.3	20.7
Fourth . . . . .	1,945	1,481	76.1	315	16.2	149	7.7	23.9
Fifth . . . . .	4,935	4,302	87.2	470	9.5	163	3.3	12.8
Sixth . . . . .	4,701	3,082	65.6	840	17.9	779	16.6	34.4
Seventh . . . . .	2,892	2,172	75.1	129	4.5	591	20.4	24.9
Eighth . . . . .	2,229	1,661	74.5	319	14.3	249	11.2	25.5
Ninth . . . . .	6,410	5,291	82.5	397	6.2	722	11.3	17.5
Tenth . . . . .	2,513	2,290	91.1	127	5.1	96	3.8	8.9
Eleventh . . . . .	3,986	3,453	86.6	219	5.5	314	7.9	13.4

\* All percents may not add up to 100.0 due to rounding.

## OTHER FEDERAL COURTS

### Temporary Emergency Court of Appeals

The Temporary Emergency Court of Appeals, which began operation on December 22, 1971, litigates all appeals from the district courts in controversies arising under Section 4(e) of the Economic Stabilization Act of 1971, as well as those pursuant to the Emergency Petroleum Allocation Act of 1973, the Energy Policy and Conservation Act of 1975, and the Emergency Natural Gas Act of 1977.

During the twelve month period ended June 30, 1983, the number of cases filed and terminated in the Temporary Emergency Court of Appeals increased over the previous year. A total of 55 new appeals were filed in 1983, up by 1 case over the 54 appeals filed in 1982 but still less than the 57 appeals filed in 1981. Case terminations rose to 54, up 17.4 percent from the 46 appeals disposed of last year. As of June 30, 1983, there were 28 cases pending before the Temporary Emergency Court of Appeals. This total represents the greatest pending caseload since 1979, when 33 appeals were pending on June 30.

### Special Court Established Under The Regional Rail Reorganization Act of 1973

The Special Court was established by the Regional Rail Reorganization Act of 1973 (Rail Act) primarily to determine the value of properties transferred by seven principal bankrupt railroads and numerous other transferor railroads in the Northeast and Midwest region. The amounts claimed by the transferor railroads had ranged into the billions of dollars and the proceedings to determine these claims necessarily have been conducted in several stages. The Special Court announced the general principles of valuation that it would follow in an elaborate opinion dated October 12, 1977, 445 F. Supp. 994. The initial evidentiary stage began in 1978 with the taking of evidence as to the amount which the transferor railroads could have obtained for certain properties for continued rail use in the absence of the Rail Act and concluded with the Special Court's lengthy opinion with respect to valuation for rail use dated November 24, 1981, 531 F. Supp. 1191.

The Court's opinion on principles of valuation and questions raised by the Court in connection with the evidentiary hearings, as well as its opinion on value for rail use, were perceived by the railroads and the government parties as setting benchmarks for settlements, which the Court has urged since 1977, see 445 F. Supp. at 1044-46. Beginning with the Penn Central in the fall of 1980, settlement agreements between the government parties and six of the seven principal bankrupt railroads and thirteen smaller railroads have now been approved by the Court. The remaining parties, primarily Central Railroad of New Jersey have submitted evidence relating to the realizable non-rail use value of these transferors' conveyed properties. During the past year, briefs were submitted and the Court heard oral argument on the "non-rail use phase" for these transferors in March 1983. On July 12, 1983, its opinion on non-rail use value was announced. Some further submissions will be required and the final decision should be rendered in the fall of 1983.

The Court has also continued to dispose of a variety of problems relating to the interpretations and effect of the conveyance orders entered in March 1976 and of proposals for supplemental transactions under Section 305(d) of the Rail Act.

In August 1981, the Northeast Rail Service Act of 1981 (NRSA) was enacted as Subtitle E of Title XI of the Omnibus Budget Reconciliation Act of 1981. Section 1152(a) of NRSA provides additional original and exclusive jurisdiction in the Special Court. A considerable amount of litigation speedily arose. In May 1982, pursuant to Section 1152(d) of NRSA, the Judicial Panel on Multidistrict Litigation assigned three additional judges to the Special Court to handle litigation under NRSA. The Court is now divided into two panels of three judges each. The General Panel continues to exercise jurisdiction found in the Rail Act, including the valuation case, while the Section 1152 Panel exercises jurisdiction over the expanding number of cases arising under NRSA.



In proceedings arising under its original and exclusive jurisdiction the Special Court reported 23 cases filed and 26 terminated during the year leaving 31 cases pending as of June 30, 1983. Of the new cases filed, 1 was based on jurisdiction under the Rail Act, and 22 were based on jurisdiction under Section 1152(a) of NRSA.

CASES UNDER SUBMISSION

Each quarter the clerks of the courts of appeals, and the Temporary Emergency Court of Appeals provide information regarding cases under submission over 90 days. Cases awaiting additional memoranda or briefs, or awaiting an opinion in another case are not included in the reports.

Table 11 provides a summary by circuit of the number of cases held under submission over 90 days on June 30, 1983. A total of 927 cases were reported, a 4.4 percent increase over the 888 cases reported on June 30, 1982. There were 597 cases (64.4 percent) held more than three months but less than six months; 195 cases (21.0 percent) held more than six months but less than nine months; 57 cases (6.1 percent) held more than nine months but less than one year; and 78 cases (8.4 percent) held over one year. These last 78 cases were distributed among 8 of 12 the circuits listed.

Table 11 U.S. Courts of Appeals Cases Under Submission More Than Three Months on June 30, 1983					
Circuit	Total	Months Under Submission			
		3 - 6	6 - 9	9 - 12	Over 12
Total .....	927	597	195	57	78
Courts of Appeals					
Federal .....	7	6	1	-	-
District of Columbia .....	111	62	29	5	15
First .....	9	7	1	-	1
Second .....	42	36	5	1	-
Third .....	14	9	5	-	-
Fourth .....	90	76	12	2	-
Fifth .....	87	71	13	-	3
Former Fifth <sup>1</sup> .....	1	1	-	-	-
Sixth .....	93	53	26	5	9
Seventh .....	87	51	13	8	15
Eighth .....	41	33	5	1	2
Ninth .....	168	91	46	11	20
Tenth .....	118	60	23	22	13
Eleventh .....	58	40	16	2	-
TECA <sup>2</sup> .....	1	1	-	-	-

<sup>1</sup>Includes judges from the Fifth and Eleventh Circuits  
<sup>2</sup>TECA - Temporary Emergency Court of Appeals

The Ninth Circuit reported the greatest number of cases with 168 cases, followed by the Tenth Circuit with 118 cases. These two circuits combined reported 286 cases or 30.9 percent of the total under submission for this quarter.

Ten courts reported an increase in the number of cases held under submission for the quarter ended June 30th. The largest increases compared to last year, were reported by the District of Columbia and the Fourth Circuits. Each circuit reported 48 cases over 1982.

The Seventh, Ninth, and Eleventh Circuits reported decreases in the number of cases held under submission over 90 days. The Ninth Circuit showed the greatest improvement with 168 cases under submission on June 30, 1983 compared to 290 cases on June 30, 1982. The former Fifth Circuit reported one case held over 90 days. This case was heard before a panel made up of judges who are now in either the reorganized Fifth or the new Eleventh Circuit.

Table 12 shows that the number of cases held under submission continues to rise. The current total of 927 cases is 57.9 percent higher than the 587 cases reported in 1979.

Table 12 U.S. Courts of Appeals Cases Under Submission More Than Three Months As of June 30, 1979 through 1983					
Year	Total	Months Under Submission			
		3 - 6	6 - 9	9 - 12	Over 12
1979 .....	587	378	128	34	47
1980 .....	745	490	157	42	56
1981 .....	817	494	210	32	81
1982 .....	888	549	217	53	69
1983 .....	927	597	195	57	78

U.S. DISTRICT COURTS

CIVIL CASES

Summary of Workload

The U.S. district courts continued to experience a steady increase in the civil workload during the twelve month period ended June 30, 1983. A total of 241,842 civil cases were filed during this period, representing a 17.3 percent increase over the 206,193 cases filed during the same period last year. Filings this year were also 74.3 percent above the 138,770 cases filed during the same twelve month period five years ago. The number of civil cases terminated reached a total of 215,356, or 13.7 percent over the 189,473 cases terminated during the same period one year ago. Although the number of civil cases disposed of in 1983 reached a record high, the volume of civil cases pending also rose to a record high of 231,920, up 12.9 percent over the 205,434 civil cases pending on June 30, 1982. Table 13 provides a summary of the civil workload in the U.S. district courts during each of the twelve month periods ended June 30, 1960, 1965, 1970, and 1975 through 1983.

Table 13  
U.S. District Courts  
Civil Cases Filed, Terminated, and Pending  
During the Twelve Month Periods Ended  
June 30, 1960, 1965, 1970, and  
1975 through 1983

Year	Filed	Terminated	Pending on June 30
1960 ...	59,284	61,829	61,251
1965 ...	67,678	65,478	74,395
1970 ...	87,321	80,435	93,207
1975 ...	117,320	104,783	119,767
1976 ...	130,597	110,175	140,189
1977 ...	130,567	117,150	153,606
1978 ...	138,770	125,914	166,462
1979 ...	154,666	143,323	177,805
1980 ...	168,789	160,481	186,113
1981 ...	180,576	177,975	188,714
1982 ...	206,193	189,473	205,434
1983 ...	241,842	215,356	231,920
Percent Change 1983 over			
1978 ...	74.3	71.0	39.3
1982 ...	17.3	13.7	12.9

This year's increase in the civil workload is highlighted by substantial rises in the number of recovery of overpayment and enforcement of judgment cases and Social Security Act cases litigated in the district courts. Excluding the number of actions litigated under the enforcement of judgment and recovery of overpayment and Social Security Act cases, the percent change in filings, terminations, and pending cases from 1982 to 1983 would have been 10.4 percent, 8.1 percent, and 8.4 percent, respectively. The following table illustrates the impact of increases in recovery cases and Social Security cases this year.

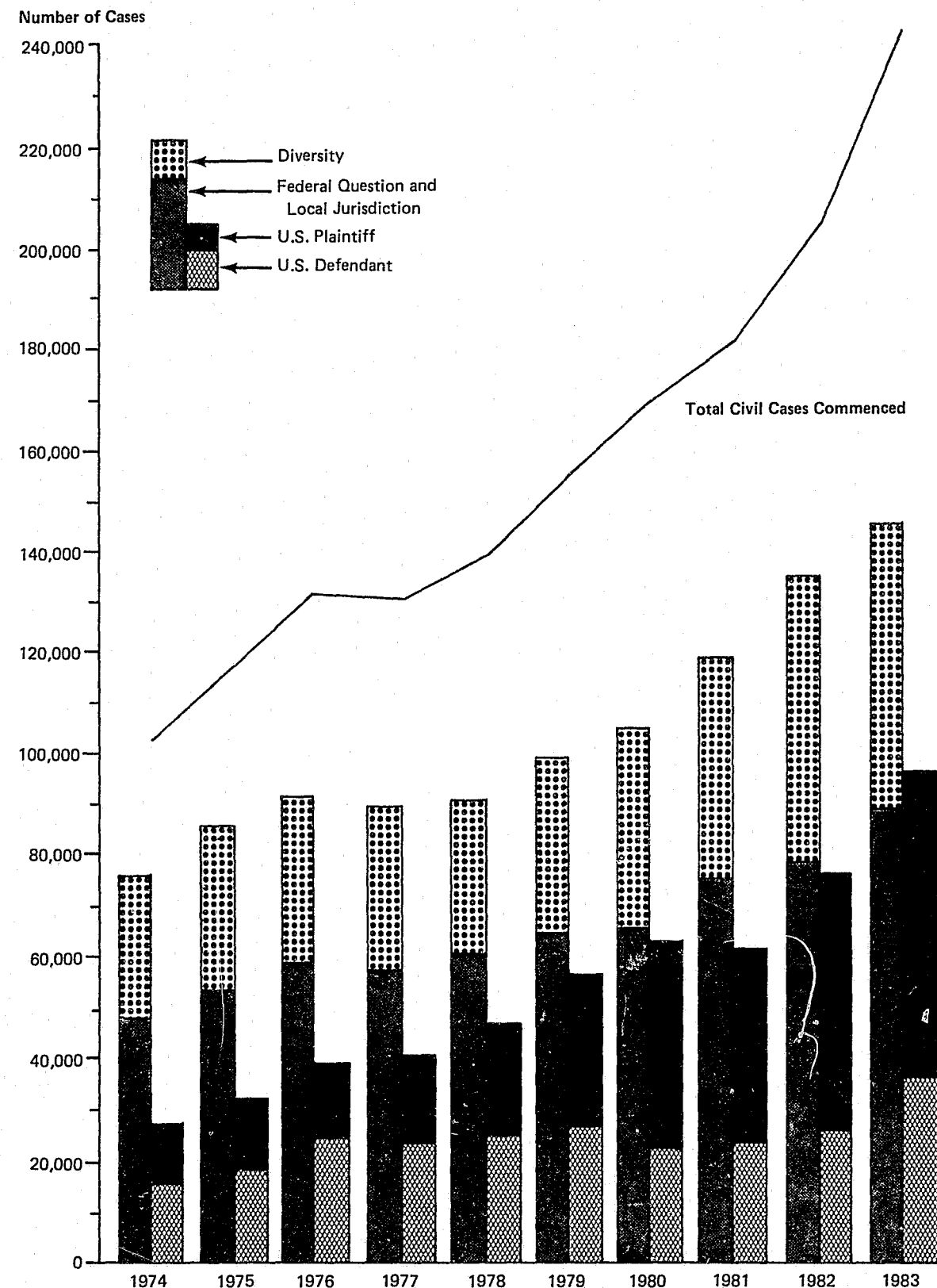
Nature of Suit	Filings			Terminations			Pending		
	1982	1983	Percent Change	1982	1983	Percent Change	1982	1983	Percent Change
Recovery of Overpayments and Enforcement of Judgments .....	30,048	41,213	37.2	26,382	36,685	39.1	11,719	16,246	38.6
Social Security .....	12,812	20,315	58.6	10,174	13,409	31.8	14,757	21,661	46.8
All Other Civil .....	163,333	180,314	10.4	152,917	165,262	8.1	178,958	194,013	8.4

Most of the recovery cases involve complaints filed by the U.S. government to recover overpayments of veteran's benefits and defaulted student loans. Most of the increase in Social Security cases involves claims for disability insurance benefits filed by insured workers and widows or widowers. The impact of recovery of overpayment and enforcement of judgment and Social Security cases on the civil workload is discussed elsewhere in this report. Table 14 provides a comparison, by district, of the civil workload during the twelve month periods ended June 30, 1982 and 1983.



**CIVIL CASES COMMENCED**

12 MONTH PERIODS ENDED JUNE 30, 1974 THROUGH 1983

**Workload Per Authorized Judgeship**

The Omnibus Judgeship Act of 1978 increased the number of authorized judgeships in the district courts to 516. Since the abolishment of the territorial court in the Canal Zone (March 31, 1982), the number of authorized judgeships has been reduced to 515. The number of civil cases per judgeship rose dramatically from 400 cases in 1982 to 470 cases this year. The 470 filings per authorized judgeship represents a 17.5 percent increase over the 1982 figure. The number of terminations per judgeship increased to 418 cases, a rise of 13.6 percent over the 368 cases per judgeship recorded last year. The increase in pending civil cases this year caused the number of pending cases per judgeship to rise 12.8 percent, from 399 cases in 1982 to 450 cases in 1983. Table 15 summarizes the per judgeship workload for selected years 1940 through 1983.

Table 15  
U.S. District Courts  
Civil Cases Per Authorized Judgeship  
During the Twelve Month Periods Ended  
June 30, 1940, 1950, 1960, 1970, and  
1975 through 1983

Year	Author- ized Judge- ships	Civil Cases Per Authorized Judgeship		
		Filed	Termi- nated	Pending on June 30
1940 ...	183	190	204	161
1950 ...	218	296	244	255
1960 ...	245	242	252	250
1970 ...	401	218	201	232
1975 ...	400	293	262	299
1976 ...	399	327	276	351
1977 ...	398	328	294	386
1978 ...	399	348	316	417
1979 ...	516	300	278	345
1980 ...	516	327	311	361
1981 ...	516	350	345	366
1982 ...	515	400	368	399
1983 ...	515	470	418	450

**Civil Filings Rise 17.3 Percent**

The number of civil cases filed increased 17.3 percent during the twelve month period ended June 30, 1983. The 241,842 cases filed this year are the result of increased filings in 80 districts. Among those districts experiencing substantial increases in civil case filings were Hawaii (up 78.6 percent); Ohio, Southern (up 66.0 percent); Ohio, Northern (up 62.5 percent); and Texas, Southern (up 59.9 percent). The primary reason for the substantial rise in filings in all four districts is the increase in litigation for recovery of overpayments and enforcement of judgments.

Although there was an overall increase in the number of civil cases filed, 14 districts experienced declines in filing activity. Two territorial courts, Guam and Northern Mariana Islands, experienced the

most substantial declines; 60.0 percent and 28.3 percent, respectively. The decline in Guam resulted from a reduction in the number of land condemnation cases filed against the U.S. government, and the decline in Northern Mariana Islands is a result of a decrease in the number of local matters filed. Significant decreases also occurred in Indiana, Southern (down 19.1 percent) and North Carolina, Middle (down 12.5 percent). The reduction in the number of recovery of overpayment of veteran's benefits filed in these districts resulted in the substantial declines. More detailed data on the number and types of civil cases filed in the district courts is provided in Appendix Tables C-2 and C-3.

### Civil Filings by Origin

Original filings in the U.S. district courts comprised 89.0 percent or 215,212 of the 241,842 civil cases filed during the twelve month period ended June 30, 1983. This represents an increase of 17.5 percent over the 183,098 original proceedings filed last year. Removals from state court accounted for 15,702 filings, a rise of 18.7 percent above the 13,230 removals last year. Transfers and reopens increased 15.1 percent and 10.8 percent, respectively, while appeals from magistrate judgments rose to 69 cases, up from the 54 cases recorded in 1982. Remands from the courts of appeals decreased only slightly, dropping 0.9 percent from 1,192 cases in 1982 to 1,181 cases in 1983. Table 16 summarizes civil filings, by origin, during each of the twelve month periods ended June 30, 1975 through 1983.

Table 16  
U.S. District Courts  
Civil Filings by Origin  
During the Twelve Month Periods Ended June 30, 1975 through 1983

Year	Total Filings	Original	Removals From State Courts	Remands From Courts of Appeals	Re-opens	Transfers <sup>1</sup>	Appeals From Magistrate Judgments <sup>2</sup>
1975 .....	117,320	105,705	6,512	922	1,883	2,298	-
1976 .....	130,597	117,061	7,979	961	1,991	2,605	-
1977 .....	130,567	116,777	8,209	759	2,743	2,079	-
1978 .....	138,770	123,659	8,320	636	3,651	2,504	-
1979 .....	154,666	138,080	8,923	707	3,944	3,012	-
1980 .....	168,789	149,369	10,177	977	4,745	3,521	-
1981 .....	180,576	159,172	11,475	936	5,474	3,485	34
1982 .....	206,193	183,098	13,230	1,192	5,698	2,921	54
1983 .....	241,842	215,212	15,702	1,181	6,315	3,363	69
Percent of 1983 Total .....	100.0	89.0	6.5	0.5	2.6	1.4	-

- <sup>1</sup> Also includes transfers under Title 28 U.S.C. Section 1407.  
<sup>2</sup> Initial data collection in 1981.

### Types of Civil Cases Commenced

During the twelve month period ended June 30, 1983, 95,803 (39.6 percent) of the 241,842 civil cases filed in the U.S. district courts involved the U.S. as either a plaintiff or a defendant. The number of U.S. plaintiff and defendant cases filed increased 22.6 percent, and 33.4 percent, respectively. Cases involving diversity of citizenship jurisdiction increased 13.6 percent, from 50,555 cases in 1982 to 57,421 in 1983. Federal question litigation and cases filed under local jurisdiction rose 11.0 percent and 2.2 percent, respectively. Table 17 provides a summary of civil filings by jurisdiction, for each of the twelve month periods ended June 30, 1975 through 1983.

Table 17  
U.S. District Courts  
Civil Cases Filed by Jurisdiction  
During the Twelve Month Periods Ended June 30, 1975 through 1983

Year	Total	U.S. Cases		Private Cases		
		Plaintiff	Defendant	Federal Question	Diversity of Citizenship	Local Jurisdiction
1975 ...	117,320	12,742	19,037	52,688	30,631	2,222
1976 ...	130,597	15,599	24,265	56,823	31,675	2,235
1977 ...	130,567	16,320	23,890	57,011	31,678	1,668
1978 ...	138,770	22,534	24,277	59,271	31,625	1,063
1979 ...	154,666	31,003	24,827	63,221	34,491	1,114
1980 ...	168,789	39,810	23,818	64,928	39,315	918
1981 ...	180,576	37,598	24,247	72,514	45,444	773
1982 ...	206,193	48,868	26,905	79,197	50,555	668
1983 ...	241,842	59,922	35,881	87,935	57,421	683
Percent Change 1983 over						
1978 ...	74.3	165.9	47.8	48.4	81.6	-35.7
1982 ...	17.3	22.6	33.4	11.0	13.6	2.2

There were significant increases in several case types during 1983. The most notable increases again occurred in recovery of overpayment and enforcement of judgment cases. Overall, actions to recover overpayments rose 37.2 percent, from 30,048 in 1982 to 41,213 in 1983. Substantial increases were also recorded in Social Security cases, which rose from 12,812 cases in 1982 to 20,315 cases in 1983. This increase is due, in part, to the 89.6 percent rise in disability insurance cases. Other notable increases were in bankruptcy suits (up 1,435 cases); employment civil rights cases (up 1,408 cases); and negotiable instruments (up 1,305 cases).

Despite the overall increase in the number of civil cases filed during 1983, declines occurred in several categories. The most significant declines included Fair Labor Standards Act cases (down 9.4 percent); marine personal injury cases (down 7.4 percent); and land condemnation cases (down 6.6 percent). A summary of civil cases commenced, by nature of suit, during each of the twelve month periods ended June 30, 1978 through 1983 is provided in Table 18. Additional data on civil cases commenced, by case type, during the twelve month period ended June 30, 1983 is provided in Appendix Tables C-2 and C-3.

Table 18  
U.S. District Courts  
Civil Cases Commenced by Nature of Suit  
During the Twelve Month Periods Ended June 30, 1978 through 1983

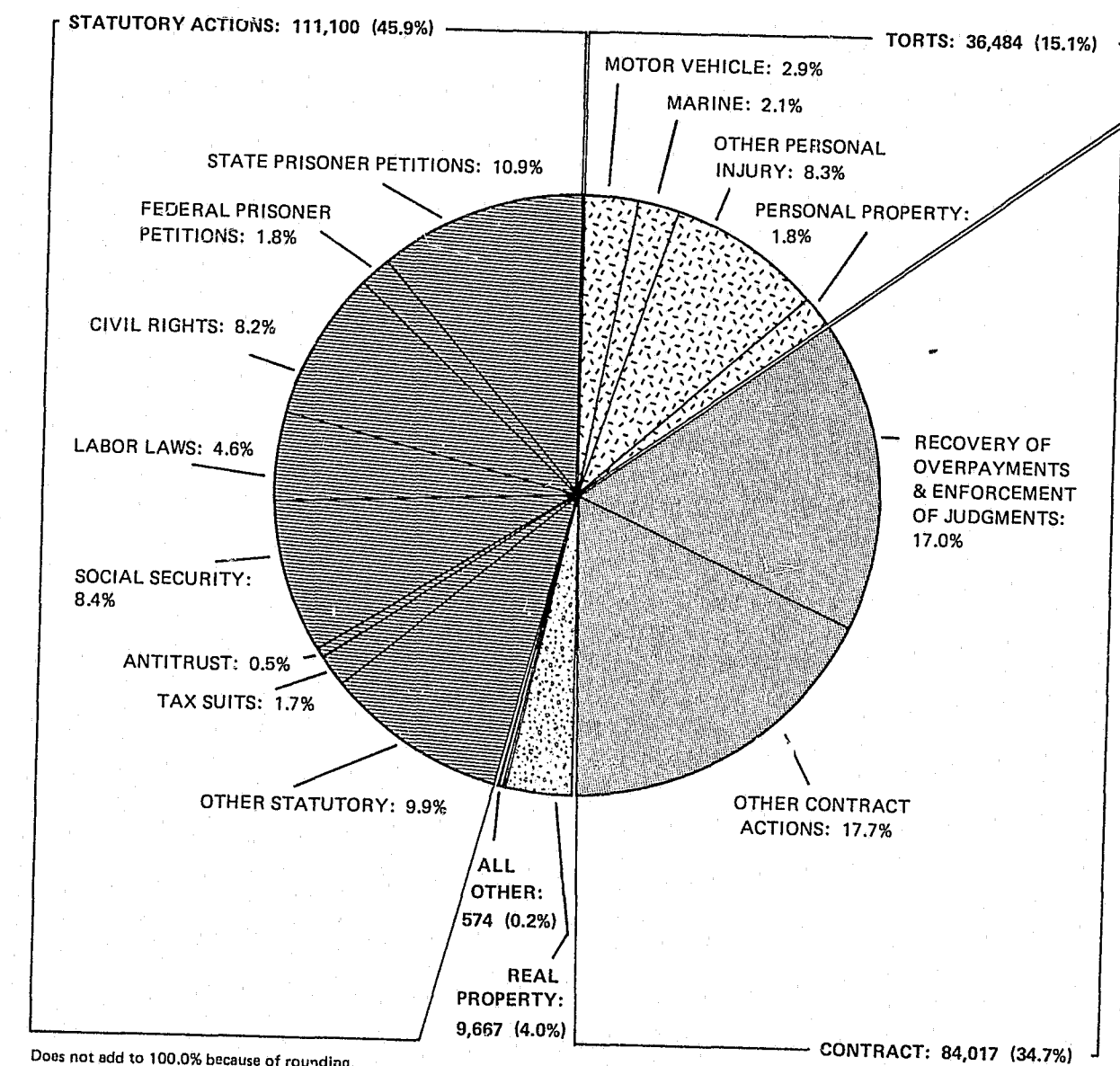
Nature of Suit	1978	1979	1980	1981	1982	1983	Percent Change 1983/1982
<b>Total</b> .....	138,770	154,666	168,789	180,576	206,193	241,842	17.3
<b>Contracts</b> .....	25,728	36,898	49,052	51,159	67,276	84,017	24.9
Insurance .....	3,265	3,343	3,733	4,234	5,324	6,184	16.2
Marine .....	4,013	4,681	4,762	5,143	5,552	5,721	3.0
Miller Act .....	971	886	799	754	866	1,168	34.9
Negotiable Instruments .....	2,139	2,266	4,072	3,332	3,987	5,292	32.7
Recovery of Overpayments and Enforcement of Judgments .....	1,856	9,254	15,588	18,161	30,048	41,213	37.2
Other .....	13,484	16,468	20,098	19,535	21,499	24,439	13.7
<b>Real Property Actions</b> .....	12,781	11,876	11,067	8,887	8,812	9,667	9.7
Mortgage Foreclosure .....	4,159	4,711	4,674	4,725	5,754	6,382	10.9
Land Condemnation .....	7,021	5,599	4,763	2,179	1,055	985	-6.6
Other .....	1,601	1,566	1,630	1,983	2,003	2,300	14.8
<b>Tort Actions</b> .....	26,375	28,901	32,539	33,767	34,218	36,484	6.6
Employers' Liability Act .....	1,494	1,540	1,990	1,876	2,017	2,102	4.2
Airplane .....	975	1,231	943	801	963	1,129	17.2
Marine .....	4,843	4,905	5,006	5,235	5,394	4,993	-7.4
Motor Vehicle .....	5,839	5,991	6,321	6,199	6,651	6,987	5.1
Other Personal Injury .....	5,921	6,255	7,288	7,997	8,253	9,990	21.0
Personal Injury Product Liability .....	2,874	4,034	5,969	7,212	6,856	6,951	1.4
Property Damage .....	4,429	4,945	5,022	4,447	4,084	4,332	6.1
<b>Actions Under Statutes</b> .....	73,034	76,067	75,574	86,172	95,294	111,100	16.6
Antitrust .....	1,477	1,284	1,496	1,352	1,066	1,213	13.8
Bankruptcy Suits .....	1,712	1,731	1,688	1,985	2,340	3,775	61.3
Civil Rights:							
Accommodations .....	497	434	342	336	237	298	24.9
Employment .....	5,504	5,477	5,017	6,245	7,689	9,097	18.3
Voting .....	139	145	160	152	170	175	2.9
Welfare .....	214	195	212	253	215	229	6.5
Other Civil Rights .....	6,475	6,917	7,213	8,433	8,727	9,938	13.9
Commerce (ICC rates, etc.) .....	2,365	1,395	1,105	1,080	1,057	1,043	-1.3
Deportations .....	163	141	139	113	134	141	5.2
Economic Stabilization Act .....	40	50	35	47	27	42	55.6
Energy Allocation Act .....	79	121	153	104	47	35	-25.5
Environmental Matters .....	519	559	557	582	394	465	18.0
Forfeiture and Penalty Suits .....	2,988	2,779	3,019	2,963	3,340	3,463	3.7
Freedom of Information Act .....	532	627	627	507	381	454	19.2
Labor Laws .....	7,461	8,404	8,640	9,300	10,227	11,033	7.9
Patent, Copyright, Trademark .....	3,265	3,374	3,783	4,027	4,592	5,413	17.9
Prisoner Petitions:							
Federal .....	4,955	4,499	3,713	4,104	4,328	4,354	0.6
State .....	16,969	18,502	19,574	23,607	24,975	26,421	5.8
Securities, Commodities and Exchange .....	1,703	1,589	1,694	1,768	2,376	2,915	22.7
Social Security Laws .....	9,950	9,947	9,043	9,780	12,812	20,315	58.6
Tax Suits .....	2,669	3,52	3,271	3,930	4,234	4,187	-1.1
Other .....	3,358	4,375	4,093	5,504	5,926	6,096	2.9
<b>Other Actions</b> .....	852	924	557	591	593	574	-3.2
Domestic Relations (Local Jurisdiction) .....	304	269	94	12	5	5	-
Insanity (Local Jurisdiction) .....	101	116	123	135	113	162	43.4
Other .....	447	539	340	444	475	407	-14.3

# UNITED STATES DISTRICT COURTS

## TYPES OF CIVIL CASES COMMENCED

12 MONTH PERIOD ENDED JUNE 30, 1983

TOTAL CIVIL CASES: 241,842





### Recovery of Overpayments and Enforcement of Judgments Increase 37.2 Percent

During the twelve month period ended June 30, 1983, the number of recovery of overpayment and enforcement of judgment cases rose from 30,048 to 41,213. The 41,213 cases represent 17.0 percent of all civil cases filed and nearly one-half of all contract cases filed during the year. Of the 41,213 recovery of overpayment cases filed, 40,866 were original proceedings in the district courts. Due to the Federal government's increasing efforts to recover overpayments of veteran's benefits and defaulted student loans, these cases now represent 68.5 percent of all U.S. plaintiff cases and 42.9 percent of all cases involving the Federal government. The number of civil actions filed to recover overpayments of veteran's benefits account for 34,517 or 83.8 percent of all recovery of overpayment cases filed. Attempts to recover on defaulted student loans comprised 5,319 or 12.9 percent of all cases filed in the recovery of overpayments category during the year.

Those districts reporting the largest numbers of recovery of overpayment and enforcement of judgment cases filed by the U.S. were California, Northern (3,155 cases); Texas, Southern (2,437 cases); Ohio, Northern (2,113 cases); Ohio, Southern (1,873 cases); and Minnesota (1,711 cases). The most notable decline in such cases occurred in Indiana, Southern, where recovery of overpayment and enforcement of judgment filings dropped from 1,633 cases in 1982 to 823 cases in 1983.

Summaries of recovery of overpayment and enforcement of judgment cases filed, terminated, and pending for the twelve month periods ended June 30, 1975 through 1983 are provided in Tables 19 and 20.

Table 19  
U.S. District Courts  
Civil Actions for Recovery of Overpayments and Enforcement of Judgments  
During the Twelve Month Periods Ended June 30, 1975 through 1983

Civil Actions	1975	1976	1977	1978	1979	1980	1981	1982	1983	Percent Change 1983/1982
Filings .....	681	1,087	865	1,856	9,254	15,588	18,161	30,048	41,213	37.2
Terminations ....	470	905	809	1,279	5,773	13,613	16,804	26,382	36,685	39.1
Pending .....	425	607	663	1,240	4,721	6,696	8,053	11,719	16,246	38.6

Table 20  
U.S. District Courts  
Recovery of Overpayments and  
Enforcement of Judgment Cases Filed  
During the Twelve Month Periods Ended  
June 30, 1975 through 1983

Year	Total	Civil Cases For Recovery of Overpayments and Enforcement of Judgments		Other Civil Cases	
		Filed	Percent of Total	Filed	Percent of Total
1975 ...	117,320	681	0.6	116,639	99.4
1976 ...	130,597	1,087	0.8	129,510	99.2
1977 ...	130,567	865	0.7	129,702	99.3
1978 ...	138,770	1,856	1.3	136,914	98.7
1979 ...	154,666	9,254	6.0	145,412	94.0
1980 ...	168,789	15,588	9.2	153,201	90.8
1981 ...	180,576	18,161	10.1	162,415	89.9
1982 ...	206,193	30,048	14.6	176,145	85.4
1983 ...	241,842	41,213	17.0	200,629	83.0

### Prisoner Petitions

Petitions filed by Federal and state prisoners comprise a significant portion of the civil workload. The 30,775 prisoner petitions filed during the twelve month period ended June 30, 1983 accounted for 12.7 percent of all civil cases filed during the year. Overall, the largest category of prisoner filings were civil rights cases, which increased 5.1 percent over the total number filed during the same period last year. Habeas corpus petitions, the second largest category of cases, rose 4.6 percent over last year's total.

The 4,354 petitions filed by Federal prisoners represented only a marginal increase (0.6 percent) over the 4,328 cases filed in 1982. The highest rate of increase (10.5 percent) occurred in motions to vacate sentence, which climbed from 1,186 cases in 1982 to 1,311 cases in 1983. Districts with the largest number of filings for motions to vacate sentence were California, Central (62) and New York, Southern (60). While motions to vacate sentence increased, Federal prisoner mandamus, civil rights, and habeas corpus suits decreased 11.0 percent, 5.3 percent, and 0.7 percent, respectively.

UNITED STATES DISTRICT COURTS

# PETITIONS FILED BY STATE AND FEDERAL PRISONERS

12 MONTH PERIODS ENDED JUNE 30, 1974 THROUGH 1983

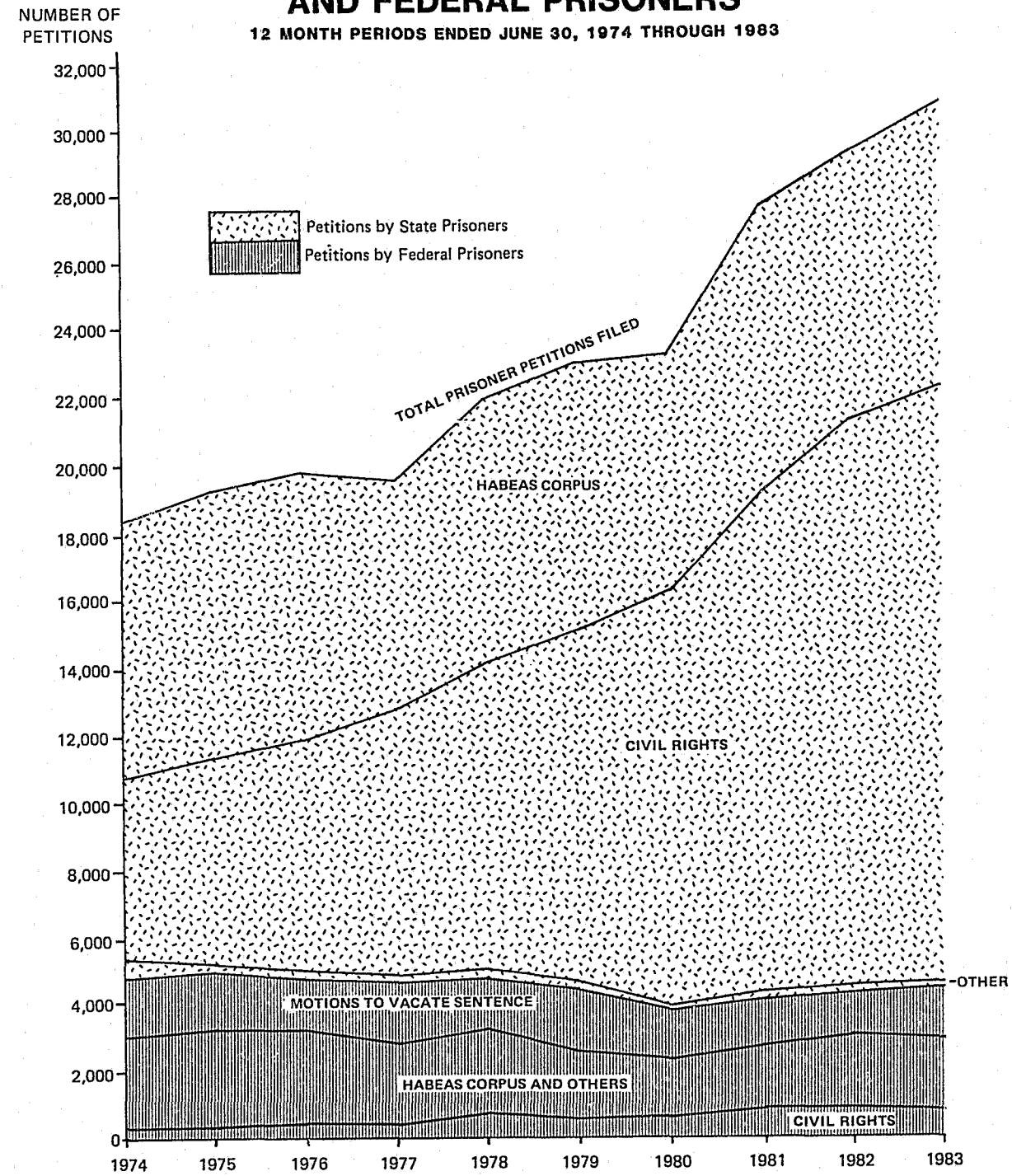


Table 21  
U.S. District Courts  
Prisoner Petitions Filed  
During the Twelve Month Periods Ended June 30, 1970 and 1975 through 1983

Type of Petition	1970	1975	1976	1977	1978	1979	1980	1981	1982	1983	Percent Change 1983 over	
											1978	1982
<b>Total .....</b>	15,997	19,307	19,809	19,537	21,924	23,001	23,287	27,711	29,303	30,775	40.4	5.0
<b>Petitions by Federal Prisoners .....</b>	4,185	5,047	4,780	4,691	4,955	4,498	3,713	4,104	4,328	4,354	-12.1	0.6
Motions to Vacate Sentence .....	1,729	1,690	1,693	1,921	1,924	1,907	1,322	1,248	1,186	1,311	-31.9	10.5
Habeas Corpus .....	1,832	2,344	1,959	1,745	1,851	1,664	1,465	1,680	1,927	1,914	3.4	-0.7
Mandamus, etc. ....	488	535	626	542	544	340	323	342	381	339	-37.7	-11.0
Civil Rights .....	136	478	502	483	636	588	603	834	834	790	24.2	-5.3
<b>Petitions by State Prisoners .....</b>	11,812	14,260	15,029	14,846	16,969	18,502	19,574	23,607	24,975	26,421	55.7	5.8
Habeas Corpus .....	9,063	7,843	7,833	6,866	7,033	7,123	7,031	7,790	8,059	8,532	21.3	5.9
Mandamus, etc. ....	719	289	238	228	206	184	146	178	175	202	-1.9	15.4
Civil Rights .....	2,030	6,128	6,958	7,752	9,730	11,195	12,397	15,639	16,741	17,687	81.8	5.7

Most of the 26,421 state prisoner petitions filed were civil rights suits. Civil rights petitions represented 66.9 percent of all petitions filed by state prisoners. The districts experiencing the largest number of state prisoner civil rights filings were Florida, Middle (873); Virginia, Eastern (778); and New York, Southern (535). State habeas corpus and mandamus petitions rose 473 cases and 27 cases, respectively. Table 21 is a summary, by type, of prisoner petitions filed during each of the twelve month periods ended June 30, 1970 and 1975 through 1983.

#### Antitrust Litigation Up 12.1 Percent

A total of 1,287 antitrust cases were filed in the U.S. district courts during the twelve month period ended June 30, 1983. This figure is up significantly (12.1 percent) from the 1,148 cases filed during the same period last year. Civil antitrust litigation involving the U.S. declined 14.4 percent, from 29 cases in 1982 to 21 cases in 1983. The number of criminal antitrust cases dropped 9.8 percent, from 82 cases in 1982 to 74 cases in 1983. Although antitrust cases involving the U.S. declined, the number of private cases increased from 1,037 cases in 1982 to 1,192 cases in 1983. The largest number of private antitrust cases were filed in New York, Southern (83 cases); Illinois, Northern (81 cases); and California, Central (78 cases). Table 22 is a comparison of the number of antitrust cases filed in the U.S. district courts during selected years 1960 through 1983.

Table 22  
U.S. District Courts  
Antitrust Cases Commenced  
During the Twelve Month Periods Ended  
June 30, 1960, 1965, 1970, and  
1975 through 1983

Year	Total	U.S. Cases		Private Cases
		Civil	Criminal	
1960 . .	315	60	27	228
1963 . . .	521	38	11	472*
1970 . . .	933	52	4	877
1975 . . .	1,467	56	36	1,375
1976 . . .	1,574	51	19	1,504
1977 . . .	1,689	47	31	1,611
1978 . . .	1,507	42	30	1,435
1979 . . .	1,312	50	28	1,234
1980 . . .	1,535	39	39	1,457
1981 . . .	1,434	60	82	1,292
1982 . . .	1,148	29	82	1,037
1983 . . .	1,287	21	74	1,192

\* Includes 26 electrical equipment industry cases transferred under Title 28 U.S.C. Section 1404(a).

#### Land Condemnation

During the twelve month period ended June 30, 1983, a total of 885 U.S. plaintiff land condemnation cases were filed in the U.S. district courts, an increase of 13.9 percent over the 757 cases filed last year. This reverses the trend of steady decline since the all-time high of 6,906 such filings in 1978. The district with the largest number, by far, of land condemnation cases involving the U.S. as either a plaintiff or a defendant was Florida, Southern, with 283 cases. The most substantial decline involving U.S. land condemnation cases occurred in Guam. The 184 cases filed in 1982 for fair compensation for land taken by the Federal government in 1944 and 1963 pursuant to the Omnibus Territories Act of 1977 was reduced to only 2 cases in 1983.

For the fourth consecutive year, the number of land condemnation cases disposed of exceeded the number filed. As a result, the pending caseload of U.S. land condemnation litigation dropped 16.5 percent to 3,627 cases.

#### Product Liability

A total of 9,221 cases alleging product liability were filed in the district courts during the twelve month period ended June 30, 1983. This figure represents the greatest number of product liability cases filed during any comparable twelve month period and a 3.1 percent increase over the 8,944 cases filed last year. The only product liability category to decrease during this period was airline personal injury, where case filings declined from 374 in 1982 to 337 in 1983.

Table 23 summarizes product liability cases filed, by type and district, during the twelve month period ended June 30, 1983. The districts reporting the largest filings were Massachusetts (724); Pennsylvania, Eastern (589); and Michigan, Eastern (386). A total of 46 districts experienced increases in product liability filings over 1982.

#### Environmental and Energy Allocation Litigation

Litigation filed under the National Environmental Policy Act of 1969 rose to 465 cases during the twelve month period ended June 30, 1983, an increase of 18.0 percent over the 394 such cases filed in 1982. The largest concentrations of environmental litigation were in New Jersey and the District of Columbia, with 28 and 25 filings, respectively.

Cases filed under the Emergency Petroleum Allocation Act (November 27, 1973), which incorporated Sections 205 and 211 of the Economic Stabilization Act of 1970, also known as the Energy Allocation Act, declined from 47 cases filed during the twelve month period ended June 30, 1982, to only 35 this year. Texas, Southern, with 11 such filings, reported more than any other district.

TABLE 23  
U.S. DISTRICT COURTS  
PRODUCT LIABILITY CASES COMMENCED BY NATURE OF SUIT  
DURING THE TWELVE MONTH PERIODS ENDED JUNE 30, 1982 AND 1983

CIRCUIT AND DISTRICT	PERIOD ENDED JUNE 30, 1982	PERIOD ENDED JUNE 30, 1983							
		TOTAL	CONTRACT ACTIONS	TORTS TO LAND	PROPERTY DAMAGE	PERSONAL INJURY			
						AIRLINE	MARINE	MOTOR VEHICLE	OTHER
TOTAL ..	8,944	9,221	601	82	512	337	164	574	6,951
DC .....	166	78	2	-	2	2	-	6	66
1ST ..	646	946	26	4	13	10	7	25	861
ME .....	56	96	5	1	2	4	2	-	82
MA .....	440	724	15	3	8	5	4	16	673
NH .....	83	80	1	-	2	1	-	4	72
RI .....	53	28	2	-	-	-	-	1	25
PR .....	14	18	3	-	1	-	1	4	9
2ND ..	720	631	38	1	27	20	26	38	481
CT .....	229	157	13	-	6	9	2	7	120
NY,N .....	56	59	3	-	1	2	-	4	49
NY,E .....	253	245	5	-	5	2	17	15	201
NY,S .....	119	108	9	-	12	7	7	8	65
NY,W .....	46	45	5	-	3	-	-	4	33
VT .....	17	17	3	1	-	-	-	-	13
3RD ..	891	997	72	10	107	56	12	68	672
DE .....	11	9	2	-	-	-	-	1	6
NJ .....	210	168	17	2	12	3	3	10	121
PA,E .....	439	589	30	7	75	45	9	39	384
PAM .....	94	80	9	-	6	5	-	8	52
PA,W .....	121	146	14	1	14	3	-	8	106
VI .....	16	5	-	-	-	-	-	2	3
4TH ..	690	780	50	5	31	23	38	48	585
MD .....	125	255	7	-	3	5	1	10	229
NC,E .....	33	32	5	-	-	-	8	-	19
NC,M .....	11	17	3	-	2	1	1	-	10
NC,W .....	19	22	8	-	-	2	2	2	8
SC .....	225	250	15	2	17	7	2	18	189
VA,E .....	181	99	4	2	2	7	23	4	57
VA,W .....	36	48	6	-	3	-	1	7	31
WV,N .....	9	17	-	-	2	-	-	3	12
WV,S .....	51	40	2	1	2	1	-	4	30
5TH ..	1,696	1,677	89	14	79	53	29	92	1,321
LA,E .....	226	200	10	-	14	12	6	11	147
LAM .....	27	64	9	-	3	1	2	7	42
LAW .....	96	128	9	4	15	6	9	8	77
MS,N .....	50	54	7	-	6	2	-	6	33
MS,S .....	258	325	6	3	9	4	-	8	295
TX,N .....	196	215	20	5	16	11	-	16	147
TX,E .....	482	324	4	1	4	2	8	13	232
TX,S .....	236	285	18	-	7	10	4	17	229
TX,W .....	125	82	6	1	5	5	-	6	59
6TH ..	1,229	1,180	73	15	48	22	4	64	954
KY,E .....	38	58	1	2	2	-	-	7	46
KY,W .....	54	54	6	1	6	-	-	6	35
MI,E .....	402	386	23	5	11	4	1	16	326
MI,W .....	63	74	7	-	6	2	-	3	56
OH,N .....	172	140	16	2	8	5	3	3	282
OH,S .....	302	299	4	-	4	6	-	11	57
TN,E .....	127	87	10	4	4	1	-	3	31
TN,M .....	36	48	4	-	4	4	-	-	26
TN,W .....	35	36	2	1	3	-	-	4	26

TABLE 23  
U.S. DISTRICT COURTS  
PRODUCT LIABILITY CASES COMMENCED BY NATURE OF SUIT  
DURING THE TWELVE MONTH PERIODS ENDED JUNE 30, 1982 AND 1983

CIRCUIT AND DISTRICT	PERIOD ENDED JUNE 30, 1982	PERIOD ENDED JUNE 30, 1983							
		TOTAL	CONTRACT ACTIONS	TORTS TO LAND	PROPERTY DAMAGE	PERSONAL INJURY			
						AIRLINE	MARINE	MOTOR VEHICLE	OTHER
7TH ..	479	369	43	9	30	22	5	27	233
ILN .....	141	104	17	1	12	20	1	11	42
ILC .....	26	16	1	-	1	-	-	2	11
ILS .....	53	44	4	1	1	-	2	4	32
INN .....	69	53	5	4	6	2	-	5	31
INS .....	103	63	7	1	8	-	-	3	44
WLE .....	57	57	4	1	2	-	1	1	48
WIW .....	30	32	5	1	-	-	-	1	25
8TH ..	598	600	67	10	70	14	2	43	394
ARE .....	73	63	7	-	3	1	1	9	42
ARW .....	44	37	9	-	7	-	-	4	17
IAN .....	43	31	2	1	7	-	-	3	18
IAS .....	40	44	8	2	5	3	-	6	20
MN .....	147	133	13	-	12	3	-	6	99
MOE .....	84	102	7	2	9	1	-	7	76
MOW .....	72	76	6	1	10	3	-	1	55
NE .....	37	66	8	3	8	2	-	4	41
ND .....	21	25	2	-	3	-	-	2	18
SD .....	37	23	5	1	6	1	1	1	8
9TH ..	787	846	44	5	52	67	26	63	589
AK .....	21	25	4	1	1	5	1	2	11
AZ .....	56	57	4	-	4	5	-	7	37
CAN .....	117	180	5	-	8	18	2	4	143
CAE .....	64	34	2	-	2	2	-	3	25
CAC .....	162	192	8	2	16	13	5	25	123
CAS .....	14	19	1	-	2	4	1	2	9
HI .....	25	76	2	-	1	-	3	4	66
ID .....	35	32	2	-	2	4	-	1	23
MT .....	42	46	3	-	4	1	-	6	32
NV .....	34	23	1	-	4	5	-	3	10
OR .....	82	56	2	-	4	3	2	2	43
WAE .....	19	25	3	-	1	-	-	-	21
WAW .....	116	79	6	2	3	7	12	4	45
GUAM .....	-	-	-	-	-	-	-	-	-
NMI .....	-	2	1	-	-	-	-	-	1
10TH ..	552	491	43	6	28	13	2	34	365
CO .....	101	97	13	4	4	-	1	5	70
KS .....	161	142	6	-	7	2	-	10	117
NM .....	27	36	5	-	-	1	-	4	26
OK,N .....	45	36	7	-	-	3	-	1	25
OK,E .....	27	14	-	-	1	-	-	5	8
OK,W .....	128	122	7	-	12	4	1	5	93
UT .....	38	35	5	2	3	2	-	3	20
WY .....	25	9	-	-	1	1	-	1	6
11TH ..	490	626	64	3	25	35	13	66	430
ALN .....	64	79	11	1	6	1	-	14	46
ALM .....	20	21	6	-	1	4	-	1	9
ALS .....	26	15	2	1	-	-	2	1	9
FLN .....	16	32	4	-	2	3	2	3	18
FLM .....	82	123	12	-	2	6	7	13	83
FLS .....	91	132	7	1	4	19	-	11	90
GAN .....	100	120	7	-	7	2	-	16	88
GAM .....	28	38	2	-	2	-	2	4	28
GAS .....	65	66	3	-	1	-	-	3	59

Table 24  
U.S. District Courts  
Fraud, Including Truth In Lending Act Cases Filed,\*  
During the Twelve Month Periods Ended June 30, 1975 through 1983

Circuit and District	1975	1976	1977	1978	1979	1980	1981	1982	1983
<b>Total</b> .....	2,237	2,147	2,183	1,957	2,340	2,214	1,421	916	941
<b>DC</b> .....	19	25	25	11	15	11	11	19	16
<b>1st Cir.</b> .....	35	47	55	52	34	42	18	6	9
ME.....	2	1	4	2	1	-	1	1	2
MA.....	2	3	4	11	5	2	2	1	3
NH.....	6	1	2	5	1	3	1	-	2
RI.....	24	42	44	30	27	35	12	3	2
PR.....	1	-	1	4	-	2	2	1	-
<b>2nd Cir.</b> .....	172	178	283	300	259	213	199	151	228
CT.....	151	141	236	241	196	162	173	133	195
NY, N.....	2	8	7	15	22	12	6	1	5
NY, E.....	8	8	11	5	10	4	1	6	5
NY, S.....	10	18	15	25	16	25	10	8	21
NY, W.....	-	2	12	12	15	9	9	3	1
VT.....	1	1	2	2	-	1	-	-	1
<b>3rd Cir.</b> .....	107	109	79	129	91	100	53	25	51
DE.....	6	4	4	11	1	5	5	2	5
NJ.....	10	14	7	16	5	11	5	6	5
PA, E.....	22	30	27	47	40	47	22	9	33
PA, M.....	7	6	4	14	8	17	4	5	2
PA, W.....	62	55	37	41	37	20	17	3	6
VI.....	-	-	-	-	-	-	-	-	-
<b>4th Cir.</b> .....	94	118	212	206	240	213	125	103	93
MD.....	15	13	7	8	12	23	17	16	12
NC, E.....	2	3	10	6	4	3	3	1	-
NC, M.....	1	37	87	47	49	14	4	2	-
NC, W.....	4	9	30	40	20	6	4	5	7
SC.....	8	15	17	49	58	77	41	39	49
VA, E.....	24	15	35	17	43	37	30	27	12
VA, W.....	24	15	14	12	19	28	16	10	7
WV, N.....	1	3	-	3	2	3	1	2	2
WV, S.....	15	8	12	24	33	22	9	1	4
<b>5th Cir.</b> .....	333	350	329	237	261	333	201	108	76
LA, E.....	190	218	205	134	137	154	71	33	17
LA, M.....	5	3	4	7	7	8	2	2	5
LA, W.....	22	24	31	20	20	23	11	7	6
MS, N.....	3	9	7	8	6	11	9	5	5
MS, S.....	26	18	28	38	59	94	82	36	10
TX, N.....	26	21	12	10	18	17	7	6	11
TX, E.....	10	6	6	4	3	4	8	3	7
TX, S.....	35	22	17	11	6	12	6	12	12
TX, W.....	16	29	19	5	5	9	5	4	3
CZ.....	-	-	-	-	-	1	-	-	-
<b>6th Cir.</b> .....	207	194	175	148	122	131	83	82	73
KY, E.....	2	2	12	6	9	6	5	4	4
KY, W.....	44	39	24	34	15	16	15	11	4
MI, E.....	14	17	16	17	14	11	8	9	6
MI, W.....	1	6	13	4	2	5	1	3	1
OH, N.....	22	40	42	46	35	32	18	12	22
OH, S.....	88	46	37	16	17	18	14	26	13
TN, E.....	12	10	8	6	11	22	12	4	8
TN, M.....	14	23	13	14	9	10	5	10	9
TN, W.....	10	11	10	5	10	11	5	3	6

Table 24  
U.S. District Courts  
Fraud, Including Truth In Lending Act Cases Filed,\*  
During the Twelve Month Periods Ended June 30, 1975 through 1983  
(continued)

Circuit and District	1975	1976	1977	1978	1979	1980	1981	1982	1983
<b>7th Cir.</b> .....	99	115	118	132	116	83	78	57	65
IL, N.....	34	51	67	46	68	39	43	39	40
IL, C.....	1	2	4	3	-	12	15	2	2
IL, S.....	5	6	13	58	22	3	1	1	-
IN, N.....	12	6	4	7	10	4	1	-	3
IN, S.....	19	36	19	8	13	12	10	3	10
WI, E.....	17	7	8	6	3	4	5	7	6
WI, W.....	11	7	3	4	-	9	3	5	4
<b>8th Cir.</b> .....	70	103	116	94	125	93	90	39	36
AR, E.....	17	12	7	9	7	7	9	3	5
AR, W.....	-	3	4	5	2	1	3	1	-
IA, N.....	2	1	2	3	1	-	2	-	1
IA, S.....	6	4	1	2	2	-	5	3	4
MN.....	7	13	15	15	13	15	8	1	4
MO, E.....	10	15	38	39	60	42	45	8	6
MO, W.....	9	20	10	3	8	7	9	11	8
NE.....	15	31	32	16	27	17	8	12	6
ND.....	1	-	4	1	1	3	1	-	-
SD.....	3	4	3	1	4	1	-	-	2
<b>9th Cir.</b> .....	141	154	126	110	186	137	73	66	102
AK.....	1	1	2	2	-	1	-	-	-
AZ.....	15	17	7	11	10	12	9	2	10
CA, N.....	28	23	24	14	22	10	13	10	13
CA, E.....	4	1	2	2	1	5	5	5	7
CA, C.....	16	16	8	5	17	19	17	13	24
CA, S.....	7	6	4	1	2	3	3	4	1
HI.....	26	37	32	19	14	7	5	9	12
ID.....	3	2	1	3	17	7	-	1	-
MT.....	2	-	10	2	2	3	-	1	2
NV.....	8	3	2	3	2	2	1	4	4
OR.....	19	36	27	42	92	65	17	14	21
WA, E.....	3	8	4	5	6	2	1	-	2
WA, W.....	9	4	2	1	1	1	2	3	5
GU.....	-	-	1	-	-	-	-	-	-
NMI.....	-	-	-	-	-	-	-	-	1
<b>10th Cir.</b> .....	44	47	47	50	75	52	21	38	29
CO.....	9	2	6	4	4	5	5	5	6
KS.....	3	5	2	4	6	2	2	4	3
NM.....	14	15	18	29	43	33	11	23	11
OK, N.....	4	15	6	3	9	1	1	1	2
OK, E.....	1	-	2	-	-	-	-	-	-
OK, W.....	6	7	5	5	6	3	1	1	3
UT.....	5	3	7	4	6	7	1	3	3
WY.....	2	-	1	1	1	1	-	1	1
<b>11th Cir.</b> .....	916	707	618	488	816	806	469	222	163
AL, N.....	24	33	38	40	32	42	25	16	20
AL, M.....	4	8	6	4	4	9	25	15	14
AL, S.....	5	5	8	4	10	4	5	3	7
FL, N.....	5	2	2	3	4	5	1	6	1
FL, M.....	23	28	38	34	39	26	22	10	10
FL, S.....	24	23	41	27	42	36	18	26	26
GA, N.....	706	507	379	295	542	593	313	107	63
GA, M.....	40	30	46	42	91	50	22	9	6
GA, S.....	85	71	60	39	52	41	38	30	16

\* Includes only Federal question litigation.



### **Fraud, Including Truth In Lending**

During the twelve month period ended June 30, 1983, the number of Federal question fraud cases, including those filed pursuant to the Truth In Lending Act, increased to 941 cases, up from the 916 cases filed during the same period one year ago. The largest number of fraud filings occurred in Connecticut. The 195 fraud cases filed in that district represent more than three times the number of cases filed in any other district. Other districts with substantial numbers of fraud filings were Georgia, Northern (63); South Carolina (49); and Illinois, Northern (40). Table 24 is a summary of the number of fraud cases filed, by district, during the twelve month period ended June 30, 1983.

### **Civil Rights Litigation Up 15.8 Percent**

Civil rights litigation (excluding prisoner civil rights petitions) regularly comprises a significant portion of all civil litigation filed in the U.S. district courts. During the twelve month period ended June 30, 1983, there were 19,735 civil rights cases filed, an increase of 15.8 percent over the 17,038 cases filed in 1982. The most substantial increases in civil rights litigation were in public accommodations and employment discrimination cases, which rose 24.9 percent and 18.3 percent, respectively. Filings relating to welfare and voting rights rose 6.5 percent and 2.9 percent, respectively.

The 19,735 civil rights cases filed in 1983 included 1,937 cases involving the U.S. as either a plaintiff or defendant, and 17,798 involving private parties. A summary of civil rights filings, by case type, for each of the twelve month periods ended June 30, 1975 through 1983 is provided in Table 25.

Table 26 is a comparison, by district, of the number of employment civil rights cases filed during each of the twelve month periods ended June 30, 1975 through 1983. The largest number of employment cases in 1983 was filed in Illinois, Northern, which recorded 524 such filings. Other districts with significant numbers of such filings include Michigan, Eastern (342); Ohio, Northern (311); Alabama, Northern (309); and New York, Southern (303).

Table 25  
U.S. District Courts  
Civil Rights Cases Commenced\*  
During the Twelve Month Periods Ended June 30, 1975 through 1983

Type of Case	1975	1976	1977	1978	1979	1980	1981	1982	1983
<b>Total</b> .....	10,392	12,239	13,113	12,829	13,168	12,944	15,419	17,038	19,735
Civil Rights, General .....	5,532	6,079	6,318	6,475	6,917	7,213	8,433	8,727	9,938
Voting Rights .....	106	176	203	139	145	160	152	170	175
Employment Discrimination .....	3,931	5,321	5,931	5,504	5,477	5,017	6,245	7,689	9,097
Public Accommodations .....	601	531	442	497	434	342	336	237	296
Welfare .....	222	222	219	214	195	212	253	215	229

\* Excludes Prisoner Petition Civil Rights Cases.

Table 26  
U.S. District Courts  
Employment Civil Rights Cases Filed, by District,  
During the Twelve Month Periods Ended June 30, 1975 through 1983

Circuit and District	1975	1976	1977	1978	1979	1980	1981	1982	1983
<b>Total</b> .....	3,931	5,321	5,931	5,504	5,477	5,017	6,245	7,689	9,097
<b>DC</b> .....	123	207	224	190	183	148	216	217	282
<b>1st Cir.</b> .....	142	152	139	140	248	125	159	164	187
ME .....	5	12	4	5	12	12	10	7	12
MA .....	87	88	98	97	73	82	68	92	115
NH .....	6	12	6	8	11	6	13	13	14
RI .....	8	6	11	9	25	15	29	17	20
PR .....	36	34	20	21	127	10	39	35	26
<b>2nd Cir.</b> .....	228	303	264	269	279	287	358	522	591
CT .....	52	46	24	39	39	34	45	105	75
NY, N .....	10	9	5	6	15	23	12	32	37
NY, E .....	54	69	77	61	53	52	89	90	122
NY, S .....	84	138	104	130	137	145	163	236	303
NY, W .....	21	36	48	27	28	28	46	48	42
VT .....	7	5	6	6	7	5	3	11	12
<b>3rd Cir.</b> .....	211	359	438	352	376	343	442	490	658
DE .....	19	20	24	26	27	26	35	24	15
NJ .....	87	127	114	122	134	136	172	194	293
PA, E .....	48	136	148	117	116	95	113	121	164
PA, M .....	7	11	13	14	26	27	30	37	57
PA, W .....	49	64	138	70	73	50	83	100	116
VI .....	1	1	1	3	-	9	9	14	13
<b>4th Cir.</b> .....	296	430	480	483	457	413	531	572	810
MD .....	80	106	126	146	145	108	147	134	171
NC, E .....	13	31	31	35	34	29	35	38	54
NC, M .....	31	50	68	43	36	33	37	47	58
NC, W .....	29	64	58	69	33	55	51	54	66
SC .....	39	32	54	65	38	42	73	80	100
VA, E .....	63	89	84	67	95	63	83	123	206
VA, W .....	22	26	35	35	41	41	56	47	81
WV, N .....	4	17	10	7	16	9	13	16	14
WV, S .....	15	15	14	16	19	33	36	33	60
<b>5th Cir.</b> .....	1,090	1,440	1,551	1,307	1,251	1,158	1,460	952	1,007
LA, E .....	70	109	112	93	89	78	113	119	175
LA, M .....	17	24	34	19	24	11	21	30	31
LA, W .....	28	43	45	34	33	30	50	61	81
MS, N .....	47	52	43	23	50	32	42	45	48
MS, S .....	62	95	84	98	72	57	76	86	64
TX, N .....	151	185	173	168	152	95	123	183	148
TX, E .....	64	81	85	57	64	44	62	63	56
TX, S .....	219	294	315	229	206	200	205	250	265
TX, W .....	67	117	116	77	83	67	84	115	139
CZ .....	-	-	3	1	-	1	-	-	-
<b>6th Cir.</b> .....	529	663	748	728	718	654	812	1,023	1,331
KY, E .....	13	7	12	13	11	10	13	31	41
KY, W .....	18	14	20	34	25	18	55	70	84
MI, E .....	158	227	201	167	174	210	211	246	342
MI, W .....	23	32	40	29	17	49	30	60	86
OH, N .....	151	176	217	190	189	149	176	236	311
OH, S .....	79	102	111	144	118	89	117	147	203
TN, E .....	16	18	26	25	35	22	54	60	77
TN, M .....	17	13	27	16	29	21	54	69	47
TN, W .....	54	74	94	110	120	86	102	104	140

Table 26  
U.S. District Courts  
Employment Civil Rights Cases Filed, by District,  
During the Twelve Month Periods Ended June 30, 1975 through 1983  
(continued)

Circuit and District	1975	1976	1977	1978	1979	1980	1981	1982	1983
<b>7th Cir.</b> .....	298	378	437	536	551	575	688	808	957
IL, N .....	171	204	224	295	338	314	344	417	524
IL, C .....	15	11	17	17	23	34	42	34	51
IL, S .....	9	20	12	19	17	14	18	23	34
IN, N .....	23	33	51	50	44	70	114	122	113
IN, S .....	40	60	68	84	76	55	91	86	85
WI, E .....	36	29	46	47	29	64	61	99	123
WI, W .....	4	21	19	24	24	24	18	27	27
<b>8th Cir.</b> .....	291	358	470	387	404	377	457	834	756
AR, E .....	54	66	123	90	74	100	100	123	175
AR, W .....	9	10	18	14	8	10	32	31	34
IA, N .....	7	10	8	3	10	5	5	5	14
IA, S .....	7	14	15	18	23	20	13	30	40
MN .....	24	33	34	31	33	25	34	342	133
MO, E .....	106	114	120	113	104	77	88	132	157
MO, W .....	66	79	115	79	101	88	127	114	127
NE .....	13	23	31	27	33	34	45	46	65
ND .....	3	6	3	8	13	10	4	5	5
SD .....	2	3	3	4	5	8	9	6	6
<b>9th Cir.</b> .....	502	671	768	739	662	636	676	786	907
AK .....	4	7	10	10	9	10	7	4	6
AZ .....	78	62	83	85	73	54	42	63	54
CA, N .....	165	243	259	181	197	176	154	190	234
CA, E .....	29	22	30	28	33	52	42	68	62
CA, C .....	86	135	199	238	174	191	243	211	294
CA, S .....	17	27	18	36	33	24	50	55	68
HI .....	12	20	29	24	14	6	8	14	18
ID .....	-	8	7	5	9	11	18	16	18
MT .....	1	7	6	6	3	13	11	12	6
NV .....	13	20	13	16	15	10	14	20	30
OR .....	39	59	57	56	41	33	33	62	50
WA, E .....	6	8	5	5	7	16	15	23	17
WA, W .....	52	52	51	47	53	39	37	48	47
GU .....	-	1	1	2	1	-	2	-	3
NMI .....	-	-	-	-	-	1	-	-	-
<b>10th Cir.</b> .....	221	360	412	373	348	301	446	417	541
CO .....	100	143	155	147	124	113	163	144	146
KS .....	35	55	65	54	85	75	116	122	193
NM .....	33	48	59	54	31	35	44	49	43
OK, N .....	7	30	31	24	25	17	20	17	38
OK, E .....	4	5	9	5	6	4	10	6	9
OK, W .....	31	58	77	68	56	41	65	44	74
UT .....	8	15	14	16	19	11	21	27	29
WY .....	3	6	2	5	2	5	7	8	9
<b>11th Cir.</b> .....	364	441	541	508	485	543	684	904	1,070
AL, N .....	89	87	132	132	97	96	148	197	309
AL, M .....	13	14	15	19	15	24	26	65	77
AL, S .....	22	24	26	24	19	31	40	58	50
FL, N .....	12	21	25	21	29	24	36	33	38
FL, M .....	46	57	73	85	84	71	90	130	147
FL, S .....	50	72	87	63	83	77	93	119	124
GA, N .....	106	131	131	109	100	157	179	213	245
GA, M .....	15	19	28	36	34	35	52	46	45
GA, S .....	11	16	24	19	24	28	20	43	35

TABLE 27  
U.S. DISTRICT COURTS  
SOCIAL SECURITY CASES COMMENCED  
DURING THE TWELVE MONTH PERIOD ENDED JUNE 30, 1983

CIRCUIT AND DISTRICT	TOTAL	HIA	BL	DIWC & DIWW	SSID	RSI	OTHER
TOTAL .....	20,315	471	96	15,169	3,595	329	655
DC .....	78	3	1	32	18	19	5
1ST .....	1,117	15	4	797	234	15	52
ME .....	131	-	-	74	46	1	10
MA .....	278	6	-	105	146	9	12
NH .....	81	5	1	56	14	1	4
RZ .....	61	2	-	22	25	1	11
PR .....	566	2	3	540	3	3	15
2ND .....	2,031	76	3	1,290	578	34	50
CT .....	182	2	1	103	67	3	6
NY,N .....	232	4	-	182	40	2	4
NY,E .....	905	14	-	688	172	10	21
NY,S .....	423	53	2	153	188	15	12
NY,W .....	225	3	-	148	65	2	7
VT .....	64	-	-	16	46	2	-
3RD .....	1,842	40	5	1,438	303	26	30
DE .....	44	-	-	39	5	-	-
NJ .....	586	5	-	497	60	13	11
PA,E .....	485	30	1	259	181	7	7
PA,M .....	255	2	3	208	38	3	1
PA,W .....	470	3	1	435	18	3	10
VI .....	2	-	-	-	1	-	1
4TH .....	2,276	69	29	1,874	256	19	29
MD .....	185	-	-	150	29	4	2
NC,E .....	87	2	-	49	32	1	3
NC,M .....	53	-	-	50	2	1	-
NC,W .....	136	1	1	125	5	-	4
SC .....	492	-	-	458	33	-	1
VA,E .....	169	17	1	107	28	8	8
VA,W .....	622	7	4	555	50	4	2
WV,N .....	145	5	4	110	21	-	5
WV,S .....	387	37	19	270	56	1	4
5TH .....	1,247	35	1	901	231	24	55
LA,E .....	200	4	-	128	51	9	8
LA,M .....	32	-	-	23	7	-	2
LA,W .....	223	1	-	195	21	2	4
MS,N .....	76	4	1	32	27	1	11
MS,S .....	176	3	-	151	19	-	3
TX,N .....	188	2	-	132	48	3	3
TX,E .....	116	6	-	92	15	2	1
TX,S .....	104	5	-	63	24	5	7
TX,W .....	132	10	-	85	19	2	16
6TH .....	5,370	61	27	4,505	576	62	139
KY,E .....	452	1	24	391	24	1	11
KY,W .....	202	3	-	161	30	-	8
MI,E .....	1,709	12	-	1,541	132	15	9
MI,W .....	587	3	-	543	37	2	2
OH,N .....	888	13	1	623	170	17	64
OH,S .....	984	8	1	899	56	5	15
TN,E .....	245	17	1	179	34	12	2
TN,M .....	192	3	-	103	57	7	22
TN,W .....	111	1	-	65	36	3	6

HIA ALL CLAIMS FOR HEALTH INSURANCE BENEFITS (MEDICARE) UNDER TITLE XVIII, PART A, OF THE SOCIAL SECURITY ACT, AS AMENDED. ALSO INCLUDES CLAIMS BY HOSPITALS, SKILLED NURSING FACILITIES, ETC. FOR CERTIFICATION AS PROVIDERS OF SERVICES UNDER THE PROGRAM. (42 USC 1395ff. (b)).

BL ALL CLAIMS FOR 'BLACK LUNG' BENEFITS UNDER TITLE IV, PART B, OF THE FEDERAL COAL MINE HEALTH AND SAFETY ACT OF 1969 (30 USC 923).

DIWC ALL CLAIMS FILED BY INSURED WORKERS FOR DISABILITY INSURANCE BENEFITS UNDER TITLE II OF THE SOCIAL SECURITY ACT, AS AMENDED; PLUS ALL CLAIMS FILED FOR CHILD'S INSURANCE BENEFITS BASED ON DISABILITY (42 USC 405 (g)).

TABLE 27  
U.S. DISTRICT COURTS  
SOCIAL SECURITY CASES COMMENCED  
DURING THE TWELVE MONTH PERIOD ENDED JUNE 30, 1983

CIRCUIT AND DISTRICT	TOTAL	HIA	BL	DIWC & DIWW	SSID	RSI	OTHER
7TH .....	731	9	3	480	181	22	36
IL,N .....	255	3	-	162	68	10	12
IL,C .....	50	-	-	35	13	1	1
IL,S .....	69	2	1	39	22	1	4
IN,N .....	104	1	-	77	15	4	6
IN,S .....	114	1	2	88	15	2	6
WI,E .....	100	-	-	65	28	1	6
WI,W .....	39	1	-	14	20	3	1
8TH .....	1,371	46	4	933	292	23	73
AR,E .....	318	4	1	253	18	2	40
AR,W .....	231	25	2	96	92	2	14
IA,N .....	53	2	-	26	18	1	6
IA,S .....	88	1	-	50	33	2	2
MN .....	202	3	-	147	47	3	2
MO,E .....	166	5	1	132	25	2	1
MO,W .....	216	3	-	181	25	5	2
NE .....	83	-	-	35	22	4	2
ND .....	14	1	-	5	5	2	1
SD .....	20	2	-	8	7	-	3
9TH .....	1,743	39	10	1,151	396	38	109
AK .....	10	3	-	3	2	1	1
AZ .....	131	1	-	106	20	2	2
CAN .....	292	5	-	143	122	7	15
CA,E .....	260	2	1	191	54	-	12
CA,C .....	327	14	8	194	75	12	24
CA,S .....	124	9	-	86	23	2	2
HI .....	13	2	-	7	4	-	-
ID .....	73	1	-	44	13	3	12
MT .....	32	-	-	26	5	1	-
NV .....	24	-	-	13	4	3	4
OR .....	212	1	-	156	27	3	25
WA,E .....	77	-	-	68	9	4	12
WA,W .....	168	1	1	112	38	-	-
GUAM .....	-	-	-	-	-	-	-
NMI .....	-	-	-	-	-	-	-
10TH .....	425	13	2	272	103	13	22
CO .....	69	3	-	36	28	2	-
KS .....	59	1	1	36	13	3	5
NM .....	99	3	1	74	23	1	1
OK,N .....	36	3	-	24	6	-	3
OK,E .....	41	3	-	31	2	2	3
OK,W .....	66	2	-	43	16	-	5
UT .....	54	1	-	27	15	5	6
WY .....	1	-	-	1	-	-	-
11TH .....	2,084	65	7	1,496	427	34	55
AL,N .....	673	9	7	503	139	7	8
AL,M .....	141	1	-	115	21	4	-
AL,S .....	90	4	-	57	21	1	7
FL,N .....	61	-	-	55	5	-	1
FL,S .....	312	2	-	230	62	7	11
GAN .....	159	42	-	80	41	3	13
GAM .....	359	1	-	289	61	5	3
GAS .....	175	1	-	122	43	3	6
	114	5	-	65	34	4	6

DIWC ALL CLAIMS FILED FOR WIDOWS OR WIDOWERS INSURANCE BENEFITS BASED ON DISABILITY UNDER TITLE II OF THE SOCIAL SECURITY ACT, AS AMENDED.

SSID ALL CLAIMS FOR SUPPLEMENTAL SECURITY INCOME PAYMENTS BASED UPON DISABILITY FILED UNDER TITLE XVI OF THE SOCIAL SECURITY ACT, AS AMENDED.

RSI ALL CLAIMS FOR RETIREMENT (OLD AGE) AND SURVIVORS BENEFITS UNDER TITLE II OF THE SOCIAL SECURITY ACT, AS AMENDED. (42 USC 405 (g)).

OTHER OTHER SOCIAL SECURITY-ALL CLAIMS NOT COVERED BY ONE OF THE OTHER CATEGORIES.

**Social Security Act Cases Increase 58.6 Percent**

During 1983, a record high 20,315 Social Security cases were filed in U.S. district courts. This figure is a 58.6 percent increase over the previous high of 12,812 cases filed during the same period last year. These cases accounted for 56.6 percent of all civil cases filed against the U.S. government during the year. Much of the increase in Social Security litigation this year can be attributed to a rise in claims for disability insurance benefits under Title II of the Social Security Act. Civil filings for such claims rose 89.6 percent, from 8,002 cases in 1982 to 15,169 cases in 1983. Table 28 summarizes, by type, Social Security cases filed during each of the twelve month periods ended June 30, 1979 through 1983. Table 27 shows the numbers of Social Security cases filed, by type and district, during the twelve month period ended June 30, 1983.

Table 28  
U.S. District Courts  
Social Security Act Cases Filed  
During the Twelve Month Periods Ended  
June 30, 1979 through 1983

Year	Total	HIA	BL	DIWC & DIWW	SSID	RSI	OTHER
1979 ...	9,942	247	326	5,702	866	154	2,647
1980 ...	9,043	208	208	4,795	976	127	2,729
1981 ...	9,780	287	119	5,539	1,628	135	2,072
1982 ...	12,812	461	180	8,002	2,378	138	1,653
1983 ...	20,315	471	96	15,169	3,595	329	655

HIA	All claims for health insurance benefits (medicare) under Title XVIII, Part A, of the Social Security Act, as amended. Also includes claims by hospitals, skilled nursing facilities, etc. for certification as providers of service under the program (42 U.S.C. 1395PP. (B)).
BL	All claims for "Black Lung" benefits under Title IV, Part B, of the Federal Coal Mine Health and Safety Act of 1969 (30 U.S.C. 823).
DIWC	All claims filed by insured workers for disability insurance benefits under Title II of the Social Security Act, as amended; plus all claims filed for Child's Insurance Benefits based on disability (42 U.S.C. 405(G)).
DIWW	All claims filed for widows or widowers insurance benefits based on disability under Title II of the Social Security Act, as amended (42 U.S.C. 405(G)).
SSID	All claims for supplemental security income payments based upon disability filed under Title XVI of the Social Security Act, as amended.
RSI	All claims for retirement (old age) and survivors benefits under Title II of the Social Security Act, as amended (42 U.S.C. 405(G)).
OTHER	Other social security - All claims not covered by one of the other categories.

The dramatic rise in Social Security filings was highlighted by increases in 87 districts. Michigan, Eastern recorded the largest number of such cases in any district since 1979, when there were 809 cases in that district. The number of cases filed last year in Michigan, Eastern climbed to 1,709, more than double the 1979 figure. The overall increase in Social Security filings can be attributed to the fact that in 1982, 44.9 percent of the decisions rendered by the Disability Determination Services nationwide found beneficiaries to be ineligible for disability benefits. Many of these individuals sought redress in the U.S. district court.

**Civil Terminations Up 13.7 Percent**

During the twelve month period ended June 30, 1983, a total of 215,356 civil cases were terminated in the U.S. district courts, an increase of 13.7 percent over the 189,473 cases terminated during the same period a year ago. The 215,356 cases are the largest number terminated during any comparable twelve month period. Eighty-one of the 94 district courts reported increases in terminations over 1982. The largest increases were in Ohio, Northern (up 83.9 percent); Ohio, Southern (up 60.5 percent); and Idaho (up 60.3 percent). These increases were largely the result of rises in the number of recovery of overpayment of veteran's benefits dispositions. The most significant declines in civil dispositions occurred in Florida, Southern (down 29.7 percent); Massachusetts (down 26.9 percent); and West Virginia, Southern (down 24.9 percent). These reductions resulted primarily from drops in the number of land condemnation cases in Florida, Southern; commerce and recovery of overpayment cases in Massachusetts; and labor management relations cases in West Virginia, Southern.

The percentage of civil cases disposed of with no court action (excluding land condemnation cases) increased to 46.3 percent of all cases terminated during the twelve month period ended June 30, 1983. Also during this period, the number of cases reaching trial was 5.4 percent, down from the 6.1 percent reaching trial in 1982. The relatively low percentage of cases reaching trial is primarily the result of the influx of recovery of overpayment and enforcement of judgment cases. Although these cases account for 36,494 of all U.S. civil cases terminated, only 0.1 percent ever reached trial. The majority of these cases (30,498) were disposed of with no court action. Excluding recovery of overpayments and enforcement of judgment cases and land condemnation cases, the number of civil cases terminated with no court action would have been 68,499 or 38.7 percent. The number of cases terminated during or after trial would have been 11,571 or 6.5 percent.

A summary of civil cases terminated for each of the twelve month periods ended June 30, 1970 and 1975 through 1983 is provided in Table 29. Additional data on civil cases terminated in the U.S. district courts during the twelve month period ended June 30, 1983, can be found in Appendix Tables C-3B, C-4, and C-4A.

**Terminations by Nature of Suit**

The 13.7 percent increase in civil terminations during 1983 was highlighted by significant increases in several case types. The largest increase in civil terminations was in Social Security Act cases, which rose from 10,174 cases in 1982 to 13,409 cases this year. Other categories which increased substantially include recovery of overpayment and enforcement of judgment cases (up 39.1 percent); employment civil rights cases (up 21.2 percent); and prisoner civil rights petitions (up 15.3 percent). More detailed information on civil cases terminated by nature of suit is provided in Appendix Tables C-3B and C-4.

Table 29  
U.S. District Courts  
Civil Cases Terminated by Action Taken,  
During the Twelve Month Periods Ended  
June 30, 1970, and 1975 through 1983  
(Land Condemnation Cases Omitted)

Year	Total	Percent No Court Action	Before Pretrial	During or After Pretrial	During or After Trial	Percent of Total Reaching Trial
1970 . . .	79,466	39.1	29,429	11,006	7,975	10.0
1975 . . .	103,787	37.8	40,271	15,575	8,722	8.4
1976 . . .	108,298	38.5	41,326	16,205	8,833	8.2
1977 . . .	115,484	39.2	43,505	17,702	9,047	7.8
1978 . . .	123,153	36.8	48,719	19,725	9,373	7.6
1979 . . .	140,024	43.0	49,733	20,487	9,630	6.9
1980 . . .	154,985	44.4	53,791	22,356	10,091	6.5
1981 . . .	172,942	41.7	61,090	28,304	11,416	6.6
1982 . . .	185,507	44.0	67,287	25,292	11,326	6.1
1983 . . .	213,616	46.3	75,851	27,143	11,625	5.4

#### Median Time to Dispose of Civil Cases

The median time from filing to disposition for civil cases terminated in the U.S. district courts remained at seven months for the second consecutive year. This figure matches the shortest median time recorded in the past 20 years. The short median time over the past two years is largely the result of the disposition of a substantial number of cases for recovery of overpayments and enforcement of judgments, most of which were disposed of without judicial action. The median time for all cases disposed of during or after trial was 19 months. The overall median time excluding recovery of overpayment and enforcement of judgment cases was nine months.

The median disposition time for recovery of overpayment and enforcement of judgment cases during the twelve month period ended June 30, 1983 was three months, up from the two months recorded in 1982; the comparable figure for those involving a trial was five months. The lowest overall median time (two months) was recorded for bankruptcy trustee suits and prisoner mandamus cases. The highest overall median time (51 months) was recorded for Social Security black lung cases. Private antitrust cases represented the highest median time for cases going to trial (39 months). More detailed information on median time intervals for civil cases terminated by nature of suit and method of disposition is provided in Appendix Tables C-5A and C-5B.

The shortest overall median time from filing to disposition recorded in any district was three months (Minnesota; Arizona; and California, Northern). The low median time recorded in these districts is attributed to the large number of recovery of overpayment and enforcement of judgment cases terminated during the year. The highest overall median time of 21 months was recorded in Kentucky, Eastern. This figure has declined substantially from the 33 months recorded in 1982. Appendix Table C-5 provides information on median time intervals for civil cases terminated by district and method of disposition.

#### Pending Civil Workload Up 12.9 Percent

A total of 231,920 civil cases were pending in the U.S. district courts as of June 30, 1983, an increase of 12.9 percent over the 205,434 cases pending a year ago. The 231,920 pending cases represent the largest pending caseload ever. Despite the overall increase in the civil pending caseload, ten districts experienced declines in their caseload. The most substantial declines occurred in Wisconsin, Western (down 26.7 percent); Rhode Island (down 22.9 percent); and Indiana, Southern (down 16.3 percent). Those districts experiencing the most substantial increases in pending caseload were Oklahoma, Western (up 44.5 percent); Hawaii (up 41.3 percent); and New Mexico (up 35.9 percent). The increases in each of these districts can be attributed to the growth in the number of pending recovery of overpayment and enforcement of judgment cases.

One of the most substantial reductions in pending cases was in U.S. land condemnation cases which dropped from 4,344 in 1982 to 3,627 this year. Other reductions occurred in pending U.S. labor suits (down 294 cases) and tax suits (down 129 cases). The most significant increases in the civil pending caseload occurred in Social Security cases (up 6,904 cases) and U.S. recovery of overpayment cases (up 4,580 cases). Appendix Table C-3A provides more detailed information on civil cases pending in the U.S. district courts as of June 30, 1983.



Table 30  
U.S. District Courts  
Civil Cases Pending by Nature of Suit  
During the Twelve Month Periods Ended June 30, 1980 through 1983

Nature of Suit	1980	1981	1982	1983	Percent Change 1983/1982
<b>Total</b> .....	186,113	188,714	205,434	231,920	12.9
<b>U.S. Cases</b> .....	58,679	54,442	57,967	69,958	20.7
Recovery of Overpayments and Enforcement of Judgments.....	6,521	7,883	11,531	16,111	39.7
Other Contract.....	5,110	3,319	3,261	4,069	24.8
Land Condemnation.....	10,128	7,268	4,344	3,627	-16.5
Other Real Property.....	3,070	3,251	3,526	3,744	6.2
Tort Actions.....	4,495	4,241	4,060	3,995	-1.6
Antitrust.....	84	78	55	36	-34.5
Civil Rights:					
Accommodations.....	49	34	36	39	8.3
Employment.....	1,081	1,270	1,341	1,381	3.0
Voting.....	22	19	16	12	-25.0
Welfare.....	69	75	57	62	8.8
Other Civil Rights.....	798	893	881	924	4.9
Prisoner Petitions:					
Motions to Vacate Sentence.....	918	822	899	990	10.1
Habeas Corpus.....	656	760	937	977	4.3
Civil Rights.....	479	533	634	648	2.2
Mandamus and Other.....	230	236	225	211	-6.2
Forfeiture and Penalties.....	2,282	2,136	2,218	2,507	13.0
Labor Suits.....	2,062	1,942	1,705	1,411	-17.2
Social Security Laws.....	13,154	12,119	14,757	21,661	46.8
Tax Suits.....	3,052	3,066	3,344	3,215	-3.9
Environmental Matters.....	606	597	495	520	5.1
Freedom of Information Act.....	607	574	513	531	3.5
All Other U.S. Cases.....	3,206	3,326	3,132	3,287	4.9
<b>Private Cases</b> .....	127,434	134,272	147,467	161,962	9.8
Contract.....	28,890	31,163	34,787	38,233	9.9
Real Property.....	2,238	2,511	2,641	2,838	7.5
Federal Employers' Liability Act.....	2,476	2,476	2,458	2,598	5.7
Motor Vehicle Personal Injury.....	6,583	6,535	6,841	6,924	1.2
Marine Personal Injury.....	6,642	6,649	6,881	6,720	-2.3
Airplane Personal Injury.....	1,586	1,458	1,462	1,553	6.2
Assault, Libel, and Slander.....	853	867	940	1,040	10.6
Medical Malpractice.....	558	736	848	1,239	46.1
Personal Injury Product Liability.....	6,544	9,257	11,654	13,693	17.5
Other Personal Injury.....	5,751	6,417	7,243	8,510	17.5
Personal Property.....	5,609	5,190	4,817	4,785	-0.7
Antitrust.....	2,884	2,749	2,423	2,227	-8.1
Bankruptcy Appeals.....	947	1,125	1,641	1,941	18.3
Civil Rights:					
Accommodations.....	349	329	273	279	2.2
Employment.....	7,812	8,059	9,379	10,801	15.2
Voting.....	166	145	171	175	2.3
Welfare.....	258	302	271	276	1.8
Other Civil Rights.....	8,215	9,364	10,281	11,396	10.8
Interstate Commerce.....	6,122	1,704	821	757	-7.8
Prisoner Petitions:					
Habeas Corpus.....	4,916	5,404	5,909	6,260	5.9
Civil Rights.....	10,729	13,120	15,673	16,922	8.0
Mandamus and Other.....	80	82	91	101	11.0
Labor Suits.....	6,983	7,739	8,366	9,008	7.7
Copyright, Patent and Trademark.....	4,002	4,223	4,503	5,082	12.9
Securities, Commodities, Exchange.....	3,058	2,919	3,304	3,919	18.6
All Other.....	3,219	3,749	3,789	4,685	23.6

### Civil Cases Pending Three Years or More

The following resolution was adopted by the Judicial Conference in March 1981 because of the increasing volume of civil cases pending three years or more in the district courts:

Each district judge should periodically review his docket to determine the status of all cases which have been pending three years or more. At the end of June each year, each district judge should review his docket and report, in writing, to the chief judges of the district and circuit, with a copy to the Administrative Office, the reason each such case has been pending for more than three years, its current status, and prospects for closing it. (Conference Report, page 7)

Beginning June 30, 1981, to comply with the resolution, special listings of civil cases pending three years or more were prepared and transmitted to each judge. The concentration on three-year-old cases brought about by this program has resulted in these cases declining as a percentage of the total pending caseload from 11.7 percent in 1980 to only 6.4 percent in 1983.

The number of civil cases pending three years or more (excluding land condemnation cases) increased slightly during the twelve month period ended June 30, 1983, up 4.1 percent from 13,979 cases to 14,554 cases. The 14,554 pending cases represent the first increase in the three-year civil pending caseload since 1980. A comparison of the age of civil cases pending for selected years 1960 through 1983 is shown in Table 31.

Table 31  
U.S. District Courts  
Age of Civil Cases Pending on  
June 30, 1960, 1965, 1970, and 1975 through 1983  
(Excluding Land Condemnation Cases)

Year	Total	Less Than 1 year	1 to 2 Years	2 to 3 Years	3 Years or More	
					Num-ber	Per-cent
1960 ...	61,251	33,791	14,182	7,065	6,213	10.1
1965 ...	71,941	40,113	16,861	8,341	6,626	9.2
1970 ...	90,932	52,303	21,012	9,613	8,004	8.8
1975 ...	117,491	73,692	25,999	10,237	7,563	6.4
1976 ...	136,753	82,053	32,622	12,664	9,414	6.9
1977 ...	149,035	83,013	37,425	16,762	11,835	7.9
1978 ...	157,625	84,972	36,753	19,846	16,054	10.2
1979 ...	166,668	93,411	35,979	18,189	19,089	11.5
1980 ...	175,798	101,303	37,083	16,820	20,592	11.7
1981 ...	181,253	109,981	39,265	16,732	15,275	8.4
1982 ...	200,885	125,067	44,060	17,779	13,979	7.0
1983 ...	228,126	146,679	46,723	20,170	14,554	6.4
Percent Change 1983 over						
1978 ...	44.2	72.6	27.1	1.6	-9.3	-
1982 ...	13.6	17.3	6.0	13.4	4.1	-

TABLE 32  
U.S. DISTRICT COURTS  
CIVIL CASES PENDING 3 YEARS OR MORE, BY BASIS OF JURISDICTION AND NATURE OF SUIT  
(LAND CONDEMNATION CASES EXCLUDED)  
AS OF JUNE 30, 1983

NATURE OF SUIT	THREE YEAR OLD CASES PENDING		U.S. CASES		PRIVATE CASES		
	JUNE 30, 1982	JUNE 30, 1983	PLAINTIFF	DEFENDANT	FEDERAL QUESTION	DIVERSITY OF CITIZENSHIP	LOCAL JURISDICTION
TOTAL CASES .....	13,978	14,554	800	2,105	6,753	4,642	254
CONTRACT ACTIONS, TOTAL .....	2,178	2,322	206	72	324	1,698	22
INSURANCE .....	287	251	1	3	-	247	-
MARINE .....	240	277	3	10	262	-	2
MILLER ACT .....	54	48	-	-	48	-	-
NEGOTIABLE INSTRUMENTS .....	110	130	66	2	2	60	-
RECOVERY OF OVERPAYMENTS AND ENFORCEMENT OF JUDGMENTS .....	60	98	88	1	-	9	-
OTHER CONTRACT ACTIONS .....	1,427	1,518	48	56	12	1,382	20
REAL PROPERTY ACTIONS, TOTAL .....	298	310	94	66	16	116	18
FORECLOSURE .....	63	79	65	-	-	10	4
RENT, LEASE, AND EJECTMENT .....	23	24	4	2	-	13	5
TORTS TO LAND .....	79	75	5	14	16	40	-
OTHER REAL PROPERTY ACTIONS .....	133	132	20	50	-	53	9
TORT ACTIONS, TOTAL .....	2,881	3,689	26	299	496	2,827	41
PERSONAL INJURY:							
AIRPLANE .....	389	404	-	25	19	355	5
ASSAULT, LIBEL, AND SLANDER .....	89	70	-	3	2	65	-
EMPLOYERS' LIABILITY ACT .....	92	79	-	-	79	-	-
MARINE .....	342	333	-	22	236	74	1
MOTOR VEHICLE .....	264	260	-	16	2	228	14
MEDICAL MALPRACTICE .....	61	68	-	21	-	45	-
OTHER PERSONAL INJURY .....	1,233	2,083	-	191	6	1,870	16
PERSONAL PROPERTY DAMAGE:							
FRAUD INCLUDING TRUTH IN LENDING .....	209	164	15	-	74	75	-
OTHER PERSONAL PROPERTY DAMAGE .....	202	230	11	21	78	115	5
ACTIONS UNDER STATUTES, TOTAL .....	8,470	8,046	473	1,668	5,895	-	10
ANTITRUST .....	613	527	5	1	517	-	-
BANKRUPTCY SUITS:							
TRUSTEE .....	39	30	-	1	28	-	-
TRANSFER (915B) .....	9	8	-	-	8	-	-
APPEAL (801) .....	29	39	2	-	37	-	-
BANKS AND BANKING .....	32	27	6	2	19	-	-
CIVIL RIGHTS:							
VOTING .....	19	22	2	-	20	-	-
EMPLOYMENT .....	1,223	1,069	59	90	920	-	-
ACCOMMODATIONS .....	33	38	2	7	29	-	-
WELFARE .....	44	59	-	7	52	-	-
OTHER CIVIL RIGHTS .....	1,045	1,172	21	99	1,052	-	-
COMMERCE (ICC RATES, ETC.) .....	38	47	3	-	44	-	-
ECONOMIC STABILIZATION ACT .....	19	13	1	5	7	-	-
ENVIRONMENTAL MATTERS .....	110	132	47	39	46	-	-

TABLE 32  
U. S. DISTRICT COURTS  
CIVIL CASES PENDING 3 YEARS OR MORE, BY BASIS OF JURISDICTION AND NATURE OF SUIT  
(LAND CONDEMNATION CASES EXCLUDED)  
AS OF JUNE 30, 1983

NATURE OF SUIT	THREE YEAR OLD CASES PENDING		U. S. CASES		PRIVATE CASES		
	JUNE 30, 1982	JUNE 30, 1983	PLAINTIFF	DEFENDANT	FEDERAL QUESTION	DIVERSITY OF CITIZENSHIP	LOCAL JURISDICTION
ACTIONS UNDER STATUTES, CONTINUED							
DEPORTATION .....	2	3	-	3	-	-	-
PRISONER PETITIONS:							
MOTIONS TO VACATE SENTENCE .....	47	54	-	54	-	-	-
HABEAS CORPUS .....	214	225	-	12	210	-	3
MANDAMUS AND OTHER .....	24	14	-	10	4	-	-
CIVIL RIGHTS .....	1,186	1,298	-	40	1,257	-	1
FORFEITURE AND PENALTY:							
AGRICULTURAL ACTS .....	1	-	-	-	-	-	-
FOOD AND DRUG ACT .....	13	17	17	-	-	-	-
AIR TRAFFIC REGULATIONS .....	1	1	1	-	-	-	-
OCCUPATIONAL SAFETY AND HEALTH ACT .....	-	1	1	-	-	-	-
OTHER FORFEITURE AND PENALTY SUITS .....	49	44	44	-	-	-	-
LABOR LAWS:							
FAIR LABOR STANDARDS ACT .....	134	127	67	6	54	-	-
LABOR MANAGEMENT RELATIONS ACT .....	300	314	11	4	299	-	-
LABOR MANAGEMENT REPORTING AND DISCLOSURE ACT .....	40	26	3	-	23	-	-
RAILWAY LABOR ACT .....	10	12	-	-	12	-	-
OTHER LABOR LITIGATION .....	218	209	17	17	175	-	-
PROTECTED PROPERTY RIGHTS:							
COPYRIGHT .....	38	62	-	-	62	-	-
PATENT .....	294	258	-	2	256	-	-
TRADEMARK .....	67	64	-	-	64	-	-
SECURITIES, COMMODITIES, AND EXCHANGES .....	561	553	42	-	511	-	-
SOCIAL SECURITY LAWS:							
HEALTH INSURANCE .....	16	20	-	20	-	-	-
BLACK LUNG CASES .....	554	191	-	191	-	-	-
DISABILITY INSURANCE .....	139	132	-	132	-	-	-
SUPPLEMENTAL SECURITY INCOME .....	31	36	-	36	-	-	-
RETIREMENT AND SURVIVORS BENEFITS .....	-	-	-	-	-	-	-
OTHER .....	409	294	-	294	-	-	-
STATE REAPPORTIONMENT SUITS .....	1	-	-	-	-	-	-
TAX SUITS .....	208	216	80	130	-	-	6
CUSTOMER CHALLENGE .....	-	-	-	-	-	-	-
FREEDOM OF INFORMATION ACT OF 1974 .....	60	97	-	96	1	-	-
OTHER STATUTORY ACTIONS .....	600	595	42	366	187	-	-
OTHER ACTIONS, TOTAL .....	151	187	1	-	22	1	163
DOMESTIC RELATIONS .....	2	2	-	-	-	-	2
INSANITY .....	64	112	-	-	-	-	112
PROBATE .....	12	12	-	-	-	-	12
SUITS INVOLVING LOCAL OFFICIALS .....	48	23	-	-	22	7	-
OTHER .....	25	38	1	-	-	-	37

The largest reduction in civil cases pending three years or more (excluding land condemnation cases) was in Social Security black lung cases, which decreased from 554 cases in 1982 to 191 cases in 1983. A substantial decline was also experienced in employment civil rights cases, down from 1,223 in 1982 to 1,069 in 1983. Table 32 is a summary of civil cases pending three years or more, by jurisdiction and nature of suit, as of June 30, 1983.

Thirty-nine of the 94 U.S. district courts experienced declines in the number of cases pending three years or more. The largest percentage decline in three-year-old cases was in South Carolina, where the total dropped 83.1 percent from 77 cases in 1982 to 13 in 1983. Other districts experiencing substantial declines were Texas, Southern (down 103 cases); Florida, Middle (down 62 cases); and Rhode Island, (down 50 cases). The largest reduction of pending three-year-old cases was in Kentucky, Eastern, where such cases dropped from 1,200 in 1982 to 727 in 1983. The district with the largest number of civil cases pending three years or more as of June 30, 1983, was Massachusetts, with 951 such cases. The three-year-old pending caseload in Mississippi, Southern more than doubled because of a large volume of asbestosis litigation filed in 1980.

Table 33 provides a comparison of the number of civil cases pending three years or more, by district, during the twelve month periods ended June 30, 1982 and 1983 (land condemnation cases omitted). Appendix Tables C-6A and C-6B provide more detailed data on civil cases pending three years or more as of June 30, 1983.

#### Class Action Litigation

Civil cases filed in the U.S. district courts alleging a class action, pursuant to Rule 23, **Federal Rules of Civil Procedure**, totaled 1,023, or 0.4 percent of all civil cases filed during the twelve month period ended June 30, 1983. This figure is down 17.4 percent from the 1,238 class action suits filed during the same period one year ago and is the lowest total in more than a decade. The percentage of class action filings to the total number of civil filings has continued to decline since 1976, when such filings represented 2.7 percent of all cases filed. The pending class action caseload also continued to decline, dropping 20.0 percent to 2,609 cases in 1983. This figure is down 56.6 percent from the 6,014 cases pending five years ago. Class action cases as a percent of the overall civil pending caseload now represent only 1.1 percent. Table 34 is a comparison of the proportion of class action allegations to total civil cases for each of the twelve month periods ended June 30, 1975 through 1983.

Table 33  
U.S. District Courts  
Civil Cases Pending Three Years or More  
On June 30, 1982 and 1983  
(Land Condemnation Cases Omitted)

Circuit and District	Pending June 30, 1982	Pending June 30, 1983	Percent Change*	Circuit and District	Pending June 30, 1982	Pending June 30, 1983	Percent Change*
<b>Total</b> .....	13,979	14,554	4.1	<b>7th Cir.</b> .....	1,042	1,200	15.2
<b>DC</b> .....	211	204	-3.3	IL, N.....	517	642	24.2
<b>1st Cir.</b> .....	1,173	1,280	9.1	IL, C.....	54	71	31.5
ME.....	59	74	25.4	IL, S.....	46	30	-34.8
MA.....	867	951	9.7	IN, N.....	183	208	13.7
NH.....	16	25	56.3	IN, S.....	111	136	22.5
RI.....	130	80	-38.5	WI, E.....	62	75	21.0
PR.....	101	150	48.5	WI, W.....	69	38	-44.9
<b>2nd Cir.</b> .....	1,989	2,438	22.6	<b>8th Cir.</b> .....	507	401	-20.9
CT.....	585	728	24.4	AR, E.....	97	73	-24.7
NY, N.....	246	256	4.1	AR, W.....	25	17	-32.0
NY, E.....	414	464	12.1	IA, N.....	7	5	-
NY, S.....	506	697	37.7	IA, S.....	44	36	-18.2
NY, W.....	231	272	17.7	MN.....	77	82	6.5
VT.....	7	21	-	MO, E.....	33	43	30.3
<b>3rd Cir.</b> .....	696	766	10.1	MO, W.....	140	68	-51.4
DE.....	55	44	-20.0	NE.....	61	57	-6.6
NJ.....	106	157	48.1	ND.....	8	9	-
PA, E.....	254	200	-21.3	SD.....	15	11	-26.7
PA, M.....	23	27	17.4	<b>9th Cir.</b> .....	1,912	2,031	6.2
PA, W.....	87	75	-13.8	AK.....	64	86	34.4
VI.....	171	263	53.8	AZ.....	184	162	-12.0
<b>4th Cir.</b> .....	858	767	-10.6	CA, N.....	187	246	31.6
MD.....	202	246	21.8	CA, E.....	143	204	42.7
NC, E.....	43	23	-46.5	CA, C.....	310	306	-1.3
NC, M.....	81	58	-28.4	CA, S.....	91	92	1.1
NC, W.....	38	31	-18.4	HI.....	136	146	7.4
SC.....	77	13	-83.1	ID.....	53	45	-15.1
VA, E.....	99	93	-6.1	MT.....	39	44	12.8
VA, W.....	61	58	-4.9	NV.....	73	100	37.0
WV, N.....	92	118	28.3	OR.....	57	44	-22.8
WV, S.....	165	127	-23.0	WA, E.....	72	71	-1.4
<b>5th Cir.</b> .....	1,700	1,960	15.3	WA, W.....	303	272	-10.2
LA, E.....	417	417	-	GU.....	200	211	5.5
LA, M.....	69	58	-15.9	NMI.....	-	2	-
LA, W.....	46	68	47.8	<b>10th Cir.</b> .....	467	497	6.4
MS, N.....	16	15	-6.3	CO.....	92	80	-13.0
MS, S.....	117	378	223.1	KS.....	206	245	18.9
TX, N.....	231	231	-	NM.....	22	37	68.2
TX, E.....	205	296	44.4	OK, N.....	64	54	-15.6
TX, S.....	476	373	-21.6	OK, E.....	4	5	-
TX, W.....	123	124	0.8	OK, W.....	31	17	-45.2
CZ.....	-	-	-	UT.....	45	55	22.2
<b>6th Cir.</b> .....	2,543	2,122	-16.6	WY.....	3	4	-
KY, E.....	1,200	727	-39.4	<b>11th Cir.</b> .....	881	888	0.8
KY, W.....	128	144	12.5	AL, N.....	29	28	-3.4
MI, E.....	231	223	-3.5	AL, M.....	19	31	63.2
MI, W.....	138	94	-31.9	AL, S.....	20	20	-
OH, N.....	441	487	10.4	FL, N.....	37	37	-
OH, S.....	240	257	7.1	FL, M.....	291	229	-21.3
TN, E.....	-	2	-	FL, S.....	298	334	12.1
TN, W.....	44	37	-15.9	GA, N.....	105	124	18.1
TN, W.....	121	151	24.8	GA, M.....	21	34	61.9
				GA, S.....	61	51	-16.4

\* Percent not computed where base is less than ten.

Table 34  
U.S. District Courts  
Proportion of Class Action Allegations to Total Civil Cases  
During the Twelve Month Periods Ended  
June 30, 1975 through 1983

Year	Filing			Pending		
	Total	Class Action	Percent of Total	Total	Class Action	Percent of Total
1975 ...	117,320	3,061	2.6	119,767	5,184	4.3
1976 ...	130,597	3,584	2.7	140,189	5,987	4.3
1977 ...	130,567	3,153	2.4	153,606	6,281	4.1
1978 ...	138,770	2,586	1.9	166,462	6,014	3.6
1979 ...	154,666	2,084	1.3	177,805	5,486	3.1
1980 ...	168,789	1,568	0.9	186,113	4,574	2.5
1981 ...	180,576	1,672	0.9	188,714	3,950	2.1
1982 ...	206,193	1,238	0.6	205,434	3,263	1.6
1983 ...	241,842	1,023	0.4	231,920	2,609	1.1
Percent Change 1983 over						
1978 ...	74.3	-60.4	-	39.3	-56.6	-
1982 ...	17.3	-17.4	-	12.9	-20.0	-

Districts with the largest number of class action filings were Illinois, Northern (105); New York, Southern (65); and Minnesota (65). Illinois, Northern and New York, Southern also had the highest number of pending class action suits, 201 and 199, respectively. Table 35 summarizes class action suits commenced and pending during the twelve month period ended June 30, 1983.

Table 35  
U.S. District Courts  
Class Action Suits Commenced and Pending  
During the Twelve Month Period Ended June 30, 1983  
(Allegations Filed Under Rule 23, Federal Rules of Civil Procedure)

Circuit and District	Pending July 1, 1982	Filed 1983	Pending June 30, 1983	Circuit and District	Pending July 1, 1982	Filed 1983	Pending June 30, 1983
<b>Total</b> .....	3,263	1,023	2,609	<b>7th Cir.</b> .....	290	134	292
DC .....	32	8	22	IL, N .....	187	105	201
1st Cir. ....	72	20	61	IL, C .....	5	2	6
ME .....	7	2	4	IL, S .....	7	1	6
MA .....	45	12	47	IN, N .....	35	17	41
NH .....	9	2	5	IN, S .....	30	3	21
RI .....	7	1	3	WI, E .....	17	6	12
PR .....	4	3	2	WI, W .....	9	-	5
2nd Cir. ....	464	116	397	<b>8th Cir.</b> .....	216	135	207
CT .....	116	8	88	AR, E .....	66	26	58
NY, N .....	5	-	4	AR, W .....	13	-	5
NY, E .....	61	29	50	IA, N .....	5	2	3
NY, S .....	221	65	199	IA, S .....	13	8	12
NY, W .....	46	12	50	MN .....	45	65	69
VT .....	15	2	6	MO, E .....	22	14	21
3rd Cir. ....	220	109	210	MO, W .....	28	3	17
DE .....	23	5	18	NE .....	16	14	17
NJ .....	65	27	61	ND .....	1	3	2
PA, E .....	73	46	74	SD .....	7	-	3
PA, M .....	26	4	18	<b>9th Cir.</b> .....	323	77	222
PA, W .....	31	26	36	AK .....	4	3	5
VI .....	2	1	3	AZ .....	58	3	41
4th Cir. ....	218	83	178	CA, N .....	64	25	33
MD .....	72	28	72	CA, E .....	12	2	11
NC, E .....	11	4	9	CA, C .....	32	-	9
NC, M .....	23	4	16	CA, S .....	21	17	26
NC, W .....	26	3	13	HI .....	34	4	23
SC .....	33	15	26	ID .....	4	2	2
VA, E .....	10	12	5	MT .....	9	2	8
VA, W .....	15	6	10	NV .....	9	4	11
WV, N .....	7	3	7	OR .....	19	-	9
WV, S .....	21	8	20	WA, E .....	34	11	25
5th Cir. ....	579	158	419	WA, W .....	11	3	6
LA, E .....	59	20	44	GU .....	11	-	11
LA, M .....	14	1	7	NMI .....	1	1	2
LA, W .....	18	20	18	<b>10th Cir.</b> .....	124	23	93
MS, N .....	47	27	49	CO .....	33	4	22
MS, S .....	67	22	53	KS .....	42	4	34
TX, N .....	94	30	85	NM .....	15	3	8
TX, E .....	54	11	51	OK, N .....	12	2	10
TX, S .....	199	19	91	OK, E .....	3	1	2
TX, W .....	27	8	21	OK, W .....	10	2	6
CZ .....	-	-	-	UT .....	8	6	10
6th Cir. ....	321	78	236	WY .....	1	1	1
KY, E .....	40	6	37	<b>11th Cir.</b> .....	404	82	272
KY, W .....	37	4	31	AL, N .....	75	24	40
MI, E .....	27	2	13	AL, M .....	43	14	29
MI, W .....	23	9	15	AL, S .....	18	-	13
OH, N .....	108	30	79	FL, N .....	17	-	9
OH, S .....	25	11	18	FL, M .....	47	8	39
TN, E .....	6	3	3	FL, S .....	100	17	66
TN, M .....	8	-	4	GA, N .....	54	11	44
TN, W .....	47	13	36	GA, M .....	25	3	16
				GA, S .....	25	5	16

**ORDERS DISPENSING WITH OR REQUIRING FILING OF  
DISCOVERY MATERIALS**

Rule 5(d) of the **Federal Rules of Civil Procedure** states that:

"All papers after the complaint required to be served upon a party shall be filed with the court either before service or within a reasonable time thereafter but the court may on motion of a party or on its own initiative order that despositions upon oral examination and interrogatories, requests for documents, requests for admission, and answers and responses thereto not be filed unless on order of the court or for use in the proceeding."

During the 32 month period from November 1980 through June 1983, a total of 1,177 orders were entered pursuant to Rule 5(d), including 873 dispensing with the filing of discovery materials and 304 requiring the filing of such materials. Table 36 provides a summary, by district, of the orders filed during the period.

Orders dispensing with the filing of discovery materials may be entered at the request of the parties to the litigation or on the court's own motion. Of the 873 such orders filed, 66 were at the request of litigants and 807 on a motion of the court. The largest number of orders dispensing with filing were entered in the Southern District of Georgia with 385, all on the motion of the court. Other districts with large numbers of these orders include Pennsylvania, Western and Idaho with 154 and 121, respectively.

Orders requiring the filing of discovery materials may be entered at the request of litigants or representatives of the media. During the period from November 1980 through June 1983, a total of 304 such orders were entered, all at the request of litigants. The most orders requiring filing during the period were entered in the District of Montana with 86. Other districts with large numbers of such orders include Minnesota (72) and New Mexico (61).

Table 36  
U.S. District Courts  
Orders Entered Pursuant to Rule 5(d), **Federal Rules of Civil Procedure**  
Dispensing With or Requiring the Filing of Certain Discovery Materials  
With the Clerk of Court  
During the Period November 1980 through June 1983

District Court	Report Month and Year	Total Orders Entered	Dispensing With Filing			Requiring Filing*	
			Total	At Request of Parties to Litigation	On Court's Own Motion	Total	At Request of Litigants
Total . . . .		1,177	873	66	807	304	304
AL, N . . . . .	July 1981	1	1	-	1	-	-
CA, S . . . . .	July 1981	1	-	-	-	1	1
	December 1981	1	-	-	-	1	1
	June 1982	2	-	-	-	2	2
	July 1982	1	-	-	-	1	1
	August 1982	1	-	-	-	1	1
	September 1982	1	-	-	-	1	1
	October 1982	1	-	-	-	1	1
	December 1982	1	-	-	-	1	1
	April 1983	1	1	-	1	-	-
	May 1983	1	-	-	-	1	1
DE . . . . .	September 1981	2	2	2	-	-	-
	June 1982	1	1	1	-	-	-
FL, M . . . . .	September 1981	1	1	-	1	-	-
GA, N . . . . .	October 1981	6	-	-	-	6	6
GA, S . . . . .	May 1982	20	20	-	20	-	-
	July 1982	27	27	-	27	-	-
	August 1982	32	32	-	32	-	-
	September 1982	33	33	-	33	-	-
	November 1982	38	38	-	38	-	-
	December 1982	40	40	-	40	-	-
	January 1983	42	42	-	42	-	-
	February 1983	46	46	-	46	-	-
	March 1983	51	51	-	51	-	-
	April 1983	55	55	-	55	-	-
	June 1983	1	1	-	1	-	-
ID . . . . .	December 1982	11	11	-	11	-	-
	January 1983	5	5	-	5	-	-
	February 1983	7	7	-	7	-	-
	March 1983	11	11	-	11	-	-
	April 1983	52	52	-	52	-	-
	May 1983	10	10	3	7	-	-
	June 1983	25	25	-	25	-	-
IL, N . . . . .	March 1981	1	-	-	-	1	1
IL, C . . . . .	November 1980	1	-	-	-	1	1
	October 1982	1	-	-	-	1	1
	May 1983	1	-	-	-	1	1
KS . . . . .	March 1982	1	-	-	-	1	1
	August 1982	2	-	-	-	2	2



Table 36  
U.S. District Courts  
Orders Entered Pursuant to Rule 5(d), Federal Rules of Civil Procedure  
Dispensing With or Requiring the Filing of Certain Discovery Materials  
With the Clerk of Court  
During the Period November 1980 through June 1983  
(continued)

District Court	Report Month and Year	Total Orders Entered	Dispensing With Filing			Requiring Filing*	
			Total	At Request of Parties to Litigation	On Court's Own Motion	Total	At Request of Litigants
KY, W . . . . .	December 1980	1	-	-	-	1	1
	March 1981	4	1	1	-	3	3
	April 1981	1	-	-	-	1	1
	May 1981	6	1	1	-	5	5
	June 1981	2	-	-	-	2	2
	August 1981	2	-	-	-	2	2
	September 1981	1	1	1	-	-	-
	October 1981	1	-	-	-	1	1
	January 1982	2	-	-	-	2	2
	March 1982	3	-	-	-	3	3
	April 1982	3	1	1	-	2	2
	June 1982	1	-	-	-	1	1
	July 1982	3	2	2	-	1	1
	October 1982	2	1	1	-	1	1
ME . . . . .	November 1980	1	1	1	-	-	-
MD . . . . .	April 1981	1	1	-	1	-	-
	July 1981	1	1	-	1	-	-
	June 1982	1	1	-	1	-	-
MI, E . . . . .	October 1981	1	1	1	-	-	-
	May 1982	1	1	1	-	-	-
	August 1982	14	14	-	14	-	-
	September 1982	13	13	-	13	-	-
	October 1982	16	16	-	16	-	-
	November 1982	15	15	-	15	-	-
MN . . . . .	January 1983	22	22	-	22	-	-
	May 1981	5	-	-	-	5	5
	June 1981	3	-	-	-	3	3
	August 1981	3	-	-	-	3	3
	September 1981	3	-	-	-	3	3
	October 1981	19	-	-	-	19	19
	November 1981	2	-	-	-	2	2
	December 1981	5	-	-	-	5	5
	January 1982	3	-	-	-	3	3
	February 1982	14	-	-	-	14	14
	April 1982	2	-	-	-	2	2
	July 1982	3	-	-	-	3	3
	December 1982	2	-	-	-	2	2
	January 1983	2	-	-	-	2	2
MT . . . . .	February 1983	3	-	-	-	3	3
	May 1983	3	-	-	-	3	3
	February 1981	2	-	-	-	2	2
	March 1981	1	-	-	-	1	1
	April 1981	1	-	-	-	1	1
	May 1981	3	-	-	-	3	3
	June 1981	2	-	-	-	2	2
	July 1981	3	-	-	-	3	3
	August 1981	1	-	-	-	1	1
	September 1981	3	-	-	-	3	3
	October 1981	2	-	-	-	2	2

Table 36  
U.S. District Courts  
Orders Entered Pursuant to Rule 5(d), Federal Rules of Civil Procedure  
Dispensing With or Requiring the Filing of Certain Discovery Materials  
With the Clerk of Court  
During the Period November 1980 through June 1983  
(continued)

District Court	Report Month and Year	Total Orders Entered	Dispensing With Filing			Requiring Filing*	
			Total	At Request of Parties to Litigation	On Court's Own Motion	Total	At Request of Litigants
MT (cont.) . .	November 1981	5	-	-	-	5	5
	December 1981	1	-	-	-	1	1
	January 1982	1	-	-	-	1	1
	February 1982	7	-	-	-	7	7
	March 1982	6	-	-	-	6	6
	April 1982	4	-	-	-	4	4
	May 1982	3	-	-	-	3	3
	June 1982	7	-	-	-	7	7
	July 1982	4	-	-	-	4	4
	August 1982	2	-	-	-	2	2
	September 1982	7	-	-	-	7	7
	October 1982	3	-	-	-	3	3
	January 1983	5	-	-	-	5	5
	February 1983	2	-	-	-	2	2
NE . . . . .	March 1983	8	-	-	-	8	8
	April 1983	1	-	-	-	1	1
	June 1983	2	-	-	-	2	2
NV . . . . .	April 1981	2	-	-	-	2	2
	November 1982	1	-	-	-	1	1
	January 1983	1	-	-	-	1	1
NJ . . . . .	February 1983	1	-	-	-	1	1
	May 1983	1	1	-	1	-	-
	December 1980	1	1	-	1	-	-
NM . . . . .	March 1981	1	1	-	1	-	-
	October 1981	1	1	-	1	-	-
	January 1981	4	-	-	-	4	4
	March 1981	4	-	-	-	4	4
	April 1981	1	-	-	-	1	1
	June 1981	2	-	-	-	2	2
	July 1981	1	-	-	-	1	1
	September 1981	2	-	-	-	2	2
	October 1981	5	-	-	-	5	5
	November 1981	11	-	-	-	11	11
	December 1981	2	-	-	-	2	2
	February 1982	3	-	-	-	3	3
	March 1982	1	-	-	-	1	1
	April 1982	1	-	-	-	1	1
	May 1982	1	-	-	-	1	1
	June 1982	2	-	-	-	2	2
	July 1982	1	-	-	-	1	1
	August 1982	2	-	-	-	2	2
	September 1982	4	-	-	-	4	4
	November 1982	1	-	-	-	1	1
	December 1982	4	-	-	-	4	4
	January 1983	3	-	-	-	3	3
	February 1983	3	-	-	-	3	3
	March 1983	1	-	-	-	1	1
	May 1983	1	-	-	-	1	1
	June 1983	1	-	-	-	1	1

Table 36  
U.S. District Courts  
Orders Entered Pursuant to Rule 5(d), Federal Rules of Civil Procedure  
Dispensing With or Requiring the Filing of Certain Discovery Materials  
With the Clerk of Court  
During the Period November 1980 through June 1983  
(continued)

District Court	Report Month and Year	Total Orders Entered	Dispensing With Filing			Requiring Filing*	
			Total	At Request of Parties to Litigation	On Court's Own Motion	Total	At Request of Litigants
NC, E . . . . .	December 1981	2	2	2	-	-	-
ND . . . . .	January 1983	1	1	1	-	-	-
OH, N . . . . .	May 1983	15	15	-	15	-	-
	June 1983	21	21	-	21	-	-
OK, N . . . . .	April 1981	1	1	-	1	-	-
	May 1981	1	1	-	1	-	-
OR . . . . .	February 1981	2	-	-	-	2	2
	March 1981	1	-	-	-	1	1
	April 1981	1	-	-	-	1	1
	May 1981	1	-	-	-	1	1
	August 1981	1	-	-	-	1	1
	December 1981	1	1	-	1	-	-
PA, W . . . . .	November 1980	1	1	-	1	-	-
	December 1980	6	6	-	6	-	-
	January 1981	1	1	-	1	-	-
	February 1981	4	4	-	4	-	-
	March 1981	4	4	-	4	-	-
	April 1981	10	10	-	10	-	-
	May 1981	11	11	-	11	-	-
	June 1981	12	12	-	12	-	-
	August 1981	7	7	-	7	-	-
	September 1981	4	4	-	4	-	-
	October 1981	6	6	-	6	-	-
	November 1981	2	2	-	2	-	-
	December 1981	4	4	-	4	-	-
	January 1982	7	7	-	7	-	-
	February 1982	5	5	-	5	-	-
	March 1982	5	5	-	5	-	-
	April 1982	7	7	-	7	-	-
	June 1982	5	5	-	5	-	-
	July 1982	4	4	-	4	-	-
	August 1982	4	4	-	4	-	-
	September 1982	5	5	-	5	-	-
	October 1982	5	5	-	5	-	-
	November 1982	2	2	-	2	-	-
	December 1982	10	10	-	10	-	-
	February 1983	7	7	-	7	-	-
	March 1983	4	4	-	4	-	-
	April 1983	2	2	-	2	-	-
	May 1983	6	6	-	6	-	-
	June 1983	4	4	-	4	-	-
PR . . . . .	November 1980	2	1	1	-	1	1
TN, M . . . . .	November 1980	2	-	-	-	2	2
	January 1982	1	-	-	-	1	1
	March 1982	9	1	1	-	8	8
	April 1982	10	2	2	-	8	8
	May 1982	2	-	-	-	2	2

Table 36  
U.S. District Courts  
Orders Entered Pursuant to Rule 5(d), Federal Rules of Civil Procedure  
Dispensing With or Requiring the Filing of Certain Discovery Materials  
With the Clerk of Court  
During the Period November 1980 through June 1983  
(continued)

District Court	Report Month and Year	Total Orders Entered	Dispensing With Filing			Requiring Filing*	
			Total	At Request of Parties to Litigation	On Court's Own Motion	Total	At Request of Litigants
TX, E . . . . .	August 1982	1	1	-	1	-	-
TX, S . . . . .	February 1982	32	32	32	-	-	-
	July 1982	17	17	-	17	-	-
VA, E . . . . .	October 1982	4	4	4	-	-	-
WV, N . . . . .	June 1981	1	1	1	-	-	-
	July 1981	1	-	-	-	1	1
	January 1983	1	1	1	-	-	-
WI, E . . . . .	February 1982	3	3	-	3	-	-
	April 1982	2	-	-	-	2	2
	June 1982	1	1	1	-	-	-
	August 1982	1	1	1	-	-	-
	September 1982	1	-	-	-	1	1
	December 1982	3	3	3	-	-	-

\* While Rule 5(d), F.R.Cv.P. allows for requests by representatives of the media in addition to those from litigants, no such requests were received.

# Transfer of Cases Under Title 28 U.S.C. Section 1407

The Judicial Panel on Multidistrict Litigation acted upon 1,060 civil actions pursuant to Title 28 U.S.C. Section 1407 during the twelve month period ended June 30, 1983. The Panel transferred 496 cases originally filed in 72 different district courts to 26 transferee districts for inclusion in coordinated or consolidated pretrial proceedings with 564 actions already pending in the transferee districts. The Panel denied transfer of 123 actions.

Since creation of the Panel in 1968, there have been 12,154 civil actions centralized for pretrial proceedings. As of June 30, 1983, there had been 9,423 actions remanded for trial, reassigned within the transferee district, or terminated in the transferee court. At the end of this year, there were 2,731 actions pending throughout 39 district courts.

Tables 37 and 38 provide statistics on the number of cases transferred since the Panel was created, and the flow of cases into and out of the districts during the current year and cumulative since 1968. Information on specific cases can be obtained from the Judicial Panel on Multidistrict Litigation.

Table 37  
Cumulative Summary of Actions Subjected to  
Title 28 U.S.C. Section 1407 Proceedings,  
1968 through 1983

Actions	Adjusted As of July 1, 1982	1983	As of June 30, 1983
Transferred .....	7,380	496	7,876
Originally Filed in Transferee Districts .....	3,714	564	4,278
Total Subjected to Section 1407 Proceedings .....	11,094	1,060	12,154
Terminated by Transferee Courts or Remanded by the Panel .....	(8,802)	(621)	(9,423)*
Total Presently Pending and Subjected to Section 1407 Proceedings .....	2,292	-	2,731

\* Includes a total of 2,187 actions which have been remanded by the Panel and 56 actions reassigned to transferor judges within the transferee district.

Table 38  
Cases Transferred By Order Of The Judicial Panel On Multidistrict Litigation  
During The Twelve Month Period Ended June 30, 1983  
And Cumulative From September 1968

Circuit and District	12 Months Ended June 30, 1983		Cumulative 1968-1983		Total Pending In Transferee District	Circuit and District	12 Months Ended June 30, 1983		Cumulative 1968-1983		Total Pending In Transferee District
	Into District	Out of District	Into District	Out of District			Into District	Out of District	Into District	Out of District	
Total .....	496	496	7,876	7,876	2,731	7th Cir. ....	3	37	487	649	90
DC .....	49	8	1,775	78	66	IL, N .....	3	22	401	462	85
1st Cir. ....	-	13	142	267	1	IL, C .....	-	-	-	12	-
ME .....	-	1	-	8	-	IL, S .....	-	2	-	16	-
MA .....	-	9	96	171	1	IN, N .....	-	3	-	34	-
NH .....	-	-	27	32	-	IN, S .....	-	-	81	38	-
RI .....	-	2	-	33	-	WI, E .....	-	7	5	59	5
PR .....	-	1	19	23	-	WI, W .....	-	3	-	28	-
2nd Cir. ....	109	43	1,197	1,020	780	8th Cir. ....	7	30	181	693	64
CT .....	1	4	40	64	15	AR, E .....	-	-	-	15	-
NY, N .....	-	4	2	49	-	AR, W .....	-	1	-	9	-
NY, E .....	106	3	669	143	626	IA, N .....	-	3	3	25	2
NY, S .....	2	28	486	680	139	IA, S .....	-	5	5	43	2
NY, W .....	-	3	-	55	-	MN .....	7	10	46	422	50
VT .....	-	1	-	49	-	MO, E .....	-	4	14	43	2
3rd Cir. ....	19	34	742	677	73	MO, W .....	-	2	113	71	8
DE .....	3	0	7	33	3	NE .....	-	5	-	38	-
NJ .....	1	11	66	163	50	ND .....	-	-	-	19	-
PA, E .....	4	13	584	328	7	SD .....	-	-	-	8	-
PA, M .....	-	1	10	58	-	9th Cir. ....	21	140	1,027	1,862	670
PA, W .....	11	9	75	92	13	AK .....	-	1	-	51	-
VI .....	-	-	-	3	-	AZ .....	-	7	14	72	36
4th Cir. ....	2	30	192	399	35	CA, N .....	1	19	292	518	22
MD .....	-	4	87	113	32	CA, E .....	-	3	10	120	3
NC, E .....	-	-	-	22	-	CA, C .....	9	75	361	697	38
NC, M .....	-	1	3	33	-	CA, S .....	6	1	18	44	19
NC, W .....	-	-	24	22	-	HI .....	-	4	4	74	-
SC .....	-	2	-	67	-	ID .....	-	15	2	29	2
VA, E .....	2	19	30	91	3	MT .....	-	-	-	12	-
VA, W .....	-	1	-	16	-	NV .....	4	5	123	34	367
WV, N .....	-	-	1	5	-	OR .....	1	-	5	90	2
WV, S .....	-	3	47	30	-	WA, E .....	-	6	-	30	-
5th Cir. ....	84	82	350	668	398	WA, W .....	-	4	198	90	181
LA, E .....	84	-	192	101	243	GU .....	-	-	-	1	-
LA, M .....	-	2	5	32	-	NMI .....	-	-	-	-	-
LA, W .....	-	4	8	41	-	10th Cir. ....	128	31	1,333	417	225
MS, N .....	-	-	-	14	-	CO .....	-	14	16	139	-
MS, S .....	-	2	-	39	-	KS .....	57	2	1,187	64	116
TX, N .....	-	4	38	117	23	NM .....	-	6	1	38	-
TX, E .....	-	60	1	100	-	OK, N .....	-	2	13	28	27
TX, S .....	-	7	100	185	132	OK, E .....	-	-	7	10	-
TX, W .....	-	3	6	59	-	OK, W .....	71	1	109	55	82
6th Cir. ....	72	34	280	695	282	UT .....	-	3	-	79	-
KY, E .....	-	1	53	20	-	WY .....	-	3	-	6	-
KY, W .....	-	1	-	41	-	11th Cir. ....	2	14	170	450	47
MI, E .....	4	19	27	194	6	AL, N .....	1	2	34	97	3
MI, W .....	2	-	2	36	16	AL, M .....	-	-	-	9	-
OH, N .....	1	5	30	130	21	AL, S .....	-	1	1	15	-
OH, S .....	65	4	157	158	239	FL, N .....	-	2	-	25	-
TN, E .....	-	3	2	69	-	FL, M .....	-	2	1	80	-
TN, M .....	-	-	3	17	-	FL, S .....	1	2	104	126	43
TN, W .....	-	1	6	31	-	GA, N .....	-	3	30	72	1
						GA, M .....	-	-	-	4	-
						GA, S .....	-	2	-	22	-

## CRIMINAL CASELOAD

### Summary of Workload

During the twelve month period ended June 30, 1983, criminal case filings, excluding transfers, totaled 34,681, an increase of 9.7 percent over the 31,624 cases filed last year. This is the third consecutive year that case filings have increased. Criminal case terminations were up 6.6 percent or 2,096 cases from 31,889 cases terminated last year to 33,985 cases this year. As a result of filings exceeding terminations by 5.6 percent, the number of cases pending at the end of this year rose 11.3 percent to 18,546 from 16,659 pending in 1982. This is the highest pending caseload since 1976. Table 39 provides a comparison of cases filed, terminated, and pending for selected years since 1960.

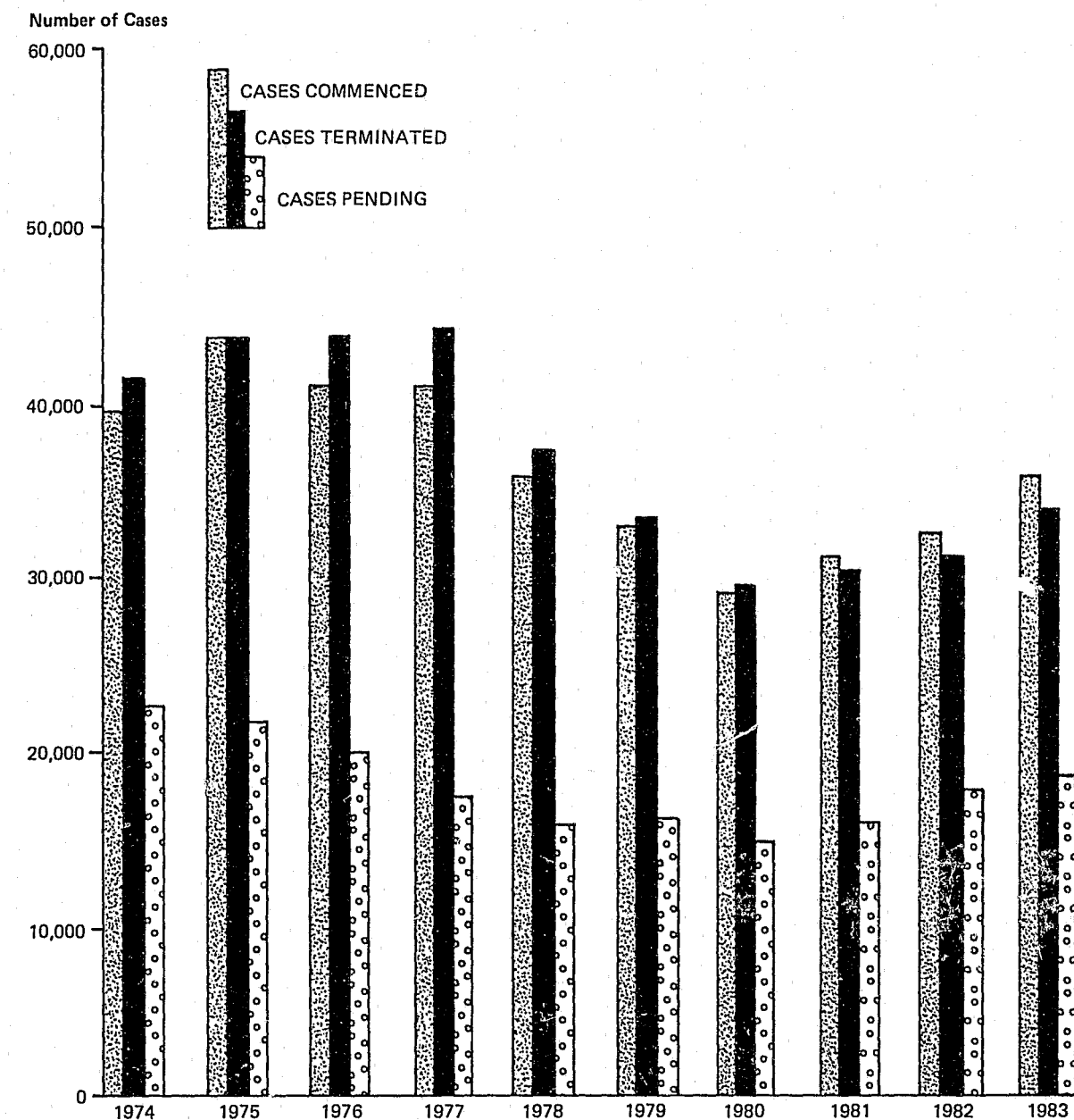
Table 39  
U.S. District Courts  
Criminal Cases Commenced, Terminated, and Pending  
During the Twelve Month Periods Ended  
June 30, 1960, 1965, 1970, 1975 through 1983

Year	Pending July 1	Total Filed		Total Term- inated	Pending June 30
		Original Pro- ceedings	Received by Transfer		
1960 .....	7,727	28,137	1,691	29,864	7,691
1965 .....	9,578	31,569	1,765	32,078	10,834
1970 .....	17,770	38,102	1,857	36,819	20,910
1975 .....	22,644	41,108	2,174	43,515	22,411
1976 .....	22,411	39,147	1,873	43,675	19,756
1977 .....	19,756	40,000	1,589	44,233	17,150
1978 .....	17,150	34,624	1,359	37,286	15,847
1979 .....	15,847	31,536	1,152	33,411	15,124
1980 .....	15,124	27,968	953	29,297	14,759
1981 .....	14,759	30,355	932	30,221	15,850
1982 .....	15,866	31,623	1,059	31,889	16,659
1983 .....	16,659	34,681	1,191	33,985	18,546
Percent Change 1983 over 1982 .....		5.0	9.7	12.5	6.6
					11.3

## UNITED STATES DISTRICT COURTS

### ALL CRIMINAL CASES COMMENCED, TERMINATED, AND PENDING\*

12 MONTH PERIODS ENDED JUNE 30, 1974 THROUGH 1983



\* Includes transfers.

The number of cases and defendants filed, terminated, and pending (including transfers) in the district courts during 1983 is shown, by offense level, in Appendix Table D-1. The offense levels are defined as:

Felony Offense - A criminal offense punishable by imprisonment for a term exceeding one year (Title 18 U.S.C. Section 1).

Misdemeanor Offense - A criminal offense punishable by imprisonment for a term not exceeding one year without regard to the fine amount (Title 18 U.S.C. Section 3401).

Petty Offense - A criminal offense punishable by imprisonment for a term not exceeding six months or a fine not more than \$500.00 or both (Title 18 U.S.C. Section 1(3)).

#### Case Filings by Type of Proceedings

A criminal case filed in the U.S. district court commences by 1 of 11 types of proceedings. The most common method of filing a felony case is indictment by a grand jury.

Felony cases accounted for 67.8 percent of all cases filed this year. Of the 20,069 defendants indicted this year, 19,477 were for felonies. This is a 9.7 percent increase over the 17,756 felonies commenced by indictment last year.

Filings by "information - indictment waived" increased 17.7 percent over the 3,216 commenced last year by this method of proceeding. Other increases were shown for retrials on mistrial, a 61.0 percent increase to 66 cases from the 41 cases reported last year and for removal proceedings, a 57.1 percent increase to 22 cases from 14 cases last year.

Proceedings commenced as reopened and reinstated cases; as remands from appellate courts; and as juvenile delinquency proceedings decreased 57.1 percent, 39.1 percent and 12.1 percent, respectively.

Table 40 provides data on cases commenced by nature of proceedings during the twelve month periods ended June 30, 1980 through 1983. Appendix Table D-2 provides the number of cases and defendants commenced for each type of proceeding during the twelve month periods ended June 30, 1979 through 1983.

Table 40  
U.S. District Courts  
Criminal Cases Commenced  
Showing Nature of Proceedings, Excluding Transfers,  
(Felonies Only)  
During the Twelve Month Periods Ended June 30, 1980 through 1983

Nature of Proceedings	1980	1981	1982	1983	Percent Change 1983/1982
<b>Total</b> .....	18,855	20,009	21,353	23,525	10.2
Proceedings Commenced By:					
Indictment .....	16,022	16,748	17,756	19,477	9.7
Information-Indictment Waived .....	2,456	2,905	3,216	3,784	17.7
Remanded from					
Appellate Court .....	84	79	69	42	-39.1
Removed from State Court .....	20	11	14	22	57.1
Reopened/Reinstated .....	97	86	112	48	-57.1
Appeal from U.S. Magistrate Decisions .....	1	3	5	1	-
Juvenile Delinquency Proceedings .....	74	70	83	73	-12.1
Consent Before Magistrates	106	70	24	8	-
Retrial on Mistrial .....	17	14	41	66	61.0
Retrial - Remand from Appeals Court .....	20	23	33	4	-

Note: Percent change computed for ten or more cases.

#### Filings by Major Offense

Criminal cases are classified by the AO on the basis of the offense which carries the highest possible penalty at conviction. If several offenses are involved and carry the same penalty, the crime against person takes priority over the crime against property. All attempts (except attempted homicide, which is classified as assault) are classified according to substantive offenses, as are all conspiracies, aiding and abetting, and accessory crimes. Appendix Tables D-2 and D-3 were developed using these classification standards.

The largest percentage increase in filings was for burglary which rose 26.6 percent. This rise, however, accounted for only 38 additional cases. The increase in bank burglaries contributed mostly to this increase.

Filings for offenses under the Drug Abuse Prevention and Control Act (DAPCA) continued to rise this year with an overall increase of 19.8 percent. Within the broad DAPCA category, prosecutions for narcotic violations rose 26.3 percent, for marihuana violations 20.1 percent, and for violations of controlled substances 6.1 percent. Increased filings in Florida, Southern (up 238 cases) contributed 28.6 percent of the overall increase (831 filings) in DAPCA offenses.

Fraud filings were up to 5,557 cases from 4,708 cases last year. A major factor contributing to this increase was a change in reporting procedures. In prior years, food stamp violations were reported as Agricultural Act violations in these statistics. This year food stamp violations have been properly classified as fraud violations and are included under the caption "other" in the D Tables of the Appendix. This reporting change accounted for the majority of the increase in fraud filings.

Cases filed by nature of offense (excluding transfers) during the twelve month periods ended June 30, 1982 and 1983 are provided in Table 41. Appendix Table D-2 provides the number of cases and defendants filed during the years 1979 through 1983, by type of offense.

Table 41  
U.S. District Courts  
Criminal Cases Filed by Nature of Offense (Excludes Transfers)  
During the Twelve Month Periods Ended June 30, 1982 and 1983

Nature of Offense	1982	1983	Percent Change
<b>Total</b> .....	<b>31,624</b>	<b>34,681</b>	<b>9.7</b>
Homicide .....	151	156	3.3
Robbery .....	1,428	1,333	-6.7
Bank .....	1,324	1,222	-7.7
Postal .....	47	60	27.7
Other .....	57	51	-10.5
Assault .....	579	543	-6.2
Burglary .....	143	181	26.6
Larceny and Theft .....	2,887	3,385	17.2
Embezzlement .....	2,072	2,104	1.5
Fraud .....	4,708	5,557	18.0
Auto Theft .....	369	347	-6.0
Forgery and Counter-			
feiting .....	2,128	2,322	9.1
Sex Offenses .....	135	140	3.7
Narcotics Laws (DAPCA) .....	4,192	5,024	19.8
Marihuana .....	1,664	1,999	20.1
Narcotics .....	1,697	2,143	26.3
Controlled Substance .....	831	882	6.1
Miscellaneous General			
Offenses .....	8,759	9,881	12.8
Weapons and Firearms .....	1,780	1,707	-4.1
Escape <sup>1</sup> .....	819	897	9.5
Drunk Driving and			
Traffic .....	5,188	6,288	21.2
Kidnapping .....	61	62	1.6
Other Miscellaneous			
General Offenses .....	911	927	1.8
Immigration Laws .....	1,803	1,898	5.3
Liquor, Internal Revenue .....	20	16	-20.0
Federal Statutes .....	2,250	1,794	-20.3
Agricultural Acts .....	662	284	-57.1
Antitrust Violations .....	82	74	-9.8
Civil Rights <sup>2</sup> .....	62	76	22.6
Contempt .....	43	42	-2.3
Food and Drug Acts .....	77	65	-15.6
Migratory Bird Laws .....	80	112	40.0
Motor Carrier Act .....	87	76	-12.7
Other Federal Statutes .....	1,157	1,065	-8.0

<sup>1</sup> Includes escape from custody, aiding and abetting an escape, failure to appear in court, and bail jumping.

<sup>2</sup> These are principally cases removed from state courts under provisions of the Civil Rights Act, Title 28 U.S.C. Section 1443.

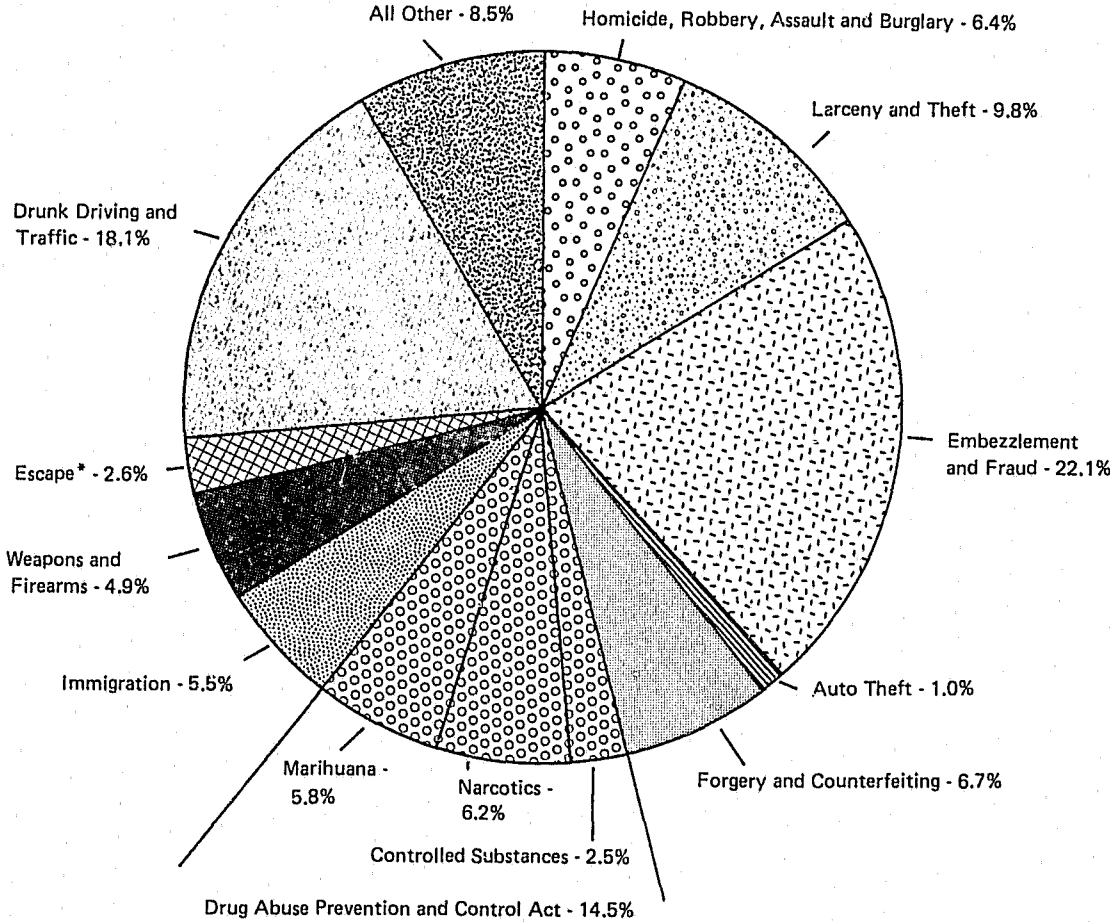
Note: Percent change computed on ten or more.

UNITED STATES DISTRICT COURTS

ALL CRIMINAL CASES COMMENCED  
BY OFFENSE

12 MONTH PERIOD ENDED JUNE 30, 1983

TOTAL CRIMINAL CASES: 34,681



\* Escape from custody, aiding or abetting an escape, failure to appear in court and bail jumping.

Note: All figures exclude transfers.



# **Southern District of Florida Reports Rapid Rise in Drug (DAPCA) Filings**

Prosecutions in the Southern District of Florida under the Drug Abuse Prevention and Control Act of 1970 (DAPCA) rose 55.9 percent from 426 in 1982 to 664 in 1983. Since 1979, this district's prosecutions under DAPCA have more than tripled and now account for 55.9 percent of its criminal filings. Within the DAPCA category, prosecutions for narcotics violations increased 72.3 percent this year. Marihuana offenses rose 47.9 percent and prosecutions for misuse of controlled substances rose 5.3 percent. Florida, Southern's rapid rise in DAPCA filings is due, in large part, to the investigative work of the Justice Department's special task force on drug activity in that district.

As shown in Table 42, the total number of criminal filings in Florida, Southern rose 45.6 percent in 1983. Over 60 percent of this increase is attributable to the rise in DAPCA filings. Prosecutions for DAPCA violations are often complex cases involving multiple defendants. This explains, in part, this district's 26.7 percent increase in the number of criminal cases pending and its relatively high median time for disposing of criminal defendants. Although Florida, Southern's median disposition time dropped slightly from 6.0 months in 1982 to 5.7 months in 1983, it remains above the national average of 4.3 months.

Table 42  
Southern District of Florida  
Criminal Workload Statistics  
During the Twelve Month Periods Ended June 30, 1979 through 1983

Type	1979	1980	1981	1982	1983	Percent Change 1983/1982
Total Criminal Filings* . . . . .	548	602	752	815	1,187	45.6
DAPCA Filings, only* . . . . .	182	241	323	426	664	55.9
Percent of Total . . . . .	33.2	40.0	43.0	52.3	55.9	-
Marihuana . . . . .	51	57	139	234	346	47.9
Narcotics . . . . .	125	148	158	173	298	72.3
Controlled Substances . . . . .	6	36	26	19	20	5.3
Criminal Cases Pending . . . . .	721	879	972	1,087	1,377	26.7
Criminal Terminations* . . . . .	470	478	683	706	923	30.7
Median Disposition Time . . . . . (months)	4.6	4.9	4.9	6.0	5.7	-5.0

\* Excludes transfers.

# **Case Filings by District up 9.7 Percent**

Filings increased in 60 of the 94 district courts and decreased in 31 courts during the twelve month period ended June 30, 1983. In three districts no change was reported. The number of cases filed, terminated, and pending in the courts during the twelve month periods ended June 30, 1982 and 1983 is shown in Table 43.

This year, the largest increases in filings were reported in West Virginia, Northern (175.6 percent); Nevada (103.9 percent); Louisiana, Middle (92.3 percent); and Maine (82.3 percent). DAPCA violations accounted for 46.8 percent of the increase in West Virginia, Northern (37 cases); increased fraud filings accounted for 69.4 percent of the increase in Nevada (111 cases); traffic violations contributed 49.0 percent of the increase in Maine (25 cases); and forgery and counterfeiting violations represented 52.8 percent of the increase in Louisiana, Middle (19 cases).

The districts showing a substantial percentage decline in filings were Northern Mariana Islands, down 64.0 percent (16 cases); Guam, down 51.9 percent (41 cases); Georgia, Southern, down 50.0 percent (182 cases); and Rhode Island, down 39.3 percent (48 cases).

Appendix Table D-3 indicates, by district and offense, the number of cases and defendants commenced during the twelve month period ended June 30, 1983.

# **Case Terminations up 7.0 Percent**

The number of cases terminated in 1983 rose to 33,073, or 7.0 percent over the 30,912 terminations last year. There were 65 districts reporting an increase in terminations and 29 districts where terminations declined.

Districts reporting the largest increase in terminations were West Virginia, Northern (up 134.1 percent); Louisiana, Eastern (up 86.2 percent); Nevada (up 81.8 percent); and Oklahoma, Western (up 74.9 percent).

Decreases of 25.0 percent or more were reported in Georgia, Southern (51.9 percent); Rhode Island (35.5 percent); Guam (33.3 percent); Georgia, Middle (31.4 percent); and Iowa, Northern (29.7 percent).

# **Disposition of Defendants Increased 7.1 Percent**

During the twelve month period ended June 30, 1983, a total of 43,329 defendants had cases disposed of in the U.S. district courts. This was 7.1 percent above the 40,466 defendants whose cases were disposed of last year. Appendix Tables D-4 and D-5 provide data on defendant dispositions for this year.

Table 43  
Criminal Cases Commenced, Terminated, and Pending in the District Courts  
During the Twelve Month Periods Ended June 30, 1982 and 1983  
(Excludes Transfers)

Circuit and District	Filings			Terminations			Pending		
	1982	1983	Percent Change	1982	1983	Percent Change	1982	1983	Percent Change
Total .....	31,623	34,681	9.7	30,912	33,073	7.0	16,659	18,546	11.3
DC .....	486	394	-18.9	539	411	-23.7	174	159	-8.6
1st Cir.....	841	813	-3.3	850	809	-4.8	452	478	5.8
ME .....	62	113	82.3	58	98	69.0	50	67	34.0
MA .....	364	306	-15.9	393	326	-17.0	245	241	-1.6
NH .....	37	40	8.1	41	43	4.9	12	14	16.7
RI .....	122	74	39.3	121	78	-35.5	58	53	-8.6
PR .....	256	280	9.4	237	264	11.4	87	103	18.4
2nd Cir .....	2,045	1,950	-4.6	2,059	1,964	-4.6	1,895	1,899	0.2
CT .....	188	226	20.2	183	212	15.8	160	174	8.8
NY, N .....	99	129	30.3	99	115	16.2	103	107	3.9
NY, E .....	601	549	-8.7	694	597	-14.0	697	661	-5.2
NY, S .....	913	792	-13.3	863	797	-7.6	724	733	1.2
NY, W .....	193	203	5.2	161	194	20.5	129	142	10.1
VT .....	51	51	-	59	49	-16.9	82	82	-
3rd Cir .....	1,728	1,761	1.9	1,735	1,733	-0.1	920	982	6.7
DE .....	40	58	45.0	39	53	35.9	27	35	29.6
NJ .....	544	528	-2.9	570	526	-7.7	240	254	5.8
PA, E .....	398	461	15.8	409	471	15.2	247	247	-
PA, M .....	209	209	-	239	197	-17.6	95	109	14.7
PA, W .....	204	184	-9.8	173	200	15.6	111	103	-7.2
VI .....	333	321	-3.6	305	286	-6.2	200	234	17.0
4th Cir .....	4,290	4,953	15.5	4,188	4,834	15.4	1,217	1,350	10.9
MD .....	1,219	1,111	-8.9	1,191	1,112	-6.6	347	350	0.9
NC, E .....	362	323	-10.8	362	389	7.5	137	71	-48.2
NC, M .....	178	219	23.0	138	210	52.2	70	81	15.7
NC, W .....	187	274	46.5	201	252	25.4	43	66	53.5
SC .....	322	362	12.4	303	366	20.8	180	183	1.7
VA, E .....	1,729	2,209	27.8	1,696	2,097	23.6	303	402	32.7
VA, W .....	133	160	20.3	136	149	9.6	55	69	25.5
WV, N .....	45	124	175.6	41	96	134.1	28	56	100.0
WV, S .....	115	171	48.7	120	163	35.8	54	72	33.3
5th Cir .....	3,589	4,267	18.9	3,321	4,046	21.8	2,271	2,493	9.8
LA, E .....	275	440	60.0	225	419	86.2	164	190	15.9
LA, M .....	39	75	92.3	35	58	65.7	23	42	82.6
LA, W .....	158	213	34.8	173	202	16.8	44	59	34.1
MS, N .....	75	65	-13.3	65	68	4.6	27	25	-7.4
MS, S .....	89	154	73.0	84	105	25.0	79	123	55.7
TX, N .....	601	637	6.0	506	607	20.0	313	346	10.5
TX, E .....	160	160	-	151	172	13.9	65	55	-15.4
TX, S .....	1,499	1,557	3.9	1,409	1,493	6.0	1,127	1,184	5.1
TX, W .....	680	966	42.1	646	922	42.7	429	469	9.3
CZ .....	13	-	-	27	-	-	-	-	-
6th Cir .....	2,559	2,811	9.8	2,524	2,721	7.8	1,125	1,227	9.1
KY, E .....	169	158	-6.5	180	157	-12.8	75	76	1.3
KY, W .....	449	371	-17.4	438	371	-15.3	135	141	4.4
MI, E .....	446	508	13.9	430	495	15.1	287	295	2.8
MI, W .....	166	189	13.9	136	191	40.4	81	79	-2.5
OH, N .....	253	407	60.9	274	352	28.5	119	176	47.9
OH, S .....	222	262	18.0	216	282	30.6	119	103	-13.4
TN, E .....	200	256	28.0	195	234	20.0	43	70	62.8
TN, M .....	340	385	13.2	304	375	23.4	127	140	10.2
TN, W .....	314	275	-12.4	351	264	-24.8	139	147	5.8

Table 43  
Criminal Cases Commenced, Terminated, and Pending in the District Courts  
During the Twelve Month Periods Ended June 30, 1982 and 1983  
(Excludes Transfers)  
(continued)

Circuit and District	Filings			Terminations			Pending		
	1982	1983	Percent Change	1982	1983	Percent Change	1982	1983	Percent Change
7th Cir .....	1,438	1,623	12.9	1,355	1,600	18.1	872	923	5.8
IL, N .....	575	711	23.7	550	715	30.0	493	522	5.9
IL, C .....	202	216	6.9	174	227	30.5	92	80	-13.0
IL, S .....	131	162	23.7	117	141	20.5	35	59	68.6
IN, N .....	133	101	-24.1	133	101	-24.1	53	50	-5.7
IN, S .....	157	162	3.2	153	162	5.9	83	80	-3.6
WI, E .....	173	189	9.2	165	188	13.9	81	83	2.5
WI, W .....	67	82	22.4	63	66	4.8	35	49	40.0
8th Cir .....	2,033	2,178	7.1	1,966	2,175	10.6	753	753	-
AR, E .....	208	203	-2.4	184	195	6.0	58	58	-
AR, W .....	82	102	24.4	78	108	38.5	36	32	-11.1
IA, N .....	63	60	-4.8	74	52	-29.7	25	37	48.0
IA, S .....	104	87	-16.3	97	92	-5.2	60	48	-20.0
MN .....	237	236	-0.4	229	244	6.6	131	123	-6.1
MO, E .....	249	314	26.1	225	299	32.9	102	112	9.8
MO, W .....	664	758	14.2	676	771	14.1	162	158	-2.5
NE .....	90	98	8.9	88	98	11.4	48	55	14.6
ND .....	108	103	-4.6	97	104	7.2	46	40	-13.0
SD .....	228	217	-4.8	218	212	-2.8	85	90	5.9
9th Cir .....	6,894	8,003	16.1	6,969	7,246	4.0	4,385	5,255	19.8
AK .....	167	200	19.8	149	196	31.5	65	63	-3.1
AZ .....	458	532	16.2	545	463	-15.0	629	713	13.4
CA, N .....	512	635	24.0	448	549	22.5	368	456	23.9
CA, E .....	432	419	-3.0	390	429	10.0	259	249	-3.9
CA, C .....	956	982	2.7	1,056	1,035	-2.0	769	799	3.9
CA, S .....	852	945	10.9	902	871	-3.4	1,069	1,171	9.5
HI .....	1,943	2,402	23.6	1,955	1,917	-1.9	575	1,042	81.2
ID .....	100	136	36.0	98	113	15.3	29	51	75.9
MT .....	149	168	12.8	157	162	3.2	55	66	20.0
NV .....	154	314	103.9	148	269	81.8	155	194	25.2
OR .....	132	176	33.3	146	164	12.3	103	114	10.7
WA, E .....	184	205	11.4	167	212	26.9	63	60	-4.8
WA, W .....	751	842	12.1	730	817	11.9	188	221	17.6
GU .....	79	38	-51.9	57	38	-33.3	47	47	-
NM .....	25	9	-64.0	21	11	-47.6	11	9	-18.2
10th Cir.....	1,596	1,984	24.3	1,528	1,888	23.6	691	792	14.6
CO .....	264	328	24.2	267	322	20.6	160	166	3.8
KS .....	242	286	18.2	253	267	5.5	108	132	22.2
NM .....	199	223	12.1	204	205	0.5	129	150	16.3
OK, N .....	128	157	22.7	118	146	23.7	31	44	41.9
OK, E .....	94	139	47.9	100	119	19.0	24	42	75.0
OK, W .....	425	599	40.9	347	607	74.9	158	152	-3.8
UT .....	169	148	-12.4	167	143	-14.4	59	66	11.9
WY .....	75	104	38.7	72	79	9.7	22	40	81.8
11th Cir.....	4,124	3,944	-4.4	3,878	3,646	-6.0	1,904	2,235	17.4
AL, N .....	463	516	11.4	446	488	9.4	89	115	29.2
AL, M .....	309	284	-8.1	318	278	-12.6	47	54	14.9
AL, S .....	114	71	-37.7	90	85	-5.6	57	42	-26.3
FL, N .....	119	84	-29.4	99	94	-5.1	75	68	-9.3
FL, M .....	372	438	17.7	341	410	20.2	232	274	18.1
FL, S .....	815	1,187	45.6	706	923	30.7	1,067	1,377	28.7
GA, N .....	517	438	-15.3	458	466	1.7	228	192	-15.8
GA, M .....	1,071	754	-29.6	1,069	733	-31.4	28	48	71.4
GA, S .....	344	172	-50.0	351	169	-51.9	61	65	6.6

Note: Percent change computed on ten or more.

The 35,591 defendants convicted and sentenced this year increased 10.4 percent over the 32,252 convicted defendants in 1982. This year, convicted defendants comprised 82.1 percent of all defendants disposed of in the U.S. district courts compared to 79.7 percent last year.

The number of defendants who pled guilty accounted for 83.8 percent of the 35,591 defendants convicted. Other convictions resulted from pleas of nolo contendere (2.0 percent or 709 defendants); a court trial (3.6 percent or 1,286 defendants); and jury trial (10.6 percent or 3,782 defendants).

Of the 43,329 defendants whose cases were disposed of in the U.S. district courts this year, 7,738 defendants were not convicted. This was a 5.8 percent decrease compared to the 8,214 defendants not convicted last year. Of the defendants not convicted, 6,566 or 84.9 percent were dismissals; 281 or 3.6 percent were acquittals by the court; and 891 or 11.5 percent were acquittals after trial by jury.

Regular imprisonment terms were imposed on 11,979 defendants in 1982, a 12.2 percent increase over the 10,673 reported last year. Regular imprisonment sentences were imposed on 33.7 percent of all defendants convicted this year. The average term of imprisonment (57.2 months), imposed by the courts this year decreased 1.4 months compared to the average term of 58.6 months imposed by the court last year. Defendants with split sentences and indeterminate sentences increased 12.3 percent and 28.6 percent respectively, while defendants sentenced to fines decreased 5.2 percent. Persons sentenced under the Youth Corrections Act decreased 9.3 percent.

The 14,097 defendants sentenced to probation terms this year was 10.8 percent over the 12,723 persons sentenced to probation last year. Defendants placed on probation accounted for 39.6 percent of all the defendants convicted in the U.S. district courts this year. The average probation term for 1982 (33.5 months) increased 1.2 months over the average term (32.3 months) reported last year. Table 44 is a summary of disposition methods and the type of sentences during 1982 and 1983.

#### Disposition by Offense

During the twelve month period ended June 30, 1983, the total number of dispositions in three major offense categories accounted for nearly one half of all defendants disposed of in the U.S. district courts. Offenses under DAPCA accounted for 21.1 percent of all dispositions. Within this major offense category, marihuana violations (3,806) comprised 41.5 percent of the DAPCA dispositions; narcotics (3,692) 40.3 percent; and controlled substances (1,666) 18.2 percent. Fraud (7,029) accounted for an additional 16.2 percent, and larceny and theft (4,199) accounted for 9.7 percent. Drunk driving and traffic violations (5,572) accounted for 12.9 percent of the national total. Appendix Tables D-4 and D-5 provide data on defendant disposition by the type of offense for the twelve month period ended June 30, 1983.

Table 44  
U.S. District Courts  
Summary of Criminal Defendants Convicted and Not Convicted  
During the Twelve Month Periods Ended June 30, 1982 and 1983

Method of Disposition	1982	1983	Percent Change
<b>Total Defendants</b> .....	40,466	43,329	7.1
<b>Total Not Convicted</b> .....	8,214	7,738	-5.8
Percent of Defendants .....	20.3	17.9	-
Dismissed .....	7,051	6,566	-6.9
Acquitted by:			
Court .....	225	281	24.9
Jury .....	938	891	-5.0
<b>Total Convicted</b> .....	32,252	35,591	10.4
Percent of Defendants .....	79.7	82.1	
By Plea of Guilty .....	26,355	29,814	13.1
Nolo Contendere .....	1,037	709	-31.6
By Court .....	1,205	1,286	6.7
By Jury .....	3,655	3,782	3.5
Type sentence:			
Fine only .....	3,395	3,220	-5.2
Other .....	277	388	40.1
Imprisonment .....	15,857	17,886	12.8
Regular Sentence <sup>1</sup> .....	10,673	11,979	12.2
1 - 12 months .....	2,202	2,503	13.7
13 - 35 months .....	2,313	2,671	15.5
36 - 59 months .....	2,422	2,543	5.0
60 months and over .....	3,736	4,262	14.1
Average Sentence .....	58.6	57.2	-2.4
Split sentence .....	3,538	3,973	12.3
Indeterminate .....	1,163	1,496	28.6
YCA or YO <sup>2</sup> .....	483	438	-9.3
Probation .....	12,723	14,097	10.8
Term (Months)			
1 - 12 .....	3,311	3,355	1.3
13 - 24 .....	2,650	2,876	8.5
25 - 36 .....	3,641	4,134	13.5
37 and over .....	3,121	3,732	19.6
Average Term .....	32.3	33.5	3.7

<sup>1</sup> Includes Federal Juvenile Delinquency Act sentences.  
<sup>2</sup> Youth Corrections Act and Youth Offenders.

#### Disposition by District

This year, there were four districts reporting over 1,500 criminal dispositions: Virginia, Eastern reported 2,175 defendants (42.7 percent were traffic violations); Texas, Southern reported 2,149 defendants (41.6 percent of the dispositions were violations of Immigration Laws and 23.7 percent were DAPCA violations); Florida, Southern reported 1,975 defendants (DAPCA accounted for 67.2 percent of the dispositions); and Hawaii reported 1,923 defendants (87.3 percent of the dispositions were traffic violations).

West Virginia, Northern and Oklahoma, Northern both reported significant increases this year in the number of dispositions. In West Virginia, Northern dispositions increased 181.5 percent or 98 defendants while Oklahoma, Western reported a 69.0 percent increase or 267 defendants. The majority of the dispositions in West Virginia, Northern were for DAPCA offenses which accounted for 40.1 percent of the increase. In Oklahoma, Western dispositions of traffic violations accounted for 42.8 percent of the increase or 280 defendants and defendant dispositions for fraud cases accounted for 23.2 percent or an additional 152 defendants.

The national average (57.2 months) for a regular imprisonment sentence decreased 1.4 months compared to the average regular imprisonment sentence last year (58.6 months). The highest average sentence imposed for regular imprisonment this year was reported in Florida, Northern (131.1 months). Other districts reporting a high average prison sentence were Oregon (100.2 months); Indiana, Northern (98.1 months); and West Virginia, Northern (93.3 months). The number of defendants terminated in each of the district courts is provided in Appendix Table D-7 by type of disposition and sentence during the twelve month period ended June 30, 1983.

#### **Median Time from Filing to Disposition Remains 4.3 Months**

For purposes of computing time intervals for criminal defendants, intervals are computed from filing to disposition, including conviction, acquittal, and dismissal. For convicted defendants, the interval covers all time through sentencing, including time for observation and study.

This year, the national median time from filing to disposition for the 43,329 defendants was 4.3 months, the same median time reported last year. The median time interval for defendants disposed of after jury trial was 6.2 months; after court trial, 4.8 months; and after guilty pleas, 4.1 months. The median time for defendants whose cases were dismissed was 4.1 months. This was 0.2 months lower than the 4.3 months reported last year.

The highest median reported was in Rhode Island (6.8 months) and the lowest medians were reported in Georgia, Middle (1.6 months) and Virginia, Eastern (1.9 months). Georgia, Middle has reported the lowest median time since 1978. The high number of dispositions for drunk driving and traffic cases contributes to the low median time in these districts. Drunk driving and traffic dispositions accounted for 72.3 percent of the dispositions in Georgia, Middle and 42.7 percent in Virginia, Eastern. Most of these defendants pled guilty thereby reducing the time period between filing and disposition of the criminal case.

#### **Pending Cases by District**

As of June 30, 1983, the number of criminal cases pending increased in 64 districts, decreased in 26 districts, and remained the same in 4 districts.

West Virginia, Northern had 56 cases pending at the end of this year, a 100.0 percent increase over the 28 cases pending last year. This high percentage increase was the result of the large increase in filings (175.6 percent) that was not offset by a comparable increase in terminations. Other districts with significant increases in pending cases were Louisiana, Middle (82.6 percent) and Wyoming (81.8 percent). Increases in these districts was a result of an increase in filings that were not equally offset by the increase in terminations. Hawaii reported a 81.2 percent increase which was the result of a decline in terminations to 1,917 compared to 1,955 last year and the increase in filings (2,402 cases compared to the 1,943 cases last year).

A 48.2 percent decline in cases pending was reported in North Carolina, Eastern and a 26.3 percent decline was reported in Alabama, Southern.

#### **Pending Cases by Offense increased 11.3 Percent**

On June 30, 1983, there were 18,546 cases pending in the U.S. district courts, an increase of 11.3 percent over the 16,659 cases pending last year. Of the 18,546 cases pending, 8,405 cases or 45.3 percent had fugitive defendants. This is an increase of 13.4 percent over the 7,413 fugitive defendants reported last year. Table 45 is a comparison of the number and type of cases pending on June 30, 1982 and 1983 with fugitive defendants.

Pending DAPCA cases rose 11.5 percent to 4,751 on June 30, 1982 compared to 4,262 cases last year. DAPCA offenses accounted for 25.6 percent of all pending cases, but more than 33.0 percent (2,790 cases) of all pending cases with fugitive defendants. Florida, Southern reported the largest number of pending DAPCA cases (687 cases or 49.9 percent of the pending caseload in that district).

Pending fraud cases increased 8.7 percent from 2,652 cases last year to 2,883 cases this year which accounted for 15.5 percent of all pending cases. Of the fraud cases pending, 961 cases or 33.3 percent involved fugitive defendants. Districts with the highest number of pending fraud cases were New York, Southern (159); Florida, Southern (136); California, Central (129); Illinois, Northern (124); and California, Northern (106).

**Table 45**  
**U.S. District Courts**  
**Criminal Cases Pending June 30, By Nature of Offense,**  
**During the Twelve Month Periods Ended June 30, 1982 and 1983**

Nature of Offense	1982		1983	
	Pend- ing Cases	Cases with Fugi- tive Defen- dants	Pend- ing Cases	Cases with Fugi- tive Defen- dants
<b>Total</b> .....	16,659	7,413	18,546	8,405
Homicide .....	54	6	73	12
Robbery .....	615	136	582	140
Assault .....	225	43	221	51
Burglary .....	70	16	91	22
Larceny and Theft .....	1,148	372	1,369	469
Embezzlement .....	639	118	679	126
Fraud .....	2,652	814	2,883	961
Auto Theft .....	202	78	195	84
Forgery and Counter- feiting .....	1,066	386	1,060	409
Narcotics Laws (DAPCA) .....	4,262	2,488	4,751	2,790
Miscellaneous General Offenses .....	3,901	2,130	4,691	2,412
Weapons and Firearms ...	918	322	942	362
Other Miscellaneous General Offenses .....	2,983	1,808	3,749	2,050
Immigration Laws .....	867	521	1,085	616
Federal Statutes .....	958	305	866	313

**Pending Defendants Increase 10.4 Percent**

On June 30, 1983, defendants with cases pending in the U.S. district court totaled 26,528, an increase of 10.4 percent over the 24,032 defendants reported on June 30, 1982. Of the 26,528 defendants with pending cases this year, 39.2 percent of the defendants were fugitives and not triable. This is a decrease from the 40.6 percent or 9,745 fugitive defendants with pending cases last year. Table 46 provides the status of defendants with cases pending for periods ending June 30, 1979 through June 30, 1983. Appendix Table D-10 is a summary of the status of defendants, by district, with cases pending as of June 30, 1983.

**Table 46**  
**U.S. District Courts**  
**Status of Criminal Defendants Pending as of June 30, 1979 through 1983**

Status	1979	1980	1981	1982	1983	Percent Change 1983/ 1982
<b>Total</b> .....	21,417	21,150	22,570	24,032	26,528	10.4
<b>Fugitive Defendants (Non-Triable) - Total</b> .....	8,986	8,674	9,223	9,745	10,395	6.7
Percent of Total Pending .....	42.0	41.0	40.9	40.6	39.2	
Fugitive defendant - never arrested, summoned and/or arraigned .....	-	3,877	5,010	6,998	7,799	11.4
Excludable Delay: Unavailability of defendant (fugitive) or essential witness .....	8,986	4,797	4,213	2,747	2,596	-5.5
<b>Non-Triable Defendants - Total</b> .....	281	330	300	281	105	-62.6
Percent of Total Pending .....	1.3	1.6	1.3	1.2	0.4	
Authorization for dismissal requested by U.S. Attorney from Department of Justice .....	169	246	213	183	20	-89.1
Excludable Delays: State or Federal trials on other charges .....	36	25	29	35	18	-48.6
Miscellaneous proceedings, probation revocation, deportation proceedings, extradition .....	1	1	9	6	10	66.7
Period of mental or physical incompetence of defendant to stand trial .....	75	58	49	57	57	-
<b>Triable Defendants - Total</b> .....	8,357	8,835	9,031	9,623	11,328	17.7
Percent of Total Pending .....	39.0	41.8	40.0	40.0	42.7	
Committed under 18:4246 .....	8	9	5	3	4	33.3
Available for final plea or trial by Judge or jury .....	6,971	7,243	7,466	7,546	9,055	20.0
Excludable Delays: Examination or hearings for mental or physical incapacity .....	104	111	96	105	127	21.0
NARA examination .....	1	-	1	1	1	-
Interlocutory Appeals .....	143	195	190	223	222	-0.4
Hearings on Pretrial motions .....	90	295	402	616	747	21.3
Transfers from other districts (F.R.C.R.P. 20,21 and 40 - Magistrate Rule 6) .....	34	38	20	34	29	-14.7
Defendant motion is actually under advisement .....	260	132	121	204	130	-36.3
Transportation from another district or to from examination or hospitalization in ten days or less .....	-	3	1	2	1	-50.0
Consideration by court of plea agreement .....	-	42	57	59	83	40.7
Superseding indictment and/or new charges .....	14	36	29	80	39	-51.3
Defendant awaiting trial of co-defendant when no severance has been granted .....	112	75	66	85	142	67.1
Continuances granted per 18:3161(H)(8) .....	614	653	574	657	730	11.1
Other .....	6	3	3	8	18	125.0
<b>Tried Defendants - Total</b> .....	2,871	2,528	3,503	3,760	3,844	22.3
Percent of Total Pending .....	13.4	12.0	15.5	15.6	14.5	
Awaiting sentence .....	2,503	2,199	3,073	3,221	3,325	3.2
Committed for observation and study under 18:4244, 4245, 5034, 5010(E), 4208(B), 4252; or 28: 2902(A) .....	111	60	92	149	100	-32.9
Became fugitive before sentencing .....	257	269	338	390	419	7.4
<b>Other - Total</b> .....	922	783	513	623	856	37.4
Percent of Total Pending .....	4.3	3.7	2.3	2.6	3.2	
Grand jury indictment time extended 30 or more days .....	-	-	-	-	-	-
Any defendant who cannot be classified under excludable delay or other status codes .....	922	783	513	623	856	37.4

Defendants who were never arrested, summoned, arraigned, or tried accounted for 99.0 percent of the non-triable fugitive defendants. Districts with the largest percentage of fugitives were California, Southern (66.3 percent or 1,704 defendants); and New York, Eastern (60.9 percent or 753 defendants). Other non-triable defendants accounted for less than 1.0 percent of the defendants pending. Defendants in this status decreased from 281 defendants last year to 105 this year.

Defendants in a triable status accounted for 11,328 defendants or 42.7 percent of the pending caseload. This was an increase of 17.7 percent over the 9,623 triable defendants pending last year. The majority of triable defendants (9,055 or 79.9 percent) were available for final plea or trial. Defendants awaiting hearings on pretrial motions (747) accounted for 6.6 percent of triable defendants while 6.4 percent (730) of all triable defendants were granted continuances under Title 18 U.S.C. Section 3161 (H)(8).

Defendants who had already been tried accounted for 14.5 percent of the pending caseload. Those who were awaiting sentence (3,325) accounted for 12.5 percent of all pending defendants. Defendants who became fugitives after trial accounted for an additional 1.6 percent.

Appendix Table D-9 is a summary, by district, of triable defendants in pending cases. Table 47 is a summary of the pending caseload by length of time the defendants were pending. The table also contains data on the number and percent of fugitive defendants. Approximately 16.0 percent of the defendants had been pending for 61 months or more. Of this group, nearly 95.0 percent were fugitive defendants.

#### Technical Note

Statistics on criminal defendants terminated which appear in Tables D-4 through D-7 reference one defendant who may have been sentenced in more than one criminal case in a district court during the year. Thus, a defendant sentenced in two or more cases will have the terms of the sentences added together if consecutive or the longest term recorded if the terms are concurrent.



Table 47  
U.S. District Courts  
Fugitive Defendants and All Defendants Pending as of June 30, 1980 through 1983 by Length of Time Pending

Status on June 30	Total	0 to 5 Months	6 to 12 Months	13 to 24 Months	25 to 36 Months	37 to 48 Months	49 to 60 Months	61 Months and Over
<b>Total, 1983</b> .....	26,528	13,576	3,342	2,266	1,513	954	716	4,161
Fugitive Defendants (Non-Triable) - 1983 .....	10,395	1,745	1,067	1,213	1,038	777	621	3,934
Percent of Total Pending .....	39.2	12.9	31.9	53.5	68.6	81.4	86.7	94.5
<b>Total, 1982</b> .....	24,032	12,204	2,799	2,349	1,277	858	751	3,794
Fugitive Defendants (Non-Triable) - 1982 .....	9,745	1,641	937	1,293	901	718	682	3,573
Percent of Total Pending .....	40.6	13.4	33.5	55.0	70.6	83.7	90.8	94.2
<b>Total, 1981</b> .....	22,570	11,091	2,919	2,133	1,244	903	663	3,617
Fugitive Defendants (Non-Triable) - 1981 .....	9,223	1,396	960	1,182	911	774	606	3,394
Percent of Total Pending .....	40.9	12.6	32.9	55.4	73.2	85.7	91.4	93.8
<b>Total, 1980</b> .....	21,150	10,082	2,620	2,170	1,198	836	978	3,266
Fugitive Defendants (Non-Triable) - 1980 .....	8,674	1,286	772	1,125	915	744	904	2,928
Percent of Total Pending .....	41.0	12.8	29.5	51.8	76.4	89.0	92.4	89.7

**SPEEDY TRIAL ACT**

**Introduction**

The Speedy Trial Act of 1974 (Title 18 U.S.C. Sections 3161 through 3174) was implemented July 18, 1976. The AO published separate reports on the Speedy Trial Act for years 1977 through 1981. Statistics on compliance with the Speedy Trial Act first appeared in the **Annual Report** beginning in 1981.

It is important to note that during the first three years of the Speedy Trial Act, the district courts were undergoing a transition to the final time limits set forth in the Act. Beginning August 9, 1979, the final time interval from arrest to indictment (referred to in this report as Interval One) became 30 days. Interval Two, indictment to trial, became 70 days. The Speedy Trial Act provides several reasons for excluding time to determine compliance with the time intervals.

The incidence of and the reasons for excludable delays were discussed in each Speedy Trial report prior to 1982. Beginning July 1, 1981, however, the courts were no longer required to report exclusions to the AO, except for those defendants whose net time exceeded the 30/70 day intervals. For this reason, occurrences of excludable delay time will not be discussed in this report.

**Dismissals Under Title 18 U.S.C. Section 3162(a)**

Last year, 21 defendants had cases dismissed pursuant to Title 18 U.S.C. Section 3162(a). In Interval One, two cases were dismissed without prejudice; in Interval Two, nine cases were dismissed without prejudice, and ten with prejudice. This year, there were only 16 cases dismissed; 3 cases without prejudice and 2 with prejudice in Interval One; 7 cases were dismissed without prejudice and 2 with prejudice in Interval Two. There were two districts for which this dismissal information was unknown. There were no sanctions against attorneys under Title 18 U.S.C. Section 3162(b) reported this year. Table 48 provides data on defendants whose cases were dismissed pursuant to Title 18 U.S.C. Section 3162(a) for 1982 and 1983.

Table 48  
U.S. District Courts  
Criminal Defendants Whose Cases Were Dismissed  
Pursuant to Title 18 U.S.C. Section 3162(a) for 1982 and 1983

District	1982				1983			
	First Interval		Second Interval		First Interval		Second Interval	
	W/O	W/P	W/O	W/P	W/O	W/P	W/O	W/P
Colorado .....	-	-	1	-	-	-	1	-
District of Columbia .....	-	-	1	1	-	-	1NI*	-
Florida, Northern .....	-	-	-	-	-	-	1	-
Florida, Middle .....	-	-	-	-	-	-	1	-
Florida, Southern .....	-	-	2	2	-	-	-	-
Georgia, Northern .....	-	-	-	1	-	-	-	-
Illinois .....	-	-	-	1	-	-	-	-
Indiana, Southern .....	-	-	1	-	1	-	-	-
Kentucky, Western .....	-	-	-	-	-	-	1	-
Louisiana, Western .....	-	-	-	-	-	-	1	1
Maine .....	-	-	1	-	-	-	-	-
Massachusetts .....	1	-	1	1	-	-	-	1
Michigan, Western .....	-	-	-	1	-	-	-	-
Mississippi, Southern .....	-	-	-	-	-	-	1	-
New Mexico .....	-	-	-	-	-	1	-	-
New York, Eastern .....	-	-	1	1	-	-	-	-
New York, Western .....	-	-	-	1	-	-	-	-
Pennsylvania, Eastern .....	-	-	-	-	1	-	-	-
Pennsylvania, Western .....	-	-	-	1	-	-	-	-
Rhode Island .....	-	-	-	-	1	-	-	-
Tennessee, Western .....	-	-	-	-	-	-	1	-
Texas, Northern .....	1	-	-	-	-	-	-	-
Texas, Southern .....	-	-	-	-	-	-	1NI	-
Texas, Western .....	-	-	1	-	-	1	-	-

W/O - Without Prejudice  
W/P - With Prejudice  
NI - Not Indicated  
  
\* Dismissal occurred in 1982 but was not reported until 1983.

**Compliance with Speedy Trial Intervals One and Two Improves**

There were 12,619 defendants for whom Interval One requirements applied this year. The number of defendants indicted with 30 days or less in the first interval was 12,249 or 97.1 percent of all defendants in Interval One. In 1982, 95.9 percent of the defendants in Interval One were indicted in 30 days or less while in 1981, 94.2 percent were in compliance with the time limit. There were 44 districts with 100.0 percent compliance in Interval One.

Defendants within the 70 day time limit for Interval Two (39,946) accounted for 97.3 percent of the defendants (41,044) in this interval. These defendants were brought to trial, pled guilty or were dismissed within the 70 day limit. The 1982 compliance rate was 96.3 percent, and in 1981, there was 93.4 percent compliance. Only 28 districts were in 100.0 percent compliance with Interval Two this year. This was, however, an increase from the 24 districts in 100.0 percent compliance last year.

Total compliance is not yet possible since there are still defendants being disposed of who were in districts which were authorized emergency extensions. Also there are those who entered the longer first or second interval during the transition period and exceeded the 30/70 day time limits. Table 49 is a summary of defendants terminated with Speedy Trial Intervals One or Two during the twelve month periods ended June 30, 1981 through 1983.

Table 49  
U.S. District Courts  
Defendants Terminated with Speedy Trial Intervals One or Two  
During the Twelve Month Periods Ended  
June 30, 1981 through 1983

Intervals	1981	1982	1983
<b>First Interval:</b>			
Total Defendants .....	14,773	10,661	12,619
Defendants Indicted in 30 Net Days or Less Following Arrest .....	13,913	10,226	12,249
Percent of Total.....	94.2	95.9	97.1
<b>Second Interval:</b>			
Total Defendants .....	35,358	35,969	41,044
Defendants Tried in 70 Net Days or Less Following Indictment .....	33,040	34,655	39,946
Percent of Total.....	93.4	96.3	97.3

#### Interval Three - Conviction to Sentencing

Although a time limit is not required under the Speedy Trial Act, a 45-day time limit from conviction to sentencing was recommended by the Committee on the Administration of the Criminal Law of the Judicial Conference. This year, 69.8 percent of convicted defendants under the Speedy Trial Act were sentenced in 45 days or less, a decrease from the 73.3 percent reported last year.

Until last year, there were no districts with 100.0 percent compliance. This year only Alabama, Northern came close to 100.0 percent with 98.6 percent sentenced in 45 days or less. Appendix Table D-12 is a summary of convicted defendants who were sentenced in 45 days or less during the twelve month period ended June 30, 1983.

Since there are no excludable delays applicable to Interval Three, calculations include time for any observation and study and re-apprehension after bail jumping.

#### Detention Time

Detention time includes only the time a defendant is held in custody for Federal charges pending, exclusive of any excludable time under Title 18 U.S.C. 3161. It does not include custody for any subsequent Federal charges nor does it include any time during which a defendant is also being held for state or local charges. Detention may be in either a Federal correctional facility or in a local or state detention facility where payment is made by the U.S. This also includes detention in metropolitan correctional institutions under the administration of the U.S. Bureau of Prisons.

Districts with the highest rate for detention this year were Texas, Western (73.4 percent); California, Southern (83.5 percent); Arizona (69.0 percent); and California, Central (66.4 percent). All of these districts prosecute a substantial number of drug related violations and immigration cases which is a factor contributing to the high detention rate.

Of the 9,387 detainees, 5.1 percent or 479 were detained over 90 days. The largest percentage of the defendants were in detention from one to ten days (3,991 or 42.5 percent).

Appendix Table D-13 provides data on defendants who were detained prior to dismissal, plea of guilty, or trial of their case in the district court.

# **WEIGHTED CASE FILINGS PER AUTHORIZED JUDGESHIP**

Both civil and criminal weighted filings per judgeship continued to increase in 1983. Total weighted filings increased by 13.4 percent over last year to 473 weighted civil and criminal filings per authorized judgeship. This is the highest weighted caseload figure since 1962 when U.S. district court weighted caseloads were first published.

Weighted civil filings are much lower than unweighted civil filings for the second year in a row. (See Table 50.) This is due primarily to a large increase in U.S. plaintiff recovery of overpayments and enforcement of judgment cases. Two years ago there were only 18,161 of these cases, but 41,066 cases were filed during the year ended June 30, 1983. The weight for these cases is 0.0326 compared to the weight of 1.0 for an "average case." Large numbers of them, therefore, cause the unweighted filings to be much higher than weighted filings. The 41,066 "recovery" cases filed this year equates to only 1,339 weighted filings.

Appendix Tables X-1 and X-1A provide the weighted and unweighted filings for each district for the twelve month period ended June 30, 1983. Appendix Table X-1A includes only criminal felony cases because misdemeanors are generally handled by U.S. magistrates.

A complete discussion of the weighted caseload and its history in the Federal courts can be found in the 1980 **Annual Report of the Director**. The 1979 **Federal District Court Time Study**, published by the FJC, describes the study which produced the weighting system currently in use.

Table 50  
U.S. District Courts  
Case Filings Per Authorized Judgeship  
During the Twelve Month Periods Ended  
June 30, 1979 through 1983

Case Filings	1979	1980	1981	1982	1983
Authorized Judgeships .....	511	511	511	511	511
<b>Total Weighted</b> .....	<b>344</b>	<b>353</b>	<b>390</b>	<b>417</b>	<b>473</b>
Civil .....	296	311	345	370	420
Criminal .....	48	42	45	47	53
<b>Total Unweighted</b> .....	<b>344</b>	<b>365</b>	<b>389</b>	<b>442</b>	<b>517</b>
Civil .....	299	327	351	401	472
Criminal .....	45	38	38	41	45

**Note:** Criminal includes felony only and excludes transfers. Territorial courts are excluded.

# **TRIALS**

## **Trials Completed**

For the purposes of this report, a trial is defined as a contested proceeding before a court or jury in which evidence is introduced. During the twelve month period ended June 30, 1983, a total of 21,345 civil and criminal trials were completed by Federal judges in the U.S. district courts, down 0.2 percent from the 21,397 trials completed in 1982. This year's total represents the first decline since 1979, when completed trials dropped 1.5 percent. The reduction in 1983 can be attributed solely to a drop in the number of the civil trials. These trials decreased 0.4 percent to 14,689 during the year, reversing a four year growth trend.

Trials of civil cases represented 68.8 percent of the total for the year. This percentage was slightly less than the 68.9 percent recorded in 1982. Unlike the civil trials, criminal trials increased during the year up 0.2 percent to 6,656. Although this is the second consecutive rise for criminal trials, the total is still substantially below the high of 8,571 completed in 1973. As a percentage of the total trials, criminal trials accounted for 31.2 percent of all completions for 1983, up slightly from the 31.1 percent recorded in 1982.

Of all the civil and criminal trials completed in 1983, 59.6 percent involved non-jury trials and 40.4 percent involved jury trials. Compared to last year, the percentages of the trial activity have changed slightly with more jury and less non-jury trials being completed by the Federal judges. Table 51 provides a summary of the number of trials completed, by type, during each of the twelve month periods ended June 30, 1960, 1965, 1970, and 1975 through 1983. Appendix Table C-7 provides additional data, by district, on the number and types of trials completed during the twelve month period ended June 30, 1983.

Table 51  
U.S. District Courts  
Trials Completed  
During the Twelve Month Periods Ended  
June 30, 1960, 1965, 1970, and 1975 through 1983

Year	Total Trials	Civil			Criminal		
		Total	Non-jury	Jury	Total	Non-jury	Jury
1960 ...	9,998	6,488	3,453	3,035	3,510	1,008	2,502
1965 ...	11,485	7,613	4,459	3,154	3,872	1,143	2,729
1970 ...	16,032	9,449	6,078	3,371	6,583	2,357	4,226
1975 ...	19,236	11,603	7,903	3,700	7,633	2,726	4,907
1976 ...	19,580	11,656	8,098	3,558	7,924	2,773	5,151
1977 ...	18,827	11,605	7,792	3,813	7,222	2,661	4,561
1978 ...	18,851	11,515	8,326	3,189	7,336	3,344	3,992
1979 ...	18,563	11,764	8,348	3,416	6,799	3,132	3,667
1980 ...	19,825	13,191	9,254	3,937	6,634	3,216	3,418
1981 ...	21,239	14,697	10,047	4,650	6,542	2,962	3,580
1982 ...	21,397	14,753	10,074	4,679	6,644	3,076	3,568
1983 ...	21,345	14,689	9,712	4,977	6,656	3,003	3,653
Percent Change 1983 over							
1978 ...	13.2	27.6	16.6	56.1	-9.3	-10.2	-8.5
1982 ...	-0.2	-0.4	-3.6	6.4	0.2	-2.4	2.4

Length of Trials

The total number of long trials (those lasting four days or more) completed during the year rose 5.4 percent to 4,663 trials. Most of this increase fell within the four to nine day range with a slight decrease being reflected in the number of trials lasting 20 days or more. The long trials accounted for 22.2 percent of all trials completed for 1983 compared to only 21.0 percent in 1982 and 16.6 percent in 1975. Civil trials comprised 64.8 percent of the long trials, with the majority of them involving a jury. Among civil trials, the largest number of lengthy trials was non-prisoner civil rights matters, representing 14.2 percent of such trials. Of the long criminal trials, the largest percentages involved jury trials of fraud cases and drug law offenses.

Completed trials lasting 20 days or more dropped 2.4 percent to 160 during 1983. Jury trials accounted for only 72.5 percent of the trials lasting 20 days or more compared to 75.6 percent last year. The largest numbers of these 20-day trials involved contract actions (17) for civil trials and fraud offenses (24) for criminal trials. Table 52 is a comparison of completed trials, by length, during each of the twelve month periods ended June 30, 1975 through 1983. Appendix Table C-8 provides additional information on the length of trials, by type case. Appendix Table C-9 provides a list of each completed trial lasting 20 days or more.

Table 52 U.S. District Courts Length of Trials During the Twelve Month Periods Ended June 30, 1975 through 1983										
Length of Trial	1975	1976	1977	1978*	1979*	1980*	1981*	1982*	1983*	Percent Change 1983/ 1982
Total .....	19,236	19,580	18,827	18,725	18,454	19,585	20,940	21,077	21,047	-0.1
1 Day .....	9,718	9,776	9,188	9,358	8,863	9,329	9,585	9,863	9,508	-3.6
2 Days .....	4,140	4,221	3,993	3,831	3,879	3,905	4,332	4,213	4,204	-0.2
3 Days .....	2,183	2,352	2,224	2,218	2,245	2,381	2,558	2,578	2,672	3.6
4 to 9 Days .....	2,758	2,773	2,950	2,860	2,972	3,261	3,774	3,726	3,962	6.3
10 to 19 Days .....	355	337	372	344	384	528	504	533	541	1.5
20 Days and Over .....	82	121	100	114	111	181	187	164	160	-2.4
Percent 4 Days and Over .....	16.6	16.5	18.2	17.7	18.8	20.3	21.3	21.0	22.2	-
Jury Trials Only .....	8,607	8,709	8,374	7,180	7,082	7,353	8,228	8,245	8,629	4.7
Percent of Total .....	44.7	44.5	44.5	38.3	38.4	37.5	39.3	39.1	41.0	-
1 Day .....	2,086	1,896	1,749	1,208	1,066	1,057	1,146	1,264	1,290	2.1
2 Days .....	2,543	2,592	2,359	2,009	1,958	1,859	2,136	2,077	2,083	0.3
3 Days .....	1,558	1,725	1,639	1,531	1,516	1,539	1,694	1,689	1,784	5.6
4 to 9 Days .....	2,094	2,154	2,277	2,089	2,194	2,385	2,721	2,681	2,931	9.3
10 to 19 Days .....	270	259	279	263	264	390	385	410	425	3.7
20 Days and Over .....	56	83	71	80	84	123	146	124	116	-6.5
Percent 4 Days and Over .....	28.1	28.7	31.4	33.9	35.9	39.4	39.5	39.0	40.2	-

\* Excludes trials of miscellaneous cases.

Median Time from Issue to Trial

For the purposes of this report, the date issue is joined is defined as the date the last answer or response of the defendant is filed. During the twelve month period ended June 30, 1983, the median time from issue to trial in civil cases in which a trial was completed remained the same for the third consecutive year at 14 months. For non-jury trials, the median time was 13 months, with jury trials posting a higher median time of 14 months. These medians remained unchanged from 1982. Table 53 provides a comparison of median time intervals for the twelve month periods ended June 30, 1965, 1970, and 1975 through 1983.

Table 53  
U.S. District Courts  
Median Time Interval from Issue to Trial in Civil Cases,  
In which Trials Were Completed,  
During the Twelve Month Periods Ended  
June 30, 1965, 1970, and 1975 through 1983

Year	Total Trials		Non-Jury Trials		Jury Trials	
	Number	Median (in Months)	Number	Median (in Months)	Number	Median (in Months)
1965 ....	6,385	11	3,394	9	2,991	12
1970 ....	7,152	12	3,781	10	3,371	14
1975 ....	8,485	11	4,785	9	3,700	13
1976 ....	8,041	11	4,483	10	3,558	12
1977 ....	8,268	12	4,455	11	3,813	13
1978 ....	7,193	13	4,157	13	3,036	13
1979 ....	7,597	14	4,327	14	3,270	15
1980 ....	8,556	15	4,812	15	3,744	15
1981 ....	9,700	14	5,269	14	4,431	15
1982 ....	9,591	14	5,110	13	4,481	14
1983 ....	10,059	14	5,292	13	4,767	14
Percent Change 1983 over						
1978 ....	39.8	7.7	27.3	-	57.0	7.7
1982 ....	4.9	-	3.6	-	6.4	-

Note: Excludes the following trials: Land condemnation, forfeitures and penalty cases, prisoner petitions (habeas corpus, motions to vacate sentence under Title 28 U.S.C. Section 2255, hearings on evidentiary matters), bankruptcy petitions, and three judge court cases.

For the second year in a row, the shortest median time from issue to trial, five months, was recorded in Virginia, Eastern and Tennessee, Eastern. Short medians were also reported in 1983 by Alabama, Middle (six months) and Oklahoma, Western and Wyoming (seven months). The longest median time (40 months) was again recorded in the Middle District of North Carolina. This court has continued its efforts to significantly reduce the backlog of three-year-old civil cases. During the year, North Carolina, Middle reduced the number of three-year-old pending cases by 28.4 percent. Appendix Table C-10 provides a summary of median time intervals, by district, for the twelve month period ended June 30, 1983.

### THREE-JUDGE COURT HEARINGS

The volume of cases heard by a three-judge district court decreased 56.5 percent during the year ended June 30, 1983. During 1982, there were 62 cases reported in comparison to 27 in 1983.

Title 28 U.S.C. Section 2284 provides that a district court of three judges shall be convened when the constitutionality of the apportionment of a Congressional district or a statewide legislative body is challenged or when required by special statute. Such statutes include three-judge court provisions of the Voting Rights Act of 1965 and the Civil Rights Act of 1964. Cases with hearings (or submission on briefs) before a three-judge district court, however, have dropped since legislation was passed in June 1976 reducing requirements for designating three-judge courts.

Table 54 indicates that the 27 three-judge court hearings were held in 17 districts during the year ended June 30, 1983. The District of Columbia reported six hearings (22.2 percent of the total), Alabama, Middle; Alabama, Southern; California, Northern; Mississippi, Northern, and South Carolina each reported two hearings. The remaining districts reported only one hearing each.

Table 54  
U.S. District Courts  
Three-Judge Court Hearings By Nature of Suit  
During the Twelve Month Periods Ended June 30, 1975 and 1979 through 1983

Nature of Suit	1975	1979	1980	1981	1982	1983
<b>Total</b> .....	267	30	33	35	62	27
Review of ICC* Orders .....	47	-	1	1	-	-
Reapportionment .....	9	3	4	1	42	9
Civil Rights .....	192	27	25	31	19	16
Abortion Laws .....	10	2	-	-	-	-
Attachment .....	15	-	-	-	-	-
Discrimination .....	2	1	2	1	-	1
Education .....	2	2	-	1	1	-
Employment .....	12	-	2	2	1	-
Licensing procedures .....	14	-	-	1	-	-
Mental patients .....	4	-	-	1	1	-
Obscenity .....	5	1	-	-	-	-
Penal code and prisoner petitions .....	9	-	1	2	1	1
Residency requirements .....	8	-	-	-	-	-
Taxes .....	4	3	1	3	-	-
Voting and election laws .....	32	15	14	18	14	14
Welfare, social security, unemployment benefits .....	18	-	-	-	-	-
Constitutionality of other state statutes .....	30	3	4	2	1	-
Others (not specified or otherwise unclassifiable) .....	27	-	1	-	-	-
All Other .....	19	-	3	2	1	2

\* ICC - Interstate Commerce Commission

The majority of hearings during this twelve month period were on civil rights cases. A total of 16 civil rights cases were heard by three judge panels; 14 were voting rights cases. One of the two remaining cases concerned discrimination, the other involved a case arising from a prisoner petition. Reapportionment cases heard before three judges decreased from 42 cases in 1982 to only 9 cases in 1983. The two cases classified as "All Other" in Table 55 involved a complaint to enforce U.S. postal laws relating to the franking privileges of members of Congress and a water rights dispute.

Table 55  
U.S. District Courts  
Three-Judge Court Hearings By District and Nature of Suit  
During the Twelve Month Period Ended June 30, 1983

District	Total	Reapportionment	Civil Rights		All Other
			Voting Rights	Other	
<b>Total</b> .....	27	9	14	2	2
Alabama, Middle .....	2	1	1	-	-
Alabama, Southern .....	2	1	1	-	-
California, Northern .....	2	-	2	-	-
District of Columbia .....	6	-	5	-	1
Hawaii .....	1	-	-	1	-
Louisiana, Eastern .....	1	1	-	-	-
Minnesota .....	1	1	-	-	-
Mississippi, Northern .....	2	-	2	-	-
Montana .....	1	-	-	-	1
New Mexico .....	1	1	-	-	-
Pennsylvania, Eastern .....	1	-	-	1	-
Pennsylvania, Middle .....	1	1	-	-	-
Rhode Island .....	1	1	-	-	-
South Carolina .....	2	1	1	-	-
Texas, Northern .....	1	-	1	-	-
Texas, Eastern .....	1	1	-	-	-
Texas, Southern .....	1	-	1	-	-

### JUROR SERVICE

Grand and petit juror statistics are reported monthly to the AO by all U.S. district courts. The Grand Juror reporting form (JS-11G) and the Petit Juror reporting form (JS-11) provide the statistics used to compile the following information.

Data on estimated payments to jurors is not available at this time, but will appear in the 1983 report **Grand and Petit Juror Service in U.S. District Courts**.

#### Grand Jury Activity Rises

Overall grand jury activity increased during the twelve month period ended June 30, 1983. As Table 56 summarizes, the total number of sessions convened rose 6.2 percent from 10,508 in 1982 to 11,157 in 1983. The number of jurors in session increased 6.1 percent and the



number of hours in session rose 5.8 percent. Nationally, a total of 732 grand juries were serving at some point during the year ended June 30, 1983, 7 fewer in existence compared to last year despite the fact that 21 fewer grand juries were discharged and 13 more grand juries were impanelled than in 1982.

Table 56 U. S. District Courts National Grand Juror Statistics During the Twelve Month Periods Ended June 30, 1979 through 1983							
Grand Juries and Jurors	1979	1980	1981	1982	1983	1983 over 1982	
						Number Change	Percent Change
<b>Total Number of:</b>							
Sessions Convened .....	9,791	10,338	10,997	10,508	11,157	649	6.2
Jurors in Session .....	194,168	206,627	219,860	210,213	222,980	12,767	6.1
Hours in Session .....	50,896	54,163	58,278	55,569	58,769	3,200	5.8
<b>Average Number of:</b>							
Jurors Per Session .....	19.8	20.0	20.0	20.0	20.0	-	-
Hours Per Session .....	5.20	5.24	5.30	5.29	5.27	-	-
<b>Total Number of Grand Juries:</b>							
Serving .....	674	699	738	739	732	-7	-0.9
Impaneled .....	311	312	328	309	322	13	4.2
Discharged .....	286	288	308	331	310	-21	-6.3

A regular grand jury meets to investigate evidence that a specific crime was committed in a district. Its term of service is 18 months, but it may be discharged by court order at any time during that period<sup>1</sup>.

A special grand jury meets to study the overall picture of criminal activity in a district. Its term of service can last up to 36 months. A special grand jury generally serves as an advisory body, usually has greater discretion than a regular grand jury, and often submits a report on organized crime or the misconduct of public officials in a district<sup>2</sup>. Of the 732 grand juries serving during 1983, 104 (14.2 percent) were special grand juries. Detailed information on special grand juries will be included in the 1983 report, **Grand and Petit Juror Service in U.S. District Courts**.

Appendix Tables J-1 and J-2 provide grand juror data by individual district. Appendix Table J-1 shows the number of grand juries serving on the first day of the twelve month period, the number impanelled and discharged during the twelve month period, the number serving at the close of the twelve month period, and the total number of grand juries serving at some time during the year. Appendix Table J-2 contains data for grand jury sessions convened, jurors in session, and hours in session. Between 16 and 23 jurors must be present to convene a grand jury session. The category "Jurors in Session" includes only those who participated in a convened session and excludes the year end total of 15,748 additional jurors in travel status, reporting for orientation, for impanelment only, or awaiting a quorum of 16.

<sup>1</sup> Rule 6(g), Federal Rules of Criminal Procedure.

<sup>2</sup> Title 18 U.S.C. Section 3333.

The type and amount of criminal activity heavily influence the activity of a district's grand jury. The largest number of grand juries serving was reported by the Southern District of New York with 50. This district also reported the greatest number of sessions convened (1,043), jurors in session (20,958), and hours in session (4,597). Conversely, three districts reported only one grand jury in existence during the entire year. Excluding the territorial courts, Alaska reported the fewest number of sessions (14) and jurors in session (284) while North Dakota reported the fewest number of hours in session. The territorial courts (Virgin Islands, Guam, and Northern Mariana Islands) reported no grand jury activity because offenses in these districts are prosecuted by information, not indictment by grand jury.

The national average of 20.0 jurors per session has not changed since 1980. The average number of hours per session (5.27) has also remained virtually the same for years. North Carolina, Western reported the lowest average of grand jurors per session at 18.3, while West Virginia, Northern reported the highest average with 22.4 jurors present per session. The average number of hours per grand jury session ranged from a low of 3.91 hours in Delaware to a high of 8.00 hours in Oklahoma, Northern.

Table 57 provides the number of cases commenced by indictment, the number of defendants proceeded against, the total number of grand jury sessions, and the number of hours in session for 1979 through 1983. Continuing an increasing trend which began in 1981, the 20,069 cases commenced by indictment and the 31,742 defendants proceeded against by indictment represent rises of 9.0 percent and 8.0 percent, respectively. Until 1981, the average number of defendants indicted per grand jury session steadily declined. This year, however, marks the third consecutive year that the average number of defendants indicted per session has risen.

Table 57 U. S. District Courts Proceedings by Indictment and Grand Jury Sessions During the Twelve Month Periods Ended June 30, 1979 through 1983							
Year	Proceedings Commenced by Indictment		Average Defen- dants per Case	Grand Jury Sessions Convened	Average Defendants Indicted per Grand Jury Session	Hours in Session	Average Hours per Session
	Cases	Defen- dants					
1979 ..	18,724	28,395	1.52	9,791	2.90	50,896	5.20
1980 ..	16,524	25,612	1.55	10,338	2.48	54,163	5.24
1981 ..	17,229	27,367	1.59	10,997	2.49	58,278	5.30
1982 ..	18,399	29,366	1.60	10,508	2.79	55,569	5.29
1983 ..	20,069	31,742	1.58	11,157	2.85	58,769	5.27

Petit Juror Statistics Emphasize Jury Selections

In previous years, petit juror statistics reflected overall juror usage, but this year, juror activity on jury selection days is being highlighted. The current juror statistics, therefore, are not comparable with the juror statistics of previous years.

In 1981, the General Accounting Office (GAO) examined jury management practices in Federal Courts. GAO criticized the Juror Utilization Index (J.U.I.) as a measure of efficient juror usage. The J.U.I. was calculated by dividing the total number of available jurors by the total number of jury trial days. According to GAO, the J.U.I. was heavily influenced by trial length and often overstated a court's efficiency in juror management. Based on this evaluation, GAO recommended that juror statistics focus on the initial day of jury selection, thereby eliminating the effect of lengthy trials. The House Appropriations Committee agreed with GAO's findings. Consequently, the Judicial Conference Committee on the Operation of the Jury System directed the AO to revise the JS-11, Petit Juror Usage Report form and instructions to highlight "first day" juror usage. The petit juror reporting form was revised to distinguish activity on jury selection days from activity on days after the jury was selected. This allows for the computation of "first day" juror statistics. The district courts began reporting on the new form in July 1982.

Table 58 provides the total number of available jurors (people called to court to serve) and the total number of jury trial days (the number of days a jury trial was in progress) in U.S. district courts during the last five years. The total number of available jurors rose 1.4 percent to 640,577, however, this remains below the 648,929 people called to court in 1981. The number of jury trial days increased from 35,263 days to 37,589 days. Civil trial days increased at a faster rate than criminal trial days and now account for 56.0 percent of the total.

Table 58  
U. S. District Courts  
National Petit Juror Service  
During the Twelve Month Periods Ended June 30, 1979 through 1983

Petit Jurors	1979	1980	1981	1982	1983	1983 over 1982	
						Increase/ Decrease	Percent Change
Total Available .....	565,617	605,547	648,929	631,606	640,577	8,971	1.4
Jury Trial Days .....	28,851	32,159	35,596	35,263	37,589	2,326	6.6
Criminal .....	15,171	15,649	15,925	15,587	16,529	942	6.0
Percent .....	52.6	48.7	44.7	44.2	44.0	-	-
Civil .....	13,680	16,510	19,671	19,676	21,060	1,384	7.0
Percent .....	47.4	51.3	55.3	55.8	56.0	-	-

Appendix Table J-3 summarizes jury selection day activity for each district during the year ended June 30, 1983. As Table J-3 illustrates, the change in reporting juror statistics has dramatically affected the percentages for jurors selected, challenged, and not selected, serving, or challenged when compared to the overall juror statistics published in previous years. Three distinguishing factors should be noted. First, unlike the selected category of prior years, the 1983 selected category no longer includes jurors who returned for a second day of trial, third day of trial, etc. Second, since challenges occur on voir dire days only, the actual number of challenges during the six month period is comparable to prior years, but the percent that the challenged jurors represent is not comparable. Finally, the not selected, serving, or challenged category no longer includes jurors who returned to court to serve on a subsequent day of a trial but were not used, nor jurors who were in travel status to or from court.

The Virgin Islands, Guam, and Northern Mariana Islands are not included in the following comparisons. Circumstances in these districts are unique, making a comparison with other courts not useful.

The national average for jurors selected was 30.1 percent with South Carolina reporting the highest percentage (60.3 percent). This district's high percentage of jurors selected is a tribute to its extensive use of multiple voir dire. Multiple voir dire is the simultaneous examination and selection of two or more juries by one judge. This practice usually has a positive effect on juror statistics. In addition, South Carolina routinely re-uses jurors to maximize juror efficiency. Eight other districts reported more than one-half (50.0 percent) of their available jurors in the selected category.

Puerto Rico reported the smallest percentage of jurors as selected with 19.1 percent. This was due, in part, to three criminal juries selected in May 1983. A total of 499 jurors were called in to serve and only 45 (9.0 percent) were selected.

An average of 32.4 percent of the jurors present for voir dire or orientation were challenged, either peremptorily or for cause. Hawaii reported the highest percentage of challenged jurors with 50.9 percent, and the Western District of North Carolina reported the smallest percentage of challenged jurors with 16.3 percent.

Jurors Not Selected, Serving, or Challenged

Jury administrators agree that the not selected, serving, or challenged category is where efficiency in juror usage can be improved substantially. From the standpoint of Congress and GAO, jurors not selected, serving, or challenged represent citizens' time and government's money "wasted." Each litigant, however, is entitled to a certain number of challenges during a jury selection as well as an opportunity to settle in a civil case or plead guilty in a criminal case up to the last minute. Any of these options could result in "wasted" jurors. An

additional problem arises when jury managers call the appropriate number of jurors to cover all anticipated challenges in a case, all anticipated challenges are not exercised, and the unchallenged jurors are ultimately reported as not selected, serving, or challenged.

The Northern District of Ohio reported the greatest percentage (60.1 percent) of jurors as not selected, serving, or challenged. In addition, six other districts reported more than one-half (50.0 percent) of their available jurors as not selected, serving, or challenged. Ohio, Northern's large percentage of unused jurors was due, in part, to a notorious organized crime case in November 1982, which involved multiple defendants. A total of 572 jurors were called for this case alone. The selection process lasted six days, as each prospective juror was required to complete a 23 page questionnaire. Excuses were granted during the first five days with selection beginning on the sixth day. From a panel of 55 qualified jurors, 18 were selected, 31 were challenged and 6 were not selected or challenged.

Conversely, the Southern District of Alabama consistently reports a small number of jurors as not selected, primarily due to the judges' extensive use of the multiple voir dire technique of selecting jurors. During the year ended June 30, 1983, this district reported only 53 jurors (3.9 percent) in this category, averaging less than one "wasted" juror per jury selected.

Trials for approximately 78 percent (7,615) of the 9,769 juries selected started on the same day they were selected. The remaining 2,154 juries either started trial on a later day or not at all. South Carolina selected the largest number of juries (423), but only 9.0 percent (38) of them started trial on the day they were selected. Again, this is primarily due to this district's extensive use of multiple voir dire. For example, it is not uncommon for more than ten juries to be picked on a single day in this district. Conversely, Pennsylvania, Eastern selected 383 juries, with 382 of them starting on the same day. Delaware selected the fewest number of juries with 17. All 17 trials started on the day the jury was selected.

#### FEDERAL PUBLIC/COMMUNITY DEFENDERS

The recent opening of Hawaii's Federal public defender's office in December 1982 raised the total number of defender offices to 40.

The overall activity in all the defender offices increased during the twelve month period ended June 30, 1983. The defender offices were assigned a total of 26,381 cases, up 13.9 percent from the 23,168 cases assigned in 1982. The number of criminal defendants represented rose 16.5 percent and other representations (including appeals) increased 8.8 percent. Table 59 summarizes the number and type of cases opened, closed and pending in the defender organizations during the past five years.

Table 59  
Representations by Federal Public and Community Defender Organizations  
During the Twelve Month Periods Ended June 30, 1979 through 1983

Representations	1979	1980	1981	1982	1983	Percent Change 1983/1982
Offices in Operation .....	39	39	39	39	40	-
<b>Total Representations</b>						
Cases Opened .....	21,254	21,025	23,457	23,168	26,381	13.9
Cases Closed .....	21,790	20,576	22,488	22,668	25,879	14.2
Pending on June 30 .....	4,841	5,290	6,259	6,759	7,261	7.4
<b>Criminal Representations</b>						
Cases Opened .....	14,040	13,785	16,066	15,291	17,810	16.5
Cases Closed .....	14,710	13,583	15,530	14,982	17,476	16.6
Pending on June 30 .....	2,895	3,097	3,633	3,942	4,276	8.5
<b>Other Representations*</b>						
Cases Opened .....	7,214	7,240	7,391	7,877	8,571	8.8
Cases Closed .....	7,080	6,993	6,958	7,686	8,403	9.3
Pending on June 30 .....	1,946	2,193	2,626	2,817	2,985	6.0

\* This category includes both the appeals and other representations shown in Appendix Table K-1.

Appendix Table K-1 provides detailed statistical information on the case activity of each defender office during the year ended June 30, 1983. The information is classified into three major types of representations: criminal, appeals, and other. The last category includes representations for habeas corpus, parole/probation revocation, witness, and motions to correct or reduce sentence. The statistics in this report cover only those representations provided by Federal defenders and, therefore, exclude representations by private panel attorneys under the Criminal Justice Act of 1964. Those statistics are available in the **Report to the United States Judicial Conference Committee to Implement the Criminal Justice Act**.

In California, Southern, 963 more cases were opened this year compared to last year. Much of this increase was due to substantial increases in representations involving immigration laws and petty offenses. In Florida, Southern, 317 more cases were opened over last year, many involving drug violations.

The defender office in the Southern District of California reported the greatest number of case openings with 4,311, which was 28.8 percent more than the 3,348 openings in 1982. The second largest number of openings was reported by the New York organization with 1,879. The office in California, Central opened 1,609 cases followed by Missouri, Western (with 1,606) which again reported an increase in the number of court directed prisoner representations of inmates of the U.S. Medical Center for Federal Prisoners at Springfield, Missouri. There were 1,039 of these prisoner representations this year. These four offices accounted for over one-third of all defender representations. West Virginia, Southern and Kentucky, Eastern reported the smallest number of case openings with 156 each.

A total of 30 out of 40 offices reported increases in the number of cases opened this year. The largest percentage increase (58.6 percent) was reported by Nevada, which opened 533 new cases in 1983 compared to 336 the previous year. This increase was primarily due to the continuing efforts of the U.S. attorney's office in investigating and prosecuting food stamp fraud. The District of Puerto Rico also reported a substantial increase (54.1 percent) in the number of cases opened due to an increase in drug cases. Ohio, Northern, on the other hand, opened 25.9 percent fewer cases than a year ago.

Federal defenders disposed of 25,879 cases during 1983, an increase of 14.2 percent over the 22,668 cases closed in 1982. Of the closings, 17,476 (67.5 percent) were criminal matters; 859 (3.3 percent) were appeals, and 7,544 (29.2 percent) were other representations. The defender organization in the Southern District of California terminated the greatest number of cases at 4,239 while West Virginia, Southern reported the fewest case closings with only 149. Leading the 33 offices which reported increases in the percentage of case closings was Puerto Rico, which reported a 100.5 percent increase in case dispositions over last year. Nevada, Massachusetts, and Florida, Southern, also experienced large increases in dispositions, reporting increases of 62.8 percent, 45.3 percent and 45.2 percent, respectively. The largest declines in terminations were reported by Tennessee, Western, down 15.9 percent and New York, which closed 9.2 percent fewer cases than a year ago.

Federal defenders spent an average of 1.8 hours in court per closed case. Ohio, Northern reported the highest average at 4.0 hours per closed case. The Western District of Missouri reported the lowest average of hours per closed case with 0.5. This was primarily due to the short amount of in-court time needed to dispose of its many representations of inmates at the U.S. Medical Center for Federal Prisoners.

A total of 7,261 cases remained pending on June 30, 1983. This represents a 7.4 percent increase in the pending caseload compared to 1982. The largest numerical increase was recorded by Florida, Southern (165 additional cases), however, Tennessee, Middle reported the largest percentage increase (51.6 percent). Puerto Rico reduced their pending caseload from 73 in 1982 to 29 in 1983.

## U.S. MAGISTRATES

### Misdemeanor Cases

Magistrates disposed of 93,543 misdemeanor cases, including petty offenses, during the twelve-month period ended June 30, 1983, an increase of 7.9 percent from the previous year. Of the total misdemeanor caseload handled by magistrates this year 79,039 were petty offenses, an increase of 8.1 percent from last year. Petty offense cases involving immigration, drug laws, and mail violations decreased slightly this year while cases involving all other categories of offenses increased.

The remaining 14,504 misdemeanor cases were above the level of petty offenses, an increase of 6.7 percent from the 13,589 cases reported in 1982. Traffic charges, such as driving while intoxicated, accounted for 7,739 of the cases, an increase from last year's figure of 7,345. Other non-petty misdemeanor cases involving theft, drug laws, trespassing and fraud, increased during the year, while all other categories of violations declined.

Of the 93,543 misdemeanors coming before magistrates this year, 16,773 received a full trial on the merits, including 86 jury trials. There were 58,358 defendants who pled guilty, and the remaining 18,412 misdemeanor charges were dismissed in open court by the magistrates. Of the 16,773 defendants who participated in full trials before magistrates, 10,114 were convicted of the charges against them. Defendants appealed the magistrate's decision in 174 criminal cases during the year.

Table 60  
U.S. District Courts  
Misdemeanor Defendants Disposed of by U.S. Magistrates by Nature of Offense  
During the Twelve Month Periods Ended  
June 30, 1979 through 1983

Offenses	1979	1980	1981	1982	1983
<b>Total</b> .....	100,267	90,402	95,152	86,725	93,543
<b>Misdemeanors other than Petty Offenses</b> .....	12,807	12,622	14,208	13,589	14,504
Traffic .....	8,302	8,059	8,606	7,345	7,739
Theft .....	1,875	1,625	1,938	1,730	1,762
Food and drug .....	431	494	974	1,496	1,855
Weapons .....	81	104	114	160	145
Other .....	2,118	2,340	2,576	2,858	3,003
<b>Petty Offenses</b> .....	87,460	77,780	80,944	73,136	79,039
Traffic .....	59,970	50,507	52,388	48,504	53,539
Immigration .....	13,364	12,288	11,318	9,857	9,094
Hunting, fishing, and camping .....	5,356	5,265	5,439	4,271	4,278
Mail .....	1,279	753	518	414	350
Drunk and disorderly .....	1,929	2,904	3,391	2,417	3,255
Food and drug .....	894	1,083	1,347	1,091	971
Other .....	4,668	4,980	6,543	6,582	7,522



Table 60 shows the number of misdemeanor cases disposed of by U.S. magistrates for 1979 through 1983, classified by nature of offense. Table 61 indicates the ten districts with the largest number of misdemeanor cases disposed of by magistrates during the twelve-month period ended June 30, 1983.

Table 61  
U.S. District Courts  
Districts with the Highest Number of Misdemeanors  
Disposed of by Magistrates  
During the Twelve Month Period Ended June 30, 1983

Districts	Total	Traffic	Immi- gration	Other
Virginia, Eastern .....	11,552	8,601	2	2,949
Maryland .....	7,898	7,242	1	655
Texas, Western .....	7,194	4,269	2,196	729
California, Northern .....	4,985	4,014	-	977
California, Southern .....	4,266	613	3,231	422
Oklahoma, Western .....	3,792	3,504	-	288
Colorado .....	3,359	2,914	13	432
Texas, Southern .....	3,333	201	2,738	394
Kentucky, Western .....	3,309	2,654	-	655
Georgia, Southern .....	2,729	2,401	-	328

#### Initial Proceedings

The number of initial proceedings in criminal cases conducted by U.S. magistrates during the year increased by 4.3 percent, from 93,878 last year to 97,936 this year.

Applications for arrest warrants considered by magistrates rose from 10,680 in 1982 to 10,957 for the twelve month period ended June 30, 1983. The number of summonses sought increased from 1,022 to 1,053. Search warrant applications also showed a modest gain from 6,170 to 6,555 for the same period.

The number of initial appearances before magistrates of defendants in criminal cases increased 3.7 percent from 38,677 last year to 40,108 for the twelve month period ended June 30, 1983. This total includes 5,085 appearances of material witnesses, 3,760 appearances of defendants under Rule 40 of the **Federal Rules of Criminal Procedure**, and 1,509 appearances of probationers. Magistrates reported 8,408 applications for review of bail determinations during the year, a 1.3 percent increase from the 8,301 applications reported last year.

Preliminary examinations conducted by magistrates increased from 4,650 to 4,681 during this period. This total includes preliminary examinations of 541 probation violators, and 1,019 hearings of defendants under Rule 40 of the **Federal Rules of Criminal Procedure**.

During the year, magistrates conducted 22,995 post-indictment arraignments under Rule 10 of the **Federal Rules of Criminal Procedure**, an 8.0 percent increase from the 21,296 arraignments conducted last year. Grand juries in 78 districts returned indictments to magistrates at 3,179 separate sessions.

Magistrates also reported a total of 4,514 other duties completed during the year, pursuant to Title 28 U.S.C. Section 636(a). These include reviews of 1,259 applications for administrative inspection warrants, presiding over 1,790 judgment debtor hearings, 596 orders of entry, and 130 deposition proceedings.

#### Criminal "Additional Duties"

Magistrates handled 28,336 "additional duties" in criminal cases in 85 of the 92 districts covered by the **Federal Magistrate Act**, an increase of 5.0 percent over the 26,983 such duties completed last year.

Magistrates conducted 3,529 pretrial conferences or omnibus hearings in 47 districts during the year. They also reviewed 21,330 contested pretrial motions in 78 districts, including 15,517 "non-dispositive" motions decided by written orders, 3,474 "non-dispositive" motions decided by full written opinions, and 2,339 "dispositive" motions in which magistrates submitted findings and recommended actions under Title 28 U.S.C. Section 636(b)(1)(B). Magistrates also completed 3,470 other duties in criminal cases under authority of Title 28 U.S.C. Section 636(b). These duties include writs, final probation revocation hearings, calendar calls, appeals conferences and consent verification hearings in international prisoner transfers.

#### Civil "Additional Duties"

The volume of duties in civil cases handled by magistrates for the district judges continues to increase. During the year, magistrates completed 117,711 "additional duties" in non-prisoner civil cases in 89 of the 92 districts covered by the **Federal Magistrate Act**, a substantial 24.7 percent above the 94,394 such duties handled last year.

During the twelve month period ended June 30, 1983, magistrates in 85 district courts conducted 29,695 pretrial conferences in civil cases assigned to the district judges, including 12,684 initial pretrials, 7,643 discovery conferences, 4,094 settlement conferences, and 5,274 final pretrial conferences. In 85 districts they reviewed 72,813 contested pretrial motions in civil cases including 58,256 "non-dispositive" motions decided by written orders, 7,486 "non-dispositive" motions decided by full written orders, and 7,071 "dispositive" matters in which the magistrates submitted findings and recommended decisions to the court under Title 28 U.S.C. Section 636(b)(1)(B). Magistrates served as special masters on 545 occasions in 38 districts. The 6,588 reports and recommendations on Social Security appeals in 79 districts completed by magistrates during the year represented a

45.6 percent increase over the 4,532 such reports completed the previous year. Additionally, they handled 912 calendar calls, 871 I.R.S. enforcement proceedings, selected 280 juries for the district judges, presided over 220 naturalization proceedings, and completed 5,787 other duties in civil cases assigned to the district judges.

### Prisoner Petitions

During the twelve month period ended June 30, 1983, magistrates in 85 districts submitted reports and recommendations in 18,543 prisoner cases, an increase of 12.0 percent over the 16,551 reports submitted last year.

This year's reports and recommendations included 7,232 after an initial review of the petition, 10,212 after a full review, and 1,099 after a full review and an evidentiary hearing. The types of petitions reviewed by magistrates included 2,350 federal habeas, 5,632 state habeas, and 10,561 civil rights petitions.

### Evidentiary Proceedings

Appendix Table M-5 reflects the implementation of the 1976 and 1979 amendments to the Federal Magistrate Act which more clearly authorized magistrates to conduct evidentiary proceedings, including full trials of civil cases upon the consent of the parties. The 4,313 trials and other evidentiary proceedings conducted by magistrates in 89 districts during the year ended June 30, 1983, provided significant assistance to the district judges.

Magistrates conducted 916 evidentiary hearings in criminal cases in 54 districts and 863 hearings in civil cases in 73 districts. There were 1,099 hearings conducted by magistrates in prisoner cases in 70 districts. These figures are slightly below the 975 criminal, 898 civil, and 1,162 prisoner hearings conducted by magistrates last year.

Further, magistrates completed 545 special master references this year in 38 districts, a decrease from the 588 references completed in 1982. E.E.O.C. (Title VII) cases accounted for 115 of the special master references, 73 were determinations of damages, 49 were determinations of attorney's fees, and 308 involved other special master references.

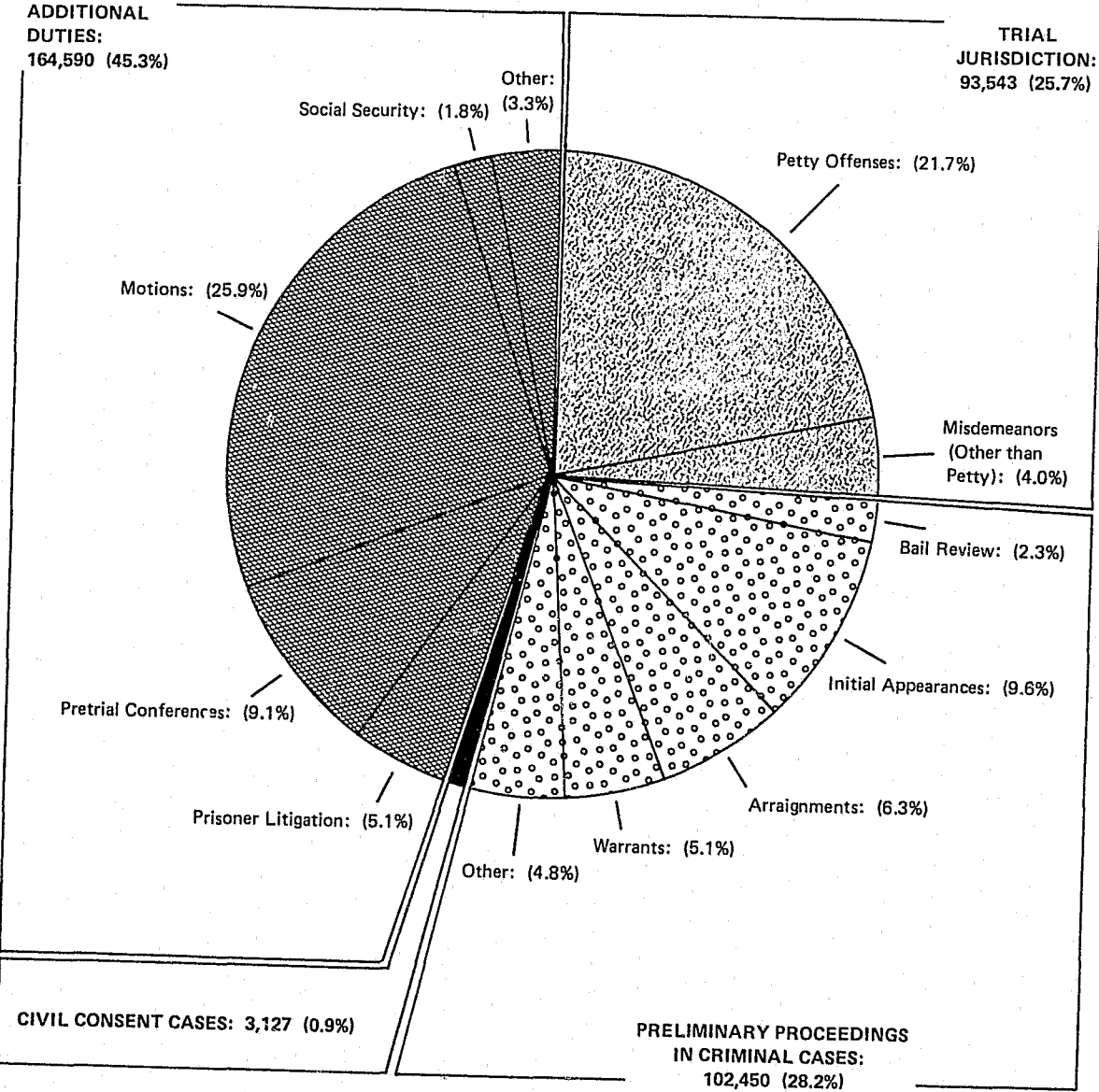
In accordance with the The Federal Magistrate Act of 1979, a magistrate who has been specifically designated by the district court to exercise civil trial jurisdiction under Title 28 U.S.C. Section 636(c) may, upon the consent of the litigants, conduct any and all proceedings in a civil case including the trial of the case.

### UNITED STATES DISTRICT COURTS

## DUTIES PERFORMED BY UNITED STATES MAGISTRATES

12 MONTH PERIOD ENDED JUNE 30, 1983

Total (all matters) = 363,710





During the year, 155 magistrates in 70 districts terminated 3,127 civil cases on consent of the parties, an increase of 27.5 percent over the 2,452 cases completed the previous year. There were 2,237 cases terminated without a trial being held and 890 cases were completed after trial. Magistrates presided over 307 jury trials and 583 non-jury trials during the year.

The leading categories of cases terminated by magistrates during the year, on consent of the parties, included: prisoner petitions (763); torts (602); contract (506); non-prisoner civil rights (344); social security (320); labor (95); personal property (92); and real property (76). The basis of jurisdiction for these cases included: United States plaintiff (229); United States defendant (602); Federal question (1,521); and diversity of citizenship (775).

Of the 890 civil trials reported by magistrates during the year, 69 required at least one full week of trial time. Nine of these cases required at least two weeks for trial.

There were 223 full-time magistrate positions authorized for appointment on October 1, 1982. During the twelve month period ended June 30, 1983, full-time magistrates handled 294,127 matters, 80.9 percent of the total disposed of by magistrates nationally. The remaining 69,583 proceedings were conducted by part-time magistrates and combination clerk of court or bankruptcy judge-magistrates.

Full-time magistrates conducted 86.0 percent of the preliminary proceedings in criminal cases, 50.3 percent of the misdemeanor cases, and 94.7 percent of the "additional duties" completed during the year. Table 62 shows the breakdown of matters handled by full-time magistrates vis-a-vis part-time and combination magistrates for the twelve month period ended June 30, 1983.

At least two full-time magistrates had been authorized for appointment in each of the 25 largest district courts by October 1, 1982. The extent to which these full-time positions have been used in each of these courts is reflected in Table 63.

TABLE 62  
MATTERS HANDLED BY FULL-TIME, PART-TIME AND COMBINATION MAGISTRATES  
DURING THE TWELVE MONTH PERIOD ENDED JUNE 30, 1983

ACTIVITY	TOTAL	FULL-TIME	PART-TIME	COMBINATION
TRIAL JURISDICTION CASES	83,643	47,021	45,045	477
MISDEMEANORS OTHER THAN PETTY OFFENSES	14,804	10,103	4,286	76
PETTY OFFENSES	79,039	36,858	41,779	402
PRELIMINARY PROCEEDINGS	102,450	88,098	12,419	1,935
SEARCH WARRANTS	8,855	5,937	563	55
ARREST WARRANTS/SUMMONSES	12,010	10,209	1,547	254
INITIAL APPEARANCES	35,023	29,584	4,710	619
MATERIAL WITNESSES	5,085	3,115	1,970	-
BAIL & VIEWS	8,408	7,549	609	180
PRELIMINARY EXAMINATIONS	4,881	4,040	558	83
GRAND JURY RETURNS	3,179	2,990	114	75
ARRAIGNMENTS	22,895	20,455	1,886	553
OTHER	4,514	4,106	272	136
ADDITIONAL DUTIES	164,590	155,925	3,182	5,483
CRIMINAL	28,236	27,423	583	350
MOTIONS (A)	18,891	18,471	280	230
MOTIONS (B)	2,339	2,288	39	12
(EVIDENTIARY HEARINGS)	(918)	(885)	(28)	(2)
PRETRIAL CONFERENCES	3,529	3,395	88	88
CALENDAR CALLS	700	651	37	2
OTHER	2,777	2,008	129	40
CIVIL	117,711	111,363	1,786	4,582
PRETRIAL CONFERENCES	28,895	27,798	735	1,152
MOTIONS (A)	65,742	62,294	624	2,824
MOTIONS (B)	7,071	6,885	124	282
(EVIDENTIARY HEARINGS)	(853)	(792)	(3)	(88)
SOCIAL SECURITY	8,588	8,355	133	100
SPECIAL MASTERSHIPS	545	516	8	23
CALENDAR CALLS	912	824	53	35
OTHER	7,158	6,811	91	156
PRISONER LITIGATION	18,543	17,139	853	551
STATE HABEAS	5,632	5,254	255	123
FEDERAL HABEAS	2,350	2,130	105	115
CIVIL RIGHTS	10,551	9,755	493	313
(EVIDENTIARY HEARINGS)	(1,089)	(1,037)	(44)	(18)
CIVIL CONSENT CASES	3,127	3,085	1	41
WITHOUT TRIAL	2,237	2,207	-	30
JURY TRIAL	307	299	1	7
NON-JURY TRIAL	583	579	-	4

TABLE 63  
MATTERS DISPOSED OF BY FULL-TIME MAGISTRATE POSITIONS IN THE 25 LARGE DISTRICT COURTS  
DURING THE TWELVE MONTH PERIOD ENDED JUNE 30, 1983

ACTIVITY	NY, S	PA, E	CA, C	IL, N	DC	LA, E	TX, S	MI, E	FL, S
TRIAL JURISDICTION CASES	195	333	537	1,006	100	349	1,813	176	352
MISDEMEANORS OTHER THAN PETTY OFFENSES	87	45	51	4	91	25	190	13	240
PETTY OFFENSES	108	288	486	1,002	9	324	1,623	163	112
PRELIMINARY PROCEEDINGS	2,601	2,095	4,196	1,560	1,040	1,713	5,213	1,836	7,493
SEARCH WARRANTS	512	166	439	152	55	40	125	188	329
ARREST WARRANTS/SUMMONSES	636	359	306	285	110	146	425	178	457
INITIAL APPEARANCES	1,246	544	1,439	532	468	521	1,628	633	2,834
MATERIAL WITNESSES	6	4	68	-	1	7	825	4	141
BIL REVIEWS	130	46	327	99	79	121	382	87	1,144
PRELIMINARY EXAMINATIONS	15	222	33	217	161	57	206	32	231
GRAND JURY RETURNS	26	142	161	3	112	64	129	141	280
ARRAIGNMENTS	4	548	1,214	144	50	743	1,319	559	2,006
OTHER	26	64	209	128	4	14	174	14	71
ADDITIONAL DUTIES	3,266	2,410	2,057	2,728	1,603	8,276	1,879	3,447	7,247
CRIMINAL	124	358	217	57	209	730	271	460	5,572
MOTIONS (A)	7	165	18	37	72	562	174	30	5,165
MOTIONS (B)	2	172	1	18	1	47	7	20	137
(EVIDENTIARY HEARINGS)	(40)	(4)	(3)	(10)	(13)	(-)	(3)	(-)	(30)
PRETRIAL CONFERENCES	3	-	6	-	-	42	-	372	57
CALENDAR CALLS	66	-	17	-	30	-	5	20	-
OTHER	46	21	175	2	106	79	85	18	213
CIVIL	3,046	1,550	1,361	2,643	1,394	7,122	711	2,115	1,223
PRETRIAL CONFERENCES	1,740	893	130	1,601	405	1,818	277	132	11
MOTIONS (A)	1,081	421	801	752	880	4,878	347	857	1,084
MOTIONS (B)	159	43	198	217	25	135	14	34	13
(EVIDENTIARY HEARINGS)	(46)	(3)	(5)	(16)	(4)	(12)	(25)	(5)	(4)
SOCIAL SECURITY	30	186	206	57	-	80	35	1,016	68
SPECIAL MASTERSHIPS	35	-	-	9	10	122	2	16	-
CALENDAR CALLS	-	-	20	-	73	13	1	5	-
OTHER	1	7	6	7	1	75	34	55	47
PRISONER LITIGATION	96	502	475	28	-	424	897	872	452
STATE HABEAS	47	160	212	6	-	136	254	175	240
FEDERAL HABEAS	24	31	139	13	-	23	40	57	46
CIVIL RIGHTS	25	311	128	9	-	265	603	640	166
(EVIDENTIARY HEARINGS)	(4)	(3)	(22)	(9)	(-)	(41)	(79)	(17)	(6)
CIVIL CONSENT CASES	8	32	17	24	110	14	16	2	3
WITHOUT TRIAL	2	17	10	13	87	10	8	1	-
JURY TRIAL	-	7	3	1	19	3	4	1	-
NON-JURY TRIAL	6	8	4	10	4	1	4	-	3

TABLE 63 (CONTINUED)  
MATTERS DISPOSED OF BY FULL-TIME MAGISTRATE POSITIONS IN THE 25 LARGE DISTRICT COURTS  
DURING THE TWELVE MONTH PERIOD ENDED JUNE 30, 1983

ACTIVITY	FL,M	TX,N	SC	VA,E	AZ	PR	AL,N	CA,S
TRIAL JURISDICTION CASES	253	113	101	7,767	500	120	482	3,355
MISDEMEANORS OTHER THAN PETTY OFFENSES	65	2	57	1,754	32	26	175	159
PETTY OFFENSES	188	111	44	6,013	468	94	307	3,196
PRELIMINARY PROCEEDINGS	2,243	1,356	1,186	1,355	2,280	1,164	783	5,400
SEARCH WARRANTS	61	59	34	106	98	22	42	211
ARREST WARRANTS/SUMMONSES	228	142	176	234	154	54	53	292
INITIAL APPEARANCES	633	846	305	358	640	464	177	1,705
MATERIAL WITNESSES	53	48	1	12	340	24	-	1,040
BAIL REVIEWS	232	149	119	56	253	99	14	801
PRELIMINARY EXAMINATIONS	113	82	81	198	81	91	13	96
GRAND JURY RETURNS	155	-	20	43	72	28	12	13
ARRAIGNMENTS	681	1	418	176	479	375	459	1,072
OTHER	87	29	32	174	163	7	8	170
ADDITIONAL DUTIES	5,924	1,187	1,943	1,054	603	4,574	1,423	851
CRIMINAL	2,652	44	203	3	87	465	686	262
MOTIONS (A)	1,779	43	41	1	-	335	299	7
MOTIONS (B)	107	-	18	-	-	7	108	-
(EVIDENTIARY HEARINGS)	(61)	(-)	(15)	(1)	(-)	(6)	(5)	(1)
PRETRIAL CONFERENCES	511	1	109	-	-	42	279	210
CALENDAR CALLS	-	-	-	-	-	74	-	-
OTHER	255	-	35	2	87	7	-	45
CIVIL	2,677	787	1,546	667	128	3,993	323	588
PRETRIAL CONFERENCES	197	351	17	91	6	503	54	361
MOTIONS (A)	2,248	361	1,139	454	102	3,351	198	207
MOTIONS (B)	24	41	14	-	4	52	39	12
(EVIDENTIARY HEARINGS)	(19)	(1)	(19)	(12)	(-)	(5)	(5)	(20)
SOCIAL SECURITY	141	24	311	34	13	18	12	-
SPECIAL MASTERSHIPS	1	1	59	10	-	-	14	4
CALENDAR CALLS	-	-	-	11	-	67	-	-
OTHER	66	9	6	67	3	2	6	4
PRISONER LITIGATION	595	356	194	384	388	116	414	1
STATE HABEAS	238	220	19	153	111	69	156	-
FEDERAL HABEAS	13	52	38	28	21	-	56	-
CIVIL RIGHTS	344	84	107	205	256	47	202	1
(EVIDENTIARY HEARINGS)	(41)	(5)	(7)	(41)	(11)	(-)	(5)	(-)
CIVIL CONSENT CASES	13	7	1	157	-	-	-	76
WITHOUT TRIAL	9	-	-	108	-	-	-	69
JURY TRIAL	1	-	-	4	-	-	-	1
NON-JURY TRIAL	3	7	1	45	-	-	-	6

TABLE 63 (CONTINUED)  
MATTERS DISPOSED OF BY FULL-TIME MAGISTRATE POSITIONS IN THE 25 LARGE DISTRICT COURTS  
DURING THE TWELVE MONTH PERIOD ENDED JUNE 30, 1983

ACTIVITY	CA,N	NJ	GA,N	MA	NY,E	PA,W	OH,N	MD
TRIAL JURISDICTION CASES	1,795	747	555	55	860	49	96	5,087
MISDEMEANORS OTHER THAN PETTY OFFENSES	155	229	250	11	457	4	19	944
PETTY OFFENSES	1,640	518	305	44	403	45	77	4,143
PRELIMINARY PROCEEDINGS	2,709	1,082	1,236	1,371	1,918	1,067	1,179	1,766
SEARCH WARRANTS	245	153	58	125	149	78	73	243
ARREST WARRANTS/SUMMONSES	303	122	92	104	302	110	241	279
INITIAL APPEARANCES	912	499	396	470	938	333	221	580
MATERIAL WITNESSES	17	5	1	8	1	-	5	-
BAIL REVIEWS	407	48	66	91	115	61	29	115
PRELIMINARY EXAMINATIONS	79	21	34	56	41	97	77	27
GRAND JURY RETURNS	-	124	78	89	212	76	58	-
ARRAIGNMENTS	717	31	459	313	74	242	396	449
OTHER	29	49	52	115	86	70	79	73
ADDITIONAL DUTIES	4,589	5,291	3,116	6,228	2,910	3,144	3,227	919
CRIMINAL	207	13	1,171	3,261	13	297	493	133
MOTIONS (A)	27	6	708	3,194	-	255	242	3
MOTIONS (B)	26	-	187	33	-	23	80	-
(EVIDENTIARY HEARINGS)	(12)	(5)	(43)	(15)	(-)	(2)	(7)	(-)
PRETRIAL CONFERENCES	5	-	230	3	-	5	130	-
CALENDAR CALLS	112	-	2	7	-	-	23	1
OTHER	37	7	44	24	13	14	18	129
CIVIL	4,382	5,207	1,494	2,882	2,888	2,511	2,574	406
PRETRIAL CONFERENCES	398	2,493	57	61	1,826	42	675	151
MOTIONS (A)	575	2,096	1,065	2,440	710	1,900	1,342	69
MOTIONS (B)	29	567	146	319	83	396	212	58
(EVIDENTIARY HEARINGS)	(4)	(1)	(16)	(5)	(13)	(-)	(37)	(14)
SOCIAL SECURITY	1	1	173	39	156	166	272	92
SPECIAL MASTERSHIPS	9	18	1	2	1	6	3	2
CALENDAR CALLS	90	17	4	2	-	-	28	2
OTHER	3,280	15	48	19	112	1	42	32
PRISONER LITIGATION	-	71	451	83	9	336	160	380
STATE HABEAS	-	34	240	37	6	59	94	78
FEDERAL HABEAS	-	2	31	4	3	12	16	23
CIVIL RIGHTS	-	35	180	42	-	265	50	279
(EVIDENTIARY HEARINGS)	(-)	(2)	(17)	(21)	(1)	(27)	(11)	(38)
CIVIL CONSENT CASES	70	41	6	9	38	6	200	94
WITHOUT TRIAL	51	25	4	5	22	3	172	67
JURY TRIAL	5	6	-	1	8	2	10	5
NON-JURY TRIAL	14	10	2	3	8	1	18	22

## FEDERAL PROBATION SYSTEM

After four years of declines, the number of persons under the supervision of the Federal Probation System rose to 60,180 on June 30, 1983 from 58,373 at the close of last year. The increase of 1,807 or 3.1 percent was the first since 1978 when the national caseload was reported at 66,681 persons. The number of persons received for supervision, excluding transfers, rose 7.1 percent this year to 33,784. The number of persons removed from supervision declined by 288 or less than one percent to 32,151. Appendix Table E-1 provides the number of persons received for supervision and removed in each district during the twelve month period ended June 30, 1983.

### Persons Received for Supervision Increases Second Consecutive Year

During the twelve month period ended June 30, 1983, there were 33,784 persons received on probation terms and for the remainder of prison terms following release from institutions. This was an increase of 2,253 or 7.1 percent over last year's total of 31,501 and 4,209 greater than the number received during 1981.

Table 64 shows that a rise of 2,284 in persons received from courts, from 21,754 last year to 24,038 this year, accounted for all of the total increase of persons received. There were 1,302 more probationers received from judges and 825 more received from U.S. magistrates this year. The number received on pretrial diversion was up also by 157.

Table 64  
Federal Probation System  
Persons Received for Supervision by Type of Supervision (Excludes Transfers)  
During the Twelve Month Periods Ended June 30, 1975 through 1983

Year	Total All Types Received	From District Courts				From Institutions				
		Total	Court	U.S. Magistrate	Pretrial Diversion	Total	Parole	Mandatory Release	Military Parole	Special Parole
1975 .....	36,061	24,692	18,665	4,884	1,143	11,369	7,888	2,408	200	873
1976 .....	35,102	25,444	18,375	5,358	1,711	9,658	6,286	1,935	232	1,205
1977 .....	35,098	25,320	17,561	5,678	2,081	9,778	5,222	2,521	289	1,746
1978 .....	34,808	23,615	15,668	5,812	2,135	11,193	5,816	3,298	171	1,908
1979 .....	33,839	21,551	14,094	5,202	2,255	12,288	6,829	3,222	95	2,142
1980 .....	31,410	18,793	12,189	4,589	2,015	12,617	7,652	2,671	226	2,068
1981 .....	29,575	19,323	11,886	5,423	2,014	10,252	6,452	1,939	340	1,521
1982 .....	31,531	21,754	13,286	6,455	2,013	9,777	5,906	1,962	297	1,612
1983 .....	33,784	24,038	14,588	7,280	2,170	9,746	5,899	2,016	276	1,555
Change Since 1982 .....	2,253	2,284	1,302	825	157	-31	-7	54	-21	-57

The number of persons received from institutions this year remained nearly constant, declining only 31 to 9,746 from 9,777 received last year. During the previous two years the number of institutional releasees received for supervision had declined by 2,840. Reflecting the small change in the overall total of institutional releasees received, there were no significant changes in the number received in any of the four specific categories of parole-type supervision.

**More Court Probationers Received for Longer Average Terms**

There were 13,140 probationers received on new terms imposed by judges during the past year, which was 524 more than were received last year. As shown in Table 65, however, the increase in the number received for terms of three years or more was 1,045. The number received for shorter terms actually decreased. Those commencing maximum terms of 60 months increased from 3,146 or 24.9 percent of the total last year to 3,600 or 26.8 percent of this year's total. Appendix Table E-4 provides, by district, court probationers received during the past year (excluding reinstatements) and length of supervision terms imposed.

Table 65  
Federal Probation System  
Court Probationers Received by Term to be Supervised  
(Excludes Reinstatements)  
During the Twelve Month Periods  
Ended June 30, 1982 and 1983

Term of Supervision (Months)	1982	1983	Change	
			Number	Percent
<b>Total</b> .....	12,616	13,410	794	6.3
1-6 .....	187	177	-10	-5.3
7-11 .....	84	62	-22	-26.2
12 only .....	761	661	-100	-13.1
13-23 .....	440	420	-20	-4.5
24 only .....	2,267	2,254	-13	-0.6
25-35 .....	581	538	-43	-7.4
36 only .....	4,004	4,483	479	12.0
37-59 .....	1,146	1,215	69	6.0
60 or more .....	3,146	3,600	454	14.4

**Two-Thirds of Districts Receive More Persons This Year than Last Year**

Increases in persons received for supervision were reported in 62 of the 94 districts during the twelve month period ended June 30, 1983. More probationers were received on new court-imposed terms this year in 52 of these districts in keeping with the significant gain in court probationers received nationwide. Five districts reported increases of more than 100 in the total received this year and in four of these districts, there were moderate to large gains in court probationers received. All five districts also registered increases in the number of probationers received on terms imposed by U.S. magistrates. Table 66 provides, for each district, the number of persons received for supervision during the twelve month periods ended June 30, 1982 and 1983.

Maryland had the greatest increase, up 233 this year with 147 more U.S. magistrate probationers and 77 more court probationers received than last year. Texas, Southern (up 175) also reported a large increase of 211 probationers received from U.S. magistrates this year, which countered a small decline of 20 in the number received from court. Florida, Southern (up 226); California, Northern (up 175); and Nevada (up 158) had increases of 80 or more in probationers received from court and U.S. magistrates combined, but all three districts also had notable increases in persons received on pretrial diversion terms as well as more parolees received this year.

In the 31 districts that received fewer persons for supervision this year, only two recorded losses of more than 100. New York, Eastern (down 128) and Tennessee, Western (down 106) both reported significant declines of 84 and 107, respectively, in court probationers received this year. Only six other districts reported declines of more than 50 in the number of persons received for supervision this year compared to last year.

**Number Removed from Supervision Declines Slightly**

Excluding transfers, the number of persons who were removed from active supervision fell to 32,151 this year from 32,439 last year, a decrease of 288. This decline resulted from a drop of 856 in the number of institutional releasees removed this year. The largest decrease was in the number of parolees removed, down from 7,550 last year to 6,739 this year.

Persons removed from court supervision increased by 568 this year. The 6,369 probationers removed from terms imposed by U.S. magistrates was an increase of 760 from the 5,609 removed last year. The number of probationers removed from judge-imposed terms this year declined by 262, while the number removed from pretrial diversion terms increased by 70.



Table 66  
Federal Probation System  
Persons Received for Supervision by District, Excluding Transfers  
During the Twelve Month Periods Ended June 30, 1982 and 1983

Circuit and District	1982	1983	Change		Circuit and District	1982	1983	Change	
			Number	Percent				Number	Percent
<b>Total .....</b>	<b>31,531</b>	<b>33,784</b>	<b>2,253</b>	<b>7.1</b>	<b>7th Cir. ....</b>	<b>1,993</b>	<b>2,118</b>	<b>125</b>	<b>6.3</b>
DC .....	888	812	-76	-8.6	IL, N .....	993	1,049	56	5.6
1st Cir. ....	904	847	-57	-6.3	IL, C .....	183	223	40	21.9
ME .....	57	70	13	22.8	IL, S .....	129	144	15	11.6
MA .....	503	476	-27	-5.4	IN, N .....	190	158	-32	-16.8
NH .....	50	51	1	2.0	IN, S .....	272	301	29	10.7
RI .....	127	92	-35	-27.6	WI, E .....	168	184	16	9.5
PR .....	167	158	-9	-5.4	WI, W .....	58	59	1	1.7
2nd Cir. ....	2,553	2,378	-175	-6.9	8th Cir. ....	1,731	2,015	284	16.4
CT .....	191	235	44	23.0	AR, E .....	192	229	37	19.3
NY, N .....	114	117	3	2.6	AR, W .....	81	119	38	46.9
NY, E .....	899	771	-128	-14.2	IA, N .....	88	80	-8	-9.1
NY, S .....	1,093	1,033	-60	-5.5	IA, S .....	86	139	53	61.6
NY, W .....	208	181	-27	-13.0	MN .....	280	315	35	12.5
VT .....	48	41	-7	-14.6	MO, E .....	353	389	36	10.2
3rd Cir. ....	2,015	2,060	45	2.2	MO, W .....	268	325	57	21.3
DE .....	58	68	10	17.2	NE .....	106	136	30	28.3
NJ .....	706	685	-21	-3.0	ND .....	97	95	-2	-2.1
PA, E .....	651	723	72	11.1	SD .....	180	188	8	4.4
PA, M .....	177	145	-32	-18.1	9th Cir. ....	5,516	6,093	577	10.5
PA, W .....	278	299	21	7.6	AK .....	94	149	55	58.5
VI .....	145	140	-5	-3.4	AZ .....	585	677	92	15.7
4th Cir. ....	3,777	4,269	492	13.0	CA, N .....	605	693	88	14.5
MD .....	1,273	1,506	233	18.3	CA, E .....	389	564	175	45.0
NC, E .....	362	410	48	13.3	CA, C .....	1,481	1,422	-59	-4.0
NC, M .....	147	241	94	63.9	CA, S .....	949	988	39	4.1
NC, W .....	509	439	-70	-13.8	HI .....	300	256	-44	-14.7
SC .....	387	456	69	17.8	ID .....	88	111	23	26.1
VA, E .....	728	729	1	0.1	MT .....	136	146	10	7.4
VA, W .....	215	215	-	-	NV .....	124	282	158	127.4
WV, N .....	45	109	64	142.2	OR .....	250	261	11	4.4
WV, S .....	111	164	53	47.7	WA, E .....	107	141	34	31.8
5th Cir. ....	4,387	4,759	372	8.5	WA, W .....	353	379	26	7.4
LA, E .....	356	448	92	25.8	GU .....	54	24	-30	-55.6
LA, M .....	84	136	52	61.9	NMI .....	1	-	-1	-100.0
LA, W .....	224	246	22	9.8	10th Cir. ....	1,477	1,689	212	14.4
MS, N .....	84	72	-12	-14.3	CO .....	284	379	95	33.5
MS, S .....	110	203	93	84.5	KS .....	258	293	35	13.6
TX, N .....	729	771	42	5.8	NM .....	288	257	-31	-10.8
TX, E .....	180	162	-18	-10.0	OK, N .....	97	135	38	39.2
TX, S .....	1,562	1,737	175	11.2	OK, E .....	76	81	5	6.6
TX, W .....	1,051	984	-67	-6.4	OK, W .....	209	266	57	27.3
CZ .....	7	-	-7	-100.0	UT .....	174	188	14	8.0
6th Cir. ....	3,136	3,167	31	1.0	WY .....	91	90	-1	-1.1
KY, E .....	170	218	48	28.2	11th Cir. ....	3,154	3,577	423	13.4
KY, W .....	443	363	-80	-18.1	AL, N .....	556	600	44	7.9
MI, E .....	552	593	41	7.4	AL, M .....	154	170	16	10.4
MI, W .....	179	225	46	25.7	AL, S .....	137	99	-38	-27.7
OH, N .....	422	471	49	11.6	FL, N .....	118	204	86	72.9
OH, S .....	340	328	-12	-3.5	FL, M .....	518	554	36	6.9
TN, E .....	254	313	59	23.2	FL, S .....	706	932	226	32.0
TN, M .....	352	338	-14	-4.0	GA, N .....	556	633	77	13.8
TN, W .....	424	318	-106	-25.0	GA, M .....	180	177	-3	-1.7
					GA, S .....	229	208	-21	-9.2

## Fewer Court Probation Terms Completed

During the twelve month period ended June 30, 1983, there were 12,977 court probationers removed from supervision, 8,905 of whom had successfully completed their full term of supervision or had their cases terminated early because of satisfactory progress. The remainder were removed to inactive status and had not yet completed their terms, or were terminated by revocation, death, or special statistical closing. Last year, the number completing their terms successfully was 9,676.

A large decline was recorded in the number completing terms from 25 to 36 months, down to 3,112 this year from 3,619 last year. The decrease is a result of the reductions that occurred two and three years ago in court probationers received for supervision. The number completing terms longer than 36 months during the past year also declined by 118 compared to last year. The 1,000 who completed terms of 1 to 12 months and the 2,387 who completed terms of 13 to 24 months represented a combined increase of 178 over last year.

Appendix Table E-6 provides the number of court probationers terminated early during the twelve month period ended June 30, 1983 and compares the average terms served, or completed, to the average terms originally imposed. Although the total terminated early declined from 2,710 in 1982 to 2,649 this year, the percentage of early terminations increased slightly from 28.0 percent to 29.7 percent. The average term served or completed for all court probationers completing their terms successfully this year was the same as last year, 33.5 months.

## Violation Rate Shows Little Change for Third Year

Excluding reinstatements, re-releases, and statistical removals, the number of persons removed from supervision dropped to 27,215 in 1983 compared to 28,870 last year. Table 67 provides a comparison of the violation rates of persons removed from each type of supervision during the twelve month periods ended June 30, 1982 and 1983.

Table 67  
Rate of Violations for Types of Supervision of Persons Removed  
During the Twelve Month Periods Ended June 30, 1982 and 1983

Type of Supervision	Violators Removed		Rate of Violations		Percentage of Total Violations	
	1982	1983	1982	1983	1982	1983
<b>Total .....</b>	<b>5,358</b>	<b>5,044</b>	<b>18.6</b>	<b>18.5</b>	<b>100.0</b>	<b>100.0</b>
<b>From Courts:</b>						
Probation .....	2,031	1,913	16.8	17.2	37.9	37.9
Pretrial Diversion .....	81	72	4.1	3.7	1.5	1.4
U.S. Magistrate Probation .....	842	871	16.2	15.3	15.7	17.3
<b>From Institutions:</b>						
Parole .....	1,829	1,600	30.0	31.1	34.1	31.7
Mandatory Release .....	268	294	15.3	16.9	5.0	5.8
Special Parole .....	298	282	19.7	20.9	5.6	5.6
Military Parole (all) .....	9	12	3.2	4.9	0.2	0.2

The rate of total violations this year was 18.5 percent or nearly the same as last year's rate of 18.6 percent, even though there were 314 fewer total violations reported this year. The rate of total technical violations not involving a new offense declined from 11.5 percent last year to 11.1 percent this year. In contrast, the rate of new minor offenses increased from 1.5 percent to 1.7 percent this year, while the rate of new major offenses rose to 5.7 percent from 5.5 percent.

Although there were fewer court probation violations reported this year, down to 1,913 from 2,031 last year, the rate of violations increased from 16.8 percent to 17.2 percent. The overall violation rate for probationers removed from supervision terms imposed by U.S. magistrates declined from 16.2 percent last year to 15.3 percent, due to an increase in the number removed without violation.

There were 229 fewer parole violations reported this year, but the rate of violations increased from 30.0 percent in 1982 to 31.1 percent this year. The primary reason for the overall increase was a rise in the rate of major violations from 11.8 percent to 12.4 percent. The number of mandatory release violations increased from 268 last year to 294, raising the violation rate from 15.3 percent to 16.9 percent. The rate of violations of special parole terms climbed to 20.9 percent this year from 19.7 percent as a result of an increase in the rate of technical violations from 11.3 percent to 12.9 percent.

Appendix Table E-7 provides the number of persons removed from each type of supervision with and without violations during the twelve month period ended June 30, 1983. A revised 1982 Appendix Table E-7 is also provided.

#### Persons Under Supervision Up 3.1 Percent, First Rise Since 1978

The total number of persons under supervision as of June 30, 1983 rose to 60,180 from 58,373 last year. This increase of 3.1 percent was the first in five years, ending a steady decline that accumulated to 12.4 percent since the caseload reached 66,681 in 1978.

Table 68 provides a comparison of the number of persons under supervision of the Federal Probation System as of June 30, 1982 and 1983. The number of probationers under supervision increased by 2,805 to a total of 44,634. A significant gain of 1,686 (5.3 percent) in court probationers supervised at year's end was supplemented by an increase of 991 (12.6 percent) in probationers serving terms imposed by U.S. magistrates. Persons serving supervision terms of pretrial diversion also increased by 6.0 percent from 2,117 last year to 2,245 this year.

Conversely, persons supervised after release from institutions fell 6.0 percent from 16,544 in 1982 to 15,546 this year. This represents the lowest total since June 30, 1974 when there were 14,562 persons under parole-type supervision. As a result of significant decreases in institutional releasees received last year and the year before, the number under supervision has declined 25.3 percent since

the close of 1980, when a total of 20,814 were in the caseload. At that time institutional releasees accounted for 32.3 percent of all those under supervision; at the end of this year they accounted for just over one-fourth (25.8 percent) of the total caseload.

Table 68  
Persons Under Supervision of the Federal Probation System  
As of June 30, 1982 and 1983

Type of Supervision	1982	1983	Change		Percentage of Total	
			Number	Percent	1982	1983
<b>Total</b> .....	58,373	60,180	1,807	3.1	100.0	100.0
From District Courts .....	41,829	44,634	2,805	6.7	71.7	74.2
Court Probation .....	31,810	33,502	1,686	5.3	54.5	55.7
Pretrial Diversion .....	2,117	2,245	128	6.0	3.6	3.7
U.S. Magistrate Probation .....	7,896	8,887	991	12.6	13.5	14.8
From Institutions .....	16,544	15,546	-998	-6.0	28.3	25.8
Parole .....	12,003	11,159	-844	-7.0	20.6	18.5
Mandatory Release .....	1,202	1,141	-61	-5.1	2.1	1.9
Military Parole .....	410	413	3	0.7	0.7	0.7
Special Parole .....	2,929	2,833	-96	-3.3	5.0	4.7

The largest decrease in persons under supervision from institutions was reported in the number of parolees, down 7.0 percent from 12,003 to 11,159. The number of mandatory releasees supervised also continued to decline, down 5.1 percent from 1,202 to 1,141. There was a 3.3 percent drop in the number of special parolees under supervision, with 96 fewer under supervision at the close of this year. The number under military parole supervision remained nearly constant at 413 compared to 410 last year.

#### Caseloads Increase in 64 Districts

Sixty-four districts reported more persons under supervision at the end of this year. The gains were greater than 10.0 percent in 25 districts, and reached as high as 40.6 percent in West Virginia, Northern (up from 106 at the end of last year to 149 this year). Table 69 is a comparison of persons under supervision in each district on June 30, 1982 and 1983.

Seven districts had increases of more than 100 in the total number under supervision. Maryland reported 255 more persons under supervision at year's end as the result of 153 more probationers serving terms imposed by U.S. magistrates, mostly for traffic offenses, and 96 more serving court-imposed probation terms. Florida, Southern had 197 more persons in their caseload when the year ended. There were increases in every type of supervision except for pretrial diversion. The number of drug offenders under supervision in this district rose by 248. Texas, Southern reported 204 more U.S. magistrate probationers under supervision when the year ended, mostly for immigration violations, which accounted for an increase of 167 in their year-end caseload.

Table 69  
Federal Probation System  
Persons Under Supervision on June 30, 1982 and 1983

Circuit and District	1982	1983	Increase or Decrease	Percent Change	Circuit and District	1982	1983	Increase or Decrease	Percent Change
Total .....	58,373	60,180	1,807	3.1	7th Cir. ....	3,892	4,078	186	4.8
DC .....	1,533	1,418	-115	-7.5	IL, N .....	2,147	2,243	96	4.5
1st Cir. ....	1,482	1,516	34	2.3	IL, C .....	332	361	29	8.7
ME .....	104	100	-4	-3.8	IL, S .....	281	269	-12	-4.3
MA .....	833	819	-14	-1.7	IN, N .....	324	313	-11	-3.4
NH .....	111	125	14	12.6	IN, S .....	472	500	28	5.9
RI .....	140	144	4	2.9	WI, E .....	238	275	37	15.5
PR .....	294	328	34	11.6	WI, W .....	98	117	19	19.4
2nd Cir. ....	4,940	4,966	26	0.5	8th Cir. ....	3,206	3,321	115	3.6
CT .....	400	476	76	19.0	AR, E .....	359	406	47	13.1
NY, N .....	227	202	-25	-11.0	AR, W .....	153	173	20	13.1
NY, E .....	1,982	1,958	-24	-1.2	IA, N .....	130	130	-	-
NY, S .....	1,864	1,901	37	2.0	IA, S .....	144	198	54	37.5
NY, W .....	395	348	-47	-11.9	MN .....	537	541	4	0.7
VT .....	72	81	9	12.5	MO, E .....	723	728	5	0.7
3rd Cir. ....	4,126	4,020	-106	-2.6	MO, W .....	531	535	4	0.8
DE .....	126	130	4	3.2	NE .....	189	196	7	3.7
NJ .....	1,406	1,380	-26	-1.8	ND .....	164	143	-21	-12.8
PA, E .....	1,401	1,426	25	1.8	SD .....	276	271	-5	-1.8
PA, M .....	281	288	7	2.5	9th Cir. ....	10,768	11,197	429	4.0
PA, W .....	668	554	-114	-17.1	AK .....	192	221	29	15.1
VI .....	244	242	-2	-0.8	AZ .....	999	1,054	55	5.5
4th Cir. ....	6,262	6,469	207	3.3	CA, N .....	1,344	1,544	200	14.9
MD .....	1,663	1,918	255	15.3	CA, E .....	814	908	94	11.5
NC, E .....	689	694	5	0.7	CA, C .....	3,432	3,461	29	0.8
NC, M .....	469	508	39	8.3	CA, S .....	1,213	1,192	-21	-1.7
NC, W .....	789	672	-117	-14.8	HI .....	370	315	-55	-14.9
SC .....	838	859	20	2.4	ID .....	191	225	34	17.8
VA, E .....	1,035	953	-82	-7.9	MT .....	322	309	-13	-4.0
VA, W .....	371	399	28	7.5	NV .....	316	436	120	38.0
WV, N .....	106	149	43	40.6	OR .....	582	554	-28	-4.8
WV, S .....	302	308	6	2.0	WA, E .....	186	228	42	22.6
5th Cir. ....	8,065	8,520	455	5.6	WA, W .....	715	656	-59	-8.3
LA, E .....	631	694	63	10.0	GU .....	91	93	2	2.2
LA, M .....	148	196	48	32.4	NMI .....	1	1	-	-
LA, W .....	448	450	2	0.4	10th Cir. ....	3,062	3,056	-6	-0.2
MS, N .....	218	205	-13	-6.0	CO .....	681	720	39	5.7
MS, S .....	209	265	56	26.8	KS .....	438	474	36	8.2
TX, N .....	1,571	1,602	31	2.0	NM .....	601	513	-88	-14.6
TX, E .....	430	426	-4	-0.9	OK, N .....	265	269	4	1.5
TX, S .....	2,744	2,911	167	6.1	OK, E .....	157	181	24	15.3
TX, W .....	1,666	1,771	105	6.3	OK, W .....	450	460	10	2.2
6th Cir. ....	5,118	5,479	361	7.1	UT .....	324	333	9	2.8
KY, E .....	381	422	41	10.8	WY .....	146	106	-40	-27.4
KY, W .....	468	431	-37	-7.9	11th Cir. ....	5,919	6,140	221	3.7
MI, E .....	1,113	1,159	46	4.1	AL, N .....	780	790	10	1.3
MI, W .....	287	331	44	15.3	AL, M .....	282	253	-29	-10.3
OH, N .....	835	883	48	5.7	AL, S .....	273	230	-43	-15.8
OH, S .....	621	660	39	6.3	FL, N .....	289	305	16	5.5
TN, E .....	384	503	119	31.0	FL, M .....	1,122	1,173	51	4.5
TN, M .....	429	471	42	9.8	FL, S .....	1,441	1,638	197	13.7
TN, W .....	600	619	19	3.2	GA, N .....	1,071	1,102	31	2.9
					GA, M .....	331	336	5	1.5
					GA, S .....	330	313	-17	-5.2

In Nevada, the supervision caseload grew by 120 persons by year's end due to a combined increase of 108 in the number of probationers and persons serving under pretrial diversion. An increase of 67 offenders involved in "other special offenses," most of which were food stamp violations, was a primary reason for the overall rise.

The other three districts with increases greater than 100 were: California Eastern (up 200); Tennessee, Eastern (up 119); and Texas, Western (up 105). There were increases of 150, 84, and 174, respectively, in the number of court probationers under supervision in these districts that were reflected in more offenders supervised at year's end for the offenses of embezzlement, larceny, and fraud. All of these are offenses with high percentages of probationers nationally.

Among the 28 districts reporting decreases in their caseloads, only ten declined more than 10.0 percent. Three districts reported reductions of more than 100 in their totals. All three had declines in the number of court probationers under supervision at year's end.

North Carolina, Western had 117 fewer persons under supervision when the year ended, with 103 less probationers. The District of Columbia reported a decrease of 115 in their caseload, marked by 108 fewer probationers. The number of court probationers under supervision declined by 55 in Pennsylvania, Western, but there were also 47 fewer parolees under supervision when the year ended. The total caseload in this district was down 114 by year's end.

Appendix Table E-2 provides, by district, the number of persons under each type of supervision as of June 30, 1983; Appendix Table E-3 provides the same totals by type of offense.

# **CASES AND MOTIONS UNDER ADVISEMENT IN U.S. DISTRICT COURTS**

U.S. district judges held a total of 1,472 matters under advisement over 60 days as of June 30, 1983. These statistics show a 19.9 percent increase over the 1,228 matters reported for the same quarter in 1982. A total of 535 district judges (including 129 senior judges) reported on the status of matters before the court on June 30, 1983. Only 211 (or 39.4 percent) district judges reported having cases or motions over 60 days. The remaining 324 district judges reported having no matters over 60 days. A total of 82 judges did not report.

While 63.5 percent of the pending matters were held less than six months; 24.4 percent were held over six months but less than one year; and 12.2 percent were held over one year.

Four courts reported more than 10.0 percent of the total number of pending matters. The Seventh Circuit reported 307 matters (20.9 percent of the total); the Second Circuit reported 203 matters (13.8 percent of the total); the Sixth Circuit reported 190 matters (12.9 percent of the total) and the Eleventh Circuit reported 154 matters (10.5 percent of the total).

Table 70  
U.S. District Courts  
District Judges Reporting on Cases and Motions  
Held Under Advisement Over 60 Days on June 30, 1983

Circuit	Judges		Cases and Motions			
	Total Reporting	With Cases Over 60 Days	Total Over 60 Days	60 Days to 6 Months	6 Months to 1 Year	Over 1 Year
<b>Total . . . . .</b>	<b>535</b>	<b>211</b>	<b>1,472</b>	<b>934</b>	<b>359</b>	<b>179</b>
District of Columbia . . .	19	8	37	32	2	3
First . . . . .	23	9	78	47	14	17
Second . . . . .	59	30	203	138	50	15
Third . . . . .	51	24	78	51	21	6
Fourth . . . . .	51	15	96	46	30	20
Fifth . . . . .	47	21	86	56	17	13
Sixth . . . . .	48	23	190	115	55	20
Seventh . . . . .	37	20	307	174	74	59
Eighth . . . . .	46	11	47	19	20	8
Ninth . . . . .	66	20	106	80	21	5
Tenth . . . . .	36	10	90	62	25	3
Eleventh . . . . .	52	20	154	114	30	10

Historical data on the number of judges reporting cases and motions held under advisement are provided in Table 71. Compared to last year, the number of judges reporting matters has increased by 1.9 percent from 207 in 1982 to 211 in 1983.

A comparison of statistics for the quarter ended June 30, 1979 and 1983 shows the number of judges reporting matters held over 60 days has increased 17.2 percent from 180 in 1979 to 211 in 1983. The total number of matters held over 60 days has increased 6.1 percent from 1,388 in 1979 to 1,472 in 1983. While the number of matters held over one year has increased 42.1 percent and the number of cases held over six months but less than one year has increased 33.5 percent; the number of cases held less over 60 days but less than six months has decreased 5.9 percent.

In 1979, each district judge reporting matters averaged 7.7 matters. This year, each district judge reporting matters averaged 7.0 matters.

Table 71  
U.S. District Courts  
Average Number of Cases and Motions Held Under Advisement  
Over 60 Days on June 30, 1979 through 1983

Year	Judges			Cases and Motions				Average Number of Matters Per Judge
	Total Reporting	With Cases Over 60 Days	Percent of Judges Reporting Matters	Total Over 60 Days	60 Days to 6 Months	6 Months to 1 Year	Over 1 Year	
1979 . . . . .	488	180	37	1,388	993	269	126	7.7
1980 . . . . .	534	215	40	1,692	1,138	354	200	7.9
1981 . . . . .	511	180	35	1,097	714	244	139	6.1
1982 . . . . .	521	207	40	1,228	818	272	138	5.9
1983 . . . . .	535	211	39	1,472	934	359	179	7.0
Percent Change 1983 over 1982 . . . . .	2.7	1.9	-2.5	19.9	14.2	31.9	29.7	18.6

## **PASSPORT AND NATURALIZATION**

The number of passport applications processed by the U.S. district courts decreased once again in 1983. A total of 11,800 applications were processed, down 21.4 percent from 15,018 applications processed in 1982. This continued a trend started in 1971 when the U.S. Postal Service gradually started taking over the responsibility for this task. Only 16 courts processed applications in 1983 and many of these have either drastically curtailed the number of applications accepted or accept applications in only one outlying divisional office.

In contrast, petitions for naturalization rose 9.3 percent in 1983. An increase in the number of petitions filed in 1983 was reported by 51 of the 94 districts. Many state courts, in addition, assist the Federal courts by handling many other petitions for naturalization. Two courts, the Northern District of New York and Northern Mariana Islands, did not accept petitions for naturalization in 1983. The Eastern District of New York received 19,994 petitions for naturalization. Although this was the largest number reported by any one district in 1983, it was almost 1,900 petitions lower than the number filed in the District during the same period in 1982.

According to the Immigration and Naturalization Service the increase in petitions for naturalization nationwide can be traced to an influx of refugees in recent years. Many individuals in the large population of aliens are now eligible to apply for citizenship because they have been married to U.S. citizens for the full three year waiting period or have been resident aliens for a five year period.

Many areas of the country with heavy alien populations have been overflowed with petitions for naturalization. In the Western District of Texas, for example, there were 4,187 petitions for naturalization in 1982. During the twelve month period ended June 30, 1983 the number almost doubled to 8,193 petitions, an increase of 4,006 petitions (up 95.7 percent). Part of this increase may be due to the elimination of the requirement for two U.S. citizen witnesses to submit affidavits and testify to the moral character of the petitioner during naturalization proceedings. This change in procedure has made the process easier and faster for the petitioner. Naturalization hearings have outgrown the courtroom facilities that were once used in this District and are now held in a large auditorium at a local cultural center.

The number of aliens who were naturalized during the twelve month period ended June 30, 1983 increased 17.6 percent over last year. The Eastern District of New York reported 19,955 aliens naturalized, accounting for 12.0 percent of the total.

Table 72 summarizes passport and naturalization statistics for selected years between 1960 and 1983. Appendix Table P-1 provides data by district on the number of passport applications processed, the number of petitions for naturalization filed, and the number of aliens naturalized during the twelve month period ended June 30, 1983.

Table 72  
U.S. District Courts  
Passport Applications, Petitions for  
Naturalization, and Aliens Naturalized  
During the Twelve Month Periods  
Ended June 30, 1960, 1965, 1970, and  
1979 through 1983

Year	Pass- port Applica- tions Processed	Petit- ions for Natural- ization	Aliens Natural- ized
1960 ...	222,141	97,972	92,314
1965 ...	298,959	82,556	80,766
1970 ...	473,270	94,660	89,025
1979 ...	31,801	137,624	141,963
1980 ...	23,803	150,646	133,721
1981 ...	18,650	145,339	161,177
1982 ...	15,018	158,146	141,252
1983 ...	11,800	172,877	166,121

APPENDIX I  
DETAILED STATISTICAL TABLES  
ANNUAL REPORT  
OF THE DIRECTOR OF THE ADMINISTRATIVE OFFICE  
OF THE  
UNITED STATES COURTS  
FOR THE TWELVE MONTH PERIOD ENDED  
JUNE 30, 1983

Table A-1  
Supreme Court of the United States  
Cases On Docket, Disposed of, and Remaining On Dockets  
At Conclusion of October Terms 1978 through 1982

Cases	Total	Original	Paid	In Forma Pauperis	
1978					
Cases on Docket.....	4,731	17	2,383	2,331	
Disposed of .....	4,017	-	2,021	1,996	
Remaining on Dockets .....	714	17	362	335	
1979					
Cases on Docket.....	4,781	23	2,509	2,249	
Disposed of .....	3,889	1	2,050	1,838	
Remaining on Dockets .....	892	22	459	411	
1980					
Cases on Docket.....	5,144	24	2,749	2,371	
Disposed of .....	4,196	7	2,222	1,950	
Remaining on Dockets .....	948	17	527	421	
1981					
Cases on Docket.....	5,311	22	2,935	2,354	
Disposed of .....	4,433	6	2,390	2,037	
Remaining on Dockets .....	878	16	545	317	
1982					
Cases on Docket.....	5,079	17	2,170	2,352	
Disposed of .....	4,201	3	2,190	2,008	
Remaining on Dockets .....	878	14	520	344	
October Terms					
Cases	1978	1979	1980	1981	1982
Argued during term .....	168	156	154	184	183
Disposed of by full opinions .....	153	143	144	169	174
Disposed of by per curiam opinions .....	8	12	8	10	6
Set for reargument .....	8	1	2	4	3
Granted review this term .....	163	154	183	210	183
Reviewed and decided without oral argument ....	110	128	130	134	135
Total to be available for argument at outset of following term .....	79	78	102	126	113



TABLE B-1. U. S. COURTS OF APPEALS  
CASES COMMENCED AND TERMINATED DURING THE TWELVE MONTH PERIOD ENDED JUNE 30, 1983, BY CIRCUIT

CIRCUIT AND NATURE OF PROCEEDING	CASES PENDING JULY 1 1982	CASES COM- MENCED	CASES TERM- INATED	CASES PENDING JUNE 30 1983	CASES DISPOSED OF BY CONSOLIDATION			CASES DISPOSED OF WITHOUT HEARING OR SUBMISSION			CASES DISPOSED OF AFTER HEARING OR SUBMISSION					
					TOTAL	W/O JUD. ACT.	W/ JUD. ACT.	TOTAL	W/O JUD. ACT.	W/ JUD. ACT.	TOTAL	AFFIRM OR GRANTED	DIS- MISSED	REV. OR DENIED	OTHER	PCT* REV.
ALL CIRCUITS .....	21,510	29,630	28,660	22,480	4,180	500	3,680	11,263	5,579	5,684	13,217	10,174	556	2,173	314	15.9
CRIMINAL .....	3,988	4,790	4,777	4,001	981	37	944	937	482	455	2,859	2,505	56	269	29	9.4
U. S. PRISONER PETITIONS .....	775	1,258	1,286	748	72	8	64	708	310	398	506	424	18	51	13	10.1
OTHER U. S. CIVIL .....	3,108	4,562	4,299	3,371	664	114	550	1,669	981	688	1,966	1,405	58	444	59	22.6
PRIV. PRISONER PETITIONS .....	2,307	4,069	3,845	2,531	185	15	170	2,114	605	1,509	1,546	1,219	54	226	47	14.6
OTHER PRIVATE CIVIL .....	7,725	10,360	9,865	8,220	1,612	276	1,336	3,576	2,340	1,236	4,677	3,499	198	879	101	18.8
BANKRUPTCY .....	391	688	575	504	77	13	64	223	175	48	275	187	18	69	1	25.1
ADMINISTRATIVE APPEALS .....	3,102	3,069	3,260	2,911	561	36	525	1,407	641	766	1,292	930	154	144	64	11.1
ORIGINAL PROCEEDINGS .....	113	834	753	194	28	1	27	629	45	584	96	5	-	91	-	-
DISTRICT OF COLUMBIA.	1,386	1,562	1,531	1,417	361	42	319	658	148	510	512	358	30	63	61	12.1
CRIMINAL .....	77	74	99	52	19	1	18	31	1	30	49	42	1	2	4	4.1
U. S. PRISONER PETITIONS .....	19	35	38	16	3	-	3	31	3	28	4	2	-	2	-	-
OTHER U. S. CIVIL .....	385	435	508	312	141	22	119	182	39	143	185	128	5	35	17	18.9
PRIV. PRISONER PETITIONS .....	6	30	22	14	3	-	3	17	2	15	2	1	-	-	1	-
OTHER PRIVATE CIVIL .....	120	262	177	205	17	5	12	90	22	68	70	51	1	9	9	12.9
BANKRUPTCY .....	8	6	9	5	4	-	4	-	-	-	5	4	-	1	-	-
ADMINISTRATIVE APPEALS .....	762	672	633	801	169	14	155	268	80	188	196	130	23	13	30	6.6
ORIGINAL PROCEEDINGS .....	9	48	45	12	5	-	5	39	1	38	1	-	-	1	-	-
FIRST CIRCUIT .....	554	936	940	550	192	44	148	333	203	130	415	311	14	79	11	18.6
CRIMINAL .....	122	164	160	126	51	-	51	42	34	8	67	53	-	12	2	17.9
U. S. PRISONER PETITIONS .....	7	24	21	10	2	-	2	12	6	6	7	4	1	1	1	-
OTHER U. S. CIVIL .....	71	230	166	135	12	7	5	77	45	32	77	58	3	14	2	18.2
PRIV. PRISONER PETITIONS .....	27	52	49	30	4	-	4	19	10	9	26	23	-	3	-	11.5
OTHER PRIVATE CIVIL .....	263	355	423	195	105	36	69	127	79	48	191	138	7	40	6	20.9
BANKRUPTCY .....	12	21	25	8	1	-	1	10	6	4	14	8	1	5	-	35.7
ADMINISTRATIVE APPEALS .....	51	68	75	44	15	1	14	29	20	9	31	27	2	2	-	6.5
ORIGINAL PROCEEDINGS .....	1	22	21	2	2	-	2	17	3	14	2	-	-	2	-	-

\* PERCENT NOT SHOWN WHERE THE TOTAL NUMBER OF CASES DISPOSED OF AFTER HEARING OR SUBMISSION IS LESS THAN 10. NO PERCENTAGES OF CASES REVERSED OR DENIED HAS BEEN COMPUTED FOR ORIGINAL PROCEEDINGS BECAUSE OF THEIR DIFFERENCE FROM APPEALS, NOR HAVE THEY BEEN INCLUDED IN THE PERCENTAGE OF TOTAL APPEALS REVERSED.

TABLE B-1. U. S. COURTS OF APPEALS  
CASES COMMENCED AND TERMINATED DURING THE TWELVE MONTH PERIOD ENDED JUNE 30, 1983, BY CIRCUIT

CIRCUIT AND NATURE OF PROCEEDING	CASES PENDING JULY 1 1982	CASES COM- MENCED	CASES TERM- INATED	CASES PENDING JUNE 30 1983	CASES DISPOSED OF BY CONSOLIDATION			CASES DISPOSED OF WITHOUT HEARING OR SUBMISSION			CASES DISPOSED OF AFTER HEARING OR SUBMISSION					
					TOTAL	W/O JUD. ACT.	W/ JUD. ACT.	TOTAL	W/O JUD. ACT.	W/ JUD. ACT.	TOTAL	AFFIRM OR GRANTED	DIS- MISSED	REV. OR DENIED	OTHER	PCT* REV.
SECOND CIRCUIT .....	1,005	2,731	2,773	963	303	29	274	1,277	808	469	1,193	899	29	225	40	13.7
CRIMINAL .....	218	500	504	214	109	5	104	114	88	26	281	248	5	23	5	8.2
U. S. PRISONER PETITIONS .....	39	95	96	38	-	-	-	56	38	18	40	35	1	4	-	10.0
OTHER U. S. CIVIL .....	111	396	373	134	37	6	31	165	108	57	171	134	2	32	3	18.7
PRIV. PRISONER PETITIONS .....	173	309	368	114	5	-	5	235	107	128	128	97	3	15	13	11.7
OTHER PRIVATE CIVIL .....	346	1,052	1,048	350	113	15	98	531	370	161	404	305	15	70	14	17.3
BANKRUPTCY .....	13	62	50	25	6	2	4	28	22	6	16	13	1	2	-	12.5
ADMINISTRATIVE APPEALS .....	92	230	243	79	32	1	31	130	66	64	81	66	2	8	5	9.9
ORIGINAL PROCEEDINGS .....	13	87	91	9	1	-	1	18	9	9	72	1	-	71	-	-
THIRD CIRCUIT .....	1,452	2,513	2,456	1,509	190	24	166	1,091	519	572	1,175	891	94	166	24	13.8
CRIMINAL .....	249	429	369	309	37	2	35	70	41	29	262	227	4	28	3	10.7
U. S. PRISONER PETITIONS .....	88	116	148	56	1	-	1	82	33	49	65	55	4	6	-	9.2
OTHER U. S. CIVIL .....	164	284	253	195	22	-	22	90	63	27	141	100	6	23	2	23.4
PRIV. PRISONER PETITIONS .....	172	346	380	138	4	-	4	262	73	189	114	92	7	12	3	10.5
OTHER PRIVATE CIVIL .....	578	989	941	626	105	18	87	379	243	136	457	342	32	72	11	15.8
BANKRUPTCY .....	12	76	41	47	2	-	2	19	19	-	20	15	1	4	-	20.0
ADMINISTRATIVE APPEALS .....	177	201	246	132	19	4	15	116	45	71	111	59	40	7	5	6.3
ORIGINAL PROCEEDINGS .....	12	72	78	6	-	-	-	73	2	71	5	1	-	4	-	-
FOURTH CIRCUIT .....	1,738	2,411	2,299	1,850	331	20	311	1,314	346	968	654	495	15	137	7	20.8
CRIMINAL .....	354	330	303	381	67	-	67	66	48	18	170	149	2	18	1	10.6
U. S. PRISONER PETITIONS .....	93	145	142	96	14	-	14	113	8	105	15	11	1	2	1	13.3
OTHER U. S. CIVIL .....	182	326	254	254	34	8	26	126	71	55	94	66	2	25	1	26.6
PRIV. PRISONER PETITIONS .....	403	700	708	395	37	1	36	614	22	592	57	41	2	14	-	24.6
OTHER PRIVATE CIVIL .....	466	639	565	540	69	10	59	242	143	99	254	184	3	64	3	25.2
BANKRUPTCY .....	24	55	34	45	3	1	2	19	15	4	12	8	-	4	-	33.3
ADMINISTRATIVE APPEALS .....	197	170	243	124	102	-	102	90	39	51	51	36	5	9	1	17.6
ORIGINAL PROCEEDINGS .....	19	46	50	15	5	-	5	44	-	44	1	-	-	1	-	-

TABLE B-1. U.S. COURTS OF APPEALS  
CASES COMMENCED AND TERMINATED DURING THE TWELVE MONTH PERIOD ENDED JUNE 30, 1983, BY CIRCUIT

CIRCUIT AND NATURE OF PROCEEDING	CASES PENDING JULY 1 1982	CASES COM- MENCED	CASES TERM- INATED	CASES PENDING JUNE 30 1983	CASES DISPOSED OF BY CONSOLIDATION			CASES DISPOSED OF WITHOUT HEARING OR SUBMISSION			CASES DISPOSED OF AFTER HEARING OR SUBMISSION					
					TOTAL	W/O JUD. ACT.	W/ JUD. ACT.	TOTAL	W/O JUD. ACT.	W/ JUD. ACT.	TOTAL	AFFIRM OR GRANTED	DIS- MISSED	REV. OR DENIED	OTHER	PCT* REV.
FIFTH CIRCUIT .....	2,210	3,193	2,996	2,407	344	43	301	999	558	441	1,653	1,267	75	290	21	17.5
CRIMINAL .....	292	408	443	255	18	5	13	73	44	29	352	310	12	29	1	8.2
U. S. PRISONER PETITIONS .....	42	55	65	32	5	1	4	22	17	5	38	31	-	6	1	15.8
OTHER U. S. CIVIL .....	251	332	336	247	38	3	35	119	99	20	179	120	10	45	4	25.1
PRIV. PRISONER PETITIONS .....	192	587	479	300	6	-	6	259	96	163	214	159	15	39	1	18.2
OTHER PRIVATE CIVIL .....	1,072	1,397	1,232	1,237	198	33	165	322	244	78	712	538	27	138	11	19.4
BANKRUPTCY .....	25	79	60	44	17	1	16	16	12	4	27	20	2	5	-	18.5
ADMINISTRATIVE APPEALS .....	333	261	310	264	62	-	62	120	41	79	128	90	9	26	3	20.3
ORIGINAL PROCEEDINGS .....	3	76	71	8	-	-	-	68	5	63	3	1	-	2	-	-
SIXTH CIRCUIT .....	2,457	2,824	2,825	2,456	253	27	226	1,001	669	332	1,571	1,260	29	248	34	15.7
CRIMINAL .....	330	382	403	309	63	-	63	93	56	37	247	216	4	26	1	10.5
U. S. PRISONER PETITIONS .....	118	120	159	79	9	-	9	45	31	14	105	95	2	8	-	7.6
OTHER U. S. CIVIL .....	380	416	426	370	22	2	20	152	95	57	252	195	5	42	10	16.7
PRIV. PRISONER PETITIONS .....	349	470	469	350	15	-	15	119	65	54	335	273	2	49	11	14.6
OTHER PRIVATE CIVIL .....	945	1,050	1,018	977	113	22	91	408	308	100	497	387	13	90	7	18.1
BANKRUPTCY .....	50	66	53	63	12	-	12	20	16	4	21	11	-	10	-	47.6
ADMINISTRATIVE APPEALS .....	283	287	276	294	18	3	15	145	95	50	113	83	3	22	5	19.5
ORIGINAL PROCEEDINGS .....	2	33	21	14	1	-	1	19	3	16	1	-	-	1	-	-
SEVENTH CIRCUIT .....	1,715	2,335	2,076	1,974	307	69	238	795	333	462	974	762	43	154	15	15.8
CRIMINAL .....	270	347	291	326	52	9	43	58	26	32	181	169	2	10	-	5.6
U. S. PRISONER PETITIONS .....	135	196	186	145	18	6	12	115	40	75	53	42	1	5	5	9.4
OTHER U. S. CIVIL .....	188	289	242	235	43	13	30	98	58	40	101	70	3	28	-	27.7
PRIV. PRISONER PETITIONS .....	273	385	319	339	15	4	11	171	45	126	133	103	2	27	1	20.3
OTHER PRIVATE CIVIL .....	597	855	762	690	149	27	122	222	120	102	391	309	11	62	9	15.9
BANKRUPTCY .....	40	62	51	51	10	6	4	15	12	3	26	12	6	8	-	30.8
ADMINISTRATIVE APPEALS .....	209	170	195	184	18	4	14	88	30	58	89	57	18	14	-	15.7
ORIGINAL PROCEEDINGS .....	3	31	30	4	2	-	2	28	2	26	-	-	-	-	-	-
EIGHTH CIRCUIT .....	795	1,697	1,514	978	224	34	190	543	262	281	747	609	16	114	8	14.7
CRIMINAL .....	158	275	288	165	56	-	56	40	12	28	172	158	1	13	-	7.6
U. S. PRISONER PETITIONS .....	24	107	101	30	7	-	7	65	16	49	29	27	-	2	-	6.9
OTHER U. S. CIVIL .....	116	294	242	168	30	7	23	91	54	37	121	89	3	27	2	22.3
PRIV. PRISONER PETITIONS .....	91	153	162	82	7	-	7	61	13	48	94	79	1	12	2	12.8
OTHER PRIVATE CIVIL .....	318	663	549	432	116	27	89	189	124	65	244	192	6	44	2	18.0
BANKRUPTCY .....	23	40	42	21	6	-	6	14	13	1	22	16	-	6	-	27.3
ADMINISTRATIVE APPEALS .....	59	108	96	71	1	-	1	35	27	8	60	48	5	5	2	8.3
ORIGINAL PROCEEDINGS .....	6	57	54	9	1	-	1	48	3	45	5	-	-	5	-	-

TABLE B-1. U.S. COURTS OF APPEALS  
 CASES COMMENCED AND TERMINATED DURING THE TWELVE MONTH PERIOD ENDED JUNE 30, 1983, BY CIRCUIT

CIRCUIT AND NATURE OF PROCEEDING	CASES PENDING JULY 1 1982	CASES COM- MENCED	CASES TERM- INATED	CASES PENDING JUNE 30 1983	CASES DISPOSED OF BY CONSOLIDATION			CASES DISPOSED OF WITHOUT HEARING OR SUBMISSION			CASES DISPOSED OF AFTER HEARING OR SUBMISSION					
					TOTAL	W/O JUD. ACT.	W/ JUD. ACT.	TOTAL	W/O JUD. ACT.	W/ JUD. ACT.	TOTAL	AFFIRM OR GRANTED	DIS- MISSED	REV. OR DENIED	OTHER	PCT* REV.
NINTH CIRCUIT . . . . .	4,236	4,583	4,878	3,941	986	102	884	1,749	919	830	2,143	1,632	88	363	60	16.9
CRIMINAL . . . . .	745	764	882	627	207	-	207	168	16	152	507	430	8	62	7	12.2
U. S. PRISONER PETITIONS . . . . .	109	128	133	104	8	1	7	60	32	28	65	50	5	7	3	10.8
OTHER U. S. CIVIL . . . . .	757	835	899	693	228	29	199	326	223	103	345	241	6	88	10	25.5
PRIV. PRISONER PETITIONS . . . . .	315	321	338	298	73	7	66	108	41	67	157	120	5	22	10	14.0
OTHER PRIVATE CIVIL . . . . .	1,523	1,520	1,665	1,378	354	57	297	586	420	166	725	536	25	145	19	20.0
BANKRUPTCY . . . . .	87	98	104	81	7	-	7	46	33	13	51	35	3	12	1	23.5
ADMINISTRATIVE APPEALS . . . . .	672	648	657	663	100	8	92	265	144	121	292	220	36	26	10	8.9
ORIGINAL PROCEEDINGS . . . . .	28	269	200	97	9	-	9	190	10	180	1	-	-	1	-	-
TENTH CIRCUIT . . . . .	1,403	1,767	1,584	1,586	116	5	111	625	190	435	843	652	75	98	18	11.5
CRIMINAL . . . . .	211	232	222	221	-	-	-	43	11	32	179	145	9	24	1	13.4
U. S. PRISONER PETITIONS . . . . .	53	146	125	74	-	-	-	76	59	17	49	44	3	2	-	4.1
OTHER U. S. CIVIL . . . . .	247	283	261	269	17	-	17	105	20	85	139	99	9	26	5	18.7
PRIV. PRISONER PETITIONS . . . . .	99	253	210	142	3	-	3	91	37	54	116	99	5	9	3	7.8
OTHER PRIVATE CIVIL . . . . .	615	643	554	704	88	4	84	195	48	147	271	193	42	29	7	10.7
BANKRUPTCY . . . . .	51	50	40	61	3	-	3	13	6	7	24	17	3	4	-	16.7
ADMINISTRATIVE APPEALS . . . . .	123	106	121	108	5	1	4	54	9	45	62	53	4	3	2	4.8
ORIGINAL PROCEEDINGS . . . . .	4	54	51	7	-	-	-	48	-	48	3	2	-	1	-	-
ELEVENTH CIRCUIT . . . . .	2,559	3,078	2,788	2,849	573	61	512	878	624	254	1,337	1,038	48	236	15	17.5
CRIMINAL . . . . .	962	887	833	1,016	302	15	287	139	105	34	392	358	8	22	4	5.6
U. S. PRISONER PETITIONS . . . . .	49	91	72	68	5	-	5	31	27	4	36	28	-	6	2	16.7
OTHER U. S. CIVIL . . . . .	256	442	339	359	40	17	23	138	106	32	161	105	4	49	3	30.4
PRIV. PRISONER PETITIONS . . . . .	207	463	341	329	13	3	10	158	94	64	170	132	12	24	2	14.1
OTHER PRIVATE CIVIL . . . . .	882	935	931	886	185	22	163	285	219	66	461	326	16	116	3	25.2
BANKRUPTCY . . . . .	46	73	66	53	6	3	3	23	21	2	37	28	1	8	-	21.6
ADMINISTRATIVE APPEALS . . . . .	144	148	165	127	20	-	20	67	45	22	78	61	7	9	1	11.5
ORIGINAL PROCEEDINGS . . . . .	13	39	41	11	2	1	1	37	7	30	2	-	-	2	-	-

TABLE B-1A. U. S. COURTS OF APPEALS  
CASES COMMENCED AND TERMINATED DURING THE TWELVE MONTH PERIOD ENDED JUNE 30, 1983, BY NATURE OF SUIT OR OFFENSE

NATURE OF SUIT OR OFFENSE	CASES PENDING JULY 1 1982	CASES COM- MENCED	CASES TERM- INATED	CASES PENDING JUN 30 1983	CASES DISP. OF BY CONSOL- IDATION	CASES DISPOSED OF WITHOUT HEARING OR SUBMISSION			CASES DISPOSED OF AFTER HEARING OR SUBMISSION					
						TOTAL	W/O JUD. ACTION	W/ JUD. ACTION	TOTAL	AFFIRM OR GRANTED	DIS- MISSED	REV. OR DENIED	OTHER	PCT* REV.
TOTAL CASES . . . . .	17,904	25,039	24,072	18,871	3,514	9,004	4,718	4,286	11,554	9,052	384	1,869	249	16.2
TOTAL CRIMINAL CASES . . . . .	3,988	4,790	4,777	4,001	981	937	482	455	2,859	2,505	56	263	29	9.4
TOTAL CIVIL CASES . . . . .	13,916	20,249	19,295	14,870	2,533	8,067	4,236	3,831	8,695	6,547	328	1,600	220	18.4
U.S. CASES . . . . .	3,884	5,820	5,585	4,119	736	2,377	1,291	1,086	2,472	1,829	76	495	72	20.0
U.S. PLAINTIFF . . . . .	611	964	894	681	146	415	242	173	333	219	11	93	10	27.9
NEGOTIABLE INSTRUMENTS . . . . .	20	22	27	15	3	7	5	2	17	15	-	2	-	11.8
OTHER CONTRACT ACTIONS . . . . .	31	74	55	50	11	25	17	8	19	11	1	7	-	36.8
CONDEMNATION OF LAND . . . . .	44	55	67	32	15	23	21	2	28	20	-	6	3	20.7
OTHER REAL PROPERTY ACTIONS . . . . .	45	81	65	61	10	36	20	16	19	13	-	5	1	26.3
PERSONAL PROPERTY TORT ACTIONS . . . . .	7	7	8	6	-	4	3	1	4	3	-	1	-	-
CIVIL RIGHTS:														
EMPLOYMENT . . . . .	49	51	47	53	7	24	14	10	16	11	3	2	-	12.5
OTHER CIVIL RIGHTS . . . . .	17	26	20	23	4	6	5	1	10	7	-	3	-	30.0
FORFEITURE AND PENALTY . . . . .	90	128	121	97	7	50	37	13	64	43	1	19	1	29.7
FAIR LABOR STANDARDS ACT . . . . .	32	47	42	37	3	22	18	4	17	10	-	6	1	35.3
LABOR MANAGEMENT RELATIONS ACT . . . . .	10	23	22	11	5	9	6	3	8	5	-	3	-	-
OTHER LABOR . . . . .	20	39	29	30	6	10	5	5	13	7	-	5	1	38.5
SECURITIES, COMMODITIES AND EXCHANGES . . . . .	16	29	19	26	1	11	8	3	7	4	1	2	-	-
TAX SUITS . . . . .	121	209	205	125	41	115	44	71	49	29	3	15	2	30.6
ALL OTHER . . . . .	109	173	167	115	33	73	39	34	61	41	2	17	1	27.9
U.S. DEFENDANT . . . . .	3,273	4,856	4,691	3,438	590	1,962	1,049	913	2,139	1,610	65	402	62	18.8
CONTRACT ACTIONS . . . . .	103	136	134	105	18	57	31	26	59	40	1	16	2	27.1
REAL PROPERTY ACTIONS . . . . .	80	80	94	66	20	36	25	11	38	23	3	9	3	23.7
TORT ACTIONS . . . . .	370	496	516	350	137	182	122	60	197	153	2	41	1	20.8
CIVIL RIGHTS:														
EMPLOYMENT . . . . .	142	230	201	171	28	79	34	45	94	70	2	17	5	18.1
OTHER CIVIL RIGHTS . . . . .	272	402	399	275	58	167	70	97	174	131	17	25	1	14.4
PRISONER PETITIONS:														
MOTIONS TO VACATE SENTENCE . . . . .	293	388	430	251	24	181	68	113	225	201	2	17	5	7.6
HABEAS CORPUS . . . . .	265	440	454	251	26	262	142	120	166	138	6	15	7	9.0
PRISONER CIVIL RIGHTS . . . . .	142	282	263	161	10	184	72	112	69	50	4	15	-	21.7
OTHER PRISONER PETITIONS . . . . .	76	148	139	85	12	81	28	53	46	35	6	4	1	8.7
LABOR SUITS . . . . .	89	84	96	77	15	33	25	8	48	34	3	11	-	22.9
SOCIAL SECURITY LAWS . . . . .	540	992	738	794	28	216	134	82	494	356	3	117	18	23.7
TAX SUITS . . . . .	182	259	265	176	27	117	94	23	121	91	-	27	3	22.3
ENVIRONMENTAL MATTERS . . . . .	126	89	125	90	43	31	21	10	51	36	2	12	1	23.5
FREEDOM OF INFORMATION ACT . . . . .	55	103	88	70	9	42	17	25	37	29	-	7	1	18.9
ALL OTHER . . . . .	538	727	749	516	135	294	166	128	320	223	14	69	14	21.6

TABLE B-1A. U.S. COURTS OF APPEALS  
CASES COMMENCED AND TERMINATED DURING THE TWELVE MONTH PERIOD ENDED JUNE 30, 1983, BY NATURE OF SUIT OR OFFENSE

NATURE OF SUIT OR OFFENSE	CASES PENDING JULY 1 1982	CASES COM- MENCED	CASES TERM- INATED	CASES PENDING JUN 30 1983	CASES DISP. OF BY CONSOL- IDATION	CASES DISPOSED OF WITHOUT HEARING OR SUBMISSION			CASES DISPOSED OF AFTER HEARING OR SUBMISSION					
						TOTAL	W/O JUD. ACTION	W/ JUD. ACTION	TOTAL	AFFIRM OR GRANTED	DIS- MISSED	REV. OR DENIED	OTHER	PCT* REV.
PRIVATE CASES .....	10,032	14,429	13,710	10,751	1,797	5,690	2,945	2,745	6,223	4,718	252	1,105	148	17.8
FEDERAL QUESTION .....	7,469	10,769	10,359	7,879	1,289	4,436	2,081	2,355	4,634	3,534	175	812	113	17.5
MARINE CONTRACT .....	136	229	213	152	43	91	79	12	79	55	5	16	3	20.3
OTHER CONTRACT ACTIONS .....	144	172	168	148	22	70	44	26	76	61	5	9	1	11.8
EMPLOYERS LIABILITY ACT .....	50	77	75	52	8	29	27	2	38	31	1	5	1	13.2
MARINE INJURY .....	241	282	278	245	64	82	66	16	132	100	6	23	3	17.4
OTHER TORT ACTIONS .....	210	248	257	201	65	77	48	29	114	87	6	21	-	18.4
ANTITRUST .....	337	345	361	321	86	113	66	47	162	122	9	28	3	17.3
CIVIL RIGHTS:														
EMPLOYMENT .....	823	1,137	1,112	948	168	379	217	162	565	440	13	103	9	18.2
OTHER CIVIL RIGHTS .....	1,342	1,906	1,778	1,470	238	660	350	310	880	666	43	153	18	17.4
PRISONER PETITIONS:														
HABEAS CORPUS .....	1,076	1,683	1,684	1,075	53	707	204	503	924	714	27	145	38	15.7
PRISONER CIVIL RIGHTS .....	1,205	2,297	2,103	1,399	130	1,362	386	976	611	497	25	80	9	13.1
OTHER PRISONER PETITIONS .....	24	89	57	56	2	45	15	30	10	8	2	-	-	-
LABOR MANAGEMENT RELATIONS ACT .....	316	423	411	328	60	143	99	44	208	149	8	46	5	22.1
LABOR MANAGEMENT REPORTING AND DISCLOSURE ACT .....	48	43	64	27	9	19	6	13	36	29	1	5	1	13.9
RAILWAY LABOR ACT .....	25	43	32	36	7	11	10	1	14	12	-	2	-	14.3
OTHER LABOR .....	194	336	283	247	39	117	91	26	127	90	3	32	2	25.2
COPYRIGHT, PATENT, & TRADEMARK .....	361	334	409	286	88	135	103	32	186	141	4	35	6	18.8
SECURITIES, COMMODITIES & EXCH. ....	222	308	303	227	70	114	76	38	119	80	7	26	6	21.8
CONST. OF STATE STATUTES .....	91	116	115	92	23	34	19	15	58	40	2	15	1	25.9
ALL OTHER .....	524	701	656	569	113	248	175	73	295	212	8	68	7	23.1
DIVERSITY OF CITIZENSHIP .....	2,529	3,610	3,308	2,831	504	1,235	852	383	1,569	1,171	76	287	35	18.3
INSURANCE .....	339	522	451	410	57	170	128	42	224	180	6	37	1	16.5
OTHER CONTRACT ACTIONS .....	1,052	1,461	1,405	1,108	218	542	379	163	645	483	32	109	21	16.9
REAL PROPERTY ACTIONS .....	157	202	196	163	31	82	48	34	83	73	1	7	2	8.4
PERSONAL INJURY - MOTOR VEHICLE .....	148	171	191	128	20	64	45	19	107	81	8	17	1	15.9
PERSONAL INJURY - OTHER .....	285	402	369	318	54	120	91	29	195	134	10	48	3	24.6
OTHER TORT ACTIONS .....	548	840	686	702	117	255	161	94	314	219	19	69	7	22.0
ALL OTHER .....	-	12	10	2	7	2	-	2	1	1	-	-	-	-
GENERAL LOCAL JURISDICTION .....	34	50	43	41	4	19	12	7	20	13	1	6	-	30.0
CONTRACT ACTIONS .....	6	9	8	7	-	5	4	1	3	2	-	1	-	-
REAL PROPERTY ACTIONS .....	4	7	5	6	-	2	-	2	3	3	-	-	-	-
TORT ACTIONS .....	11	14	13	12	1	7	6	1	5	3	1	1	-	-
PRISONER PETITIONS .....	2	-	1	1	-	-	-	-	1	-	-	-	-	-
ALL OTHER .....	11	20	16	15	3	5	2	3	8	5	-	3	-	-



TABLE B-1A. U.S. COURTS OF APPEALS  
CASES COMMENCED AND TERMINATED DURING THE TWELVE MONTH PERIOD ENDED JUNE 30, 1983, BY NATURE OF SUIT OR OFFENSE

NATURE OF SUIT OR OFFENSE	CASES PENDING JULY 1 1982	CASES COM- MENCED	CASES TERM- INATED	CASES PENDING JUN 30 1983	CASES DISP. OF BY CONSOL- IDATION	CASES DISPOSED OF WITHOUT HEARING OR SUBMISSION			CASES DISPOSED OF AFTER HEARING OR SUBMISSION					PCT* REV.
						TOTAL	W/O JUD. ACTION	W/ JUD. ACTION	TOTAL	AFFIRM OR GRANTED	DIS- MISSED	REV. OR DENIED	OTHER	
TOTAL CRIMINAL CASES .....	3,988	4,790	4,777	4,001	981	937	482	455	2,859	2,505	56	269	29	9.4
HOMICIDE, TOTAL .....	59	54	67	46	9	7	1	6	51	46	-	4	1	7.8
MURDER, FIRST DEGREE .....	37	35	40	32	5	3	1	2	32	31	-	1	-	3.1
OTHER HOMICIDE .....	22	19	27	14	4	4	-	4	19	15	-	3	1	15.8
ROBBERY, TOTAL .....	284	322	333	273	45	53	21	32	235	215	3	13	4	5.5
BANK .....	260	296	312	244	43	50	20	30	219	200	2	13	4	5.9
OTHER ROBBERY .....	24	26	21	29	2	3	1	2	16	15	1	-	-	-
ASSAULT .....	52	90	75	67	15	12	9	3	48	36	1	10	1	20.8
BURGLARY .....	3	5	4	4	1	1	-	1	2	2	-	-	-	-
LARCENY AND THEFT, TOTAL .....	203	287	279	211	36	70	38	32	173	154	4	14	1	8.1
INTERSTATE COMMERCE .....	45	57	63	39	14	13	11	2	36	31	1	4	-	11.1
TRANSPORTATION, ETC. OF STOLEN PROPERTY .....	61	83	66	78	9	15	7	8	42	39	-	3	-	7.1
POSTAL .....	32	47	47	32	3	15	11	4	29	24	1	3	1	10.3
OTHER LARCENY AND THEFT .....	65	100	103	62	10	27	9	18	66	60	2	4	-	6.1
EMBEZZLEMENT .....	71	99	98	72	17	21	7	14	60	55	1	4	-	6.7
FRAUD, TOTAL .....	668	818	856	630	138	196	104	92	522	459	11	49	3	9.4
INCOME TAX .....	161	230	246	145	25	74	36	38	147	129	7	10	1	6.8
POSTAL AND INTERSTATE WIRE, RADIO, ETC .....	276	286	317	245	59	52	31	21	206	174	3	27	2	13.1
LENDING AND CREDIT .....	37	42	42	37	3	10	6	4	29	26	-	3	-	10.3
FALSE CLAIMS AND STATEMENTS .....	71	109	93	87	16	25	15	10	52	48	-	4	-	7.7
OTHER FRAUD .....	123	151	158	116	35	35	16	19	88	82	1	5	-	5.7

TABLE B-1A. U.S. COURTS OF APPEALS  
CASES COMMENCED AND TERMINATED DURING THE TWELVE MONTH PERIOD ENDED JUNE 30, 1983, BY NATURE OF SUIT OR OFFENSE

NATURE OF SUIT OR OFFENSE	CASES PENDING JULY 1 1982	CASES COM- MENCED	CASES TERM- INATED	CASES PENDING JUN 30 1983	CASES DISP. OF BY CONSOL- IDATION	CASES DISPOSED OF WITHOUT HEARING OR SUBMISSION			CASES DISPOSED OF AFTER HEARING OR SUBMISSION					
						TOTAL	W/O JUD. ACTION	W/ JUD. ACTION	TOTAL	AFFIRM OR GRANTED	DIS- MISSED	REV. OR DENIED	OTHER	PCT* REV.
AUTO THEFT .....	52	52	50	54	10	11	8	3	29	26	3	-	-	-
FORGERY AND COUNTERFEITING .....	150	191	188	153	11	49	28	21	129	115	2	11	-	8.6
SEX OFFENSES .....	32	22	40	14	12	9	7	2	19	18	-	1	-	5.3
DRUG ABUSE PREVENTION AND CONTROL ACT, TOTAL .....	1,530	1,774	1,695	1,609	474	309	158	151	912	798	20	85	9	9.3
DAPCA MARIHUANA .....	621	617	629	609	264	77	40	37	288	254	4	28	2	9.7
DAPCA NARCOTICS .....	668	814	761	721	155	158	76	82	448	392	11	41	4	9.2
DAPCA CONTROLLED SUBSTANCES .....	241	343	305	279	55	74	42	32	176	152	5	16	3	9.1
MISCELLANEOUS GENERAL OFFENSES, TOTAL .....	580	708	706	582	143	119	60	59	444	384	9	43	8	9.7
BRIBERY .....	45	28	42	31	16	4	1	3	22	19	-	3	-	13.6
EXTORTION, RACKETEERING AND THREATS .....	141	158	159	140	45	26	14	12	88	77	1	9	1	10.2
GAMBLING, LOTTERY .....	32	27	42	17	26	-	-	-	16	10	-	6	-	37.5
KIDNAPPING .....	17	32	16	33	3	1	1	-	12	12	-	-	-	-
FIREARMS, WEAPONS .....	221	293	282	232	27	60	27	33	195	169	3	17	6	8.7
ESCAPE .....	51	55	64	42	8	11	5	6	45	38	2	4	1	8.9
PERJURY .....	24	29	37	16	3	4	4	-	30	29	-	1	-	3.3
OTHER MISCELLANEOUS GENERAL OFFENSES .....	49	86	64	71	15	13	8	5	36	30	3	3	-	8.3
IMMIGRATION LAWS .....	74	94	113	55	12	22	12	10	79	66	-	13	-	16.5
LIQUOR, INTERNAL REVENUE .....	2	1	1	2	-	1	-	1	-	-	-	-	-	-
FEDERAL STATUTES .....	228	273	272	229	58	57	29	28	157	131	2	22	2	14.0

\* PERCENT NOT SHOWN WHERE THE TOTAL NUMBER OF CASES DISPOSED OF AFTER HEARING OR SUBMISSION IS LESS THAN 10.

**Table B-2**  
**U.S. Courts of Appeals**  
**Petitions for Review on Writ of Certiorari to the Supreme Court**  
**Commenced, Terminated, and Pending**  
**During the Twelve Month Period Ended June 30, 1983**

Circuit and Nature of Proceeding	Pending July 1, 1982*	Filed	Terminated			Pending June 30, 1983	Circuit and Nature of Proceeding	Pending July 1, 1982*	Filed	Terminated			Pending June 30, 1983
			Granted	Denied	Dis-missed					Granted	Denied	Dis-missed	
<b>Total .....</b>	761	2,811	206	2,438	8	920	<b>6th Circuit .....</b>	40	283	17	255	1	50
Criminal .....	212	886	17	832	-	249	Criminal .....	5	91	2	82	-	12
U.S. Civil .....	102	336	30	303	2	103	U.S. Civil .....	7	28	2	27	-	6
Private Civil .....	388	1,390	119	1,155	6	498	Private Civil .....	26	148	11	133	1	29
Admin. Appeals .....	59	199	40	148	-	70	Admin. Appeals .....	2	16	2	13	-	3
<b>DC Circuit .....</b>	24	111	28	90	1	16	<b>7th Circuit .....</b>	98	222	7	186	-	127
Criminal .....	3	6	-	5	-	4	Criminal .....	23	58	2	49	-	30
U.S. Civil .....	11	42	7	41	1	4	U.S. Civil .....	14	9	-	9	-	14
Private Civil .....	-	14	-	10	-	4	Private Civil .....	55	141	3	117	-	76
Admin. Appeals .....	10	49	21	34	-	4	Admin. Appeals .....	6	14	2	11	-	7
<b>1st Circuit .....</b>	26	135	22	120	-	19	<b>8th Circuit .....</b>	33	167	16	165	1	18
Criminal .....	9	30	1	32	-	3	Criminal .....	5	39	2	39	-	3
U.S. Civil .....	2	13	1	12	-	2	U.S. Civil .....	6	19	1	23	-	1
Private Civil .....	14	84	18	70	-	10	Private Civil .....	22	102	13	97	1	13
Admin. Appeals .....	1	8	2	6	-	1	Admin. Appeals .....	-	7	-	6	-	1
<b>2nd Circuit .....</b>	13	277	21	206	-	63	<b>9th Circuit .....</b>	143	527	47	453	-	170
Criminal .....	2	91	3	79	-	11	Criminal .....	40	190	3	185	-	42
U.S. Civil .....	1	44	2	35	-	8	U.S. Civil .....	24	41	8	39	-	18
Private Civil .....	8	128	14	83	-	39	Private Civil .....	61	263	29	205	-	90
Admin. Appeals .....	2	14	2	9	-	5	Admin. Appeals .....	18	33	7	24	-	20
<b>3rd Circuit .....</b>	63	255	16	250	2	50	<b>10th Circuit .....</b>	28	112	4	105	-	31
Criminal .....	13	88	-	91	-	10	Criminal .....	14	63	1	60	-	16
U.S. Civil .....	9	43	2	35	1	14	U.S. Civil .....	8	40	3	31	-	14
Private Civil .....	35	108	13	109	1	20	Private Civil .....	3	7	-	9	-	1
Admin. Appeals .....	6	16	1	15	-	6	Admin. Appeals .....	3	2	-	5	-	-
<b>4th Circuit .....</b>	212	222	5	175	-	254	<b>11th Circuit .....</b>	46	252	7	218	1	72
Criminal .....	68	58	-	46	-	80	Criminal .....	21	113	2	107	-	25
U.S. Civil .....	12	22	3	19	-	12	U.S. Civil .....	4	17	1	16	-	4
Private Civil .....	124	138	2	106	-	154	Private Civil .....	21	109	4	90	1	35
Admin. Appeals .....	8	4	-	4	-	8	Admin. Appeals .....	-	13	-	5	-	8
<b>5th Circuit .....</b>	35	248	16	215	2	50							
Criminal .....	9	59	1	57	-	10							
U.S. Civil .....	4	18	-	16	-	6							
Private Civil .....	19	148	12	126	2	27							
Admin. Appeals .....	3	23	3	16	-	7							

\* Adjusted.

**Note:** Administrative Appeals include applications for enforcement or petitions for review of orders of an Administrative Board or Agency.

TABLE B 3. UNITED STATES COURTS OF APPEALS  
SOURCE OF APPEALS AND ORIGINAL PROCEEDINGS COMMENCED, BY CIRCUIT  
FOR THE TWELVE MONTH PERIODS ENDED JUN. 30, 1981, 1982, AND 1983

SOURCE	1981	1982	1983
TOTAL APPEALS	26,362	27,946	29,630
US DISTRICT COURTS	21,391	23,551	25,039
BANKRUPTCY	465	509	688
ADMIN. AGENCIES, TOTAL	3,800	3,118	3,069
US TAX CT	322	404	375
CAB	18	26	23
FCC	131	92	122
FERC	317	99	273
FTC	22	15	17
NLRB	1,151	838	755
AGRI	8	13	10
SEC	22	15	9
INS	355	349	402
OTHER ADMIN. AGENCIES	1,454	1,267	1,083
ORIG. PROC	706	768	834
DC CIR	1,604	1,447	1,562
US DISTRICT COURT	722	907	836
BANKRUPTCY	5	5	6
US TAX COURT	3	11	7
NLRB	56	22	36
ADMIN. AGENCIES	792	471	629
ORIG. PROC	26	31	48
1ST CIR	902	1,040	936
ME	44	44	54
MA	427	466	448
NH	58	72	72
RI	61	107	91
PR	171	214	160
BANKRUPTCY	16	27	21
US TAX COURT	10	19	12
NLRB	56	28	24
ADMIN AGENCIES	37	42	32
ORIG. PROC	22	21	22
2ND CIR	3,061	2,827	2,731
CT	222	183	166
NY,N	170	191	192
NY,E	612	648	579
NY,S	1,437	1,228	1,207
NY,W	123	89	168
VT	44	49	40
BANKRUPTCY	88	56	62
US TAX COURT	40	56	36
NLRB	139	129	92
ADMIN AGENCIES	103	102	102
ORIG. PROC	83	96	87
3RD CIR	2,013	2,191	2,513
DE	64	77	103
NJ	365	458	481
PA,E	620	681	805
PAM	194	214	218
PA,W	288	307	451
VI	69	113	106
BANKRUPTCY	23	33	76
US TAX COURT	24	24	19
NLRB	126	75	72
ADMIN AGENCIES	173	154	110
ORIG. PROC	67	55	72

TABLE B 3. UNITED STATES COURTS OF APPEALS  
SOURCE OF APPEALS AND ORIGINAL PROCEEDINGS COMMENCED, BY CIRCUIT  
FOR THE TWELVE MONTH PERIODS ENDED JUN. 30, 1981, 1982, AND 1983

SOURCE	1981	1982	1983
4TH CIR . . . . .	2,247	2,651	2,411
MD . . . . .	334	419	371
NC,E . . . . .	281	283	294
NC,M . . . . .	83	133	87
NC,W . . . . .	105	180	177
SC . . . . .	190	279	215
VA,E . . . . .	683	748	647
VA,W . . . . .	148	170	160
WV,N . . . . .	52	70	76
WV,S . . . . .	67	108	113
BANKRUPTCY . . . . .	20	35	55
US TAX COURT . . . . .	35	16	16
NLRB . . . . .	63	45	57
ADMIN AGENCIES . . . . .	136	112	97
ORIG. PROC . . . . .	50	53	46
5TH CIR . . . . .	2,515	2,715	3,193
LA,E . . . . .	427	557	616
LA,M . . . . .	64	81	120
LA,W . . . . .	187	202	269
MS,N . . . . .	102	96	134
MS,S . . . . .	128	161	142
TX,N . . . . .	392	423	488
TX,E . . . . .	123	137	164
TX,S . . . . .	385	391	529
TX,W . . . . .	229	256	314
CZ . . . . .	23	13	1
BANKRUPTCY . . . . .	40	40	79
US TAX COURT . . . . .	21	31	29
NLRB . . . . .	79	42	30
ADMIN AGENCIES . . . . .	262	208	202
ORIG. PROC . . . . .	53	77	76
6TH CIR . . . . .	2,376	2,599	2,824
KY,E . . . . .	190	174	166
KY,W . . . . .	213	203	166
MI,E . . . . .	496	600	723
MI,W . . . . .	124	141	172
OH,N . . . . .	284	372	388
OH,S . . . . .	303	309	374
TN,E . . . . .	144	167	155
TN,M . . . . .	113	152	136
TN,W . . . . .	149	147	159
BANKRUPTCY . . . . .	44	51	66
US TAX COURT . . . . .	27	29	49
NLRB . . . . .	138	114	126
ADMIN AGENCIES . . . . .	117	119	112
ORIG. PROC . . . . .	33	21	33
7TH CIR . . . . .	2,038	2,150	2,335
IL,N . . . . .	835	874	992
IL,C . . . . .	148	175	158
IL,S . . . . .	128	162	204
IN,N . . . . .	188	156	146
IN,S . . . . .	132	170	209
WI,E . . . . .	184	177	170
WI,W . . . . .	102	106	193
BANKRUPTCY . . . . .	55	46	62
US TAX COURT . . . . .	26	57	34
NLRB . . . . .	110	80	63
ADMIN AGENCIES . . . . .	101	113	73
ORIG. PROC . . . . .	29	34	31

TABLE B 3. UNITED STATES COURTS OF APPEALS  
SOURCE OF APPEALS AND ORIGINAL PROCEEDINGS COMMENCED, BY CIRCUIT  
FOR THE TWELVE MONTH PERIODS ENDED JUN. 30, 1981, 1982, AND 1983

SOURCE	1981	1982	1983
8TH CIR . . . . .	1,368	1,596	1,697
AR,E . . . . .	160	183	173
AR,W . . . . .	40	64	91
IA,N . . . . .	58	51	50
IA,S . . . . .	64	74	78
MN . . . . .	190	234	206
MO,E . . . . .	282	317	316
MO,W . . . . .	154	230	282
NE . . . . .	78	123	131
ND . . . . .	62	37	62
SD . . . . .	68	92	103
BANKRUPTCY . . . . .	18	35	40
US TAX COURT . . . . .	31	21	23
NLRB . . . . .	66	48	36
ADMIN AGENCIES . . . . .	65	45	49
ORIG. PROC . . . . .	32	42	7
9TH CIR . . . . .	4,262	4,390	4,583
AK . . . . .	62	56	82
AZ . . . . .	330	306	309
CAN . . . . .	442	520	623
CA,E . . . . .	158	193	205
CAC . . . . .	1,027	953	1,057
CAS . . . . .	262	254	240
HI . . . . .	114	110	103
ID . . . . .	51	80	81
MT . . . . .	73	101	75
NV . . . . .	138	125	121
OR . . . . .	254	225	246
WA,E . . . . .	96	181	111
WA,W . . . . .	247	310	279
GUAM . . . . .	25	26	33
NMI . . . . .	9	3	3
BANKRUPTCY . . . . .	89	86	98
US TAX COURT . . . . .	69	82	93
NLRB . . . . .	235	191	144
ADMIN AGENCIES . . . . .	367	365	411
ORIG. PROC . . . . .	214	223	269
10TH CIR . . . . .	1,577	1,784	1,767
CO . . . . .	226	409	322
KS . . . . .	254	267	305
NM . . . . .	229	200	199
OK,N . . . . .	99	108	110
OK,E . . . . .	86	88	110
OK,W . . . . .	241	252	323
UT . . . . .	115	129	102
WY . . . . .	101	84	86
BANKRUPTCY . . . . .	30	54	50
US TAX COURT . . . . .	21	39	21
NLRB . . . . .	35	20	28
ADMIN AGENCIES . . . . .	90	63	57
ORIG. PROC . . . . .	50	71	54
11TH CIR . . . . .	2,399	2,556	3,078
AL,N . . . . .	210	210	300
AL,M . . . . .	80	69	143
AL,S . . . . .	126	93	128
FL,N . . . . .	126	131	150
FL,M . . . . .	312	354	509
FL,S . . . . .	659	809	787
GAN . . . . .	417	439	510
GAM . . . . .	110	101	120
GAS . . . . .	129	120	171
BANKRUPTCY . . . . .	37	41	73
US TAX COURT . . . . .	15	19	36
NLRB . . . . .	47	44	47
ADMIN AGENCIES . . . . .	84	82	65
ORIG. PROC . . . . .	47	44	39

**CONTINUED**

**4 OF 10**



TABLE B-3A. U.S. COURTS OF APPEALS  
SOURCE OF APPEALS IN CIVIL AND CRIMINAL CASES  
FROM U. S. DISTRICT COURTS  
DURING THE TWELVE MONTH PERIOD ENDED JUNE 30, 1983

CIRCUIT AND DISTRICT	APPEALS COMMENCED			APPEALS DISPOSED OF		
	TOTAL	CIVIL	CRIMINAL	TOTAL	CIVIL	CRIMINAL
TOTAL . . . .	25,039	20,249	4,790	24,072	19,295	4,777
DC . . . . .	836	762	74	844	745	99
1ST . . . . .	825	661	164	819	659	160
ME . . . . .	54	38	16	47	31	16
MA . . . . .	448	362	86	432	349	83
NH . . . . .	72	64	8	68	59	9
RI . . . . .	91	68	23	94	66	28
PR . . . . .	160	129	31	178	154	24
2ND . . . . .	2,352	1,852	500	2,389	1,885	504
CT . . . . .	166	127	39	152	113	39
NY,N . . . . .	192	152	40	228	180	48
NY,E . . . . .	579	398	181	584	408	176
NY,S . . . . .	1,207	1,018	188	1,259	1,064	195
NY,W . . . . .	168	128	40	119	88	31
VT . . . . .	40	29	11	47	32	15
3RD . . . . .	2,164	1,735	429	2,091	1,722	369
DE . . . . .	103	94	9	123	108	15
NJ . . . . .	481	372	109	468	384	84
PA,E . . . . .	805	653	152	716	590	126
PAM . . . . .	218	196	22	258	243	15
PA,W . . . . .	451	349	102	402	327	75
VI . . . . .	106	71	35	124	70	54
4TH . . . . .	2,140	1,810	330	1,972	1,689	303
MD . . . . .	371	282	89	325	257	68
NC,E . . . . .	294	263	31	255	223	32
NC,M . . . . .	87	78	9	107	77	30
NC,W . . . . .	177	147	30	181	149	32
SC . . . . .	215	186	29	210	169	41
VA,E . . . . .	647	558	89	599	524	75
VA,W . . . . .	180	150	10	155	146	9
WV,N . . . . .	76	51	25	57	53	4
WV,S . . . . .	113	95	18	83	71	12
5TH . . . . .	2,777	2,371	406	2,555	2,112	443
LA,E . . . . .	616	556	60	567	512	55
LAM . . . . .	120	110	10	96	81	15
LAW . . . . .	269	245	24	250	229	21
MS,N . . . . .	134	125	9	113	96	17
MS,S . . . . .	142	134	8	170	148	22
TX,N . . . . .	488	406	82	474	390	84
TX,E . . . . .	184	147	17	136	125	11
TX,S . . . . .	529	435	94	476	348	128
TX,W . . . . .	314	212	102	272	183	89
CZ . . . . .	1	1		1		1
6TH . . . . .	2,438	2,056	382	2,475	2,072	403
KY,E . . . . .	165	130	35	190	137	53
KY,W . . . . .	166	141	25	204	191	13
MI,E . . . . .	723	590	133	684	552	132
MI,W . . . . .	172	151	21	183	156	27
OH,N . . . . .	388	331	57	353	307	46
OH,S . . . . .	374	351	23	377	338	39
TN,E . . . . .	155	128	27	161	137	24
TN,M . . . . .	136	109	27	160	132	28
TN,W . . . . .	159	125	34	163	122	41

TABLE B-3A. U.S. COURTS OF APPEALS  
SOURCE OF APPEALS IN CIVIL AND CRIMINAL CASES  
FROM U. S. DISTRICT COURTS  
DURING THE TWELVE MONTH PERIOD ENDED JUNE 30, 1983

CIRCUIT AND DISTRICT	APPEALS COMMENCED			APPEALS DISPOSED OF		
	TOTAL	CIVIL	CRIMINAL	TOTAL	CIVIL	CRIMINAL
7TH . . . . .	2,072	1,725	347	1,800	1,509	291
IL,N . . . . .	992	815	177	868	725	143
IL,C . . . . .	158	90	68	140	102	38
IL,S . . . . .	204	183	21	172	156	16
IN,N . . . . .	146	115	31	157	118	39
IN,S . . . . .	209	186	23	162	140	22
WI,E . . . . .	170	153	17	172	148	24
WI,W . . . . .	193	183	10	129	120	9
8TH . . . . .	1,492	1,217	275	1,322	1,054	268
AR,E . . . . .	173	154	19	155	135	20
AR,W . . . . .	91	77	14	74	63	11
IA,N . . . . .	50	42	8	55	42	13
IA,S . . . . .	78	65	13	64	57	7
MN . . . . .	206	148	58	208	151	57
MO,E . . . . .	316	253	63	255	187	68
MO,W . . . . .	282	240	42	235	204	31
NE . . . . .	131	116	15	133	112	21
ND . . . . .	62	49	13	42	26	16
SD . . . . .	103	73	30	101	77	24
9TH . . . . .	3,566	2,804	764	3,917	3,035	882
AK . . . . .	82	70	12	87	77	10
AZ . . . . .	309	229	80	336	252	84
CA,N . . . . .	623	551	72	616	544	72
CA,E . . . . .	205	127	78	237	165	72
CA,C . . . . .	1,057	839	218	1,196	922	274
CA,S . . . . .	240	126	114	285	137	148
HI . . . . .	103	89	14	119	100	19
ID . . . . .	81	69	12	74	61	13
MT . . . . .	75	64	11	95	82	13
NV . . . . .	121	95	26	140	103	37
OR . . . . .	248	206	40	259	211	48
WA,E . . . . .	111	96	15	141	131	10
WA,W . . . . .	279	225	54	300	229	71
GUAM . . . . .	33	16	17	29	18	11
NMI . . . . .	3	2	1	3	3	
10TH . . . . .	1,557	1,325	232	1,372	1,150	222
CO . . . . .	322	266	56	305	236	69
KS . . . . .	305	277	28	239	220	19
NM . . . . .	199	166	33	184	149	35
OK,N . . . . .	110	85	25	85	72	13
OK,E . . . . .	110	91	19	94	82	12
OK,W . . . . .	323	281	42	265	228	37
UT . . . . .	102	85	17	99	78	21
WY . . . . .	86	74	12	101	85	16
11TH . . . . .	2,818	1,931	887	2,516	1,683	833
AL,N . . . . .	300	247	53	251	202	49
AL,M . . . . .	143	127	16	100	83	17
AL,S . . . . .	128	73	55	107	79	28
FL,N . . . . .	150	89	61	147	80	67
FL,M . . . . .	509	377	132	427	306	121
FL,S . . . . .	787	373	414	789	365	424
GA,N . . . . .	510	405	105	462	374	88
GA,M . . . . .	120	108	12	111	90	21
GA,S . . . . .	171	132	39	122	104	18

TABLE B4. U.S. COURTS OF APPEALS  
 MEDIAN TIME INTERVALS IN CASES TERMINATED AFTER HEARING OR SUBMISSION, BY CIRCUIT  
 DURING THE TWELVE MONTH PERIOD ENDED JUNE 30, 1983

CIRCUIT	CASES	FROM FILING OF COMPLETE RECORD TO FINAL DIS- POSITION	FROM FILING OF COMPLETE RECORD TO FILING LAST BRIEF	FROM FILING LAST BRIEF TO HEARING OR SUBMISSION	FROM HEARING OR SUBMISSION TO FINAL DISPOSITION	FROM FILING NOTICE OF APPEAL		FROM FILING IN LOWER COURT TO FINAL DIS- POSITION IN APPELLATE COURT
		INTERVAL (MONTHS)	INTERVAL (MONTHS)	INTERVAL (MONTHS)	INTERVAL (MONTHS)	TO FILING COMPLETE RECORD	TO FINAL DISPO- SITION	INTERVAL (MONTHS)
ALL CASES								
TOTAL	13,217	8.6	3.0	3.0	1.6	1.6	11.1	24.8
DISTRICT OF COLUMBIA . . .	512	9.4	4.3	2.7	2.1	1.3	10.8	23.8
FIRST . . . . .	415	6.6	2.7	1.3	2.1	1.2	8.4	24.9
SECOND . . . . .	1,193	4.9	2.4	.8	.4	1.3	6.5	18.6
THIRD . . . . .	1,175	6.8	2.5	3.2	.3	1.2	9.0	22.4
FOURTH . . . . .	654	7.7	2.6	2.1	2.6	2.8	11.3	22.4
FIFTH . . . . .	1,653	8.2	3.2	2.3	1.9	1.7	10.5	28.4
SIXTH . . . . .	1,571	12.2	3.3	6.6	.7	1.2	14.2	25.9
SEVENTH . . . . .	974	10.2	3.0	2.6	2.8	1.1	12.2	28.2
EIGHTH . . . . .	747	5.8	1.1	2.5	1.4	2.0	8.6	19.8
NINTH . . . . .	2,143	10.5	3.6	3.3	2.3	1.9	13.3	26.6
TENTH . . . . .	843	12.1	2.8	3.5	2.0	1.3	14.4	27.6
ELEVENTH . . . . .	1,337	10.1	3.6	4.1	1.5	1.9	12.9	25.1
CIVIL								
TOTAL	8,695	9.0	3.0	3.2	1.6	1.3	11.3	28.7
DISTRICT OF COLUMBIA . . .	261	9.7	4.0	2.9	2.1	1.3	11.3	25.7
FIRST . . . . .	301	6.6	2.6	1.3	2.1	1.0	8.1	30.9
SECOND . . . . .	743	5.2	2.4	.9	.6	1.2	6.6	21.5
THIRD . . . . .	777	6.9	2.5	3.3	.2	1.0	8.7	24.7
FOURTH . . . . .	420	8.0	2.7	2.1	2.8	2.2	11.0	25.4
FIFTH . . . . .	1,143	8.6	3.2	2.8	2.1	1.5	10.7	32.7
SIXTH . . . . .	1,189	12.5	3.3	7.1	.6	1.0	14.4	27.6
SEVENTH . . . . .	678	10.5	2.9	3.0	2.5	.8	12.3	31.7
EIGHTH . . . . .	488	6.1	1.2	2.7	1.4	2.0	9.0	24.5
NINTH . . . . .	1,292	11.6	4.0	3.6	2.7	1.8	14.6	32.3
TENTH . . . . .	575	11.7	2.5	3.7	1.6	1.1	14.3	34.0
ELEVENTH . . . . .	828	10.2	3.3	4.5	1.8	1.4	12.7	29.1

TABLE B4. U.S. COURTS OF APPEALS  
MEDIAN TIME INTERVALS IN CASES TERMINATED AFTER HEARING OR SUBMISSION, BY CIRCUIT  
DURING THE TWELVE MONTH PERIOD ENDED JUNE 30, 1983

CIRCUIT	CASES	FROM FILING OF COMPLETE RECORD TO FINAL DIS- POSITION	FROM FILING OF COMPLETE RECORD TO FILING LAST BRIEF	FROM FILING LAST BRIEF TO HEARING OR SUBMISSION	FROM HEARING OR SUBMISSION TO FINAL DISPOSITION	FROM FILING NOTICE OF APPEAL		FROM FILING IN LOWER COURT TO FINAL DIS- POSITION IN APPELLATE COURT
		INTERVAL (MONTHS)	INTERVAL (MONTHS)	INTERVAL (MONTHS)	INTERVAL (MONTHS)	TO FILING COMPLETE RECORD	TO FINAL DISPO- SITION	INTERVAL (MONTHS)
CRIMINAL								
TOTAL	2,859	7.3	2.8	2.5	1.4	2.3	10.5	17.8
DISTRICT OF COLUMBIA . . .	49	7.4	3.7	.8	2.2	1.5	9.7	14.2
FIRST . . . . .	67	6.9	3.1	1.3	2.0	2.7	9.9	17.4
SECOND . . . . .	281	3.9	2.3	.7	.4	1.6	6.0	14.3
THIRD . . . . .	262	6.2	2.3	3.0	.3	2.1	10.2	17.3
FOURTH . . . . .	170	6.7	2.2	2.0	2.3	5.0	12.3	17.9
FIFTH . . . . .	352	6.9	3.1	1.4	1.5	2.4	9.7	17.7
SIXTH . . . . .	247	8.5	3.3	3.5	.7	3.5	12.7	20.7
SEVENTH . . . . .	181	8.2	2.7	1.8	3.0	2.7	11.9	20.4
EIGHTH . . . . .	172	4.7	.8	2.1	1.2	1.9	6.6	12.3
NINTH . . . . .	507	7.7	2.5	2.8	1.7	2.0	10.1	16.7
TENTH . . . . .	179	10.8	3.6	2.9	2.3	1.8	14.1	20.2
ELEVENTH . . . . .	392	9.5	4.1	3.6	.4	2.9	13.3	20.0
ADMINISTRATIVE AGENCY								
TOTAL	1,292	9.8	3.7	3.2	1.8	-	-	-
DISTRICT OF COLUMBIA . . .	196	10.0	4.6	2.8	1.9	-	-	-
FIRST . . . . .	31	6.9	3.4	1.3	2.6	-	-	-
SECOND . . . . .	87	5.5	2.8	1.0	.9	-	-	-
THIRD . . . . .	111	6.9	2.7	3.1	.4	-	-	-
FOURTH . . . . .	51	7.8	2.7	1.8	2.3	-	-	-
FIFTH . . . . .	123	8.7	3.3	2.8	2.5	-	-	-
SIXTH . . . . .	113	14.1	3.7	8.2	1.2	-	-	-
SEVENTH . . . . .	89	11.1	3.8	2.6	3.4	-	-	-
EIGHTH . . . . .	60	6.6	2.0	2.5	1.3	-	-	-
NINTH . . . . .	292	11.0	4.5	3.3	1.9	-	-	-
TENTH . . . . .	62	18.5	2.9	11.9	2.4	-	-	-
ELEVENTH . . . . .	78	11.4	3.9	4.3	1.8	-	-	-

TABLE B4. U.S. COURTS OF APPEALS  
 MEDIAN TIME INTERVALS IN CASES TERMINATED AFTER HEARING OR SUBMISSION, BY CIRCUIT  
 DURING THE TWELVE MONTH PERIOD ENDED JUNE 30, 1983

CIRCUIT	CASES	FROM FILING OF COMPLETE RECORD TO FINAL DIS- POSITION	FROM FILING OF COMPLETE RECORD TO FILING LAST BRIEF	FROM FILING LAST BRIEF TO HEARING OR SUBMISSION	FROM HEARING OR SUBMISSION TO FINAL DISPOSITION	FROM FILING NOTICE OF APPEAL		FROM FILING IN LOWER COURT TO FINAL DIS- POSITION IN APPELLATE COURT
		INTERVAL (MONTHS)	INTERVAL (MONTHS)	INTERVAL (MONTHS)	INTERVAL (MONTHS)	TO FILING COMPLETE RECORD	TO FINAL DISPO- SITION	INTERVAL (MONTHS)
BANKRUPTCY								
TOTAL	275	9.0	2.8	3.4	2.0	1.1	11.4	21.5
DISTRICT OF COLUMBIA . . .	5	10.8	5.1	4.0	1.5	.8	11.6	20.2
FIRST . . . . .	14	7.1	2.2	1.0	2.4	.5	8.3	21.3
SECOND . . . . .	16	5.8	1.8	.6	2.6	1.2	6.9	11.1
THIRD . . . . .	20	6.1	2.3	3.2	.6	1.0	7.5	12.2
FOURTH . . . . .	12	8.6	2.7	2.8	2.0	1.7	10.6	16.0
FIFTH . . . . .	27	6.3	2.7	.9	1.8	.7	8.1	19.8
SIXTH . . . . .	21	15.3	3.5	8.8	2.0	.8	17.5	24.9
SEVENTH . . . . .	26	11.0	2.6	4.0	2.1	.6	12.3	22.4
EIGHTH . . . . .	22	5.9	.8	3.4	1.1	1.8	10.1	19.4
NINTH . . . . .	51	11.7	3.6	3.9	2.4	1.4	14.0	25.4
TENTH . . . . .	24	21.4	3.3	13.6	2.6	.6	22.0	29.7
ELEVENTH . . . . .	37	8.4	3.4	2.9	2.1	1.4	10.8	23.2

TABLE B-7. U. S. COURTS OF APPEALS  
NATURE OF SUIT OR OFFENSE OF APPEALS ARISING FROM THE U. S. DISTRICT COURTS BY CIRCUIT  
DURING THE TWELVE MONTH PERIOD ENDED JUN. 30, 1983

NATURE OF SUIT OR OFFENSE	CIRCUIT												
	TOTAL	D. C.	FIRST	SECOND	THIRD	FOURTH	FIFTH	SIXTH	SEVENTH	EIGHTH	NINTH	TENTH	ELEVENTH
TOTAL CASES .....	25,039	836	825	2,352	2,164	2,140	2,777	2,438	2,072	1,492	3,568	1,557	2,818
TOTAL CRIMINAL CASES .....	4,790	74	164	500	429	330	406	382	347	275	764	232	887
TOTAL CIVIL CASES .....	20,249	762	661	1,852	1,735	1,810	2,371	2,056	1,725	1,217	2,804	1,325	1,931
U. S. CASES .....	5,820	470	254	491	400	471	387	536	485	401	963	429	533
U. S. PLAINTIFF .....	964	38	48	77	48	31	98	62	71	89	197	89	116
NEGOTIABLE INSTRUMENTS .....	22	2	3	3	1	-	-	-	1	3	4	2	3
OTHER CONTRACT ACTIONS .....	74	4	10	8	4	3	15	2	2	3	12	3	8
CONDEMNATION OF LAND .....	55	-	5	-	1	13	5	1	2	12	10	5	1
OTHER REAL PROPERTY ACTIONS .....	81	6	6	11	4	3	7	-	4	11	10	12	7
PERSONAL PROPERTY TORT ACTIONS .....	7	-	-	-	2	-	2	-	-	-	3	-	-
CIVIL RIGHTS:													
EMPLOYMENT .....	51	-	-	2	1	1	12	7	1	4	4	16	3
OTHER CIVIL RIGHTS .....	26	-	-	1	2	1	4	2	1	1	9	1	4
FORFEITURE AND PENALTY .....	128	1	9	10	5	5	16	7	8	6	34	3	24
FAIR LABOR STANDARDS ACT .....	47	2	3	5	2	-	6	10	1	10	1	5	2
LABOR MANAGEMENT RELATIONS ACT .....	23	1	1	1	5	-	3	1	1	-	7	2	1
OTHER LABOR .....	39	-	1	1	6	-	6	2	4	2	7	8	2
SECURITIES, COMMODITIES AND EXCHANGES .....	29	-	-	3	2	-	1	5	3	3	5	3	4
TAX SUITS .....	209	1	6	15	7	4	10	15	24	30	64	16	17
ALL OTHER .....	173	21	4	17	6	1	11	10	19	4	27	13	40
U. S. DEFENDANT .....	4,856	432	206	414	352	440	289	474	414	312	766	340	417
CONTRACT ACTIONS .....	136	6	9	13	10	14	7	12	8	10	28	8	11
REAL PROPERTY ACTIONS .....	80	1	6	3	1	7	7	2	5	15	20	9	4
TORT ACTIONS .....	496	38	21	46	28	29	40	29	26	23	150	26	40
CIVIL RIGHTS:													
EMPLOYMENT .....	230	55	8	7	5	23	21	13	19	12	23	14	30
OTHER CIVIL RIGHTS .....	402	64	23	33	32	19	25	13	44	30	73	26	20
PRISONER PETITIONS:													
MOTIONS TO VACATE SENTENCE .....	388	-	2	42	24	54	36	55	33	36	44	33	29
HABEAS CORPUS .....	440	9	11	41	40	18	12	34	84	32	58	61	40
PRISONER CIVIL RIGHTS .....	262	23	9	6	28	23	5	25	58	25	25	40	15
OTHER PRISONER PETITIONS .....	148	3	2	6	24	50	2	6	21	14	1	12	7
LABOR SUITS .....	84	14	10	10	2	8	4	7	5	3	10	2	9
SOCIAL SECURITY LAWS .....	992	15	66	101	96	110	63	200	38	57	108	19	119
TAX SUITS .....	259	1	5	15	9	29	24	25	25	21	48	28	29
ENVIRONMENTAL MATTERS .....	89	12	4	10	11	8	2	3	2	2	26	1	8
FREEDOM OF INFORMATION ACT .....	103	53	4	4	2	7	2	7	2	2	9	2	9
ALL OTHER .....	727	138	26	77	40	41	39	43	44	30	143	59	47

TABLE B-7. U.S. COURTS OF APPEALS  
NATURE OF SUIT OR OFFENSE OF APPEALS ARISING FROM THE U.S. DISTRICT COURTS BY CIRCUIT  
DURING THE TWELVE MONTH PERIOD ENDED JUN. 30, 1983

NATURE OF SUIT OR OFFENSE	CIRCUIT												
	TOTAL	D.C.	FIRST	SECOND	THIRD	FOURTH	FIFTH	SIXTH	SEVENTH	EIGHTH	NINTH	TENTH	ELEVENTH
PRIVATE CASES .....	14,429	292	407	1,361	1,335	1,339	1,984	1,520	1,240	816	1,841	896	1,398
FEDERAL QUESTION .....	10,769	177	291	1,059	888	1,062	1,492	1,197	962	550	1,423	587	1,081
MARINE CONTRACT .....	229	-	10	49	6	14	71	2	-	7	31	-	39
OTHER CONTRACT ACTIONS .....	172	3	6	22	8	4	9	22	9	10	43	11	25
EMPLOYERS LIABILITY ACT .....	77	3	5	8	9	4	9	8	1	13	12	2	3
MARINE INJURY .....	282	-	3	18	3	7	196	7	-	2	33	1	12
OTHER TORT ACTIONS .....	248	16	6	29	15	9	40	26	13	9	35	10	40
ANTITRUST .....	345	14	10	41	41	16	29	18	39	21	70	23	23
CIVIL RIGHTS:													
EMPLOYMENT .....	1,137	25	18	87	85	91	158	135	107	88	139	50	154
OTHER CIVIL RIGHTS .....	1,906	29	103	186	137	99	214	256	218	132	256	110	166
PRISONER PETITIONS:													
HABEAS CORPUS .....	1,683	6	32	190	36	140	361	216	201	49	152	80	220
PRISONER CIVIL RIGHTS .....	2,297	23	20	116	306	536	221	252	177	102	168	153	223
OTHER PRISONER PETITIONS .....	89	1	-	3	4	24	5	2	7	2	1	20	20
LABOR MANAGEMENT RELATIONS ACT .....	423	6	8	42	49	9	26	101	33	29	93	6	21
LABOR MANAGEMENT REPORTING													
AND DISCLOSURE ACT .....	43	2	-	5	9	1	-	8	3	1	11	-	3
RAILWAY LABOR ACT .....	43	-	-	5	1	2	5	8	5	3	6	1	4
OTHER LABOR .....	336	18	13	31	59	20	29	39	21	8	67	12	19
COPYRIGHT, PATENT, & TRADEMARK .....	334	5	12	68	30	15	34	24	26	16	68	16	20
SECURITIES, COMMODITIES & EXCH. .....	308	5	4	62	21	14	15	24	30	7	51	46	29
CONST. OF STATE STATUTES .....	116	-	7	13	4	13	9	8	7	11	23	8	13
ALL OTHER .....	701	21	31	84	65	44	61	41	65	40	164	38	47
DIVERSITY OF CITIZENSHIP .....	3,610	115	116	302	400	277	491	323	278	266	416	309	317
INSURANCE .....	522	5	11	32	70	41	53	51	30	31	72	37	89
OTHER CONTRACT ACTIONS .....	1,461	39	52	149	160	124	163	102	152	108	167	128	117
REAL PROPERTY ACTIONS .....	202	4	7	14	24	19	15	14	5	17	43	34	6
PERSONAL INJURY - MOTOR													
VEHICLE .....	171	6	3	7	19	9	33	20	11	25	11	14	13
PERSONAL INJURY - OTHER .....	402	33	10	20	50	34	73	46	24	25	26	35	26
OTHER TORT ACTIONS .....	840	28	33	79	75	50	154	89	48	60	97	61	66
ALL OTHER .....	12	-	-	1	2	-	-	1	8	-	-	-	-
GENERAL LOCAL JURISDICTION .....	50	-	-	-	47	-	1	-	-	-	2	-	-
CONTRACT ACTIONS .....	9	-	-	-	8	-	-	-	-	-	1	-	-
REAL PROPERTY ACTIONS .....	7	-	-	-	7	-	-	-	-	-	-	-	-
TORT ACTIONS .....	14	-	-	-	14	-	-	-	-	-	-	-	-
PRISONER PETITIONS .....	-	-	-	-	-	-	-	-	-	-	-	-	-
ALL OTHER .....	20	-	-	-	18	-	1	-	-	-	1	-	-



TABLE B-7. U.S. COURTS OF APPEALS  
NATURE OF SUIT OR OFFENSE OF APPEALS ARISING FROM THE U.S. DISTRICT COURTS BY CIRCUIT  
DURING THE TWELVE MONTH PERIOD ENDED JUN. 30, 1983

NATURE OF SUIT OR OFFENSE	CIRCUIT												
	TOTAL	D.C.	FIRST	SECOND	THIRD	FOURTH	FIFTH	SIXTH	SEVENTH	EIGHTH	NINTH	TENTH	ELEVENTH
TOTAL CRIMINAL CASES .....	4,790	74	164	500	429	330	406	382	347	275	764	232	887
HOMICIDE, TOTAL .....	54	1	-	-	2	4	6	2	8	6	20	5	-
MURDER, FIRST DEGREE .....	35	1	-	-	2	2	5	1	6	1	12	5	-
OTHER HOMICIDE .....	19	-	-	-	-	2	1	1	2	5	8	-	-
ROBBERY, TOTAL .....	322	2	8	31	43	38	8	27	20	20	71	10	44
BANK .....	296	2	7	29	37	32	6	26	19	19	70	10	39
OTHER ROBBERY .....	26	-	1	2	6	6	2	1	1	1	1	-	5
ASSAULT .....	90	-	-	1	11	18	4	5	8	13	13	10	7
BURGLARY .....	5	-	-	-	-	1	-	1	-	-	3	-	-
LARCENY AND THEFT, TOTAL .....	287	8	5	30	32	29	20	17	28	15	56	11	36
INTERSTATE COMMERCE .....	57	-	1	12	11	3	7	1	7	2	3	1	9
TRANSPORTATION, ETC. OF STOLEN	83	6	2	7	7	6	6	7	14	6	12	1	9
PROPERTY .....	47	-	-	6	6	4	2	4	1	1	13	4	6
POSTAL .....	100	2	2	5	8	15	5	5	6	6	28	5	12
OTHER LARCENY AND THEFT .....													
EMBEZZLEMENT .....	99	-	4	9	2	6	5	9	15	13	19	6	11
FRAUD, TOTAL .....	818	4	27	98	93	38	75	93	69	52	121	50	98
INCOME TAX .....	230	-	9	24	36	7	22	20	9	16	48	18	21
POSTAL AND INTERSTATE WIRE,													
RADIO, ETC .....	286	-	8	40	35	11	20	44	27	22	29	22	28
LENDING AND CREDIT .....	42	1	3	1	2	2	4	1	5	5	4	3	11
FALSE CLAIMS AND STATEMENTS .....	109	1	4	13	5	10	17	7	11	3	12	-	26
OTHER FRAUD .....	151	2	3	20	15	8	12	21	17	6	28	7	12
AUTO THEFT .....	52	-	1	5	2	8	5	9	3	3	5	2	9
FORGERY AND COUNTERFEITING .....	191	3	4	18	14	12	22	13	16	9	26	11	43

TABLE B-7. U.S. COURTS OF APPEALS  
NATURE OF SUIT OR OFFENSE OF APPEALS ARISING FROM THE U.S. DISTRICT COURTS BY CIRCUIT  
DURING THE TWELVE MONTH PERIOD ENDED JUN. 30, 1983

NATURE OF SUIT OR OFFENSE	CIRCUIT												
	TOTAL	D.C.	FIRST	SECOND	THIRD	FOURTH	FIFTH	SIXTH	SEVENTH	EIGHTH	NINTH	TENTH	ELEVENTH
SEX OFFENSES .....	22	1	-	-	3	-	-	2	1	7	6	2	-
DRUG ABUSE PREVENTION AND CONTROL ACT, TOTAL .....	1,774	38	80	193	125	111	146	121	103	60	253	55	481
DAPCA MARIHUANA .....	617	5	46	42	25	42	54	28	27	26	45	10	267
DAPCA NARCOTICS .....	814	28	31	131	44	64	53	51	62	32	136	28	154
DAPCA CONTROLLED SUBSTANCES .....	343	5	3	20	56	5	39	42	14	10	72	17	60
MISCELLANEOUS GENERAL OFFENSES, TOTAL .....	708	11	20	85	74	54	53	64	55	53	101	42	96
BRIBERY .....	28	3	4	5	2	2	1	-	-	-	9	-	2
EXTORTION, RACKETEERING AND THREATS .....	158	-	6	37	16	6	9	14	10	5	25	6	24
GAMBLING, LOTTERY .....	27	-	-	-	8	-	-	-	1	2	5	11	-
KIDNAPPING .....	32	-	-	-	8	1	2	-	5	5	3	2	6
FIREARMS, WEAPONS .....	293	7	7	25	23	24	22	37	20	30	34	17	47
ESCAPE .....	55	1	1	-	3	5	9	9	-	3	14	3	7
PERJURY .....	29	-	1	6	-	2	7	1	-	6	2	-	4
OTHER MISCELLANEOUS GENERAL OFFENSES .....	86	-	1	12	14	14	3	3	19	2	9	3	6
IMMIGRATION LAWS .....	94	-	4	7	1	-	24	3	3	-	38	5	9
LIQUOR, INTERNAL REVENUE .....	1	-	-	-	-	1	-	-	-	-	-	-	-
FEDERAL STATUTES .....	273	6	11	23	27	10	38	16	18	16	32	23	53

TABLE C 1. U.S. DISTRICT COURTS  
CIVIL CASES COMMENCED, TERMINATED AND PENDING DURING THE TWELVE MONTH PERIOD ENDED JUNE 30, 1983

CIRCUIT AND DISTRICT	TOTAL CIVIL CASES				U.S. CIVIL CASES				PRIVATE CIVIL CASES			
	PENDING JUNE 30, 1982	COM- MENCED	TERMI- NATED	PENDING JUNE 30, 1983	PENDING JUNE 30, 1982	COM- MENCED	TERMI- NATED	PENDING JUNE 30, 1983	PENDING JUNE 30, 1982	COM- MENCED	TERMI- NATED	PENDING JUNE 30, 1983
TOTAL . . .	205,434	241,842	215,356	231,920	57,966	95,803	83,811	69,956	147,468	146,039	131,545	161,962
DC . . . . .	2,890	3,967	3,947	2,910	1,287	1,483	1,549	1,221	1,603	2,484	2,398	1,689
1ST . . . . .	10,884	10,320	8,963	12,241	2,863	3,990	3,481	3,372	8,021	6,330	5,482	8,865
ME . . . . .	906	864	778	992	298	472	445	325	608	392	333	667
MA . . . . .	5,980	4,657	3,286	7,351	1,371	1,689	1,337	1,723	4,609	2,968	1,949	5,628
NH . . . . .	762	802	809	755	170	333	312	191	592	469	497	564
RI . . . . .	1,348	818	1,126	1,040	283	292	356	219	1,065	526	770	821
PR . . . . .	1,888	3,179	2,964	2,103	741	1,204	1,031	914	1,147	1,975	1,933	1,189
2ND . . . . .	22,344	21,255	18,186	25,413	4,919	6,089	5,010	5,998	17,425	15,166	13,176	19,415
CT . . . . .	3,897	2,686	2,301	4,282	926	984	928	982	2,971	1,702	1,373	3,300
NY,N . . . . .	2,078	1,665	1,251	2,492	566	456	376	646	1,512	1,209	875	1,846
NY,E . . . . .	5,026	5,276	4,145	6,157	1,649	2,393	1,785	2,257	3,377	2,883	2,360	3,900
NY,S . . . . .	9,091	9,754	8,956	9,889	1,169	1,538	1,304	1,403	7,922	8,216	7,652	8,486
NY,W . . . . .	1,761	1,384	1,101	2,044	438	492	384	546	1,323	892	717	1,498
VT . . . . .	491	490	432	549	171	226	233	164	320	264	199	385
3RD . . . . .	13,638	18,326	16,255	15,709	2,400	5,032	4,029	3,403	11,238	13,294	12,226	12,306
DE . . . . .	718	867	813	772	104	177	164	117	614	690	649	655
NJ . . . . .	3,412	4,947	3,997	4,362	784	1,554	1,184	1,154	2,628	3,393	2,813	3,208
PA,E . . . . .	4,930	6,422	6,123	5,229	624	1,035	835	824	4,306	5,387	5,288	4,405
PAM . . . . .	1,256	1,788	1,593	1,451	370	727	593	504	886	1,061	1,000	947
PA,W . . . . .	2,038	3,601	3,087	2,552	501	1,524	1,244	781	1,537	2,077	1,843	1,771
VI . . . . .	1,284	701	642	1,343	17	15	9	23	1,267	686	633	1,320

TABLE C 1. U.S. DISTRICT COURTS  
CIVIL CASES COMMENCED, TERMINATED AND PENDING DURING THE TWELVE MONTH PERIOD ENDED JUNE 30, 1983

CIRCUIT AND DISTRICT	TOTAL CIVIL CASES				U.S. CIVIL CASES				PRIVATE CIVIL CASES			
	PENDING JUNE 30, 1982	COM- MENCED	TERMI- NATED	PENDING JUNE 30, 1983	PENDING JUNE 30, 1982	COM- MENCED	TERMI- NATED	PENDING JUNE 30, 1983	PENDING JUNE 30, 1982	COM- MENCED	TERMI- NATED	PENDING JUNE 30, 1983
4TH ...	16,092	21,517	19,946	17,663	5,457	9,608	8,796	6,269	10,635	11,909	11,150	11,394
MD .....	3,466	4,309	3,786	3,989	895	1,772	1,676	991	2,571	2,537	2,110	2,998
NC,E .....	1,460	2,167	2,153	1,474	582	1,188	1,138	632	878	979	1,015	842
NC,M .....	900	1,216	1,207	909	428	792	796	424	472	424	411	485
NC,W .....	908	1,540	1,495	953	412	913	874	451	496	627	621	502
SC .....	2,893	3,348	3,396	2,845	1,171	1,372	1,470	1,073	1,722	1,976	1,926	1,772
VA,E .....	2,070	3,338	3,236	2,172	383	697	554	526	1,687	2,641	2,682	1,646
VA,W .....	1,493	2,799	2,521	1,771	565	1,649	1,346	868	928	1,150	1,175	903
WV,N .....	1,101	886	579	1,308	464	424	303	585	637	462	376	723
WV,S .....	1,801	1,914	1,473	2,242	557	801	639	719	1,244	1,113	834	1,523
5TH ...	29,535	31,514	25,677	35,372	5,110	10,776	7,882	8,004	24,425	20,738	17,795	27,368
LA,E .....	6,608	6,698	6,042	7,264	533	1,690	1,358	865	6,075	5,008	4,684	6,399
LA,M .....	1,189	1,368	1,121	1,436	158	353	331	180	1,031	1,015	790	1,256
LA,W .....	2,832	3,216	2,861	3,187	707	1,297	1,247	757	2,125	1,919	1,614	2,430
MS,N .....	961	1,304	1,041	1,224	254	509	336	427	707	795	705	797
MS,S .....	2,576	2,338	1,668	3,246	420	806	567	659	2,156	1,532	1,101	2,587
TX,N .....	3,603	3,589	3,345	3,847	714	844	874	684	2,889	2,745	2,471	3,163
TX,E .....	3,262	2,243	1,771	3,734	674	452	451	675	2,588	1,791	1,320	3,059
TX,S .....	6,166	7,691	5,534	8,323	906	3,160	1,630	2,436	5,260	4,531	3,904	5,887
TX,W .....	2,338	3,067	2,294	3,111	744	1,665	1,088	1,321	1,594	1,402	1,206	1,790
6TH ...	23,985	28,775	24,882	27,878	8,563	14,639	11,959	11,243	15,422	14,136	12,923	16,635
KY,E .....	3,170	1,824	2,133	2,861	2,085	1,036	1,498	1,623	1,085	788	635	1,238
KY,W .....	1,772	1,813	1,477	2,108	518	729	519	728	1,254	1,084	958	1,380
MI,E .....	5,641	6,828	6,102	6,367	1,471	2,494	2,087	1,878	4,170	4,334	4,015	4,489
MI,W .....	1,713	2,295	1,908	2,100	635	1,368	971	1,032	1,078	927	937	1,068
OH,N .....	4,814	6,112	5,049	5,877	1,501	3,732	2,663	2,570	3,313	2,380	2,386	3,307
OH,S .....	3,779	5,537	4,326	4,990	1,385	3,451	2,562	2,274	2,394	2,086	1,764	2,716
TN,E .....	839	1,739	1,605	973	351	728	697	382	488	1,011	908	591
TN,M .....	854	1,303	1,294	863	293	594	577	310	561	709	717	553
TN,W .....	1,403	1,324	988	1,739	324	507	385	446	1,079	817	603	1,293

TABLE C 1. U.S. DISTRICT COURTS  
CIVIL CASES COMMENCED, TERMINATED AND PENDING DURING THE TWELVE MONTH PERIOD ENDED JUNE 30, 1983

CIRCUIT AND DISTRICT	TOTAL CIVIL CASES				U.S. CIVIL CASES				PRIVATE CIVIL CASES			
	PENDING JUNE 30, 1982	COM- MENCED	TERMI- NATED	PENDING JUNE 30, 1983	PENDING JUNE 30, 1982	COM- MENCED	TERMI- NATED	PENDING JUNE 30, 1983	PENDING JUNE 30, 1982	COM- MENCED	TERMI- NATED	PENDING JUNE 30, 1983
7TH ...	17,058	18,244	18,462	16,840	5,142	6,086	6,792	4,436	11,916	12,158	11,670	12,404
IL,N .....	7,172	8,394	8,076	7,490	1,443	1,893	1,575	1,761	5,729	6,501	6,501	5,729
IL,C .....	1,050	1,278	964	1,364	255	339	298	296	795	939	666	1,068
IL,S .....	1,268	1,230	1,313	1,185	369	434	487	316	899	796	826	869
IN,N .....	2,404	1,875	2,022	2,257	985	753	1,069	669	1,419	1,122	953	1,588
IN,S .....	2,928	2,630	3,108	2,450	1,457	1,393	2,033	817	1,471	1,237	1,075	1,633
WI,E .....	1,431	1,692	1,619	1,504	399	746	734	411	1,032	946	885	1,055
WI,W .....	805	1,145	1,360	590	234	528	596	166	571	617	764	424
8TH ...	12,694	17,266	15,807	14,153	3,958	8,652	7,642	4,968	8,736	8,614	8,165	9,185
AR,E .....	1,905	2,109	2,026	1,988	635	1,029	955	709	1,270	1,080	1,071	1,279
AR,W .....	846	1,123	1,041	928	276	603	474	405	570	520	567	523
IA,N .....	475	747	619	603	135	344	273	206	340	403	346	397
IA,S .....	1,064	1,084	917	1,231	227	382	306	303	837	702	611	928
MN .....	2,281	3,617	3,436	2,462	848	2,261	2,173	936	1,433	1,356	1,263	1,526
MO,E .....	1,762	3,241	2,719	2,284	425	1,472	1,172	725	1,337	1,769	1,547	1,559
MO,W .....	2,224	2,787	2,560	2,451	735	1,415	1,202	948	1,489	1,372	1,358	1,503
NE .....	1,188	1,582	1,464	1,306	355	674	605	424	833	908	859	882
ND .....	377	415	389	403	142	207	212	137	235	208	177	266
SD .....	572	551	636	497	180	265	270	175	392	296	366	322
9TH ...	26,651	33,799	30,147	30,303	9,662	15,855	14,577	10,940	16,989	17,944	15,570	17,363
AK .....	831	702	642	891	289	319	302	306	542	383	340	585
AZ .....	1,985	3,347	3,247	2,085	760	1,909	1,908	761	1,225	1,438	1,339	1,324
CA,N .....	4,199	7,173	6,865	4,507	1,720	4,243	4,298	1,665	2,479	2,930	2,567	2,842
CA,E .....	2,122	1,897	1,318	2,701	950	799	548	1,201	1,172	1,098	770	1,500
CA,C .....	5,375	7,933	7,193	6,115	1,216	2,414	2,223	1,407	4,159	5,519	4,970	4,708
CA,S .....	1,673	2,306	1,972	2,007	872	1,461	1,293	1,040	801	845	679	967
HI .....	1,020	1,136	715	1,441	214	489	296	407	806	647	419	1,034
ID .....	851	904	930	825	357	514	526	345	494	390	404	480
MT .....	890	860	692	1,058	279	302	269	312	611	558	423	746
NV .....	1,336	1,379	932	1,783	305	536	458	383	1,031	843	474	1,400
OR .....	1,829	2,359	2,221	1,967	472	990	790	672	1,357	1,369	1,431	1,295
WA,E .....	875	1,010	806	1,079	424	469	409	484	451	541	397	595
WA,W .....	2,619	2,622	2,458	2,783	983	1,348	1,206	1,131	1,630	1,274	1,252	1,652
GUAM .....	943	100	85	958	809	48	42	815	134	52	43	143
NMI .....	103	71	71	103	6	14	9	11	97	57	62	92

TABLE C 1. U.S. DISTRICT COURTS  
CIVIL CASES COMMENCED, TERMINATED AND PENDING DURING THE TWELVE MONTH PERIOD ENDED JUNE 30, 1983

CIRCUIT AND DISTRICT	TOTAL CIVIL CASES				U. S. CIVIL CASES				PRIVATE CIVIL CASES			
	PENDING JUNE 30, 1982	COM- MENCED	TERMI- NATED	PENDING JUNE 30, 1983	PENDING JUNE 30, 1982	COM- MENCED	TERMI- NATED	PENDING JUNE 30, 1983	PENDING JUNE 30, 1982	COM- MENCED	TERMI- NATED	PENDING JUNE 30, 1983
10TH ..	9,445	13,941	11,932	11,454	2,344	5,579	4,739	3,184	7,101	8,362	7,193	8,270
CO .....	2,205	2,373	2,216	2,362	537	593	643	493	1,668	1,774	1,573	1,869
KS .....	2,248	2,455	2,078	2,625	463	1,096	935	624	1,785	1,359	1,143	2,001
NM .....	1,032	1,986	1,616	1,402	282	1,096	847	531	750	890	769	871
OK,N .....	888	1,133	1,033	988	314	444	459	299	574	689	574	689
OK,E .....	366	690	601	455	80	260	182	158	286	430	419	297
OK,W .....	1,232	2,999	2,451	1,780	248	1,079	792	535	984	1,920	1,659	1,245
UT .....	1,167	1,765	1,419	1,513	338	809	689	458	829	956	730	1,055
WY .....	307	540	518	329	82	196	192	86	225	344	326	243
11TH ..	20,218	22,918	21,152	21,984	6,261	8,014	7,355	6,920	13,957	14,904	13,797	15,064
AL,N .....	2,112	3,617	3,275	2,454	650	1,825	1,437	1,038	1,462	1,792	1,838	1,416
AL,M .....	1,057	1,449	1,342	1,184	205	527	424	308	852	922	918	856
AL,S .....	913	1,514	1,250	1,177	174	585	420	339	739	929	830	838
FL,N .....	869	1,016	961	924	252	335	303	284	617	681	658	640
FL,M .....	4,397	3,984	3,954	4,427	1,180	1,115	1,152	1,143	3,217	2,869	2,802	3,284
FL,S .....	5,590	4,492	4,388	5,694	2,697	1,711	1,961	2,447	2,893	2,781	2,427	3,247
GA,N .....	3,056	3,852	3,355	3,553	534	825	728	631	2,522	3,027	2,627	2,922
GA,M .....	1,003	1,490	1,291	1,202	302	627	523	406	701	863	768	796
GA,S .....	1,221	1,504	1,336	1,389	267	464	407	324	954	1,040	929	1,065



TABLE C 2. U. S. DISTRICT COURTS  
CIVIL CASES COMMENCED, BY BASIS OF JURISDICTION AND NATURE OF SUIT  
DURING THE TWELVE MONTH PERIODS ENDED JUNE 30, 1982 AND 1983

NATURE OF SUIT	1982	TOTAL	1983				
			U. S. CASES		PRIVATE CASES		
			PLAINTIFF	DEFENDANT	FEDERAL QUESTION	DIVERSITY OF CITIZENSHIP	LOCAL JURISDICTION
TOTAL CASES .....	206,193	241,842	59,922	35,881	87,936	57,421	683
CONTRACT ACTIONS, TOTAL .....	67,276	84,017	46,126	926	7,078	29,782	105
INSURANCE .....	5,324	6,184	-	233	-	5,934	17
MARINE .....	5,552	5,721	56	23	5,628	-	14
MILLER ACT .....	866	1,168	-	-	1,168	-	-
NEGOTIABLE INSTRUMENTS .....	3,987	5,292	3,570	18	-	1,697	7
RECOVERY OF OVERPAYMENTS AND ENFORCEMENT OF JUDGMENTS .....	30,048	41,213	41,066	9	-	138	-
OTHER CONTRACT ACTIONS .....	21,499	24,439	1,434	643	282	22,013	67
REAL PROPERTY ACTIONS, TOTAL .....	8,812	9,667	5,095	577	1,192	2,768	35
CONDEMNATION OF LAND .....	1,055	985	885	32	48	17	3
FORECLOSURE .....	5,754	6,382	3,904	-	977	1,487	14
RENT, LEASE, AND EJECTMENT .....	326	398	96	24	-	271	7
TORTS TO LAND .....	555	613	42	55	167	348	1
OTHER REAL PROPERTY ACTIONS .....	1,122	1,289	168	466	-	645	10
TORT ACTIONS, TOTAL .....	34,218	36,484	197	2,887	8,295	24,871	234
PERSONAL INJURY:							
AIRPLANE .....	963	1,129	-	152	76	901	-
ASSAULT, LIBEL, AND SLANDER .....	837	1,040	-	81	102	847	10
EMPLOYERS' LIABILITY ACT .....	2,017	2,102	-	-	2,102	-	-
MARINE .....	5,394	4,993	-	156	4,053	781	3
MOTOR VEHICLE .....	6,651	6,987	-	601	171	6,138	77
MEDICAL MALPRACTICE .....	997	1,496	-	458	-	1,024	14
OTHER PERSONAL INJURY .....	13,275	14,405	-	1,172	244	12,864	125
PERSONAL PROPERTY DAMAGE:							
FRAUD INCLUDING TRUTH IN LENDING .....	1,617	1,848	104	13	941	786	4
OTHER PERSONAL PROPERTY DAMAGE .....	2,467	2,484	93	254	606	1,530	1

TABLE C 2. U. S. DISTRICT COURTS  
CIVIL CASES COMMENCED, BY BASIS OF JURISDICTION AND NATURE OF SUIT  
DURING THE TWELVE MONTH PERIODS ENDED JUNE 30, 1982 AND 1983

NATURE OF SUIT	1982	1983					
		TOTAL	U. S. CASES		PRIVATE CASES		
			PLAINTIFF	DEFENDANT	FEDERAL QUESTION	DIVERSITY OF CITIZENSHIP	LOCAL JURISDICTION
ACTIONS UNDER STATUTES, TOTAL	95,295	111,100	8,504	31,478	71,093	-	25
ANTITRUST	1,066	1,213	15	6	1,192	-	-
BANKRUPTCY SUITS:							
TRUSTEE	119	360	-	4	356	-	-
TRANSFER (915B)	50	212	1	2	209	-	-
APPEAL (801)	2,171	3,203	45	55	3,103	-	-
BANKS AND BANKING	286	344	63	72	209	-	-
CIVIL RIGHTS:							
VOTING	170	175	1	6	168	-	-
EMPLOYMENT	7,689	9,097	170	808	8,121	-	-
ACCOMMODATIONS	237	296	9	25	262	-	-
WELFARE	215	229	2	47	180	-	-
OTHER CIVIL RIGHTS	8,727	9,938	46	825	9,067	-	-
COMMERCE (ICC RATES, ETC.)	1,057	1,043	92	20	931	-	-
ECONOMIC STABILIZATION ACT	27	42	2	11	29	-	-
ENVIRONMENTAL MATTERS	394	465	196	184	85	-	-
DEPORTATION	134	141	-	141	-	-	-
PRISONER PETITIONS:							
MOTIONS TO VACATE SENTENCE	1,186	1,311	-	1,311	-	-	-
HABEAS CORPUS	9,986	10,446	-	1,914	8,523	-	9
MANDAMUS AND OTHER	556	541	-	339	202	-	-
CIVIL RIGHTS	17,575	18,477	-	790	17,686	-	1
FORFEITURE AND PENALTY:							
AGRICULTURAL ACTS	78	67	67	-	-	-	-
FOOD AND DRUG ACT	316	417	417	-	-	-	-
AIR TRAFFIC REGULATIONS	56	47	47	-	-	-	-
OCCUPATIONAL SAFETY AND HEALTH ACT	217	129	129	-	-	-	-
OTHER FORFEITURE AND PENALTY SUITS	2,673	2,803	2,803	-	-	-	-

TABLE C 2. U.S. DISTRICT COURTS  
CIVIL CASES COMMENCED, BY BASIS OF JURISDICTION AND NATURE OF SUIT  
DURING THE TWELVE MONTH PERIODS ENDED JUNE 30, 1982 AND 1983

NATURE OF SUIT	1982	TOTAL	1983				
			U. S. CASES		PRIVATE CASES		
			PLAINTIFF	DEFENDANT	FEDERAL QUESTION	DIVERSITY OF CITIZENSHIP	LOCAL JURISDICTION
ACTIONS UNDER STATUTES, CONTINUED							
LABOR LAWS:							
FAIR LABOR STANDARDS ACT . . . . .	1,527	1,383	809	12	562	-	-
LABOR MANAGEMENT RELATIONS ACT . . . . .	4,206	4,208	155	36	4,017	-	-
LABOR MANAGEMENT REPORTING AND DISCLOSURE ACT . . . . .	298	271	38	6	227	-	-
RAILWAY LABOR ACT . . . . .	210	190	1	7	182	-	-
OTHER LABOR LITIGATION . . . . .	3,986	4,981	208	87	4,686	-	-
PROTECTED PROPERTY RIGHTS:							
COPYRIGHT . . . . .	1,746	2,226	-	-	2,226	-	-
PATENT . . . . .	843	1,002	-	-	1,002	-	-
TRADEMARK . . . . .	2,003	2,185	-	-	2,185	-	-
SECURITIES, COMMODITIES, AND EXCHANGES . . . . .	2,376	2,915	155	71	2,689	-	-
SOCIAL SECURITY LAWS:							
HEALTH INSURANCE . . . . .	461	471	-	471	-	-	-
BLACK LUNG CASES . . . . .	180	96	-	96	-	-	-
DISABILITY INSURANCE . . . . .	8,002	15,169	-	15,169	-	-	-
SUPPLEMENTAL SECURITY INCOME . . . . .	2,378	3,595	-	3,595	-	-	-
RETIREMENT AND SURVIVORS BENEFITS . . . . .	138	329	-	329	-	-	-
OTHER . . . . .	1,653	655	-	655	-	-	-
STATE REAPPORTIONMENT SUITS . . . . .	33	6	-	-	6	-	-
TAX SUITS . . . . .	4,221	4,132	2,296	1,821	-	-	15
CUSTOMER CHALLENGE . . . . .	13	55	-	55	-	-	-
FREEDOM OF INFORMATION ACT OF 1974 . . . . .	381	454	1	430	23	-	-
OTHER STATUTORY ACTIONS . . . . .	5,655	5,781	736	2,080	2,965	-	-
OTHER ACTIONS, TOTAL . . . . .	592	574	-	13	277	-	284
DOMESTIC RELATIONS . . . . .	5	5	-	-	-	-	5
INSANITY . . . . .	113	162	-	-	-	-	162
PROBATE . . . . .	1	4	-	-	-	-	4
SUITS INVOLVING LOCAL OFFICIALS . . . . .	323	280	-	12	268	-	-
OTHER . . . . .	150	123	-	1	9	-	113

TABLE C 3. U. S. DISTRICT COURTS  
CIVIL CASES COMMENCED, BY NATURE OF SUIT AND DISTRICT  
DURING THE TWELVE MONTH PERIOD ENDED JUNE 30, 1983

CIRCUIT AND DISTRICT	TOTAL CIVIL CASES	UNITED STATES CASES															
		TOTAL U. S. CIVIL	CON- TRACT	LAND CONDEM- NATION	OTHER REAL PROP- ERTY	TORT ACTIONS	ANTI- TRUST	CIVIL RIGHTS	PRISONER PETITIONS				FORFEIT- URES AND PENAL- TIES	LABOR SUITS	SOCIAL SECURITY	TAX SUITS	ALL OTHER
									MOTIONS TO VACATE SENTENCE	HABEAS CORPUS	CIVIL RIGHTS	MAN- DAMUS AND OTHER					
TOTAL . . . .	241,842	95,803	47,052	917	4,755	3,084	21	1,937	1,311	1,914	790	339	3,463	1,359	20,315	4,172	4,374
DC . . . . .	3,987	1,483	210	2	3	130	4	214	32	35	77	20	4	22	78	24	628
1ST . . . . .	10,320	3,990	1,573	54	350	132	-	48	11	20	13	2	225	108	1,117	173	164
ME . . . . .	864	472	153	2	146	7	-	7	-	2	1	-	5	7	131	6	5
MA . . . . .	4,657	1,689	746	51	56	71	-	27	7	12	6	2	182	43	278	102	106
NH . . . . .	802	333	158	1	11	15	-	3	-	4	1	-	2	30	81	10	17
RI . . . . .	818	292	152	-	-	9	-	4	-	-	2	-	5	6	61	45	8
PR . . . . .	3,179	1,204	364	-	137	30	-	7	4	2	3	-	31	22	566	10	28
2ND . . . . .	21,255	6,089	1,713	4	196	345	5	146	120	249	46	43	282	133	2,031	288	488
CT . . . . .	2,686	984	419	2	61	35	-	14	6	80	21	6	23	28	182	81	26
NY,N . . . . .	1,665	456	40	-	25	38	1	11	1	11	4	3	26	13	232	17	34
NY,E . . . . .	5,276	2,393	898	1	13	117	-	41	48	49	3	10	87	52	905	69	100
NY,S . . . . .	9,754	1,538	185	1	26	132	4	71	60	103	18	23	102	21	423	81	288
NY,W . . . . .	1,384	492	121	-	15	18	-	6	5	6	-	-	36	10	225	15	35
VT . . . . .	490	226	50	-	56	5	-	3	-	-	-	1	8	9	64	25	5
3RD . . . . .	18,326	5,032	1,190	10	227	297	3	121	106	145	109	21	235	109	1,842	356	261
DE . . . . .	867	177	19	2	47	6	1	-	2	-	-	-	5	2	44	33	16
NJ . . . . .	4,947	1,554	376	1	69	126	-	38	25	7	-	2	76	31	586	130	87
PA,E . . . . .	6,422	1,035	67	5	36	108	2	47	42	7	11	-	31	33	485	94	67
PA,M . . . . .	1,788	727	70	1	24	22	-	19	13	126	94	18	8	14	255	26	37
PA,W . . . . .	3,801	1,524	857	1	51	34	-	17	24	4	3	-	112	28	470	71	52
VI . . . . .	701	15	1	-	-	1	-	-	-	1	1	1	3	1	2	2	2

TABLE C 3. U. S. DISTRICT COURTS  
CIVIL CASES COMMENCED, BY NATURE OF SUIT AND DISTRICT  
DURING THE TWELVE MONTH PERIOD ENDED JUNE 30, 1983

CIRCUIT AND DISTRICT	PRIVATE CASES																	
	TOTAL PRIVATE CIVIL	CON- TRACT	REAL PROP- ERTY	FELA	MARINE PERSONAL INJURY	MOTOR VEHICLE PERSONAL INJURY	OTHER PERSONAL INJURY	OTHER TORT ACTIONS	ANTI- TRUST	CIVIL RIGHTS	COM- MERCE	PRISONER PETITIONS			COPYRIGHT PATENT TRADEMARK	LABOR SUITS	ALL OTHER	
												HABEAS CORPUS	CIVIL RIGHTS	MAN- DAMUS AND OTHER				
TOTAL ..	146,039	36,965	3,995	2,102	4,837	6,386	16,207	3,868	1,192	17,798	931	8,532	17,687	202	5,413	9,674	10,250	
DC .....	2,484	454	22	17	-	490	469	53	12	280	6	63	77	9	50	271	203	
1ST ..	6,330	1,258	1,240	83	199	209	1,297	111	39	625	39	124	248	4	249	295	310	
ME .....	392	94	8	15	10	13	104	12	8	42	-	7	7	1	21	24	26	
MA .....	2,988	642	21	63	143	105	886	42	22	354	9	64	104	1	170	193	149	
NH .....	489	126	2	-	2	42	136	13	1	55	-	31	16	-	14	12	19	
RI .....	528	129	3	3	18	24	78	15	6	98	-	11	59	-	31	27	24	
PR .....	1,975	267	1,206	2	26	25	93	29	2	76	30	11	62	2	13	39	92	
2ND ..	15,166	4,700	91	363	485	504	1,370	476	146	1,475	62	795	1,567	23	1,009	813	1,287	
CT .....	1,702	338	15	38	10	73	203	222	15	263	8	65	202	3	74	70	103	
NY,N .....	1,209	113	4	77	3	40	103	17	6	141	4	141	369	4	35	89	63	
NY,E .....	2,883	575	25	78	93	199	484	43	30	339	3	150	144	3	245	200	272	
NY,S .....	8,216	3,525	38	128	376	146	472	182	83	573	40	360	535	8	590	389	771	
NY,W .....	892	88	5	38	3	17	52	9	8	115	6	76	295	4	54	58	64	
VT .....	264	61	4	4	-	29	56	3	4	44	1	3	22	1	11	7	14	
3RD ..	13,294	3,180	123	467	316	997	1,654	352	141	1,221	122	506	1,736	8	432	1,072	967	
DE .....	690	76	2	1	7	44	32	7	5	35	-	37	327	-	49	28	40	
NJ .....	3,393	955	20	17	45	263	387	71	35	508	59	116	255	-	203	263	196	
PA,E .....	5,387	1,317	42	335	248	438	776	203	65	387	51	157	511	1	118	418	320	
PAM .....	1,081	164	11	5	-	89	129	17	8	100	2	71	311	6	22	65	61	
PA,W .....	2,077	585	15	109	13	87	183	49	28	169	10	87	328	1	39	280	94	
VI .....	686	83	33	-	3	76	147	5	-	22	-	38	4	-	1	18	256	

TABLE C 3. U. S. DISTRICT COURTS  
CIVIL CASES COMMENCED, BY NATURE OF SUIT AND DISTRICT  
DURING THE TWELVE MONTH PERIOD ENDED JUNE 30, 1983

CIRCUIT AND DISTRICT	TOTAL CIVIL CASES	UNITED STATES CASES																	
		TOTAL U. S. CIVIL	CON- TRACT	LAND CONDEM- NATION	OTHER REAL PROP- ERTY	TORT ACTIONS	ANTI- TRUST	CIVIL RIGHTS	PRISONER PETITIONS				FORFEIT- URES AND PENAL- TIES	LABOR SUITS	SOCIAL SECURITY	TAX SUITS	ALL OTHER		
									MOTIONS TO VACATE SENTENCE	HABEAS CORPUS	CIVIL RIGHTS	MAN- DAMUS AND OTHER							
4TH . . . .	21,517	9,608	5,099	148	405	227	-	154	135	38	43	7	413	92	2,276	263	308		
MD . . . . .	4,309	1,772	1,179	11	71	34	-	45	37	5	8	1	21	23	185	107	45		
NC,E . . . . .	2,167	1,188	902	14	10	15	-	24	20	3	5	-	49	10	87	15	34		
NC,M . . . . .	1,216	792	674	4	-	8	-	5	11	-	2	-	4	10	53	9	12		
NC,W . . . . .	1,540	913	724	3	3	7	-	6	13	1	-	-	6	3	136	4	7		
SC . . . . .	3,348	1,372	384	10	298	53	-	12	12	4	1	-	46	3	492	25	32		
VA,E . . . . .	3,338	697	109	37	16	80	-	45	24	19	17	6	25	8	169	72	70		
VA,W . . . . .	2,799	1,649	749	2	2	17	-	9	6	2	5	-	168	13	622	11	43		
WV,N . . . . .	886	424	106	67	2	-	-	3	3	3	4	-	41	6	145	12	32		
WV,S . . . . .	1,914	801	272	-	3	13	-	5	9	1	1	-	53	16	387	8	33		
5TH . . . . .	31,514	10,776	7,071	61	409	278	2	190	169	139	68	21	302	107	1,247	452	260		
LA,E . . . . .	6,699	1,690	1,198	1	47	102	1	19	16	4	3	1	17	15	200	37	29		
LA,M . . . . .	1,368	353	263	-	29	5	-	2	-	2	5	-	5	1	32	4	5		
LA,W . . . . .	3,216	1,297	728	1	244	26	-	9	12	-	-	-	6	7	223	23	18		
MS,N . . . . .	1,304	509	321	24	35	14	-	3	8	3	-	-	-	2	76	9	14		
MS,S . . . . .	2,338	806	526	-	23	19	-	15	7	3	-	-	9	4	176	8	16		
TX,N . . . . .	3,589	844	281	8	5	20	1	28	27	43	14	5	61	12	188	88	63		
TX,E . . . . .	2,243	452	175	16	5	6	-	29	5	24	23	2	14	9	116	20	8		
TX,S . . . . .	7,691	3,160	2,486	6	9	40	-	45	46	18	3	7	109	38	104	184	65		
TX,W . . . . .	3,067	1,665	1,093	5	12	46	-	40	48	42	20	6	81	19	132	79	42		
6TH . . . . .	28,775	14,639	6,446	59	639	249	1	201	133	195	117	24	322	136	5,370	354	393		
KY,E . . . . .	1,824	1,036	203	21	65	11	-	3	19	86	44	5	84	6	452	11	26		
KY,W . . . . .	1,813	729	367	6	50	13	-	8	12	2	12	-	10	5	202	13	29		
MI,E . . . . .	6,828	2,494	257	-	23	79	-	51	29	42	29	3	68	21	1,709	100	83		
MI,W . . . . .	2,295	1,368	687	-	12	10	-	6	6	1	1	-	7	7	587	17	27		
OH,N . . . . .	6,112	3,732	2,225	6	271	46	-	46	21	1	4	3	28	36	888	78	79		
OH,S . . . . .	5,537	3,451	1,971	4	196	28	-	29	15	5	6	-	48	30	984	55	80		
TN,E . . . . .	1,739	728	288	12	8	31	1	21	9	1	2	-	52	10	245	23	25		
TN,M . . . . .	1,303	594	293	6	4	8	-	6	9	2	2	2	11	5	192	33	21		
TN,W . . . . .	1,324	507	155	4	10	23	-	31	11	55	17	11	14	16	111	24	22		



TABLE C 3. U. S. DISTRICT COURTS  
CIVIL CASES COMMENCED, BY NATURE OF SUIT AND DISTRICT  
DURING THE TWELVE MONTH PERIOD ENDED JUNE 30, 1983

CIRCUIT AND DISTRICT	PRIVATE CASES													PRISONER PETITIONS			COPYRIGHT PATENT TRADEMARK	LABOR SUITS	ALL OTHER
	TOTAL PRIVATE CIVIL	CON- TRACT	REAL PROP- ERTY	FELA	MARINE PERSONAL INJURY	MOTOR VEHICLE PERSONAL INJURY	OTHER PERSONAL INJURY	OTHER TORT ACTIONS	ANTI- TRUST	CIVIL RIGHTS	COM- MERCE	HABEAS CORPUS	CIVIL RIGHTS	MAN- DAMUS AND OTHER					
4TH ..	11,909	2,656	135	135	194	710	1,342	313	67	1,341	23	948	2,452	15		309	550	719	
MD .....	2,537	541	29	55	45	134	338	49	18	271	9	179	451	3		51	149	217	
N.C.E. ....	979	132	4	-	10	26	46	14	5	79	-	125	423	-		62	13	40	
N.C.M. ....	424	58	1	-	1	11	23	5	2	81	1	67	104	-		27	15	28	
N.C.W. ....	627	174	4	-	2	23	36	20	8	91	-	71	101	-		42	18	37	
SC .....	1,976	640	25	8	13	246	367	118	15	196	3	72	79	2		54	36	102	
V.A.E. ....	2,641	589	41	7	105	115	164	55	14	309	8	212	778	9		49	59	127	
V.A.W. ....	1,150	190	6	20	1	82	77	22	3	159	-	86	356	-		6	56	86	
W.V.N. ....	462	75	10	2	-	21	50	9	1	31	2	87	106	1		8	42	17	
W.V.S. ....	1,113	257	15	43	17	52	243	21	1	124	-	49	54	-		10	162	65	
5TH ..	20,738	5,590	304	148	2,775	838	2,798	687	128	2,009	78	1,193	2,409	26		437	473	845	
L.A.E. ....	5,008	1,364	113	16	1,499	157	580	297	15	339	7	126	291	2		51	61	90	
L.A.M. ....	1,015	138	16	3	41	32	92	11	2	82	1	58	489	-		10	12	28	
L.A.W. ....	1,919	403	41	22	450	80	201	57	8	221	2	114	181	-		31	39	69	
MS.N. ....	795	252	9	-	29	78	86	24	2	94	2	36	150	1		5	6	21	
MS.S. ....	1,532	439	39	3	38	153	465	39	13	154	2	50	52	-		9	21	55	
TX.N. ....	2,745	861	26	16	3	87	272	71	25	315	46	273	230	1		135	129	255	
TX.E. ....	1,791	195	13	24	260	103	521	36	7	151	1	105	284	8		15	34	34	
TX.S. ....	4,531	1,672	35	39	450	84	435	119	28	425	12	286	601	8		137	129	171	
TX.W. ....	1,402	266	12	25	5	64	146	33	28	228	5	145	231	6		44	42	122	
6TH ..	14,130	2,809	137	251	94	572	1,738	257	105	2,676	170	939	1,641	10		383	1,488	866	
KY.E. ....	788	217	19	18	15	48	92	10	7	103	-	54	84	2		14	72	33	
KY.W. ....	1,084	228	17	15	16	44	71	29	12	157	112	97	145	-		21	84	36	
MI.E. ....	4,334	972	49	80	20	129	629	63	23	720	22	202	425	1		119	578	302	
MI.W. ....	927	137	8	15	8	24	119	14	6	170	1	49	195	-		33	95	53	
OH.N. ....	2,380	459	14	84	18	80	194	51	27	646	21	118	84	-		78	352	154	
OH.S. ....	2,086	263	10	27	2	51	354	30	17	383	4	194	351	3		59	197	141	
TN.E. ....	1,011	252	12	11	2	126	141	19	4	181	-	65	82	-		25	43	48	
TN.M. ....	709	164	3	1	1	34	72	22	5	126	2	78	105	2		24	24	46	
TN.W. ....	817	117	5	-	12	36	66	19	4	190	8	82	170	2		10	43	53	

TABLE C 3. U. S. DISTRICT COURTS  
CIVIL CASES COMMENCED, BY NATURE OF SUIT AND DISTRICT  
DURING THE TWELVE MONTH PERIOD ENDED JUNE 30, 1983

CIRCUIT AND DISTRICT	TOTAL CIVIL CASES	UNITED STATES CASES																
		TOTAL U. S. CIVIL	CON- TRACT	LAND CONDEM- NATION	OTHER REAL PROP- ERTY	TORT ACTIONS	ANTI- TRUST	CIVIL RIGHTS	PRISONER PETITIONS				FORFEIT- URES AND PENAL- TIES	LABOR SUITS	SOCIAL SECURITY	TAX SUITS	ALL OTHER	
									MOTIONS TO VACATE SENTENCE	HABEAS CORPUS	CIVIL RIGHTS	MAN- DAMUS AND OTHER						
7TH . . . .	18,244	6,086	2,984	24	629	177	-	145	82	210	125	65	170	87	731	368	289	
IL,N . . . .	8,394	1,893	818	3	91	90	-	71	24	55	20	38	112	49	255	103	164	
IL,C . . . .	1,278	339	139	-	41	19	-	10	6	11	3	-	7	6	50	16	31	
IL,S . . . .	1,230	434	131	-	43	18	-	6	12	62	40	2	14	3	69	17	17	
IN,N . . . .	1,875	753	364	18	112	13	-	7	19	2	-	-	10	3	104	87	14	
IN,S . . . .	2,630	1,393	844	2	185	18	-	12	12	65	38	23	13	7	114	29	31	
WI,E . . . .	1,692	746	402	-	63	14	-	23	5	1	1	-	9	15	100	98	15	
WI,W . . . .	1,145	528	286	1	94	5	-	16	4	14	23	2	5	4	39	18	17	
8TH . . . .	17,266	8,652	5,046	61	584	153	1	130	87	348	83	27	119	93	1,371	280	269	
AR,E . . . .	2,109	1,029	458	6	159	16	-	9	14	2	-	-	8	8	318	11	20	
AR,W . . . .	1,123	603	236	8	62	17	-	4	2	1	1	-	13	5	231	12	11	
IA,N . . . .	747	344	134	-	70	15	-	2	1	2	-	-	3	4	53	53	7	
IA,S . . . .	1,084	382	119	-	02	9	1	5	6	13	2	1	6	7	88	37	26	
MN . . . . .	3,617	2,261	1,821	1	12	33	-	16	5	52	6	11	19	8	202	37	38	
MO,E . . . .	3,241	1,472	1,070	19	8	25	-	27	22	12	2	-	36	30	166	15	40	
MO,W . . . .	2,787	1,415	606	17	7	16	-	30	24	264	70	15	14	13	216	62	61	
NE . . . . .	1,582	674	388	3	114	10	-	18	4	-	-	-	8	14	63	21	31	
ND . . . . .	415	207	99	6	36	3	-	2	1	2	1	-	6	2	14	16	19	
SD . . . . .	581	265	115	1	54	9	-	17	8	-	1	-	6	2	20	16	16	
9TH . . . .	33,799	5,855	9,434	96	388	696	3	342	188	236	39	17	764	272	1,743	986	651	
AK . . . . .	702	319	67	2	12	24	1	8	2	1	-	-	22	5	10	136	29	
AZ . . . . .	3,347	1,909	1,447	12	18	31	-	12	18	21	1	-	42	32	131	103	41	
CAN . . . .	7,173	4,243	3,240	9	16	187	1	91	20	23	6	2	67	52	292	141	96	
CA,E . . . .	1,897	799	182	15	26	61	-	32	24	1	2	1	49	27	260	75	44	
CA,C . . . .	7,933	2,414	962	1	31	164	1	83	62	155	21	6	202	72	327	164	163	
CA,S . . . .	2,306	1,461	888	1	10	68	-	42	19	18	3	2	216	10	124	16	44	
HI . . . . .	1,136	489	337	-	11	31	-	6	3	-	-	2	47	2	13	22	15	
ID . . . . .	904	514	209	1	106	18	-	5	2	1	2	-	5	13	73	63	16	
MT . . . . .	860	302	124	15	49	7	-	3	4	-	2	-	6	5	32	35	20	
NV . . . . .	1,379	536	318	3	5	17	-	12	16	2	1	-	29	11	24	30	68	
OR . . . . .	2,359	990	536	5	32	24	-	11	10	3	-	2	18	13	212	72	52	
WA,E . . . .	1,010	469	269	7	33	14	-	4	1	1	1	2	6	5	77	38	11	
WA,W . . . .	2,622	1,348	821	23	37	46	-	29	7	6	-	-	52	20	168	90	49	
GUAM . . . .	100	48	22	2	1	3	-	4	-	4	-	-	3	5	-	1	3	
NMI . . . . .	71	14	12	-	1	1	-	-	-	-	-	-	-	-	-	-	-	

TABLE C 3. U.S. DISTRICT COURTS  
CIVIL CASES COMMENCED, BY NATURE OF SUIT AND DISTRICT  
DURING THE TWELVE MONTH PERIOD ENDED JUNE 30, 1983

CIRCUIT AND DISTRICT	PRIVATE CASES															PRISONER PETITIONS			COPYRIGHT PATENT TRADEMARK	LABOR SUITS	ALL OTHER
	TOTAL PRIVATE CIVIL	CON- TRACT	REAL PROP- ERTY	FELA	MARINE PERSONAL INJURY	MOTOR VEHICLE PERSONAL INJURY	OTHER PERSONAL INJURY	OTHER TORT ACTIONS	ANTI- TRUST	CIVIL RIGHTS	COM- MERCE	HABEAS CORPUS	CIVIL RIGHTS	MAN- DAMUS AND OTHER							
7TH ...	12,158	2,570	972	122	35	376	784	290	105	2,026	101	723	1,229	34	444	1,517	830				
ILN.....	6,501	1,582	722	35	16	117	267	136	81	1,076	75	291	367	25	306	948	457				
ILC.....	939	111	4	8	3	23	59	18	5	126	8	88	237	1	18	124	96				
ILS.....	796	115	5	2	9	34	109	19	8	78	3	96	195	2	10	67	52				
INN.....	1,122	145	156	19	—	99	111	34	—	229	4	61	109	1	17	75	54				
INS.....	1,237	330	73	45	3	73	112	43	4	162	5	68	81	2	40	136	60				
WIE.....	946	199	8	9	3	19	77	29	5	241	3	63	99	1	34	94	62				
WIW.....	617	88	4	4	1	11	49	11	2	114	3	46	141	2	19	73	49				
8TH ...	8,614	1,928	142	163	29	420	957	279	38	1,380	113	412	1,092	13	218	653	737				
ARE.....	1,080	233	15	5	7	62	92	27	9	267	9	58	173	1	9	37	76				
ARW.....	520	166	29	1	3	46	81	24	3	64	2	12	27	—	3	25	34				
IAM.....	403	94	16	1	—	19	67	12	2	38	17	15	64	—	9	31	18				
IAS.....	702	132	10	13	—	32	75	18	4	105	20	37	164	—	20	45	27				
MN.....	1,356	296	12	35	5	43	152	37	22	219	19	35	55	2	81	150	153				
MOE.....	1,789	484	18	3	11	103	229	75	16	265	8	76	159	1	35	198	88				
MOU.....	1,372	201	10	11	2	32	109	38	14	204	22	120	376	7	34	109	84				
NE.....	908	160	13	86	—	48	70	24	4	172	13	34	56	1	17	46	164				
ND.....	208	75	11	6	—	10	41	7	2	13	—	6	2	1	5	6	23				
SD.....	296	87	8	2	1	25	41	17	2	33	3	19	17	—	5	6	30				
9TH ...	17,944	4,773	306	218	478	344	1,578	460	234	1,909	94	1,027	1,818	26	1,148	1,742	1,789				
AK.....	383	139	13	—	27	4	32	8	4	26	2	5	7	—	12	67	37				
AZ.....	1,438	283	17	6	2	46	112	32	16	122	4	128	479	12	49	53	77				
CAN.....	2,930	746	25	14	113	26	293	57	42	404	16	188	183	1	172	368	302				
CAE.....	1,098	225	9	11	4	22	44	20	8	152	9	103	236	1	37	73	144				
CAC.....	5,519	1,665	80	117	89	81	401	152	78	539	40	259	114	4	630	681	609				
CAS.....	845	217	31	1	49	14	48	20	15	147	4	32	23	—	57	59	127				
HI.....	647	193	52	—	31	22	113	22	5	39	1	12	25	—	23	60	49				
ID.....	390	122	10	6	1	18	56	6	3	61	—	11	35	—	17	20	24				
MT.....	558	158	21	36	2	28	72	17	4	31	3	37	89	—	9	22	29				
NV.....	843	160	9	7	—	29	211	18	2	88	2	37	93	1	42	66	88				
OR.....	1,369	378	29	7	31	34	90	67	26	151	8	59	150	—	46	174	119				
WAE.....	541	90	9	5	1	4	34	5	7	34	—	71	216	2	6	20	37				
WAW.....	1,274	378	19	8	125	15	98	24	22	106	5	82	168	5	46	79	94				
GUAM.....	52	4	—	—	3	—	—	1	2	5	—	2	—	—	2	—	33				
NMI.....	57	25	2	—	—	1	4	1	—	4	—	—	—	—	—	—	20				

TABLE C 3. U.S. DISTRICT COURTS  
CIVIL CASES COMMENCED, BY NATURE OF SUIT AND DISTRICT  
DURING THE TWELVE MONTH PERIOD ENDED JUNE 30, 1983

CIRCUIT AND DISTRICT	TOTAL CIVIL CASES	UNITED STATES CASES															
		TOTAL U.S. CIVIL	CON- TRACT	LAND CONDEM- NATION	OTHER REAL PROP- ERTY	TORT ACTIONS	ANTI- TRUST	CIVIL RIGHTS	PRISONER PETITIONS				FORFEIT- URES AND PENAL- TIES	LABOR SUITS	SOCIAL SECURITY	TAX SUITS	ALL OTHER
									MOTIONS TO VACATE SENTENCE	HABEAS CORPUS	CIVIL RIGHTS	MAN- DAMUS AND OTHER					
10TH ...	13,941	5,579	3,131	96	570	130	-	95	71	131	27	79	104	94	425	307	319
CO .....	2,373	599	138	40	19	41	-	36	13	29	6	2	33	47	69	64	62
KS .....	2,455	1,096	617	1	132	17	-	14	17	76	2	74	6	12	59	40	29
NM .....	1,986	1,096	808	2	65	26	-	14	9	3	1	1	19	7	99	16	26
OK,N .....	1,133	444	223	1	106	4	-	3	9	-	2	-	12	1	36	38	9
OK,E .....	690	260	86	34	58	5	-	1	7	-	3	-	4	5	41	7	9
OK,W .....	2,999	1,079	560	15	157	16	-	20	9	20	12	2	17	3	66	46	136
UT .....	1,765	809	569	1	26	15	-	6	5	3	1	-	12	14	54	79	24
WY .....	540	196	130	2	7	6	-	1	2	-	-	-	1	5	1	17	24
11TH ...	22,918	8,014	3,155	302	355	270	2	151	177	168	43	13	523	106	2,084	321	344
AL,N .....	3,617	1,825	911	2	13	33	-	29	15	32	7	-	33	6	673	41	30
AL,M .....	1,449	527	306	-	9	15	-	8	7	15	3	1	-	6	141	5	11
AL,S .....	1,514	585	414	-	11	7	-	7	14	-	-	-	4	5	90	23	10
FL,N .....	1,016	335	113	2	48	19	1	11	14	33	3	2	4	4	61	4	16
FL,M .....	3,984	1,115	317	-	131	52	-	24	37	5	3	1	56	36	312	75	66
FL,S .....	4,492	1,711	448	283	55	72	-	24	42	65	17	2	349	30	159	65	110
GA,N .....	3,852	825	183	2	15	28	1	30	28	22	10	6	39	5	359	45	52
GA,M .....	1,490	627	279	13	43	16	-	10	10	4	-	-	16	7	175	36	18
GA,S .....	1,504	464	184	-	30	28	-	8	10	2	-	1	22	7	114	27	31

TABLE C 3. U.S. DISTRICT COURTS  
CIVIL CASES COMMENCED, BY NATURE OF SUIT AND DISTRICT  
DURING THE TWELVE MONTH PERIOD ENDED JUNE 30, 1983

CIRCUIT AND DISTRICT	PRIVATE CASES																
	TOTAL PRIVATE CIVIL	CON- TRACT	REAL PROP- ERTY	FELA	MARINE PERSONAL INJURY	MOTOR VEHICLE PERSONAL INJURY	OTHER PERSONAL INJURY	OTHER TORT ACTIONS	ANTI- TRUST	CIVIL RIGHTS	COM- MERCE	PRISONER PETITIONS			COPYRIGHT PATENT TRADEMARK	LABOR SUITS	ALL OTHER
												HABEAS CORPUS	CIVIL RIGHTS	MAN- DAMUS AND OTHER			
10TH ..	8,362	2,696	361	95	4	452	933	225	63	1,019	62	416	735	25	209	280	787
CO .....	1,774	525	23	30	1	58	188	37	21	238	9	62	137	1	81	152	211
KS .....	1,359	319	33	10	-	63	216	38	9	295	17	66	128	14	22	37	92
NM .....	890	233	59	10	-	49	82	26	9	130	7	81	101	2	20	17	64
OK,N .....	689	308	10	4	-	41	69	22	2	63	6	38	34	1	15	21	55
OK,E .....	430	83	19	3	1	38	29	9	-	27	2	47	156	2	2	4	14
OK,W .....	1,920	858	103	6	2	141	220	67	7	147	6	88	73	4	25	18	155
UT .....	956	252	96	31	-	32	83	19	10	97	1	27	67	1	41	25	174
WY .....	344	118	18	1	-	30	46	7	5	22	14	13	39	-	3	6	22
11TH ..	14,904	4,351	162	40	228	474	1,287	365	74	1,829	61	1,386	2,683	9	525	520	910
AL,N .....	1,792	563	29	1	2	84	109	58	3	394	4	120	211	-	32	113	69
AL,M .....	922	181	20	1	-	37	33	33	3	139	3	95	338	2	7	9	21
AL,S .....	929	253	18	3	86	15	40	29	-	82	-	74	248	-	7	12	62
FL,N .....	681	97	5	-	13	19	35	9	2	76	-	140	209	2	42	8	24
FL,M .....	2,869	592	23	6	67	47	162	34	16	290	8	406	873	-	125	72	148
FL,S .....	2,781	1,001	27	-	45	38	183	47	20	272	41	246	164	1	226	197	273
GA,N .....	3,027	1,030	26	8	3	123	493	110	27	393	1	173	276	1	68	72	223
GA,M .....	863	343	8	5	2	49	75	17	1	97	2	84	101	3	14	20	42
GA,S .....	1,040	291	6	16	10	62	157	28	2	86	2	48	263	-	4	17	48

TABLE C 3A. U.S. DISTRICT COURTS  
CIVIL CASES PENDING, BY NATURE OF SUIT AND DISTRICT AS OF JUNE 30, 1983

CIRCUIT AND DISTRICT	TOTAL CIVIL CASES	UNITED STATES CASES																
		TOTAL U. S. CIVIL	CON- TRACT	LAND CONDEM- NATION	OTHER REAL PROP- ERTY	TORT ACTIONS	ANTI- TRUST	CIVIL RIGHTS	PRISONER PETITIONS				FORFEIT- URES AND PENAL- TIES	LABOR SUITS	SOCIAL SECURITY	TAX SUITS	ALL OTHER	
									MOTIONS TO VACATE SENTENCE	HABEAS CORPUS	CIVIL RIGHTS	MAN- DAMUS AND OTHER						
TOTAL ...	231,920	69,958	20,180	3,627	3,744	3,995	36	2,418	990	984	648	204	2,507	1,411	21,661	3,215	4,338	
DC .....	2,910	1,221	215	-	16	122	4	187	106	9	18	3	4	22	56	7	452	
1ST ...	12,241	3,372	910	124	257	229	1	87	6	14	7	3	119	136	1,125	142	212	
ME .....	992	325	51	3	80	12	-	7	-	1	-	-	5	8	147	5	6	
MA .....	7,351	1,723	513	117	83	140	1	62	5	9	4	2	89	83	357	113	145	
NH .....	755	191	39	3	12	24	-	3	-	2	-	-	1	27	52	11	17	
RI .....	1,040	219	78	-	-	16	-	6	-	-	1	-	4	6	88	6	14	
PR .....	2,103	914	229	1	82	37	-	9	1	2	2	1	20	12	481	7	30	
2ND ...	25,413	5,998	1,105	7	225	574	6	197	72	107	51	29	259	155	2,401	292	518	
CT .....	4,282	982	241	2	68	75	2	29	7	39	21	2	23	36	270	41	126	
NY,N .....	2,492	646	64	1	33	65	1	21	1	10	5	3	26	22	305	33	56	
NY,E .....	6,157	2,257	573	1	44	233	1	51	33	13	2	10	88	47	976	83	102	
NY,S .....	9,889	1,403	127	3	28	156	2	79	17	41	21	14	84	22	525	99	185	
NY,W .....	2,044	546	83	-	20	38	-	14	14	4	2	-	30	21	248	26	46	
VT .....	549	164	17	-	32	7	-	3	-	-	-	-	8	7	77	10	3	
3RD ...	15,709	3,403	464	9	122	295	1	116	77	60	78	12	102	82	1,612	169	204	
DE .....	772	117	9	2	12	10	-	1	1	-	-	-	1	3	43	15	20	
NJ .....	4,362	1,154	203	3	63	125	-	39	27	2	1	1	39	17	513	52	69	
PA,E .....	5,229	824	38	2	23	103	1	43	34	3	9	-	21	21	419	54	53	
PA,M .....	1,451	504	31	1	16	19	-	14	3	53	67	10	3	8	231	21	27	
PA,W .....	2,552	781	179	1	6	36	-	18	12	1	-	1	35	31	403	25	33	
VI .....	1,343	23	4	-	2	2	-	1	-	1	1	-	3	2	3	2	2	



TABLE C 3A. U. S. DISTRICT COURTS  
CIVIL CASES PENDING, BY NATURE OF SUIT AND DISTRICT AS OF JUNE 30, 1983

CIRCUIT AND DISTRICT	PRIVATE CASES																
	TOTAL PRIVATE CIVIL	CON- TRACT	REAL PROP- ERTY	FELA	MARINE PERSONAL INJURY	MOTOR VEHICLE PERSONAL INJURY	OTHER PERSONAL INJURY	OTHER TORT ACTIONS	ANTI- TRUST	CIVIL RIGHTS	COM- MERCE	PRISONER PETITIONS			COPYRIGHT PATENT TRADEMARK	LABOR SUITS	ALL OTHER
												HABEAS CORPUS	CIVIL RIGHTS	MAN- DAMUS AND OTHER			
TOTAL ..	161,962	38,233	2,838	2,598	6,720	6,924	26,037	4,785	2,227	22,927	757	6,260	6,922	101	5,082	9,008	10,543
DC .....	1,689	301	11	10	1	318	459	37	20	224	5	3	23	-	34	133	110
1ST ..	8,869	1,671	450	158	381	332	2,806	156	95	1,120	35	117	463	3	290	388	404
ME .....	667	131	10	20	18	18	295	24	13	54	1	4	9	-	21	21	28
MA .....	5,628	1,008	30	133	298	187	2,007	73	65	737	16	81	225	1	218	283	266
NH .....	564	137	3	-	1	60	225	17	2	63	-	9	10	-	10	10	17
RI .....	821	173	5	3	21	37	156	19	8	149	1	14	142	-	34	30	29
PR .....	1,189	222	402	2	43	30	123	23	7	117	17	9	77	2	7	44	64
2ND ..	19,415	5,057	119	551	646	639	2,767	604	331	2,425	56	678	2,198	14	921	877	1,532
CT .....	3,300	557	31	85	17	135	791	270	50	637	11	62	268	1	97	113	175
NY,N .....	1,846	175	10	103	8	58	194	26	12	259	4	112	639	3	42	111	90
NY,E .....	3,900	651	26	143	152	229	1,007	60	51	549	4	106	238	2	225	187	271
NY,S .....	8,486	3,436	37	130	463	145	577	219	195	706	23	245	564	4	488	350	304
NY,W .....	1,498	140	8	85	6	29	104	20	18	223	12	151	459	3	62	106	72
VT .....	385	98	7	5	-	43	95	9	5	51	2	2	30	1	7	10	20
3RD ..	12,306	2,645	142	387	336	1,047	2,067	370	207	1,344	70	243	1,319	2	356	740	1,031
DE .....	655	111	4	3	10	65	46	12	4	49	1	16	208	-	64	27	35
NJ .....	3,208	796	17	18	48	252	507	76	82	527	34	81	302	-	153	180	137
PA,E .....	4,405	936	28	271	255	363	795	191	81	408	22	79	381	-	83	288	224
PA,M .....	947	170	12	7	-	88	180	22	14	94	3	20	214	2	15	44	62
PA,W .....	1,771	495	8	88	17	94	238	50	25	232	10	23	208	-	35	177	71
VI .....	1,320	137	73	-	8	166	301	19	1	34	-	24	6	-	6	24	502

TABLE C 3A. U. S. DISTRICT COURTS  
CIVIL CASES PENDING, BY NATURE OF SUIT AND DISTRICT AS OF JUNE 30, 1983

CIRCUIT AND DISTRICT	TOTAL CIVIL CASES	UNITED STATES CASES															
		TOTAL U. S. CIVIL	CON- TRACT	LAND CONDEM- NATION	OTHER REAL PROP- ERTY	TORT ACTIONS	ANTI- TRUST	CIVIL RIGHTS	PRISONER PETITIONS				FORFEIT- URES AND PENAL- TIES	LABOR SUITS	SOCIAL SECURITY	TAX SUITS	ALL OTHER
									MOTIONS TO VACATE SENTENCE	HABEAS CORPUS	CIVIL RIGHTS	MAN- DAMUS AND OTHER					
4TH ...	17,663	6,269	1,959	359	202	247	-	173	95	27	37	3	305	121	2,281	195	265
ME, ...	3,989	991	448	11	44	58	-	52	27	3	6	-	13	25	171	65	68
NC, E ...	1,474	632	380	23	6	14	-	23	13	2	8	-	24	10	86	17	26
NC, M ...	909	424	294	13	1	8	-	9	9	-	2	-	3	10	54	11	10
NC, W ...	953	451	267	3	3	7	-	5	10	1	-	-	5	3	131	10	6
SC ...	2,845	1,073	116	16	131	51	-	17	17	3	5	-	34	7	631	13	32
VA, E ...	2,172	526	88	33	6	84	-	36	9	14	8	3	12	3	168	29	33
VA, W ...	1,771	868	213	4	5	12	-	13	-	-	1	-	108	22	439	18	33
WV, N ...	1,308	585	62	222	4	2	-	8	1	2	3	-	51	14	165	16	35
WV, S ...	2,242	719	91	34	2	11	-	10	9	2	4	-	55	27	436	16	22
5TH ...	35,372	8,004	3,713	239	284	370	4	297	178	147	92	22	245	146	1,606	376	285
LA, E ...	7,264	865	356	1	34	122	2	30	16	4	2	-	13	16	195	36	38
LA, M ...	1,436	180	81	3	22	2	-	6	-	1	4	-	4	3	39	9	6
LA, W ...	3,187	757	222	11	157	39	-	13	8	1	-	-	3	7	251	21	24
MS, N ...	1,224	427	212	60	20	9	-	7	2	1	-	-	1	1	96	8	10
MS, S ...	3,246	659	296	6	21	34	-	23	5	2	-	-	5	4	229	11	23
TX, N ...	3,847	684	83	20	7	22	1	48	35	21	11	4	48	25	204	95	60
TX, E ...	3,734	675	84	107	5	13	-	51	10	51	39	6	11	12	254	17	15
TX, S ...	8,323	2,436	1,656	21	12	68	1	66	47	11	5	8	114	58	154	149	66
TX, W ...	3,111	1,321	723	10	6	61	-	53	55	55	31	4	46	20	184	30	43
6TH ...	27,878	11,243	2,484	234	578	303	6	287	76	129	111	21	232	151	5,944	309	378
KY, E ...	2,861	1,623	141	111	63	14	1	5	13	56	40	4	88	13	891	39	44
KY, W ...	2,108	728	207	48	37	24	1	19	5	2	8	-	9	5	295	28	40
MI, E ...	6,367	1,878	112	1	23	100	-	53	24	27	23	2	51	19	1,309	60	74
MI, W ...	2,100	1,032	259	27	14	31	1	15	6	3	3	-	6	12	604	19	32
OH, N ...	5,877	2,570	882	12	256	56	2	64	9	1	7	2	30	34	1,078	70	67
OH, S ...	4,990	2,274	670	5	169	32	-	57	12	5	3	-	17	34	1,159	46	65
TN, E ...	973	382	80	15	3	10	1	14	1	-	1	-	14	5	214	11	13
TN, M ...	863	310	77	10	5	6	-	10	1	-	-	1	4	6	156	17	16
TN, W ...	1,739	446	56	5	8	30	-	50	5	35	25	12	13	23	138	19	27

TABLE C 3A. U.S. DISTRICT COURTS  
CIVIL CASES PENDING, BY NATURE OF SUIT AND DISTRICT AS OF JUNE 30, 1983

CIRCUIT AND DISTRICT	PRIVATE CASES																	
	TOTAL PRIVATE CIVIL	CON- TRACT	REAL PROP- ERTY	FELA	MARINE PERSONAL INJURY	MOTOR VEHICLE PERSONAL INJURY	OTHER PERSONAL INJURY	OTHER TORT ACTIONS	ANTI- TRUST	CIVIL RIGHTS	COM- MERCE	PRISONER PETITIONS			COPYRIGHT PATENT TRADEMARK	LABOR SUITS	ALL OTHER	
												HABEAS CORPUS	CIVIL RIGHTS	MAN- DAMUS AND OTHER				
4TH ..	11,394	2,488	147	156	264	679	1,903	288	102	1,552	20	655	1,690	3	257	609	581	
MD .....	2,998	599	27	63	69	147	524	66	38	406	6	115	543	1	44	155	195	
NC,E .....	842	128	5	-	17	19	66	13	5	84	1	92	317	-	43	12	40	
NC,M .....	485	79	1	1	1	18	44	7	7	134	1	58	58	-	36	19	21	
NC,W .....	502	137	2	-	3	21	40	18	6	95	-	49	54	-	37	14	26	
SC .....	1,772	515	28	6	20	214	393	80	19	189	2	64	73	1	36	43	89	
VA,E .....	1,646	328	10	5	130	67	268	39	14	202	4	141	315	1	27	43	52	
VA,W .....	903	225	19	25	1	79	118	22	6	174	1	30	85	-	11	56	61	
WV,N .....	723	140	25	4	1	35	89	12	4	62	2	69	169	-	12	73	26	
WV,S .....	1,523	337	30	52	22	79	361	31	3	206	3	37	76	-	11	194	81	
5TH ..	27,368	6,180	404	190	3,834	1,070	5,167	1,041	274	2,872	78	1,283	2,971	29	412	525	1,038	
LA,E .....	6,399	1,427	134	27	2,063	188	977	453	89	450	8	77	277	1	47	61	120	
LAM .....	1,256	160	20	3	60	38	129	9	4	118	1	36	628	-	8	13	29	
LA,W .....	2,430	484	61	24	674	122	318	85	7	253	3	117	150	3	24	36	69	
MS,N .....	797	233	8	2	28	88	114	36	5	112	2	21	115	1	8	10	14	
MS,S .....	2,587	558	54	5	61	200	1,155	75	18	238	1	48	87	-	9	23	55	
TX,N .....	3,163	946	44	19	4	111	433	98	53	438	38	160	203	-	131	146	339	
TX,E .....	3,059	252	24	29	314	135	1,162	42	12	286	3	200	495	8	17	39	41	
TX,S .....	5,887	1,839	45	51	625	124	663	210	56	674	14	395	672	12	128	149	230	
TX,W .....	1,790	281	14	30	5	64	216	33	30	303	8	229	344	4	40	48	141	
6TH ..	16,635	3,290	160	347	161	636	2,767	345	231	3,502	143	658	1,418	8	425	1,621	923	
KY,E .....	1,238	343	32	24	25	60	204	22	10	163	16	91	114	3	14	78	39	
KY,W .....	1,380	334	25	20	30	61	160	48	21	237	53	47	153	-	25	111	55	
MI,E .....	4,489	973	43	95	33	131	849	70	47	812	21	140	390	1	133	494	257	
MI,W .....	1,068	196	9	25	15	38	169	17	10	225	3	39	108	-	23	115	76	
OH,N .....	3,307	593	20	134	35	118	415	76	78	942	23	102	84	2	90	436	159	
OH,S .....	2,716	345	11	43	7	64	625	46	35	564	9	143	288	1	80	254	201	
TN,E .....	591	154	7	5	-	74	137	11	4	110	-	11	19	-	13	24	22	
TN,M .....	553	126	3	1	1	30	77	23	9	128	2	22	46	-	28	24	33	
TN,W .....	1,293	226	10	-	15	60	131	32	17	321	16	63	216	1	19	85	81	

**TABLE C 3A. U.S. DISTRICT COURTS  
CIVIL CASES PENDING, BY NATURE OF SUIT AND DISTRICT AS OF JUNE 30, 1983**

CIRCUIT AND DISTRICT	TOTAL CIVIL CASES	UNITED STATES CASES															
		TOTAL U.S. CIVIL	CON- TRACT	LAND CONDEM- NATION	OTHER REAL PROP- ERTY	TORT ACTIONS	ANTI- TRUST	CIVIL RIGHTS	PRISONER PETITIONS				FORFEIT- URES AND PENAL- TIES	LABOR SUITS	SOCIAL SECURITY	TAX SUITS	ALL OTHER
									MOTIONS TO VACATE SENTENCE	HABEAS CORPUS	CIVIL RIGHTS	MAN- DAMUS AND OTHER					
7TH ...	16,840	4,438	1,603	84	437	195	1	192	48	91	92	41	101	92	874	338	267
IL,N .....	7,490	1,761	906	1	63	83	1	93	19	11	13	30	50	43	237	104	107
IL,C .....	1,364	296	77	-	39	24	-	12	2	14	8	-	-	9	58	27	26
IL,S .....	1,185	316	67	5	39	21	-	6	6	22	28	-	9	5	73	16	19
IN,N .....	2,257	669	156	52	97	20	-	25	9	-	-	-	14	7	183	85	21
IN,S .....	2,450	817	266	4	122	22	-	26	8	37	26	11	15	13	166	39	62
WI,E .....	1,504	411	88	-	56	18	-	23	4	1	2	-	10	12	122	56	19
WI,W .....	590	166	43	2	21	7	-	7	-	6	15	-	3	3	35	11	13
8TH ...	14,153	4,968	1,628	143	448	189	1	156	45	136	59	19	92	100	1,504	195	253
AR,E .....	1,988	709	80	15	107	13	-	19	3	1	-	-	6	13	418	14	20
AR,W .....	928	405	34	15	40	21	-	5	2	-	1	-	11	6	250	12	8
IA,N .....	603	206	56	-	48	22	-	2	2	-	-	-	4	4	50	13	5
IA,S .....	1,231	303	41	1	70	16	1	7	7	7	-	-	8	11	78	29	27
MN .....	2,462	938	444	2	12	38	-	14	5	30	19	8	8	11	268	39	38
MO,E .....	2,284	725	376	24	9	30	-	35	8	5	3	1	25	21	150	11	25
MO,W .....	2,451	948	362	63	6	18	-	36	14	93	36	10	12	10	197	26	65
NE .....	1,306	424	139	8	85	16	-	19	-	-	-	-	7	13	67	34	36
ND .....	403	137	50	10	24	5	-	1	-	-	-	-	8	8	12	6	13
SD .....	497	175	44	5	47	10	-	18	4	-	-	-	3	3	14	11	16
9TH ...	30,303	9,940	3,549	946	440	920	5	419	130	128	48	13	609	224	1,915	716	878
AK .....	891	306	50	4	35	39	1	12	3	1	-	-	22	5	14	69	51
AZ .....	2,085	761	300	31	22	66	-	13	5	13	-	-	30	31	138	70	42
CAN .....	4,507	1,665	817	18	20	164	2	90	13	13	6	3	47	40	257	108	67
CA,E .....	2,701	1,201	132	97	50	118	-	56	22	-	4	1	59	32	466	82	82
CAC .....	6,115	1,407	257	6	31	175	-	96	28	78	19	4	122	43	331	93	124
CAS .....	2,007	1,040	406	42	12	95	-	55	17	10	4	-	188	11	133	20	49
HI .....	1,441	407	197	-	12	63	-	12	3	1	-	2	46	3	17	23	28
ID .....	825	345	70	19	94	31	-	5	-	-	2	-	5	3	70	21	25
MT .....	1,058	312	80	46	47	17	-	6	2	-	-	-	8	5	35	34	32
NV .....	1,733	383	133	3	10	36	-	13	9	1	2	-	26	15	31	35	69
OR .....	1,967	672	285	10	27	25	-	11	15	5	-	2	23	9	169	48	43
WA,E .....	1,079	484	189	52	35	31	-	14	3	1	3	1	7	6	84	39	19
WA,W .....	2,783	1,131	610	30	36	55	2	32	10	3	8	-	25	16	170	73	61
GUAM .....	958	815	15	588	8	4	-	4	-	2	-	-	3	5	-	1	185
NMI .....	103	11	8	-	1	1	-	-	-	-	-	-	-	-	-	-	-

TABLE C 3A. U.S. DISTRICT COURTS  
CIVIL CASES PENDING, BY NATURE OF SUIT AND DISTRICT AS OF JUNE 30, 1983

CIRCUIT AND DISTRICT	PRIVATE CASES																		PRISONER PETITIONS			COPYRIGHT PATENT TRADEMARK	LABOR SUITS	ALL OTHER
	TOTAL PRIVATE CIVIL	CON- TRACT	REAL PROP- ERTY	FELA	MARINE PERSONAL INJURY	MOTOR VEHICLE PERSONAL INJURY	OTHER PERSONAL INJURY	OTHER TORT ACTIONS	ANTI- TRUST	CIVIL RIGHTS	COM- MERCE	HABEAS CORPUS	CIVIL RIGHTS	MAN- DAMUS AND OTHER										
7TH ..	12,404	2,667	358	173	43	492	1,364	361	202	2,466	77	482	1,322	11	458	1,157	771							
IL,N....	5,729	1,438	170	50	21	129	460	154	152	1,202	45	180	371	8	298	612	439							
IL,C....	1,068	149	10	14	2	29	104	22	13	179	3	49	295	-	20	113	66							
IL,S....	869	125	8	5	11	49	150	19	2	76	5	98	214	-	12	53	42							
IN,N....	1,588	245	102	34	1	163	197	49	12	418	7	37	133	1	20	107	62							
IN,S....	1,633	417	58	51	4	88	264	72	9	263	9	55	89	2	44	148	76							
WI,E....	1,093	220	7	15	4	23	142	36	12	243	5	47	134	-	48	94	63							
WI,W....	424	73	3	4	-	11	57	9	2	85	3	16	86	-	16	30	29							
8TH ..	9,185	2,029	179	196	37	456	1,313	325	119	1,699	85	302	1,018	11	208	560	648							
AR,E....	1,279	226	16	10	8	65	146	27	12	382	4	60	212	-	10	38	63							
AR,W....	523	162	34	1	3	53	92	21	4	64	2	5	26	-	4	19	33							
IA,N....	397	110	16	3	-	22	91	18	2	45	7	3	36	-	6	21	17							
IA,S....	928	204	22	18	-	51	119	37	11	139	10	14	179	-	23	58	43							
MN....	1,526	291	9	38	9	41	235	42	30	312	15	27	71	2	85	101	188							
MO,E....	1,559	408	23	2	14	77	218	75	17	274	11	52	128	1	35	136	88							
MO,W....	1,503	257	11	10	2	40	164	49	32	258	19	107	326	6	18	120	84							
NE....	882	186	15	98	-	56	102	25	7	173	13	19	31	1	17	52	87							
ND....	266	92	23	14	-	16	56	11	3	15	-	-	1	-	4	8	23							
SD....	322	93	10	2	1	35	60	20	1	37	4	15	8	1	6	7	22							
9TH ..	19,363	5,016	378	279	676	390	2,621	568	400	2,305	91	608	1,552	8	1,029	1,614	1,827							
AK....	585	214	22	-	41	8	59	17	5	35	7	4	13	-	13	100	47							
AZ....	1,324	321	19	11	1	52	151	37	69	164	6	55	227	2	44	56	109							
CAN....	2,842	691	21	10	107	17	394	68	80	392	11	98	166	1	159	328	299							
CAE....	1,500	280	18	11	12	25	109	23	17	289	9	87	300	-	53	118	149							
CAC....	4,708	1,400	40	146	132	58	354	168	101	590	23	118	92	1	486	493	516							
CAS....	967	234	19	3	111	21	50	29	21	136	6	20	13	-	62	81	161							
HI....	1,034	304	63	-	57	35	220	35	17	64	1	13	21	-	32	86	86							
ID....	480	149	12	7	1	24	71	27	5	75	1	8	25	-	18	18	39							
MT....	746	225	37	48	2	44	106	28	7	49	5	36	87	-	13	28	31							
NV....	1,400	236	15	12	-	44	516	31	4	148	4	38	142	1	52	85	72							
OR....	1,295	334	27	5	48	33	165	68	32	180	6	34	115	-	40	118	90							
WAE....	595	127	14	12	2	8	49	9	13	59	4	37	196	-	9	29	27							
WAW....	1,652	462	21	14	158	17	366	36	26	113	8	58	154	3	46	74	96							
GUAM....	143	12	49	-	4	-	-	1	3	5	-	2	1	-	2	-	64							
NMI....	92	27	1	-	-	4	11	1	-	7	-	-	-	-	-	-	41							

TABLE C 3A. U.S. DISTRICT COURTS  
CIVIL CASES PENDING, BY NATURE OF SUIT AND DISTRICT AS OF JUNE 30, 1983

CIRCUIT AND DISTRICT	TOTAL CIVIL CASES	UNITED STATES CASES																
		TOTAL U.S. CIVIL	CON- TRACT	LAND CONDEM- NATION	OTHER REAL PROP- ERTY	TORT ACTIONS	ANTI- TRUST	CIVIL RIGHTS	PRISONER PETITIONS				FORFEIT- URES AND PENAL- TIES	LABOR SUITS	SOCIAL SECURITY	TAX SUITS	ALL OTHER	
									MOTIONS TO VACATE SENTENCE	HABEAS CORPUS	CIVIL RIGHTS	MAN- DAMUS AND OTHER						
10TH ..	11,454	3,184	1,166	151	431	186	1	113	30	54	13	22	70	66	358	201	312	
CO .....	2,362	493	72	46	28	54	-	52	5	17	7	1	29	22	57	45	58	
KS .....	2,625	624	233	11	110	58	1	17	5	26	1	19	8	9	62	30	34	
NM .....	1,402	531	288	18	46	23	-	11	7	1	-	-	10	6	78	8	35	
OK,N .....	988	299	98	11	98	5	-	5	4	-	-	-	6	2	31	27	12	
OK,E .....	455	158	28	35	31	5	-	2	3	-	3	-	3	4	30	7	7	
OK,W .....	1,780	535	184	27	95	12	-	13	2	9	2	2	7	5	45	18	114	
UT .....	1,513	458	230	1	17	36	-	10	3	1	-	-	6	14	54	54	32	
WY .....	329	86	33	2	6	3	-	3	1	-	-	-	1	4	1	12	20	
11TH ..	21,984	6,920	1,384	1,351	304	355	6	194	127	82	42	16	369	116	1,985	275	314	
AL,N .....	2,454	1,038	437	9	9	27	-	33	6	11	3	-	17	8	424	35	19	
AL,M .....	1,164	308	116	-	7	13	1	9	2	6	3	1	-	6	126	5	13	
AL,S .....	1,177	339	178	-	17	7	-	7	17	-	-	-	3	4	81	17	8	
FL,N .....	924	284	65	2	29	19	-	14	10	23	4	-	2	6	88	4	18	
FL,M .....	4,427	1,143	195	2	123	95	3	42	24	3	3	-	46	38	445	66	58	
FL,S .....	5,694	2,447	252	1,297	54	93	-	36	35	22	14	2	247	32	173	76	114	
GA,N .....	3,553	631	54	1	11	29	2	35	19	14	12	11	24	7	326	43	43	
GA,M .....	1,202	406	53	40	28	26	-	11	8	2	-	1	10	7	189	16	15	
GA,S .....	1,389	324	34	-	26	46	-	7	6	1	3	1	20	8	133	13	26	

TABLE C 3A. U.S. DISTRICT COURTS  
CIVIL CASES PENDING, BY NATURE OF SUIT AND DISTRICT AS OF JUNE 30, 1983

CIRCUIT AND DISTRICT	PRIVATE CASES																
	TOTAL PRIVATE CIVIL	CON- TRACT	REAL PROP- ERTY	FELA	MARINE PERSONAL INJURY	MOTOR VEHICLE PERSONAL INJURY	OTHER PERSONAL INJURY	OTHER TORT ACTIONS	ANTI- TRUST	CIVIL RIGHTS	COM- MERCE	PRISONER PETITIONS			COPYRIGHT PATENT TRADEMARK	LABOR SUITS	ALL OTHER
												HABEAS CORPUS	CIVIL RIGHTS	MAN- DAMUS AND OTHER			
10TH	8,270	2,500	318	110	5	436	1,295	255	93	1,305	51	205	488	6	189	234	780
CO . . . .	1,869	550	30	33	2	68	280	44	29	313	12	37	116	-	61	100	194
KS . . . .	2,001	447	47	13	-	88	510	73	15	508	27	24	50	2	29	54	114
NM . . . .	871	222	47	11	-	45	91	22	14	157	4	61	88	1	15	13	80
OK.N . . . .	689	287	8	4	-	43	70	22	3	62	4	29	47	-	18	15	77
OK.E . . . .	297	74	18	3	1	33	28	7	2	24	1	13	75	-	3	4	11
OK.W . . . .	1,245	545	60	4	2	93	165	53	9	105	-	26	30	2	14	14	123
UT . . . .	1,055	282	93	41	-	51	113	28	18	114	2	10	57	1	47	29	169
WY . . . .	243	93	15	1	-	15	38	6	3	22	1	5	25	-	2	5	12
11TH	15,064	4,389	172	41	336	429	1,508	435	153	2,112	46	1,026	2,460	6	503	550	898
AL.N . . . .	1,416	486	18	1	3	56	105	54	6	372	5	27	88	-	23	117	55
AL.M . . . .	856	143	22	1	-	31	31	25	6	127	1	46	393	1	4	10	15
AL.S . . . .	838	239	14	3	104	16	36	42	3	101	1	33	188	-	8	8	42
FL.N . . . .	640	101	5	-	16	14	42	10	4	112	-	89	158	1	34	10	44
FL.M . . . .	3,284	743	28	6	106	52	238	47	28	379	7	381	903	1	119	87	150
FL.S . . . .	3,247	1,156	38	-	88	40	234	63	53	338	28	246	162	-	221	207	373
GA.N . . . .	2,922	966	30	9	3	116	501	138	45	438	-	115	246	2	73	81	159
GAM . . . .	796	328	11	5	3	51	82	33	4	149	3	41	29	1	15	14	27
GAS . . . .	1,065	227	6	16	13	53	239	23	4	96	1	48	293	-	6	16	24



TABLE C 3B. U.S. DISTRICT COURTS  
CIVIL CASES TERMINATED, BY NATURE OF SUIT AND DISTRICT  
DURING THE TWELVE MONTH PERIOD ENDED JUNE 30, 1983

CIRCUIT AND DISTRICT	TOTAL CIVIL CASES	UNITED STATES CASES															
		TOTAL U.S. CIVIL	CON- TRACT	LAND CONDEM- NATION	OTHER REAL PROP- ERTY	TORT ACTIONS	ANTI- TRUST	CIVIL RIGHTS	PRISONER PETITIONS				FORFEIT- URES AND PENAL- TIES	LABOR SUITS	SOCIAL SECURITY	TAX SUITS	ALL OTHER
									MOTIONS TO VACATE SENTENCE	HABEAS CORPUS	CIVIL RIGHTS	MAN- DAMUS AND OTHER					
TOTAL . . . .	15,356	83,811	41,663	1,634	4,537	3,147	40	1,851	1,220	1,867	776	360	3,175	1,653	13,409	4,301	4,178
DC . . . . .	3,947	1,549	190	3	-	273	5	230	20	40	69	26	7	33	65	28	560
1ST . . . . .	8,963	3,481	1,411	27	379	111	-	56	17	15	9	2	224	137	732	193	168
ME . . . . .	778	445	180	21	145	8	-	6	-	1	1	1	11	10	45	8	8
MA . . . . .	3,286	1,337	591	5	32	49	-	27	7	8	4	1	168	67	170	106	102
NH . . . . .	809	312	175	1	7	9	-	4	-	4	1	-	2	27	66	4	12
RI . . . . .	1,126	356	149	-	-	20	-	10	-	-	1	-	8	10	69	67	22
PR . . . . .	2,964	1,031	316	-	195	25	-	9	10	2	2	-	35	23	382	8	24
2ND . . . . .	18,186	5,010	1,610	4	185	333	9	128	116	247	51	59	232	161	1,156	245	474
CT . . . . .	2,301	928	484	2	25	27	-	20	7	84	16	6	20	26	98	74	39
NY,N . . . . .	1,251	376	120	-	27	32	-	7	-	13	7	3	31	18	62	23	33
NY,E . . . . .	4,145	1,785	607	1	37	104	1	28	52	45	2	6	75	63	600	56	108
NY,S . . . . .	8,956	1,304	205	1	24	125	8	60	55	99	25	43	64	30	259	49	257
NY,W . . . . .	1,101	384	129	-	22	32	-	13	2	6	-	-	35	8	93	17	27
VT . . . . .	432	233	65	-	50	13	-	-	-	-	1	1	7	16	44	26	10
3RD . . . . .	16,255	4,029	1,124	16	225	227	6	114	90	128	82	27	189	135	1,045	392	229
DE . . . . .	813	164	36	-	37	5	2	2	2	-	-	-	5	3	22	27	23
NJ . . . . .	3,997	1,184	314	2	76	89	-	28	18	7	-	1	57	33	346	150	63
PA,E . . . . .	6,123	835	77	4	28	72	2	59	36	8	12	-	17	45	313	95	87
PAM . . . . .	1,593	593	82	6	19	27	1	10	14	109	67	25	14	20	125	44	30
PA,W . . . . .	3,087	1,244	614	4	65	32	1	14	20	4	3	-	95	33	239	75	45
VI . . . . .	642	9	1	-	-	2	-	1	-	-	-	1	1	1	-	1	1

TABLE C 3B. U.S. DISTRICT COURTS  
CIVIL CASES TERMINATED, BY NATURE OF SUIT AND DISTRICT  
DURING THE TWELVE MONTH PERIOD ENDED JUNE 30, 1993

CIRCUIT AND DISTRICT	PRIVATE CASES																
	TOTAL PRIVATE CIVIL	CON- TRACT	REAL PROP- ERTY	FELA	MARINE PERSONAL INJURY	MOTOR VEHICLE PERSONAL INJURY	OTHER PERSONAL INJURY	OTHER TORT ACTIONS	ANTI- TRUST	CIVIL RIGHTS	COM- MERCE	PRISONER PETITIONS			COPYRIGHT PATENT TRADEMARK	LABOR SUITS	ALL OTHER
												HABEAS CORPUS	CIVIL RIGHTS	MAN- DAMUS AND OTHER			
TOTAL ..	131,545	33,519	3,796	1,963	4,998	6,304	12,319	3,899	1,389	15,244	996	8,182	16,436	192	4,834	9,031	8,443
DC .....	2,398	424	26	18	1	486	462	57	26	233	7	65	87	11	47	279	169
1ST ..	5,482	1,240	1,203	67	191	224	623	115	46	583	38	130	244	6	241	251	280
ME .....	333	115	-	20	14	19	22	10	3	43	2	8	26	1	14	22	14
MA .....	1,949	523	12	41	119	89	268	40	26	259	10	62	73	1	149	127	134
NH .....	497	133	7	-	8	47	125	14	3	59	-	29	18	-	23	13	18
RI .....	770	172	5	6	20	52	120	22	11	155	1	16	70	-	40	43	37
PR .....	1,933	281	1,179	-	30	17	88	29	3	67	25	15	57	4	15	46	77
2ND ..	13,176	4,374	67	353	594	435	908	473	186	1,273	65	676	1,070	18	920	690	1,074
CT .....	1,373	249	10	41	6	42	94	231	13	243	7	57	157	3	68	59	93
NY,N .....	875	135	-	77	5	46	70	23	8	121	2	77	149	1	38	64	59
NY,E .....	2,360	503	21	90	86	161	266	37	52	255	4	156	118	3	197	203	208
NY,S .....	7,652	3,368	31	109	493	142	384	171	101	505	42	322	466	9	562	313	636
NY,W .....	717	75	2	34	4	20	57	8	8	111	10	61	164	1	46	46	70
VT .....	199	46	3	2	-	24	37	3	4	38	-	3	16	1	9	5	8
3RD ..	12,226	2,994	138	415	310	957	1,474	287	119	1,101	138	464	1,566	11	411	952	889
DE .....	649	52	2	1	10	46	34	3	8	49	1	35	307	-	26	27	48
NJ .....	2,813	804	18	13	34	248	325	50	27	362	70	98	177	-	197	217	173
PA,E .....	5,288	1,362	40	329	243	419	711	168	48	422	60	152	547	3	122	380	282
PAM .....	1,000	149	7	7	1	89	124	25	5	99	-	66	259	5	29	76	59
PA,W .....	1,843	529	21	65	17	78	151	30	31	146	7	79	273	1	37	247	131
VI .....	633	98	50	-	5	77	129	11	-	23	-	34	3	2	-	5	196

TABLE C 3B. U. S. DISTRICT COURTS  
CIVIL CASES TERMINATED, BY NATURE OF SUIT AND DISTRICT  
DURING THE TWELVE MONTH PERIOD ENDED JUNE 30, 1983

CIRCUIT AND DISTRICT	TOTAL CIVIL CASES	UNITED STATES CASES																
		TOTAL U. S. CIVIL	CON- TRACT	LAND CONDEM- NATION	OTHER REAL PROP- ERTY	TORT ACTIONS	ANTI- TRUST	CIVIL RIGHTS	PRISONER PETITIONS				FORFEIT- URES AND PENAL- TIES	LABOR SUITS	SOCIAL SECURITY	TAX SUITS	ALL OTHER	
									MOTIONS TO VACATE SENTENCE	HABEAS CORPUS	CIVIL RIGHTS	MAN- DAMUS AND OTHER						
4TH . . . .	19,946	8,796	4,899	160	523	203	1	118	138	42	46	9	376	121	1,579	301	280	
MD. . . . .	3,786	1,676	1,097	20	60	34	-	33	41	2	5	2	27	16	165	111	63	
NC,E . . . .	2,153	1,138	835	34	9	13	-	18	14	4	2	1	49	16	69	47	27	
NC,M . . . .	1,207	796	648	5	2	10	-	8	12	-	1	-	5	9	64	21	11	
NC,W . . . .	1,495	874	740	-	1	10	-	6	12	-	-	-	5	2	89	4	5	
SC . . . . .	3,396	1,470	437	26	428	39	-	9	15	2	1	-	30	8	418	25	32	
VA,E . . . .	3,236	554	79	20	15	69	1	28	23	28	27	4	20	14	84	71	71	
VA,W . . . .	2,521	1,346	649	4	3	13	-	8	12	2	8	2	125	16	466	9	29	
WV,N . . . .	679	303	135	43	1	3	-	1	4	1	1	-	33	9	56	3	13	
WV,S . . . .	1,473	639	279	8	4	12	-	7	5	3	1	-	82	31	168	10	29	
5TH . . . .	25,677	7,882	4,588	119	389	258	2	183	153	114	47	21	271	144	897	413	285	
LA,E . . . .	6,042	1,358	984	4	56	58	-	18	15	1	1	1	17	22	117	4	30	
LAM . . . .	1,121	331	249	-	26	4	-	-	1	5	6	-	3	2	27	4	4	
LAW . . . .	2,861	1,247	770	9	236	33	-	12	10	-	-	1	13	12	121	13	17	
MS,N . . . .	1,041	336	143	48	27	17	-	7	8	4	1	-	2	4	45	13	17	
MS,S . . . .	1,668	567	402	1	18	24	-	9	4	2	-	-	10	6	69	4	18	
TX,N . . . .	3,345	874	332	20	6	29	-	27	28	32	14	2	57	17	163	72	75	
TX,E . . . .	1,771	451	219	13	4	13	1	14	9	21	13	1	12	5	91	15	20	
TX,S . . . .	5,534	1,630	950	10	8	30	-	60	47	21	-	9	93	53	131	155	63	
TX,W . . . .	2,294	1,088	539	14	8	48	1	36	31	28	12	7	64	23	133	103	41	
6TH . . . .	24,882	11,959	5,149	138	498	281	3	208	129	171	84	20	314	183	3,983	412	386	
KY,E . . . .	2,133	1,498	136	41	47	15	-	3	23	81	31	9	65	8	992	7	40	
KY,W . . . .	1,477	519	209	27	32	18	1	5	12	-	4	1	27	12	129	14	28	
MI,E . . . .	6,102	2,087	300	-	16	72	-	63	25	37	19	2	51	39	1,265	104	94	
MI,W . . . .	1,908	971	581	28	9	23	-	12	8	1	3	-	5	19	249	16	17	
OH,N . . . .	5,049	2,663	1,807	13	245	43	-	48	21	2	6	2	41	41	396	107	91	
OH,S . . . .	4,326	2,562	1,480	-	135	49	1	27	11	3	6	1	62	33	616	79	59	
TN,E . . . .	1,605	697	351	20	7	32	1	13	8	1	1	-	46	11	155	27	24	
TN,M . . . .	1,294	577	330	5	3	9	-	11	9	3	4	1	12	7	130	37	16	
TN,W . . . .	988	385	155	4	4	20	-	26	12	43	10	4	5	13	51	21	17	

TABLE C 3B. U.S. DISTRICT COURTS  
CIVIL CASES TERMINATED, BY NATURE OF SUIT AND DISTRICT  
DURING THE TWELVE MONTH PERIOD ENDED JUNE 30, 1983

CIRCUIT AND DISTRICT	PRIVATE CASES																
	TOTAL PRIVATE CIVIL	CON- TRACT	REAL PROP- ERTY	FELA	MARINE PERSONAL INJURY	MOTOR VEHICLE PERSONAL INJURY	OTHER PERSONAL INJURY	OTHER TORT ACTIONS	ANTI- TRUST	CIVIL RIGHTS	COM- MERCE	PRISONER PETITIONS			COPYRIGHT PATENT TRADEMARK	LABOR SUITS	ALL OTHER
												HABEAS CORPUS	CIVIL RIGHTS	MAN- DAMUS AND OTHER			
4TH ..	11,150	2,313	125	87	172	679	1,022	289	55	1,114	32	999	2,941	14	246	502	560
MD .....	2,110	469	21	43	42	113	142	48	13	206	9	182	502	2	45	136	137
NC,E .....	1,015	117	4	2	7	26	30	8	3	70	1	146	523	-	38	10	28
NC,M .....	411	75	3	1	-	12	24	4	4	69	-	50	100	-	19	19	31
NC,W .....	621	153	8	-	-	20	21	17	4	109	1	85	132	-	19	20	32
SC .....	1,928	612	19	2	14	238	410	115	8	200	4	74	71	2	57	29	71
VA,E .....	2,682	493	45	6	93	111	164	44	18	249	10	257	953	8	51	47	133
VA,W .....	1,175	150	3	7	1	83	85	22	1	105	3	82	495	-	7	47	84
WV,N .....	376	50	6	-	1	14	27	8	-	14	1	90	127	1	4	22	11
WV,S .....	834	194	16	26	14	62	119	23	4	92	3	31	38	1	6	172	33
5TH ..	17,795	4,731	269	138	2,754	755	1,739	791	245	1,742	74	1,090	1,954	22	342	456	693
LA,E .....	4,684	1,309	91	18	1,503	163	360	330	59	281	6	153	226	3	33	58	91
LA,M .....	790	121	19	-	38	18	55	18	3	58	-	79	325	-	8	19	29
LA,W .....	1,614	313	36	25	449	74	145	69	8	178	1	90	127	2	22	27	48
MS,N .....	705	248	11	-	18	74	59	28	-	96	1	41	95	-	3	10	21
MS,S .....	1,101	343	24	5	27	116	228	63	6	130	4	44	36	-	9	30	36
TX,N .....	2,471	746	21	17	7	85	264	54	39	282	29	276	237	2	100	106	206
TX,E .....	1,320	166	12	21	266	101	298	40	6	155	1	70	109	3	8	42	22
TX,S .....	3,904	1,276	41	26	443	63	197	156	102	371	29	220	589	9	112	119	151
TX,W .....	1,206	209	14	26	3	61	133	33	22	191	3	117	210	3	47	45	89
6TH ..	12,923	2,556	153	236	282	546	1,379	274	101	2,110	159	989	1,698	8	386	1,343	703
KY,E .....	635	197	18	10	14	46	57	14	7	68	3	45	57	1	11	66	21
KY,W .....	958	180	19	9	25	49	65	30	10	99	107	93	146	-	19	79	28
MI,E .....	4,015	916	46	60	27	124	598	82	24	631	20	200	401	1	133	520	252
MI,W .....	937	112	11	16	9	34	99	10	12	145	3	80	256	-	37	66	41
OH,N .....	2,386	446	18	81	188	85	189	65	23	498	10	172	97	-	76	316	122
OH,S .....	1,764	224	15	42	10	50	134	42	10	257	6	186	439	2	49	185	113
TN,E .....	908	220	12	13	5	97	109	21	6	175	-	64	82	-	25	38	41
TN,M .....	717	158	4	-	1	31	68	20	6	120	3	85	109	2	24	35	51
TN,W .....	603	103	10	5	3	30	60	10	3	117	7	58	111	2	12	38	34

TABLE C 3B. U.S. DISTRICT COURTS  
CIVIL CASES TERMINATED, BY NATURE OF SUIT AND DISTRICT  
DURING THE TWELVE MONTH PERIOD ENDED JUNE 30, 1983

CIRCUIT AND DISTRICT	TOTAL CIVIL CASES	UNITED STATES CASES															
		TOTAL U.S. CIVIL	CON- TRACT	LAND CONDEM- NATION	OTHER REAL PROP- ERTY	TORT ACTIONS	ANTI- TRUST	CIVIL RIGHTS	PRISONER PETITIONS				FORFEIT- URES AND PENAL- TIES	LABOR SUITS	SOCIAL SECURITY	TAX SUITS	ALL OTHER
									MOTIONS TO VACATE SENTENCE	HABEAS CORPUS	CIVIL RIGHTS	MAN- DAMUS AND OTHER					
7TH . . . .	18,462	6,792	3,833	86	616	197	3	172	88	239	154	48	168	107	456	326	301
IL,N . . . .	8,076	1,575	525	5	103	97	2	94	22	55	17	15	110	46	209	100	175
IL,C . . . .	964	298	112	-	46	13	-	7	10	17	4	-	10	9	28	17	25
IL,S . . . .	1,313	487	154	1	31	33	-	7	17	80	60	7	12	7	51	12	15
IN,N . . . .	2,022	1,069	703	78	92	15	-	9	18	3	1	-	7	6	49	70	19
IN,S . . . .	3,108	2,033	1,579	2	131	20	-	15	9	66	40	23	11	19	60	21	37
WI,E . . . .	1,619	734	444	-	83	8	1	22	5	-	2	-	11	13	34	96	15
WI,W . . . .	1,360	596	316	-	130	11	-	18	5	18	30	3	7	8	25	10	15
8TH . . . .	15,807	7,642	4,569	131	535	160	1	100	82	333	88	36	124	110	772	347	254
AR,E . . . .	2,026	955	500	14	177	21	-	14	16	1	-	-	5	14	148	21	24
AR,W . . . .	1,041	474	258	13	62	11	-	1	1	1	1	-	11	6	94	9	6
IA,N . . . .	619	273	93	-	68	7	-	-	3	2	-	-	3	5	39	44	9
IA,S . . . .	917	306	110	-	45	11	-	3	1	7	2	1	11	8	39	51	17
MN . . . .	3,436	2,173	1,810	9	12	36	1	25	5	35	11	8	26	15	97	41	42
MO,E . . . .	2,719	1,172	822	18	6	23	-	22	17	11	1	-	38	21	137	16	40
MO,W . . . .	2,560	1,202	343	63	10	17	-	23	23	271	70	27	11	21	148	123	52
NE . . . .	1,464	605	383	10	102	8	-	7	6	2	-	-	6	13	28	18	22
ND . . . .	389	212	106	-	38	6	-	1	2	2	1	-	6	4	8	11	27
SD . . . .	636	270	144	4	15	20	-	4	8	1	2	-	7	3	34	13	15
9TH . . . .	30,147	14,577	8,820	217	361	733	6	293	172	243	69	15	603	301	1,119	935	690
AK . . . .	642	302	96	2	15	28	-	9	5	1	-	-	19	8	2	93	24
AZ . . . .	3,247	1,908	1,469	30	32	44	-	19	22	17	4	1	45	45	57	86	37
CAN . . . .	6,865	4,298	3,349	3	13	195	1	77	24	23	11	-	61	42	237	143	119
CA,E . . . .	1,318	548	178	12	23	54	-	13	17	2	1	1	18	25	108	47	49
CAC . . . .	7,193	2,223	851	4	22	186	1	64	56	162	33	8	176	71	259	170	160
CAS . . . .	1,972	1,293	746	104	6	54	-	29	14	14	5	3	154	17	69	18	60
HI . . . .	715	296	182	2	8	24	-	6	1	1	-	-	17	2	3	27	23
ID . . . .	930	526	253	7	76	16	-	6	2	1	2	-	2	18	56	64	23
MT . . . .	692	269	119	7	40	12	1	3	3	-	2	1	9	12	28	20	12
NV . . . .	932	458	280	2	6	17	-	7	10	6	2	-	20	10	13	25	60
OR . . . .	2,221	790	360	15	36	29	1	20	6	2	-	-	10	17	154	98	42
WAE . . . .	806	409	221	15	43	17	-	7	-	1	-	-	3	5	45	38	13
WAW . . . .	2,458	1,206	688	10	40	53	2	32	12	9	9	-	68	27	88	106	62
GUAM . . . .	85	42	20	4	1	4	-	1	-	4	-	-	1	2	-	-	5
NMI . . . .	71	9	8	-	-	-	-	-	-	-	-	-	-	-	-	-	1

TABLE C 38. U.S. DISTRICT COURTS  
CIVIL CASES TERMINATED, BY NATURE OF SUIT AND DISTRICT  
DURING THE TWELVE MONTH PERIOD ENDED JUNE 30, 1983

CIRCUIT AND DISTRICT	PRIVATE CASES												PRISONER PETITIONS			COPYRIGHT PATENT TRADEMARK	LABOR SUITS	ALL OTHER
	TOTAL PRIVATE CIVIL	CON- TRACT	REAL PROP- ERTY	FELA	MARINE PERSONAL INJURY	MOTOR VEHICLE PERSONAL INJURY	OTHER PERSONAL INJURY	OTHER TORT ACTIONS	ANTI- TRUST	CIVIL RIGHTS	COM- MERCE	HABEAS CORPUS	CIVIL RIGHTS	MAN- DAMUS AND OTHER				
7TH ...	11,670	2,552	911	125	32	411	739	255	117	1,745	118	754	1,187	30	451	1,492	751	
ILN. ....	6,501	1,646	733	52	13	133	307	147	89	931	93	310	344	20	317	958	408	
ILC. ....	666	84	2	2	2	19	38	15	4	76	9	88	123	1	21	108	74	
ILS. ....	826	111	7	9	6	38	84	15	1	72	5	107	238	4	9	79	41	
INN. ....	953	180	97	22	2	99	97	18	7	172	4	61	58	-	23	77	56	
INS. ....	1,075	280	53	26	4	87	108	31	8	155	6	59	62	1	28	105	62	
WIE. ....	885	168	9	9	2	15	55	14	7	188	1	74	173	1	35	75	59	
WIW. ....	764	103	10	5	3	20	50	15	1	151	-	55	189	3	18	90	51	
8TH ...	8,165	1,858	145	167	24	472	1,039	245	77	1,269	114	364	963	11	203	597	617	
ARE. ....	1,071	212	19	6	7	77	113	24	3	223	7	72	211	1	5	35	56	
ARW. ....	567	168	35	-	-	67	111	19	1	79	3	10	15	2	1	19	37	
IAN. ....	346	83	7	4	-	22	49	7	3	26	16	17	62	-	7	30	13	
IAS. ....	611	103	13	14	-	26	69	24	12	60	18	40	163	-	16	32	23	
MN. ....	1,263	262	28	31	7	29	223	21	19	273	18	24	22	1	69	119	117	
MOE. ....	1,547	463	5	5	6	112	170	63	19	199	10	70	121	1	38	186	79	
MOV. ....	1,358	216	12	11	3	57	152	25	14	232	26	82	262	3	38	124	101	
NE. ....	859	165	4	87	1	46	82	33	2	132	17	22	77	-	19	37	135	
ND. ....	177	62	14	8	-	6	29	5	1	9	-	7	2	1	4	7	22	
SD. ....	366	124	8	1	-	30	41	24	3	36	1	20	28	2	6	8	34	
9TH ...	15,570	4,290	253	240	432	367	1,231	405	250	1,691	114	955	1,307	26	990	1,561	1,358	
AK. ....	340	149	8	-	20	5	31	12	2	11	6	6	6	1	7	53	23	
AZ. ....	1,339	274	15	8	3	57	88	14	11	128	2	154	380	11	47	71	76	
CAN. ....	2,567	675	22	10	120	30	228	54	60	371	12	179	116	1	147	339	203	
CAE. ....	770	176	13	12	6	32	44	15	4	122	3	72	119	1	24	57	70	
CAC. ....	4,970	1,507	52	140	88	80	370	121	91	442	57	248	90	3	576	681	424	
CAS. ....	679	159	27	2	57	4	46	22	6	125	8	20	18	1	48	50	86	
HI. ....	419	142	18	-	12	16	46	20	11	34	-	5	10	-	17	36	52	
ID. ....	404	113	19	6	-	17	65	15	1	65	1	13	44	-	14	20	11	
MT. ....	423	110	14	34	-	36	48	20	4	23	10	18	54	1	9	22	20	
NV. ....	474	78	10	2	-	24	43	14	5	59	2	42	50	1	19	51	74	
OR. ....	1,431	431	22	9	38	45	98	59	17	168	7	78	147	1	40	167	104	
WAE. ....	397	67	18	9	-	5	25	5	11	27	1	45	122	2	7	11	42	
WAW. ....	1,252	387	13	8	88	16	96	33	26	112	5	74	151	3	35	102	103	
GUAM. ....	43	6	1	-	-	-	-	-	1	2	-	1	-	-	-	-	32	
NMI. ....	62	16	1	-	-	-	3	1	-	2	-	-	-	-	-	1	38	

TABLE C 3B. U.S. DISTRICT COURTS  
CIVIL CASES TERMINATED, BY NATURE OF SUIT AND DISTRICT  
DURING THE TWELVE MONTH PERIOD ENDED JUNE 30, 1983

CIRCUIT AND DISTRICT	TOTAL CIVIL CASES	UNITED STATES CASES															
		TOTAL U.S. CIVIL	CON- TRACT	LAND CONDEM- NATION	OTHER REAL PROP- ERTY	TORT ACTIONS	ANTI- TRUST	CIVIL RIGHTS	PRISONER PETITIONS				FORFEIT- URES AND PENAL- TIES	LABOR SUITS	SOCIAL SECURITY	TAX SUITS	ALL OTHER
									MOTIONS TO VACATE SENTENCE	HABEAS CORPUS	CIVIL RIGHTS	MAN- DAMUS AND OTHER					
10TH ...	11,932	4,739	2,726	71	404	113	-	97	69	123	21	77	98	95	251	386	208
CO .....	2,216	643	206	5	12	26	-	36	13	22	5	3	32	49	43	133	58
KS .....	2,078	935	501	15	99	14	-	15	18	79	2	71	12	17	26	40	26
NM .....	1,616	847	615	14	54	27	-	16	11	3	1	3	15	5	47	14	22
OK,N .....	1,033	459	327	16	30	3	-	1	5	2	2	-	12	3	24	28	6
OK,E .....	601	182	72	9	43	1	-	4	6	1	-	-	4	2	22	9	9
OK,W .....	2,451	792	408	12	126	25	-	15	11	14	10	-	15	6	57	54	39
UT .....	1,419	689	470	-	29	13	-	8	3	2	1	-	8	10	29	85	31
WY .....	518	192	127	-	11	4	-	2	2	-	-	-	-	3	3	23	17
11TH ...	21,152	7,355	2,744	662	422	260	4	152	148	172	56	20	569	126	1,354	323	343
AL,N .....	3,275	1,437	681	16	14	27	-	23	21	29	9	-	21	13	503	42	38
AL,M .....	1,342	424	259	-	6	22	2	11	7	14	3	-	1	3	76	9	11
AL,S .....	1,250	420	314	-	7	3	-	7	3	-	2	-	3	3	54	12	12
FL,N .....	961	303	86	-	52	18	1	8	11	39	6	2	9	8	37	6	20
FL,M .....	3,954	1,152	370	4	184	53	1	17	20	4	4	2	75	39	220	96	63
FL,S .....	4,388	1,961	390	633	58	64	-	36	32	54	12	1	398	39	85	37	122
GA,N .....	3,355	728	185	3	22	29	-	35	34	25	19	15	35	9	239	36	42
GA,M .....	1,291	523	281	4	49	17	-	7	14	5	-	-	9	7	68	46	16
GA,S .....	1,336	407	178	2	30	27	-	8	6	2	1	-	18	5	72	39	19



TABLE C 3B. U.S. DISTRICT COURTS  
CIVIL CASES TERMINATED, BY NATURE OF SUIT AND DISTRICT  
DURING THE TWELVE MONTH PERIOD ENDED JUNE 30, 1983

CIRCUIT AND DISTRICT	PRIVATE CASES																
	TOTAL PRIVATE CIVIL	CON- TRACT	REAL PROP- ERTY	FELA	MARINE PERSONAL INJURY	MOTOR VEHICLE PERSONAL INJURY	OTHER PERSONAL INJURY	OTHER TORT ACTIONS	ANTI- TRUST	CIVIL RIGHTS	COM- MERCE	PRISONER PETITIONS			COPYRIGHT PATENT TRADEMARK	LABOR SUITS	ALL OTHER
												HABEAS CORPUS	CIVIL RIGHTS	MAN- DAMUS AND OTHER			
10TH ..	7,193	2,156	306	88	4	485	877	238	68	805	61	387	659	26	168	251	614
CO .....	1,573	418	33	30	1	52	144	30	23	243	17	57	143	3	64	136	179
KS .....	1,143	280	19	16	1	76	227	50	10	172	6	60	123	15	19	33	56
NM .....	769	179	36	4	-	52	75	29	11	118	5	80	73	2	15	20	70
OK,N .....	574	253	14	6	-	39	60	28	1	41	3	26	19	1	15	23	45
OK,E .....	419	84	24	8	-	46	40	13	2	15	2	44	142	2	3	4	10
OK,W .....	1,659	688	118	7	2	154	208	65	10	122	7	85	57	2	24	9	101
UT .....	730	205	40	12	-	27	71	13	7	74	1	24	73	1	23	22	137
WY .....	326	89	22	5	-	39	52	10	4	20	20	11	29	-	5	4	18
11TH ..	13,797	4,031	200	29	202	487	826	470	99	1,578	76	1,309	2,760	9	429	557	735
AL,N .....	1,838	622	45	2	3	95	110	54	7	308	7	137	212	-	27	144	65
AL,M .....	918	152	48	1	1	28	40	21	2	120	4	143	315	1	9	6	27
AL,S .....	830	234	16	2	67	24	34	20	2	85	-	71	212	-	2	22	39
FL,N .....	658	78	5	1	7	17	31	10	3	79	-	142	239	2	15	13	16
FL,M .....	2,802	508	22	5	55	35	105	49	14	236	8	340	1,105	-	113	87	120
FL,S .....	2,427	969	32	-	55	38	134	42	41	242	49	168	127	2	167	187	174
GA,N .....	2,627	888	20	8	-	131	229	208	23	329	5	166	270	2	74	63	211
GA,M .....	768	270	6	6	-	61	51	20	4	74	2	99	109	2	12	21	31
GA,S .....	929	310	6	4	14	58	92	46	3	105	1	43	171	-	10	14	52

TABLE C4. U.S. DISTRICT COURTS  
CIVIL CASES TERMINATED, BY NATURE OF SUIT AND ACTION TAKEN  
(LAND CONDEMNATION CASES OMITTED)  
DURING THE TWELVE MONTH PERIOD ENDED JUNE 30, 1983

NATURE OF SUIT	TOTAL	NO COURT ACTION	COURT ACTION						
			TOTAL	BEFORE PRETRIAL	DURING OR AFTER PRETRIAL	DURING OR AFTER TRIAL			
						TOTAL	NON- JURY	JURY	PERCENT REACHING TRIAL
TOTAL CASES . . . . .	213,616	98,997	14,619	75,851	27,143	11,625	6,561	5,064	5.4
UNITED STATES CASES . . . . .	82,177	48,354	33,823	28,986	3,225	1,612	1,466	146	2.0
CONTRACT ACTIONS									
NEGOTIABLE INSTRUMENTS . . . . .	2,861	1,995	866	726	110	30	28	2	1.0
RECOVERY OF OVERPAYMENTS AND ENFORCEMENT OF JUDGMENTS . . . . .	36,494	30,498	5,996	5,750	192	54	52	2	0.1
OTHER CONTRACTS . . . . .	2,308	1,416	892	606	201	85	74	11	3.7
REAL PROPERTY . . . . .	4,537	2,321	2,216	1,863	273	80	78	2	1.8
TORT ACTIONS									
MARINE, PERSONAL INJURY . . . . .	152	46	106	37	41	28	27	1	18.4
MOTOR VEHICLE, PERSONAL INJURY . . . . .	550	244	306	129	118	59	54	5	10.7
OTHER PERSONAL INJURY . . . . .	2,004	666	1,338	607	414	317	287	30	15.8
OTHER TORTS . . . . .	441	236	205	104	69	32	30	2	7.3
ACTIONS UNDER STATUTES									
ANTITRUST . . . . .	40	11	29	16	10	3	3	-	7.5
CIVIL RIGHTS									
EMPLOYMENT . . . . .	936	302	634	315	177	142	135	7	15.2
OTHER CIVIL RIGHTS . . . . .	915	346	569	430	95	44	39	5	4.8
DEPORTATION . . . . .	156	91	65	58	7	-	-	-	-
PRISONER PETITIONS									
MOTIONS TO VACATE SENTENCE . . . . .	1,220	192	1,028	983	34	11	11	-	0.9
HABEAS CORPUS . . . . .	1,867	200	1,667	1,616	30	21	20	1	1.1
MANDAMUS AND OTHER . . . . .	360	63	297	286	8	3	3	-	0.8
CIVIL RIGHTS . . . . .	776	87	689	647	21	21	18	3	2.7
LIQUOR FORFEITURES . . . . .	2	-	2	-	-	2	2	-	100.0
OTHER FORFEITURE AND PENALTY SUITS . . . . .	3,173	1,756	1,417	1,124	168	125	108	17	3.9
FAIR LABOR STANDARDS ACT . . . . .	995	488	507	274	186	47	46	1	4.7
OTHER LABOR LITIGATION . . . . .	658	322	336	229	62	45	41	4	6.8
SELECTIVE SERVICE ACT . . . . .	2	-	2	2	-	-	-	-	-
SOCIAL SECURITY LAWS									
HEALTH INSURANCE . . . . .	428	108	320	295	22	3	3	-	0.7
BLACK LUNG . . . . .	580	44	536	533	3	-	-	-	-
DISABILITY INSURANCE . . . . .	8,113	1,981	6,132	5,952	172	8	7	1	0.1
SUPPLEMENTAL SECURITY INCOME . . . . .	2,326	583	1,743	1,674	69	-	-	-	-
RETIREMENT AND SERVICES BENEFITS . . . . .	169	40	129	124	5	-	-	-	-
OTHER . . . . .	1,793	358	1,435	1,352	79	4	3	1	0.2
TAX SUITS . . . . .	4,301	2,171	2,130	1,568	314	248	206	42	5.8
ALL OTHER U.S. ACTIONS . . . . .	4,020	1,789	2,231	1,686	345	200	191	9	5.0

TABLE C4. U.S. DISTRICT COURTS  
CIVIL CASES TERMINATED, BY NATURE OF SUIT AND ACTION TAKEN  
(LAND CONDEMNATION CASES OMITTED)  
DURING THE TWELVE MONTH PERIOD ENDED JUNE 30, 1983

NATURE OF SUIT	TOTAL	NO COURT ACTION	COURT ACTION						
			TOTAL	BEFORE PRETRIAL	DURING OR AFTER PRETRIAL	DURING OR AFTER TRIAL			
						TOTAL	NON- JURY	JURY	PERCENT REACHING TRIAL
FEDERAL QUESTION .....	80,741	28,948	51,793	34,466	11,897	5,430	3,516	1,914	6.7
CONTRACT ACTIONS									
MARINE .....	5,564	2,895	2,669	1,337	1,104	228	209	19	4.1
MILLER ACT .....	968	581	387	201	133	53	49	4	5.5
OTHER CONTRACTS .....	315	135	180	112	48	20	15	5	6.3
REAL PROPERTY .....	1,056	76	980	912	47	21	20	1	2.0
TORT ACTIONS									
EMPLOYERS' LIABILITY ACT .....	1,963	669	1,294	255	780	259	29	230	13.2
MARINE, PERSONAL INJURY .....	4,237	1,150	3,087	757	1,900	430	163	267	10.1
OTHER PERSONAL INJURY .....	349	180	169	100	53	16	6	10	4.6
OTHER TORTS .....	1,800	794	1,006	449	436	121	104	17	6.7
ACTIONS UNDER STATUTES									
BANKRUPTCY SUITS .....	2,923	1,728	1,195	1,058	86	51	42	9	1.7
ANTITRUST .....	1,389	589	800	366	291	143	41	102	10.3
CIVIL RIGHTS									
EMPLOYMENT .....	6,699	2,391	4,308	1,658	1,526	1,124	899	225	16.8
OTHER CIVIL RIGHTS .....	8,545	2,983	5,562	2,817	1,749	996	456	540	11.7
PRISONER PETITIONS									
HABEAS CORPUS .....	8,176	1,541	6,635	6,340	177	118	112	6	1.4
MANDAMUS AND OTHER .....	192	42	150	141	5	4	1	3	2.1
CIVIL RIGHTS	16,434	3,117	13,317	11,718	809	790	595	195	4.8
FAIR LABOR STANDARDS ACT .....	570	223	347	151	130	66	49	17	11.6
LABOR MANAGEMENT RELATIONS ACT .....	3,951	1,887	2,064	1,453	471	140	125	15	3.5
OTHER LABOR LITIGATION .....	4,510	2,489	2,021	1,254	570	197	121	76	4.4
COPYRIGHT .....	1,901	1,152	749	491	207	51	44	7	2.7
PATENT .....	940	401	539	234	193	112	88	24	11.9
TRADEMARK .....	1,993	1,046	947	583	261	103	93	10	5.2
CONSTITUTIONALITY									
OF STATE STATUTES .....	314	112	202	144	30	28	27	1	8.9
ALL OTHER FEDERAL QUESTION .....	5,952	2,767	3,185	1,935	891	359	228	131	6.0

TABLE C4. U.S. DISTRICT COURTS  
CIVIL CASES TERMINATED, BY NATURE OF SUIT AND ACTION TAKEN  
(LAND CONDEMNATION CASES OMITTED)  
DURING THE TWELVE MONTH PERIOD ENDED JUNE 30, 1983

NATURE OF SUIT	TOTAL	NO COURT ACTION	COURT ACTION						
			TOTAL	BEFORE PRETRIAL	DURING OR AFTER PRETRIAL	DURING OR AFTER TRIAL			
						TOTAL	NON- JURY	JURY	PERCENT REACHING TRIAL
DIVERSITY OF CITIZENSHIP .....	50,061	21,219	28,842	12,336	11,972	4,534	1,558	2,976	9.1
CONTRACT ACTIONS									
INSURANCE .....	5,070	2,122	2,948	1,277	1,193	478	191	287	9.4
NEGOTIABLE INSTRUMENTS .....	1,394	715	679	440	174	65	45	20	4.7
OTHER CONTRACTS .....	20,099	9,364	10,735	5,248	4,043	1,444	820	624	7.2
REAL PROPERTY .....	2,585	1,162	1,423	946	327	150	100	50	5.8
TORT ACTIONS									
MARINE, PERSONAL INJURY .....	757	239	518	138	281	99	39	60	13.1
MOTOR VEHICLE, PERSONAL INJURY .....	6,142	2,431	3,711	1,164	1,866	681	93	588	11.1
OTHER PERSONAL INJURY .....	11,924	4,339	7,585	2,634	3,545	1,406	178	1,228	11.8
OTHER TORTS .....	2,087	846	1,241	488	543	210	91	119	10.1
ALL OTHER DIVERSITY .....	3	1	2	1	-	1	1	-	33.3
LOCAL JURISDICTION .....	637	476	161	63	49	49	21	28	7.7
CONTRACT ACTIONS	109	78	33	21	5	7	5	2	5.4
REAL PROPERTY .....	49	35	14	8	1	5	4	1	10.2
TORT ACTIONS									
MOTOR VEHICLE, PERSONAL INJURY .....	77	58	19	5	6	8	1	7	10.4
OTHER PERSONAL INJURY .....	135	81	54	11	22	21	5	16	15.6
OTHER TORTS .....	12	7	5	1	4	-	-	-	-
PRISONER PETITIONS									
HABEAS CORPUS .....	6	3	3	3	-	-	-	-	-
MANDAMUS AND OTHER .....	-	-	-	-	-	-	-	-	-
CIVIL RIGHTS .....	2	-	2	2	-	-	-	-	-
DOMESTIC RELATIONS .....	3	3	-	-	-	-	-	-	-
INSANITY .....	106	105	1	1	-	-	-	-	-
ALL OTHER LOCAL .....	138	108	30	11	11	8	6	2	5.8

TABLE C 4A U.S. DISTRICT COURTS  
CIVIL CASES TERMINATED, BY DISTRICT AND ACTION TAKEN  
(LAND CONDEMNATION CASES OMITTED)  
DURING THE TWELVE MONTH PERIOD ENDED JUNE 30, 1983

CIRCUIT AND DISTRICT	TOTAL	NO COURT ACTION	COURT ACTION						
			TOTAL	BEFORE PRETRIAL	DURING OR AFTER PRETRIAL	DURING OR AFTER TRIAL			
						TOTAL	NON- JURY	JURY	PERCENT REACHING TRIAL
TOTAL ...	213,616	98,997	114,619	75,851	27,143	11,625	6,561	5,064	5.4
DC .....	3,941	1,848	2,093	1,580	297	216	116	100	5.5
1ST ...	8,935	2,510	6,425	4,494	1,521	410	200	210	4.6
ME .....	757	383	374	187	158	29	14	15	3.8
MA .....	3,281	1,218	2,063	1,340	539	184	73	111	5.6
NH .....	808	382	426	113	277	38	15	21	4.5
RI .....	1,126	393	733	363	275	95	64	31	8.4
PR .....	2,963	134	2,829	2,491	272	66	34	32	2.2
2ND ...	18,179	7,957	10,222	5,673	3,714	835	423	412	4.6
CT .....	2,296	1,119	1,177	905	165	107	71	36	4.7
NY,N .....	1,251	541	710	439	216	55	21	34	4.4
NY,E .....	4,144	1,843	2,501	1,292	1,040	169	67	102	4.1
NY,S .....	8,955	3,953	5,002	2,489	2,087	426	223	203	4.8
NY,W .....	1,101	436	665	418	199	48	30	18	4.4
VT .....	432	265	167	130	7	30	11	19	6.9
3RD ...	18,237	6,664	9,573	6,316	2,175	1,082	615	467	6.7
DE .....	813	183	630	543	40	47	39	8	5.8
NJ .....	3,995	1,818	2,177	1,336	573	268	185	83	6.7
PA,E .....	6,119	1,783	4,336	2,807	1,108	421	190	231	6.9
PAM .....	1,587	533	1,054	745	179	130	81	49	8.2
PA,W .....	3,083	1,865	1,218	813	235	170	102	68	5.5
VI .....	640	482	158	72	40	46	18	28	7.2
4TH ...	19,778	8,158	11,620	8,047	2,238	1,335	761	574	6.7
MD .....	3,761	1,587	2,174	1,597	366	211	141	70	5.6
NCE .....	2,119	1,194	925	799	60	86	33	33	3.1
NC,M .....	1,202	693	509	337	132	40	18	22	3.3
NC,W .....	1,496	849	646	310	253	83	36	47	5.6
SC .....	3,370	998	2,372	1,436	629	307	145	162	9.1
VA,E .....	3,215	1,019	2,196	1,384	409	403	283	120	12.5
VAW .....	2,517	944	1,573	1,268	152	153	81	72	6.1
WV,N .....	636	203	433	378	35	20	7	13	3.1
WV,S .....	1,463	671	792	538	202	52	17	35	3.6
5TH ...	25,552	9,050	16,502	9,974	4,617	1,911	1,172	739	7.5
LA,E .....	6,037	433	5,604	2,645	2,480	479	255	224	7.9
LAM .....	1,121	374	747	545	114	88	67	21	7.9
LAW .....	2,850	1,515	1,335	706	447	182	115	67	6.4
MSN .....	993	480	513	325	101	87	57	30	8.8
MSS .....	1,685	1,175	490	231	155	104	59	45	6.2
TX,N .....	3,325	614	2,711	2,302	150	259	184	75	7.8
TX,E .....	1,758	606	1,152	571	367	214	103	111	12.2
TX,S .....	5,523	2,666	2,857	1,780	742	335	232	103	6.1
TX,W .....	2,280	1,187	1,093	889	61	163	100	63	7.1
6TH ...	24,742	11,095	13,647	9,427	3,184	1,036	526	511	4.2
KY,E .....	2,092	531	1,561	1,349	151	61	37	24	2.9
KY,W .....	1,450	506	944	550	309	85	33	52	5.9
MI,E .....	6,102	1,831	4,271	2,456	1,519	296	139	157	4.9
MI,W .....	1,880	969	911	693	148	70	28	42	3.7
OH,N .....	5,036	2,976	2,060	1,394	546	120	87	53	2.4
OH,S .....	4,326	2,598	1,727	1,468	168	91	40	51	2.1
TR,E .....	1,584	606	978	508	269	201	108	93	12.7
TNM .....	1,288	618	870	591	26	53	27	26	4.1
TN,W .....	984	459	525	418	48	59	46	13	6.0

TABLE C 4A U.S. DISTRICT COURTS  
CIVIL CASES TERMINATED, BY DISTRICT AND ACTION TAKEN  
(LAND CONDEMNATION CASES OMITTED)  
DURING THE TWELVE MONTH PERIOD ENDED JUNE 30, 1983

CIRCUIT AND DISTRICT	TOTAL	NO COURT ACTION	COURT ACTION						
			TOTAL	BEFORE PRETRIAL	DURING OR AFTER PRETRIAL	DURING OR AFTER TRIAL			
						TOTAL	NON- JURY	JURY	PERCENT REACHING TRIAL
7TH ...	18,372	8,407	9,965	6,535	2,690	740	440	300	4.0
IL,N .....	8,069	3,777	4,292	2,861	1,168	283	158	105	3.3
IL,C .....	964	201	763	543	173	47	29	18	4.9
IL,S .....	1,312	417	895	710	89	96	65	31	7.3
INN .....	1,944	697	1,247	815	351	81	44	37	4.2
INS .....	3,105	2,120	985	525	379	81	50	31	2.6
WIE .....	1,618	743	875	543	266	66	42	24	4.1
WI,W .....	1,360	452	908	538	264	106	52	54	7.8
8TH ...	15,662	8,465	7,197	4,733	1,456	1,008	552	456	6.4
AR,E .....	2,011	771	1,240	897	183	160	106	54	8.0
AR,W .....	1,019	433	586	391	95	100	52	48	9.8
IA,N .....	619	325	294	223	41	30	14	16	4.8
IA,S .....	917	296	621	386	178	59	34	25	6.4
MN .....	3,425	2,457	958	378	500	90	52	38	2.6
MO,E .....	2,701	1,840	861	614	43	204	107	97	7.6
MO,W .....	2,497	1,072	1,425	1,033	202	140	64	76	5.6
NE .....	1,454	793	661	453	85	123	55	68	8.5
ND .....	389	220	169	87	54	28	22	6	7.2
SD .....	630	258	372	221	77	74	46	28	11.7
9TH ...	29,917	19,292	10,625	7,989	1,644	992	630	356	3.3
AK .....	640	182	458	314	115	29	22	7	4.5
AZ .....	3,217	2,129	1,088	962	68	58	42	16	1.8
CA,N .....	6,858	5,612	1,347	1,083	150	114	77	37	1.7
CA,E .....	1,305	686	619	495	84	40	25	15	3.1
CAC .....	7,185	4,156	3,029	2,222	511	296	177	119	4.1
CAS .....	1,668	1,335	533	453	38	38	26	12	2.0
HI .....	713	527	186	146	22	18	11	7	2.5
ID .....	923	644	279	228	9	42	24	18	4.6
MT .....	683	274	409	112	248	49	40	9	7.2
NV .....	930	473	457	390	38	29	18	11	3.1
OR .....	2,205	1,581	624	373	120	131	63	68	5.9
WAE .....	790	298	492	369	93	30	19	11	3.8
WA,W .....	2,448	1,405	1,043	808	124	111	86	25	4.5
GUAM .....	80	60	20	15	4	1	1	-	1.3
NMI .....	71	30	41	19	16	6	5	1	8.5
10TH ...	11,843	5,330	6,513	3,533	2,195	785	387	398	6.6
CO .....	2,210	480	1,730	1,187	386	157	96	61	7.1
KS .....	2,060	1,118	942	544	284	114	41	73	5.5
NM .....	1,602	927	675	308	240	127	74	53	7.9
OK,N .....	1,017	347	670	425	180	65	27	38	6.4
OK,E .....	592	282	310	176	99	35	18	17	5.9
OK,W .....	2,426	898	1,528	595	760	173	70	103	7.1
UT .....	1,419	1,017	402	219	123	60	30	30	4.2
WY .....	517	261	256	79	123	54	31	23	10.4
11TH ...	20,458	10,221	10,237	7,550	1,412	1,275	734	541	6.2
AL,N .....	3,257	1,173	2,084	1,417	435	232	128	104	7.1
AL,M .....	1,314	405	909	607	176	128	89	37	9.6
AL,S .....	1,250	744	506	251	135	120	87	33	9.6
FL,N .....	961	521	440	365	38	37	19	18	3.9
FL,M .....	3,948	2,205	1,743	1,248	261	234	156	78	5.9
FL,S .....	3,755	1,735	2,020	1,758	122	140	102	38	3.7
GAN .....	3,352	1,864	1,488	1,218	75	195	68	127	5.8
GAM .....	1,287	825	462	322	76	64	20	44	5.0
GAS .....	1,334	749	585	364	94	127	65	62	9.5

TABLE C-5. U.S. DISTRICT COURTS  
TIME INTERVALS FROM FILING TO DISPOSITION OF CIVIL CASES TERMINATED, BY DISTRICT AND METHOD OF DISPOSITION  
(EXCLUDES: LAND CONDEMNATION, PRISONER PETITIONS, AND DEPORTATION REVIEWS  
INTERVALS SHOWN ARE FOR THE MEDIAN TIME AND FOR THE RANGE OF THE MIDDLE 80 PERCENT OF THE CASES.)  
DURING THE TWELVE MONTH PERIOD ENDED JUNE 30, 1983

CIRCUIT AND DISTRICT	TOTAL CASES				NO COURT ACTION				COURT ACTION											
	NUMBER OF CASES	TIME INTERVALS IN MONTHS*			NUMBER OF CASES	TIME INTERVALS IN MONTHS*			BEFORE PRETRIAL				DURING OR AFTER PRETRIAL				TRIAL			
		10 PER- CENT LESS THAN	ME- DIAN	10 PER- CENT MORE THAN		10 PER- CENT LESS THAN	ME- DIAN	10 PER- CENT MORE THAN	NUMBER OF CASES	10 PER- CENT LESS THAN	ME- DIAN	10 PER- CENT MORE THAN	NUMBER OF CASES	10 PER- CENT LESS THAN	ME- DIAN	10 PER- CENT MORE THAN	NUMBER OF CASES	10 PER- CENT LESS THAN	ME- DIAN	10 PER- CENT MORE THAN
TOTAL . . . .	184,427	1	7	26	93,661	1	4	18	54,057	2	7	24	26,052	6	16	38	10,657	6	19	45
DC . . . . .	3,622	1	6	22	1,800	1	5	16	1,321	1	6	27	288	4	9	24	213	5	12	28
1ST . . . .	8,507	2	7	33	2,437	1	5	22	4,183	1	5	23	1,490	8	22	44	397	9	29	61
ME . . . . .	719	2	8	32	374	1	4	16	165	2	9	23	154	8	25	40	26	22	34	59
MA . . . . .	3,123	2	10	42	1,197	2	6	24	1,220	2	9	35	527	9	28	58	179	16	33	68
NH . . . . .	756	1	6	28	361	1	3	10	88	1	5	9	272	6	17	33	35	6	27	42
RI . . . . .	1,038	2	18	39	376	2	8	29	296	3	16	39	273	14	28	42	93	2	27	47
PR . . . . .	2,871	1	5	14	129	1	4	11	2,414	1	4	11	264	7	14	35	64	9	17	57
2ND . . . .	15,872	2	9	35	7,596	1	6	28	3,896	2	8	29	3,607	5	16	41	773	7	21	55
CT . . . . .	1,964	2	9	43	1,060	2	10	41	684	1	6	28	144	9	25	64	76	13	44	71
NY,N . . . .	1,001	3	16	42	507	2	14	37	227	2	10	31	214	14	25	51	53	7	25	52
NY,E . . . .	3,751	2	9	34	1,604	1	5	22	979	2	9	29	1,004	5	16	46	164	8	26	64
NY,S . . . .	7,881	2	8	30	3,775	1	5	23	1,655	1	7	27	2,043	5	13	36	408	6	17	40
NY,W . . . .	865	2	11	39	393	1	6	20	232	3	13	31	195	10	25	52	45	8	24	73
VT . . . . .	410	2	8	33	257	1	5	29	119	3	11	36	7	-	-	-	27	11	17	28
3RD . . . .	13,855	1	7	24	6,376	1	4	17	4,375	1	7	19	2,094	5	13	34	1,010	3	17	41
DE . . . . .	469	1	9	34	182	1	5	17	214	1	8	30	36	8	24	39	37	12	39	73
NJ . . . . .	3,688	1	7	19	1,775	1	5	13	1,110	1	7	16	546	7	13	29	257	2	16	38
P.A.E. . . .	5,359	1	7	25	1,678	1	4	18	2,200	1	7	20	1,074	4	11	35	407	6	17	42
P.A.M. . . .	1,042	2	9	23	489	1	7	22	268	2	7	19	167	7	13	26	118	1	13	24
P.A.W. . . .	2,698	1	4	20	1,794	1	2	13	528	2	8	18	231	8	17	38	145	1	15	38
VI . . . . .	599	3	15	34	458	3	12	32	55	3	13	32	40	13	22	38	46	14	29	46

TABLE C-5. U.S. DISTRICT COURTS  
TIME INTERVALS FROM FILING TO DISPOSITION OF CIVIL CASES TERMINATED, BY DISTRICT AND METHOD OF DISPOSITION  
(EXCLUDES: LAND CONDEMNATION, PRISONER PETITIONS, AND DEPORTATION REVIEWS  
INTERVALS SHOWN ARE FOR THE MEDIAN TIME AND FOR THE RANGE OF THE MIDDLE 80 PERCENT OF THE CASES.)  
DURING THE TWELVE MONTH PERIOD ENDED JUNE 30, 1983

CIRCUIT AND DISTRICT	TOTAL CASES				NO COURT ACTION				COURT ACTION											
	NUMBER OF CASES	TIME INTERVALS IN MONTHS*			NUMBER OF CASES	TIME INTERVALS IN MONTHS*			BEFORE PRETRIAL				DURING OR AFTER PRETRIAL				TRIAL			
		10 PER- CENT LESS THAN	ME- DIAN	10 PER- CENT MORE THAN		NUMBER OF CASES	10 PER- CENT LESS THAN	ME- DIAN	10 PER- CENT MORE THAN	TIME INTERVALS IN MONTHS*			NUMBER OF CASES	10 PER- CENT LESS THAN	ME- DIAN	10 PER- CENT MORE THAN	NUMBER OF CASES	10 PER- CENT LESS THAN	ME- DIAN	10 PER- CENT MORE THAN
4TH . . . .	15,584	1	5	22	7,759	1	4	14	4,614	1	6	21	2,128	5	13	37	1,083	5	12	38
MD . . . . .	3,023	1	5	21	1,528	1	4	14	998	1	5	15	340	6	15	35	157	2	17	42
NC.E . . . . .	1,427	2	4	14	1,129	1	4	9	199	2	9	20	53	8	14	23	46	7	13	34
NC.M . . . . .	1,039	1	4	24	692	1	4	7	179	2	8	17	130	7	23	53	38	22	42	73
NC.W . . . . .	1,266	2	4	16	820	1	3	7	150	2	8	21	221	5	10	28	75	7	15	30
SC . . . . .	3,205	2	8	23	956	1	4	17	1,319	2	8	22	625	5	12	26	305	6	12	28
VA.E . . . . .	1,912	1	5	19	882	1	3	8	332	1	5	16	393	4	7	18	305	4	7	20
VA.W . . . . .	1,916	1	5	19	912	1	5	14	778	1	2	9	133	7	18	53	93	5	17	38
WV.N . . . . .	412	1	8	35	190	1	3	21	174	1	9	33	32	11	26	68	16	7	19	51
WV.S . . . . .	1,384	1	12	39	650	1	6	34	485	2	11	32	201	12	22	53	48	12	26	48
5TH . . . . .	22,141	2	9	28	8,639	1	6	22	7,301	1	6	22	4,458	8	17	36	1,743	10	21	47
LA.E . . . . .	5,635	2	10	29	422	1	5	16	2,336	1	4	17	2,421	7	15	32	456	10	21	64
LAM . . . . .	705	1	5	27	335	1	4	21	242	2	4	13	81	13	24	42	47	8	27	44
LAW . . . . .	2,620	2	7	26	1,493	1	4	20	515	1	4	20	444	9	18	34	168	11	22	34
MS.N . . . . .	844	1	8	20	446	1	4	16	230	2	8	17	100	12	16	22	68	11	19	30
MS.S . . . . .	1,579	1	8	30	1,168	1	5	23	465	4	11	29	149	11	24	44	97	10	24	48
TX.N . . . . .	2,733	2	10	29	570	1	6	27	1,790	2	9	26	141	9	20	49	232	5	19	41
TX.E . . . . .	1,532	2	14	31	572	2	7	27	390	3	11	25	362	11	19	36	208	12	19	36
TX.S . . . . .	4,622	2	10	30	2,515	2	8	23	1,095	1	5	23	702	10	20	41	310	13	25	53
TX.W . . . . .	1,871	2	8	24	1,118	1	5	19	538	3	11	24	58	8	19	53	157	8	17	39
6TH . . . . .	21,638	1	7	31	10,596	1	4	17	6,958	3	10	35	3,096	6	16	40	988	5	20	45
KY.E . . . . .	1,845	3	21	73	503	1	6	42	1,146	5	36	75	146	8	23	59	50	5	24	45
KY.W . . . . .	1,193	2	10	28	472	1	4	15	379	2	9	24	270	10	20	36	72	12	23	37
MI.E . . . . .	5,413	2	8	22	1,718	1	5	13	1,905	3	8	14	1,501	7	14	31	289	11	22	47
MI.W . . . . .	1,526	1	7	31	909	1	4	16	407	4	12	32	142	12	27	60	68	15	28	77
OH.N . . . . .	4,736	1	6	29	2,954	1	3	17	1,130	3	11	26	535	8	24	50	117	7	27	52
OH.S . . . . .	3,678	1	6	26	2,462	1	4	18	966	3	11	28	162	5	20	52	88	11	16	56
TN.E . . . . .	1,428	1	4	13	579	1	3	7	383	1	5	12	266	3	7	18	200	1	7	18
TN.M . . . . .	1,075	1	5	19	550	1	3	8	451	3	7	24	26	5	18	44	48	4	16	28
TN.W . . . . .	744	1	10	34	449	1	5	28	191	3	11	30	48	12	22	39	56	18	30	52



TABLE C-5. U.S. DISTRICT COURTS  
TIME INTERVALS FROM FILING TO DISPOSITION OF CIVIL CASES TERMINATED, BY DISTRICT AND METHOD OF DISPOSITION  
(EXCLUDES: LAND CONDEMNATION, PRISONER PETITIONS, AND DEPORTATION REVIEWS  
INTERVALS SHOWN ARE FOR THE MEDIAN TIME AND FOR THE RANGE OF THE MIDDLE 80 PERCENT OF THE CASES.)  
DURING THE TWELVE MONTH PERIOD ENDED JUNE 30, 1983

CIRCUIT AND DISTRICT	TOTAL CASES				NO COURT ACTION				COURT ACTION											
	NUMBER OF CASES	TIME INTER- VALS IN MONTHS*			NUM- BER OF CASES	TIME INTER- VALS IN MONTHS*			BEFORE PRETRIAL			DURING OR AFTER PRETRIAL			TRIAL					
		10 PER- CENT LESS THAN	ME- DIAN	10 PER- CENT MORE THAN		10 PER- CENT LESS THAN	ME- DIAN	10 PER- CENT MORE THAN	NUM- BER OF CASES	10 PER- CENT LESS THAN	ME- DIAN	10 PER- CENT MORE THAN	NUMBER OF CASES	10 PER- CENT LESS THAN	ME- DIAN	10 PER- CENT MORE THAN	NUMBER OF CASES	10 PER- CENT LESS THAN	ME- DIAN	10 PER- CENT MORE THAN
7TH . . .	15,867	1	5	25	8,319	1	3	15	4,356	1	6	22	2,559	6	16	37	633	8	23	49
IL,N . . .	7,279	1	6	24	3,722	1	4	16	2,168	1	6	22	1,134	4	13	37	255	6	23	50
IL,C . . .	721	2	8	27	195	1	5	22	344	1	6	19	153	7	15	40	29	13	24	43
IL,S . . .	799	2	8	27	405	1	5	22	266	2	9	22	64	11	20	43	64	9	23	38
IN,N . . .	1,803	2	6	31	691	1	4	20	697	2	5	22	340	8	21	43	75	12	29	63
IN,S . . .	2,845	1	4	22	2,115	1	3	10	277	3	9	27	374	8	18	36	79	12	29	52
WI,E . . .	1,363	1	5	23	742	1	2	10	303	1	7	21	258	8	17	32	60	8	24	42
WI,W . . .	1,057	1	5	22	449	1	3	11	301	1	4	15	236	5	13	32	71	7	16	35
8TH . . .	13,783	1	6	25	8,313	1	3	16	3,159	2	8	23	1,364	8	18	39	947	8	19	41
AR,E . . .	1,710	1	7	29	751	1	3	14	676	1	11	27	139	7	25	57	144	8	20	46
AR,W . . .	989	1	9	27	430	1	3	19	368	2	10	24	94	13	23	39	97	8	19	33
IA,N . . .	535	1	6	22	308	1	4	16	157	1	6	16	41	8	21	29	29	10	24	36
IA,S . . .	703	1	10	32	284	1	4	19	194	1	8	21	172	10	24	38	53	14	29	44
MN . . .	3,318	1	3	20	2,443	1	2	9	286	2	8	24	499	7	15	32	80	9	22	50
MO,E . . .	2,479	1	5	16	1,795	1	4	13	452	2	6	16	39	3	12	31	193	5	12	30
MO,W . . .	1,759	2	9	35	1,049	2	7	31	408	2	6	23	174	10	23	52	128	9	23	54
NE . . .	1,347	1	7	25	781	1	5	22	376	1	5	20	75	9	16	37	115	1	21	39
ND . . .	374	1	7	24	217	1	5	20	75	2	8	22	54	1	10	34	28	10	20	31
SD . . .	569	2	9	30	255	1	4	21	167	2	9	24	77	8	19	37	70	5	21	39
9TH . . .	27,105	1	5	24	18,671	1	4	18	5,877	2	8	26	1,593	8	20	42	964	9	22	46
AK . . .	621	1	9	36	177	1	7	24	300	1	5	24	115	13	28	48	29	16	30	42
AZ . . .	2,626	1	3	21	2,011	1	2	14	496	1	7	23	64	8	26	65	55	14	26	82
CA,N . . .	6,499	2	3	16	5,461	2	2	12	785	2	8	24	141	5	15	35	112	8	18	43
CA,E . . .	1,092	2	11	35	664	2	8	29	305	3	14	36	83	4	26	51	40	9	25	42
CA,C . . .	6,580	1	6	23	4,122	1	4	15	1,659	1	6	21	504	9	19	35	295	11	24	45
CA,S . . .	1,792	1	6	21	1,295	1	4	13	417	3	11	30	42	12	25	52	38	12	27	61
HI . . .	694	1	6	47	517	1	6	37	137	2	13	62	22	12	40	45	18	13	42	65
ID . . .	860	1	8	30	627	1	5	26	183	3	12	32	9	—	—	—	41	10	21	49
MT . . .	604	2	12	28	251	1	5	23	72	3	10	25	241	8	16	30	40	1	20	32
NV . . .	819	1	5	24	443	1	4	17	316	1	6	26	34	4	19	48	26	3	25	61
OR . . .	1,968	1	7	23	1,451	1	5	19	278	3	8	23	113	7	15	30	126	8	20	43
WA,E . . .	616	2	8	30	1,268	1	5	21	234	3	7	20	85	11	28	53	29	9	17	43
WA,W . . .	2,188	2	9	29	1,297	2	8	24	663	2	9	30	120	5	18	42	108	9	21	43
GUAM . . .	75	1	5	23	57	1	4	22	13	1	7	20	4	—	—	—	1	—	—	—
NMI . . .	71	1	12	22	30	1	10	22	19	1	4	14	16	9	19	28	6	—	—	—

TABLE C-5. U.S. DISTRICT COURTS  
TIME INTERVALS FROM FILING TO DISPOSITION OF CIVIL CASES TERMINATED, BY DISTRICT AND METHOD OF DISPOSITION  
(EXCLUDES: LAND CONDEMNATION, PRISONER PETITIONS, AND DEPORTATION REVIEWS  
INTERVALS SHOWN ARE FOR THE MEDIAN TIME AND FOR THE RANGE OF THE MIDDLE 80 PERCENT OF THE CASES.)  
DURING THE TWELVE MONTH PERIOD ENDED JUNE 30, 1983

CIRCUIT AND DISTRICT	TOTAL CASES				NO COURT ACTION				COURT ACTION											
	NUMBER OF CASES	TIME INTERVALS IN MONTHS*			NUMBER OF CASES	TIME INTERVALS IN MONTHS*			BEFORE PRETRIAL				DURING OR AFTER PRETRIAL				TRIAL			
		10 PER- CENT LESS THAN	ME- DIAN	10 PER- CENT MORE THAN		NUMBER OF CASES	TIME INTERVALS IN MONTHS*			NUMBER OF CASES	TIME INTERVALS IN MONTHS*			NUMBER OF CASES	TIME INTERVALS IN MONTHS*					
							10 PER- CENT LESS THAN	ME- DIAN	10 PER- CENT MORE THAN		10 PER- CENT LESS THAN	ME- DIAN	10 PER- CENT MORE THAN		10 PER- CENT LESS THAN	ME- DIAN	10 PER- CENT MORE THAN			
10TH ...	10,477	1	6	21	4,897	1	3	13	2,714	1	5	17	2,093	5	12	29	773	7	16	37
CO .....	1,961	1	8	24	418	1	3	12	1,017	2	6	18	374	8	17	34	152	9	20	42
KS .....	1,692	2	7	32	1,089	1	4	23	230	2	7	29	259	9	21	42	114	9	25	50
NM .....	1,429	1	4	16	881	1	2	8	239	2	7	17	182	5	11	21	127	8	15	25
OK,N .....	962	1	8	20	335	1	5	12	383	1	6	16	180	6	12	26	64	7	16	35
OK,E .....	397	1	7	15	182	1	3	10	82	1	5	12	99	7	11	16	34	9	14	27
OK,W .....	2,247	1	5	14	821	1	3	7	494	1	2	8	759	4	9	19	173	5	11	29
UT .....	1,314	1	5	21	936	1	4	14	204	3	10	23	118	8	17	38	56	13	20	34
WY .....	475	1	6	13	235	1	2	9	65	1	5	11	122	5	9	15	53	6	11	21
11TH ...	15,976	1	7	23	8,258	1	5	19	5,303	2	7	21	1,282	7	15	37	1,133	7	16	36
AL,N .....	2,849	1	6	19	1,008	1	3	12	1,206	2	6	15	411	6	14	27	224	7	14	24
AL,M .....	831	1	5	16	284	1	2	9	313	1	4	12	139	6	11	26	95	5	12	27
AL,S .....	962	1	5	17	585	1	3	12	182	2	7	17	127	6	12	22	68	5	12	20
FL,N .....	520	2	9	26	201	1	6	20	250	2	8	24	35	10	16	33	34	3	19	44
FL,M .....	2,470	2	10	30	1,269	1	7	21	766	2	10	25	222	8	21	45	213	11	23	58
FL,S .....	3,354	1	7	26	1,671	1	7	24	1,428	2	7	24	116	5	24	50	139	6	20	43
GAN .....	2,821	2	8	22	1,771	2	7	20	793	2	9	21	68	7	16	51	189	9	16	29
GAM .....	1,058	1	5	19	776	1	4	14	145	2	7	21	74	6	15	45	63	4	11	32
GAS .....	1,111	1	7	20	693	1	5	17	220	2	9	17	90	5	11	23	108	6	13	35

\* TIME INTERVAL COMPUTED ONLY WHERE THERE ARE 10 OR MORE CASES

TABLE C5A. U. S. DISTRICT COURTS  
TIME INTERVALS FROM FILING TO DISPOSITION OF CIVIL CASES TERMINATED, BY NATURE OF SUIT AND METHOD OF DISPOSITION  
(EXCLUDES: LAND CONDEMNATION, PRISONER PETITIONS, AND DEPORTATION REVIEWS  
INTERVALS SHOWN ARE FOR THE MEDIAN TIME AND FOR THE RANGE OF THE MIDDLE 80 PERCENT OF THE CASES.)  
DURING THE TWELVE MONTH PERIOD ENDED JUNE 30, 1993

NATURE OF SUIT	TOTAL CASES				NO COURT ACTION				COURT ACTION												
	NUMBER OF CASES	TIME INTERVALS IN MONTHS*			NUMBER OF CASES	TIME INTERVALS IN MONTHS*			BEFORE PRETRIAL				DURING OR AFTER PRETRIAL				NUMBER OF CASES	TRIAL			
		10 PER- CENT LESS THAN	ME- DIAN	10 PER- CENT MORE THAN		10 PER- CENT LESS THAN	ME- DIAN	10 PER- CENT MORE THAN	NUMBER OF CASES	TIME INTERVALS IN MONTHS*			NUMBER OF CASES	TIME INTERVALS IN MONTHS*				NUMBER OF CASES	TIME INTERVALS IN MONTHS*		
										10 PER- CENT LESS THAN	ME- DIAN	10 PER- CENT MORE THAN		10 PER- CENT LESS THAN	ME- DIAN	10 PER- CENT MORE THAN			10 PER- CENT LESS THAN	ME- DIAN	10 PER- CENT MORE THAN
TOTAL CASES	184,427	1	7	26	93,661	1	4	18	54,057	2	7	24	26,052	6	16	38	10,657	6	19	45	
UNITED STATES CASES	77,798	1	4	19	47,721	1	3	12	25,396	1	7	23	3,125	5	15	40	1,556	4	17	42	
CONTRACT ACTIONS																					
NEGOTIABLE INSTRUMENTS	2,861	1	4	16	1,995	1	3	13	726	1	4	17	110	5	11	32	30	5	23	39	
RECOVERY OF OVERPAYMENTS AND ENFORCEMENT OF JUDGMENTS	36,484	1	3	7	30,498	1	2	7	5,750	1	3	7	192	2	8	33	54	1	5	31	
OTHER CONTRACTS	2,308	1	5	25	1,416	1	4	19	605	1	6	24	201	5	15	42	85	3	14	47	
REAL PROPERTY	4,537	2	6	19	2,321	2	5	15	1,893	2	7	19	273	5	14	32	80	3	14	36	
TORT ACTIONS																					
MARINE, PERSONAL INJURY	152	3	15	33	46	3	10	24	37	3	12	25	41	10	20	39	28	8	21	33	
MOTOR VEHICLE, PERSONAL INJURY	550	2	10	27	244	2	7	18	129	2	8	20	118	6	14	30	59	6	18	45	
OTHER PERSONAL INJURY	2,004	3	14	35	666	2	9	31	607	2	12	31	414	8	19	41	317	9	23	40	
OTHER TORTS	441	1	6	27	236	1	4	23	104	2	5	20	69	6	13	35	32	2	14	41	
ACTIONS UNDER STATUTES																					
ANTITRUST	40	3		44	11	1	6	41	16	4	12	30	10	17	24	54	3	-	-	-	
CIVIL RIGHTS																					
EMPLOYMENT	936	3		41	302	1	8	26	315	3	9	34	177	7	19	56	142	8	22	55	
OTHER CIVIL RIGHTS	915	1		33	346	1	5	25	430	1	7	29	95	7	19	46	44	4	26	66	
LIQUOR FORFEITURES	2																				
OTHER FORFEITURE AND PENALTY SUITS	3,173	1		19	1,756	1	4	15	1,124	2	6	18	168	4	12	33	125	3	13	30	
FAIR LABOR STANDARDS ACT	995	1	10	31	488	1	7	25	274	1	9	30	186	7	18	42	47	8	24	60	
OTHER LABOR LITIGATION	658	1	8	30	322	1	4	24	229	1	9	32	62	2	17	43	45	2	17	44	
SELECTIVE SERVICE ACT	2	-	-	-		-	-	-	2	-	-	-		-	-	-		-	-	-	
SOCIAL SECURITY LAWS																					
HEALTH INSURANCE	428	4	10	23	108	3	8	20	295	5	11	22	22	6	15	36	3	-	-	-	
BLACK LUNG	580	8	51	83	44	3	26	81	533	9	52	83	3	-	-	-		-	-	-	
DISABILITY INSURANCE	8,113	4	9	21	1,981	3	7	18	5,952	5	9	21	172	5	10	30	8	-	-	-	
SUPPLEMENTAL SECURITY INCOME	2,326	4	9	21	583	3	8	17	1,674	5	10	22	69	6	12	25	-	-	-	-	
RETIREMENT AND SURVIVOR BENEFITS	169	2	9	23	40	2	7	16	124	3	10	23	5	-	-	-		-	-	-	
OTHER	1,793	6	14	42	478	4	11	34	1,352	6	15	46	79	5	15	47	4	-	-	-	
TAX SUITS	4,301	1	4	23	2,171	1	4	18	1,568	1	4	20	314	5	18	45	248	1	10	40	
ALL OTHER U.S. ACTIONS	4,020	1	6	29	1,789	1	4	22	1,686	1	7	28	345	5	15	39	200	2	16	45	
FEDERAL QUESTION	55,939	2	9	31	24,248	1	6	23	16,267	1	7	25	10,906	6	16	40	4,518	7	20	50	
CONTRACT ACTIONS																					
MARINE	5,564	2	8	26	2,895	1	7	21	1,337	2	7	22	1,104	6	15	37	228	8	20	47	
MILLER ACT	958	2	8	27	581	2	5	19	201	2	10	26	133	7	15	36	53	8	17	44	
OTHER CONTRACTS	315	2	8	21	135	1	6	16	112	2	7	18	48	5	12	34	20	2	13	25	
REAL PROPERTY	1,056	1	3	9	76	2	5	14	912	1	3	6	47	5	13	37	21	6	26	41	
TORT ACTIONS																					
EMPLOYERS' LIABILITY ACT	1,963	3	13	30	669	2	9	25	255	2	8	23	780	8	16	34	259	9	17	37	
MARINE, PERSONAL INJURY	4,237	4	13	30	1,150	2	10	24	757	3	11	26	1,900	8	16	31	430	10	20	40	
OTHER PERSONAL INJURY	349	1	5	23	180	1	3	14	100	1	5	37	53	3	11	36	16	6	11	82	
OTHER TORTS	1,800	2	13	38	794	2	10	37	449	2	11	32	436	7	17	42	121	8	24	55	

**CONTINUED**

**5 OF 10**

TABLE C5A. U.S. DISTRICT COURTS  
TIME INTERVALS FROM FILING TO DISPOSITION OF CIVIL CASES TERMINATED, BY NATURE OF SUIT AND METHOD OF DISPOSITION  
(EXCLUDES: LAND CONDEMNATION, PRISONER PETITIONS, AND DEPORTATION REVIEWS  
INTERVALS SHOWN ARE FOR THE MEDIAN TIME AND FOR THE RANGE OF THE MIDDLE 80 PERCENT OF THE CASES.)  
DURING THE TWELVE MONTH PERIOD ENDED JUNE 30, 1993

NATURE OF SUIT	TOTAL CASES				NO COURT ACTION				COURT ACTION											
	NUMBER OF CASES	TIME INTERVALS IN MONTHS*			NUMBER OF CASES	TIME INTERVALS IN MONTHS*			BEFORE PRETRIAL				DURING OR AFTER PRETRIAL				TRIAL			
		10 PER- CENT LESS THAN	ME- DIAN	10 PER- CENT MORE THAN		10 PER- CENT LESS THAN	ME- DIAN	10 PER- CENT MORE THAN	NUMBER OF CASES	10 PER- CENT LESS THAN	ME- DIAN	10 PER- CENT MORE THAN	NUMBER OF CASES	10 PER- CENT LESS THAN	ME- DIAN	10 PER- CENT MORE THAN	NUMBER OF CASES	10 PER- CENT LESS THAN	ME- DIAN	10 PER- CENT MORE THAN
ACTIONS UNDER STATUTES																				
BANKRUPTCY TRUSTEE SUITS	313	1	2	35	182	1	2	20	97	2	2	34	25	14	24	93	9	-	-	-
ANTITRUST	1,389	3	19	64	589	2	13	56	366	2	15	53	291	7	23	76	143	9	39	99
CIVIL RIGHTS																				
EMPLOYMENT	6,699	3	12	35	2,391	2	9	26	1,658	2	9	27	1,526	6	17	46	1,124	8	19	48
OTHER CIVIL RIGHTS	8,546	1	10	33	2,983	1	6	27	2,817	1	8	27	1,749	6	17	43	998	6	19	45
FAIR LABOR STANDARDS ACT	570	3	10	26	223	2	7	23	151	2	10	28	130	6	13	30	66	7	18	33
LABOR MANAGEMENT RELATIONS ACT	3,951	2	7	27	1,887	1	5	21	1,453	2	7	26	471	5	13	40	140	4	18	53
OTHER LABOR LITIGATION	4,510	1	6	26	2,469	1	5	17	1,254	2	7	25	570	5	15	39	197	8	22	46
COPYRIGHT	1,901	2	6	20	1,152	2	5	14	491	2	6	17	207	5	12	32	51	3	20	41
PATENT	940	3	12	47	401	2	8	31	234	2	9	38	193	8	23	52	112	10	35	78
TRADEMARK	1,993	1	6	22	1,046	1	5	16	583	1	6	19	261	4	14	33	103	2	15	45
CONSTITUTIONALITY OF STATE STATUTES	314	1	7	42	112	1	6	24	144	1	6	31	30	7	24	72	28	3	8	43
ALL OTHER FEDERAL QUESTION	8,562	1	6	28	4,313	1	5	21	2,896	1	5	23	952	6	16	48	401	5	19	48
DIVERSITY OF CITIZENSHIP	50,061	2	10	30	21,219	1	6	23	12,336	2	7	24	11,972	6	15	37	4,534	7	18	41
CONTRACT ACTIONS																				
INSURANCE	5,070	2	9	26	2,122	2	6	19	1,277	2	8	23	1,193	5	14	34	478	6	15	38
NEGOTIABLE INSTRUMENTS	1,394	2	6	26	715	1	5	23	440	2	7	21	174	5	12	34	65	6	15	33
OTHER CONTRACTS	20,099	2	8	29	9,364	1	6	22	5,248	2	7	24	4,043	5	15	40	1,444	7	18	42
REAL PROPERTY	2,585	1	4	21	1,162	1	3	15	946	1	3	13	327	5	15	40	150	5	15	41
TORT ACTIONS																				
MARINE, PERSONAL INJURY	757	4	14	36	239	2	8	25	138	3	9	29	281	8	18	40	99	10	23	45
MOTOR VEHICLE, PERSONAL INJURY	6,142	3	10	27	2,431	2	7	20	1,164	2	8	22	1,866	6	14	31	681	6	16	36
OTHER PERSONAL INJURY	11,924	3	13	33	4,339	2	9	29	2,634	2	9	27	3,545	7	18	38	1,408	8	20	41
OTHER TORTS	2,087	2	11	32	846	1	8	26	488	2	9	25	543	7	17	38	210	7	20	47
ALL OTHER DIVERSITY	3	-	-	-	1	-	-	-	1	-	-	-	-	-	-	-	1	-	-	-
LOCAL JURISDICTION	629	3	15	33	473	2	12	32	58	1	9	32	49	13	21	37	49	14	28	46
CONTRACT ACTIONS	109	1	11	31	76	1	11	31	21	1	8	28	5	-	-	-	7	-	-	-
REAL PROPERTY	49	3	18	32	35	6	20	35	8	-	-	-	1	-	-	-	5	-	-	-
TORT ACTIONS																				
MOTOR VEHICLE, PERSONAL INJURY	76	12	26	34	57	12	25	33	5	-	-	-	6	-	-	-	8	-	-	-
OTHER PERSONAL INJURY	129	5	24	37	80	3	23	38	11	5	14	35	19	14	22	37	19	13	25	36
OTHER TORTS	19	2	34	43	9	-	-	-	1	-	-	-	7	-	-	-	2	-	-	-
DOMESTIC RELATIONS	3	-	-	-	3	-	-	-	-	-	-	-	-	-	-	-	-	-	-	-
INSANITY	106	4	8	13	105	4	8	13	1	-	-	-	-	-	-	-	-	-	-	-
ALL OTHER LOCAL	138	1	11	28	108	1	10	27	11	1	8	33	11	9	18	21	8	-	-	-

\* TIME INTERVAL COMPUTED ONLY WHERE THERE ARE 10 OR MORE CASES

Table C5B. U.S. District Courts  
Time Intervals From Filing to Disposition of Civil Cases Terminated, by Nature of Suit and Method of Disposition  
(For Only: Land Condemnation, Prisoner Petitions, and Deportation Reviews  
Intervals Shown are for the Median Time and for the Range of the Middle 80 Percent of the Cases.)  
During the Twelve Month Period Ended June 30, 1983

NATURE OF SUIT	TOTAL CASES				NO COURT ACTION				COURT ACTION											
	NUMBER OF CASES	TIME INTERVALS IN MONTHS*			NUMBER OF CASES	TIME INTERVALS IN MONTHS*			BEFORE PRETRIAL				DURING OR AFTER PRETRIAL				TRIAL			
		10 PER- CENT LESS THAN	ME- DIAN	10 PER- CENT MORE THAN		10 PER- CENT LESS THAN	ME- DIAN	10 PER- CENT MORE THAN	NUMBER OF CASES	10 PER- CENT LESS THAN	ME- DIAN	10 PER- CENT MORE THAN	NUMBER OF CASES	10 PER- CENT LESS THAN	ME- DIAN	10 PER- CENT MORE THAN	NUMBER OF CASES	10 PER- CENT LESS THAN	ME- DIAN	10 PER- CENT MORE THAN
TOTAL CASES .....	30,929	1	5	29	5,946	1	4	28	22,351	1	5	23	1,231	5	22	53	1,401	7	24	60
UNITED STATES CASES .....	6,013	1	6	48	1,177	1	10	51	4,127	1	4	31	228	4	28	58	481	14	45	66
LAND CONDEMNATION .....	1,634	9	36	65	544	7	27	60	537	8	35	65	128	12	37	68	425	23	49	66
ACTIONS UNDER STATUTES .....	156	1	3	15	91	1	4	14	58	1	1	16	7	-	-	-	-	-	-	-
DEPORTATION .....	1,220	1	4	23	192	1	3	18	983	1	4	22	34	1	19	41	11	2	14	23
PRISONER PETITIONS .....	1,867	1	3	13	200	1	3	15	1,616	1	3	12	30	1	8	53	21	1	10	29
MOTIONS TO VACATE SENTENCE .....	380	1	3	21	63	1	3	17	285	1	3	21	8	-	-	-	3	-	-	-
HABEAS CORPUS .....	776	1	5	21	87	1	5	21	647	1	4	18	21	4	16	44	21	7	22	68
MANDAMUS AND OTHER .....	24,883	1	5	25	4,754	1	4	22	18,213	1	5	22	997	6	21	50	919	6	18	43
CIVIL RIGHTS .....	81	2	17	50	54	3	25	50	14	1	2	18	6	-	-	-	7	-	-	-
FEDERAL QUESTION .....	8,176	1	5	20	1,541	1	3	17	6,340	1	5	20	177	3	11	37	118	3	16	41
LAND CONDEMNATION .....	192	1	2	18	42	1	2	8	141	1	1	18	5	-	-	-	4	-	-	-
ACTIONS UNDER STATUTES .....	16,434	1	6	27	3,117	1	4	23	11,718	1	5	23	809	7	23	54	790	6	18	43
PRISONER PETITIONS .....	22	2	9	33	9	-	-	-	6	-	-	-	6	-	-	-	1	-	-	-
MOTIONS TO VACATE SENTENCE .....	22	2	9	33	9	-	-	-	6	-	-	-	6	-	-	-	1	-	-	-
HABEAS CORPUS .....	11	1	6	32	6	-	-	-	5	-	-	-	-	-	-	-	-	-	-	-
MANDAMUS AND OTHER .....	3	-	-	-	3	-	-	-	-	-	-	-	-	-	-	-	-	-	-	-
CIVIL RIGHTS .....	3	-	-	-	3	-	-	-	-	-	-	-	-	-	-	-	-	-	-	-
DIVERSITY OF CITIZENSHIP .....	22	2	9	33	9	-	-	-	6	-	-	-	6	-	-	-	1	-	-	-
LAND CONDEMNATION .....	22	2	9	33	9	-	-	-	6	-	-	-	6	-	-	-	1	-	-	-
LOCAL JURISDICTION .....	11	1	6	32	6	-	-	-	5	-	-	-	-	-	-	-	-	-	-	-
LAND CONDEMNATION .....	3	-	-	-	3	-	-	-	-	-	-	-	-	-	-	-	-	-	-	-
PRISONER PETITIONS .....	3	-	-	-	3	-	-	-	-	-	-	-	-	-	-	-	-	-	-	-
PAROLE COMMISSION REVIEW .....	6	-	-	-	3	-	-	-	3	-	-	-	-	-	-	-	-	-	-	-
HABEAS CORPUS .....	6	-	-	-	3	-	-	-	3	-	-	-	-	-	-	-	-	-	-	-
MANDAMUS AND OTHER .....	-	-	-	-	-	-	-	-	-	-	-	-	-	-	-	-	-	-	-	-

\* TIME INTERVAL COMPUTED ONLY WHERE THERE ARE 10 OR MORE CASES

TABLE C 6A. U.S. DISTRICT COURTS  
CIVIL CASES PENDING, BY DISTRICT AND LENGTH OF TIME PENDING  
(LAND CONDEMNATION CASES ARE OMITTED)  
AS OF JUNE 30, 1983

CIRCUIT AND DISTRICT	TOTAL	LENGTH OF TIME PENDING				
		LESS THAN 1 YEAR	1 TO 2 YEARS	2 TO 3 YEARS	3 YEARS AND OVER	
					NUMBER	PERCENT
TOTAL . . .	228,126	146,679	46,723	20,170	14,554	6.4
DC . . . . .	2,909	1,986	506	213	204	7.0
1ST . . . . .	12,115	6,702	2,652	1,481	1,280	10.6
ME . . . . .	989	572	157	186	74	7.5
MA . . . . .	7,232	3,526	1,761	994	951	13.1
NH . . . . .	752	452	198	77	25	3.3
RI . . . . .	1,040	545	295	120	80	7.7
PR . . . . .	2,102	1,607	241	104	150	7.1
2ND . . . . .	25,397	14,411	5,617	2,931	2,438	9.6
CT . . . . .	4,272	1,909	1,025	610	728	17.0
NY,N. . . . .	2,491	1,342	597	296	256	10.3
NY,E. . . . .	6,155	3,674	1,315	702	464	7.5
NY,S. . . . .	9,886	6,106	2,058	1,025	697	7.1
NY,W. . . . .	2,044	1,042	486	246	272	13.3
VT . . . . .	549	338	137	53	21	3.8
3RD . . . . .	15,690	11,004	2,757	1,163	766	4.9
DE . . . . .	770	489	173	64	44	5.7
NJ . . . . .	4,359	3,224	742	236	157	3.6
PA,E. . . . .	5,227	3,751	919	357	200	3.8
PA,M. . . . .	1,450	1,080	259	84	27	1.9
PA,W. . . . .	2,551	1,933	384	159	75	2.9
VI . . . . .	1,333	527	280	263	263	19.7
4TH . . . . .	17,293	12,082	3,118	1,326	767	4.4
MD . . . . .	3,968	2,535	766	421	246	6.2
NC,E. . . . .	1,451	1,137	222	69	23	1.6
NC,M. . . . .	896	643	140	55	58	6.5
NC,W. . . . .	950	783	101	35	31	3.3
SC . . . . .	2,629	2,118	563	135	13	.5
VA,E. . . . .	2,139	1,531	337	178	93	4.3
VA,W. . . . .	1,766	1,406	219	83	58	3.3
WV,N. . . . .	1,086	545	262	161	118	10.9
WV,S. . . . .	2,208	1,384	508	189	127	5.8
5TH . . . . .	35,128	22,069	7,964	3,135	1,960	5.6
LA,E. . . . .	7,263	4,551	1,628	667	417	5.7
LAM. . . . .	1,432	891	347	136	58	4.1
LAW. . . . .	3,174	2,108	697	301	68	2.1
MS,N. . . . .	1,164	857	255	37	15	1.3
MS,S. . . . .	3,239	1,741	705	415	378	11.7
TX,N. . . . .	3,827	2,334	863	399	231	6.0
TX,E. . . . .	3,626	1,793	1,168	369	296	8.2
TX,S. . . . .	8,302	5,683	1,680	566	373	4.5
TX,W. . . . .	3,101	2,111	621	245	124	4.0
6TH . . . . .	27,641	17,743	5,551	2,225	2,122	7.7
KY,E. . . . .	2,750	1,292	486	245	727	25.4
KY,W. . . . .	2,060	1,248	476	192	144	7.0
MI,E. . . . .	6,365	4,583	1,159	400	223	3.5
MI,W. . . . .	2,073	1,432	417	130	94	4.5
OH,N. . . . .	5,863	3,611	1,184	581	487	8.3
OH,S. . . . .	4,985	3,290	1,070	368	257	5.2
TN,E. . . . .	958	797	121	38	2	.2
TN,M. . . . .	853	591	166	59	37	4.3
TN,W. . . . .	1,734	899	472	212	151	8.7



TABLE C 8A. U.S. DISTRICT COURTS  
CIVIL CASES PENDING, BY DISTRICT AND LENGTH OF TIME PENDING  
(LAND CONDEMNATION CASES ARE OMITTED)  
AS OF JUNE 30, 1983

CIRCUIT AND DISTRICT	TOTAL	LENGTH OF TIME PENDING				
		LESS THAN 1 YEAR	1 TO 2 YEARS	2 TO 3 YEARS	3 YEARS AND OVER	
					NUMBER	PERCENT
7TH ...	16,773	10,028	3,802	1,742	1,200	7.2
IL,N.....	7,487	4,459	1,598	788	642	8.6
IL,C.....	1,364	824	331	138	71	5.2
IL,S.....	1,180	714	300	136	30	2.5
IN,N.....	2,204	1,219	538	239	208	9.4
IN,S.....	2,448	1,451	596	263	136	5.6
WI,E.....	1,504	930	348	151	75	5.0
WI,W.....	588	432	91	27	38	6.5
8TH ...	13,987	9,812	2,794	980	401	2.9
AR,E.....	1,970	1,288	449	160	73	3.7
AR,W.....	903	699	156	31	17	1.9
IA,N.....	603	434	117	47	5	.8
IA,S.....	1,230	717	331	146	36	2.9
MN.....	2,459	1,688	526	163	82	3.3
MO,E.....	2,260	1,762	364	91	43	1.9
MO,W.....	2,388	1,714	439	167	68	2.8
NE.....	1,298	926	218	97	57	4.4
ND.....	384	247	100	28	9	2.3
SD.....	492	337	94	50	11	2.2
9TH ...	29,284	19,113	5,641	2,499	2,031	6.9
AK.....	884	450	242	106	86	9.7
AZ.....	2,052	1,360	387	143	162	7.9
CA,N.....	4,486	3,258	632	350	246	5.5
CA,E.....	2,602	1,445	684	269	204	7.8
CA,C.....	6,106	4,336	1,048	416	306	5.0
CA,S.....	1,964	1,374	370	128	92	4.7
HI.....	1,440	830	292	172	146	10.1
ID.....	806	520	160	81	45	5.6
MT.....	1,008	640	234	90	44	4.4
NV.....	1,780	926	447	307	100	5.6
OR.....	1,956	1,436	356	120	44	2.2
WA,E.....	1,023	644	218	90	71	6.9
WA,W.....	2,752	1,783	506	192	272	9.9
GUAM.....	322	60	26	25	211	65.5
NMI.....	103	51	40	10	2	1.9
10TH ...	11,295	7,857	1,980	961	497	4.4
CO.....	2,316	1,488	477	271	80	3.5
KS.....	2,611	1,414	554	398	245	9.4
NM.....	1,384	1,046	231	70	37	2.7
OK,N.....	977	714	153	56	54	5.5
OK,E.....	420	363	40	12	5	1.2
OK,W.....	1,749	1,547	141	44	17	1.0
UT.....	1,511	1,026	343	87	55	3.6
WY.....	327	259	41	23	4	1.2
11TH ...	20,614	13,871	4,341	1,514	888	4.3
AL,N.....	2,443	1,997	348	70	28	1.1
AL,M.....	1,148	816	243	58	31	2.7
AL,S.....	1,177	872	243	42	20	1.7
FL,N.....	922	655	161	69	37	4.0
FL,M.....	4,424	2,655	1,091	449	229	5.2
FL,S.....	4,397	2,706	944	413	334	7.6
GA,N.....	3,552	2,491	714	223	124	3.5
GAM.....	1,162	764	285	79	34	2.9
GA,S.....	1,389	915	312	111	51	3.7

TABLE C 6B. U.S. DISTRICT COURTS  
LAND CONDEMNATION CASES PENDING  
BY DISTRICT AND LENGTH OF TIME PENDING  
AS OF JUNE 30, 1983

CIRCUIT AND DISTRICT	TOTAL	LENGTH OF TIME PENDING				
		LESS THAN 1 YEAR	1 TO 2 YEARS	2 TO 3 YEARS	3 YEARS AND OVER	
					NUMBER	PERCENT
TOTAL . . .	3,794	860	629	618	1,687	44.5
DC . . . . .	1	1	-	-	-	-
1ST . . . . .	126	53	14	8	51	40.5
ME . . . . .	3	2	-	-	1	-
MA . . . . .	119	51	12	7	49	41.2
NH . . . . .	3	-	1	1	1	-
RI . . . . .	-	-	-	-	-	-
PR . . . . .	1	-	1	-	-	-
2ND . . . . .	16	6	6	3	1	6.3
CT . . . . .	10	3	6	1	-	-
NY,N . . . . .	1	-	-	-	1	-
NY,E . . . . .	2	2	-	-	-	-
NY,S . . . . .	3	1	-	2	-	-
NY,W . . . . .	-	-	-	-	-	-
VT . . . . .	-	-	-	-	-	-
3RD . . . . .	19	9	6	2	2	10.5
DE . . . . .	2	2	-	-	-	-
NJ . . . . .	3	1	2	-	-	-
PA,E . . . . .	2	2	-	-	-	-
PA,M . . . . .	1	1	-	-	-	-
PA,W . . . . .	1	-	1	-	-	-
VI . . . . .	10	3	3	2	2	20.0
4TH . . . . .	370	142	67	43	118	31.9
MD . . . . .	21	16	2	1	2	9.5
NC,E . . . . .	23	14	1	6	2	8.7
NC,M . . . . .	13	4	7	2	-	-
NC,W . . . . .	3	3	-	-	-	-
SC . . . . .	16	8	3	3	2	12.5
VA,E . . . . .	33	30	-	-	3	9.1
VA,W . . . . .	5	1	1	1	2	-
WV,N . . . . .	222	66	53	29	74	33.3
WV,S . . . . .	34	-	-	1	33	97.1
5TH . . . . .	244	54	83	30	77	31.6
LA,E . . . . .	1	-	-	-	1	-
LA,M . . . . .	4	-	2	1	1	-
LA,W . . . . .	13	1	4	3	5	38.5
MS,N . . . . .	60	23	21	8	8	13.3
MS,S . . . . .	7	-	4	-	3	-
TX,N . . . . .	20	7	8	4	1	5.0
TX,E . . . . .	108	15	31	10	52	48.1
TX,S . . . . .	21	6	7	2	6	28.6
TX,W . . . . .	10	2	6	2	-	-
6TH . . . . .	237	56	30	30	121	51.1
KY,E . . . . .	111	16	14	7	74	66.7
KY,W . . . . .	48	6	13	17	12	25.0
MI,E . . . . .	2	1	-	-	1	-
MI,W . . . . .	27	-	-	-	27	100.0
OH,N . . . . .	14	8	-	2	4	28.6
OH,S . . . . .	5	4	-	-	1	-
TN,E . . . . .	15	11	1	3	-	-
TN,M . . . . .	10	6	1	1	2	20.0
TN,W . . . . .	5	4	1	-	-	-

TABLE C 6B. U.S. DISTRICT COURTS  
LAND CONDEMNATION CASES PENDING  
BY DISTRICT AND LENGTH OF TIME PENDING  
AS OF JUNE 30, 1983

CIRCUIT AND DISTRICT	TOTAL	LENGTH OF TIME PENDING				
		LESS THAN 1 YEAR	1 TO 2 YEARS	2 TO 3 YEARS	3 YEARS AND OVER	
					NUMBER	PERCENT
7TH . . . . .	67	4	26	13	24	35.8
IL,N . . . . .	3	2	1	-	-	-
IL,C . . . . .	-	-	-	-	-	-
IL,S . . . . .	5	-	-	-	-	-
IN,N . . . . .	53	-	1	-	4	-
IN,S . . . . .	4	1	23	12	18	34.0
WI,E . . . . .	-	-	1	1	1	-
WI,W . . . . .	2	1	-	-	1	-
8TH . . . . .	166	55	46	44	21	12.7
AR,E . . . . .	18	5	8	4	1	5.6
AR,W . . . . .	25	15	3	4	3	12.0
IA,N . . . . .	-	-	-	-	-	-
IA,S . . . . .	1	-	1	-	-	-
MN . . . . .	3	-	2	-	1	-
MO,E . . . . .	24	13	1	3	-	-
MO,W . . . . .	63	13	27	14	7	29.2
NE . . . . .	8	3	2	3	9	14.3
ND . . . . .	19	6	2	11	-	-
SD . . . . .	5	-	-	5	-	-
9TH . . . . .	1,019	97	285	168	469	46.0
AK . . . . .	7	2	2	1	2	-
AZ . . . . .	33	9	15	-	9	27.3
CA,N . . . . .	21	12	6	-	3	14.3
CA,E . . . . .	99	15	12	58	14	14.1
CA,C . . . . .	9	1	2	1	5	-
CA,S . . . . .	43	-	2	25	16	37.2
HI . . . . .	1	-	-	-	1	-
ID . . . . .	19	1	1	15	2	10.5
MT . . . . .	50	16	26	5	3	6.0
NV . . . . .	3	1	1	1	-	-
OR . . . . .	11	5	2	2	2	18.2
WA,E . . . . .	56	11	33	8	4	7.1
WA,W . . . . .	31	24	3	1	3	9.7
GUAM . . . . .	636	-	180	51	405	63.7
NMI . . . . .	-	-	-	-	-	-
10TH . . . . .	159	96	26	14	23	14.5
CO . . . . .	46	39	6	1	-	-
KS . . . . .	14	1	-	-	-	-
NM . . . . .	18	2	6	10	13	92.9
OK,N . . . . .	11	-	-	1	10	90.9
OK,E . . . . .	35	33	-	2	-	-
OK,W . . . . .	31	17	14	-	-	-
UT . . . . .	2	2	-	-	-	-
WY . . . . .	2	2	-	-	-	-
11TH . . . . .	1,370	287	40	263	780	56.9
AL,N . . . . .	11	1	4	1	5	45.5
AL,M . . . . .	16	-	1	-	15	93.8
AL,S . . . . .	-	-	-	-	-	-
FL,N . . . . .	2	2	-	-	-	-
FL,M . . . . .	3	-	3	-	-	-
FL,S . . . . .	1,297	270	12	256	759	58.5
GA,N . . . . .	1	1	-	-	-	-
GA,M . . . . .	40	13	20	6	1	2.5
GA,S . . . . .	-	-	-	-	-	-

TABLE C7. U.S. DISTRICT COURTS  
CIVIL AND CRIMINAL TRIALS COMPLETED, BY DISTRICT  
DURING THE TWELVE MONTH PERIOD ENDED JUNE 30, 1983  
(OTHER CIVIL INCLUDES TRIALS OF MISCELLANEOUS CASES)\*

CIRCUIT AND DISTRICT	TOTAL	LAND CONDEMNATION			OTHER CIVIL			CRIMINAL		
		TOTAL	NON- JURY	JURY	TOTAL	NON- JURY	JURY	TOTAL	NON- JURY	JURY
TOTAL .....	21,345	88	53	35	14,601	9,659	4,942	6,656	3,003	3,653
DC .....	581	1	1	-	478	383	95	102	72	30
1ST .....	666	-	-	-	467	264	203	199	71	128
ME .....	81	-	-	-	37	20	17	24	12	12
MA .....	283	-	-	-	199	99	100	84	26	58
NH .....	80	-	-	-	58	36	20	24	14	10
RI .....	134	-	-	-	105	56	49	29	1	28
PR .....	108	-	-	-	70	53	17	38	18	20
2ND .....	1,828	1	-	1	1,256	792	464	571	239	332
CT .....	194	-	-	-	123	85	38	71	36	35
NY,N .....	110	-	-	-	82	37	45	28	9	19
NY,E .....	432	1	-	1	253	146	107	178	72	106
NY,S .....	914	-	-	-	728	480	248	186	60	126
NY,W .....	136	-	-	-	49	34	15	87	47	40
VT .....	42	-	-	-	21	10	11	21	15	6
3RD .....	1,756	4	3	1	1,236	734	502	516	234	292
DE .....	72	-	-	-	63	51	12	9	4	5
NJ .....	357	-	-	-	259	169	90	98	32	66
PA,E .....	726	1	-	1	529	286	243	196	108	88
PA,M .....	150	2	2	-	113	60	53	35	16	19
PA,W .....	311	1	1	-	203	135	68	107	53	54
VI .....	140	-	-	-	69	33	36	71	21	50

TABLE C7. U.S. DISTRICT COURTS  
CIVIL AND CRIMINAL TRIALS COMPLETED, BY DISTRICT  
DURING THE TWELVE MONTH PERIOD ENDED JUNE 30, 1983  
(OTHER CIVIL INCLUDES TRIALS OF MISCELLANEOUS CASES)\*

CIRCUIT AND DISTRICT	TOTAL	LAND CONDEMNATION			OTHER CIVIL			CRIMINAL		
		TOTAL	NON- JURY	JURY	TOTAL	NON- JURY	JURY	TOTAL	NON- JURY	JURY
4TH .....	1,910	1	1	-	1,221	667	554	688	346	342
MD .....	279	-	-	-	156	101	55	123	55	68
NC,E .....	97	-	-	-	47	25	22	50	10	40
NC,M .....	77	-	-	-	49	27	22	28	10	18
NC,W .....	190	-	-	-	134	80	54	56	27	29
SC .....	364	-	-	-	301	128	175	61	19	42
VA,E .....	578	-	-	-	136	193	108	275	191	84
VA,W .....	176	-	-	-	67	69	6	40	15	25
WV,N .....	52	-	-	-	21	15	6	31	7	24
WV,S .....	99	1	1	-	74	31	43	24	12	12
5TH .....	2,721	17	11	6	2,082	1,375	687	642	285	357
LA,E .....	545	-	-	-	464	261	203	81	24	57
LA,M .....	69	-	-	-	59	42	17	10	4	6
LA,W .....	195	2	2	-	175	112	63	18	3	15
MS,N .....	129	1	1	-	113	77	36	15	5	10
MS,S .....	75	-	-	-	63	42	21	12	4	8
TX,N .....	454	3	3	-	333	261	72	118	57	61
TX,E .....	221	1	1	-	195	91	104	25	7	18
TX,S .....	633	2	2	-	435	329	106	196	96	100
TX,W .....	400	8	2	6	225	160	65	167	85	82
6TH .....	1,853	6	1	5	1,337	844	493	510	198	312
KY,E .....	168	1	1	-	90	66	24	77	38	39
KY,W .....	144	2	-	2	105	60	45	37	14	23
MI,E .....	488	-	-	-	358	197	161	130	33	97
MI,W .....	133	-	-	-	104	53	51	29	12	17
OH,N .....	276	3	-	3	210	163	47	63	31	32
OH,S .....	157	-	-	-	121	79	42	36	13	23
TN,E .....	167	-	-	-	137	64	73	30	13	17
TN,M .....	161	-	-	-	119	82	37	42	15	27
TN,W .....	159	-	-	-	93	80	13	66	29	37

\* INCLUDES HEARINGS ON TEMPORARY RESTRAINING ORDERS AND PRELIMINARY INJUNCTIONS, HEARINGS ON CONTESTED MOTIONS AND OTHER CONTESTED PROCEEDINGS IN WHICH EVIDENCE IS INTRODUCED.

TABLE C7. U.S. DISTRICT COURTS  
CIVIL AND CRIMINAL TRIALS COMPLETED, BY DISTRICT  
DURING THE TWELVE MONTH PERIOD ENDED JUNE 30, 1983  
(OTHER CIVIL INCLUDES TRIALS OF MISCELLANEOUS CASES)\*

CIRCUIT AND DISTRICT	TOTAL	LAND CONDEMNATION			OTHER CIVIL			CRIMINAL		
		TOTAL	NON- JURY	JURY	TOTAL	NON- JURY	JURY	TOTAL	NON- JURY	JURY
7TH.....	1,557	5	4	1	1,097	824	273	455	211	244
IL,N.....	742	2	2	-	490	373	117	250	137	113
IL,C.....	135	-	-	-	87	68	19	48	18	30
IL,S.....	85	-	-	-	61	42	19	24	3	21
IN,N.....	177	2	1	1	126	98	28	49	17	32
IN,S.....	175	1	1	-	135	110	25	39	27	12
WI,E.....	121	-	-	-	85	63	22	36	7	29
WI,W.....	122	-	-	-	113	70	43	9	2	7
8TH.....	1,726	16	11	5	1,238	804	434	472	195	277
AR,E.....	257	4	4	-	202	150	52	51	14	37
AR,W.....	122	3	-	3	103	50	53	16	3	13
IA,N.....	32	-	-	-	26	11	15	6	3	3
IA,S.....	108	-	-	-	69	52	17	39	23	16
MN.....	176	2	1	1	108	67	41	66	24	42
MO,E.....	359	4	4	-	225	147	78	130	64	66
MO,W.....	271	1	1	-	203	124	79	67	29	38
NE.....	208	1	1	-	187	123	64	20	8	12
ND.....	62	-	-	-	37	29	8	25	8	17
SD.....	131	1	-	1	78	51	27	52	19	33
9TH.....	2,600	18	7	11	1,333	1,030	303	1,249	672	577
AK.....	47	-	-	-	29	22	7	18	6	12
AZ.....	189	-	-	-	78	59	19	111	48	63
CA,N.....	289	1	1	-	185	143	42	103	41	62
CA,E.....	166	1	1	-	66	56	10	99	44	55
CA,C.....	681	2	1	1	363	258	105	316	157	159
CA,S.....	369	2	1	1	63	55	8	304	237	67
HI.....	76	2	-	-	36	30	6	38	14	24
ID.....	111	1	1	2	83	61	22	27	17	10
MT.....	104	1	1	-	66	54	12	37	23	14
NV.....	106	1	-	1	64	53	11	41	14	27
OR.....	182	1	1	-	126	97	29	55	27	28
WA,E.....	92	4	-	4	46	38	8	42	19	23
WA,W.....	172	2	-	2	122	99	23	48	21	27
GUAM.....	9	-	-	-	2	2	-	7	3	4
NMI.....	7	-	-	-	4	3	1	3	1	2

TABLE C7. U.S. DISTRICT COURTS  
CIVIL AND CRIMINAL TRIALS COMPLETED, BY DISTRICT  
DURING THE TWELVE MONTH PERIOD ENDED JUNE 30, 1983  
(OTHER CIVIL INCLUDES TRIALS OF MISCELLANEOUS CASES)\*

CIRCUIT AND DISTRICT	TOTAL	LAND CONDEMNATION			OTHER CIVIL			CRIMINAL		
		TOTAL	NON- JURY	JURY	TOTAL	NON- JURY	JURY	TOTAL	NON- JURY	JURY
10TH . . . .	1,523	11	7	4	1,140	746	394	372	183	189
CO . . . . .	378	1	-	1	278	205	73	99	59	40
KS . . . . .	219	2	-	-	174	117	57	43	19	24
NM . . . . .	218	2	2	-	159	108	51	57	29	28
OK,N . . . . .	152	-	-	-	107	68	39	45	25	20
OK,E . . . . .	77	3	3	-	34	18	16	40	21	19
OK,W . . . . .	299	3	2	1	247	138	109	49	22	27
UT . . . . .	110	-	-	-	81	56	25	29	8	21
WY . . . . .	70	-	-	-	60	36	24	10	-	10
11TH . . . .	2,624	8	7	1	1,736	1,196	540	880	297	583
AL,N . . . . .	401	-	-	-	317	218	99	84	38	46
AL,M . . . . .	172	-	-	-	139	104	35	33	14	19
AL,S . . . . .	119	-	-	-	80	54	26	39	12	27
FL,N . . . . .	107	1	1	-	63	48	15	43	8	35
FL,M . . . . .	351	1	-	1	228	158	70	122	24	98
FL,S . . . . .	715	5	5	-	327	271	56	383	134	249
GA,N . . . . .	419	-	-	-	319	192	127	100	28	72
GA,M . . . . .	93	-	-	-	74	31	43	19	3	16
GA,S . . . . .	247	1	1	-	189	120	69	57	36	21

\* INCLUDES HEARINGS ON TEMPORARY RESTRAINING ORDERS AND PRELIMINARY INJUNCTIONS, HEARINGS ON CONTESTED MOTIONS AND OTHER CONTESTED PROCEEDINGS IN WHICH EVIDENCE IS INTRODUCED.

TABLE C8. U.S. DISTRICT COURTS  
LENGTH OF CIVIL AND CRIMINAL TRIALS COMPLETED, BY NATURE OF SUIT OR OFFENSE  
FOR THE TWELVE MONTH PERIOD ENDED JUNE 30, 1983  
(EXCLUDES TRIALS OF MISCELLANEOUS CASES)\*

NATURE OF SUIT OR OFFENSE	TOTAL ALL TRIALS	NONJURY TRIALS							JURY TRIALS						
		TOTAL	1 DAY	2 DAYS	3 DAYS	4 TO 9 DAYS	10 TO 19 DAYS	20 DAYS AND OVER	TOTAL	1 DAY	2 DAYS	3 DAYS	4 TO 9 DAYS	10 TO 19 DAYS	20 DAYS AND OVER
TOTAL ALL TRIALS .....	21,047	12,418	8,218	2,121	888	1,031	116	44	8,629	1,290	2,083	1,784	2,931	425	116
TOTAL ALL CIVIL TRIALS .....	14,391	9,415	5,812	1,748	775	934	106	40	4,976	830	1,236	969	1,661	230	50
CONTRACT ACTIONS, TOTAL .....	3,095	2,122	1,278	425	194	203	18	4	973	165	225	185	322	63	13
INSURANCE .....	542	239	155	48	18	16	2	-	303	57	86	68	79	12	1
MARINE .....	260	245	117	68	28	29	3	-	15	5	7	1	2	-	-
MILLER ACT .....	51	45	31	8	1	4	1	-	6	-	2	1	3	-	-
NEGOTIABLE INSTRUMENTS .....	116	94	66	17	4	7	-	-	22	5	4	8	4	-	1
OTHER CONTRACT ACTIONS .....	2,126	1,499	909	284	143	147	12	4	627	98	126	107	234	51	11
REAL PROPERTY, TOTAL .....	421	324	241	50	14	14	4	1	97	23	22	19	29	3	1
CONDEMNATION OF LAND .....	87	52	41	4	5	2	-	-	35	7	7	8	12	1	-
OTHER REAL PROPERTY .....	334	272	200	46	9	12	4	1	62	16	15	11	17	2	1
TORT ACTIONS, TOTAL .....	3,774	1,266	686	265	107	101	13	4	2,508	423	667	496	817	94	11
PERSONAL INJURY .....	95	43	22	5	6	10	-	-	52	3	9	3	30	6	1
AIRPLANE .....	113	34	20	8	3	3	-	-	79	14	24	17	20	3	1
ASSAULT, LIBEL & SLANDER .....	250	24	16	6	1	1	-	-	226	37	62	47	78	2	-
EMPLOYERS' LIABILITY ACT .....	563	252	135	70	14	30	3	-	311	60	111	58	80	1	1
MARINE .....	716	163	112	27	11	11	2	-	553	128	157	113	131	23	1
MOTOR VEHICLE .....	1,631	483	216	100	60	98	6	3	1,148	150	272	230	438	53	5
OTHER PERSONAL INJURY .....	406	267	165	49	12	38	2	1	139	31	32	28	40	6	2
PERSONAL PROPERTY DAMAGE .....															
STATUTORY ACTIONS, TOTAL .....	7,033	5,637	3,557	998	456	525	71	30	1,396	218	322	269	492	70	25
ANTITRUST LAWS .....	196	128	78	15	11	16	4	4	68	3	10	5	26	15	9
BANKRUPTCY .....	17	12	6	3	1	2	-	-	5	1	-	2	1	1	-
TRUSTEE SUITS .....	121	113	95	9	1	5	2	1	8	1	3	3	1	-	-
OTHER BANKRUPTCY SUITS .....															
CIVIL RIGHTS .....	1,493	1,251	575	320	153	177	20	6	242	38	54	48	90	10	2
EMPLOYMENT .....	1,573	1,018	657	177	71	95	10	8	555	66	126	119	224	17	3
OTHER CIVIL RIGHTS .....															
PRISONER PETITIONS .....	14	14	10	2	-	1	1	-	-	-	-	-	-	-	-
MOTIONS TO VACATE .....	149	146	114	18	5	7	1	1	3	1	2	-	-	-	-
HABEAS CORPUS .....	502	347	274	46	14	12	1	-	155	57	60	20	17	1	-
CIVIL RIGHTS .....	6	6	6	-	-	-	-	-	-	-	-	-	-	-	-
MANDAMUS, ETC. ....	177	165	132	23	5	4	1	-	12	1	4	4	3	-	-
FORFEITURE AND PENALTY .....															
LABOR LAWS .....	142	124	74	22	16	9	2	1	18	3	2	8	4	1	-
FAIR LABOR STANDARDS ACT .....															
LABOR MANAGEMENT .....	276	255	185	30	22	17	1	-	21	5	2	4	8	2	-
RELATIONS ACT .....	339	278	179	48	25	24	1	1	61	8	15	11	27	-	-
OTHER LABOR LAWS .....															

TABLE C8. U.S. DISTRICT COURTS  
LENGTH OF CIVIL AND CRIMINAL TRIALS COMPLETED, BY NATURE OF SUIT OR OFFENSE  
FOR THE TWELVE MONTH PERIOD ENDED JUNE 30, 1983  
(EXCLUDES TRIALS OF MISCELLANEOUS CASES)\*

NATURE OF SUIT OR OFFENSE	TOTAL ALL TRIALS	NONJURY TRIALS							JURY TRIALS						
		TOTAL	1 DAY	2 DAYS	3 DAYS	4 TO 9 DAYS	10 TO 19 DAYS	20 DAYS AND OVER	TOTAL	1 DAY	2 DAYS	3 DAYS	4 TO 9 DAYS	10 TO 19 DAYS	20 DAYS AND OVER
PROTECTED PROPERTY RIGHTS															
COPYRIGHT .....	129	120	82	15	13	9	1	-	9	2	2	-	4	1	-
PATENT .....	149	118	28	14	18	47	7	4	31	2	-	3	14	8	4
TRADEMARK .....	267	255	152	52	21	25	4	1	12	2	2	2	6	-	-
SECURITIES, COMMODITIES, AND EXCHANGES .....	285	209	116	48	20	21	4	-	76	4	6	17	37	8	4
SOCIAL SECURITY LAWS .....	20	18	15	1	1	1	-	-	2	-	-	1	1	-	-
REAPPORTIONMENT SUITS .....	7	6	4	1	-	1	-	-	1	-	-	-	1	-	-
TAX SUITS .....	304	263	216	35	6	4	1	1	41	9	11	11	8	2	-
INTERSTATE COMMERCE .....	33	29	20	5	3	1	-	-	4	1	2	1	-	-	-
ENVIRONMENTAL MATTERS .....	91	89	56	10	8	9	6	-	2	-	-	-	2	-	-
OTHER STATUTORY ACTIONS ..	743	673	483	104	42	38	4	2	70	14	21	10	18	4	3
OTHER ACTIONS, TOTAL .....	68	66	50	10	4	1	-	1	2	1	-	-	1	-	-
TOTAL CRIMINAL TRIALS .....	6,656	3,003	2,406	373	113	97	10	4	3,653	460	847	815	1,270	195	66
HOMICIDE .....	72	27	18	6	1	1	1	-	45	3	8	12	19	1	2
ROBBERY .....	478	194	154	29	4	7	-	-	284	43	73	74	88	6	-
ASSAULT .....	170	48	43	4	-	1	-	-	122	28	53	30	11	-	-
BURGLARY .....	27	9	8	1	-	-	-	-	18	2	5	4	7	-	-
LARCENY AND THEFT .....	488	211	173	24	5	8	1	-	277	34	71	70	91	9	2
EMBEZZLEMENT .....	188	77	58	7	2	10	-	-	111	8	32	33	33	3	2
FRAUD															
INCOME TAX .....	270	83	61	8	6	6	-	2	187	8	32	47	83	13	4
OTHER FRAUD .....	796	303	234	42	13	11	2	1	493	47	78	89	215	47	17
AUTO THEFT .....	101	31	26	5	-	-	-	-	70	9	13	21	25	2	-
FORGERY .....	249	117	106	4	4	3	-	-	132	25	40	25	39	3	-
COUNTERFEITING .....	141	64	47	11	4	2	-	-	77	10	19	24	22	2	-
SEX OFFENSES .....	44	17	15	1	1	-	-	-	27	3	8	7	7	2	-
DRUG LAWS															
MARIJUANA .....	580	302	239	35	15	12	1	-	278	33	49	61	105	21	9
NARCOTICS .....	957	484	366	83	21	14	-	-	473	34	100	107	188	25	9
CONTROLLED SUBSTANCES ..	421	222	170	31	12	9	-	-	199	21	45	45	70	14	4
ESCAPE .....	99	50	45	5	-	-	-	-	49	9	22	8	9	1	-
EXTORTION, RACKETEERING, AND THREATS .....	210	72	50	9	7	3	2	1	138	12	17	23	60	17	9
FIREARMS AND WEAPONS .....	544	269	233	23	9	3	1	-	275	60	99	57	53	3	3
MISC. GENERAL OFFENSES ..	222	112	104	3	2	3	-	-	110	15	24	20	41	9	1
IMMIGRATION LAWS .....	264	170	148	17	2	3	-	-	94	20	34	19	18	3	-
LIQUOR, INTERNAL REVENUE ..	7	-	-	-	-	-	-	-	7	4	1	1	1	-	-
SELECTIVE SERVICE ACT .....	9	5	4	1	-	-	-	-	4	2	-	1	1	-	-
OTHER FEDERAL STATUTES ..	319	136	104	24	5	1	2	-	183	30	24	37	74	14	4

\*INCLUDES HEARINGS ON TEMPORARY RESTRAINING ORDERS AND PRELIMINARY INJUNCTIONS, HEARINGS ON  
CONTESTED MOTIONS AND OTHER CONTESTED PROCEEDINGS IN WHICH EVIDENCE IS INTRODUCED



Table C-9  
U.S. District Courts  
Civil and Criminal Trials Terminated, Requiring 20 or More Days  
During the Twelve Month Period Ended June 30, 1983

District	Style of Case/Defendant	Nature of Proceeding	Number of Trial Days	Type of Trial
Civil Cases				
NY, W	Monsanto Enviro v City of Rochester	Contract	186	Jury
NY, S	In Re: Investors Funding Corp of NY	Bankruptcy	154	Non-Jury
PR	Jackson Enterprises v Greyhound Lea	Fraud	118	Jury
DC	Verveer v ATT	Antitrust	116	Non-Jury
NH	Seaward Const Co v Town of Hudson	Contract	100	Jury
PA, M	USA v Tabor Court Realty Corp	Tax Suits	98	Non-Jury
VT	Northern Oil Co v Standard Oil Co	Ovrpymnts & Judgments	90	Jury
MD	Harris v Vasco	Civil Rights	89	Jury
UT	US Industries Inc v Bond et al	Sec, Comm, Exchge	82	Jury
DE	Hall Ltd v Chase Manhattan Oversea	Banks and Banking	81	Jury
UT	Dunlop v Vriens	Fair Labor Stnds. Act	64	Non-Jury
NJ	USA v Local 560 et al	Labor	63	Non-Jury
IL, N	Foremost Sales Prom Inc v Glen	Contract	63	Non-Jury
CA, N	Ronan v City of Richmond	Civil Rights	63	Jury
NY, S	Soc Wkers Party v Attorney Gen of US	Civil Rights	54	Non-Jury
MN	Happke v Robins Co	Pers Injury-Prod Liab	54	Jury
CA, C	LA Memorial Comm v Natl Football Lge	Antitrust	53	Jury
OH, N	Heights Comm Congress v Hilltop Rea	Civil Rights Housing	52	Non-Jury
NY, S	Gen Pub Utilities v Babcock Co	Tort-Prod Liability	50	Non-Jury
CA, N	Draszewski et al v State Farm Gen In	Civil Rights Jobs	48	Non-Jury
CA, N	Bio-Rad Lab v Nicolet Instrument	Patent	47	Jury
TX, S	Clipper Maritime v Anglo Dutch	Marine Contract	42	Jury
UT	Allen et al v USA	Personal Injury	42	Non-Jury
UT	Slaney & Co v NW Pipeline Corp	Contract	41	Non-Jury
AL, N	EEOC v Alabama Power Co et al	Civil Rights Jobs	40	Non-Jury
MD	EEOC v IBM Corp	Civil Rights Jobs	39	Non-Jury
OH, N	PPG Ind Inc v Guardian Industries C	Patent	37	Non-Jury
MA	Kactell v Blue Shield	Antitrust	36	Non-Jury
CT	Uniroyal Inc v Rudkin Corp	Patent	36	Non-Jury
DC	Securely v McCellan	Statutory Actions	35	Jury
DC	Southern Pac Comm et al v Amer Tel A	Antitrust	33	Non-Jury
LA, E	Abramson et al v Bank of New Orleans	Sec, Comm, Exchge	33	Jury
KS	Williard v USA	Pers Injury-Prod Liab	32	Non-Jury
MA	Simmons Research v Wallace Washburn	Negotiable Instrument	31	Jury
ND	Assoc Retarded Citizens v Link	Civil Rights	31	Non-Jury
CA, N	R G Enterprises Inc v Cudahy Co	Contract	31	Jury
MA	Todd v Polaroid	Civil Rights Jobs	30	Non-Jury
PA, W	De Guinea v Ins Com of North America	Insurance	30	Jury
MO, E	Morrill v Becton	Contract	30	Jury
TN, M	Kincade v Firestone Tire	Civil Rights Jobs	29	Non-Jury
IL, N	Monroe v United Air Lines Inc	Civil Rights Jobs	29	Jury
CA, C	Albrecht v Linde	Sec, Comm, Exchge	29	Jury
MI, E	Oxy Metal Ind v Quin Tec Inc	Patent	28	Jury
MN	Monson v Century Mfg	Empl Retirement Act	28	Non-Jury
MI, E	Ruby v Billings	Civil Rights Jobs	27	Non-Jury
WA, W	Exxon Inc v Jersey Central Power L	Contract	27	Non-Jury
NJ	Monaco v Searle Co	Pers Injury-Prod Liab	26	Jury
PA, E	Gottlieb v Firestone Steel Prod	Pers Injury-Prod Liab	26	Jury
FL, S	Jean v Meissner et al	Prisoner Habeas Corpus	26	Non-Jury
MD	Central Chemical Corp v Agrico Chem	Contract	25	Jury
MA	Lynch et al v Dukakis et al	Civil Rights Welfare	24	Non-Jury
NY, S	Horger v Bay Tankers I	Marine Pers Injury	24	Jury
PA, M	Consolidated Freightway, v Larson	Const of St Statutes	24	Non-Jury
MI, E	Kelly Springfield Tire v Stefani	Contract	24	Jury
OH, S	Der Lely v Maschio et al	Patent	24	Non-Jury
IL, N	Adams Lab v Jacobs	Contract	24	Jury
FL, S	Lex Tex Ltd v Monsanto Textile Co	Patent	24	Jury
MA	USA v Mass Maritime Acad et al	Civil Rights	23	Non-Jury
NY, W	Essex Plastic Finishing v Ionics In	Contract	23	Jury
IL, N	Brady v Lem Prod	Trademark	23	Non-Jury

Table C-9  
U.S. District Courts  
Civil and Criminal Trials Terminated, Requiring 20 or More Days  
During the Twelve Month Period Ended June 30, 1983  
(continued)

District	Style of Case/Defendant	Nature of Proceeding	Number of Trial Days	Type of Trial
Civil Cases (continued)				
IL, N	Ketchum v Byrne	Civil Rights Voting	23	Non-Jury
AR, W	Desoto Inc v Otis Elevator Co	Prop Damage-Prod Liab	23	Jury
MO, W	Wamble v Boyer et al	Statutory Actions	23	Non-Jury
NM	Fortier v Dona Anna Plaza Partners	Real Property Actions	23	Jury
FL, M	Griffin et al v US Postal Serv et al	Civil Rights Jobs	23	Jury
FL, S	Lex Tex Ltd v Malco Tex Fibers Inc	Patent	23	Jury
GA, N	Natl Ind Theatre et al v Charter Fin	Antitrust	23	Jury
NY, S	Lin v McDonnell Douglas Corp et al	Airplane Pers Injury	22	Jury
PA, W	Indian Coffe v Proctor & Gamble et al	Antitrust	22	Jury
OH, S	Delk v Holiday Inns Inc et al	Mtr Vehicle Pers Inj	22	Jury
OH, S	Borden Inc v Acco Indust	Contract	22	Jury
OK, N	Facet Enterprises Inc v Internat PA	Statutory Actions	22	Jury
DC	Tavoulaareas v Piro	Asslt, Libel, Slander	21	Jury
NY, E	Good Retarded Childs Inc et al v Care	Civil Rights	21	Non-Jury
NY, E	Kara v Upjohn Co	Pers Injury-Prod Liab	21	Jury
PA, E	Bolden ETC v PA State Police et al	Civil Rights	21	Non-Jury
PA, W	Malley Duff Inc v Crown Life Ins	Antitrust	21	Jury
MI, E	Acho v Natl Union Fire Ins	Contract	21	Jury
WI, E	USA v Capitol Serv Inc	Antitrust	21	Non-Jury
CA, E	Donaldson v USA	Personal Injury	21	Non-Jury
CA, C	Vargas v City of Anaheim	Civil Rights	21	Jury
WA, W	Gordan v Brandt Inc	Antitrust	21	Jury
KS	Schock v M Marietta Corp	Pers Injury-Prod Liab	21	Jury
MA	Infusaid Corp v Intermedics Infusaid	Contract	20	Non-Jury
NY, E	Hydrolevel Corp v ITT	Antitrust	20	Jury
OH, N	W L Gore Assoc v Garlock Inc	Patent	20	Non-Jury
MN	Swanston Equip Co v H B Fuller Co	Antitrust	20	Jury
FL, M	Deas et al v Paccar Inc	Antitrust	20	Jury
FL, S	G M Brod v US Home Corp	Sec, Comm, Exchge	20	Jury
GA, N	BVA Credit Corp v Rossville Textile	Fraud	20	Non-Jury
Criminal Cases				
NY, S	Witt, Herman	Narcotics	89	Jury
OH, N	Licavoli, James T	Ext, Racktg, Threats	71	Jury
PA, E	Gefiman, Raymond J	Fraud-Income Tax	68	Non-Jury
FL, S	Freedman, Irvin	Fraud-Postal	62	Jury
FL, S	Alonso, Fabio	Narcotics	61	Jury
MA	Osserman, George M	Fraud-Income Tax	59	Jury
NY, E	Duggan, Andrew	Firearms	55	Jury
MN	Perl, Norman	Fraud-Postal	55	Jury
TX, W	Chargra, Jamiel A	Murder	54	Jury
TX, N	Daly, Jerome	Fraud-False Claims	51	Jury
FL, M	Murgo, Victor E	Fraud	50	Jury
OH, N	Gallo, Joseph Charles	Narcotics	45	Jury
FL, S	Harvey, William J	Marihuana	45	Jury
GA, N	Almeda, Al	Fraud	43	Jury
NY, S	Mourad, Tamer	Narcotics	41	Jury
WA, W	Satiaum, Robert	Ext, Racktg, Threats	41	Non-Jury
FL, S	Simpkin, Westley	Marihuana	41	Jury
MN	Horvath, Paul Ed, Jr	Fraud-Income Tax	40	Jury
CA, S	Johnson, Snellen M	Fraud	38	Jury
NY, S	Abrams, Martin B	Fraud-Income Tax	36	Jury
IL, N	Dorfman, Allen M	Racketeering, Bribery	35	Jury
CA, S	Lopes, Joao Antonio Sousa	Narcotics	35	Jury
FL, M	Watchmaker, Ronald	Ext, Racktg, Threats	35	Jury
PA, W	Litman, David S	Fraud-Postal	34	Non-Jury
OH, N	Stull, Henry Daniel, Sr	Fraud-Postal	34	Jury
CA, C	Levy, Alan	Fraud-Postal	33	Jury
MA	Sorrentino, Staniford A	Fraud-Income Tax	32	Non-Jury
NJ	Tabrave, Jorge	Marihuana	32	Jury

Table C-9  
U.S. District Courts  
Civil and Criminal Trials Terminated, Requiring 20 or More Days  
During the Twelve Month Period Ended June 30, 1983  
(continued)

District	Style of Case/Defendant	Nature of Proceeding	Number of Trial Days	Type of Trial
Criminal Cases (continued)				
OH, N	Trafficant, James A. Jr	Ext, Racktg, Threats	32	Jury
FL, S	Accardo, Anthony	Ext, Racktg, Threats	32	Jury
GA, N	Luck, John Oscar	Narcotics	32	Jury
NY, S	Dickson, Frederick J.	Fraud-Income Tax	31	Jury
NY, S	Meadows, Joel	Fraud-False Claims	31	Jury
PR	Stella Perez, Edgar M.	Fraud-False Claims	30	Jury
NJ	Case, Herbert G, Jr	Fraud-Postal	30	Jury
TX, N	Webster, John Russell, Jr	Narcotics	30	Jury
NY, S	Orozco, Eduardo	Marihuana	29	Jury
MI, E	August, Irving	Intimidation Witness	29	Jury
NY, S	Dominick, Napolitano	Ext, Racktg, Threats	28	Jury
AZ	Doe, John	Narcotics	28	Jury
CA, C	Mouzin, Barbara	Narcotics	28	Jury
MA	Kelly, James A.	Ext, Racktg, Threats	27	Jury
RI	Termini, Frank	Marihuana	27	Jury
NY, N	Moore, Kenneth E, Jr	Fraud-Conspiracy	27	Jury
NY, E	Falvey, Thomas J.	Firearms & Weapons	25	Jury
IL, N	Covelli, Robert Frank	Larceny and Theft	25	Jury
IN, S	McComb, Thomas V	Intimidation Witness	25	Jury
IL, N	Tucker, Robert L	Fraud-Postal	24	Jury
AZ	Doe, John	Narcotics	24	Jury
CA, N	Shake, Sabu	Postal Laws-Explosives	24	Jury
PR	Maldonadomedina, Alejo	Ext, Racktg, Threats	23	Jury
NY, S	Bein, Calvin	Fraud-Postal	23	Jury
CO	Martinez, Franke E.	Firearms & Weapons	23	Jury
PA, W	Golden, Gary	Marihuana	22	Jury
TX, W	Cammarata, Samuel A	Marihuana	22	Jury
TX, W	Chargra, Jamiel A	Murder	22	Jury
AZ	Doe, John	Narcotics	22	Jury
CA, C	Thordarson, Sten	Embezzlement	22	Jury
DC	Carver, Roy R	Larceny & Theft	21	Jury
NY, N	Burks, John	Fraud-Postal	21	Jury
CA, S	Lahodny, Robert K	Marihuana	21	Jury
AL, S	Payne, Weldon Rushing	Embezzlement	21	Jury
FL, M	O'Connell, John A. Jr	Perjury	21	Jury
FL, M	Govern, Robert Walter	Marihuana	21	Jury
NY, N	Caran, John	Fraud	20	Jury
NY, E	Martias, Theodore	Ext, Racktg, Threats	20	Jury
NY, W	Leventhal, Ronald H.	Narcotics	20	Jury
MD	King, Maurice D.	Narcotics	20	Jury
MI, E	Murray, Sylvesters	Narcotics	20	Jury
FL, M	Akwa, Phillip W	Fraud-False Claims	20	Jury

TABLE C 10. U.S. DISTRICT COURTS  
TIME INTERVALS FROM ISSUE TO TRIAL OF CIVIL CASES IN WHICH A TRIAL WAS COMPLETED, BY DISTRICT  
DURING THE TWELVE MONTH PERIOD ENDED JUNE 30, 1983

CIRCUIT AND DISTRICT	TOTAL TRIALS				NONJURY TRIALS				JURY TRIALS			
	NUMBER OF TRIALS	TIME INTERVAL IN MONTHS*			NUMBER OF TRIALS	TIME INTERVAL IN MONTHS*			NUMBER OF TRIALS	TIME INTERVAL IN MONTHS*		
		10 PER- CENT LESS THAN	ME- DIAN	10 PER- CENT MORE THAN		10 PER- CENT LESS THAN	ME- DIAN	10 PER- CENT MORE THAN		10 PER- CENT LESS THAN	ME- DIAN	10 PER- CENT MORE THAN
TOTAL .....	10,059	3	14	37	5,292	2	13	37	4,767	4	14	36
DC .....	213	1	9	20	119	1	9	23	94	3	9	19
1ST .....	335	8	27	44	137	5	28	58	198	9	26	46
ME .....	30	16	28	49	13	15	29	54	17	17	28	37
MA .....	160	8	28	59	63	5	32	67	97	9	27	51
NH .....	35	11	27	44	15	9	26	48	20	11	27	38
RI .....	78	5	32	43	30	1	31	43	48	14	32	43
PR .....	32	1	11	22	16	1	9	18	16	1	14	24
2ND .....	958	4	16	45	505	3	15	42	453	5	17	47
CT .....	75	11	36	64	37	12	36	64	38	9	37	60
NY,N .....	72	4	18	42	28	1	21	39	44	5	15	44
NY,E .....	178	3	20	53	74	1	19	53	105	7	23	63
NY,S .....	584	3	13	32	344	3	13	34	240	4	14	30
NY,W .....	28	4	28	59	14	2	14	64	15	15	38	59
VT .....	19	1	14	23	9	-	-	-	11	10	16	23
3RD .....	889	4	15	38	377	2	14	37	492	6	15	38
DE .....	32	2	17	38	20	1	15	34	12	4	18	44
NJ .....	180	4	16	33	73	2	15	34	87	6	16	30
PA,E .....	410	4	14	42	171	3	13	49	239	6	15	42
PAM .....	72	2	10	22	21	1	13	23	51	2	10	20
PAW .....	133	1	15	38	66	1	12	33	67	7	17	37
VI .....	82	10	28	45	26	2	25	41	36	13	27	45
4TH .....	913	2	7	25	390	1	7	23	523	3	8	28
MD .....	117	1	9	31	63	1	9	38	54	1	9	22
NCE .....	29	7	10	16	15	4	9	15	14	7	10	43
NCM .....	33	20	40	61	11	12	33	67	22	20	40	60
NCW .....	80	3	10	24	36	5	12	24	45	3	9	25
SC .....	270	1	8	18	95	2	8	23	175	1	8	17
VA,E .....	232	2	5	9	128	2	4	9	104	3	5	9
VA,W .....	89	1	8	28	28	1	3	14	61	1	12	31
WV,N .....	12	1	9	29	8	-	-	-	6	-	-	-
WV,S .....	51	4	16	42	9	-	-	-	42	4	17	52
5TH .....	1,558	3	18	32	887	3	15	33	671	3	14	30
LA,E .....	421	8	15	35	219	5	16	38	202	7	14	33
LAM .....	52	1	18	33	36	1	15	32	16	9	19	36
LAW .....	147	6	15	30	84	4	14	35	63	6	16	29
MS,N .....	86	2	13	20	33	1	13	27	33	3	13	20
MS,S .....	51	1	13	29	30	1	11	23	21	1	15	30
MS,S .....	195	1	12	29	129	1	12	29	64	1	12	24
TX,N .....	180	1	10	22	78	1	11	23	104	1	9	22
TX,E .....	295	7	19	35	190	7	18	36	105	6	19	33
TX,S .....	153	7	14	32	90	6	14	33	63	7	14	26
TX,W .....	951	2	15	39	472	1	15	42	479	3	16	36
6TH .....	55	1	16	48	33	1	16	49	22	9	16	43
KY,E .....	87	4	21	30	32	4	19	28	35	4	21	32
KY,W .....	276	8	18	40	115	7	19	43	181	9	18	36
MI,E .....	82	2	19	38	32	1	17	53	50	4	19	34
MI,W .....	128	1	14	41	79	1	9	41	47	8	21	42
OH,N .....	91	4	19	64	49	2	20	64	42	8	13	58
OH,S .....	121	1	5	15	48	2	5	13	73	1	6	15
TN,E .....	83	1	10	26	47	1	8	26	36	2	11	26
TN,W .....	50	1	20	40	37	1	24	37	13	1	20	40

TABLE C 10. U.S. DISTRICT COURTS  
TIME INTERVALS FROM ISSUE TO TRIAL OF CIVIL CASES IN WHICH A TRIAL WAS COMPLETED, BY DISTRICT  
DURING THE TWELVE MONTH PERIOD ENDED JUNE 30, 1983

CIRCUIT AND DISTRICT	TOTAL TRIALS				NONJURY TRIALS				JURY TRIALS			
	NUMBER OF TRIALS	TIME INTERVAL IN MONTHS*			NUMBER OF TRIALS	TIME INTERVAL IN MONTHS*			NUMBER OF TRIALS	TIME INTERVAL IN MONTHS*		
		10 PER- CENT LESS THAN	ME- DIAN	10 PER- CENT MORE THAN		10 PER- CENT LESS THAN	ME- DIAN	10 PER- CENT MORE THAN		10 PER- CENT LESS THAN	ME- DIAN	10 PER- CENT MORE THAN
7TH .....	570	2	15	41	325	2	15	39	245	3	14	42
IL,N .....	265	3	16	43	152	2	16	47	113	3	13	42
IL,C .....	32	1	15	53	20	1	15	28	12	1	14	71
IL,S .....	41	1	10	22	22	1	11	24	19	1	9	20
IN,N .....	62	1	19	40	36	1	14	28	26	4	20	62
IN,S .....	60	5	20	41	35	1	16	42	25	8	22	41
WI,E .....	48	5	17	39	27	7	17	39	21	3	18	26
WI,W .....	62	1	9	31	33	1	9	31	29	1	10	25
8TH .....	855	1	13	34	434	1	13	34	421	1	13	34
AR,E .....	144	1	15	34	95	1	15	35	49	1	14	27
AR,W .....	99	1	8	26	46	1	10	23	53	1	7	27
IA,N .....	22	5	21	40	7	-	-	-	15	13	23	41
IA,S .....	30	1	12	28	13	1	24	28	17	1	7	22
MI .....	85	2	13	38	44	2	13	34	41	1	14	42
MO,E .....	150	1	8	21	76	1	7	21	74	1	9	25
MO,W .....	133	6	18	46	59	6	19	46	74	5	17	42
NE .....	112	6	16	34	48	1	16	43	64	8	16	28
ND .....	27	1	14	25	19	1	13	25	8	-	-	-
SD .....	53	1	12	29	27	1	8	23	26	4	15	31
9TH .....	932	4	16	41	639	4	15	41	293	6	19	43
AK .....	18	3	22	33	11	1	21	27	7	-	-	-
AZ .....	58	6	20	65	40	6	21	77	18	6	19	32
CAN .....	139	4	13	37	98	4	13	39	41	6	15	34
CA,E .....	38	8	17	60	29	8	17	33	9	-	-	-
CAC .....	307	3	16	39	202	3	15	37	105	2	19	40
CAS .....	34	6	14	39	26	6	15	38	8	-	-	-
HI .....	23	1	29	49	17	1	27	43	6	-	-	-
ID .....	47	3	10	35	26	2	7	27	21	6	15	52
MT .....	33	1	13	36	21	1	13	35	12	2	12	58
NV .....	23	1	18	35	14	1	18	41	9	-	-	-
OR .....	74	3	14	28	45	3	13	27	28	3	18	28
WAE .....	24	6	28	61	17	8	24	50	7	-	-	-
WA,W .....	110	7	17	41	90	6	16	41	20	9	20	33
GUAM .....	4	-	-	-	-	-	-	-	-	-	-	-
NMI .....	4	-	-	-	3	-	-	-	1	-	-	-
10TH .....	777	3	11	27	388	2	10	28	391	4	12	30
CO .....	167	4	13	25	94	2	12	22	73	5	15	35
KS .....	100	6	24	51	44	2	19	66	56	7	25	49
NM .....	134	1	9	18	83	1	8	18	51	4	10	18
OK,N .....	83	4	12	22	25	4	10	22	38	4	13	22
OK,E .....	28	6	11	23	13	5	13	25	16	9	11	14
OK,W .....	185	3	7	22	76	4	7	22	109	3	7	19
UT .....	57	3	14	29	33	2	14	31	24	3	14	28
WY .....	42	3	7	17	18	2	6	13	24	5	7	17
11TH .....	1,128	4	11	31	621	3	11	35	507	5	12	27
AL,N .....	216	3	9	22	120	3	10	23	98	2	9	19
AL,W .....	83	1	6	12	53	1	6	11	30	1	6	12
AL,S .....	88	4	10	18	42	1	9	21	28	4	11	18
FL,N .....	41	7	14	30	26	5	13	27	15	9	14	30
FL,W .....	174	5	17	44	117	5	16	43	57	9	18	44
FL,S .....	197	2	12	42	142	1	11	41	55	3	16	48
GA,N .....	205	7	15	32	82	7	16	48	123	8	14	26
GA,W .....	50	3	9	30	8	-	-	-	42	3	10	30
GA,S .....	94	5	11	23	31	2	11	28	63	6	11	19

Note: EXCLUDES THE FOLLOWING TRIALS: LAND CONDEMNATION, FORFEITURES AND PENALTY CASES, PRISONER PETITIONS (HABEAS CORPUS, MOTIONS TO VACATE SENTENCE UNDER 28 U.S.C. 2255, HEARINGS ON EVIDENTIARY MATTERS), BANKRUPTCY PETITIONS, AND THREE JUDGE COURT CASES.

\* TIME INTERVALS COMPUTED ONLY WHERE THERE ARE 10 OR MORE TRIALS.

TABLE D-1 CASES, U.S. DISTRICT COURTS  
CRIMINAL CASES COMMENCED AND TERMINATED DURING THE TWELVE MONTH PERIOD ENDED JUNE 30, 1983

CIRCUIT AND DISTRICT	PENDING JULY 1, 1982				TOTAL COM- MENCED	COMMENCED					RE- OPENS*	TRANS- FERS
	TOTAL	FELONY	MISDE- MEANOR	OTHER*		ORIGINAL PROCEEDINGS						
						TOTAL	FELONY	MISDE- MEANOR	OTHER*			
TOTAL . . . . .	16,659	14,508	1,827	324	35,872	34,508	23,365	10,246	897	173	1,191	
DC . . . . .	174	157	17	-	400	392	297	95	-	2	6	
1ST . . . . .	452	402	35	15	846	811	708	61	42	2	33	
ME . . . . .	50	40	3	7	118	113	77	22	14	-	5	
MA . . . . .	245	216	27	2	327	305	278	24	5	1	21	
NH . . . . .	12	8	4	-	45	40	39	1	-	-	5	
RI . . . . .	58	58	-	-	75	74	67	7	-	-	1	
PR . . . . .	87	80	1	6	281	279	249	7	23	1	1	
2ND . . . . .	1,895	1,714	156	25	2,029	1,936	1,628	263	45	14	79	
CT . . . . .	160	152	8	-	236	226	212	13	1	-	10	
NY,N . . . . .	103	54	4	5	132	127	115	11	1	2	3	
NY,E . . . . .	697	604	91	2	563	547	437	105	5	2	14	
NY,S . . . . .	724	667	43	14	827	785	647	102	38	7	35	
NY,W . . . . .	129	122	7	-	218	201	174	26	1	2	15	
VT . . . . .	82	75	3	4	53	50	43	6	1	1	2	
3RD . . . . .	920	806	104	10	1,827	1,750	1,424	309	17	11	66	
DE . . . . .	27	25	2	-	62	56	47	9	-	2	4	
NJ . . . . .	240	175	63	2	551	525	342	179	4	3	23	
PA,E . . . . .	247	217	27	3	481	459	398	55	6	2	20	
PA,M . . . . .	95	92	2	1	215	208	168	39	1	1	6	
PA,W . . . . .	111	107	4	-	197	181	169	12	-	3	13	
VI . . . . .	200	190	6	4	321	321	300	15	6	-	-	

TABLE D-1 CASES, U. S. DISTRICT COURTS  
CRIMINAL CASES COMMENCED AND TERMINATED DURING THE TWELVE MONTH PERIOD ENDED JUNE 30, 1983

TERMINATED							PENDING JUNE 30, 1983				CIRCUIT AND DISTRICT
TOTAL TERMI- NATED	ORIGINAL PROCEEDINGS				RE- OPENS*	TRANS- FERS	TOTAL	FELONY	MISDE- MEANOR	OTHER*	
	TOTAL	FELONY	MISDE- MEANOR	OTHER*							
33,985	32,841	20,970	10,409	1,462	232	912	18,546	15,788	2,542	216	.... TOTAL
415	409	294	114	1	2	4	159	134	25	-	..... DC
820	802	670	78	54	7	11	478	439	34	5	..... 1ST
101	97	61	18	18	1	3	67	57	7	3	..... ME
331	323	283	35	5	3	5	241	219	20	2	..... MA
43	42	36	6	-	1	-	14	12	2	-	..... NH
80	78	68	9	1	-	2	53	53	-	-	..... RI
265	262	222	10	30	2	1	103	98	5	-	..... PR
2,025	1,942	1,516	367	59	22	61	1,899	1,754	119	26	..... 2ND
222	212	178	31	3	-	10	174	171	2	1	..... CT
128	113	92	17	4	2	13	107	99	3	5	..... NY,N
599	594	449	138	7	3	2	661	591	67	3	..... NY,E
818	781	599	141	41	16	21	733	684	36	13	..... NY,S
205	193	156	34	3	1	11	142	134	8	-	..... NY,W
53	49	42	6	1	-	4	82	75	3	4	..... VT
1,765	1,718	1,335	357	26	15	32	982	882	91	9	..... 3RD
54	51	39	11	1	2	1	35	35	-	-	..... DE
537	524	321	195	8	2	11	254	199	54	1	..... NJ
481	464	388	69	7	7	10	247	228	16	3	..... PA,E
201	197	159	36	2	-	4	109	101	8	-	..... PA,M
205	196	179	16	1	4	5	103	100	3	-	..... PA,W
287	286	249	30	7	-	1	234	219	10	5	..... VI

TABLE D-1 CASES. U.S. DISTRICT COURTS  
CRIMINAL CASES COMMENCED AND TERMINATED DURING THE TWELVE MONTH PERIOD ENDED JUNE 30, 1983

CIRCUIT AND DISTRICT	PENDING JULY 1, 1982				TOTAL COM- MENCED	COMMENCED					RE- OPENS*	TRANS- FERS
	TOTAL	FELONY	MISDE- MEANOR	OTHER*		ORIGINAL PROCEEDINGS						
						TOTAL	FELONY	MISDE- MEANOR	OTHER*			
4TH . . . . .	1,217	884	284	49	5,044	4,940	2,104	2,598	238	13	91	
MD . . . . .	347	260	74	13	1,126	1,108	379	679	50	3	15	
NC,E . . . . .	137	62	75	-	333	322	175	145	2	1	10	
NC,M . . . . .	70	62	8	-	229	217	206	11	-	2	10	
NC,W . . . . .	43	37	3	3	282	271	244	20	7	3	8	
SC . . . . .	180	168	11	1	381	362	312	45	5	-	19	
VA,E . . . . .	303	167	106	30	2,222	2,206	388	1,650	168	3	13	
VA,W . . . . .	55	49	6	-	164	159	144	14	1	1	4	
WV,N . . . . .	28	27	1	-	125	124	120	3	1	-	1	
WV,S . . . . .	54	52	-	2	182	171	136	31	4	-	11	
5TH . . . . .	2,271	2,166	92	13	4,389	4,246	3,764	409	73	21	122	
LA,E . . . . .	164	162	2	-	454	436	393	37	6	4	14	
LA,M . . . . .	23	21	2	-	79	75	69	5	1	-	4	
LA,W . . . . .	44	39	2	3	221	212	145	32	35	1	8	
MS,N . . . . .	27	25	2	-	75	64	57	6	1	1	10	
MS,S . . . . .	79	74	5	-	161	152	131	19	2	2	7	
TX,N . . . . .	313	293	18	2	665	636	573	58	5	1	28	
TX,E . . . . .	65	60	5	-	169	159	147	12	-	1	9	
TX,S . . . . .	1,127	1,093	30	4	1,581	1,552	1,495	52	5	5	24	
TX,W . . . . .	429	399	26	4	984	960	754	188	18	6	18	
6TH . . . . .	1,125	1,004	109	12	2,919	2,794	2,206	547	41	17	108	
KY,E . . . . .	75	74	1	-	165	154	147	6	1	4	7	
KY,W . . . . .	135	91	43	1	383	371	164	206	1	-	12	
MI,E . . . . .	287	265	19	3	525	501	442	48	11	7	17	
MI,W . . . . .	81	77	3	1	195	188	156	29	3	1	6	
OH,N . . . . .	119	116	3	-	423	406	390	16	-	1	16	
OH,S . . . . .	119	112	4	3	277	262	219	37	6	-	15	
TN,E . . . . .	43	38	5	-	269	254	211	28	15	2	13	
TN,M . . . . .	127	96	27	4	397	384	228	152	4	1	12	
TN,W . . . . .	139	135	4	-	285	274	249	25	-	1	10	

TABLE D-1 CASES, U.S. DISTRICT COURTS  
CRIMINAL CASES COMMENCED AND TERMINATED DURING THE TWELVE MONTH PERIOD ENDED JUNE 30, 1983

TOTAL TERMI- NATED	TERMINATED						PENDING JUNE 30, 1983				CIRCUIT AND DISTRICT
	ORIGINAL PROCEEDINGS				RE- OPENS*	TRANS- FERS	TOTAL	FELONY	MISDE- MEANOR	OTHER*	
	TOTAL	FELONY	MISDE- MEANOR	OTHER*							
4,911	4,816	1,892	2,598	326	18	77	1,350	1,019	295	36	..... 4TH
1,123	1,108	354	699	55	4	11	350	259	75	16	..... MD
399	387	166	215	6	2	10	71	57	14	-	..... NC,E
218	208	195	13	-	2	8	81	75	6	-	..... NC,M
259	250	215	25	10	2	7	66	60	3	3	..... NC,W
378	364	295	55	14	2	12	183	169	14	-	..... SC
2,123	2,094	325	1,541	228	3	26	402	212	173	17	..... VA,E
150	148	126	18	4	1	1	69	64	5	-	..... VA,W
97	94	88	4	2	2	1	56	55	1	-	..... WV,N
164	163	128	28	7	-	1	72	68	4	-	..... WV,S
4,167	4,018	3,120	534	364	28	121	2,493	2,368	106	19	..... 5TH
428	415	360	40	15	4	9	190	179	9	2	..... LA, "
60	58	49	8	1	-	2	42	41	1	-	..... LA,M
206	201	130	35	36	1	4	59	51	3	5	..... LA,W
77	67	58	8	1	1	9	25	20	5	-	..... MS,N
117	103	88	14	1	2	12	123	108	13	1	..... MS,S
632	604	529	66	9	3	25	346	320	23	3	..... TX,N
179	171	155	16	-	1	7	55	50	5	-	..... TX,E
1,524	1,482	1,102	184	196	11	31	1,184	1,158	22	4	..... TX,S
944	917	649	163	105	5	22	469	440	25	4	..... TX,W
2,817	2,704	2,089	574	41	17	96	1,227	1,069	133	25	..... 6TH
184	154	139	13	2	3	7	76	75	-	1	..... KY,E
377	371	167	200	4	-	6	141	93	47	1	..... KY,W
517	488	414	60	14	7	22	295	273	19	3	..... MI,E
197	191	162	26	3	-	6	79	67	10	2	..... MI,W
366	351	332	18	1	1	14	176	174	2	-	..... OH,N
293	281	239	34	8	1	11	103	88	13	2	..... OH,S
242	232	194	36	2	2	8	70	53	4	13	..... TN,E
384	374	203	166	5	1	9	140	108	29	3	..... TN,M
277	262	239	21	2	2	13	147	138	9	-	..... TN,W



TABLE D-1 CASES, U. S. DISTRICT COURTS  
CRIMINAL CASES COMMENCED AND TERMINATED DURING THE TWELVE MONTH PERIOD ENDED JUNE 30, 1983

CIRCUIT AND DISTRICT	PENDING JULY 1, 1982				TOTAL COM- MENCED	COMMENCED					RE- OPENS*	TRANS- FERS
	TOTAL	FELONY	MISDE- MEANOR	OTHER*		ORIGINAL PROCEEDINGS						
						TOTAL	FELONY	MISDE- MEANOR	OTHER*			
7TH . . . . .	872	830	34	8	1,705	1,615	1,377	219	19	8	82	
IL,N . . . . .	493	476	15	2	761	708	581	119	8	3	50	
IL,C . . . . .	92	82	8	2	221	215	166	45	4	1	5	
IL,S . . . . .	35	33	2	-	170	161	150	11	-	1	8	
IN,N . . . . .	53	53	-	-	102	99	93	6	-	2	1	
IN,S . . . . .	83	77	4	2	170	162	140	18	4	-	8	
WI,E . . . . .	81	74	5	2	197	189	169	19	1	-	8	
WI,W . . . . .	35	35	-	-	84	81	78	1	2	1	2	
8TH . . . . .	753	643	31	79	2,254	2,167	1,504	415	248	11	76	
AR,E . . . . .	58	52	4	2	213	203	180	16	7	-	10	
AR,W . . . . .	36	33	2	1	109	102	91	10	1	-	7	
IA,N . . . . .	25	24	1	-	67	60	54	6	-	-	7	
IA,S . . . . .	60	57	2	1	89	85	79	6	-	2	2	
MN . . . . .	131	127	4	-	245	235	227	7	1	1	9	
MO,E . . . . .	102	94	6	2	316	311	301	8	2	3	2	
MO,W . . . . .	162	91	4	67	779	755	201	328	226	3	21	
NE . . . . .	48	45	-	3	109	97	83	12	2	1	11	
ND . . . . .	46	43	3	-	105	103	91	10	2	-	2	
SD . . . . .	85	77	5	3	222	216	197	12	7	1	5	
9TH . . . . .	4,385	3,561	746	78	8,320	7,968	4,359	3,516	93	35	317	
AK . . . . .	65	35	28	2	209	199	76	120	3	1	9	
AZ . . . . .	629	623	5	1	568	527	477	37	13	5	36	
CAN . . . . .	368	292	61	15	670	634	494	134	6	1	35	
CA,E . . . . .	259	231	16	12	441	419	340	64	15	-	22	
CAC . . . . .	769	728	31	10	1,082	971	905	57	9	11	100	
CAS . . . . .	1,069	1,051	13	5	982	941	806	116	19	4	37	
HI . . . . .	575	44	521	10	2,408	2,402	94	2,304	4	-	6	
ID . . . . .	29	23	2	4	145	135	118	13	4	1	9	
MT . . . . .	55	41	2	12	177	167	152	9	6	1	9	
NV . . . . .	155	145	7	3	322	310	279	26	5	4	8	
OR . . . . .	103	94	8	1	188	174	157	16	1	2	12	
WA,E . . . . .	63	56	7	-	216	204	191	12	1	1	11	
WA,W . . . . .	188	145	43	-	865	839	237	597	5	3	23	
GUAM . . . . .	47	43	1	3	38	37	24	11	2	1	-	
NMI . . . . .	11	10	1	-	9	9	9	-	-	-	-	

TABLE D-1 CASES. U.S. DISTRICT COURTS  
CRIMINAL CASES COMMENCED AND TERMINATED DURING THE TWELVE MONTH PERIOD ENDED JUNE 30, 1983

TERMINATED							PENDING JUNE 30, 1983				CIRCUIT AND DISTRICT
TOTAL TERMI- NATED	ORIGINAL PROCEEDINGS				RE- OPENS*	TRANS- FERS	TOTAL	FELONY	MISDE- MEANOR	OTHER*	
	TOTAL	FELONY	MISDE- MEANOR	OTHER*							
1,654	1,592	1,341	219	32	8	54	923	857	61	5	..... 7TH
732	713	590	111	12	2	17	522	487	35	-	..... IL,N
233	226	171	50	5	1	6	80	69	10	1	..... IL,C
146	140	128	12	-	1	5	59	57	2	-	..... IL,S
105	99	94	5	-	2	4	50	48	2	-	..... IN,N
173	162	135	21	6	-	11	80	72	6	2	..... IN,S
195	187	161	19	7	1	7	83	75	6	2	..... WI,E
70	65	62	1	2	1	4	49	49	-	-	..... WI,W
2,254	2,157	1,453	514	190	18	79	753	637	101	15	..... 8TH
213	195	166	24	5	-	18	58	50	4	4	..... AR,E
113	107	94	11	2	1	5	32	29	3	-	..... AR,W
55	52	47	4	1	-	3	37	30	7	-	..... IA,N
101	89	79	9	1	3	9	48	46	1	1	..... IA,S
253	243	228	14	1	1	9	123	120	2	1	..... MN
306	295	279	13	3	4	7	112	110	1	1	..... MO,E
783	765	199	411	155	6	12	158	85	66	7	..... MO,W
102	98	85	8	5	-	4	55	50	5	-	..... NE
111	104	92	10	2	-	7	40	36	4	-	..... ND
217	209	184	10	15	3	5	90	81	8	1	..... SD
7,450	7,204	3,854	3,094	226	42	204	5,255	3,852	1,345	58	..... 9TH
211	193	69	119	5	3	15	63	35	27	1	..... AK
484	456	387	36	33	7	21	713	695	17	1	..... AZ
582	548	397	139	12	1	33	456	351	91	14	..... CA,N
451	429	351	56	22	-	22	249	203	36	10	..... CA,E
1,066	1,021	913	88	20	14	31	785	744	34	7	..... CA,C
883	869	620	173	76	2	12	1,168	1,153	8	7	..... CA,S
1,924	1,917	81	1,821	15	-	7	1,059	54	1,000	5	..... HI
123	113	94	10	9	-	10	51	44	7	-	..... ID
166	162	132	13	17	-	4	66	58	5	3	..... MT
283	261	228	27	6	8	14	194	179	12	3	..... NV
177	162	142	18	2	2	13	114	102	11	1	..... OR
219	211	187	23	1	1	7	60	59	1	-	..... WA,E
832	814	241	566	7	3	15	221	132	87	2	..... WA,W
38	37	32	4	1	1	-	47	35	8	4	..... GUAM
11	11	10	1	-	-	-	9	8	1	-	..... NMI

TABLE D-1 CASES, U.S. DISTRICT COURTS  
CRIMINAL CASES COMMENCED AND TERMINATED DURING THE TWELVE MONTH PERIOD ENDED JUNE 30, 1983

CIRCUIT AND DISTRICT	PENDING JULY 1, 1982				TOTAL COM- MENCED	COMMENCED					
	TOTAL	FELONY	MISDE- MEANOR	OTHER*		ORIGINAL PROCEEDINGS				RE- OPEN*	TRANS- FERS
						TOTAL	FELONY	MISDE- MEANOR	OTHER*		
10TH . . . . .	691	575	103	13	2,065	1,966	1,378	548	40	18	81
CO . . . . .	160	112	45	3	350	326	259	61	6	2	22
KS . . . . .	108	98	9	3	301	282	243	35	4	4	15
NM . . . . .	129	115	9	5	234	222	180	32	10	1	11
OK,N . . . . .	31	30	1	-	164	153	142	11	-	4	7
OK,E . . . . .	24	18	8	-	142	138	126	10	2	1	3
OK,W . . . . .	158	143	15	-	612	595	218	374	3	4	13
UT . . . . .	59	46	11	2	155	147	123	13	11	1	7
WY . . . . .	22	17	5	-	107	103	87	12	4	1	3
11TH . . . . .	1,904	1,766	116	22	4,074	3,923	2,616	1,266	41	21	130
AL,N . . . . .	89	76	9	4	527	511	338	168	5	5	11
AL,M . . . . .	47	28	18	3	291	283	131	144	8	1	7
AL,S . . . . .	57	53	4	-	72	70	68	2	-	1	1
FL,N . . . . .	75	72	-	3	90	82	77	5	-	2	6
FL,M . . . . .	232	216	15	1	470	434	383	48	3	4	32
FL,S . . . . .	1,087	1,044	36	7	1,231	1,183	1,045	131	7	4	44
GA,N . . . . .	228	207	20	1	458	435	352	81	2	3	20
GA,M . . . . .	28	25	2	1	757	754	112	626	16	-	3
GA,S . . . . .	61	47	12	2	178	171	110	61	-	1	6

TABLE D-1 CASES, U.S. DISTRICT COURTS  
CRIMINAL CASES COMMENCED AND TERMINATED DURING THE TWELVE MONTH PERIOD ENDED JUNE 30, 1983

TERMINATED							PENDING JUNE 30, 1983				CIRCUIT AND DISTRICT
TOTAL TERMI- NATED	ORIGINAL PROCEEDINGS				RE- OPENS*	TRANS- FERS	TOTAL	FELONY	MISDE- MEANOR	OTHER*	
	TOTAL	FELONY	MISDE- MEANOR	OTHER*							
1,964	1,865	1,101	610	74	23	76	792	672	113	7	..... 10TH
344	318	190	112	16	4	22	166	140	24	2	..... CO
277	261	205	46	10	6	10	132	119	12	1	..... KS
213	205	146	38	21	-	8	150	138	10	2	..... NM
151	141	126	15	-	5	5	44	43	1	-	..... OK,N
124	118	90	26	2	1	5	42	39	3	-	..... OK,E
618	602	251	343	8	5	11	152	104	48	-	..... OK,W
148	141	106	21	14	2	5	66	58	7	1	..... UT
89	79	67	9	3	-	10	40	31	8	1	..... WY
3,743	3,614	2,115	1,350	69	32	97	2,235	2,105	119	11	..... 11TH
501	483	304	175	4	5	13	115	106	7	2	..... AL,N
284	274	109	149	16	4	6	54	35	19	-	..... AL,M
87	83	80	3	-	2	2	42	39	3	-	..... AL,S
97	93	89	1	3	1	3	68	63	4	1	..... FL,N
428	409	325	75	9	1	18	274	263	10	1	..... FL,M
941	917	748	155	14	6	18	1,377	1,325	49	3	..... FL,S
494	454	350	98	6	12	28	192	176	15	1	..... GA,N
737	733	93	625	15	-	4	48	40	5	3	..... GA,M
174	168	97	69	2	1	5	65	58	7	-	..... GA,S

\* PRIMARILY PETTY OFFENSES TRIED BY A JUDGE.  
\* INCLUDES APPEALS FROM MAGISTRATES, RE-OPENS AND REMANDS.

TABLE D-1 DEFENDANTS. U.S. DISTRICT COURTS  
CRIMINAL DEFENDANTS COMMENCED AND TERMINATED DURING THE TWELVE MONTH PERIOD ENDED JUNE 30, 1983

CIRCUIT AND DISTRICT	PENDING JULY 1, 1982				TOTAL COM- MENCED	COMMENCED					RE- OPENS\$	TRANS- FERS
	TOTAL	FELONY	MISDE- MEANOR	OTHER*		ORIGINAL PROCEEDINGS						
						TOTAL	FELONY	MISDE- MEANOR	OTHER*			
TOTAL . . . . .	24,029	21,727	1,955	347	48,853	47,037	35,409	10,684	944	515	1,301	
DC . . . . .	218	199	19	-	461	451	349	102	-	3	7	
1ST . . . . .	758	704	39	15	1,312	1,262	1,151	67	44	13	37	
ME . . . . .	119	108	4	7	187	181	145	22	14	1	5	
MA . . . . .	388	358	28	2	519	484	450	27	7	10	25	
NH . . . . .	19	14	5	-	73	67	63	4	-	1	5	
RI . . . . .	86	86	-	-	103	102	95	7	-	-	1	
PR . . . . .	146	138	2	6	430	428	398	7	23	1	1	
2ND . . . . .	3,158	2,957	176	25	2,975	2,861	2,520	287	54	31	83	
CT . . . . .	295	287	8	-	343	333	317	15	1	-	10	
NY,N . . . . .	126	117	4	5	195	182	167	14	1	10	3	
NY,E . . . . .	1,285	1,177	108	2	853	834	711	114	9	4	15	
NY,S . . . . .	1,156	1,098	44	14	1,195	1,151	1,005	109	37	8	36	
NY,W . . . . .	193	183	10	-	306	283	255	27	1	6	17	
VT . . . . .	103	95	4	4	83	78	65	8	5	3	2	
3RD . . . . .	1,320	1,191	119	10	2,714	2,602	2,231	353	18	43	69	
DE . . . . .	36	33	3	-	83	74	65	9	-	5	4	
NJ . . . . .	342	268	72	2	822	787	576	207	4	11	24	
PA,E . . . . .	388	358	28	3	743	711	641	63	7	10	22	
PAM . . . . .	125	122	2	1	296	286	242	43	1	4	6	
PA,W . . . . .	189	183	6	-	319	293	278	15	-	13	13	
VI . . . . .	239	227	8	4	451	451	429	16	6	-	-	

TABLE D-1 DEFENDANTS. U.S. DISTRICT COURTS  
CRIMINAL DEFENDANTS COMMENCED AND TERMINATED DURING THE TWELVE MONTH PERIOD ENDED JUNE 30, 1983

TERMINATED							PENDING JUNE 30, 1983				CIRCUIT AND DISTRICT
TOTAL TERMI- NATED	ORIGINAL PROCEEDINGS				RE- OPENS*	TRANS- FERS	TOTAL	FELONY	MISDE- MEANOR	OTHER*	
	TOTAL	FELONY	MISDE- MEANOR	OTHER*							
49,354	44,540	31,423	11,311	1,806	518	1,296	26,528	23,621	2,678	229	..... TOTAL
486	475	348	126	1	6	5	193	166	27	-	..... DC
1,338	1,300	1,154	91	55	19	19	732	689	36	7	..... 1ST
170	162	125	19	18	4	4	136	126	7	3	..... ME
545	526	481	40	5	11	8	362	337	21	4	..... MA
70	66	56	10	-	1	3	22	19	3	-	..... NH
127	124	114	9	1	-	3	62	62	-	-	..... RI
426	422	378	13	31	3	1	150	145	5	-	..... PR
3,008	2,896	2,379	444	73	36	76	3,125	2,966	132	27	..... 2ND
349	336	286	45	5	-	13	289	284	4	1	..... CT
181	157	134	19	4	11	13	140	130	5	5	..... NY,N
901	891	717	162	12	5	5	1,237	1,161	73	3	..... NY,E
1,219	1,177	965	171	41	18	24	1,132	1,081	37	14	..... NY,S
281	262	219	40	3	2	17	218	210	8	-	..... NY,W
77	73	58	7	8	-	4	109	100	5	4	..... VT
2,587	2,513	2,071	413	29	35	39	1,447	1,332	106	9	..... 3RD
75	70	57	12	1	3	2	44	44	-	-	..... DE
784	761	526	226	9	10	13	380	315	64	1	..... NJ
731	710	624	78	8	9	12	401	380	18	3	..... PA,E
270	264	221	41	2	-	6	151	142	9	-	..... PA,M
337	319	298	20	1	13	5	171	167	4	-	..... PA,W
390	389	345	36	8	-	1	300	284	11	5	..... VI

TABLE D-1 DEFENDANTS. U.S. DISTRICT COURTS  
CRIMINAL DEFENDANTS COMMENCED AND TERMINATED DURING THE TWELVE MONTH PERIOD ENDED JUNE 30, 1983

CIRCUIT AND DISTRICT	PENDING JULY 1, 1982				TOTAL COM- MENCED	COMMENCED				RE- OPENS*	TRANS- FERS
	TOTAL	FELONY	MISDE- MEANOR	OTHER*		ORIGINAL PROCEEDINGS					
						TOTAL	FELONY	MISDE- MEANOR	OTHER*		
4TH .....	1,742	1,396	291	55	6,345	6,181	3,275	2,664	242	54	110
MD .....	565	477	74	14	1,394	1,372	635	687	50	7	15
NC,E .....	161	85	76	-	454	428	276	150	2	8	18
NC,M .....	100	91	9	-	301	287	273	14	-	4	10
NC,W .....	62	56	3	3	378	356	324	23	9	13	9
SC .....	276	264	11	1	660	635	579	51	5	3	22
VA,E .....	373	230	108	35	2,465	2,438	583	1,685	170	12	15
VA,W .....	66	57	9	-	233	225	206	18	1	3	5
WV,N .....	50	49	1	-	180	179	175	3	1	-	1
WV,S .....	89	87	-	2	280	261	224	33	4	4	15
5TH .....	3,084	2,975	96	13	6,293	6,086	5,557	449	80	66	141
LA,E .....	264	259	5	-	650	619	576	37	6	17	14
LA,M .....	39	37	2	-	108	104	98	5	1	-	4
LA,W .....	49	44	2	3	282	272	195	42	35	1	9
MS,N .....	36	34	2	-	98	84	75	8	1	2	12
MS,S .....	120	115	5	-	213	202	179	21	2	4	7
TX,N .....	414	394	18	2	962	923	848	69	6	3	36
TX,E .....	82	77	5	-	199	186	173	13	-	2	11
TX,S .....	1,460	1,426	30	4	2,382	2,333	2,266	60	7	21	28
TX,W .....	620	589	27	4	1,399	1,363	1,147	194	22	16	20
6TH .....	1,560	1,433	115	12	4,141	3,984	3,363	579	42	39	118
KY,E .....	115	114	1	-	327	306	297	8	1	11	10
KY,W .....	207	162	44	1	470	458	245	212	1	-	12
MI,E .....	394	371	20	3	841	807	744	52	11	14	20
MI,W .....	132	127	4	1	236	228	192	33	3	2	6
OH,N .....	165	160	5	-	545	528	510	18	-	1	16
OH,S .....	155	148	4	3	393	375	331	38	6	2	16
TN,E .....	61	56	5	-	395	377	331	31	15	2	16
TN,M .....	148	117	27	4	498	482	322	156	4	4	12
TN,W .....	183	178	5	-	436	423	391	31	1	3	10



TABLE D-1 DEFENDANTS. U.S. DISTRICT COURTS  
CRIMINAL DEFENDANTS COMMENCED AND TERMINATED DURING THE TWELVE MONTH PERIOD ENDED JUNE 30, 1983

TERMINATED							PENDING JUNE 30, 1983				CIRCUIT AND DISTRICT
TOTAL TERMI- NATED	ORIGINAL PROCEEDINGS				RE- OPENS*	TRANS- FERS	TOTAL	FELONY	MISDE- MEANOR	OTHER*	
	TOTAL	FELONY	MISDE- MEANOR	OTHER*							
6,160	5,995	2,946	2,706	343	49	116	1,927	1,585	305	37	..... 4TH
1,447	1,426	642	726	58	7	14	512	421	75	16	..... MD
503	481	257	218	6	9	13	112	95	17	-	..... NC,E
287	274	261	13	-	2	11	114	104	10	-	..... NC,M
342	323	279	32	12	4	15	98	91	3	4	..... NC,W
634	601	509	74	18	12	21	302	288	14	-	..... SC
2,343	2,307	489	1,582	236	4	32	495	304	174	17	..... VA,E
202	194	163	27	4	4	4	97	91	6	-	..... VA,W
156	152	146	4	2	3	1	74	73	1	-	..... WV,N
246	237	200	30	7	4	5	123	118	5	-	..... WV,S
5,954	5,716	4,484	711	521	55	183	3,423	3,283	120	20	..... 5TH
595	558	496	45	17	15	22	319	308	9	2	..... LA,E
90	88	79	8	1	-	2	57	56	1	-	..... LA,M
254	248	168	44	36	1	5	77	68	4	5	..... LA,W
99	87	77	9	1	2	10	35	30	5	-	..... MS,N
154	134	116	17	1	4	16	179	163	15	1	..... MS,S
933	891	785	96	10	3	39	443	412	27	4	..... TX,N
220	206	188	17	1	1	13	61	56	5	-	..... TX,E
2,270	2,207	1,618	283	306	21	42	1,572	1,541	27	4	..... TX,S
1,339	1,297	957	192	148	8	34	680	649	27	4	..... TX,W
3,941	3,766	3,082	638	46	30	145	1,760	1,596	139	25	..... 6TH
289	273	252	19	2	6	10	153	152	-	1	..... KY,E
476	465	253	207	5	-	11	201	153	47	1	..... KY,W
830	780	683	81	16	10	40	405	382	20	3	..... MI,E
257	249	213	33	3	-	8	111	97	12	2	..... MI,W
477	456	433	22	1	4	17	233	231	2	-	..... OH,N
373	357	313	36	8	1	15	175	160	13	2	..... OH,S
358	344	303	39	2	3	11	98	81	4	13	..... TN,E
477	457	278	174	5	3	17	169	136	30	3	..... TN,M
404	385	354	27	4	3	16	215	204	11	-	..... TN,W

TABLE D-1 DEFENDANTS, U. S. DISTRICT COURTS  
CRIMINAL DEFENDANTS COMMENCED AND TERMINATED DURING THE TWELVE MONTH PERIOD ENDED JUNE 30, 1983

CIRCUIT AND DISTRICT	PENDING JULY 1, 1982				TOTAL COM- MENCED	COMMENCED					RE- OPENS*	TRANS- FERS
	TOTAL	FELONY	MISDE- MEANOR	OTHER*		ORIGINAL PROCEEDINGS						
						TOTAL	FELONY	MISDE- MEANOR	OTHER*			
7TH . . . . .	1,187	1,141	38	8	2,372	2,273	2,015	233	25	14	85	
IL,N . . . . .	690	673	15	2	1,086	1,028	899	120	9	7	51	
IL,C . . . . .	120	107	11	2	286	280	226	46	8	1	5	
IL,S . . . . .	52	50	2	-	214	203	192	11	-	2	9	
IN,N . . . . .	67	67	-	-	150	147	141	6	-	2	1	
IN,S . . . . .	104	98	4	2	279	270	235	30	5	-	9	
WI,E . . . . .	106	99	5	2	252	243	223	19	1	1	8	
WI,W . . . . .	48	47	1	-	105	102	99	1	2	1	2	
8TH . . . . .	979	854	41	84	2,867	2,751	2,048	455	248	28	88	
AR,E . . . . .	68	59	7	2	280	266	241	18	7	2	12	
AR,W . . . . .	42	39	2	1	145	133	120	12	1	2	10	
IA,N . . . . .	28	26	2	-	95	88	81	7	-	-	7	
IA,S . . . . .	76	73	2	1	173	164	138	26	-	4	5	
MN . . . . .	195	190	5	-	360	348	337	10	1	3	9	
MO,E . . . . .	162	148	7	7	422	413	397	14	2	7	2	
MO,W . . . . .	188	116	5	67	844	814	260	328	226	7	23	
NE . . . . .	72	69	-	3	159	146	130	14	2	1	12	
ND . . . . .	54	50	4	-	133	130	117	11	2	-	3	
SD . . . . .	94	84	7	3	256	249	227	15	7	2	5	
9TH . . . . .	5,770	4,924	762	84	10,598	10,183	6,474	3,212	97	81	334	
AK . . . . .	75	43	30	2	249	233	93	137	3	5	11	
AZ . . . . .	822	813	7	2	837	790	737	40	13	11	36	
CA,N . . . . .	478	400	63	15	901	859	711	142	6	4	38	
CA,E . . . . .	456	425	19	12	700	678	588	73	17	-	22	
CA,C . . . . .	973	930	33	10	1,472	1,342	1,268	63	11	24	106	
CA,S . . . . .	1,519	1,500	14	5	1,565	1,511	1,361	131	19	12	42	
HI . . . . .	591	55	523	13	2,466	2,460	148	2,308	4	-	6	
ID . . . . .	33	27	2	4	184	174	153	17	4	1	9	
MT . . . . .	67	51	3	13	217	205	189	10	6	3	9	
NV . . . . .	207	197	7	3	486	469	429	35	5	9	8	
OR . . . . .	161	152	8	1	240	225	205	19	1	3	12	
WA,E . . . . .	66	59	7	-	232	219	206	12	1	2	11	
WA,W . . . . .	245	200	44	1	992	962	344	613	5	6	24	
GUAM . . . . .	64	60	1	3	44	43	29	12	2	1	-	
NMI . . . . .	13	12	1	-	13	13	13	-	-	-	-	

TABLE D-1 DEFENDANTS. U.S. DISTRICT COURTS  
CRIMINAL DEFENDANTS COMMENCED AND TERMINATED DURING THE TWELVE MONTH PERIOD ENDED JUNE 30, 1983

TOTAL TERMI- NATED	TERMINATED					RE- OPENS*	TRANS- FERS	PENDING JUNE 30, 1983				CIRCUIT AND DISTRICT
	ORIGINAL PROCEEDINGS				TOTAL			FELONY	MISDE- MEANOR	OTHER*		
	TOTAL	FELONY	MISDE- MEANOR	OTHER*								
2,273	2,184	1,901	243	40	12	77	1,286	1,216	65	5	..... 7TH	
1,050	1,020	893	114	13	4	26	726	691	35	-	..... IL,N	
311	302	238	53	11	1	8	95	84	10	1	..... IL,C	
187	176	164	12	-	2	9	79	77	2	-	..... IL,S	
143	134	129	5	-	2	7	74	72	2	-	..... IN,N	
257	243	204	32	7	-	14	126	115	9	2	..... IN,S	
236	225	192	26	7	2	9	122	114	6	2	..... WI,E	
89	84	81	1	2	1	4	64	63	1	-	..... WI,W	
2,847	2,721	1,952	555	214	30	96	999	873	111	15	..... 8TH	
264	237	202	30	5	1	26	84	76	4	4	..... AR,E	
141	134	121	11	2	2	5	46	41	5	-	..... AR,W	
74	71	64	5	2	-	3	49	41	8	-	..... IA,N	
183	170	140	16	14	3	10	66	64	1	1	..... IA,S	
400	388	365	21	2	3	9	155	151	3	1	..... MN	
423	410	381	20	9	6	7	161	158	2	1	..... MO,E	
846	820	250	415	155	12	14	186	113	66	7	..... MO,W	
131	124	106	12	6	-	7	100	93	7	-	..... NE	
135	127	113	12	2	-	8	52	47	5	-	..... ND	
250	240	210	13	17	3	7	100	89	10	1	..... SD	
9,503	9,122	5,504	3,305	313	80	301	6,865	5,438	1,366	61	..... 9TH	
256	231	66	138	5	5	20	68	39	28	1	..... AK	
742	701	599	57	45	14	27	917	898	18	1	..... AZ	
768	727	558	156	13	3	38	611	505	92	14	..... CA,N	
756	723	616	84	23	-	33	400	352	37	11	..... CA,E	
1,404	1,324	1,203	99	22	29	51	1,041	997	35	9	..... CA,C	
1,380	1,346	955	249	142	7	27	1,704	1,688	9	7	..... CA,S	
1,977	1,969	121	1,830	18	-	8	1,080	75	1,000	5	..... HI	
140	126	105	12	9	-	14	77	67	10	-	..... ID	
202	196	163	15	18	1	5	82	73	6	3	..... MT	
383	353	312	35	6	9	21	310	291	16	3	..... NV	
240	217	195	20	2	3	20	161	147	13	1	..... OR	
231	222	198	23	1	1	8	67	66	1	-	..... WA,E	
950	914	325	581	8	7	29	287	193	92	2	..... WA,W	
58	57	51	5	1	1	-	50	38	8	4	..... GUAM	
16	16	15	1	-	-	-	10	9	1	-	..... NMI	

TABLE D-1 DEFENDANTS. U.S. DISTRICT COURTS  
CRIMINAL DEFENDANTS COMMENCED AND TERMINATED DURING THE TWELVE MONTH PERIOD ENDED JUNE 30, 1983

CIRCUIT AND DISTRICT	PENDING JULY 1, 1982				TOTAL COM- MENCED	COMMENCED					
	TOTAL	FELONY	MISDE- MEANOR	OTHER*		ORIGINAL PROCEEDINGS				RE- OPENS*	TRANS- FERS
						TOTAL	FELONY	MISDE- MEANOR	OTHER*		
10TH . . . .	861	724	123	14	2,636	2,508	1,884	581	43	41	87
CO . . . . .	186	134	49	3	480	454	384	66	6	2	22
KS . . . . .	128	115	10	3	378	342	301	37	4	13	21
NM . . . . .	200	172	22	6	324	312	265	36	11	1	11
OK,N . . . . .	37	36	1	-	219	203	190	13	-	9	7
OK,E . . . . .	24	18	8	-	192	187	174	11	2	2	3
OK,W . . . . .	184	169	15	-	687	662	274	385	3	12	13
UT . . . . .	70	56	12	2	222	214	182	19	13	1	7
WY . . . . .	32	26	6	-	136	132	114	14	4	1	3
11TH . . . .	3,392	3,229	136	27	6,139	5,895	4,542	1,302	51	102	142
AL,N . . . . .	100	86	10	4	665	647	470	169	8	6	12
AL,M . . . . .	69	47	19	3	364	351	197	145	9	5	8
AL,S . . . . .	91	86	5	-	156	146	144	2	-	9	1
FL,N . . . . .	157	154	-	3	170	152	147	5	-	12	6
FL,M . . . . .	397	377	19	1	727	676	614	59	3	14	37
FL,S . . . . .	2,105	2,051	47	7	2,318	2,229	2,074	148	7	41	48
GA,N . . . . .	330	307	22	1	630	597	512	82	3	13	20
GA,M . . . . .	47	41	2	4	822	819	167	631	21	-	3
GA,S . . . . .	96	80	12	4	287	278	217	61	-	2	7

TABLE D-1 DEFENDANTS, U. S. DISTRICT COURTS  
CRIMINAL DEFENDANTS COMMENCED AND TERMINATED DURING THE TWELVE MONTH PERIOD ENDED JUNE 30, 1983

TERMINATED							PENDING JUNE 30, 1983				CIRCUIT AND DISTRICT
TOTAL TERMI- NATED	ORIGINAL PROCEEDINGS				RE- OPENS*	TRANS- FERS	TOTAL	FELONY	MISDE- MEANOR	OTHER*	
	TOTAL	FELONY	MISDE- MEANOR	OTHER*							
2,423	2,282	1,528	665	89	41	100	1,074	936	131	7	..... 10TH
415	385	246	121	18	4	26	251	221	26	2	..... CO
354	322	257	53	12	13	19	150	137	12	1	..... KS
305	296	220	49	27	-	9	219	195	22	2	..... NM
199	184	167	17	-	9	6	57	56	1	-	..... OK,N
167	159	126	31	2	2	6	49	46	3	-	..... OK,E
683	656	293	355	8	11	16	188	140	48	-	..... OK,W
190	180	132	29	19	2	8	102	94	7	1	..... UT
110	100	87	10	3	-	10	58	47	10	1	..... WY
5,834	5,570	4,074	1,414	82	125	139	3,697	3,541	140	16	..... 11TH
617	595	413	178	4	8	14	148	136	7	5	..... AL,N
361	348	174	155	17	6	9	72	52	20	-	..... AL,M
175	158	154	4	-	11	6	72	69	3	-	..... AL,S
197	179	175	2	2	11	7	130	125	4	1	..... FL,N
664	628	523	94	11	9	27	460	447	12	1	..... FL,M
2,063	1,992	1,804	174	14	40	31	2,360	2,290	67	3	..... FL,S
699	630	515	108	7	38	31	261	244	15	2	..... GA,N
787	781	129	630	22	-	6	82	73	5	4	..... GA,M
271	261	187	69	5	2	8	112	105	7	-	..... GA,S

\* PRIMARILY PETTY OFFENSES TRIED BY A JUDGE.  
\* INCLUDES APPEALS FROM MAGISTRATES, RE-OPENS AND REMANDS.

TABLE D-2 CASES, U.S. DISTRICT COURTS  
CRIMINAL CASES COMMENCED BY MAJOR OFFENSE (EXCLUDES TRANSFERS) DURING THE TWELVE MONTH PERIODS ENDED JUNE 30, 1979 THROUGH 1983

NATURE OF PROCEEDINGS AND OFFENSE	1979	1980	1981	1982	1983	PER- CENT CHANGE 1983 OVER 1982
TOTAL .....	31,536	27,968	30,355	31,624	34,681	9.7
PROCEEDINGS COMMENCED BY						
INDICTMENT .....	18,724	16,524	17,229	18,408	20,069	9.0
INFORMATION--INDICTMENT WAIVED (Felony only) .....	2,047	2,456	2,905	3,216	3,784	17.1
INFORMATION--OTHER .....	9,037	7,063	7,621	6,393	6,847	7.1
REMANDED FROM APPELLATE COURT .....	125	90	83	76	46	-39.5
REMOVED FROM STATE COURT .....	61	30	22	16	22	37.5
REOPENED/REINSTATED .....	181	100	87	118	50	-57.6
APPEAL FROM U.S. MAGISTRATE .....	169	113	210	169	174	3.0
JUVENILE DELINQUENCY PROCEEDINGS .....	78	85	82	93	101	8.6
CONSENT BEFORE MAGISTRATE .....	1,114	1,465	2,070	3,047	3,511	15.2
RETRIAL ON MISTRIAL .....	-	19	17	46	70	52.2
RETRIAL--REMAND FROM APPEALS COURT .....	-	23	29	42	7	-
GENERAL OFFENSES						
HOMICIDE TOTAL .....	148	141	186	151	156	3.3
MURDER 1ST DEGREE .....	63	67	83	70	85	21.4
MURDER 2ND DEGREE .....	29	25	42	34	32	-5.9
MANSLAUGHTER .....	56	49	61	47	39	-17.0
ROBBERY, TOTAL .....	1,149	1,251	1,415	1,428	1,333	-6.7
BANK .....	1,066	1,147	1,314	1,324	1,222	-7.7
POSTAL .....	41	52	41	47	60	27.7
OTHER .....	42	52	60	57	51	-10.5
ASSAULT .....	541	555	559	579	543	-6.2
BURGLARY--BREAKING AND ENTERING, TOTAL .....	198	151	125	143	181	26.6
BANK .....	7	2	5	8	72	-
POSTAL .....	45	24	32	34	26	-23.5
INTERSTATE SHIPMENTS .....	-	1	4	3	4	-
OTHER .....	146	124	84	98	79	-19.4

TABLE D-2 CASES, U.S. DISTRICT COURTS  
CRIMINAL CASES COMMENCED BY MAJOR OFFENSE (EXCLUDES TRANSFERS) DURING THE TWELVE MONTH PERIODS ENDED JUNE 30, 1979 THROUGH 1983

NATURE OF PROCEEDINGS AND OFFENSE	1979	1980	1981	1982	1983	PER- CENT CHANGE 1983 OVER 1982
LARCENY AND THEFT, TOTAL	3,420	3,033	3,030	2,887	3,385	17.2
BANK	134	124	134	161	171	6.2
POSTAL	887	690	518	531	563	6.0
INTERSTATE SHIPMENTS	276	299	307	255	260	2.0
OTHER U.S. PROPERTY	1,282	1,158	1,158	1,063	1,463	37.6
TRANSPORTATION, ETC., OF STOLEN PROPERTY	243	228	280	342	401	17.3
OTHER	598	534	633	535	527	-1.5
EMBEZZLEMENT, TOTAL	1,625	1,578	1,836	2,072	2,104	1.5
BANK	844	920	1,018	1,051	1,130	7.5
POSTAL	251	267	274	286	324	13.3
OTHER	530	391	544	735	650	-11.6
FRAUD, TOTAL	5,005	4,632	4,744	4,708	5,557	18.0
INCOME TAX	1,429	1,357	1,223	1,055	939	-11.0
LENDING INSTITUTION	421	416	470	485	469	-3.3
POSTAL	1,005	881	930	937	1,119	19.4
VETERANS AND ALLOTMENTS	15	10	10	15	28	86.7
SECURITIES AND EXCHANGE	29	13	11	15	26	73.3
SOCIAL SECURITY	276	320	330	225	265	17.8
FALSE PERSONATION	65	37	42	45	39	-13.3
NATIONALITY LAWS	217	121	185	180	152	-15.6
PASSPORT FRAUD	62	59	72	75	84	12.0
FALSE CLAIMS AND STATEMENTS	720	757	817	948	1,126	18.8
OTHER	766	661	654	728	1,310	78.0
AUTO THEFT	399	381	305	369	347	-6.0
FORGERY AND COUNTERFEITING, TOTAL	2,877	2,124	1,810	2,128	2,322	9.1
TRANSPORTATION OF FORGED SECURITIES	242	218	200	200	185	-7.5
POSTAL FORGERY	121	88	92	112	123	9.8
OTHER FORGERY	2,055	1,296	922	1,178	1,399	18.8
COUNTERFEITING	459	522	596	638	615	-3.6
SEX OFFENSES, TOTAL	139	150	152	135	140	3.7
RAPE	98	102	104	76	90	18.4
OTHER	41	48	48	59	50	-15.3



TABLE D-2 CASES, U.S. DISTRICT COURTS  
CRIMINAL CASES COMMENCED BY MAJOR OFFENSE (EXCLUDES TRANSFERS) DURING THE TWELVE MONTH PERIODS ENDED JUNE 30, 1979 THROUGH 1983

NATURE OF PROCEEDINGS AND OFFENSE	1979	1980	1981	1982	1983	PER- CENT CHANGE 1983 OVER 1982 <sup>1</sup>
DRUG ABUSE PREVENTION AND CONTROL ACT, TOTAL <sup>2</sup> . . . . .	3,277	3,130	3,697	4,192	5,024	19.8
MARIJUANA . . . . .	784	675	1,189	1,664	1,999	20.1
NARCOTICS . . . . .	1,673	1,656	1,772	1,697	2,143	26.3
CONTROLLED SUBSTANCES . . . . .	820	799	736	831	882	6.1
MISCELLANEOUS GENERAL OFFENSES, TOTAL . . . . .	8,704	7,240	8,416	8,759	9,881	12.8
BRIBERY . . . . .	158	136	173	145	178	22.8
DRUNK DRIVING AND TRAFFIC . . . . .	5,448	4,598	5,231	5,188	6,288	21.2
ESCAPE <sup>3</sup> . . . . .	1,095	832	919	819	897	9.5
EXTORTION, RACKETEERING, AND THREATS . . . . .	376	324	391	424	478	12.7
GAMBLING AND LOTTERY . . . . .	48	51	26	36	28	-22.2
KIDNAPPING . . . . .	64	74	59	61	62	1.6
PERJURY . . . . .	152	114	90	142	125	-12.0
WEAPONS AND FIREARMS . . . . .	1,209	931	1,306	1,780	1,707	-4.1
OTHER . . . . .	154	180	221	164	118	-28.1
SPECIAL OFFENSES						
IMMIGRATION LAWS . . . . .	1,869	1,821	1,929	1,803	1,898	5.3
LIQUOR, INTERNAL REVENUE . . . . .	41	25	30	20	16	-20.0
FEDERAL STATUTES, TOTAL . . . . .	2,144	1,756	2,121	2,250	1,794	-20.3
AGRICULTURAL ACTS . . . . .	283	300	490	662	284	-57.1
ANTITRUST VIOLATIONS . . . . .	28	39	82	82	74	-9.8
FOOD AND DRUG ACT . . . . .	113	104	95	77	65	-15.6
MIGRATORY BIRD LAWS . . . . .	75	89	69	80	112	40.0
MOTOR CARRIER ACT . . . . .	90	72	82	87	76	-12.7
NATIONAL DEFENSE LAWS . . . . .	407	106	145	96	84	-12.5
CIVIL RIGHTS <sup>4</sup> . . . . .	81	79	70	62	76	22.6
CONTEMPT . . . . .	47	40	76	43	42	-2.3
CUSTOMS LAWS . . . . .	114	100	96	59	64	8.5
POSTAL LAWS . . . . .	363	225	246	308	238	-22.7
OTHER . . . . .	543	602	670	694	679	-2.2

<sup>1</sup> PERCENT CHANGE IS COMPUTED ON 10 OR MORE CASES.

<sup>2</sup> THE COMPREHENSIVE DRUG ABUSE PREVENTION AND CONTROL ACT OF 1970 (PUBLIC LAW 91-513) BECAME EFFECTIVE MAY 1, 1971.

<sup>3</sup> INCLUDES ESCAPE FROM CUSTODY, AIDING OR ABETTING AN ESCAPE, FAILURE TO APPEAR IN COURT AND BAIL JUMPING.

<sup>4</sup> THESE INCLUDE CASES REMOVED FROM STATE COURTS UNDER PROVISION OF THE CIVIL RIGHTS ACT, 28 U.S.C. 1443.

TABLE D-2 DEFENDANTS. U.S. DISTRICT COURTS  
CRIMINAL DEFENDANTS COMMENCED BY MAJOR OFFENSE (EXCLUDES TRANSFERS) DURING THE TWELVE MONTH PERIODS ENDED JUNE 30, 1979 THROUGH 1983

NATURE OF PROCEEDINGS AND OFFENSE	1979	1980	1981	1982	1983	PER- CENT CHANGE 1983 OVER 1982 <sup>1</sup>
TOTAL .....	42,245	38,033	41,397	43,655	47,552	8.9
PROCEEDINGS COMMENCED BY						
INDICTMENT .....	28,395	25,612	27,367	29,385	31,742	8.0
INFORMATION--INDICTMENT WAIVED .....	820	510	543	870	4,300	94.3
INFORMATION--OTHER .....	11,081	9,799	10,720	9,415	7,058	-25.0
REMAINED FROM APPELLATE COURT .....	204	152	131	140	66	-52.9
REMOVED FROM STATE COURT .....	74	32	30	16	31	93.8
REOPENED/REINSTATED .....	249	135	116	180	122	-32.2
APPEAL FROM U.S. MAGISTRATE .....	170	115	215	181	182	0.6
JUVENILE DELINQUENCY PROCEEDINGS .....	95	103	86	143	119	-16.8
CONSENT BEFORE MAGISTRATE .....	1,157	1,507	2,117	3,133	3,605	15.1
RETRIAL ON MISTRIAL .....	-	27	21	79	120	51.9
RETRIAL--REMAND FROM APPEALS COURT .....	-	41	51	113	207	83.2
GENERAL OFFENSES						
HOMICIDE TOTAL .....	175	183	216	185	190	2.7
MURDER 1ST DEGREE .....	89	101	110	97	112	15.5
MURDER 2ND DEGREE .....	30	31	42	40	38	-5.0
MANSLAUGHTER .....	56	51	64	48	40	-15.7
ROBBERY, TOTAL .....	1,558	1,709	1,882	1,978	1,758	-11.1
BANK .....	1,439	1,549	1,754	1,814	1,604	-11.6
POSTAL .....	59	87	50	73	74	1.4
OTHER .....	60	73	78	91	80	-12.1
ASSAULT .....	630	633	624	649	629	-3.1
BURGLARY--BREAKING AND ENTERING, TOTAL .....	253	209	157	199	239	20.1
BANK .....	10	3	6	10	85	50.0
POSTAL .....	62	32	45	57	37	-35.1
INTERSTATE SHIPMENTS .....	-	1	10	5	4	-
OTHER .....	181	173	96	127	113	-11.0

TABLE D-2 DEFENDANTS, U. S. DISTRICT COURTS  
CRIMINAL DEFENDANTS COMMENCED BY MAJOR OFFENSE (EXCLUDES TRANSFERS) DURING THE TWELVE MONTH PERIODS ENDED JUNE 30, 1979 THROUGH 1983

NATURE OF PROCEEDINGS AND OFFENSE	1979	1980	1981	1982	1983	PER- CENT CHANGE 1983 OVER 1982 1
LARCENY AND THEFT, TOTAL	4,176	3,912	3,951	3,801	4,416	16.2
BANK	166	175	179	217	231	6.5
POSTAL	1,107	850	650	708	743	4.9
INTERSTATE SHIPMENTS	439	565	541	451	458	1.6
OTHER U.S. PROPERTY	1,430	1,306	1,341	1,221	1,709	40.0
TRANSPORTATION, ETC., OF STOLEN PROPERTY	393	418	541	608	670	10.2
OTHER	641	598	699	596	605	1.5
EMBEZZLEMENT, TOTAL	1,807	1,710	1,987	2,264	2,321	2.5
BANK	922	992	1,091	1,134	1,241	9.4
POSTAL	254	269	284	294	336	14.3
OTHER	631	449	612	836	744	-11.0
FRAUD, TOTAL	6,333	5,890	6,162	6,167	7,124	15.5
INCOME TAX	1,587	1,541	1,448	1,203	1,084	-9.9
LENDING INSTITUTION	505	503	568	567	551	-2.8
POSTAL	1,644	1,409	1,532	1,571	1,715	9.2
VETERANS AND ALLOTMENTS	15	10	10	15	28	86.7
SECURITIES AND EXCHANGE	35	19	16	20	45	25.0
SOCIAL SECURITY	287	335	336	231	279	20.8
FALSE PERSONATION	75	45	45	49	46	-6.1
NATIONALITY LAWS	230	138	204	200	171	-14.5
PASSPORT FRAUD	63	60	75	84	97	15.5
FALSE CLAIMS AND STATEMENTS	916	944	1,021	1,199	1,398	16.6
OTHER	976	888	907	1,023	1,710	66.3
AUTO THEFT	612	658	485	623	545	-12.5
FORGERY AND COUNTERFEITING, TOTAL	3,708	2,763	2,369	2,869	3,210	11.9
TRANSPORTATION OF FORGED SECURITIES	355	271	267	277	276	-0.4
POSTAL FORGERY	165	125	135	178	208	16.9
OTHER FORGERY	2,516	1,598	1,110	1,472	1,729	17.5
COUNTERFEITING	672	769	857	942	997	5.8
SEX OFFENSES, TOTAL	168	176	182	160	169	5.6
RAPE	114	122	125	85	108	27.1
OTHER	54	54	57	75	61	-18.7

TABLE D-2 DEFENDANTS. U.S. DISTRICT COURTS  
CRIMINAL DEFENDANTS COMMENCED BY MAJOR OFFENSE (EXCLUDES TRANSFERS) DURING THE TWELVE MONTH PERIODS ENDED JUNE 30, 1979 THROUGH  
1983

NATURE OF PROCEEDINGS AND OFFENSE	1979	1980	1981	1982	1983	PER- CENT CHANGE 1983 OVER 1982 1
DRUG ABUSE PREVENTION AND CONTROL ACT, TOTAL 2 . . . . .	7,208	6,678	8,149	9,083	10,656	17.3
MARIHUANA . . . . .	1,945	1,622	3,031	3,724	4,151	11.5
NARCOTICS . . . . .	3,707	3,478	3,573	3,678	4,728	28.5
CONTROLLED SUBSTANCES . . . . .	1,556	1,578	1,545	1,681	1,777	5.7
MISCELLANEOUS GENERAL OFFENSES, TOTAL . . . . .	9,849	8,093	9,295	9,761	10,933	12.0
BRIBERY . . . . .	213	198	227	201	256	27.4
DRUNK DRIVING AND TRAFFIC . . . . .	5,454	4,614	5,257	5,209	6,317	21.3
ESCAPE 3 . . . . .	1,219	870	963	876	991	13.1
EXTORTION, RACKETEERING, AND THREATS . . . . .	836	573	663	749	843	12.6
GAMBLING AND LOTTERY . . . . .	190	177	111	164	119	-27.4
KIDNAPPING . . . . .	96	124	94	104	106	1.9
PERJURY . . . . .	194	126	102	161	144	-10.6
WEAPONS AND FIREARMS . . . . .	1,477	1,217	1,635	2,127	2,028	-4.7
OTHER . . . . .	170	194	243	170	129	-24.1
SPECIAL OFFENSES						
IMMIGRATION LAWS . . . . .	2,547	2,684	2,880	2,669	2,793	4.6
LIQUOR, INTERNAL REVENUE . . . . .	58	49	50	33	28	-15.2
FEDERAL STATUTES, TOTAL . . . . .	3,163	2,686	3,008	3,214	2,541	-20.8
AGRICULTURAL ACTS . . . . .	370	396	670	913	417	-54.3
ANTITRUST VIOLATIONS . . . . .	187	144	179	211	161	-23.7
FOOD AND DRUG ACT . . . . .	193	156	150	123	100	-18.7
MIGRATORY BIRD LAWS . . . . .	262	166	95	104	119	14.4
MOTOR CARRIER ACT . . . . .	125	83	92	103	89	-13.6
NATIONAL DEFENSE LAWS . . . . .	452	233	186	125	112	-10.4
CIVIL RIGHTS 4 . . . . .	176	145	116	101	185	83.2
CONTEMPT . . . . .	52	49	79	88	53	-39.8
CUSTOMS LAWS . . . . .	169	166	178	94	100	6.4
POSTAL LAWS . . . . .	398	236	262	333	257	-22.8
OTHER . . . . .	779	912	1,001	1,019	948	-6.9

1 PERCENT CHANGE IS COMPUTED ON 10 OR MORE CASES.

2 THE COMPREHENSIVE DRUG ABUSE PREVENTION AND CONTROL ACT OF 1970 (PUBLIC LAW 91-513) BECAME EFFECTIVE MAY 1, 1971.

3 INCLUDES ESCAPE FROM CUSTODY, AIDING OR ABETTING AN ESCAPE, FAILURE TO APPEAR IN COURT AND BAIL JUMPING.

4 THESE INCLUDE CASES REMOVED FROM STATE COURTS UNDER PROVISION OF THE CIVIL RIGHTS ACT, 28 U.S.C. 1443.

TABLE D-3 CASES, U. S. DISTRICT COURTS  
CRIMINAL CASES COMMENCED (EXCLUDES TRANSFERS) DURING THE TWELVE MONTH PERIOD ENDED JUNE 30, 1983

CIRCUIT AND DISTRICT	TOTAL	GENERAL OFFENSES								
		HOMICIDE	ROBBERY	ASSAULT	BURGLARY	LARCENY	EMBEZ- ZLEMENT	FRAUD	AUTO THEFT	FORGERY AND COUNTER- FEITING
TOTAL . . . . .	34,681	156	1,333	543	181	3,385	2,104	5,557	347	2,322
DC . . . . .	394	-	2	4	1	52	30	71	-	23
1ST . . . . .	813	2	16	13	-	111	82	164	3	108
ME . . . . .	113	1	3	-	-	16	8	9	1	19
MA . . . . .	306	1	10	7	-	48	34	79	1	27
NH . . . . .	40	-	-	-	-	6	5	14	-	3
RI . . . . .	74	-	-	4	-	4	10	22	1	9
PR . . . . .	280	-	3	2	-	37	25	40	-	50
2ND . . . . .	1,950	2	98	15	6	232	199	433	13	135
CT . . . . .	226	-	9	2	2	12	25	77	2	15
NY,N . . . . .	129	-	1	3	-	11	14	28	1	4
NY,E . . . . .	549	1	17	3	3	67	36	94	9	31
NY,S . . . . .	792	1	48	6	-	120	106	175	1	56
NY,W . . . . .	203	-	23	1	-	21	18	47	-	24
VT . . . . .	51	-	-	-	1	1	-	12	-	5
3RD . . . . .	1,761	15	82	43	43	210	112	484	9	139
DE . . . . .	58	-	2	-	-	2	2	12	2	12
NJ . . . . .	528	-	20	2	1	74	51	191	2	34
PA,E . . . . .	461	-	13	1	-	35	26	161	3	50
PA,M . . . . .	209	-	6	4	-	18	9	70	2	5
PA,W . . . . .	184	-	16	2	-	15	12	38	-	23
VI . . . . .	321	15	25	34	42	66	12	12	-	15

TABLE D-3 CASES, U.S. DISTRICT COURTS  
CRIMINAL CASES COMMENCED (EXCLUDES TRANSFERS) DURING THE TWELVE MONTH PERIOD ENDED JUNE 30, 1983

GENERAL OFFENSES--CONTINUED							SPECIAL OFFENSES				CIRCUIT AND DISTRICT
DAPCA (DRUG) LAWS			WEAPONS AND FIRE- ARMS	TRAFFIC	ESCAPE	OTHER	IMMI- GRATION LAWS	AGRI- CULTURAL ACTS	POSTAL LAWS*	OTHER	
MARI- HUANA	NAR- COTICS	CONTROL- LED SUB- STANCES									
1,999	2,143	882	1,707	6,288	897	1,129	1,898	284	238	1,288	.. TOTAL
9	64	28	40	-	35	22	1	6	-	6	.... DC
38	47	18	29	36	10	22	69	3	5	37	.... 1ST
5	2	-	8	30	1	2	3	2	-	3	.... ME
17	19	12	12	4	6	16	2	-	-	11	.... MA
1	4	-	3	-	-	-	1	-	-	3	.... NH
3	3	1	4	2	-	2	-	1	3	5	.... RI
12	19	5	2	-	3	2	63	-	2	15	.... PR
48	323	25	65	1	43	83	63	6	67	93	.... 2ND
5	30	1	28	1	2	9	2	-	1	3	.... CT
7	8	3	-	-	5	1	19	-	3	21	.... NY,N
20	172	3	11	-	1	16	10	2	23	30	.... NY,E
9	94	12	9	-	32	46	15	4	35	23	.... NY,S
5	16	4	10	-	2	10	11	-	5	6	.... NY,W
2	3	2	7	-	1	1	6	-	-	10	.... VT
35	82	112	87	47	23	96	22	3	16	101	.... 3RD
-	1	7	12	-	-	2	-	-	4	-	.... DE
9	6	23	17	5	1	37	4	-	9	42	.... NJ
1	47	29	26	24	1	19	2	-	2	21	.... PA,E
10	9	18	4	7	11	11	1	-	1	23	.... PA,M
4	13	25	16	-	2	6	-	-	-	12	.... PA,W
11	6	10	12	11	8	21	15	3	-	3	.... VI

TABLE D-3 CASES, U.S. DISTRICT COURTS  
CRIMINAL CASES COMMENCED (EXCLUDES TRANSFERS) DURING THE TWELVE MONTH PERIOD ENDED JUNE 30, 1983

CIRCUIT AND DISTRICT	TOTAL	GENERAL OFFENSES								FORGERY AND COUNTER- FEITING
		HOMICIDE	ROBBERY	ASSAULT	BURGLARY	LARCENY	EMBEZ- ZLEMENT	FRAUD	AUTO THEFT	
4TH . . . . .	4,953	11	152	86	8	567	159	578	38	237
MD . . . . .	1,111	3	38	20	-	126	36	82	7	22
NC,E . . . . .	323	-	22	2	3	34	18	82	5	11
NC,M . . . . .	219	1	21	-	-	29	10	53	-	39
NC,W . . . . .	274	2	16	12	3	19	18	71	5	29
SC . . . . .	362	-	19	5	-	30	30	60	8	56
VA,E . . . . .	2,209	4	26	40	1	274	19	161	4	30
VA,W . . . . .	160	1	7	4	-	19	11	23	8	16
WV,N . . . . .	124	-	1	2	1	14	9	18	-	13
WV,S . . . . .	171	-	2	1	-	22	8	28	1	21
5TH . . . . .	4,267	5	51	44	18	268	190	687	33	312
LA,E . . . . .	440	-	10	5	-	41	35	104	-	43
LA,M . . . . .	75	-	-	-	-	5	12	6	2	20
LA,W . . . . .	213	-	1	1	6	20	17	51	3	13
MS,N . . . . .	65	-	7	-	-	3	6	20	1	4
MS,S . . . . .	154	1	1	5	6	16	9	47	4	12
TX,N . . . . .	637	-	8	6	1	43	25	146	6	129
TX,E . . . . .	160	-	1	2	1	14	9	44	2	27
TX,S . . . . .	1,557	2	7	9	1	37	41	162	7	34
TX,W . . . . .	966	2	16	16	3	89	36	107	8	30
6TH . . . . .	2,811	1	118	26	13	417	255	629	80	340
KY,E . . . . .	158	-	9	3	1	9	9	35	6	18
KY,W . . . . .	371	1	15	2	3	151	10	51	4	23
MI,E . . . . .	508	-	17	5	1	69	37	109	26	40
MI,W . . . . .	189	-	1	1	-	16	43	31	1	39
OH,N . . . . .	407	-	24	3	3	57	57	95	10	67
OH,S . . . . .	282	-	24	5	2	24	38	60	4	34
TN,E . . . . .	256	-	13	2	1	22	27	73	19	24
TN,M . . . . .	385	-	6	3	1	42	18	68	4	53
TN,W . . . . .	275	-	9	2	1	27	16	107	6	42



TABLE D-3 CASES, U.S. DISTRICT COURTS  
CRIMINAL CASES COMMENCED (EXCLUDES TRANSFERS) DURING THE TWELVE MONTH PERIOD ENDED JUNE 30, 1983

GENERAL OFFENSES--CONTINUED							SPECIAL OFFENSES				CIRCUIT AND DISTRICT
DAPCA (DRUG) LAWS			WEAPONS AND FIRE- ARMS	TRAFFIC	ESCAPE	OTHER	IMMI- GRATION LAWS	AGRI- CULTURAL ACTS	POSTAL LAWS *	OTHER	
MARI- HUANA	NAR- COTICS	CONTROL- LED SUB- STANCES									
581	152	92	274	1,472	85	201	4	18	15	223	.... 4TH
202	65	38	25	365	17	25	1	1	6	32	.... MD
46	3	2	16	44	7	16	-	3	-	9	.... NC,E
3	11	9	25	-	2	3	1	1	-	11	.... NC,M
11	7	6	30	5	6	16	1	2	2	13	.... NC,W
22	5	3	54	7	9	9	-	-	-	45	.... SC
266	49	14	63	1,049	32	105	-	10	2	60	.... VA,E
3	1	5	29	2	5	7	-	1	-	18	.... VA,W
20	8	12	9	-	4	8	-	-	1	4	.... WV,N
8	3	3	23	-	3	12	1	-	4	31	.... WV,S
348	223	167	259	116	186	109	1,004	57	23	167	.... 5TH
31	24	49	32	-	5	19	20	3	3	16	.... LA,E
1	4	4	13	1	2	1	-	-	3	1	.... LA,M
8	2	7	13	-	4	11	5	8	1	42	.... LA,W
2	-	1	7	1	1	1	1	-	4	6	.... MS,N
6	3	8	16	-	-	7	6	1	-	6	.... MS,S
4	62	22	70	3	42	22	18	-	3	27	.... TX,N
6	1	1	4	-	18	7	4	1	2	16	.... TX,E
217	69	29	72	19	74	21	677	40	3	36	.... TX,S
73	58	46	32	92	40	20	273	4	4	17	.... TX,W
76	118	64	199	131	38	101	19	44	25	117	.... 6TH
4	3	5	18	-	5	14	-	-	1	18	.... KY,E
17	5	5	16	21	8	20	1	5	1	12	.... KY,W
19	60	18	39	-	6	18	10	-	12	22	.... MI,E
4	8	4	22	1	1	4	1	1	1	10	.... MI,W
3	17	7	28	-	4	17	3	1	2	9	.... OH,N
7	8	7	20	5	2	8	1	1	4	8	.... OH,S
2	12	6	21	-	2	5	-	11	1	15	.... TN,E
12	-	4	25	104	2	6	1	18	3	15	.... TN,M
8	5	8	10	-	8	9	2	7	-	8	.... TN,W

TABLE D-3 CASES. U.S. DISTRICT COURTS  
CRIMINAL CASES COMMENCED (EXCLUDES TRANSFERS) DURING THE TWELVE MONTH PERIOD ENDED JUNE 30, 1983

CIRCUIT AND DISTRICT	TOTAL	GENERAL OFFENSES								
		HOMICIDE	ROBBERY	ASSAULT	BURGLARY	LARCENY	EMBEZ- ZLEMENT	FRAUD	AUTO THEFT	FORGERY AND COUNTER- FEITING
7TH .....	1,623	4	63	32	13	256	204	417	25	89
ILN .....	711	-	19	1	9	142	94	203	4	33
ILC .....	216	-	5	3	2	16	30	62	2	13
ILS .....	162	1	7	4	1	31	11	23	5	4
INN .....	101	-	8	3	-	15	10	15	7	14
INS .....	162	1	9	10	-	15	26	40	3	8
WIE .....	189	2	14	5	1	20	18	62	2	11
WIW .....	82	-	1	6	-	17	15	12	2	6
8TH .....	2,178	16	60	64	19	231	131	341	27	132
AR,E .....	203	-	1	2	2	29	25	55	4	22
AR,W .....	102	1	4	1	-	11	13	20	16	10
IA,N .....	60	-	2	1	-	4	4	23	-	3
IA,S .....	87	-	3	-	-	12	5	21	-	6
MN .....	236	-	17	5	4	11	23	38	-	11
MO,E .....	314	-	5	-	1	81	17	51	4	30
MO,W .....	758	-	20	-	-	25	16	54	2	33
NE .....	98	1	5	1	-	3	9	26	-	7
ND .....	103	2	3	15	2	16	8	24	-	4
SD .....	217	12	-	39	10	39	11	29	1	6
9TH .....	8,003	73	523	126	49	559	496	888	24	345
AK .....	200	-	4	4	-	14	14	23	-	7
AZ .....	532	37	30	29	4	35	25	43	3	15
CA,N .....	635	2	55	5	6	79	175	138	1	42
CA,E .....	419	-	62	3	4	37	27	59	2	34
CA,C .....	982	3	243	11	1	115	114	150	3	103
CA,S .....	945	3	41	14	3	25	19	64	2	16
HI .....	2,402	-	1	12	-	90	12	25	1	3
ID .....	136	3	5	1	-	14	10	34	2	14
MT .....	168	8	-	20	2	40	8	33	6	15
NV .....	314	2	4	7	16	16	15	156	-	26
OR .....	176	-	34	7	-	16	25	46	1	9
WA,E .....	205	1	5	3	6	18	13	44	2	39
WA,W .....	842	4	38	8	-	58	37	69	1	21
GUAM .....	38	9	-	2	3	2	1	4	-	1
NMI .....	9	1	1	-	4	-	1	-	-	-

TABLE D-3 CASES, U.S. DISTRICT COURTS  
CRIMINAL CASES COMMENCED (EXCLUDES TRANSFERS) DURING THE TWELVE MONTH PERIOD ENDED JUNE 30, 1983

GENERAL OFFENSES--CONTINUED							SPECIAL OFFENSES				CIRCUIT AND DISTRICT
DAPCA (DRUG) LAWS			WEAPONS AND FIRE- ARMS	TRAFFIC	ESCAPE	OTHER	IMMI- GRATION LAWS	AGRI- CULTURAL ACTS	POSTAL LAWS*	OTHER	
MARI- HUANA	NAR- COTICS	CONTROL- LED SUB- STANCES									
51	104	46	68	10	39	79	24	12	34	53	.... 7TH
9	66	15	11	2	6	41	8	2	17	29	.... IL,N
25	13	6	5	2	3	7	10	2	3	7	.... IL,C
6	10	10	23	2	13	6	1	-	2	2	.... IL,S
3	3	9	7	2	2	2	-	-	-	1	.... IN,N
5	5	-	11	2	7	8	2	1	3	6	.... IN,S
2	6	2	10	-	2	11	3	5	9	4	.... WI,E
1	1	4	1	-	6	4	-	2	-	4	.... WI,W
44	148	71	119	532	36	65	26	31	7	78	.... 8TH
9	9	5	12	-	3	5	-	-	4	16	.... AR,E
4	4	4	-	-	1	2	5	1	2	3	.... AR,W
3	7	2	-	-	2	1	1	1	-	6	.... IA,N
2	12	-	7	-	1	5	5	-	-	8	.... IA,S
3	44	18	33	-	10	4	4	5	-	6	.... MN
5	44	25	34	-	3	14	-	-	-	-	.... MO,E
17	9	7	12	532	3	13	4	-	-	11	.... MO,W
1	13	2	9	-	1	6	6	3	1	4	.... NE
-	6	6	6	-	3	1	-	1	-	6	.... ND
-	-	2	6	-	9	14	1	20	-	18	.... SD
231	429	127	178	2,741	217	158	554	64	24	197	.... 9TH
23	13	-	3	67	1	1	4	12	-	10	.... AK
20	30	8	30	6	91	42	72	1	2	9	.... AZ
4	41	10	13	13	8	9	13	-	4	17	.... CA,N
9	24	25	25	19	19	13	29	11	3	14	.... CA,E
7	79	32	20	-	20	34	16	2	8	21	.... CA,C
102	147	21	21	1	51	10	352	-	1	52	.... CA,S
28	28	4	4	2,162	1	12	2	1	2	14	.... HI
3	4	3	10	3	1	1	20	5	1	2	.... ID
-	6	2	7	-	4	3	2	5	-	7	.... MT
1	23	9	8	-	5	13	6	3	2	2	.... NV
3	7	4	6	-	7	1	2	1	1	6	.... OR
2	5	-	18	-	3	4	29	5	-	8	.... WA,E
28	21	3	12	467	6	10	7	18	-	34	.... WA,W
1	1	6	1	3	-	3	-	-	-	1	.... GUAM
-	-	-	-	-	-	2	-	-	-	-	.... NMI

TABLE D-3 CASES, U.S. DISTRICT COURTS  
CRIMINAL CASES COMMENCED (EXCLUDES TRANSFERS) DURING THE TWELVE MONTH PERIOD ENDED JUNE 30, 1983

CIRCUIT AND DISTRICT	TOTAL	GENERAL OFFENSES								
		HOMICIDE	ROBBERY	ASSAULT	BURGLARY	LARCENY	EMBEZ- ZLEMENT	FRAUD	AUTO THEFT	FORGERY AND COUNTER- FEITING
10TH . . . .	1,984	25	75	39	6	178	113	368	30	154
CO . . . . .	328	1	20	3	-	44	38	69	3	20
KS . . . . .	286	4	7	7	1	22	19	67	3	19
NM . . . . .	223	11	12	6	2	16	13	35	6	11
OK,N . . . . .	157	-	4	2	1	9	12	23	7	41
OK,E . . . . .	139	-	1	1	1	11	6	42	4	17
OK,W . . . . .	599	3	10	7	1	47	7	91	3	25
UT . . . . .	148	2	19	10	-	15	12	26	-	10
WY . . . . .	104	4	2	3	-	14	6	15	4	11
11TH . . . .	3,944	2	93	51	5	304	133	497	65	308
AL,N . . . . .	516	-	11	5	1	47	17	76	28	80
AL,M . . . . .	284	-	1	5	2	37	9	39	9	17
AL,S . . . . .	71	-	4	-	-	8	6	18	6	3
FL,N . . . . .	84	-	3	2	-	3	6	5	-	5
FL,M . . . . .	438	-	24	9	-	47	28	76	4	70
FL,S . . . . .	1,187	-	22	13	1	43	28	121	3	54
GA,N . . . . .	438	1	18	14	-	63	22	121	10	40
GA,M . . . . .	754	-	4	2	-	37	14	24	4	13
GA,S . . . . .	172	1	6	1	1	19	3	17	1	26

TABLE D-3 CASES. U.S. DISTRICT COURTS  
CRIMINAL CASES COMMENCED (EXCLUDES TRANSFERS) DURING THE TWELVE MONTH PERIOD ENDED JUNE 30, 1983

GENERAL OFFENSES--CONTINUED							SPECIAL OFFENSES				CIRCUIT AND DISTRICT
DAPCA (DRUG) LAWS			WEAPONS AND FIRE- ARMS	TRAFFIC	ESCAPE	OTHER	IMMI- GRATION LAWS	AGRI- CULTURAL ACTS	POSTAL LAWS *	OTHER	
MARI- HUANA	NAR- COTICS	CONTROL- LED SUB- STANCES									
73	73	53	137	345	54	79	70	20	10	82	... 10TH
-	17	15	14	20	5	12	17	5	3	22	.... CO
10	4	7	34	8	28	13	16	3	2	12	.... KS
6	22	4	25	9	1	8	26	5	1	4	.... NM
8	13	5	12	-	3	3	1	-	-	13	.... OK,N
14	1	7	9	-	-	13	-	2	-	10	.... OK,E
31	8	11	14	304	13	11	1	2	2	8	.... OK,W
1	5	2	14	1	2	15	7	1	2	4	.... UT
3	3	2	15	3	2	4	2	2	-	9	.... WY
465	380	79	252	857	131	114	42	20	12	134	... 11TH
13	2	8	55	136	8	17	2	1	-	9	.... AL,N
11	2	1	15	104	9	4	-	2	3	14	.... AL,M
9	7	3	2	-	-	2	-	1	-	2	.... AL,S
13	11	10	-	3	4	8	1	-	-	10	.... FL,N
29	27	18	32	2	11	23	11	3	1	23	.... FL,M
346	298	20	89	-	64	20	27	3	5	30	.... FL,S
3	26	11	32	2	31	15	1	2	2	24	.... GA,N
27	3	3	14	566	3	18	-	-	1	21	.... GA,M
14	4	5	13	44	1	7	-	8	-	1	.... GA,S

\* OBSTRUCTING MAIL, MAILING NON-MAILABLE MATERIAL  
AND OTHER POSTAL REGULATIONS.

TABLE D-3 DEFENDANTS. U.S. DISTRICT COURTS  
CRIMINAL DEFENDANTS COMMENCED (EXCLUDES TRANSFERS) DURING THE TWELVE MONTH PERIOD ENDED JUNE 30, 1983

CIRCUIT AND DISTRICT	TOTAL	GENERAL OFFENSES								
		HOMICIDE	ROBBERY	ASSAULT	BURGLARY	LARCENY	EMBEZ- ZLEMENT	FRAUD	AUTO THEFT	FORGERY AND COUNTER- FEITING
TOTAL .....	47,552	190	1,758	629	239	4,416	2,321	7,124	545	3,210
DC .....	454	-	3	4	1	56	30	78	-	29
1ST .....	1,275	2	30	13	-	153	91	206	7	141
ME .....	182	1	5	-	-	20	9	9	4	21
MA .....	494	1	21	7	-	65	37	96	2	37
NH .....	68	-	-	-	-	9	5	24	-	3
RI .....	102	-	-	4	-	6	11	32	1	12
PR .....	429	-	4	2	-	53	29	45	-	68
2ND .....	2,892	3	141	16	11	318	226	545	14	170
CT .....	333	-	18	2	6	12	30	90	2	18
NY,N .....	192	-	2	3	-	13	15	35	1	4
NY,E .....	838	1	38	4	4	92	38	127	10	43
NY,S .....	1,159	2	58	6	-	171	118	219	1	70
NY,W .....	289	-	27	1	-	29	25	69	-	30
VT .....	81	-	-	-	1	1	-	15	-	5
3RD .....	2,645	20	108	50	64	294	125	654	12	181
DE .....	79	-	2	-	-	4	2	13	3	16
NJ .....	798	-	22	2	1	101	57	235	3	42
PA,E .....	721	-	14	1	-	53	31	224	4	71
PAM .....	290	-	12	6	-	26	9	105	2	5
PA,W .....	306	-	24	2	-	19	13	57	-	29
VI .....	451	20	34	39	63	91	13	20	-	18

TABLE D-3 DEFENDANTS, U.S. DISTRICT COURTS  
CRIMINAL DEFENDANTS COMMENCED (EXCLUDES TRANSFERS) DURING THE TWELVE MONTH PERIOD ENDED JUNE 30, 1983

GENERAL OFFENSES--CONTINUED							SPECIAL OFFENSES				CIRCUIT AND DISTRICT
DAPCA (DRUG) LAWS			WEAPONS AND FIRE- ARMS	TRAFFIC	ESCAPE	OTHER	IMMI- GRATION LAWS	AGRI- CULTURAL ACTS	POSTAL LAWS*	OTHER	
MARI- HUANA	NAR- COTICS	CONTROL- LED SUB- STANCES									
4,151	4,728	1,777	2,028	6,317	991	1,766	2,793	417	257	1,895	.. TOTAL
12	89	33	45	-	35	22	1	8	-	8	..... DC
218	100	48	36	36	10	36	78	4	5	61	.... 1ST
43	5	10	10	30	1	4	5	2	-	3	..... ME
87	54	22	15	4	6	20	3	-	-	17	..... MA
2	7	-	3	-	-	1	2	-	-	12	..... NH
7	3	1	6	2	-	4	-	2	3	8	..... RI
79	31	15	2	-	3	7	68	-	2	21	..... PR
136	694	32	90	1	50	133	101	6	70	135	.... 2ND
34	62	2	33	1	2	15	4	-	1	3	..... CT
15	22	5	-	-	9	1	36	-	3	28	..... NY,N
49	291	4	25	-	1	24	11	2	25	49	..... NY,E
17	284	13	11	-	35	68	17	4	36	29	..... NY,S
9	32	5	12	-	2	24	17	-	5	12	..... NY,W
12	3	3	9	-	1	1	16	-	-	14	..... VT
139	199	269	103	47	28	148	36	4	19	145	.... 3RD
-	3	15	14	-	-	3	-	-	4	-	..... DE
71	16	89	21	5	1	65	4	-	10	53	..... NJ
1	105	75	31	24	1	36	2	-	4	44	..... PA,E
13	14	30	5	7	12	15	1	-	1	27	..... PA,M
18	50	47	18	-	5	6	-	-	-	18	..... PA,W
36	11	13	14	11	9	23	29	4	-	3	..... VT

333

TABLE D-3 DEFENDANTS, U.S. DISTRICT COURTS  
CRIMINAL DEFENDANTS COMMENCED (EXCLUDES TRANSFERS) DURING THE TWELVE MONTH PERIOD ENDED JUNE 30, 1983

GENERAL OFFENSES										
CIRCUIT AND DISTRICT	TOTAL	HOMICIDE	ROBBERY	ASSAULT	BURGLARY	LARCENY	EMBEZ- ZLEMENT	FRAUD	AUTO THEFT	FORGERY AND COUNTER- FEITING
4TH .....	6,235	13	207	92	10	644	174	777	58	351
MD .....	1,379	3	53	20	-	136	39	126	10	45
NC,E .....	436	-	34	2	3	39	21	92	9	19
NC,M .....	291	1	25	-	-	37	10	61	-	51
NC,W .....	369	2	19	13	3	28	18	95	5	40
SC .....	638	-	30	6	-	42	35	109	12	94
VA,E .....	2,450	6	33	44	1	285	20	197	5	35
VA,W .....	228	1	10	4	-	24	13	29	14	21
WV,N .....	179	-	1	2	3	21	9	23	-	19
WV,S .....	265	-	2	1	-	32	9	45	3	27
5TH .....	6,152	5	70	55	24	349	212	844	59	429
LA,E .....	636	-	12	5	-	45	41	110	-	51
LA,M .....	104	-	-	-	-	5	13	8	2	30
LA,W .....	273	-	1	-	-	23	18	64	3	16
MS,N .....	86	-	7	1	7	3	6	23	2	4
MS,S .....	206	1	2	5	-	22	10	56	4	18
TX,N .....	926	-	8	6	8	59	27	188	20	203
TX,E .....	188	-	4	2	1	15	12	49	2	29
TX,S .....	2,354	2	11	13	1	67	48	215	18	43
TX,W .....	1,379	2	25	23	6	110	37	131	8	35
6TH .....	4,023	1	155	31	14	571	286	844	145	483
KY,E .....	317	-	13	3	1	22	10	61	14	37
KY,W .....	458	1	21	2	3	158	12	78	5	27
MI,E .....	821	-	33	5	1	108	46	148	58	53
MI,W .....	230	-	1	2	-	21	50	35	1	44
OH,N .....	529	-	27	3	3	78	61	131	11	77
OH,S .....	377	-	27	8	2	35	38	82	4	44
TN,E .....	379	-	16	3	2	49	28	85	36	36
TN,M .....	486	-	7	3	1	54	22	91	8	74
TN,W .....	426	-	10	2	1	46	19	133	8	91



TABLE D-3 DEFENDANTS. U. S. DISTRICT COURTS  
CRIMINAL DEFENDANTS COMMENCED (EXCLUDES TRANSFERS) DURING THE TWELVE MONTH PERIOD ENDED JUNE 30, 1983

GENERAL OFFENSES--CONTINUED							SPECIAL OFFENSES				CIRCUIT AND DISTRICT
DAPCA (DRUG) LAWS			WEAPONS AND FIRE- ARMS	TRAFFIC	ESCAPE	OTHER	IMMI- GRATION LAWS	AGRI- CULTURAL ACTS	POSTAL LAWS*	OTHER	
MARI- HUANA	NAR- COTICS	CONTROL- LED SUB- STANCES									
846	378	159	307	1,487	100	281	5	26	16	304	.... 4TH
215	169	65	27	369	17	34	1	1	7	42	.... MD
92	6	2	16	44	7	30	-	3	-	17	.... NC,E
3	26	14	28	-	2	7	1	3	-	24	.... NC,M
31	14	7	31	6	6	20	2	4	2	23	.... NC,W
140	11	8	64	7	10	16	-	-	-	54	.... SC
320	93	23	68	1,059	46	130	-	13	2	72	.... VA,E
7	4	9	40	2	5	13	-	2	-	30	.... VA,W
25	20	24	12	-	4	11	-	-	1	4	.... WV,N
13	35	7	25	-	3	20	1	-	4	38	.... WV,S
683	538	334	298	119	199	139	1,458	66	25	246	.... 5TH
104	57	93	35	-	5	23	21	3	3	28	.... LA,E
2	11	11	13	1	2	2	-	-	3	1	.... LA,M
24	4	15	13	-	4	14	6	15	1	44	.... LA,W
8	1	8	7	1	2	2	1	-	4	7	.... MS,N
21	9	12	17	-	-	7	6	1	-	7	.... MS,S
9	136	36	77	3	43	33	35	-	3	39	.... TX,N
10	3	2	5	-	19	9	6	1	2	17	.... TX,E
366	170	69	91	19	82	22	987	42	3	85	.... TX,S
139	147	88	40	95	42	27	396	4	6	18	.... TX,W
158	287	153	231	133	42	181	29	81	28	170	.... 6TH
12	18	12	26	-	6	42	-	-	1	37	.... KY,E
19	19	7	21	21	8	28	2	3	3	15	.... KY,W
48	160	30	43	-	8	29	-	-	12	28	.... MI,E
5	9	6	24	1	1	13	2	1	1	13	.... MI,W
3	24	12	34	-	4	27	3	1	2	28	.... OH,N
10	14	59	21	5	2	12	1	1	4	8	.... OH,S
15	31	12	23	-	2	12	-	13	1	15	.... TN,E
19	-	7	25	100	2	6	1	42	3	15	.... TN,M
27	12	8	12	-	9	12	9	15	1	11	.... TN,W

TABLE D-3 DEFENDANTS, U.S. DISTRICT COURTS  
CRIMINAL DEFENDANTS COMMENCED (EXCLUDES TRANSFERS) DURING THE TWELVE MONTH PERIOD ENDED JUNE 30, 1983

CIRCUIT AND DISTRICT	TOTAL	GENERAL OFFENSES								
		HOMICIDE	ROBBERY	ASSAULT	BURGLARY	LARCENY	EMBEZ- ZLEMENT	FRAUD	AUTO THEFT	FORGERY AND COUNTER- FEITING
7TH .....	2,287	7	86	34	13	369	225	505	28	143
IL,N .....	1,035	-	31	1	9	210	104	252	4	51
IL,C .....	281	-	7	3	2	17	30	74	3	15
IL,S .....	205	1	7	5	1	37	14	28	5	5
IN,N .....	149	-	9	3	-	28	11	20	7	25
IN,S .....	270	3	13	10	-	31	31	50	4	22
WI,E .....	244	3	18	6	1	26	19	65	2	17
WI,W .....	103	-	1	6	-	20	16	16	3	8
8TH .....	2,779	19	89	76	29	287	144	439	33	172
AR,E .....	268	-	2	2	5	37	30	64	6	29
AR,W .....	135	1	4	1	-	13	15	23	19	15
IA,N .....	88	-	3	6	-	5	4	29	-	4
IA,S .....	168	-	4	-	-	18	5	37	-	9
MN .....	351	-	28	7	5	16	26	50	-	14
MO,E .....	420	-	5	-	1	89	17	78	4	42
MO,W .....	821	-	31	-	-	31	16	64	3	41
NE .....	147	1	9	-	-	3	9	30	-	7
ND .....	130	5	3	-	7	17	11	30	-	5
SD .....	251	12	-	4	11	58	11	34	1	6
9TH .....	10,264	85	660	140	59	720	549	1,129	32	459
AK .....	238	-	4	5	-	18	15	28	-	9
AZ .....	801	39	34	34	4	45	26	52	3	23
CA,N .....	863	5	74	5	9	106	197	167	1	48
CA,E .....	678	-	102	3	4	53	30	99	4	66
CA,C .....	1,366	5	289	12	1	164	132	196	4	134
CA,S .....	1,523	7	55	18	6	34	22	87	2	20
HI .....	2,460	-	1	15	-	93	12	30	2	3
ID .....	175	3	6	1	-	19	10	37	2	15
MT .....	208	9	1	22	4	53	9	38	9	19
NV .....	478	2	5	7	17	36	15	199	-	44
OR .....	228	-	38	8	-	18	25	52	1	11
WA,E .....	221	1	6	3	6	18	14	48	2	41
WA,W .....	968	4	41	8	-	61	40	92	2	25
GUAM .....	44	9	-	2	3	2	1	4	-	1
NMI .....	13	1	4	-	5	-	1	-	-	-

**CONTINUED**

**6 OF 10**

TABLE D-3 DEFENDANTS, U.S. DISTRICT COURTS  
CRIMINAL DEFENDANTS COMMENCED (EXCLUDES TRANSFERS) DURING THE TWELVE MONTH PERIOD ENDED JUNE 30, 1983

GENERAL OFFENSES--CONTINUED							SPECIAL OFFENSES				CIRCUIT AND DISTRICT
DAPCA (DRUG) LAWS			WEAPONS AND FIRE- ARMS	TRAFFIC	ESCAPE	OTHER	IMMI- GRATION LAWS	AGRI- CULTURAL ACTS	POSTAL LAWS*	OTHER	
MARI- HUANA	NAR- COTICS	CONTROL- LED SUB- STANCES									
119	226	89	75	10	50	122	37	23	36	90	.... 7TH
43	125	29	12	2	6	69	13	3	18	53	.... IL,N
38	19	17	6	2	3	11	14	3	3	14	.... IL,C
11	17	13	24	2	20	10	1	-	2	2	.... IL,S
7	6	16	7	2	2	5	-	-	-	1	.... IN,N
15	34	7	14	2	7	10	2	1	4	10	.... IN,S
3	22	3	11	-	2	13	7	11	9	6	.... WI,E
2	3	4	1	-	10	4	-	5	-	4	.... WI,W
81	286	103	129	532	52	105	35	38	7	123	.... 8TH
20	20	7	12	-	3	7	-	-	4	20	.... AR,E
9	6	6	-	-	5	2	8	1	2	5	.... AR,W
4	16	3	-	-	2	1	1	2	-	8	.... IA,N
4	24	-	7	-	2	17	10	-	-	31	.... IA,S
5	90	31	38	-	11	4	5	9	-	12	.... MN
9	65	35	37	-	9	29	-	-	-	-	.... MO,E
29	14	8	13	532	3	18	4	-	-	14	.... MO,W
1	44	3	9	-	1	11	6	4	1	7	.... NE
-	7	8	6	-	5	2	-	1	-	7	.... ND
-	-	2	7	-	11	14	1	21	-	19	.... SD
398	1,053	276	224	2,746	227	247	840	112	25	280	.... 9TH
27	18	-	4	68	1	1	4	25	-	11	.... AK
33	154	33	36	6	93	62	105	1	2	16	.... AZ
6	119	19	16	13	8	16	22	-	4	28	.... CA,N
13	73	68	33	19	20	19	33	15	3	21	.... CA,E
13	187	57	35	-	22	42	24	3	9	37	.... CA,C
196	281	50	23	1	56	37	564	-	1	63	.... CA,S
39	50	5	4	2,164	1	15	8	1	2	15	.... HI
4	20	6	11	3	1	1	25	7	1	3	.... ID
-	8	3	7	-	4	3	4	8	-	7	.... MT
1	77	14	13	-	5	20	11	7	2	3	.... NV
20	13	7	9	-	7	3	2	2	1	11	.... OR
5	8	-	18	-	3	4	31	5	-	8	.... WA,E
38	44	4	14	469	6	19	7	38	-	56	.... WA,W
3	1	10	1	3	-	3	-	-	-	1	.... GUAM
-	-	-	-	-	-	2	-	-	-	-	.... NMI

TABLE D-3 DEFENDANTS, U.S. DISTRICT COURTS  
CRIMINAL DEFENDANTS COMMENCED (EXCLUDES TRANSFERS) DURING THE TWELVE MONTH PERIOD ENDED JUNE 30, 1983

CIRCUIT AND DISTRICT	TOTAL	GENERAL OFFENSES								
		HOMICIDE	ROBBERY	ASSAULT	BURGLARY	LARCENY	EMBEZ- ZLEMENT	FRAUD	AUTO THEFT	FORGERY AND COUNTER- FEITING
10TH . . . .	2,549	31	92	52	7	229	116	448	52	195
CO . . . . .	458	1	25	6	-	57	40	92	7	28
KS . . . . .	355	9	10	10	1	30	19	78	4	26
NM . . . . .	313	12	17	7	2	17	13	42	10	13
OK,N . . . . .	212	-	4	4	1	11	13	25	8	43
OK,E . . . . .	189	-	1	1	2	18	6	48	6	25
OK,W . . . . .	674	3	12	7	1	55	7	99	8	32
UT . . . . .	215	2	21	14	-	25	12	38	-	17
WY . . . . .	133	4	2	3	-	16	6	26	9	11
11TH . . . .	5,997	4	117	63	7	426	143	655	105	457
AL,N . . . . .	653	-	16	6	1	69	19	96	45	119
AL,M . . . . .	356	-	3	6	2	46	9	67	14	18
AL,S . . . . .	155	-	7	-	-	15	7	31	9	4
FL,N . . . . .	164	-	4	2	-	4	6	5	-	5
FL,M . . . . .	690	-	29	12	-	54	32	99	5	96
FL,S . . . . .	2,270	-	25	15	2	74	31	170	5	103
GA,N . . . . .	610	3	20	16	-	95	22	138	17	64
GA,M . . . . .	819	-	5	2	-	40	14	31	9	14
GA,S . . . . .	280	1	8	4	2	29	3	18	1	34

TABLE D-3 DEFENDANTS, U.S. DISTRICT COURTS  
CRIMINAL DEFENDANTS COMMENCED (EXCLUDES TRANSFERS) DURING THE TWELVE MONTH PERIOD ENDED JUNE 30, 1983

GENERAL OFFENSES--CONTINUED											CIRCUIT AND DISTRICT
DAPCA (DRUG) LAWS			WEAPONS AND FIRE- ARMS	TRAFFIC	ESCAPE	OTHER	SPECIAL OFFENSES				
MARI- HUANA	NAR- COTICS	CONTROL- LED SUB- STANCES					IMMI- GRATION LAWS	AGRI- CULTURAL ACTS	POSTAL LAWS*	OTHER	
122	159	105	156	347	63	116	107	26	11	115	... 10TH
-	51	28	14	20	12	14	18	10	3	32	... CO
15	5	10	43	8	30	16	22	3	2	14	... KS
23	35	8	26	9	1	9	52	5	1	11	... NM
15	32	15	14	-	3	4	1	-	-	19	... OK,N
23	3	13	9	-	-	16	-	3	-	15	... OK,E
40	16	26	14	306	13	21	1	2	2	9	... OK,W
1	9	2	20	1	2	32	11	1	3	4	... UT
5	8	3	16	3	2	4	2	2	-	11	... WY
1,239	719	176	334	859	135	236	66	23	15	218	... 11TH
21	2	12	58	136	11	30	2	1	-	9	... AL,N
20	5	1	20	104	9	4	-	2	4	22	... AL,M
59	12	4	2	-	-	2	-	1	-	2	... AL,S
76	14	11	-	3	4	16	2	-	-	12	... FL,N
81	59	56	36	2	11	65	12	5	1	35	... FL,M
838	559	50	149	-	64	63	47	4	7	64	... FL,S
11	53	29	36	3	32	22	3	2	2	42	... GAN
47	5	6	20	567	3	27	-	-	1	28	... GAM
86	10	7	13	44	1	7	-	8	-	4	... GAS

\* OBSTRUCTING MAIL, MAILING NON-MAILABLE MATERIAL  
AND OTHER POSTAL REGULATIONS.

\* OBSTRUCTING MAIL, MAILING NON-MAILABLE MATERIAL  
AND OTHER POSTAL REGULATIONS.

TABLE D-4 DEFENDANTS, U. S. DISTRICT COURTS  
CRIMINAL DEFENDANTS DISPOSED OF BY TYPE OF DISPOSITION AND OFFENSE DURING THE TWELVE MONTH PERIOD ENDED JUNE 30, 1983

NATURE OF OFFENSE	TOTAL DEFENDANTS	NOT CONVICTED				CONVICTED AND SENTENCED				
		TOTAL	DIS-MISSED*	ACQUITTED BY		TOTAL	PLEA OF GUILTY	NOLO CONTENDERE	CONVICTED BY	
				COURT	JURY				COURT	JURY
TOTAL .....	43,329	7,738	6,566	281	891	35,591	29,814	709	1,286	3,782
GENERAL OFFENSES .....										
HOMICIDE .....	153	36	20	-	16	117	71	1	4	41
MURDER-FIRST DEGREE .....	62	21	8	-	13	41	19	-	2	20
MURDER-SECOND DEGREE .....	41	8	7	-	1	33	18	-	1	14
MANSLAUGHTER .....	50	7	5	-	2	43	34	1	1	7
ROBBERY .....	1,529	169	136	2	31	1,360	1,074	3	42	241
BANK .....	1,398	141	114	2	25	1,257	995	3	38	221
POSTAL .....	59	9	7	-	2	50	41	-	-	9
OTHER .....	72	19	15	-	4	53	38	-	4	11
ASSAULT .....	601	165	132	7	26	436	319	6	18	93
BURGLARY .....	203	30	29	-	1	173	155	-	2	16
BANK .....	92	8	7	-	1	84	72	-	-	12
POSTAL .....	31	4	4	-	-	27	26	-	1	-
INTERSTATE SHIPMENTS .....	1	-	-	-	-	1	1	-	-	-
OTHER .....	79	18	18	-	-	61	56	-	1	4
LARCENY AND THEFT .....	4,199	663	558	40	65	3,536	3,146	31	116	243
BANK .....	239	23	11	1	11	216	191	1	6	18
POSTAL .....	927	73	64	1	8	854	807	1	11	35
INTERSTATE SHIPMENTS .....	455	63	42	2	19	392	319	3	18	52
OTHER U.S. PROPERTY .....	1,471	263	225	23	15	1,208	1,078	22	47	61
TRANSPORT ETC, STOLEN PROP. .....	556	93	78	5	10	463	376	4	21	62
OTHER .....	551	148	138	8	2	403	375	-	13	15
EMBEZZLEMENT .....	2,137	176	137	10	29	1,961	1,807	18	58	78
BANK .....	1,200	69	58	2	9	1,131	1,061	2	34	34
POSTAL .....	265	37	24	4	9	228	210	4	7	7
OTHER .....	672	70	55	4	11	602	536	12	17	37
FRAUD .....	7,029	1,162	936	43	183	5,867	5,019	81	145	622
INCOME TAX .....	1,163	154	106	7	41	1,009	786	25	43	155
LENDING INSTITUTION .....	598	100	81	4	15	498	443	7	10	38
POSTAL .....	1,756	322	230	3	89	1,434	1,165	17	26	226
VETERANS AND ALLOTMENTS .....	21	4	4	-	-	17	17	-	-	-
SECURITIES AND EXCHANGE .....	23	3	2	-	1	20	20	-	-	-
SOCIAL SECURITY .....	315	42	41	-	1	273	252	7	6	8
FALSE PERSONATION .....	46	9	9	-	-	37	25	-	4	8
NATIONALITY LAWS .....	140	16	16	-	-	124	121	-	-	3
PASSPORT FRAUD .....	93	15	15	-	-	78	70	-	5	3
FALSE CLAIMS & STATEMENTS .....	1,143	215	193	3	19	928	804	9	27	88
OTHER .....	1,731	282	239	28	17	1,449	1,316	16	24	93
AUTO THEFT .....	551	90	75	1	14	461	390	2	6	63

TABLE D-4 DEFENDANTS. U.S. DISTRICT COURTS  
CRIMINAL DEFENDANTS DISPOSED OF BY TYPE OF DISPOSITION AND OFFENSE DURING THE TWELVE MONTH PERIOD ENDED JUNE 30, 1983

NATURE OF OFFENSE	TOTAL DEFENDANTS	NOT CONVICTED				CONVICTED AND SENTENCED				
		TOTAL	DIS-MISSED*	ACQUITTED BY		TOTAL	PLEA OF GUILTY	NOLO CON-TENDERE	CONVICTED BY	
				COURT	JURY				COURT	JURY
FORGERY AND COUNTERFEITING . . .	2,752	397	336	9	42	2,365	2,128	10	41	186
TRANSPORT FORGED SECURITIES	295	45	35	1	9	250	201	1	10	38
POSTAL FORGERY . . . . .	211	44	38	-	0	167	148	-	3	16
OTHER FORGERY . . . . .	1,354	180	163	4	13	1,174	1,087	6	18	63
COUNTERFEITING . . . . .	892	118	100	4	14	774	692	3	10	69
SEX OFFENSES . . . . .	130	30	20	-	10	100	76	1	5	18
RAPE . . . . .	76	20	13	-	7	56	40	-	1	15
OTHER . . . . .	54	10	7	-	3	44	36	1	4	3
DRUG PREVENTION & CONTROL ACT	9,164	1,674	1,393	36	245	7,490	5,735	39	363	1,353
MARIHUANA . . . . .	3,806	792	676	19	97	3,014	2,350	29	124	511
DRUGS . . . . .	3,692	601	481	16	104	3,091	2,329	5	157	600
CONTROLLED SUBSTANCES . . . . .	1,666	281	236	1	44	1,385	1,056	5	82	242
MISCELLANEOUS GENERAL OFFENSE	9,649	2,304	2,061	101	142	7,345	5,987	448	365	545
BRIBERY . . . . .	192	32	19	1	12	160	129	2	3	26
DRUNK DRIVING AND TRAFFIC . . . .	5,572	1,528	1,437	81	10	4,044	3,358	412	245	29
ESCAPE . . . . .	720	128	109	2	17	592	531	3	16	42
EXTORT RACKETEERING THREATS	743	169	126	6	37	574	379	6	22	167
GAMBLING AND LOTTERY . . . . .	136	18	15	2	1	118	98	7	7	6
KIDNAPPING . . . . .	92	30	29	-	1	62	38	-	1	23
PERJURY . . . . .	130	38	25	2	11	92	53	1	3	35
WEAPONS AND FIREARMS . . . . .	1,934	319	261	7	51	1,615	1,324	16	59	216
OTHER . . . . .	130	42	40	-	2	88	77	1	9	1
SPECIAL OFFENSES										
IMMIGRATION LAWS . . . . .	2,392	259	236	6	17	2,133	2,017	6	40	70
LIQUOR, INTERNAL REVENUE . . . . .	28	8	4	-	4	20	15	-	1	4
FEDERAL STATUTES . . . . .	2,812	585	493	26	66	2,227	1,875	63	80	209
AGRICULTURAL ACTS . . . . .	389	95	84	6	5	294	257	10	20	7
ANTITRUST VIOLATIONS . . . . .	180	36	18	-	18	144	108	23	-	13
FOOD AND DRUG ACT . . . . .	97	13	12	1	-	84	71	6	1	6
MIGRATORY BIRD LAWS . . . . .	93	39	34	5	-	54	46	-	7	1
MOTOR CARRIER ACT . . . . .	83	11	11	-	-	72	65	2	4	1
NATIONAL DEFENSE LAWS . . . . .	11	2	2	-	-	9	2	-	2	5
CIVIL RIGHTS . . . . .	104	46	28	4	14	58	28	1	1	28
CONTEMPT . . . . .	66	31	28	2	1	35	24	-	3	8
CUSTOMS LAWS . . . . .	93	14	14	-	-	79	71	-	-	8
POSTAL LAWS . . . . .	459	44	43	1	-	415	394	2	8	11
OTHER . . . . .	1,237	254	219	7	28	983	809	19	34	121

\* INCLUDED IN THIS COLUMN ARE DEFENDANTS WHO WERE COMMITTED PURSUANT TO TITLE 28 U.S.C. 2902, OF THE NARCOTIC ADDICT REHABILITATION ACT OF 1966.



TABLE D-5 DEFENDANTS, U.S. DISTRICT COURTS  
CRIMINAL DEFENDANTS SENTENCED AFTER CONVICTION BY OFFENSE DURING THE TWELVE MONTH PERIOD ENDED JUNE 30, 1983

NATURE OF OFFENSE	TOTAL DEFENDANTS SENTENCED	TOTAL IMPRIS- ONMENT	TYPE SENTENCE								OTHER SENTENCES TO IMPRISONMENT		
			TOTAL REGULAR	REGULAR SENTENCES TO IMPRISONMENT <sup>1</sup>					AVERAGE SENTENCE IN MONTHS <sup>2</sup>	SPLIT SEN- TENCE <sup>3</sup>	INDETER- MINATE <sup>4</sup>	Y.C.A. OR Y.O. <sup>6</sup>	
				1 THRU 12 MONTHS	13 THRU 35 MONTHS	36 THRU 59 MONTHS	60 MONTHS AND OVER						
TOTAL .....	35,591	17,886	11,979	2,503	2,671	2,543	4,262	57.2	3,973	1,496	438		
GENERAL OFFENSES .....													
HOMICIDE .....	117	90	58	6	6	11	35	151.8	8	20	4		
MURDER-FIRST DEGREE .....	41	32	21	3	2	2	14	182.9	-	8	3		
MURDER-SECOND DEGREE .....	33	21	16	1	1	1	13	234.2	-	5	-		
MANSLAUGHTER .....	43	37	21	2	3	8	8	58.0	8	7	1		
ROBBERY .....	1,360	1,269	854	9	23	58	764	154.1	44	273	98		
BANK .....	1,257	1,175	786	6	18	46	716	157.4	35	261	93		
POSTAL .....	50	47	34	1	-	6	27	148.2	4	6	3		
OTHER .....	53	47	34	2	5	6	21	84.9	5	6	2		
ASSAULT .....	436	273	203	72	40	42	49	42.4	34	27	9		
BURGLARY .....	173	125	92	7	9	12	64	103.8	10	15	8		
BANK .....	84	77	55	1	-	4	50	143.0	3	13	6		
POSTAL .....	27	14	14	1	-	6	7	57.0	-	-	-		
INTERSTATE SHIPMENTS .....	1	1	-	-	-	-	-	-	1	-	-		
OTHER .....	61	33	23	5	9	2	7	38.4	6	2	2		
LARCENY AND THEFT .....	3,536	1,622	1,032	211	252	267	302	42.7	419	107	64		
BANK .....	216	146	82	8	10	15	49	65.8	28	20	16		
POSTAL .....	854	526	377	59	112	122	79	37.1	110	31	14		
INTERSTATE SHIPMENTS .....	392	210	114	13	27	39	35	44.5	71	20	5		
OTHER U.S. PROPERTY .....	1,208	335	209	73	43	34	59	40.3	98	12	16		
TRANSPORT ETC, STOLEN PROP. ....	463	285	187	25	40	49	73	53.0	70	21	7		
OTHER .....	403	120	69	33	20	8	8	21.9	42	3	6		
EMBEZZLEMENT .....	1,961	567	243	59	72	75	37	32.8	288	21	15		
BANK .....	1,131	336	127	31	33	41	22	34.5	188	10	10		
POSTAL .....	228	50	20	3	11	4	2	30.0	29	1	-		
OTHER .....	602	181	96	25	28	30	13	31.1	70	10	5		
FRAUD .....	5,867	2,487	1,393	452	374	300	267	36.3	892	190	12		
INCOME TAX .....	1,009	501	229	96	70	35	28	26.3	228	44	-		
LENDING INSTITUTION .....	498	192	107	27	46	22	12	29.8	74	10	1		
POSTAL .....	1,434	762	505	93	146	141	125	46.4	206	50	1		
VETERANS AND ALLOTMENTS .....	17	3	1	1	-	-	-	12.0	2	-	-		
SECURITIES AND EXCHANGE .....	20	5	4	-	-	1	3	72.0	1	-	-		
SOCIAL SECURITY .....	273	30	15	9	3	2	1	18.4	15	-	-		
FALSE PERSONATION .....	37	28	17	5	3	7	2	33.2	10	-	1		
NATIONALITY LAWS .....	124	52	26	14	8	3	1	17.1	25	1	-		
PASSPORT FRAUD .....	78	31	19	8	6	2	3	23.4	8	4	-		
FALSE CLAIMS & STATEMENTS .....	928	340	174	53	42	42	37	36.9	142	19	5		
OTHER .....	1,449	543	296	146	50	45	55	32.0	181	62	4		
AUTO THEFT .....	461	320	239	19	47	86	87	50.4	53	23	5		

TABLE D-5 DEFENDANTS, U. S. DISTRICT COURTS  
CRIMINAL DEFENDANTS SENTENCED AFTER CONVICTION BY OFFENSE DURING THE TWELVE MONTH PERIOD ENDED JUNE 30, 1983

TYPE SENTENCE								NATURE OF OFFENSE
PROBATION						FINE ONLY	OTHER6	
TOTAL	1 THRU 12 MONTHS	13 THRU 24 MONTHS	25 THRU 36 MONTHS	37 MONTHS AND OVER	AVERAGE SENTENCE IN MONTHS			
14,097	3,355	2,876	4,134	3,732	33.5	3,220	388	TOTAL
8	-	1	6	1	36.0	1	18	GENERAL OFFENSES.
1	-	1	-	-	24.0	-	8	HOMICIDE.
1	-	-	1	-	36.0	1	10	MURDER-FIRST DEGREE.
6	-	-	5	1	38.0	-	-	MURDER-SECOND DEGREE.
88	-	3	14	71	53.9	-	3	MANSLAUGHTER.
80	-	1	12	67	54.9	-	2	ROBBERY
3	-	1	2	2	44.0	-	-	BANK.
5	-	1	2	2	43.2	-	1	POSTAL.
147	37	34	49	27	30.3	12	4	OTHER.
48	1	13	19	15	38.9	-	-	ASSAULT
7	-	-	2	5	53.1	-	-	BURGLARY.
13	-	1	5	7	45.3	-	-	BANK.
-	-	-	-	-	-	-	-	POSTAL.
28	1	12	12	3	32.4	-	-	INTERSTATE SHIPMENTS.
1,786	493	361	527	405	31.7	114	14	OTHER.
69	11	9	18	31	40.6	1	-	LARCENY AND THEFT
326	19	74	144	89	37.9	1	1	BANK.
177	22	44	67	44	35.8	5	-	POSTAL.
798	335	143	174	146	27.4	67	8	INTERSTATE SHIPMENTS.
175	3	23	78	71	42.8	3	5	OTHER U. S. PROPERTY.
241	103	68	46	24	23.9	37	-	TRANSPORT ETC, STOLEN PROP.
1,372	188	270	493	421	38.1	15	7	OTHER.
789	84	147	298	260	39.5	6	-	EMBEZZLEMENT.
175	45	52	52	26	33.5	-	3	BANK.
408	59	71	143	135	37.3	9	4	POSTAL.
3,193	405	765	1,015	1,008	37.4	165	22	OTHER.
488	46	115	193	134	36.8	19	1	FRAUD.
292	24	75	90	103	39.0	10	4	INCOME TAX.
639	29	114	229	267	42.9	30	3	LENDING INSTITUTION.
13	-	5	1	7	43.8	-	1	POSTAL.
12	-	2	4	6	45.5	-	-	VETERANS AND ALLOTMENTS.
237	36	66	72	63	34.5	3	-	SECURITIES AND EXCHANGE.
7	2	2	1	2	30.9	6	-	SOCIAL SECURITY.
71	8	12	18	33	40.0	-	1	FALSE PERSONATION.
43	2	6	15	20	43.4	1	3	NATIONALITY LAWS.
547	36	130	183	198	40.8	39	2	PASSPORT FRAUD.
844	222	238	209	175	31.0	55	7	FALSE CLAIMS & STATEMENTS.
140	6	29	51	54	40.6	1	-	OTHER.
								AUTO THEFT.

TABLE D-5 DEFENDANTS, U. S. DISTRICT COURTS  
CRIMINAL DEFENDANTS SENTENCED AFTER CONVICTION BY OFFENSE DURING THE TWELVE MONTH PERIOD ENDED JUNE 30, 1983

NATURE OF OFFENSE	TOTAL DEFENDANTS SENTENCED	TOTAL IMPRIS- ONMENT	TYPE SENTENCE								OTHER SENTENCES TO IMPRISONMENT		
			REGULAR SENTENCES TO IMPRISONMENT <sup>1</sup>										
			TOTAL REGULAR	1 THRU 12 MONTHS	13 THRU 35 MONTHS	36 THRU 59 MONTHS	60 MONTHS AND OVER	AVERAGE SENTENCE IN MONTHS <sup>2</sup>	SPLIT SEN- TENCE <sup>3</sup>	INDETER- MINATE <sup>4</sup>	Y. C. A. OR Y. O. <sup>5</sup>		
FORGERY AND COUNTERFEITING . . . .	2,365	1,309	865	151	239	236	239	41.7	320	91	33		
TRANSPORT FORGED SECURITIES	250	176	124	19	24	29	52	54.0	29	23	-		
POSTAL FORGERY . . . . .	167	97	68	11	12	20	25	49.2	24	3	2		
OTHER FORGERY . . . . .	1,174	574	381	64	120	102	95	39.4	155	25	13		
COUNTERFEITING . . . . .	774	462	292	57	83	85	67	37.8	112	40	18		
SEX OFFENSES . . . . .	100	80	52	4	9	8	31	93.1	4	12	12		
RAPE . . . . .	56	50	30	1	5	5	19	115.0	3	7	10		
OTHER . . . . .	44	30	22	3	4	3	12	63.3	1	5	2		
DRUG PREVENTION & CONTROL ACT	7,490	5,449	4,150	447	890	1,011	1,802	63.8	755	437	107		
MARIHUANA . . . . .	3,014	1,921	1,416	197	387	322	510	55.1	339	139	27		
DRUGS . . . . .	3,091	2,493	1,942	173	352	457	960	70.8	278	220	53		
CONTROLLED SUBSTANCES . . . . .	1,385	1,035	792	77	151	232	332	62.2	138	78	27		
MISCELLANEOUS GENERAL OFFENSE	7,345	2,539	1,784	633	431	266	454	43.7	531	172	52		
BRIBERY . . . . .	160	68	39	19	7	4	9	33.2	27	2	-		
DRUNK DRIVING AND TRAFFIC . . . .	4,044	345	196	192	3	1	-	2.2	148	1	-		
ESCAPE . . . . .	592	505	422	226	85	62	49	24.1	43	35	5		
EXTORT RACKETEERING THREATS	574	403	283	34	54	44	151	81.4	60	52	8		
GAMBLING AND LOTTERY . . . . .	118	61	24	9	11	2	2	24.8	36	5	-		
KIDNAPPING . . . . .	62	51	39	1	3	2	33	236.2	1	5	6		
PERJURY . . . . .	92	64	39	12	9	8	10	40.6	18	5	2		
WEAPONS AND FIREARMS . . . . .	1,615	1,022	728	130	257	143	198	43.3	197	69	28		
OTHER . . . . .	88	20	14	10	2	-	2	12.9	1	2	3		
SPECIAL OFFENSES													
IMMIGRATION LAWS . . . . .	2,133	1,157	659	276	217	99	67	24.6	411	74	13		
LIQUOR, INTERNAL REVENUE . . . . .	20	10	8	2	5	-	1	26.3	2	-	-		
FEDERAL STATUTES . . . . .	2,227	589	347	155	57	72	63	33.7	202	34	6		
AGRICULTURAL ACTS . . . . .	294	53	10	6	3	-	1	15.7	43	-	-		
ANTITRUST VIOLATIONS . . . . .	144	31	24	23	1	-	-	3.3	7	-	-		
FOOD AND DRUG ACT . . . . .	84	5	4	2	-	1	1	31.5	1	-	-		
MIGRATORY BIRD LAWS . . . . .	54	1	-	-	-	-	-	-	1	-	-		
MOTOR CARRIER ACT . . . . .	72	5	3	3	-	-	-	4.7	2	-	-		
NATIONAL DEFENSE LAWS . . . . .	9	3	2	1	1	-	-	12.5	-	1	-		
CIVIL RIGHTS . . . . .	58	26	16	6	-	3	7	60.0	6	4	-		
CONTEMPT . . . . .	35	19	17	10	1	5	1	18.1	2	-	-		
CUSTOMS LAWS . . . . .	79	23	7	1	3	1	2	33.4	14	2	-		
POSTAL LAWS . . . . .	415	73	50	39	2	6	3	16.9	23	-	-		
OTHER . . . . .	983	350	214	64	46	56	48	41.8	103	27	6		

TABLE D-5 DEFENDANTS, U. S. DISTRICT COURTS  
CRIMINAL DEFENDANTS SENTENCED AFTER CONVICTION BY OFFENSE DURING THE TWELVE MONTH PERIOD ENDED JUNE 30, 1983

TYPE SENTENCE								NATURE OF OFFENSE
TOTAL	PROBATION					FINE ONLY	OTHER6	
	1 THRU 12 MONTHS	13 THRU 24 MONTHS	25 THRU 36 MONTHS	37 MONTHS AND OVER	AVERAGE SENTENCE IN MONTHS			
1,047	48	226	477	296	39.4	4	5	FORGERY AND COUNTERFEITING.
74	5	10	26	33	47.0	-	-	TRANSPORT FORGED SECURITIES
68	-	13	38	17	39.4	2	-	POSTAL FORGERY.
596	30	149	266	151	38.1	1	3	OTHER FORGERY.
309	13	54	147	95	40.0	1	2	COUNTERFEITING.
19	4	2	7	6	37.3	-	1	SEX OFFENSES.
5	-	1	2	2	43.2	-	1	RAPE.
14	4	1	5	4	35.1	-	-	OTHER.
1,893	582	243	479	589	33.7	108	40	DRUG PREVENTION & CONTROL ACT
973	463	124	153	233	27.9	94	26	MARIHUANA.
583	66	77	199	241	40.8	8	7	DRUGS.
337	53	42	127	115	38.0	6	7	CONTROLLED SUBSTANCES.
2,203	1,082	373	406	342	23.8	2,407	196	MISCELLANEOUS GENERAL OFFENSE
82	7	22	31	22	36.7	9	1	BRIBERY.
1,207	994	175	31	7	11.1	2,321	171	DRUNK DRIVING AND TRAFFIC.
78	8	18	18	34	40.3	3	6	ESCAPE
162	7	27	66	62	41.1	9	-	EXTORT RACKETEERING THREATS
52	5	10	17	20	39.9	5	-	GAMBLING AND LOTTERY.
2	-	-	1	1	48.0	-	9	KIDNAPPING.
28	3	6	11	8	37.3	-	-	PERJURY.
555	29	111	227	188	40.4	30	8	WEAPONS AND FIREARMS.
37	29	4	4	-	13.4	30	1	OTHER.
920	102	191	299	328	38.6	11	45	SPECIAL OFFENSES.
10	1	2	7	-	31.2	-	-	IMMIGRATION LAWS.
1,223	406	363	285	169	27.0	382	33	LIQUOR, INTERNAL REVENUE.
164	68	63	24	9	21.9	71	6	FEDERAL STATUTES.
39	6	16	9	8	31.8	74	-	AGRICULTURAL ACTS.
27	9	10	3	5	26.2	52	-	ANTITRUST VIOLATIONS.
37	12	20	3	2	22.7	16	-	FOOD AND DRUG ACT.
38	3	13	13	9	35.5	29	-	MIGRATORY BIRD LAWS.
5	-	2	2	1	36.0	1	-	MOTOR CARRIER ACT.
26	12	3	5	6	28.5	-	6	NATIONAL DEFENSE LAWS.
10	6	1	2	1	21.0	6	-	CIVIL RIGHTS.
43	2	21	12	8	32.8	13	-	CONTEMPT.
328	154	96	62	16	20.9	8	6	CUSTOMS LAWS.
506	134	118	150	104	31.3	112	15	POSTAL LAWS.
								OTHER.

1. INCLUDES SENTENCES OF MORE THAN 6 MONTHS WHICH ARE TO BE FOLLOWED BY A TERM OF PROBATION (MIXED SENTENCES).  
2. EXCLUDES SPLIT SENTENCES, INDETERMINATE SENTENCES, YOUTH CORRECTIONS ACT/OFFENDER SENTENCES, AND LIFE SENTENCES INCLUDED IN THE CATEGORY OF OTHER.  
3. A SPLIT SENTENCE IS A SENTENCE ON A 1 COUNT INDICTMENT OF 6 MONTHS OR LESS IN A JAIL TYPE INSTITUTION FOLLOWED BY A TERM OF PROBATION, 18 U.S.C. 3651. INCLUDED IN THESE FIGURES ARE MIXED SENTENCES INVOLVING CONFINEMENT FOR 6 MONTHS OR LESS ON 1 COUNT, TO BE FOLLOWED BY A TERM OF PROBATION ON 1 OR MORE OTHER COUNTS.  
4. TITLE 18 U.S.C. 4205 B (1) AND (2).  
5. TITLE 18 U.S.C. 5010 (B) (C).  
6. INCLUDES DEPORTATION, SUSPENDED SENTENCES, IMPRISONMENT FOR FOUR DAYS OR LESS OR FOR TIME ALREADY SERVED, REMITTED AND SUSPENDED FINES, AND LIFE SENTENCES.

TABLE D-6 DEFENDANTS, U.S. DISTRICT COURTS  
 MEDIAN TIME INTERVALS FROM FILING TO DISPOSITION OF CRIMINAL DEFENDANTS DISPOSED OF BY DISTRICT  
 DURING THE TWELVE MONTH PERIOD ENDED JUNE 30, 1983

CIRCUIT AND DISTRICT	TOTAL		DISMISSED		PLEA OF GUILTY		COURT TRIAL		JURY TRIAL	
	NUMBER	MEDIAN (MOS.)	NUMBER	MEDIAN (MOS.)	NUMBER	MEDIAN (MOS.)	NUMBER	MEDIAN (MOS.)	NUMBER	MEDIAN (MOS.)
TOTAL .....	43,329	4.3	6,566	4.1	30,523	4.1	1,567	4.8	4,673	6.2
DC .....	469	3.8	39	4.0	384	3.7	11	5.0	35	8.0
1ST .....	1,259	4.9	192	4.8	849	4.6	43	8.5	175	7.1
ME .....	158	5.6	22	7.0	108	4.7	5	-	23	29.2
MA .....	500	5.4	50	6.8	336	4.9	17	5.9	97	7.3
NH .....	60	5.2	2	-	47	4.9	3	-	8	-
RI .....	117	6.8	25	5.8	68	6.2	12	9.7	12	10.0
PR .....	424	4.1	93	3.8	290	4.0	6	-	35	4.8
2ND .....	2,847	5.7	296	8.3	2,058	5.0	78	7.9	415	7.5
CT .....	325	7.6	38	9.5	236	6.8	23	9.2	28	8.9
NY,N .....	159	5.1	20	21.0	108	3.8	1	-	30	6.0
NY,E .....	871	5.5	90	10.7	632	5.0	11	9.5	138	6.9
NY,S .....	1,171	5.4	106	6.3	866	4.8	37	7.3	162	7.3
NY,W .....	253	5.8	22	11.0	179	4.9	5	-	47	8.7
VT .....	68	5.7	20	9.0	37	4.8	1	-	10	13.0
3RD .....	2,401	5.0	345	4.9	1,575	4.7	71	5.2	410	6.6
DE .....	72	4.4	15	4.2	53	4.5	-	-	4	-
NJ .....	754	5.1	86	4.8	506	4.9	50	4.4	112	7.1
PA,E .....	687	5.2	78	5.6	458	4.7	10	9.0	141	7.2
PA,M .....	247	4.5	34	4.7	180	4.1	-	-	33	7.7
PA,W .....	321	5.9	36	6.8	215	5.7	3	-	67	6.5
VI .....	320	4.5	96	4.0	163	4.5	8	-	53	4.8

TABLE D-6 DEFENDANTS, U.S. DISTRICT COURTS  
MEDIAN TIME INTERVALS FROM FILING TO DISPOSITION OF CRIMINAL DEFENDANTS DISPOSED OF BY DISTRICT  
DURING THE TWELVE MONTH PERIOD ENDED JUNE 30, 1983

CIRCUIT AND DISTRICT	TOTAL		DISMISSED		PLEA OF GUILTY		COURT TRIAL		JURY TRIAL	
	NUMBER	MEDIAN (MOS.)	NUMBER	MEDIAN (MOS.)	NUMBER	MEDIAN (MOS.)	NUMBER	MEDIAN (MOS.)	NUMBER	MEDIAN (MOS.)
4TH .....	5,708	3.3	1,028	3.0	4,008	3.3	268	2.2	404	5.2
MD .....	1,399	3.9	236	2.1	1,042	4.0	24	5.8	97	6.8
NC,E .....	475	3.8	123	17.3	297	3.3	18	4.0	37	5.4
NC,M .....	224	3.7	17	3.7	197	3.7	3	-	17	4.0
NC,W .....	301	3.5	32	3.6	231	3.5	5	-	33	3.2
SC .....	592	4.2	97	3.9	441	4.2	12	5.3	42	5.0
VA,E .....	2,175	1.9	453	2.1	1,421	1.8	193	1.9	108	4.0
VA,W .....	191	4.3	19	8.3	138	4.0	10	3.0	24	4.7
WV,N .....	152	5.2	18	4.3	107	5.1	-	-	27	6.2
WV,S .....	199	4.3	33	4.3	144	3.9	3	-	19	7.2
5TH .....	5,597	4.2	748	4.8	4,327	3.9	88	4.7	434	6.1
LA,E .....	560	4.7	58	4.7	420	4.6	3	-	79	5.9
LA,M .....	83	5.2	7	-	67	5.1	-	-	9	-
LA,W .....	237	4.7	32	4.2	175	4.5	11	5.0	19	7.3
MS,N .....	88	3.9	11	5.3	59	3.5	-	-	18	7.1
MS,S .....	134	6.0	24	5.5	102	5.7	-	-	8	-
TX,N .....	875	4.4	116	4.9	669	4.2	7	-	83	5.8
TX,E .....	199	4.2	39	5.0	143	3.7	-	-	17	9.3
TX,S .....	2,149	3.7	329	5.4	1,674	3.5	36	4.7	110	6.2
TX,W .....	1,272	4.2	132	3.8	1,018	4.1	31	4.6	91	5.5
6TH .....	3,632	4.6	436	4.5	2,723	4.4	70	5.2	403	6.0
KY,E .....	256	4.9	64	5.2	134	4.8	5	-	53	5.0
KY,W .....	444	3.0	50	4.2	330	2.6	24	3.0	40	5.0
MI,E .....	763	5.4	96	4.2	538	5.3	17	5.9	112	6.0
MI,W .....	238	4.9	21	4.5	187	4.6	2	-	28	8.0
OH,N .....	450	4.7	26	5.0	375	4.5	5	-	44	9.0
OH,S .....	349	4.4	28	4.4	291	4.3	3	-	27	5.2
TN,E .....	313	3.9	28	7.1	258	3.7	-	-	27	5.5
TN,M .....	443	4.5	77	4.6	326	4.3	12	6.3	28	6.0
TN,W .....	376	5.2	46	3.4	284	5.2	2	-	44	6.6

TABLE D-6 DEFENDANTS, U.S. DISTRICT COURTS  
 MEDIAN TIME INTERVALS FROM FILING TO DISPOSITION OF CRIMINAL DEFENDANTS DISPOSED OF BY DISTRICT  
 DURING THE TWELVE MONTH PERIOD ENDED JUNE 30, 1983

CIRCUIT AND DISTRICT	TOTAL		DISMISSED		PLEA OF GUILTY		COURT TRIAL		JURY TRIAL	
	NUMBER	MEDIAN (MOS.)	NUMBER	MEDIAN (MOS.)	NUMBER	MEDIAN (MOS.)	NUMBER	MEDIAN (MOS.)	NUMBER	MEDIAN (MOS.)
7TH . . . . .	2,120	5.1	206	4.9	1,497	4.7	142	6.7	275	7.4
IL,N . . . . .	995	5.3	79	6.6	709	4.7	70	7.2	137	9.0
IL,C . . . . .	278	5.3	25	4.2	189	4.5	10	8.7	54	7.8
IL,S . . . . .	172	4.3	23	4.4	119	4.2	3	-	27	4.7
IN,N . . . . .	130	4.9	21	5.0	80	4.9	4	-	25	4.9
IN,S . . . . .	241	5.3	13	5.7	208	5.2	10	5.6	10	7.0
WI,E . . . . .	220	4.7	35	4.0	163	4.6	8	-	14	5.8
WI,W . . . . .	84	5.5	10	5.0	29	5.3	37	6.0	8	-
8TH . . . . .	2,612	4.2	437	3.1	1,742	4.2	126	4.3	307	5.6
AR,E . . . . .	231	3.8	27	5.1	104	3.7	68	3.5	32	5.2
AR,W . . . . .	125	3.8	10	3.4	90	3.4	7	-	18	5.0
IA,N . . . . .	69	4.3	8	-	60	4.3	-	-	1	-
IA,S . . . . .	168	4.8	11	3.7	127	4.7	9	-	21	5.2
MN . . . . .	377	5.3	18	4.0	297	5.3	8	-	54	5.8
MO,E . . . . .	406	4.4	35	3.7	278	4.1	25	33.2	68	6.4
MO,W . . . . .	786	2.9	271	2.8	468	3.0	2	-	45	5.5
NE . . . . .	120	5.0	11	6.0	97	4.9	2	-	10	5.0
ND . . . . .	124	4.7	11	4.7	90	4.6	3	-	20	5.2
SD . . . . .	206	5.5	35	5.0	131	5.5	2	-	38	5.5
9TH . . . . .	8,900	4.3	1,891	3.9	6,074	4.1	288	5.5	647	5.9
AK . . . . .	227	4.4	46	4.7	160	3.9	2	-	19	6.0
AZ . . . . .	678	4.6	114	4.3	476	4.5	8	-	80	5.8
CA,N . . . . .	720	4.4	93	3.9	555	4.2	21	5.4	51	6.6
CA,E . . . . .	702	5.8	165	5.5	458	5.5	10	9.0	69	6.9
CA,C . . . . .	1,324	4.6	116	3.7	936	4.5	99	5.1	173	5.4
CA,S . . . . .	1,272	4.8	170	4.2	984	4.7	53	5.8	65	6.6
HI . . . . .	1,923	2.7	759	3.4	1,117	2.2	15	5.7	32	5.8
ID . . . . .	125	4.8	13	6.5	98	4.6	4	-	10	6.6
MT . . . . .	179	4.9	65	5.0	97	4.9	2	-	15	4.8
NV . . . . .	345	5.8	60	5.8	244	5.6	12	5.6	29	10.3
OR . . . . .	213	5.6	37	8.0	136	4.8	8	-	32	7.2
WA,E . . . . .	214	3.9	55	3.7	121	3.7	9	-	29	5.1
WA,W . . . . .	907	3.3	170	3.6	654	3.1	44	4.0	39	5.4
GUAM . . . . .	55	6.3	25	14.5	28	4.6	1	-	1	-
NMI . . . . .	16	5.7	3	-	10	5.2	-	-	3	-

TABLE D-6 DEFENDANTS, U. S. DISTRICT COURTS  
 MEDIAN TIME INTERVALS FROM FILING TO DISPOSITION OF CRIMINAL DEFENDANTS DISPOSED OF BY DISTRICT  
 DURING THE TWELVE MONTH PERIOD ENDED JUNE 30, 1983

CIRCUIT AND DISTRICT	TOTAL		DISMISSED		PLEA OF GUILTY		COURT TRIAL		JURY TRIAL	
	NUMBER	MEDIAN (MOS.)	NUMBER	MEDIAN (MOS.)	NUMBER	MEDIAN (MOS.)	NUMBER	MEDIAN (MOS.)	NUMBER	MEDIAN (MOS.)
10TH . . . . .	2,253	3.9	333	4.2	1,653	3.7	60	5.1	207	5.5
CO . . . . .	379	4.5	80	7.0	247	4.2	12	4.6	40	5.5
KS . . . . .	321	4.4	66	4.0	212	4.4	6	-	37	5.7
NM . . . . .	284	4.4	39	4.3	191	4.0	21	6.7	33	5.6
OK,N . . . . .	184	3.7	25	3.5	128	3.5	2	-	29	7.4
OK,E . . . . .	155	3.8	29	3.1	112	3.9	5	-	9	-
OK,W . . . . .	654	2.9	57	4.3	566	2.6	6	-	25	4.7
UT . . . . .	177	4.4	26	4.7	123	4.2	8	-	20	4.7
WY . . . . .	99	4.1	11	3.7	74	3.8	-	-	14	7.0
11TH . . . . .	5,531	4.4	615	4.9	3,633	3.8	322	2.7	961	6.5
AL,N . . . . .	586	2.5	64	2.6	462	2.4	5	-	55	3.8
AL,M . . . . .	336	3.0	43	2.9	212	2.8	29	1.9	52	4.6
AL,S . . . . .	160	6.1	16	4.7	84	5.1	5	-	55	7.4
FL,N . . . . .	182	5.4	28	4.0	87	4.6	2	-	65	6.2
FL,M . . . . .	617	4.9	65	4.6	395	4.6	28	5.3	129	6.7
FL,S . . . . .	1,975	5.7	237	7.1	1,216	5.2	81	6.3	441	7.0
GA,N . . . . .	652	4.8	85	6.0	440	4.2	18	7.0	109	7.5
GA,M . . . . .	766	1.6	26	4.7	610	1.6	111	1.5	19	5.7
GA,S . . . . .	257	4.1	51	3.4	127	4.2	43	2.6	36	4.9

Note: Medians computed only where there are ten or more defendants.



TABLE D-7 DEFENDANTS, U.S. DISTRICT COURTS  
DISPOSITION OF ALL DEFENDANTS SHOWING TYPE OF SENTENCE BY DISTRICT DURING THE TWELVE MONTH PERIOD ENDED JUNE 30, 1983

CIRCUIT AND DISTRICT	TOTAL DEFEN- DANTS	NOT CONVICTED				CONVICTED AND SENTENCED					TYPE SENTENCE	
		TOTAL	DIS- MISSED	ACQUITTED BY		TOTAL	PLEA OF GUILTY	NOLO CON- TENDERE	CONVICTED BY		FINE ONLY	OTHER <sup>1</sup>
				COURT	JURY				COURT	JURY		
TOTAL . . . .	43,329	7,738	6,566	281	891	35,591	29,814	709	1,286	3,782	3,220	388
DC . . . . .	469	48	39	2	7	421	384	-	9	28	4	5
1ST . . . . .	1,259	233	192	6	35	1,026	846	3	37	140	55	3
ME . . . . .	158	23	22	1	-	135	106	2	4	23	29	-
MA . . . . .	500	76	50	3	23	424	335	1	14	74	6	3
NH . . . . .	60	2	2	-	-	58	47	-	3	8	-	-
RI . . . . .	117	30	25	-	5	87	68	-	12	7	1	-
PR . . . . .	424	102	93	2	7	322	290	-	4	28	19	-
2ND . . . . .	2,847	387	296	9	82	2,460	2,039	19	69	333	42	27
CT . . . . .	325	41	38	1	2	284	234	2	22	26	-	2
NY,N. . . . .	159	25	20	-	5	134	108	-	1	25	1	-
NY,E. . . . .	871	115	90	-	25	756	629	3	11	113	15	5
NY,S. . . . .	1,171	149	106	6	37	1,022	854	12	31	125	16	12
NY,W. . . . .	253	37	22	2	13	216	177	2	3	34	5	3
VT . . . . .	68	20	20	-	-	48	37	-	1	10	5	5
3RD . . . . .	2,401	448	345	8	95	1,953	1,558	17	63	315	70	8
DE . . . . .	72	15	15	-	-	57	52	1	-	4	-	-
NJ . . . . .	754	119	86	4	29	635	500	6	46	83	31	-
PA,E. . . . .	687	117	78	2	37	570	450	8	8	104	19	2
PA,M. . . . .	247	37	34	-	3	210	179	1	-	30	16	2
PA,W. . . . .	321	50	36	1	13	271	214	1	2	54	4	2
VI . . . . .	320	110	96	1	13	210	163	-	7	40	-	2

TABLE D-7 DEFENDANTS, U.S. DISTRICT COURTS  
DISPOSITION OF ALL DEFENDANTS SHOWING TYPE OF SENTENCE BY DISTRICT DURING THE TWELVE MONTH PERIOD ENDED JUNE 30, 1983

TYPE SENTENCE (CONTINUED)																	CIRCUIT AND DISTRICT
TOTAL IMPRIS- ONMENT	REGULAR IMPRISONMENT (MONTHS)						OTHER SENTENCES TO IMPRISONMENT			PROBATION (MONTHS)							
	TOTAL <sup>2</sup>	1 THRU 12	13 THRU 35	36 THRU 59	60 AND OVER	AVG. SEN- TENCE <sup>3</sup>	SPLIT SEN- TENCE <sup>4</sup>	INDE- TERMI- NATE <sup>5</sup>	YCA OR YO <sup>6</sup>	TOTAL	1 THRU 12	13 THRU 24	25 THRU 36	37 AND OVER	AVG. SEN- TENCE <sup>3</sup>		
17,886	11,979	2,503	2,671	2,543	4,262	57.2	3,973	1,498	438	14,097	3,355	2,876	4,134	3,732	33.5	.. TOTAL	
202	133	35	26	30	42	40.8	32	28	9	210	43	48	89	30	31.1	..... DC	
594	446	73	176	100	97	38.9	118	6	24	374	32	188	117	37	30.3	.... 1ST	
67	52	4	18	5	25	51.9	15	-	-	39	3	28	4	4	32.2	..... ME	
251	165	39	58	43	25	33.3	74	3	9	164	9	102	47	6	28.6	..... MA	
23	16	7	5	-	4	-	6	-	1	35	3	11	11	10	36.5	..... NH	
56	41	8	15	5	13	44.0	13	-	2	30	11	16	3	-	19.2	..... RI	
197	172	15	80	47	30	39.7	10	3	12	106	6	31	52	17	33.4	..... PR	
1,368	1,053	221	190	244	398	56.4	291	10	14	1,023	218	248	316	241	32.7	.... 2ND	
179	129	33	33	22	41	52.0	48	2	-	103	14	39	25	25	33.0	..... CT	
86	61	16	14	11	20	40.3	23	2	-	47	13	10	15	9	30.5	..... NY,N	
478	393	55	55	124	159	55.8	78	3	4	258	32	58	82	86	37.7	..... NY,E	
503	370	79	72	72	147	65.8	124	2	7	491	126	124	147	94	30.2	..... NY,S	
92	76	23	13	13	27	45.2	13	-	3	116	32	14	44	26	32.5	..... NY,W	
30	24	15	3	2	4	-	5	1	-	8	1	3	3	1	30.0	..... VT	
1,087	795	172	160	152	311	62.9	249	21	22	788	109	175	232	272	38.2	.... 3RD	
36	26	1	10	6	9	45.6	8	-	2	21	10	-	6	5	27.4	..... DE	
356	267	67	63	42	95	59.3	78	2	9	248	33	62	91	62	35.4	..... NJ	
277	202	43	42	35	82	69.7	57	16	2	272	25	22	73	152	47.8	..... PA,E	
114	83	30	11	23	19	40.4	26	-	5	78	11	42	19	6	27.8	..... PA,M	
160	123	16	16	31	60	72.5	30	3	4	105	4	23	35	43	40.9	..... PA,W	
144	94	15	18	15	46	70.7	50	-	-	64	26	26	8	4	20.5	..... VT	

TABLE D-7 DEFENDANTS. U.S. DISTRICT COURTS  
DISPOSITION OF ALL DEFENDANTS SHOWING TYPE OF SENTENCE BY DISTRICT DURING THE TWELVE MONTH PERIOD ENDED JUNE 30, 1983

CIRCUIT AND DISTRICT	TOTAL DEFEN- DANTS	NOT CONVICTED				CONVICTED AND SENTENCED					TYPE SENTENCE	
		TOTAL	DIS- MISSED	ACQUITTED BY		TOTAL	PLEA OF GUILTY	NOLO CON- TENDERE	CONVICTED BY		FINE ONLY	OTHER <sup>1</sup>
				COURT	JURY				COURT	JURY		
4TH . . . .	5,708	1,156	1,028	53	75	4,552	3,977	31	215	329	552	62
MD . . . . .	1,399	251	236	2	13	1,148	1,037	5	22	84	110	14
NC,E . . . . .	475	132	123	4	5	343	295	2	14	32	14	9
NC,M . . . . .	224	22	17	1	4	202	186	1	2	13	1	-
NC,W . . . . .	301	38	32	-	6	263	224	7	5	27	6	-
SC . . . . .	592	117	97	3	17	475	439	2	9	25	16	10
VA,E . . . . .	2,175	506	453	39	14	1,669	1,412	9	154	94	385	29
VA,W . . . . .	191	30	19	3	8	161	133	5	7	16	3	-
WV,N . . . . .	152	23	18	-	5	129	107	-	-	22	1	-
WV,S . . . . .	199	37	33	1	3	162	144	-	2	16	16	-
5TH . . . . .	5,597	856	748	20	88	4,741	4,270	57	68	346	189	37
LA,E . . . . .	560	72	58	-	14	488	417	3	3	65	2	1
LA,M . . . . .	83	9	7	-	2	74	66	1	-	7	-	2
LA,W . . . . .	237	39	32	3	4	198	175	-	8	15	17	1
MS,N . . . . .	88	16	11	-	5	72	59	-	-	13	4	-
MS,S . . . . .	134	26	24	-	2	108	92	10	-	6	1	1
TX,N . . . . .	875	127	116	1	10	748	660	9	6	73	34	1
TX,E . . . . .	199	40	39	-	1	159	141	2	-	18	7	1
TX,S . . . . .	2,149	376	329	12	35	1,773	1,658	16	24	75	42	8
TX,W . . . . .	1,272	151	132	4	15	1,121	1,002	16	27	76	82	22
6TH . . . . .	3,632	531	436	22	73	3,101	2,697	26	48	330	86	18
KY,E . . . . .	256	74	64	-	10	182	130	4	5	43	3	1
KY,W . . . . .	444	68	50	9	9	376	324	6	15	31	43	3
MI,E . . . . .	763	126	96	8	22	637	537	1	9	90	5	1
MI,W . . . . .	238	26	21	-	5	212	186	1	2	23	6	-
OH,N . . . . .	450	31	26	1	4	419	369	6	4	40	6	5
OH,S . . . . .	349	37	28	-	9	312	287	4	3	18	8	7
TN,E . . . . .	313	30	28	-	2	283	258	-	-	25	3	-
TN,M . . . . .	443	85	77	4	4	358	326	-	8	24	11	-
TN,W . . . . .	376	54	46	-	8	322	280	4	2	36	1	1

TABLE D-7 DEFENDANTS, U.S. DISTRICT COURTS  
DISPOSITION OF ALL DEFENDANTS SHOWING TYPE OF SENTENCE BY DISTRICT DURING THE TWELVE MONTH PERIOD ENDED JUNE 30, 1983

TYPE SENTENCE (CONTINUED)																	CIRCUIT AND DISTRICT
TOTAL IMPRIS- ONMENT	REGULAR IMPRISONMENT (MONTHS)						OTHER SENTENCES TO IMPRISONMENT			PROBATION (MONTHS)							
	TOTAL <sup>2</sup>	1 THRU 12	13 THRU 36	36 THRU 59	60 AND OVER	AVG. SEN- TENCE <sup>3</sup>	SPLIT SEN- TENCE <sup>4</sup>	INDE- TERMI- NATE <sup>5</sup>	YCA OR YO <sup>6</sup>	TOTAL	1 THRU 12	13 THRU 24	25 THRU 36	37 AND OVER	AVG. SEN- TENCE <sup>3</sup>		
1,894	1,272	438	207	204	423	55.6	383	184	55	2,044	837	390	453	364	27.6	.... 4TH	
425	225	44	47	43	91	77.1	114	65	21	599	240	186	100	73	24.1	.... MD	
152	78	17	5	17	39	82.5	50	22	2	168	46	33	21	68	37.1	.... NC,E	
127	92	18	33	11	30	67.6	25	3	7	74	2	1	20	51	50.9	.... NC,M	
116	108	30	14	19	43	63.9	4	1	5	141	18	40	72	11	30.9	.... NC,W	
260	208	19	42	59	88	63.9	21	27	4	189	5	26	81	77	45.6	.... SC	
616	464	293	43	36	92	30.5	131	17	4	639	499	65	44	31	16.5	.... VA,E	
51	21	3	6	4	8	-	1	23	6	107	7	23	72	5	32.5	.... VA,W	
63	38	4	4	10	20	93.3	13	7	5	65	3	7	28	27	41.8	.... WV,N	
84	40	10	13	5	12	39.6	24	19	1	62	17	9	15	21	35.3	.... WV,S	
2,340	1,559	248	349	398	564	54.3	552	167	62	2,175	268	351	682	874	39.9	.... 5TH	
313	241	46	50	49	96	56.4	56	9	7	172	18	31	56	67	40.2	.... LA,E	
48	31	7	7	8	9	59.2	16	-	1	24	4	4	9	7	36.8	.... LA,M	
77	43	7	15	12	9	44.2	27	7	-	103	25	10	27	41	38.3	.... LA,W	
40	27	-	5	10	12	77.0	8	1	4	28	4	4	13	7	34.7	.... MS,N	
52	28	-	6	9	13	79.7	20	2	2	54	7	2	23	22	42.1	.... MS,S	
460	371	61	81	85	144	52.5	66	10	13	253	9	70	122	52	36.7	.... TX,N	
88	68	5	12	21	30	70.1	18	2	-	63	7	2	33	21	40.5	.... TX,E	
670	395	63	102	117	113	44.0	220	42	13	1,053	115	187	343	408	39.3	.... TX,S	
592	355	59	71	87	138	60.3	121	94	22	425	79	41	56	249	43.7	.... TX,W	
1,660	1,110	245	289	228	348	52.2	384	135	31	1,337	345	372	429	191	29.3	.... 6TH	
145	103	11	21	30	41	72.6	37	2	3	33	1	5	10	17	44.9	.... KY,E	
167	93	31	14	20	28	43.0	25	43	6	163	112	32	4	15	18.6	.... KY,W	
433	296	85	101	53	57	37.5	103	30	4	198	9	54	105	30	34.5	.... MI,E	
82	51	11	14	13	13	49.2	23	8	-	124	12	26	54	32	36.5	.... MI,W	
187	133	7	27	32	67	85.8	35	17	2	221	7	44	122	48	37.5	.... OH,N	
178	132	24	30	29	49	56.5	42	2	2	119	24	29	48	18	33.6	.... OH,S	
174	103	17	25	14	47	61.2	36	26	9	106	26	51	15	14	27.5	.... TN,E	
160	95	22	23	21	29	45.0	59	4	2	187	108	43	24	12	19.6	.... TN,M	
134	104	37	34	16	17	32.9	24	3	3	186	46	88	47	5	24.0	.... TN,W	

TABLE D-7 DEFENDANTS. U.S. DISTRICT COURTS  
DISPOSITION OF ALL DEFENDANTS SHOWING TYPE OF SENTENCE BY DISTRICT DURING THE TWELVE MONTH PERIOD ENDED JUNE 30, 1983

CIRCUIT AND DISTRICT	TOTAL DEFEN- DANTS	NOT CONVICTED				CONVICTED AND SENTENCED					TYPE SENTENCE	
		TOTAL	DIS- MISSED	ACQUITTED BY		TOTAL	PLEA OF GUILTY	NOLO CON- TENDERE	CONVICTED BY		FINE ONLY	OTHER <sup>1</sup>
				COURT	JURY				COURT	JURY		
7TH . . . .	2,120	273	206	23	44	1,847	1,488	9	119	231	23	12
IL,N . . . . .	995	120	79	14	27	875	705	4	56	110	5	5
IL,C . . . . .	278	32	25	4	3	246	189	-	6	51	1	-
IL,S . . . . .	172	30	23	2	5	142	118	1	1	22	1	3
IN,N . . . . .	130	25	21	-	4	105	80	-	4	21	-	-
IN,S . . . . .	241	16	13	1	2	225	207	1	9	8	10	-
WI,E . . . . .	220	37	35	2	-	183	160	3	6	14	5	3
WI,W . . . . .	84	13	10	-	3	71	29	-	37	5	1	1
8TH . . . . .	2,612	528	437	20	71	2,084	1,694	48	106	236	52	10
AR,E . . . . .	231	33	27	1	5	198	104	-	67	27	3	-
AR,W . . . . .	125	10	10	-	-	115	89	1	7	18	6	1
IA,N . . . . .	69	8	8	-	-	61	59	1	-	1	6	-
IA,S . . . . .	168	15	11	3	1	153	127	-	6	20	11	-
MN . . . . .	377	34	18	-	16	343	297	-	8	38	6	3
MO,E . . . . .	406	61	35	15	11	345	278	-	10	57	6	1
MO,W . . . . .	786	286	271	-	15	500	442	26	2	30	2	2
NE . . . . .	120	17	11	-	6	103	85	12	2	4	2	-
ND . . . . .	124	17	11	-	6	107	85	5	3	14	4	3
SD . . . . .	206	47	35	1	11	159	128	3	1	27	6	-
9TH . . . . .	8,900	2,036	1,891	30	115	6,864	5,931	83	258	532	1,187	166
AK . . . . .	227	48	46	-	2	179	129	31	2	17	53	1
AZ . . . . .	678	143	114	1	28	535	472	4	7	52	13	-
CAN . . . . .	720	100	93	-	7	620	548	7	21	44	14	4
CA,E . . . . .	702	172	165	-	7	530	446	12	10	62	10	4
CAC . . . . .	1,324	148	16	8	24	1,176	933	3	91	149	4	3
CAS . . . . .	1,272	175	170	-	5	1,097	975	9	53	60	14	9
HI . . . . .	1,923	770	759	5	6	1,153	1,110	7	10	26	692	133
ID . . . . .	125	15	13	1	1	110	98	-	3	9	6	-
MT . . . . .	179	68	65	-	3	111	93	4	2	12	8	-
NV . . . . .	345	78	60	6	12	267	240	4	6	17	9	2
OR . . . . .	213	41	37	-	4	172	134	2	8	28	-	-
WA,E . . . . .	214	63	55	1	7	151	121	-	8	22	2	4
WA,W . . . . .	907	184	170	7	7	723	654	-	37	32	361	6
GUAM . . . . .	55	26	25	1	-	29	28	-	-	1	1	-
NMI . . . . .	16	5	3	-	2	11	10	-	-	1	-	-

TABLE D-7 DEFENDANTS, U.S. DISTRICT COURTS  
DISPOSITION OF ALL DEFENDANTS SHOWING TYPE OF SENTENCE BY DISTRICT DURING THE TWELVE MONTH PERIOD ENDED JUNE 30, 1983

TYPE SENTENCE (CONTINUED)																	CIRCUIT AND DISTRICT
TOTAL IMPRIS- ONMENT	REGULAR IMPRISONMENT (MONTHS)						OTHER SENTENCES TO IMPRISONMENT			PROBATION (MONTHS)							
	TOTAL <sup>2</sup>	1 THRU 12	13 THRU 36	36 THRU 60	60 AND OVER	AVG. SEN- TENCE <sup>3</sup>	SPLIT SEN- TENCE <sup>4</sup>	INDE- TERMI- NATE <sup>5</sup>	YCA OR YO <sup>6</sup>	TOTAL	1 THRU 12	13 THRU 24	25 THRU 36	37 AND OVER	AVG. SEN- TENCE <sup>3</sup>		
947	646	122	131	136	257	65.0	218	64	19	865	137	181	258	289	36.6	..... 7TH	
386	257	53	75	45	84	55.5	92	31	6	479	38	66	151	224	42.0	..... IL,N	
130	95	14	7	23	51	81.0	24	10	1	115	31	19	31	34	33.5	..... IL,C	
103	81	8	16	16	41	82.2	17	3	2	35	16	9	3	8	26.2	..... IL,S	
72	51	6	5	21	19	98.1	14	3	4	33	6	12	12	3	28.4	..... IN,N	
126	87	25	15	18	29	46.3	30	4	5	89	27	28	27	7	25.6	..... IN,S	
84	58	13	7	10	28	62.7	22	3	1	91	17	37	25	12	32.3	..... WI,E	
46	17	3	6	3	5	-	19	10	-	23	3	10	9	1	27.0	..... WI,W	
1,265	764	149	175	172	268	58.1	421	45	35	757	230	186	222	119	27.5	..... 8TH	
119	74	16	20	22	16	38.2	44	-	1	76	5	19	44	8	32.8	..... AR,E	
62	36	4	10	10	12	49.4	26	-	-	46	5	14	21	6	35.6	..... AR,W	
25	16	4	1	1	10	-	7	-	2	30	6	5	15	4	31.0	..... IA,N	
89	56	27	14	3	12	27.0	31	2	-	53	15	21	14	3	24.3	..... IA,S	
247	183	33	55	44	51	48.5	61	1	2	87	17	44	23	3	25.7	..... MN	
255	201	7	35	56	103	79.5	35	1	18	83	3	7	28	45	50.5	..... MO,E	
255	62	19	8	13	22	64.9	159	30	4	241	169	24	31	17	12.5	..... MO,W	
71	38	14	7	1	16	65.8	28	3	2	30	5	7	3	15	40.3	..... NE	
59	39	12	12	7	8	37.6	13	7	-	41	2	20	13	6	35.0	..... ND	
83	59	13	13	15	18	65.7	17	1	6	70	3	25	30	12	33.7	..... SD	
3,092	1,719	449	344	294	632	60.3	778	504	91	2,419	562	378	761	718	36.3	..... 9TH	
44	17	3	5	7	2	-	27	-	-	81	27	28	22	4	24.1	..... AK	
312	173	53	41	35	44	43.5	51	72	16	210	26	32	90	62	38.9	..... AZ	
329	236	50	54	43	89	61.5	77	6	10	273	56	36	80	101	42.1	..... CA,N	
338	227	34	43	30	120	82.9	63	31	17	178	16	29	54	79	41.8	..... CA,E	
746	350	60	52	55	183	76.5	190	184	22	423	25	43	190	165	43.4	..... CA,C	
635	296	151	82	27	36	25.1	189	146	4	439	27	81	176	95	35.1	..... CA,S	
83	24	9	2	8	5	-	30	25	4	245	201	13	3	28	18.3	..... HI	
56	32	7	8	9	8	39.2	24	-	-	48	5	6	26	11	36.3	..... ID	
40	23	6	2	4	11	-	15	1	1	63	8	18	20	17	35.7	..... MT	
109	72	6	10	27	29	66.5	24	7	6	147	44	30	29	44	33.9	..... NV	
123	70	16	7	11	36	100.2	28	20	5	49	-	2	-	47	58.5	..... OR	
64	46	31	5	5	5	24.5	7	8	3	81	10	22	27	22	35.3	..... WA,E	
192	140	21	29	31	59	75.5	47	2	3	164	53	35	40	36	30.6	..... WA,W	
12	8	-	3	1	4	-	2	2	-	16	4	3	2	7	38.3	..... GUAM	
9	5	2	1	1	1	-	4	-	-	2	-	-	2	-	36.0	..... NM	

TABLE D-7 DEFENDANTS. U.S. DISTRICT COURTS  
DISPOSITION OF ALL DEFENDANTS SHOWING TYPE OF SENTENCE BY DISTRICT DURING THE TWELVE MONTH PERIOD ENDED JUNE 30, 1983

CIRCUIT AND DISTRICT	TOTAL DEFEN- DANTS	NOT CONVICTED				CONVICTED AND SENTENCED					TYPE SENTENCE	
		TOTAL	DIS- MISSED	ACQUITTED BY		TOTAL	PLEA OF GUILTY	NOLO CON- TENDERE	CONVICTED BY		FINE ONLY	OTHER¹
				COURT	JURY				COURT	JURY		
10TH ...	2,253	388	333	9	46	1,865	1,633	20	51	161	326	13
CO .....	379	91	80	2	9	288	241	6	10	31	19	2
KS .....	321	73	66	-	7	248	211	1	6	30	8	1
NM .....	284	52	39	1	12	232	189	2	20	21	8	3
OK,N .....	184	29	25	-	4	155	126	2	2	25	2	-
OK,E .....	155	32	29	1	2	123	111	1	4	7	1	2
OK,W .....	654	61	57	-	4	593	559	7	6	21	276	-
UT .....	177	37	26	5	6	140	123	-	3	14	10	5
WY .....	99	13	11	-	2	86	73	1	-	12	2	-
11TH ...	5,531	854	615	79	160	4,677	3,237	396	243	801	634	27
AL,N .....	586	79	64	1	14	507	461	1	4	41	18	2
AL,M .....	336	57	43	1	13	279	211	1	28	39	79	2
AL,S .....	160	24	16	1	7	136	82	2	4	48	-	1
FL,N .....	182	30	28	-	2	152	87	-	2	60	5	1
FL,M .....	617	81	65	1	15	536	390	5	27	114	9	-
FL,S .....	1,975	331	237	13	81	1,644	1,210	6	68	360	4	18
GA,N .....	652	96	85	-	11	556	432	8	18	98	15	3
GA,M .....	766	88	26	55	7	678	239	371	56	12	471	-
GA,S .....	257	68	51	7	10	189	125	2	36	26	33	-

TABLE D-7 DEFENDANTS, U.S. DISTRICT COURTS  
DISPOSITION OF ALL DEFENDANTS SHOWING TYPE OF SENTENCE BY DISTRICT DURING THE TWELVE MONTH PERIOD ENDED JUNE 30, 1983

TYPE SENTENCE (CONTINUED)																	CIRCUIT AND DISTRICT
TOTAL IMPRIS- ONMENT	REGULAR IMPRISONMENT (MONTHS)						OTHER SENTENCES TO IMPRISONMENT			PROBATION (MONTHS)							
	TOTAL <sup>2</sup>	1 THRU 12	13 THRU 36	36 THRU 59	60 AND OVER	AVG. SEN- TENCE <sup>3</sup>	SPLIT SEN- TENCE <sup>4</sup>	INDE- TERMI- NATE <sup>5</sup>	YCA OR YO <sup>6</sup>	TOTAL	1 THRU 12	13 THRU 24	25 THRU 36	37 AND OVER	AVG. SEN- TENCE <sup>3</sup>		
872	545	106	155	127	157	51.3	147	148	32	654	119	143	231	161	33.4	... 10TH	
134	97	20	16	21	40	65.4	29	1	7	133	22	21	49	41	36.1	.... CO	
136	57	33	6	6	12	31.6	24	48	7	103	25	32	31	15	29.5	.... KS	
137	107	10	36	31	30	48.5	23	1	6	84	14	15	33	22	35.1	.... NM	
80	67	3	26	21	17	54.0	9	2	2	73	8	18	21	26	35.8	.... OK,N	
77	62	4	27	16	15	50.4	13	1	1	43	2	8	19	14	38.9	.... OK,E	
217	101	27	26	22	26	44.9	31	84	1	100	40	23	23	14	24.9	.... OK,W	
48	20	2	6	2	10	-	11	11	4	79	3	16	39	21	38.0	.... UT	
45	34	7	12	8	7	39.2	7	-	4	39	5	10	16	8	32.5	.... WY	
2,565	1,937	245	469	458	765	62.7	400	184	44	1,451	455	216	344	436	32.0	... 11TH	
188	129	30	27	27	45	58.1	52	7	-	299	117	32	92	58	26.3	.... AL,N	
95	83	16	13	19	35	59.5	8	1	3	103	47	5	36	15	26.3	.... AL,M	
90	75	-	6	22	47	78.4	14	-	1	45	1	1	8	35	53.6	.... AL,S	
131	110	5	3	9	93	131.1	11	9	1	15	2	-	4	9	47.2	.... FL,N	
350	280	45	63	62	110	62.9	46	15	9	177	21	44	49	63	37.3	.... FL,M	
1,238	960	110	326	259	265	50.2	190	67	21	384	152	44	76	112	30.1	.... FL,S	
294	196	27	20	43	106	76.0	45	48	5	244	30	60	65	89	39.1	.... GA,N	
70	51	9	10	12	20	61.6	15	4	-	137	78	25	7	27	20.6	.... GA,M	
109	53	3	1	5	44	90.1	19	33	4	47	7	5	7	28	45.0	.... GA,S	

1. INCLUDES DEPORTATION, SUSPENDED SENTENCES, IMPRISONMENT FOR FOUR DAYS OR LESS OR FOR TIME ALREADY SERVED, REMITTED AND SUSPENDED FINES AND LIFE SENTENCES.  
2. INCLUDES SENTENCES OF MORE THAN 6 MONTHS WHICH ARE TO BE FOLLOWED BY A TERM OF PROBATION (MIXED SENTENCES).  
3. NOT COMPUTED WHERE NUMBER IMPRISONED LESS THAN 25. EXCLUDES SPLIT SENTENCES INDETERMINATE SENTENCES AND YOUTH CORRECTIONS ACT/OFFENDER SENTENCES.  
4. A SPLIT SENTENCE IS A SENTENCE ON A 1 COUNT INDICTMENT OF 6 MONTHS OR LESS IN A JAIL TYPE INSTITUTION, FOLLOWED BY A TERM OF PROBATION, 18 U.S.C. 3651. INCLUDED IN THESE FIGURES ARE MIXED SENTENCES INVOLVING CONFINEMENT FOR 6 MONTHS OR LESS ON 1 COUNT, TO BE FOLLOWED BY A TERM OF PROBATION ON 1 OR MORE OTHER COUNTS.  
5. TITLE 18 U.S.C. 4205 B (1) AND (2).  
6. TITLE 18 U.S.C. 5010 (B)(C).



TABLE D-8 CASES, U.S. DISTRICT COURTS  
ALL CRIMINAL CASES PENDING ON JUNE 30, 1983 BY MAJOR OFFENSE AND DISTRICT

CIRCUIT AND DISTRICT	TOTAL	GENERAL OFFENSES							
		HOMICIDE	ROBBERY	ASSAULT	BURGLARY	LARCENY	EMBEZ- ZLEMENT	FRAUD	AUTO THEFT
TOTAL .....	18,546	73	582	221	91	1,369	679	2,883	195
DC .....	159	2	5	1	-	10	6	22	-
1ST .....	478	2	16	8	1	66	40	99	5
ME .....	67	1	3	-	1	14	3	5	1
MA .....	241	1	8	5	-	31	27	48	4
NH .....	14	-	-	-	-	-	2	5	-
RI .....	53	-	-	1	-	2	2	27	-
PR .....	103	-	5	2	-	19	6	14	-
2ND .....	1,899	1	60	7	2	150	74	376	11
CT .....	174	-	8	1	1	7	13	54	3
NY,N .....	107	-	1	3	-	1	4	18	3
NY,E .....	661	-	10	2	1	51	19	89	3
NY,S .....	733	1	32	1	-	78	31	159	2
NY,W .....	142	-	9	-	-	9	7	46	-
VT .....	82	-	-	-	-	4	-	10	-
3RD .....	982	7	27	18	30	115	39	245	6
DE .....	35	-	3	-	-	-	1	4	2
NJ .....	254	-	5	1	1	39	15	93	3
PA,E .....	247	-	7	-	-	9	5	83	1
PA,M .....	109	-	1	2	-	10	2	32	-
PA,W .....	103	-	6	1	-	9	2	23	-
VI .....	234	7	5	14	29	48	14	10	-

TABLE D-8 CASES, U.S. DISTRICT COURTS  
ALL CRIMINAL CASES PENDING ON JUNE 30, 1983 BY MAJOR OFFENSE AND DISTRICT

GENERAL OFFENSES--CONTINUED								SPECIAL OFFENSES				CIRCUIT AND DISTRICT
FORGERY AND COUNTER- FEITING	DAPCA (DRUG) LAWS			WEAPONS AND FIRE- ARMS	TRAFFIC	ESCAPE	OTHER	IMMI- GRATION LAWS	AGRI- CULTURAL ACTS	POSTAL LAWS*	OTHER	
	MARI- HUANA	NAR- COTICS	CONTROL- LED SUB- STANCES									
1,060	1,525	2,545	681	942	1,399	1,736	614	1,085	95	66	705	... TOTAL
10	8	43	12	12	-	10	10	-	4	-	4	..... DC
49	45	40	14	19	6	18	12	9	2	-	27	..... 1ST
8	8	2	2	7	4	1	-	2	1	-	4	..... ME
15	28	22	9	8	2	11	9	3	-	-	10	..... MA
1	2	-	-	1	-	-	-	-	-	-	3	..... NH
3	2	5	1	3	-	-	2	1	1	-	3	..... RI
22	5	11	2	-	-	6	1	3	-	-	7	..... PR
100	53	549	66	73	-	101	88	80	2	30	76	..... 2ND
10	4	31	3	19	-	10	3	5	-	1	1	..... CT
3	6	6	1	6	-	4	2	32	-	2	15	..... NY,N
26	23	302	25	15	-	11	28	10	1	14	31	..... NY,E
44	12	189	25	15	-	54	44	13	1	13	19	..... NY,S
14	3	17	5	9	-	4	9	7	-	-	3	..... NY,W
3	5	4	7	9	-	18	2	13	-	-	7	..... VT
73	24	76	82	46	14	63	61	15	6	2	33	..... 3RD
8	-	1	6	7	-	1	1	-	-	-	1	..... DE
15	6	13	20	6	1	1	16	6	1	2	10	..... NJ
20	2	37	34	14	4	-	18	1	2	-	10	..... PA,E
3	3	5	3	3	-	30	7	1	-	-	7	..... PA,M
11	4	18	13	6	-	1	5	-	-	-	4	..... PA,W
16	9	2	8	10	9	30	14	7	3	-	1	..... VI

TABLE D-8 CASES, U.S. DISTRICT COURTS  
ALL CRIMINAL CASES PENDING ON JUNE 30, 1983 BY MAJOR OFFENSE AND DISTRICT

CIRCUIT AND DISTRICT	TOTAL	GENERAL OFFENSES							
		HOMICIDE	ROBBERY	ASSAULT	BURGLARY	LARCENY	EMBEZ- ZLEMENT	FRAUD	AUTO THEFT
4TH .....	1,350	5	65	17	1	135	42	204	21
MD .....	350	2	20	4	-	24	16	49	4
NC,E .....	71	-	7	1	-	9	2	11	1
NC,M .....	81	-	5	-	-	9	2	26	1
NC,W .....	66	1	5	1	1	2	5	14	3
SC .....	183	-	11	2	-	12	5	19	8
VA,E .....	402	1	14	8	-	60	6	45	-
VA,W .....	69	1	2	-	-	7	1	10	4
WV,N .....	56	-	1	-	-	5	3	10	-
WV,S .....	72	-	-	1	-	7	2	20	-
5TH .....	2,493	1	27	19	9	115	65	341	30
LA,E .....	190	-	3	-	-	17	11	33	-
LA,M .....	42	-	-	-	-	2	4	6	1
LA,W .....	59	-	1	-	2	3	3	16	4
MS,N .....	25	-	1	-	-	4	2	5	-
MS,S .....	123	-	2	5	2	8	6	37	2
TX,N .....	346	-	5	1	1	29	10	86	4
TX,E .....	55	-	2	1	-	2	2	18	1
TX,S .....	1,184	1	7	6	1	30	16	98	15
TX,W .....	469	-	6	6	3	20	11	42	3
CZ .....	-	-	-	-	-	-	-	-	-
6TH .....	1,227	1	44	17	4	148	68	243	37
KY,E .....	76	1	8	-	1	4	3	13	6
KY,W .....	143	-	8	-	-	39	5	14	2
MI,E .....	295	-	5	5	1	41	11	52	12
MI,W .....	79	-	-	1	1	3	11	15	-
OH,N .....	175	-	9	3	-	24	17	34	1
OH,S .....	103	-	5	3	-	8	8	25	4
TN,E .....	70	-	4	2	-	8	1	11	2
TN,M .....	140	-	2	-	-	13	5	28	5
TN,W .....	147	-	3	3	1	8	7	51	5

TABLE D-8 CASES, U.S. DISTRICT COURTS  
ALL CRIMINAL CASES PENDING ON JUNE 30, 1983 BY MAJOR OFFENSE AND DISTRICT

GENERAL OFFENSES--CONTINUED								SPECIAL OFFENSES				CIRCUIT AND DISTRICT
FORGERY AND COUNTER- FEITING	DAPCA (DRUG) LAWS			WEAPONS AND FIRE- ARMS	TRAFFIC	ESCAPE	OTHER	IMMI- GRATION LAWS	AGRI- CULTURAL ACTS	POSTAL LAWS*	OTHER	
	MARI- HUANA	NAR- COTICS	CONTROL- LED SUB- STANCES									
73	131	120	57	119	142	87	54	3	4	1	69	..... 4TH
14	22	68	17	21	49	11	12	2	-	1	14	..... MD
4	16	2	2	7	1	2	2	-	-	-	4	..... NC,E
10	2	11	3	4	-	-	1	-	1	-	6	..... NC,M
7	1	2	6	7	2	3	3	-	1	-	2	..... NC,W
12	30	5	5	29	1	24	8	-	-	-	12	..... SC
10	43	24	9	21	89	29	22	1	1	-	19	..... VA,E
4	5	1	6	14	-	4	2	-	1	-	7	..... VA,W
5	5	4	7	5	-	7	2	-	-	-	2	..... WV,N
7	7	3	2	11	-	7	2	-	-	-	3	..... WV,S
134	286	217	105	155	16	387	50	451	6	6	73	..... 5TH
12	28	14	21	12	-	4	7	18	-	2	8	..... LA,E
14	-	2	3	5	-	2	2	-	-	-	1	..... LA,M
2	4	2	1	6	-	4	1	4	-	-	6	..... LA,W
3	1	1	1	3	1	-	-	-	-	-	3	..... MS,N
9	10	3	9	15	-	3	4	4	-	-	4	..... MS,S
47	7	34	10	35	2	42	11	10	-	2	10	..... TX,N
4	5	1	-	2	-	4	4	3	-	-	6	..... TX,E
23	167	99	27	64	3	287	10	298	5	2	25	..... TX,S
20	64	61	33	13	10	41	11	114	1	-	10	..... TX,W
-	-	-	-	-	-	-	-	-	-	-	-	..... CZ
139	67	105	35	104	23	37	60	18	6	4	67	..... 6TH
8	1	1	3	9	-	4	7	-	-	1	6	..... KY,E
9	26	8	6	5	5	2	8	1	-	-	3	..... KY,W
20	12	60	7	18	1	5	14	13	-	2	16	..... MI,E
8	7	6	4	15	-	1	3	2	-	-	2	..... MI,W
27	2	10	2	24	-	4	10	1	-	-	8	..... OH,N
8	4	6	4	9	3	6	6	-	-	1	3	..... OH,S
5	1	8	4	4	-	2	3	-	1	-	14	..... TN,E
30	8	2	-	14	14	4	2	-	5	-	8	..... TN,M
24	6	4	5	6	-	9	7	1	-	-	7	..... TN,W

TABLE D-8 CASES. U.S. DISTRICT COURTS  
ALL CRIMINAL CASES PENDING ON JUNE 30, 1983 BY MAJOR OFFENSE AND DISTRICT

CIRCUIT AND DISTRICT	TOTAL	GENERAL OFFENSES							
		HOMICIDE	ROBBERY	ASSAULT	BURGLARY	LARCENY	EMBEZ- ZLEMENT	FRAUD	AUTO THEFT
7TH .....	923	-	24	14	6	118	54	202	12
IL,N .....	522	-	6	2	4	61	23	124	-
IL,C .....	80	-	4	-	2	5	12	20	-
IL,S .....	59	-	1	2	-	14	3	11	1
IN,N .....	50	-	2	-	-	13	1	4	4
IN,S .....	80	-	4	5	-	9	7	14	5
WI,E .....	83	-	7	3	-	7	4	23	-
WI,W .....	49	-	-	2	-	9	4	6	2
8TH .....	753	9	28	16	5	79	37	126	8
AR,E .....	58	-	-	-	2	8	2	10	2
AR,W .....	32	-	2	-	-	2	4	8	3
IA,N .....	37	1	2	1	-	1	2	11	-
IA,S .....	48	-	1	-	-	10	2	9	-
MN .....	123	-	11	1	2	5	8	15	1
MO,E .....	112	-	3	-	-	16	5	20	-
MO,W .....	158	-	5	-	-	14	3	25	1
NE .....	55	-	3	1	1	-	4	12	1
ND .....	40	3	1	3	-	7	-	7	-
SD .....	90	5	-	10	-	16	7	9	-
9TH .....	5,255	38	211	76	25	261	172	554	21
AK .....	63	-	3	4	-	10	3	13	-
AZ .....	713	14	8	21	2	12	11	35	1
CA,N .....	456	3	24	8	4	51	65	106	1
CA,E .....	249	-	26	2	-	18	11	40	1
CA,C .....	799	2	94	6	1	69	36	129	9
CA,S .....	1,171	1	20	9	3	12	7	31	5
HI .....	1,042	1	1	5	-	36	5	15	1
ID .....	51	2	4	1	-	4	2	16	-
MT .....	66	5	-	8	-	9	4	16	1
NV .....	194	1	4	2	4	12	3	82	-
OR .....	114	-	15	2	1	8	8	30	1
WA,E .....	60	-	1	-	2	6	5	15	-
WA,W .....	221	1	11	4	-	10	11	22	1
GUAM .....	47	7	-	3	4	4	-	4	-
NMI .....	9	1	-	1	4	-	1	-	-

TABLE D-8 CASES. U.S. DISTRICT COURTS  
ALL CRIMINAL CASES PENDING ON JUNE 30, 1983 BY MAJOR OFFENSE AND DISTRICT

GENERAL OFFENSES--CONTINUED								SPECIAL OFFENSES				CIRCUIT AND DISTRICT
FORGERY AND COUNTER- FEITING	DAPCA (DRUG) LAWS			WEAPONS AND FIRE- ARMS	TRAFFIC	ESCAPE	OTHER	IMMI- GRATION LAWS	AGRI- CULTURAL ACTS	POSTAL LAWS*	OTHER	
	MARI- HUANA	NAR- COTICS	CONTROL- LED SUB- STANCES									
50	29	179	26	43	3	36	50	25	3	6	43	..... 7TH
22	11	147	11	16	-	11	31	16	1	4	32	..... IL,N
4	5	11	2	5	-	3	2	4	-	1	-	..... IL,C
-	3	2	4	5	1	6	4	1	-	-	1	..... IL,S
7	2	5	3	2	1	3	2	-	-	-	1	..... INN
5	5	6	1	6	1	3	3	2	-	1	3	..... INS
7	2	7	3	7	-	3	6	1	-	-	3	..... WIE
5	1	1	2	2	-	7	2	1	2	-	3	..... WI,W
51	23	87	35	47	64	41	20	12	19	4	42	..... 8TH
6	2	6	3	4	-	2	2	-	-	3	6	..... ARE
-	1	5	1	1	-	2	-	2	-	-	1	..... AR,W
4	3	4	-	1	-	1	-	1	2	-	4	..... IAN
3	1	6	-	6	-	3	4	2	-	1	-	..... IAS
7	5	23	10	10	-	16	-	1	2	-	6	..... MN
12	3	20	11	13	-	3	5	-	-	-	1	..... MO,E
12	6	6	3	4	64	7	4	2	-	-	2	..... MO,W
3	-	13	2	4	-	3	1	4	1	-	2	..... NE
-	-	4	4	4	-	1	2	-	-	-	4	..... ND
4	2	-	1	1	-	3	2	-	14	-	16	..... SD
187	449	627	140	112	1,050	687	95	368	31	8	143	..... 9TH
2	5	4	1	3	8	1	-	-	4	-	2	..... AK
10	115	71	10	18	1	305	22	45	-	-	12	..... AZ
23	6	56	19	9	11	26	12	7	2	4	19	..... CAN
18	9	34	19	10	12	14	8	10	9	-	8	..... CA,E
69	58	134	33	26	2	24	17	35	1	3	37	..... CA,C
17	216	238	38	14	1	270	9	244	-	-	33	..... CA,S
1	16	17	-	1	942	2	6	2	-	1	7	..... HI
4	-	3	1	2	-	-	1	7	3	-	1	..... ID
7	-	5	-	3	-	-	1	1	3	-	3	..... MT
15	5	26	10	4	-	8	10	4	2	-	2	..... NV
6	5	7	5	9	-	10	1	2	-	-	4	..... OR
8	1	3	-	4	-	3	-	8	2	-	2	..... WA,E
7	11	22	1	8	69	21	4	3	5	-	10	..... WA,W
-	1	7	3	1	4	3	3	-	-	-	3	..... GUAM
-	1	-	-	-	-	-	1	-	-	-	-	..... NMI

TABLE D-8 CASES. U.S. DISTRICT COURTS  
ALL CRIMINAL CASES PENDING ON JUNE 30, 1983 BY MAJOR OFFENSE AND DISTRICT

CIRCUIT AND DISTRICT	TOTAL	GENERAL OFFENSES							
		HOMICIDE	ROBBERY	ASSAULT	BURGLARY	LARCENY	EMBEZ- ZLEMENT	FRAUD	AUTO THEFT
10TH . . . . .	792	7	33	6	6	82	26	166	15
CO . . . . .	166	1	6	-	1	26	12	33	1
KS . . . . .	132	-	4	1	1	11	3	31	2
NM . . . . .	150	4	5	1	2	13	3	17	5
OK,N . . . . .	44	-	1	-	-	2	1	-	1
OK,E . . . . .	42	-	1	-	1	4	2	15	3
OK,W . . . . .	152	1	8	1	1	11	3	41	1
UT . . . . .	86	-	7	2	-	13	2	21	1
WY . . . . .	40	1	1	1	-	2	-	8	1
11TH . . . . .	2,235	-	42	22	2	90	56	305	29
AL,N . . . . .	115	-	2	-	1	10	3	39	6
AL,M . . . . .	54	-	-	1	-	6	3	9	1
AL,S . . . . .	42	-	1	-	-	4	1	8	1
FL,N . . . . .	68	-	1	1	-	1	4	5	-
FL,M . . . . .	274	-	10	5	-	15	10	56	3
FL,S . . . . .	1,377	-	20	9	1	30	25	136	9
GA,N . . . . .	192	-	2	5	-	17	7	39	4
GA,M . . . . .	48	-	3	-	-	2	2	7	3
GA,S . . . . .	65	-	3	1	-	5	1	6	2

TABLE D-8 CASES, U.S. DISTRICT COURTS  
ALL CRIMINAL CASES PENDING ON JUNE 30, 1983 BY MAJOR OFFENSE AND DISTRICT

GENERAL OFFENSES--CONTINUED								SPECIAL OFFENSES				CIRCUIT AND DISTRICT
FORGERY AND COUNTER- FEITING	DAPCA (DRUG) LAWS			WEAPONS AND FIRE- ARMS	TRAFFIC	ESCAPE	OTHER	IMMI- GRATION LAWS	AGRI- CULTURAL ACTS	POSTAL LAWS*	OTHER	
	MARI- HUANA	NAR- COTICS	CONTROL- LED SUB- STANCES									
49	39	65	31	53	53	40	31	39	6	1	44	.... 10TH
10	4	15	8	9	11	3	3	5	3	-	15	.... CO
8	10	2	5	15	1	18	9	9	-	-	2	.... KS
4	9	23	5	11	2	13	5	22	1	-	5	.... NM
8	2	12	5	1	-	1	2	1	-	-	7	.... OK,N
7	1	-	1	-	-	-	1	-	1	-	5	.... OK,E
8	9	5	7	7	37	5	4	-	1	1	1	.... OK,W
3	-	4	-	4	1	-	6	1	-	-	1	.... UT
1	4	4	-	6	1	-	1	1	-	-	8	.... WY
145	371	437	78	159	28	229	83	65	6	4	84	.... 11TH
21	3	-	1	14	5	1	6	-	-	-	3	.... AL,N
2	6	1	-	5	8	5	2	-	-	-	5	.... AL,M
-	12	6	1	3	-	1	1	-	2	-	1	.... AL,S
3	28	6	4	-	2	10	2	-	-	-	3	.... FL,N
24	30	26	24	22	1	15	17	4	-	1	11	.... FL,M
62	272	377	38	70	-	175	38	60	3	3	49	.... FL,S
19	6	13	6	33	3	17	12	1	-	-	8	.... GA,N
5	5	3	1	4	3	4	2	-	-	-	4	.... GA,M
9	11	5	3	8	6	1	3	-	1	-	-	.... GA,S

\* OBSTRUCTING MAIL, MAILING NON-MAILABLE MATERIAL  
AND OTHER POSTAL REGULATIONS.



TABLE D-9. DEFENDANTS U.S. DISTRICT COURTS  
ALL TRIABLE CRIMINAL DEFENDANTS PENDING ON JUNE 30, 1983 BY MAJOR OFFENSE AND DISTRICT

CIRCUIT AND DISTRICT	TOTAL	GENERAL OFFENSES							
		HOMICIDE	ROBBERY	ASSAULT	BURGLARY	LARCENY	EMBEZ- ZLEMENT	FRAUD	AUTO THEFT
TOTAL .....	11,313	59	379	143	71	872	415	1,854	117
DC .....	69	-	-	-	-	4	3	10	-
1ST .....	389	1	9	7	-	40	30	60	4
ME .....	69	-	1	-	-	9	-	1	4
MA .....	201	1	7	5	-	15	22	30	-
NH .....	20	-	-	-	-	-	2	5	-
RI .....	35	-	-	1	-	1	1	19	-
PR .....	64	-	1	1	-	15	5	5	-
2ND .....	835	2	44	2	2	61	37	154	5
CT .....	117	-	4	-	1	2	7	25	3
NY,N .....	41	-	-	2	-	-	3	12	-
NY,E .....	202	-	9	-	1	13	3	28	2
NY,S .....	323	2	23	-	-	39	13	54	-
NY,W .....	130	-	8	-	-	6	11	32	-
VT .....	22	-	-	-	-	1	-	3	-
3RD .....	653	1	8	9	32	58	19	175	2
DE .....	13	-	-	-	-	-	-	-	1
NJ .....	181	-	1	1	1	17	13	57	1
PA,E .....	189	-	1	-	-	6	1	55	-
PA,M .....	71	-	1	3	-	4	1	34	-
PA,W .....	64	-	2	-	-	6	1	14	-
VI .....	135	1	3	5	31	25	3	15	-

TABLE D-9 CASES, U.S. DISTRICT COURTS  
ALL TRIABLE CRIMINAL DEFENDANTS PENDING ON JUNE 30, 1983 BY MAJOR OFFENSE AND DISTRICT

FORGERY AND COUNTER- FEITING	GENERAL OFFENSES--CONTINUED							SPECIAL OFFENSES				CIRCUIT AND DISTRICT
	DAPCA (DRUG) LAWS			WEAPONS AND FIRE- ARMS	TRAFFIC	ESCAPE	OTHER	IMMI- GRATION LAWS	AGRI- CULTURAL ACTS	POSTAL LAWS*	OTHER	
	MARI- HUANA	NAR- COTICS	CONTROL- LED SUB- STANCES									
647	1,353	1,702	628	491	528	183	612	571	93	31	564	... TOTAL
2	6	25	8	3	-	2	3	-	-	-	3	..... DC
24	109	51	10	9	3	3	7	1	2	-	19	..... 1ST
2	32	5	7	2	2	-	-	1	1	-	2	..... ME
11	60	32	1	6	1	-	4	-	-	-	6	..... MA
1	2	-	-	-	-	-	-	-	-	-	10	..... NH
2	2	2	1	1	-	-	3	-	1	-	1	..... RI
8	13	12	1	-	-	3	-	-	-	-	-	..... PR
43	46	255	10	32	-	14	70	14	-	11	33	..... 2ND
5	18	29	1	13	-	-	8	1	-	-	-	..... CT
2	3	1	-	-	-	5	3	4	-	1	5	..... NY,N
5	16	93	1	2	-	1	8	1	-	4	15	..... NY,E
24	6	103	5	5	-	7	29	2	-	6	5	..... NY,S
6	-	27	2	5	-	-	22	6	-	-	5	..... NY,W
1	3	2	1	7	-	1	-	-	-	-	3	..... VT
42	39	64	86	24	2	8	35	14	4	2	29	..... 3RD
2	-	3	1	5	-	-	1	-	-	-	-	..... DE
4	20	11	27	2	1	-	11	-	3	2	9	..... NJ
18	1	35	40	6	-	-	11	-	-	-	15	..... PA,E
3	3	3	5	3	-	2	4	1	-	-	4	..... PA,M
8	6	11	11	2	-	-	2	-	-	-	1	..... PA,W
7	9	1	2	6	1	6	6	13	1	-	-	..... VI

TABLE D-9. DEFENDANTS U.S. DISTRICT COURTS  
ALL TRIABLE CRIMINAL DEFENDANTS PENDING ON JUNE 30, 1983 BY MAJOR OFFENSE AND DISTRICT

CIRCUIT AND DISTRICT	TOTAL	GENERAL OFFENSES							
		HOMICIDE	ROBBERY	ASSAULT	BURGLARY	LARCENY	EMBEZ- ZLEMENT	FRAUD	AUTO THEFT
4TH .....	913	6	42	9	1	70	27	176	19
MD .....	258	2	15	2	-	10	11	34	5
NC,E .....	56	-	4	-	-	6	5	12	-
NC,M .....	79	-	4	-	-	5	1	30	-
NC,W .....	73	1	4	1	1	-	5	20	2
SC .....	102	-	3	2	-	10	3	19	6
VA,E .....	190	2	9	4	-	27	-	28	-
VA,W .....	68	1	3	-	-	4	1	6	6
WV,N .....	22	-	-	-	-	4	-	2	-
WV,S .....	65	-	-	-	-	4	1	25	-
5TH .....	1,500	1	19	17	10	67	40	269	20
LA,E .....	165	-	2	-	-	9	7	23	-
LA,M .....	15	-	-	-	-	-	-	1	-
LA,W .....	32	-	-	-	1	-	1	15	-
MS,N .....	27	-	-	-	-	3	2	5	-
MS,S .....	119	-	2	4	4	7	3	38	2
TX,N .....	180	-	2	-	-	3	4	61	3
TX,E .....	44	-	-	-	-	1	1	15	-
TX,S .....	577	1	5	4	1	29	16	81	13
TX,W .....	341	-	8	9	4	15	6	30	2
CZ .....	-	-	-	-	-	-	-	-	-
6TH .....	860	-	27	11	1	97	53	149	25
KY,E .....	96	-	6	-	-	3	3	6	6
KY,W .....	143	-	4	-	-	33	4	20	3
MI,E .....	137	-	2	2	1	19	5	17	10
MI,W .....	61	-	-	1	-	3	14	8	-
OH,N .....	142	-	7	2	-	21	15	28	-
OH,S .....	54	-	1	4	-	3	4	10	2
TN,E .....	47	-	4	1	-	7	-	5	1
TN,M .....	90	-	1	-	-	5	4	21	-
TN,W .....	90	-	2	1	-	3	4	34	3

TABLE D-9 CASES. U.S. DISTRICT COURTS  
ALL TRIABLE CRIMINAL DEFENDANTS PENDING ON JUNE 30, 1983 BY MAJOR OFFENSE AND DISTRICT

GENERAL OFFENSES--CONTINUED								SPECIAL OFFENSES				CIRCUIT AND DISTRICT
FORGERY AND COUNTER- FEITING	DAPCA (DRUG) LAWS			WEAPONS AND FIRE- ARMS	TRAFFIC	ESCAPE	OTHER	IMMI- GRATION LAWS	AGRI- CULTURAL ACTS	POSTAL LAWS*	OTHER	
	MARI- HUANA	NAR- COTICS	CONTROL- LED SUB- STANCES									
44	88	106	56	56	86	10	38	1	7	-	71	..... 4TH
8	17	58	27	9	35	1	7	1	-	-	16	..... MD
5	11	-	1	5	1	-	1	-	-	-	5	..... NC,E
2	2	11	6	1	-	-	-	-	3	-	14	..... NC,M
9	-	5	6	5	2	1	4	-	1	-	6	..... NC,W
3	29	1	2	9	1	-	5	-	-	-	9	..... SC
7	19	7	1	4	47	8	18	-	1	-	8	..... VA,E
2	8	4	7	14	-	-	2	-	2	-	8	..... VA,W
3	-	5	5	1	-	-	-	-	-	-	2	..... WV,N
5	2	15	1	8	-	-	1	-	-	-	3	..... WV,S
79	224	159	108	66	16	33	43	259	5	4	61	..... 5TH
8	54	19	20	7	-	-	4	7	-	1	4	..... LA,E
6	1	-	2	1	-	2	2	-	-	-	-	..... LA,M
1	1	2	-	3	-	2	1	-	-	-	5	..... LA,W
2	2	2	8	1	1	-	-	-	-	-	1	..... MS,N
4	26	4	8	10	-	-	2	2	-	-	3	..... MS,S
37	-	28	6	12	1	4	5	5	-	1	8	..... TX,N
3	2	3	-	2	-	3	6	5	-	-	3	..... TX,E
11	102	46	32	23	2	11	15	148	4	2	31	..... TX,S
7	36	55	32	7	12	11	8	92	1	-	6	..... TX,W
-	-	-	-	-	-	-	-	-	-	-	-	..... CZ
82	64	71	33	53	18	6	92	3	7	3	65	..... 6TH
2	-	2	2	11	-	2	35	-	-	1	17	..... KY,E
7	35	11	6	2	5	1	8	-	-	-	4	..... KY,W
7	5	29	3	4	1	1	19	1	-	2	9	..... MI,E
5	5	3	-	6	-	-	12	2	-	-	2	..... MI,W
13	-	10	2	12	-	-	7	-	-	-	25	..... OH,N
2	2	3	14	4	1	-	3	-	-	-	1	..... OH,S
2	5	11	6	3	-	-	1	-	1	-	-	..... TN,E
25	8	-	-	9	11	-	1	-	4	-	1	..... TN,M
19	4	2	-	2	-	2	6	-	2	-	6	..... TN,W

TABLE D-9. DEFENDANTS U.S. DISTRICT COURTS  
ALL TRIABLE CRIMINAL DEFENDANTS PENDING ON JUNE 30, 1983 BY MAJOR OFFENSE AND DISTRICT

CIRCUIT AND DISTRICT	TOTAL	GENERAL OFFENSES							
		HOMICIDE	ROBBERY	ASSAULT	BURGLARY	LARCENY	EMBEZ- ZLEMENT	FRAUD	AUTO THEFT
7TH .....	644	-	20	8	5	105	39	124	9
IL,N .....	299	-	3	-	4	44	16	67	-
IL,C .....	48	-	2	-	1	3	7	14	-
IL,S .....	48	-	1	1	-	13	3	10	3
IN,N .....	48	-	1	-	-	20	-	2	5
IN,S .....	79	-	5	3	-	13	8	18	-
IN,E .....	90	-	8	3	-	7	4	3	1
WI,E .....	32	-	-	1	-	5	1	-	-
WI,W .....	32	-	-	-	-	-	-	-	-
8TH .....	526	7	13	17	2	60	22	72	4
AR,E .....	57	-	-	-	1	9	2	7	1
AR,W .....	36	-	2	-	-	1	4	6	3
IA,N .....	41	-	2	6	-	1	2	7	-
IA,S .....	32	-	2	-	-	8	2	4	-
MN .....	59	-	6	-	-	3	1	5	-
MO,E .....	87	-	1	-	-	8	2	13	-
MO,W .....	50	-	-	-	-	11	1	5	-
NE .....	54	-	-	1	-	-	1	11	-
ND .....	30	2	-	3	-	5	-	6	-
SD .....	80	5	-	7	-	14	7	8	-
9TH .....	2,458	36	146	41	11	183	106	329	5
AK .....	32	-	1	2	-	8	2	9	-
AZ .....	228	10	6	12	1	6	4	24	-
CA,N .....	307	6	12	5	4	37	39	51	1
CA,E .....	217	-	26	1	-	18	4	30	-
CA,C .....	386	1	64	1	-	44	28	57	1
CA,S .....	414	-	16	6	2	7	5	21	-
HI .....	374	2	-	3	-	15	2	9	2
ID .....	45	2	-	-	-	5	1	17	-
MT .....	47	5	1	5	-	9	4	11	-
NV .....	165	1	1	1	2	19	3	60	-
OR .....	60	-	10	1	-	6	3	19	-
WA,E .....	23	-	-	-	-	3	7	11	-
WA,W .....	128	1	7	3	2	4	-	7	-
GUAM .....	29	6	-	1	-	2	1	3	-
NMI .....	3	2	-	-	-	-	-	-	-

TABLE D-9 CASES, U.S. DISTRICT COURTS  
ALL TRIABLE CRIMINAL DEFENDANTS PENDING ON JUNE 30, 1983 BY MAJOR OFFENSE AND DISTRICT

GENERAL OFFENSES--CONTINUED								SPECIAL OFFENSES				CIRCUIT AND DISTRICT
FORGERY AND COUNTER- FEITING	DAPCA (DRUG) LAWS			WEAPONS AND FIRE- ARMS	TRAFFIC	ESCAPE	OTHER	IMMI- GRATION LAWS	AGRI- CULTURAL ACTS	POSTAL LAWS*	OTHER	
	MARI- HUANA	NAR- COTICS	CONTROL- LED SUB- STANCES									
44	39	71	23	21	2	15	72	5	6	2	34	..... 7TH
14	23	34	14	2	-	2	40	4	1	1	30	..... I.L.
3	-	11	2	2	-	1	1	1	-	-	-	..... I.L.
-	4	2	2	3	1	1	7	-	-	-	-	..... I.L.
8	3	1	3	2	1	-	4	-	-	-	-	..... I.N.
4	7	11	-	5	-	2	3	-	-	1	2	..... I.N.
12	2	12	1	6	-	1	15	-	-	-	1	..... W.I.
3	-	-	1	1	-	8	2	-	5	-	1	..... W.I.
32	23	106	25	22	4	20	32	8	16	2	39	..... 8TH
5	4	13	3	2	-	-	3	-	-	2	5	..... AR.
1	1	5	2	2	-	5	-	3	-	-	1	..... AR.
4	3	9	-	-	-	-	-	1	2	-	4	..... IA.
-	-	6	-	3	-	-	6	1	-	-	-	..... IA.
5	1	12	7	6	-	6	-	1	-	-	5	..... MI.
9	5	18	7	5	-	7	11	-	-	-	1	..... MO.
3	9	8	-	1	4	-	6	1	-	-	1	..... MO.
2	-	33	2	-	-	-	2	1	-	-	1	..... NE.
-	-	2	3	3	-	-	2	-	-	-	4	..... NE.
3	-	-	1	-	-	2	2	-	14	-	17	..... SI.
106	119	380	136	62	343	37	78	220	34	4	82	..... 9TH
1	1	3	-	2	2	-	-	-	1	-	-	..... AL.
3	20	54	22	8	1	13	16	22	-	-	5	..... AL.
16	4	89	16	7	2	3	9	8	1	2	16	..... CA.
11	6	36	41	10	5	-	11	7	6	-	4	..... CA.
34	13	59	20	15	-	3	15	12	2	1	16	..... CA.
15	54	78	17	9	1	8	7	160	-	-	8	..... CA.
-	12	17	-	-	303	-	2	2	-	1	4	..... HI.
4	-	-	4	-	-	-	1	2	5	-	1	..... ID.
7	-	2	-	-	-	-	-	-	3	-	-	..... MI.
9	-	36	9	3	-	2	11	4	4	-	-	..... NV.
1	-	4	3	2	-	2	1	1	-	-	7	..... OR.
3	-	-	-	2	-	-	-	1	-	-	-	..... WA.
2	6	21	1	4	26	5	2	1	12	-	19	..... WA.
-	3	1	3	-	3	1	3	-	-	-	1	..... GUAM
-	-	-	-	-	-	-	-	-	-	-	-	..... NM.

TABLE D-9. DEFENDANTS U.S. DISTRICT COURTS  
ALL TRIABLE CRIMINAL DEFENDANTS PENDING ON JUNE 30, 1983 BY MAJOR OFFENSE AND DISTRICT

CIRCUIT AND DISTRICT	TOTAL	GENERAL OFFENSES							
		HOMICIDE	ROBBERY	ASSAULT	BURGLARY	LARCENY	EMBEZ- ZLEMENT	FRAUD	AUTO THEFT
10TH .....	502	5	19	6	4	41	10	84	11
CO .....	108	-	2	-	-	10	3	21	-
KS .....	64	-	1	2	1	2	3	17	-
NM .....	73	4	4	1	2	9	2	4	3
OK,N .....	31	-	1	-	-	-	-	-	-
OK,E .....	30	-	1	-	-	4	2	9	2
OK,W .....	90	-	5	1	1	8	-	5	5
UT .....	57	-	4	1	-	7	-	15	-
WY .....	51	1	1	1	-	1	-	13	1
11TH .....	1,964	-	32	16	3	86	29	252	13
AL,N .....	111	-	1	-	1	8	3	47	4
AL,M .....	46	-	-	1	-	6	3	5	-
AL,S .....	31	-	1	-	-	1	-	8	2
FL,N .....	21	-	-	-	-	1	2	1	-
FL,M .....	203	-	7	3	-	7	5	31	-
FL,S .....	1,272	-	16	7	2	38	13	121	1
GA,N .....	164	-	2	5	-	19	2	26	2
GA,M .....	54	-	3	-	-	3	-	10	2
GA,S .....	62	-	2	-	-	3	1	3	2

TABLE D-9 CASES. U.S. DISTRICT COURTS  
ALL TRIABLE CRIMINAL DEFENDANTS PENDING ON JUNE 30, 1983 BY MAJOR OFFENSE AND DISTRICT

GENERAL OFFENSES--CONTINUED								SPECIAL OFFENSES				CIRCUIT AND DISTRICT
FORGERY AND COUNTER- FEITING	DAPCA (DRUG) LAWS			WEAPONS AND FIRE- ARMS	TRAFFIC	ESCAPE	OTHER	IMMI- GRATION LAWS	AGRI- CULTURAL ACTS	POSTAL LAWS*	OTHER	
	MARI- HUANA	NAR- COTICS	CONTROL- LED SUB- STANCES									
27	25	59	38	29	36	6	38	16	8	1	39	.... 10TH
8	-	21	10	3	2	1	6	1	5	-	13	..... CO
2	2	1	6	8	1	4	7	5	-	-	2	..... KS
1	12	7	4	5	1	-	3	8	-	-	3	..... NM
-	1	11	3	2	-	-	3	-	-	-	10	..... OK,N
7	-	-	2	-	-	-	-	-	2	-	1	..... OK,E
4	4	7	12	2	31	1	1	-	1	1	1	..... OK,W
4	-	4	-	3	-	-	17	1	-	-	1	..... UT
1	6	8	1	6	1	-	1	1	-	-	8	..... WY
122	571	355	95	114	18	29	104	30	4	2	89	.... 11TH
15	3	-	1	13	3	-	11	-	-	-	1	..... AL,N
1	9	2	-	5	5	-	2	-	-	-	7	..... AL,M
-	11	4	-	2	-	-	-	-	2	-	-	..... AL,S
1	12	1	-	-	-	-	1	-	-	-	2	..... FL,N
11	32	21	37	6	-	1	28	2	-	-	12	..... FL,M
67	461	296	40	57	-	18	51	28	1	2	53	..... FL,S
17	5	20	14	22	3	9	8	-	-	-	10	..... GA,N
3	16	3	2	1	3	1	3	-	-	-	4	..... GA,M
7	22	8	1	8	4	-	-	-	1	-	-	..... GA,S

\* OBSTRUCTING MAIL, MAILING NON-MAILABLE MATERIAL  
AND OTHER POSTAL REGULATIONS.



TABLE D-10. DEFENDANTS. U.S. DISTRICT COURTS  
STATUS OF DEFENDANTS IN CRIMINAL CASES PENDING  
AS OF JUNE 30, 1983 BY DISTRICT

CIRCUIT AND DISTRICT	TOTAL PENDING	NONTRIABLE				TRIED			TRIABLE		OTHER STATUS*
		FUGITIVE	MENTALLY IN- COMPETENT	DISMISSAL REQUESTED BY U.S. ATTORNEYS	OTHER	AWAITING SENTENCE	OBSER- VATION AND STUDY	FUGITIVE AFTER TRIAL	AWAITING TRIAL	OTHER*	
TOTAL .....	26,528	10,395	57	20	28	3,325	100	419	9,055	2,258	871
DC .....	193	51	4	-	-	28	-	14	47	22	27
1ST .....	732	221	7	1	-	83	1	12	303	86	18
ME .....	136	38	-	-	-	14	1	-	18	51	14
MA .....	362	123	4	-	-	21	-	11	193	8	2
NH .....	22	2	-	-	-	-	-	-	15	5	-
RI .....	62	16	-	-	-	11	-	-	22	13	-
PR .....	150	42	3	1	-	37	-	1	55	9	2
2ND .....	3,125	1,634	4	2	-	429	3	75	409	426	143
CT .....	289	124	-	-	-	23	-	1	28	89	24
NY,N .....	140	67	-	-	-	12	-	1	5	36	19
NY,E .....	1,237	753	4	1	-	146	3	42	63	139	86
NY,S .....	1,132	577	-	-	-	196	-	28	214	109	8
NY,W .....	218	42	-	1	-	36	-	3	77	53	6
VT .....	109	71	-	-	-	16	-	-	22	-	-
3RD .....	1,447	350	4	8	3	346	4	18	483	170	61
DE .....	44	10	-	-	-	13	-	3	6	7	5
NJ .....	380	65	1	-	-	123	1	7	179	2	2
PA,E .....	401	75	1	-	-	122	1	1	81	108	12
PA,M .....	151	41	-	-	2	36	-	1	60	11	-
PA,W .....	171	43	2	-	1	35	2	-	25	39	24
VI .....	300	116	-	8	-	17	-	6	132	3	18

TABLE D-10. DEFENDANTS, U.S. DISTRICT COURTS  
STATUS OF DEFENDANTS IN CRIMINAL CASES PENDING  
AS OF JUNE 30, 1983 BY DISTRICT

CIRCUIT AND DISTRICT	TOTAL PENDING	NONTRIABLE				TRIED			TRIABLE		OTHER STATUS*
		FUGITIVE	MENTALLY IN- COMPETENT	DISMISSAL REQUESTED BY U.S. ATTORNEYS	OTHER	AWAITING SENTENCE	OBSER- VATION AND STUDY	FUGITIVE AFTER TRIAL	AWAITING TRIAL	OTHER *	
4TH.....	1,927	578	8	2	2	379	14	19	742	171	12
MD.....	512	140	4	-	-	105	5	-	150	108	-
NC,E.....	112	22	-	-	1	32	-	-	54	2	1
NC,M.....	114	33	-	-	-	2	-	-	73	6	-
NC,W.....	98	22	-	-	-	2	-	-	40	33	1
SC.....	302	124	2	2	-	68	1	3	95	7	-
VA,E.....	496	158	1	-	1	121	4	15	188	2	5
VA,W.....	97	20	-	-	-	3	1	-	68	-	5
WV,N.....	74	34	-	-	-	16	1	1	22	-	-
WV,S.....	123	25	1	-	-	30	2	-	52	13	-
5TH.....	3,423	1,514	4	3	2	288	2	52	1,088	412	58
LA,E.....	319	99	1	1	-	49	-	2	151	14	2
LA,M.....	57	13	-	-	-	24	-	-	7	8	5
LA,W.....	77	5	2	-	-	27	-	2	26	6	9
MS,N.....	35	4	-	1	1	-	-	-	15	12	2
MS,S.....	179	44	-	-	1	2	-	-	13	106	13
TX,N.....	443	202	-	-	-	44	2	2	100	80	13
TX,E.....	61	7	-	-	-	7	-	-	28	16	3
TX,S.....	1,572	872	-	1	-	80	-	32	516	61	10
TX,W.....	680	268	1	-	-	55	-	14	232	109	1
6TH.....	1,760	459	8	2	7	317	8	9	681	179	90
KY,E.....	153	18	1	-	1	26	6	-	43	53	5
KY,W.....	201	57	1	-	-	-	-	-	116	27	-
MI,E.....	405	159	-	-	-	84	1	2	131	6	22
MI,W.....	111	22	-	1	-	25	-	2	38	23	-
OH,N.....	233	37	-	-	1	52	-	1	128	14	-
OH,S.....	175	41	-	-	-	31	-	3	38	16	46
TN,E.....	98	10	1	1	-	24	-	-	45	2	15
TN,M.....	169	64	1	-	4	10	-	-	85	5	-
TN,W.....	215	51	4	-	1	65	1	1	57	33	2

TABLE D-10. DEFENDANTS, U.S. DISTRICT COURTS  
STATUS OF DEFENDANTS IN CRIMINAL CASES PENDING  
AS OF JUNE 30, 1983 BY DISTRICT

CIRCUIT AND DISTRICT	TOTAL PENDING	NONTRIABLE				TRIED			TRIABLE		OTHER STATUS*
		FUGITIVE	MENTALLY IN- COMPETENT	DISMISSAL REQUESTED BY U.S. ATTORNEYS	OTHER	AWAITING SENTENCE	OBSER- VATION AND STUDY	FUGITIVE AFTER TRIAL	AWAITING TRIAL	OTHER*	
7TH.....	1,286	456	2	-	-	141	5	15	492	152	23
IL,N.....	726	350	-	-	-	58	1	11	299	-	7
IL,C.....	95	18	-	-	-	23	-	-	34	14	6
IL,S.....	79	11	-	-	-	16	4	-	47	1	-
IN,N.....	74	19	-	-	-	6	-	-	25	23	1
IN,S.....	126	25	-	-	-	21	-	-	36	43	1
WI,E.....	122	21	2	-	-	5	-	1	40	50	3
WI,W.....	64	12	-	-	-	12	-	3	11	21	5
8TH.....	999	256	1	-	3	176	8	4	384	142	25
AR,E.....	84	15	-	-	-	9	-	1	36	21	2
AR,W.....	46	3	-	-	-	7	-	-	36	-	-
IA,N.....	49	6	-	-	-	-	1	1	9	32	-
IA,S.....	66	22	-	-	2	10	-	-	30	2	-
MN.....	155	32	-	-	-	47	1	1	43	16	15
MO,E.....	161	32	1	-	-	40	-	-	55	32	1
MO,W.....	186	93	-	-	1	34	6	1	40	10	1
NE.....	100	32	-	-	-	10	-	-	48	6	4
ND.....	52	17	-	-	-	5	-	-	29	1	-
SD.....	100	4	-	-	-	14	-	-	58	22	2
9TH.....	6,865	3,163	5	1	5	688	35	147	2,230	228	363
AK.....	68	11	-	-	-	14	-	1	32	-	10
AZ.....	917	603	-	-	1	66	-	14	205	23	5
CA,N.....	611	210	2	-	-	54	-	9	291	16	29
CA,E.....	400	95	1	-	1	56	18	2	137	80	10
CA,C.....	1,041	514	-	-	-	76	9	54	375	11	2
CA,S.....	1,704	1,129	1	-	1	98	4	54	410	4	3
HI.....	1,080	241	-	1	1	179	1	1	371	3	282
ID.....	77	3	-	-	-	29	-	-	45	-	-
MT.....	82	24	-	-	-	7	1	1	46	1	2
NV.....	310	96	-	-	-	40	-	4	89	76	5
OR.....	161	84	-	-	1	14	1	-	60	-	1
WA,E.....	87	25	-	-	-	17	1	1	21	2	-
WA,W.....	287	118	-	-	-	35	-	6	116	12	-
GUAM.....	50	6	-	-	-	1	-	-	29	-	14
NMI.....	10	4	1	-	-	2	-	-	3	-	-

TABLE D-10. DEFENDANTS. U. S. DISTRICT COURTS  
STATUS OF DEFENDANTS IN CRIMINAL CASES PENDING  
AS OF JUNE 30, 1983 BY DISTRICT

CIRCUIT AND DISTRICT	TOTAL PENDING	NONTRIABLE				TRIED			TRIABLE		OTHER STATUS*
		FUGITIVE	MENTALLY IN- COMPETENT	DISMISSAL REQUESTED BY U.S. ATTORNEYS	OTHER	AWAITING SENTENCE	OBSER- VATION AND STUDY	FUGITIVE AFTER TRIAL	AWAITING TRIAL	OTHER*	
10TH . . . .	1,074	356	6	1	-	178	12	6	393	109	13
CO . . . . .	251	106	-	-	-	31	7	1	100	6	-
KS . . . . .	150	63	1	-	-	19	2	1	35	29	-
NM . . . . .	219	117	-	-	-	22	-	3	47	26	4
OK,N . . . . .	57	6	2	-	-	18	-	-	28	3	-
OK,E . . . . .	49	2	-	-	-	17	-	-	29	1	-
OK,W . . . . .	188	32	2	-	-	59	-	1	59	31	4
UT . . . . .	102	28	1	1	-	8	2	-	47	10	5
WY . . . . .	58	2	-	-	-	4	1	-	48	3	-
11TH . . . .	3,697	1,357	4	-	6	272	8	48	1,803	161	38
AL,N . . . . .	148	31	-	-	-	2	1	-	111	-	3
AL,M . . . . .	72	15	-	-	-	10	-	1	45	1	-
AL,S . . . . .	72	17	-	-	-	19	5	-	31	-	-
FL,N . . . . .	130	70	-	-	2	24	-	8	13	8	5
FL,M . . . . .	460	178	1	-	-	70	-	6	151	52	2
FL,S . . . . .	2,360	916	2	-	4	114	-	27	1,217	55	25
GA,N . . . . .	261	81	1	-	-	8	-	5	161	3	2
GA,M . . . . .	82	20	-	-	-	6	-	1	28	26	1
GA,S . . . . .	112	29	-	-	-	19	2	-	46	16	-

\* INCLUDES ANY PENDING DEFENDANT WHO CANNOT BE CLASSIFIED UNDER A PERIOD OF EXCLUDABLE DELAY OF STATUS CATEGORY.  
\* INCLUDES DEFENDANTS IN A PERIOD OF EXCLUDABLE DELAY UNDER TITLE 18 U.S.C. SECTION 3161(H).

TABLE D-11 DEFENDANTS, U.S. DISTRICT COURTS  
DEFENDANTS TERMINATED IN CASES SUBJECT TO THE SPEEDY TRIAL ACT  
DURING THE TWELVE MONTH PERIOD ENDED JUNE 30, 1983

CIRCUIT AND DISTRICT	DEFENDANTS IN INTERVAL 1			DEFENDANTS IN INTERVAL 2		
	ARREST TO INDICTMENT 30 DAYS OR LESS			INDICTMENT OR APPEARANCE TO TRIAL 70 DAYS OR LESS		
	TOTAL DEFENDANTS	NUMBER	PERCENT OF TOTAL	TOTAL DEFENDANTS	NUMBER	PERCENT OF TOTAL
TOTAL . . .	12,619	12,249	97.1	41,044	39,946	97.3
DC . . . . .	195	183	93.8	475	470	98.9
1ST . . . . .	562	544	96.8	1,233	1,164	94.4
ME . . . . .	40	40	100.0	142	142	100.0
MA . . . . .	179	168	93.9	514	450	87.5
NH . . . . .	18	16	100.0	67	67	100.0
RI . . . . .	42	38	90.5	117	117	100.0
PR . . . . .	285	282	98.9	393	388	98.7
2ND . . . . .	1,444	1,437	99.5	2,793	2,749	98.4
CT . . . . .	60	59	98.3	316	299	94.6
NY,N . . . . .	26	26	100.0	129	129	100.0
NY,E . . . . .	553	551	99.6	862	859	99.7
NY,S . . . . .	678	677	99.9	1,136	1,133	99.7
NY,W . . . . .	108	105	97.2	260	239	91.9
VT . . . . .	19	19	100.0	60	60	100.0
3RD . . . . .	722	705	97.6	2,436	2,404	98.7
DE . . . . .	14	14	100.0	89	88	98.6
NJ . . . . .	327	318	96.6	743	719	96.8
PA,E . . . . .	55	52	94.5	693	693	100.0
PA,M . . . . .	42	42	100.0	244	243	99.6
PA,W . . . . .	44	41	93.2	321	319	99.4
VI . . . . .	240	240	100.0	366	362	98.9
4TH . . . . .	853	803	94.1	5,427	5,387	99.3
MD . . . . .	224	205	91.5	1,311	1,284	97.9
NC,E . . . . .	42	41	97.6	412	412	100.0
NC,M . . . . .	53	53	100.0	267	267	100.0
NC,W . . . . .	75	72	96.0	307	306	99.7
SC . . . . .	116	112	96.5	591	591	100.0
VA,E . . . . .	267	245	91.8	1,978	1,970	99.6
VA,W . . . . .	31	31	100.0	190	187	98.4
WV,N . . . . .	15	15	100.0	150	150	100.0
WV,S . . . . .	30	29	96.7	221	220	99.6
5TH . . . . .	2,140	2,055	96.0	4,979	4,846	97.3
LA,E . . . . .	196	195	99.5	536	536	100.0
LA,M . . . . .	31	31	100.0	83	83	100.0
LA,W . . . . .	32	31	96.9	207	196	94.7
MS,N . . . . .	9	9	100.0	88	88	100.0
MS,S . . . . .	4	4	100.0	131	129	98.5
TX,N . . . . .	104	98	94.2	832	809	97.2
TX,E . . . . .	42	42	100.0	198	196	99.0
TX,S . . . . .	1,077	1,042	96.8	1,775	1,737	97.9
TX,W . . . . .	643	603	93.8	1,129	1,072	95.0
6TH . . . . .	739	711	96.2	3,608	3,475	96.3
KY,E . . . . .	19	19	100.0	261	254	97.3
KY,W . . . . .	194	193	99.5	444	443	99.8
MI,E . . . . .	81	85	80.2	756	690	91.3
MI,W . . . . .	62	59	95.2	238	209	87.8
OH,N . . . . .	77	69	89.6	452	449	99.3
OH,S . . . . .	91	91	100.0	346	338	97.7
TN,E . . . . .	71	71	100.0	329	323	98.2
TN,M . . . . .	104	104	100.0	420	417	99.3
TN,W . . . . .	40	40	100.0	362	352	97.2

TABLE D-11 DEFENDANTS, U.S. DISTRICT COURTS  
DEFENDANTS TERMINATED IN CASES SUBJECT TO THE SPEEDY TRIAL ACT  
DURING THE TWELVE MONTH PERIOD ENDED JUNE 30, 1983

CIRCUIT AND DISTRICT	DEFENDANTS IN INTERVAL 1			DEFENDANTS IN INTERVAL 2		
	ARREST TO INDICTMENT 30 DAYS OR LESS			INDICTMENT OR APPEARANCE TO TRIAL 70 DAYS OR LESS		
	TOTAL DEFENDANTS	NUMBER	PERCENT OF TOTAL	TOTAL DEFENDANTS	NUMBER	PERCENT OF TOTAL
7TH . . . . .	383	367	95.8	2,123	1,967	92.7
IL,N . . . . .	222	212	95.5	1,000	852	85.2
IL,C . . . . .	73	68	93.2	291	289	99.3
IL,S . . . . .	14	14	100.0	171	167	97.7
IN,N . . . . .	18	18	100.0	133	133	100.0
IN,S . . . . .	52	51	98.1	231	231	100.0
WI,E . . . . .	4	4	100.0	214	213	99.5
WI,W . . . . .				83	82	98.8
8TH . . . . .	445	433	97.3	2,465	2,431	98.6
AR,E . . . . .	15	14	93.3	223	217	97.3
AR,W . . . . .	20	20	100.0	132	132	100.0
IA,N . . . . .	7	7	100.0	66	63	95.5
IA,S . . . . .	23	23	100.0	157	156	99.4
MN . . . . .	140	134	95.7	383	376	98.2
MO,E . . . . .	141	141	100.0	407	406	99.8
MO,W . . . . .	38	35	92.1	677	677	100.0
NE . . . . .	13	13	100.0	116	114	98.3
ND . . . . .	32	32	100.0	116	116	100.0
SD . . . . .	16	14	87.5	188	174	92.6
9TH . . . . .	2,558	2,483	97.1	7,922	7,871	98.6
AK . . . . .	20	20	100.0	209	209	100.0
AZ . . . . .	245	237	96.7	633	626	98.9
CAN . . . . .	270	252	93.3	705	678	96.2
CA,E . . . . .	172	156	90.7	637	595	93.4
CA,C . . . . .	698	686	98.3	1,317	1,207	91.6
CAS . . . . .	757	741	97.9	1,151	1,129	98.1
HI . . . . .	6	6	100.0	1,370	1,366	99.7
ID . . . . .	40	40	100.0	115	115	100.0
MT . . . . .	12	11	91.7	155	153	98.7
NV . . . . .	71	71	100.0	334	327	97.9
OR . . . . .	56	56	100.0	205	202	98.5
WA,E . . . . .	68	68	100.0	189	189	100.0
WA,W . . . . .	125	121	96.8	851	833	97.9
GUAM . . . . .	18	18	100.0	36	27	75.0
NMI . . . . .				15	15	100.0
10TH . . . . .	588	580	98.6	2,155	2,138	99.2
CO . . . . .	86	79	91.9	360	350	97.2
KS . . . . .	23	22	95.7	284	281	98.9
NM . . . . .	79	79	100.0	260	260	100.0
OK,N . . . . .	30	30	100.0	191	189	99.0
OK,E . . . . .	21	21	100.0	155	155	100.0
OK,W . . . . .	326	326	100.0	654	652	99.7
UT . . . . .	3	3	100.0	157	157	100.0
WY . . . . .	20	20	100.0	94	94	100.0
11TH . . . . .	1,990	1,948	97.9	5,428	5,244	96.6
AL,N . . . . .	70	70	100.0	576	576	100.0
AL,M . . . . .	130	122	93.8	324	322	99.4
AL,S . . . . .	33	26	78.8	168	139	82.7
FL,N . . . . .	23	23	100.0	173	172	99.4
FL,M . . . . .	190	190	100.0	610	602	98.7
FL,S . . . . .	1,267	1,246	98.3	1,929	1,807	93.7
GA,N . . . . .	90	90	100.0	644	631	98.0
GA,M . . . . .	44	40	90.9	751	742	98.8
GAS . . . . .	143	141	98.6	253	253	100.0

TABLE D-12 DEFENDANTS, U.S. DISTRICT COURTS  
CONVICTED DEFENDANTS WHO WERE SENTENCED IN 45 DAYS OR LESS  
DURING THE TWELVE MONTH PERIOD ENDED JUNE 30, 1983

CIRCUIT AND DISTRICT	TOTAL CONVICTED DEFENDANTS	DEFENDANTS SENTENCED 45 DAYS OR LESS AFTER CONVICTION		CIRCUIT AND DISTRICT	TOTAL CONVICTED DEFENDANTS	DEFENDANTS SENTENCED 45 DAYS OR LESS AFTER CONVICTION	
		NUMBER	PERCENT OF TOTAL			NUMBER	PERCENT OF TOTAL
TOTAL .....	34,988	24,438	69.8	7TH .....	1,859	1,200	64.6
DC .....	425	275	64.7	ILN .....	878	542	61.7
1ST .....	1,033	825	79.9	ILC .....	252	138	54.8
ME .....	120	81	67.5	ILS .....	144	119	82.6
MA .....	452	398	88.0	INN .....	111	76	68.5
NH .....	84	54	64.3	INS .....	221	133	60.2
RI .....	89	32	36.0	WLE .....	182	167	91.8
PR .....	308	282	91.6	WIW .....	70	25	35.7
2ND .....	2,435	944	38.8	8TH .....	2,058	1,435	69.7
CT .....	286	155	54.2	ARE .....	198	173	87.4
NYN .....	133	110	82.7	ARW .....	120	99	82.5
NYE .....	752	249	33.1	IAN .....	60	53	88.3
NYS .....	1,000	285	28.5	IAS .....	141	110	78.0
NYW .....	222	125	56.3	HN .....	348	84	24.1
VT .....	43	14	32.6	MOE .....	342	279	81.6
3RD .....	1,994	1,142	57.3	MOU .....	482	411	85.3
DE .....	57	45	78.8	NE .....	103	59	57.3
NJ .....	642	327	50.9	ND .....	104	82	78.8
PAE .....	687	358	52.0	SD .....	149	85	57.0
PAM .....	219	89	40.6	9TH .....	6,730	5,044	74.9
PAW .....	274	167	60.9	AK .....	181	150	82.9
VI .....	215	156	72.6	AZ .....	501	428	85.6
4TH .....	4,489	3,427	76.3	CAN .....	811	439	54.1
MD .....	1,128	858	76.2	CAE .....	528	343	65.2
NCE .....	343	311	90.7	CAC .....	1,176	886	75.3
NCM .....	248	219	88.0	CAS .....	1,000	341	34.1
NCW .....	287	252	87.8	HI .....	1,163	1,085	93.3
SC .....	471	282	59.9	ID .....	104	77	74.0
VAE .....	1,574	1,428	90.8	MT .....	102	71	69.6
VAW .....	182	120	65.9	NV .....	272	145	53.3
WVN .....	130	68	52.3	OR .....	178	87	48.8
WVS .....	170	111	65.3	WAE .....	103	117	76.5
5TH .....	4,311	3,219	74.7	WAW .....	728	586	80.4
LAE .....	479	283	59.2	GUAM .....	28	22	78.6
LAM .....	77	37	48.1	NHI .....	11	0	0.0
LAW .....	179	108	59.2	10TH .....	1,821	1,313	72.1
MSN .....	72	81	111.1	CO .....	276	197	71.4
MSN .....	107	92	86.0	KS .....	241	180	74.7
TXN .....	745	594	79.7	NM .....	213	192	90.1
TXE .....	180	121	67.2	OKN .....	158	138	88.1
TXS .....	1,486	1,150	77.4	OKE .....	123	75	61.0
TXW .....	995	765	76.8	OKW .....	592	379	64.0
6TH .....	3,149	1,998	63.4	UT .....	135	119	88.1
KYE .....	188	138	73.4	WY .....	83	35	42.2
KYW .....	387	380	98.2	11TH .....	4,685	3,816	81.2
MI.E .....	631	257	40.7	ALN .....	518	506	97.7
MI.W .....	216	119	55.1	ALW .....	276	228	82.6
OH.N .....	424	220	51.9	ALS .....	139	92	66.2
OKS .....	309	148	47.9	FLN .....	152	103	67.8
TNE .....	308	256	83.1	FLM .....	535	407	76.1
TNM .....	382	321	84.0	FLS .....	1,049	1,000	95.3
TNW .....	328	151	46.0	GAN .....	558	493	88.4
				GAM .....	672	631	93.9
				GAS .....	190	147	77.4

TABLE D-13 DEFENDANTS. U.S. DISTRICT COURTS  
DEFENDANTS IN TERMINATED CRIMINAL CASES WHO HAD BEEN DETAINED IN CUSTODY PRIOR TO DISMISSAL, PLEA OF GUILTY, OR TRIAL  
DURING THE TWELVE MONTH PERIOD ENDED JUNE 30, 1983

CIRCUIT AND DISTRICT	TOTAL DEFEN- DANTS	TOTAL DETAINEES		NUMBER OF DAYS OF DETENTION											
				1-10 DAYS		11-30 DAYS		31-90 DAYS		91-120 DAYS		121-150 DAYS		151 DAYS & OVER	
		NUM- BER	PER- CENT	NUM- BER	PER- CENT	NUM- BER	PER- CENT	NUM- BER	PER- CENT	NUM- BER	PER- CENT	NUM- BER	PER- CENT	NUM- BER	PER- CENT
TOTAL .....	41,044	9,387	22.9	3,991	42.5	1,504	16.0	3,413	36.4	224	2.4	77	.8	178	1.9
DC .....	475	195	41.1	116	59.5	42	21.5	30	15.4	5	2.6	0	.0	2	1.0
1ST .....	1,233	314	25.5	84	26.8	56	17.8	124	39.5	23	7.3	9	2.9	18	5.7
ME .....	142	5	3.5	2	40.0	0	.0	1	20.0	1	20.0	0	.0	1	20.0
MA .....	514	85	16.5	42	49.4	12	14.1	28	32.9	2	2.4	1	1.2	0	.0
NH .....	67	6	9.0	0	.0	1	16.7	5	83.3	0	.0	0	.0	0	.0
RI .....	117	0	.0	0	.0	0	.0	0	.0	0	.0	0	.0	0	.0
PR .....	393	218	55.5	40	18.3	43	19.7	90	41.3	20	9.2	8	3.7	17	7.8
2ND .....	2,793	425	15.2	138	32.5	89	20.9	166	39.1	18	4.2	3	.7	11	2.6
CT .....	316	9	2.8	1	11.1	4	44.4	4	44.4	0	.0	0	.0	0	.0
NY,N .....	159	0	.0	0	.0	0	.0	0	.0	0	.0	0	.0	0	.0
NY,E .....	862	0	.0	0	.0	0	.0	0	.0	0	.0	0	.0	0	.0
NY,S .....	1,136	329	29.0	120	36.5	74	22.5	129	39.2	4	1.2	0	.0	2	.6
NY,W .....	260	62	23.8	7	11.3	6	9.7	26	41.9	13	21.0	3	4.8	7	11.3
VT .....	60	25	41.7	10	40.0	5	20.0	7	28.0	1	4.0	0	.0	2	8.0
3RD .....	2,436	138	5.7	37	26.8	24	17.4	73	52.9	2	1.4	1	.7	1	.7
DE .....	69	3	4.3	1	33.3	0	.0	2	66.7	0	.0	0	.0	0	.0
NJ .....	743	10	1.3	3	30.0	0	.0	6	60.0	0	.0	0	.0	1	10.0
PA,E .....	693	35	5.1	0	.0	1	2.9	34	97.1	0	.0	0	.0	0	.0
PA,M .....	244	30	12.3	9	30.0	8	26.7	13	43.3	0	.0	0	.0	0	.0
PA,W .....	321	16	5.0	4	25.0	3	18.8	8	50.0	1	6.3	0	.0	0	.0
VI .....	366	44	12.0	20	45.5	12	27.3	10	22.7	1	2.3	1	2.3	0	.0

TABLE D-13 DEFENDANTS, U.S. DISTRICT COURTS  
DEFENDANTS IN TERMINATED CRIMINAL CASES WHO HAD BEEN DETAINED IN CUSTODY PRIOR TO DISMISSAL, PLEA OF GUILTY, OR TRIAL  
DURING THE TWELVE MONTH PERIOD ENDED JUNE 30, 1983

CIRCUIT AND DISTRICT	TOTAL DEFEN- DANTS	TOTAL DETAINEES		NUMBER OF DAYS OF DETENTION											
				1-10 DAYS		11-30 DAYS		31-90 DAYS		91-120 DAYS		121-150 DAYS		151 DAYS & OVER	
		NUM- BER	PER- CENT	NUM- BER	PER- CENT	NUM- BER	PER- CENT	NUM- BER	PER- CENT	NUM- BER	PER- CENT	NUM- BER	PER- CENT	NUM- BER	PER- CENT
4TH .....	5,427	682	12.6	261	38.3	140	20.5	270	39.6	10	1.5	1	.1	0	.0
MD .....	1,311	153	11.7	46	30.1	24	15.7	80	52.3	3	2.0	0	.0	0	.0
NC,E .....	412	32	7.8	9	28.1	5	15.6	18	56.3	0	.0	0	.0	0	.0
NC,M .....	267	50	18.7	14	28.0	11	22.0	25	50.0	0	.0	0	.0	0	.0
NC,W .....	307	146	47.6	81	55.5	24	16.4	40	27.4	1	.7	0	.0	0	.0
SC .....	591	129	21.8	55	42.6	31	24.0	43	33.3	0	.0	0	.0	0	.0
VA,E .....	1,978	109	5.5	36	33.0	25	22.9	46	42.2	2	1.8	0	.0	0	.0
VA,W .....	190	0	.0	0	.0	0	.0	0	.0	0	.0	0	.0	0	.0
WV,N .....	150	11	7.3	2	18.2	1	9.1	3	27.3	4	36.4	1	9.1	0	.0
WV,S .....	221	52	23.5	18	34.6	19	36.5	15	28.8	0	.0	0	.0	0	.0
5TH .....	4,979	1,302	26.1	515	39.6	226	17.4	516	39.6	37	2.8	5	.4	3	.2
LA,E .....	536	62	11.6	10	16.1	12	19.4	39	62.9	0	.0	1	1.6	0	.0
LA,M .....	83	19	22.9	6	31.6	6	31.6	7	36.8	0	.0	0	.0	0	.0
LA,W .....	207	47	22.7	15	31.9	16	34.0	16	34.0	0	.0	0	.0	0	.0
MS,N .....	88	8	9.1	1	12.5	1	12.5	6	75.0	0	.0	0	.0	0	.0
MS,S .....	131	23	17.6	6	26.1	6	26.1	8	34.8	1	4.3	1	4.3	1	4.3
TX,N .....	832	173	20.8	89	51.4	26	15.0	52	30.1	5	2.9	0	.0	1	.6
TX,E .....	198	7	3.5	3	42.9	0	.0	3	42.9	0	.0	1	14.3	0	.0
TX,S .....	1,775	134	7.5	54	40.3	14	10.4	56	41.8	8	6.0	2	1.5	0	.0
TX,W .....	1,129	829	73.4	331	39.9	145	17.5	329	39.7	23	2.8	0	.0	1	.1
6TH .....	3,608	560	15.5	282	50.4	82	14.6	180	32.1	7	1.3	2	.4	7	1.3
KY,E .....	261	2	.8	1	50.0	1	50.0	0	.0	0	.0	0	.0	0	.0
KY,W .....	444	48	10.8	12	25.0	5	10.4	30	62.5	1	2.1	0	.0	0	.0
MI,E .....	756	128	16.9	54	42.2	28	21.9	45	35.2	1	.8	0	.0	0	.0
MI,W .....	238	28	11.8	10	35.7	5	17.9	9	32.1	0	.0	0	.0	4	14.3
OH,N .....	452	66	14.6	35	53.0	12	18.2	19	28.8	0	.0	0	.0	0	.0
OH,S .....	346	131	37.9	72	55.0	16	12.2	38	29.0	3	2.3	2	1.5	0	.0
TN,E .....	329	113	34.3	80	70.8	12	10.6	18	15.9	2	1.8	0	.0	1	.9
TN,M .....	420	7	1.7	2	28.6	0	.0	5	71.4	0	.0	0	.0	0	.0
TN,W .....	362	37	10.2	16	43.2	3	7.7	16	43.2	0	.0	0	.0	2	5.4

383



TABLE D-13 DEFENDANTS, U.S. DISTRICT COURTS  
DEFENDANTS IN TERMINATED CRIMINAL CASES WHO HAD BEEN DETAINED IN CUSTODY PRIOR TO DISMISSAL, PLEA OF GUILTY, OR TRIAL  
DURING THE TWELVE MONTH PERIOD ENDED JUNE 30, 1983

CIRCUIT AND DISTRICT	TOTAL DEFEN- DANTS	TOTAL DETAINEES		NUMBER OF DAYS OF DETENTION										151 DAYS & OVER	
				1-10 DAYS		11-30 DAYS		31-90 DAYS		91-120 DAYS		121-150 DAYS			
		NUM- BER	PER- CENT	NUM- BER	PER- CENT	NUM- BER	PER- CENT	NUM- BER	PER- CENT	NUM- BER	PER- CENT	NUM- BER	PER- CENT	NUM- BER	PER- CENT
7TH .....	2,123	760	35.8	485	63.8	81	10.7	180	22.4	11	1.4	6	.8	7	.9
IL,N .....	1,000	559	55.9	412	73.7	36	6.4	88	15.7	11	2.0	6	1.1	6	1.1
IL,C .....	291	83	28.5	32	38.6	23	27.7	28	33.7	0	.0	0	.0	0	.0
IL,S .....	171	9	5.3	1	11.1	4	44.4	4	44.4	0	.0	0	.0	0	.0
IN,N .....	133	29	21.8	9	31.0	2	6.9	18	62.1	0	.0	0	.0	0	.0
IN,S .....	231	75	32.5	28	37.3	14	18.7	32	42.7	0	.0	0	.0	1	1.3
WI,E .....	214	1	.5	0	.0	1	100.0	0	.0	0	.0	0	.0	0	.0
WI,W .....	83	4	4.8	3	75.0	1	25.0	0	.0	0	.0	0	.0	0	.0
8TH .....	2,465	506	20.5	222	43.9	104	20.6	147	29.1	22	4.3	5	1.0	6	1.2
AR,E .....	223	0	.0	0	.0	0	.0	0	.0	0	.0	0	.0	0	.0
AR,W .....	132	14	10.6	4	28.6	3	21.4	7	50.0	0	.0	0	.0	0	.0
IA,N .....	66	2	3.0	0	.0	0	.0	1	50.0	1	50.0	0	.0	0	.0
IA,S .....	157	24	15.3	4	16.7	5	20.8	6	25.0	8	33.3	0	.0	1	4.2
MN .....	383	110	28.7	55	50.0	13	11.8	26	23.6	9	8.2	2	1.8	5	4.5
MO,E .....	407	145	35.6	69	47.6	45	31.0	31	21.4	0	.0	0	.0	0	.0
MO,W .....	677	68	10.0	26	38.2	14	20.6	28	41.2	0	.0	0	.0	0	.0
NE .....	116	8	6.9	4	50.0	1	12.5	3	37.5	0	.0	0	.0	0	.0
ND .....	116	57	49.1	22	38.6	7	12.3	25	43.9	3	5.3	0	.0	0	.0
SD .....	188	78	41.5	38	48.7	16	20.5	20	25.6	1	1.3	3	3.8	0	.0
9TH .....	7,922	3,320	41.9	1,366	41.1	491	14.8	1,369	41.2	42	1.3	20	.6	32	1.0
AK .....	209	14	6.7	5	35.7	0	.0	8	57.1	0	.0	0	.0	1	7.1
AZ .....	633	437	69.0	209	47.8	58	13.3	169	38.7	0	.0	1	.2	0	.0
CA,N .....	705	365	51.8	163	44.7	58	15.9	138	37.8	4	1.1	1	.3	1	.3
CA,E .....	637	197	30.9	78	39.6	34	17.3	54	27.4	8	4.1	9	4.6	14	7.1
CA,C .....	1,317	874	66.4	343	39.2	101	11.6	394	45.1	18	2.1	8	.9	10	1.1
CAS .....	1,151	961	83.5	395	41.1	146	15.2	410	42.7	6	.6	0	.0	4	.4
HI .....	1,370	0	.0	0	.0	0	.0	0	.0	0	.0	0	.0	0	.0
ID .....	115	0	.0	0	.0	0	.0	0	.0	0	.0	0	.0	0	.0
MT .....	155	7	4.5	3	42.9	1	14.3	3	42.9	0	.0	0	.0	0	.0
NV .....	334	90	26.9	36	40.0	10	11.1	43	47.8	1	1.1	0	.0	0	.0
OR .....	205	90	43.9	27	30.0	25	27.8	35	38.9	2	2.2	1	1.1	0	.0
WA,E .....	189	105	55.6	30	28.6	35	33.3	40	38.1	0	.0	0	.0	0	.0
WA,W .....	851	170	20.0	77	45.3	22	12.9	68	40.0	2	1.2	0	.0	1	.6
GUAM .....	36	10	27.8	0	.0	1	10.0	7	70.0	1	10.0	0	.0	1	10.0
NMI .....	15	0	.0	0	.0	0	.0	0	.0	0	.0	0	.0	0	.0

TABLE D-13 DEFENDANTS. U.S. DISTRICT COURTS  
DEFENDANTS IN TERMINATED CRIMINAL CASES WHO HAD BEEN DETAINED IN CUSTODY PRIOR TO DISMISSAL, PLEA OF GUILTY, OR TRIAL  
DURING THE TWELVE MONTH PERIOD ENDED JUNE 30, 1983

CIRCUIT AND DISTRICT	TOTAL DEFEN- DANTS	TOTAL DETAINEES		NUMBER OF DAYS OF DETENTION											
				1-10 DAYS		11-30 DAYS		31-90 DAYS		91-120 DAYS		121-150 DAYS		151 DAYS & OVER	
		NUM- BER	PER- CENT	NUM- BER	PER- CENT	NUM- BER	PER- CENT	NUM- BER	PER- CENT	NUM- BER	PER- CENT	NUM- BER	PER- CENT	NUM- BER	PER- CENT
10TH .....	2,155	189	8.8	64	33.9	47	24.9	71	37.6	0	.0	6	3.2	1	.5
CO .....	360	30	8.3	8	26.7	5	16.7	16	53.3	0	.0	0	.0	1	3.3
KS .....	284	41	14.4	12	29.3	7	17.1	16	39.0	0	.0	6	14.6	0	.0
NM .....	260	31	11.9	1	3.2	11	35.5	19	61.3	0	.0	0	.0	0	.0
OK,N .....	191	26	13.6	12	46.2	8	30.8	6	23.1	0	.0	0	.0	0	.0
OK,E .....	155	1	.6	0	.0	0	.0	1	100.0	0	.0	0	.0	0	.0
OK,W .....	654	60	9.2	31	51.7	16	26.7	13	21.7	0	.0	0	.0	0	.0
UT .....	157	0	.0	0	.0	0	.0	0	.0	0	.0	0	.0	0	.0
WY .....	94	0	.0	0	.0	0	.0	0	.0	0	.0	0	.0	0	.0
11TH .....	5,428	996	18.3	421	42.3	122	12.2	297	29.8	47	4.7	19	1.9	90	9.0
AL,N .....	576	0	.0	0	.0	0	.0	0	.0	0	.0	0	.0	0	.0
AL,M .....	324	0	.0	0	.0	0	.0	0	.0	0	.0	0	.0	0	.0
AL,S .....	168	16	9.5	0	.0	2	12.5	8	50.0	4	25.0	0	.0	2	12.5
FL,N .....	173	9	5.2	4	44.4	0	.0	4	44.4	0	.0	0	.0	1	11.1
FL,M .....	610	25	4.1	0	.0	20	80.0	5	20.0	0	.0	0	.0	0	.0
FL,S .....	1,929	623	32.3	207	33.2	56	9.0	214	34.3	41	6.6	18	2.9	87	14.0
GA,N .....	644	316	49.1	208	65.8	41	13.0	64	20.3	2	.6	1	.3	0	.0
GA,M .....	751	2	.3	1	50.0	0	.0	1	50.0	0	.0	0	.0	0	.0
GA,S .....	253	5	2.0	1	20.0	3	60.0	1	20.0	0	.0	0	.0	0	.0

TABLE E 1. FEDERAL PROBATION SYSTEM  
PERSONS RECEIVED FOR AND REMOVED FROM SUPERVISION  
DURING THE TWELVE MONTH PERIOD ENDED JUNE 30, 1983

CIRCUIT AND DISTRICT	PERSONS UNDER SUPER- VISION JULY 1 1982	RECEIVED FOR SUPERVISION									RECEIVED BY TRANSFER
		TOTAL RECEIVED	TOTAL LESS TRANS- FERS	COURT PROBA- TION	PRE- TRIAL DIVER- SION	U. S. MAGIS- TRATE PROBA- TION	PAROLE	MANDA- TORY RELEASE	MILI- TARY PAROLE	SPECIAL PAROLE	
TOTAL . . . .	58,338	41,019	33,784	14,587	2,170	7,280	5,899	2,016	276	1,555	7,235
DC . . . . .	1,530	1,007	812	217	-	94	373	74	1	52	195
1ST . . . .	1,481	996	847	496	95	30	125	48	9	44	149
ME . . . . .	104	82	70	53	8	-	7	1	-	1	12
MA . . . . .	830	571	476	256	69	23	59	36	3	30	95
NH . . . . .	111	65	51	43	-	-	6	1	1	-	14
RI . . . . .	140	100	92	36	2	5	15	4	-	-	8
PR . . . . .	296	178	158	78	16	2	38	6	5	13	20
2ND . . . .	4,949	3,007	2,378	1,169	152	303	369	220	23	142	629
CT . . . . .	400	294	235	147	14	12	31	16	5	10	59
NY,N . . . .	227	144	117	63	6	31	10	2	4	1	27
NY,E . . . .	1,985	1,075	771	283	39	99	187	114	8	47	304
NY,S . . . .	1,870	1,237	1,033	550	77	136	119	72	5	74	204
NY,W . . . .	395	202	181	107	7	25	21	13	1	7	21
VT . . . . .	72	55	41	19	9	-	7	3	-	3	14
3RD . . . .	4,115	2,431	2,060	1,026	161	321	303	129	13	107	371
DE . . . . .	126	98	68	26	8	14	9	7	2	2	30
NJ . . . . .	1,405	862	685	238	98	168	99	53	4	20	177
PA,E . . . .	1,402	820	723	426	-	105	88	44	4	56	97
PA,M . . . .	278	170	145	92	6	28	12	4	1	2	25
PA,W . . . .	661	337	299	155	45	6	50	16	2	25	38
VI . . . . .	243	144	140	89	4	-	45	-	-	2	4

**CONTINUED**

**7 OF 10**

TABLE E 1. FEDERAL PROBATION SYSTEM  
PERSONS RECEIVED FOR AND REMOVED FROM SUPERVISION  
DURING THE TWELVE MONTH PERIOD ENDED JUNE 30, 1983

TOTAL RE- MOVED	REMOVED FROM SUPERVISION									PERSONS UNDER SUPER- VISION JUNE 30 1983	CIRCUIT AND DISTRICT
	TOTAL LESS TRANS- FERS	COURT PROBA- TION	PRE- TRIAL DIVER- -SIGN	U. S. MAGIS- TRATE PROBA- TION	PAROLE	MANDA- TORY RELEASE	MILI- TARY PAROLE	SPECIAL PAROLE	REMOVED BY TRANS- FER		
39,177	32,151	12,977	2,053	6,369	6,739	2,082	277	1,654	7,026	60,180	.. TOTAL
1,119	1,018	323	5	188	367	70	-	65	101	1,418	..... DC
961	811	409	100	65	124	51	11	51	150	1,516	..... 1ST
86	59	35	9	3	8	3	-	1	27	100	..... ME
582	514	266	60	46	70	35	6	31	68	819	..... MA
51	29	21	1	-	2	2	2	1	22	125	..... NH
96	81	51	1	10	10	4	1	4	15	144	..... RI
146	128	36	29	6	34	7	2	14	18	328	..... PR
2,990	2,432	1,146	189	355	410	189	26	117	558	4,966	..... 2ND
218	189	107	11	10	32	17	4	8	29	476	..... CT
169	135	77	10	22	14	4	4	4	34	202	..... NY,N
1,102	907	378	74	154	177	85	8	31	195	1,958	..... NY,E
1,206	946	462	84	118	143	63	6	70	260	1,901	..... NY,S
249	217	94	7	49	40	19	4	4	32	348	..... NY,W
46	38	28	3	2	4	1	-	-	8	81	..... VT
2,526	2,178	1,009	168	347	402	129	19	104	348	4,020	..... 3RD
94	83	24	12	22	18	5	-	2	11	130	..... DE
887	721	290	87	153	105	53	9	24	166	1,380	..... NJ
796	713	334	9	134	129	47	3	57	83	1,426	..... PA,E
160	125	68	8	23	18	7	1	-	35	288	..... PA,M
444	394	191	51	15	93	17	6	21	50	554	..... PA,W
145	142	102	1	-	39	-	-	-	3	242	..... VI

TABLE E 1. FEDERAL PROBATION SYSTEM  
PERSONS RECEIVED FOR AND RECEIVED FROM SUPERVISION  
DURING THE TWELVE MONTH PERIOD ENDED JUNE 30, 1983

CIRCUIT AND DISTRICT	PERSONS UNDER SUPER- VISION JULY 1 1982	RECEIVED FOR SUPERVISION									RECEIVED BY TRANSFER
		TOTAL RECEIVED	TOTAL LESS TRANS- FERS	COURT PROBA- TION	PRE- TRIAL DIVER- SION	U.S. MAGIS- TRATE PROBA- TION	PAROLE	MANDA- TORY RELEASE	MILI- TARY PAROLE	SPECIAL PAROLE	
4TH . . . .	6,263	4,951	4,269	1,439	177	1,790	640	132	35	56	682
MD . . . . .	1,661	1,637	1,506	334	-	940	165	39	4	24	131
NC,E . . . . .	688	493	410	119	8	227	36	11	2	7	83
NC,M . . . . .	469	318	241	111	10	21	72	13	9	5	77
NC,W . . . . .	790	496	439	154	26	178	63	10	4	4	57
SC . . . . .	836	552	456	206	44	69	100	22	6	9	96
VA,E . . . . .	1,041	870	729	248	39	289	120	23	4	6	141
VA,W . . . . .	371	264	215	111	16	42	37	5	3	1	49
WV,N . . . . .	105	133	109	79	5	-	20	3	2	-	24
WV,S . . . . .	302	188	164	77	29	24	27	6	1	-	24
5TH . . . .	8,062	5,868	4,759	1,839	358	1,292	744	223	31	272	1,109
LA,E . . . . .	631	502	448	207	69	55	65	31	2	19	54
LA,M . . . . .	147	161	136	41	6	74	7	3	1	4	25
LA,W . . . . .	448	299	246	102	25	89	22	3	1	4	53
MS,N . . . . .	218	95	72	31	2	23	11	1	3	1	23
MS,S . . . . .	210	235	203	63	10	91	22	13	4	-	32
TX,N . . . . .	1,569	1,057	771	356	103	13	198	49	3	49	286
TX,E . . . . .	430	276	162	73	25	9	37	11	3	4	114
TX,S . . . . .	2,744	1,980	1,737	648	95	601	195	74	4	119	243
TX,W . . . . .	1,665	1,263	984	318	23	337	186	38	10	72	279
6TH . . . .	5,117	3,355	3,167	1,529	127	529	664	178	32	108	488
KY,E . . . . .	382	266	218	93	12	22	71	16	2	2	48
KY,W . . . . .	468	407	363	78	25	179	59	13	2	7	44
MI,E . . . . .	1,113	667	593	302	-	28	159	47	1	56	74
MI,W . . . . .	286	254	225	135	4	29	43	9	2	3	29
OH,N . . . . .	835	542	471	255	26	39	99	36	6	10	71
OH,S . . . . .	621	402	328	159	-	26	106	19	8	10	74
TN,E . . . . .	354	374	313	144	1	85	60	13	5	5	61
TN,M . . . . .	429	387	338	130	42	108	36	14	3	5	49
TN,W . . . . .	599	356	318	233	17	13	31	11	3	10	38

TABLE E 1. FEDERAL PROBATION SYSTEM  
PERSONS RECEIVED FOR AND REMOVED FROM SUPERVISION  
DURING THE TWELVE MONTH PERIOD ENDED JUNE 30, 1983

TOTAL RE- MOVED	REMOVED FROM SUPERVISION									PERSONS UNDER SUPER- VISION JUNE 30 1983	CIRCUIT AND DISTRICT
	TOTAL LESS TRANS- FERS	COURT PROBA- TION	PRE- TRIAL DIVER- SION	U.S. MAGIS- TRATE PROBA- TION	PAROLE	MANDA- TORY RELEASE	MILI- TARY PAROLE	SPECIAL PAROLE	REMOVED BY TRANS- FER		
4,745	3,827	1,299	181	1,472	646	126	30	73	918	6,469	.... 4TH
1,380	1,057	204	-	623	163	33	5	29	323	1,918	.... MD
487	390	122	23	161	59	11	3	11	97	694	.... NC,E
279	238	113	16	40	49	11	7	2	41	508	.... NC,M
614	548	181	32	243	73	9	2	8	66	672	.... NC,W
530	433	213	35	48	102	25	4	6	97	858	.... SC
948	767	251	42	288	143	26	4	13	181	963	.... VA,E
236	184	94	11	47	23	6	2	1	52	399	.... VA,W
89	58	32	6	4	13	2	-	1	31	149	.... WV,N
182	152	89	16	18	21	3	3	2	30	308	.... WV,S
5,410	4,300	1,466	253	983	1,008	241	36	313	1,110	8,520	.... 5TH
439	373	133	39	42	87	29	1	42	66	694	.... LA,E
112	85	29	1	21	27	4	-	3	27	196	.... LA,M
297	252	79	17	111	26	7	5	7	45	450	.... LA,W
108	85	54	1	12	10	3	5	-	23	205	.... MS,N
180	146	44	8	58	22	9	2	3	34	265	.... MS,S
1,024	819	330	78	77	233	55	7	39	205	1,602	.... TX,N
280	199	92	17	22	40	15	3	10	81	426	.... TX,E
1,813	1,426	534	59	314	307	73	4	135	387	2,911	.... TX,S
1,157	915	171	33	326	256	46	9	74	242	1,771	.... TX,W
3,293	2,814	1,157	149	466	721	198	17	106	479	5,479	.... 6TH
226	178	84	9	14	49	18	1	3	48	422	.... KY,E
444	377	79	28	185	66	18	-	1	67	431	.... KY,W
621	558	242	-	14	191	57	1	53	63	1,159	.... MI,E
209	158	76	4	18	46	10	-	4	51	331	.... MI,W
494	444	186	62	38	111	30	3	14	50	883	.... OH,N
363	312	117	1	31	119	27	8	9	51	660	.... OH,S
255	210	69	3	79	44	12	1	2	45	503	.... TN,E
345	283	115	22	84	42	12	1	7	62	471	.... TN,M
336	294	189	20	3	53	14	2	13	42	619	.... TN,W

TABLE E 1. FEDERAL PROBATION SYSTEM  
PERSONS RECEIVED FOR AND REMOVED FROM SUPERVISION  
DURING THE TWELVE MONTH PERIOD ENDED JUNE 30, 1983

CIRCUIT AND DISTRICT	PERSONS UNDER SUPER- VISION JULY 1 1982	RECEIVED FOR SUPERVISION									RECEIVED BY TRANSFER
		TOTAL RECEIVED	TOTAL LESS TRANS- FERS	COURT PROBA- TION	PRE- TRIAL DIVER- SION	U.S. MAGIS- TRATE PROBA- TION	PAROLE	MANDA- TORY RELEASE	MILI- TARY PAROLE	SPECIAL PAROLE	
7TH . . . .	3,890	2,437	2,118	1,206	195	180	323	105	15	94	319
IL,N . . . . .	2,145	1,177	1,049	708	77	21	130	61	5	47	128
IL,C . . . . .	334	246	223	134	13	39	25	8	2	2	23
IL,S . . . . .	279	180	144	49	24	19	31	7	3	11	36
IN,N . . . . .	324	182	158	60	25	1	47	8	1	16	24
IN,S . . . . .	472	358	301	113	22	77	57	13	4	15	57
WI,E . . . . .	238	215	184	99	30	18	27	7	-	3	31
WI,W . . . . .	98	79	59	43	4	5	6	1	-	-	20
8TH . . . . .	3,192	2,417	2,015	964	185	155	452	129	17	113	402
AR,E . . . . .	357	276	229	126	17	20	48	10	3	5	47
AR,W . . . . .	153	152	119	71	7	21	19	1	-	-	33
IA,N . . . . .	130	109	80	40	12	7	13	2	2	4	29
IA,S . . . . .	143	192	139	79	10	10	27	8	2	3	53
MN . . . . .	535	360	315	142	4	15	85	26	2	41	45
MO,E . . . . .	721	455	389	131	68	27	114	14	3	32	66
MO,W . . . . .	529	389	325	131	25	31	76	38	3	21	64
NE . . . . .	187	155	136	65	22	16	27	4	1	1	19
ND . . . . .	161	110	95	65	8	-	9	6	1	6	15
SD . . . . .	276	219	188	114	12	8	34	20	-	-	31
9TH . . . . .	10,771	7,624	6,093	2,613	401	1,435	849	468	39	288	1,531
AK . . . . .	192	182	149	80	6	36	15	4	1	7	33
AZ . . . . .	998	809	677	262	72	169	84	44	1	45	132
CA,N . . . . .	1,342	875	693	297	42	151	105	61	6	31	182
CA,E . . . . .	815	723	564	218	81	123	89	28	7	18	159
CA,C . . . . .	3,432	1,954	1,422	631	33	180	270	196	9	103	532
CA,S . . . . .	1,220	1,145	988	455	16	373	66	39	2	37	157
HI . . . . .	370	284	256	67	-	168	9	9	1	2	28
ID . . . . .	191	144	111	64	11	16	10	7	-	3	33
MT . . . . .	322	179	146	95	24	3	15	9	-	-	33
NV . . . . .	316	344	282	119	43	58	39	16	3	4	62
OR . . . . .	582	325	261	84	25	46	60	27	5	14	64
WA,E . . . . .	186	179	141	84	28	7	11	3	3	5	38
WA,W . . . . .	715	454	379	140	19	105	73	23	1	18	75
GUAM . . . . .	91	27	24	17	1	-	3	2	-	1	3
NMI . . . . .	1	-	-	-	-	-	-	-	-	-	-



TABLE E 1. FEDERAL PROBATION SYSTEM  
PERSONS RECEIVED FOR AND REMOVED FROM SUPERVISION  
DURING THE TWELVE MONTH PERIOD ENDED JUNE 30, 1983

TOTAL RE- MOVED	REMOVED FROM SUPERVISION									PERSONS UNDER SUPER- VISION JUNE 30 1983	CIRCUIT AND DISTRICT
	TOTAL LESS TRANS- FERS	COURT PROBA- TION	PRE- TRIAL DIVER- SION	U. S. MAGIS- TRATE PROBA- TION	PAROLE	MANDA- TORY RELEASE	MILI- TARY PAROLE	SPECIAL PAROLE	REMOVED BY TRANS- FER		
2,243	1,897	889	198	178	369	116	22	125	352	4,078	.... 7TH
1,079	946	513	115	38	139	52	11	78	133	2,243	.... IL,N
219	163	74	11	34	30	11	2	1	56	361	.... IL,C
190	152	67	8	20	42	5	3	7	38	269	.... IL,S
193	168	63	14	3	57	10	-	21	25	313	.... IN,N
330	273	88	10	62	73	23	4	13	57	500	.... IN,S
178	145	64	32	12	21	11	2	3	33	275	.... WI,E
60	50	20	8	9	7	4	-	2	10	117	.... WI,W
2,288	1,958	805	181	175	495	175	23	104	330	3,321	.... 8TH
227	183	85	15	23	37	12	2	9	44	406	.... AR,E
132	95	47	5	24	14	2	3	-	37	173	.... AR,W
109	92	37	12	12	19	9	1	2	17	130	.... IA,N
137	118	47	7	16	27	17	1	3	19	198	.... IA,S
354	328	137	8	22	84	39	1	37	26	541	.... MN
448	395	112	61	29	135	21	7	30	53	728	.... MO,E
383	339	118	28	28	102	39	5	19	44	535	.... MO,W
146	121	57	17	8	28	6	3	2	25	196	.... NE
128	109	69	11	3	17	8	-	1	19	143	.... ND
224	178	96	17	10	32	22	-	1	46	271	.... SD
7,198	5,760	2,367	287	1,228	1,072	459	31	316	1,438	11,197	.... 9TH
153	125	70	8	19	13	6	-	9	28	221	.... AK
751	590	208	30	112	140	46	2	52	161	1,054	.... AZ
673	572	193	56	86	129	60	10	38	101	1,544	.... CA,N
630	455	187	37	97	75	36	1	22	175	908	.... CA,E
1,925	1,646	732	36	212	366	184	5	111	279	3,461	.... CA,C
1,173	852	349	11	329	90	40	2	31	321	1,192	.... CA,S
339	300	73	-	198	15	7	1	6	39	315	.... HI
110	85	52	7	6	15	3	-	2	25	225	.... ID
192	157	83	25	2	33	11	-	3	35	309	.... MT
224	146	69	8	26	26	12	-	5	78	436	.... NV
353	295	107	25	57	69	25	4	8	58	554	.... OR
137	97	50	17	10	13	2	-	5	40	228	.... WA,E
513	418	175	27	74	87	25	6	24	95	656	.... WA,W
25	22	19	-	-	1	2	-	-	3	93	.... GUAM
-	-	-	-	-	-	-	-	-	-	1	.... NMI

TABLE E 1. FEDERAL PROBATION SYSTEM  
PERSONS RECEIVED FOR AND REMOVED FROM SUPERVISION  
DURING THE TWELVE MONTH PERIOD ENDED JUNE 30, 1983

CIRCUIT AND DISTRICT	PERSONS UNDER SUPER- VISION JULY 1 1982	RECEIVED FOR SUPERVISION									RECEIVED BY TRANSFER
		TOTAL RECEIVED	TOTAL LESS TRANS- FERS	COURT PROBA- TION	PRE- TRIAL DIVER- SION	U.S. MAGIS- TRATE PROBA- TION	PAROLE	MANDA- TORY RELEASE	MILI- TARY PAROLE	SPECIAL PAROLE	
10TH ...	3,061	2,180	1,689	683	123	374	337	89	20	63	491
CO .....	679	502	379	123	11	130	71	17	6	21	123
KS .....	438	339	293	121	38	48	54	21	3	8	46
NM .....	601	336	257	75	8	83	56	19	4	12	79
OK,N .....	266	176	135	79	1	8	36	5	2	4	41
OK,E .....	159	131	81	34	-	17	24	3	1	2	50
OK,W .....	450	351	266	81	18	72	64	16	3	12	85
UT .....	323	236	188	115	35	8	22	5	1	2	48
WY .....	146	109	90	55	12	8	10	3	-	2	19
11TH ...	5,907	4,446	3,577	1,406	196	777	720	221	41	216	869
AL,N .....	780	670	600	263	35	160	101	20	2	19	70
AL,M .....	281	198	170	74	7	42	33	11	3	-	28
AL,S .....	272	131	99	63	1	-	26	3	1	5	32
FL,N .....	287	267	204	24	6	112	40	14	3	5	63
FL,M .....	1,119	811	554	215	83	54	136	22	11	33	257
FL,S .....	1,443	1,147	932	363	4	111	204	109	9	132	215
GA,N .....	1,066	747	633	282	9	193	106	30	3	10	114
GA,M .....	331	217	177	67	8	44	40	4	6	8	40
GA,S .....	328	258	208	55	43	61	34	8	3	4	50

TABLE E 1. FEDERAL PROBATION SYSTEM  
PERSONS RECEIVED FOR AND REMOVED FROM SUPERVISION  
DURING THE TWELVE MONTH PERIOD ENDED JUNE 30, 1983

TOTAL RE- MOVED	TOTAL LESS TRANS- FERS	REMOVED FROM SUPERVISION								PERSONS UNDER SUPER- VISION JUNE 30 1983	CIRCUIT AND DISTRICT
		COURT PROBA- TION	PRE- TRIAL DIVER- SION	U.S. MAGIS- TRATE PROBA- TION	PAROLE	MANDA- TORY RELEASE	MILI- TARY PAROLE	SPECIAL PAROLE	REMOVED BY TRANS- FER		
2,185	1,711	663	142	305	392	100	21	88	474	3,056	... 10TH
481	360	140	5	83	79	23	7	23	101	720	.... CO
303	244	95	24	27	60	20	6	12	59	474	.... KS
424	347	109	31	107	65	17	2	16	77	513	.... NM
173	136	77	2	1	38	8	1	9	37	269	.... OK,N
108	74	30	3	13	19	4	-	5	34	181	.... OK,E
341	272	77	17	56	83	14	4	21	69	480	.... OK,W
226	175	83	38	10	32	10	1	1	51	333	.... UT
149	103	52	22	8	16	4	-	1	46	106	.... WY
4,213	3,445	1,444	200	607	733	228	41	192	768	6,140	... 11TH
660	567	234	36	140	122	23	2	10	93	790	.... AL,N
226	184	100	3	33	33	7	2	6	42	252	.... AL,M
173	138	73	2	8	32	8	3	12	35	230	.... AL,S
249	197	56	6	71	49	8	1	6	52	305	.... FL,N
757	608	244	65	63	145	26	12	53	149	1,173	.... FL,M
952	757	338	11	52	169	97	8	82	195	1,638	.... FL,S
711	597	275	7	138	116	40	5	16	114	1,102	.... GA,N
212	171	47	28	39	39	11	2	5	41	336	.... GA,M
273	226	77	42	63	28	8	6	2	47	313	.... GA,S

TABLE E 2. FEDERAL PROBATION SYSTEM  
PERSONS UNDER SUPERVISION BY DISTRICT AS OF JUNE 30, 1983

CIRCUIT AND DISTRICT	TOTAL	COURT PROBA- TION	PAROLE	MANDA- TORY RELEASE	MILI- TARY PAROLE	PRETRIAL DIVERSION	U.S. MAGIS- TRATE PROBA- TION	SPECIAL PAROLE
TOTAL .....	60,180	33,502	11,159	1,141	413	2,245	8,887	2,833
DC .....	1,418	504	588	49	1	-	218	58
1ST .....	1,516	978	236	29	15	93	69	96
ME .....	100	72	14	1	1	7	2	3
MA .....	819	507	109	20	6	68	55	54
NH .....	125	100	16	1	2	1	2	3
RI .....	144	112	20	2	-	1	5	4
PR .....	328	187	77	5	6	16	5	32
2ND .....	4,966	3,026	764	157	34	149	518	318
CT .....	476	328	72	12	5	12	25	22
NY,N .....	202	135	16	-	5	5	37	4
NY,E .....	1,958	1,110	334	75	13	49	260	117
NY,S .....	1,901	1,169	281	62	8	71	152	158
NY,W .....	348	226	52	7	3	7	42	11
VT .....	81	58	9	1	-	5	2	6
3RD .....	4,020	2,452	640	72	25	159	466	206
DE .....	130	66	24	4	3	8	18	7
NJ .....	1,380	768	193	34	11	83	242	49
PA,E .....	1,426	951	187	22	8	7	139	112
PA,M .....	288	199	21	2	1	14	45	6
PA,W .....	554	338	110	10	2	43	21	30
VI .....	242	130	105	-	-	4	1	2

TABLE E 2. FEDERAL PROBATION SYSTEM  
PERSONS UNDER SUPERVISION BY DISTRICT AS OF JUNE 30, 1983

CIRCUIT AND DISTRICT	TOTAL	COURT PROBA- TION	PAROLE	MANDA- TORY RELEASE	MILI- TARY PAROLE	PRETRIAL DIVERSION	U.S. MAGIS- TRATE PROBA- TION	SPECIAL PAROLE
4TH . . . . .	6,469	3,100	1,214	68	53	147	1,782	105
MD . . . . .	1,918	643	337	31	6	-	862	39
NC,E . . . . .	694	319	93	5	7	10	250	10
NC,M . . . . .	508	297	111	5	9	11	60	15
NC,W . . . . .	672	378	119	4	5	23	137	6
SC . . . . .	858	465	196	4	9	34	138	12
VA,E . . . . .	963	425	207	10	9	24	269	19
VA,W . . . . .	399	276	59	4	5	15	36	4
WV,N . . . . .	149	108	33	1	2	4	1	-
WV,S . . . . .	308	189	59	4	1	26	29	-
5TH . . . . .	8,520	4,323	1,422	135	54	386	1,698	502
LA,E . . . . .	694	399	103	17	3	79	63	30
LA,M . . . . .	196	73	29	1	2	1	82	8
LA,W . . . . .	450	293	46	1	4	41	58	7
MS,N . . . . .	205	129	36	2	4	3	28	3
MS,S . . . . .	265	120	36	5	5	10	85	4
TX,N . . . . .	1,602	867	332	34	9	99	171	90
TX,E . . . . .	426	266	73	6	3	29	41	8
TX,S . . . . .	2,911	1,486	383	49	10	96	691	196
TX,W . . . . .	1,771	690	384	20	14	28	479	156
6TH . . . . .	5,479	3,248	1,278	91	38	125	500	199
KY,E . . . . .	422	256	118	4	3	10	25	6
KY,W . . . . .	431	166	103	5	5	29	109	14
MI,E . . . . .	1,159	647	316	34	2	-	45	115
MI,W . . . . .	331	209	72	1	3	5	38	3
OH,N . . . . .	883	561	187	20	8	29	63	15
OH,S . . . . .	660	391	212	11	7	2	26	11
TN,E . . . . .	503	286	116	6	3	4	80	8
TN,M . . . . .	471	230	85	7	2	42	93	12
TN,W . . . . .	619	502	69	3	5	4	21	15

TABLE E 2. FEDERAL PROBATION SYSTEM  
PERSONS UNDER SUPERVISION BY DISTRICT AS OF JUNE 30, 1983

CIRCUIT AND DISTRICT	TOTAL	COURT PROBA- TION	PAROLE	MANDA- TORY RELEASE	MILI- TARY PAROLE	PRETRIAL DIVERSION	U. S. MAGIS- TRATE PROBA- TION	SPECIAL PAROLE
7TH.....	4,078	2,671	653	75	25	228	235	191
IL,N.....	2,243	1,612	275	50	12	106	73	115
IL,C.....	361	259	52	2	3	13	26	6
IL,S.....	269	141	67	5	2	20	21	13
IN,N.....	313	158	92	6	2	26	5	24
IN,S.....	500	249	107	12	4	28	79	21
WI,E.....	275	178	38	-	2	26	22	9
WI,W.....	117	74	22	-	-	9	9	3
8TH.....	3,321	1,932	730	52	21	193	221	172
AR,E.....	406	259	68	1	4	17	48	9
AR,W.....	173	124	25	2	-	6	15	1
IA,N.....	130	77	23	2	2	12	8	6
IA,S.....	198	129	34	3	1	16	11	4
MN.....	541	290	138	11	4	4	31	63
MO,E.....	728	337	220	5	3	71	40	48
MO,W.....	535	280	132	15	4	23	50	31
NE.....	196	132	27	1	1	21	12	2
ND.....	143	107	19	2	1	7	-	7
SD.....	271	197	44	6	1	16	6	1
9TH.....	11,197	6,276	1,717	264	64	449	1,889	538
AK.....	221	129	31	3	1	6	35	16
AZ.....	1,054	522	184	20	1	67	181	79
CAN.....	1,544	796	268	48	8	64	289	72
CA,E.....	908	457	151	10	13	94	150	33
CAC.....	3,461	2,124	545	109	17	47	451	168
CAS.....	1,192	673	103	18	3	11	322	62
HI.....	315	163	17	3	1	1	123	7
ID.....	225	151	24	5	-	13	25	7
MT.....	309	216	55	7	-	23	5	3
NV.....	436	258	49	7	4	44	62	12
OR.....	554	257	105	15	6	29	114	28
WA,E.....	228	150	22	2	4	25	19	6
WA,W.....	656	313	149	14	4	24	113	39
GUAM.....	93	67	14	3	2	1	-	6
NMI.....	1	1	-	-	-	-	-	-

TABLE E 2. FEDERAL PROBATION SYSTEM  
PERSONS UNDER SUPERVISION BY DISTRICT AS OF JUNE 30, 1983

CIRCUIT AND DISTRICT	TOTAL	COURT PROBA- TION	PAROLE	MANDA- TORY RELEASE	MILI- TARY PAROLE	PRETRIAL DIVERSION	U. S. MAGIS- TRATE PROBA- TION	SPECIAL PAROLE
10TH .....	3,056	1,626	573	49	26	130	528	124
CO .....	720	357	129	12	7	14	162	39
KS .....	474	256	87	13	6	42	54	16
NM .....	513	233	84	10	4	12	135	35
OK,N .....	269	186	45	1	3	3	24	7
OK,E .....	181	94	41	2	2	2	35	5
OK,W .....	460	202	128	9	2	17	87	15
UT .....	333	230	42	-	2	32	23	4
WY .....	106	68	17	2	-	8	8	3
11TH .....	6,140	3,366	1,344	100	57	186	763	324
AL,N .....	790	475	151	9	4	34	92	25
AL,M .....	253	145	54	5	1	5	40	3
AL,S .....	230	158	49	1	1	1	10	10
FL,N .....	305	94	90	7	7	8	89	10
FL,M .....	1,173	678	259	12	14	68	98	44
FL,S .....	1,638	891	389	48	9	6	103	192
GA,N .....	1,102	608	221	12	9	11	217	24
GA,M .....	336	176	66	5	6	17	56	10
GA,S .....	313	141	65	1	6	36	58	6

TABLE E 3. FEDERAL PROBATION SYSTEM  
PERSONS UNDER SUPERVISION BY DISTRICT AND OFFENSE, JUNE 30, 1983

CIRCUIT AND DISTRICT	GENERAL OFFENSES								
	TOTAL	HOMICIDE	ROBBERY	ASSAULT	BURGLARY	LARCENY	EMBEZ- ZLEMENT	FRAUD	AUTO THEFT
TOTAL .....	60,180	325	3,415	706	393	6,232	4,994	10,360	987
DC .....	1,418	29	201	41	49	147	72	189	8
1ST .....	1,516	7	61	21	2	207	129	285	25
ME .....	100	2	3	2	-	12	15	18	-
MA .....	819	-	37	12	2	118	61	159	14
NH .....	125	1	6	-	-	6	11	33	4
RI .....	144	2	4	1	-	20	13	41	7
PR .....	328	2	11	6	-	51	29	34	-
2ND .....	4,966	7	285	33	14	716	392	936	39
CT .....	476	-	24	5	2	40	48	110	6
NY,N .....	202	-	4	4	-	14	46	45	1
NY,E .....	1,958	4	142	14	5	341	112	313	20
NY,S .....	1,901	3	90	10	4	264	153	366	9
NY,W .....	348	-	22	-	3	53	29	86	2
VT .....	81	-	3	-	-	4	4	16	1
3RD .....	4,020	44	252	59	39	432	346	942	46
DE .....	130	-	8	3	1	16	13	18	2
NJ .....	1,380	3	68	12	7	187	157	372	14
PA,E .....	1,426	1	85	13	6	112	80	356	18
PA,M .....	288	2	14	2	-	21	32	91	3
PA,W .....	554	2	51	1	3	40	57	97	8
VI .....	242	36	26	28	22	56	7	8	1



TABLE E 3. FEDERAL PROBATION SYSTEM  
PERSONS UNDER SUPERVISION BY DISTRICT AND OFFENSE, JUNE 30, 1983

GENERAL OFFENSES--CONTINUED							SPECIAL OFFENSES				CIRCUIT AND DISTRICT
FORGERY AND COUNTER- FEITING	DAPCA (DRUG) LAWS			WEAPONS AND FIRE- ARMS	TRAFFIC	OTHER	IMMI- GRATION LAWS	LIQUOR, INTER- NAL REVENUE	POSTAL LAWS*	OTHER	
	MARI- HUANA	NAR- COTICS	CONTROL- LED SUB- STANCES								
4,714	3,722	6,911	2,492	2,505	1,899	2,432	3,239	129	1,053	3,672	.. TOTAL
77	35	229	91	66	82	74	1	-	8	19	..... DC
153	97	202	32	48	20	65	36	-	19	107	..... 1ST
22	6	1	1	4	2	6	1	-	-	5	..... ME
75	55	105	23	29	16	41	12	-	9	51	..... MA
14	13	10	4	5	2	5	-	-	-	11	..... NH
14	6	8	3	8	-	5	2	-	1	9	..... RI
28	17	78	1	2	-	8	21	-	9	31	..... PR
366	167	999	221	164	12	199	68	-	144	204	..... 2ND
20	26	80	17	28	5	22	7	-	11	25	..... CT
12	10	13	7	3	2	10	4	-	9	18	..... NY,N
172	57	371	82	73	4	88	26	-	52	82	..... NY,E
138	51	491	86	39	-	66	21	-	49	61	..... NY,S
18	16	29	20	12	1	11	8	-	22	16	..... NY,W
6	7	15	9	9	-	2	2	-	1	2	..... VT
295	101	389	293	146	33	214	32	-	171	186	..... 3RD
7	8	7	9	11	2	6	2	-	11	6	..... DE
84	41	105	71	41	12	65	15	-	60	66	..... NJ
102	21	187	157	62	8	59	4	-	82	73	..... PA,E
30	7	10	19	2	5	20	1	-	10	19	..... PA,M
65	16	75	35	21	5	48	1	-	8	21	..... PA,W
7	8	5	2	9	1	16	9	-	-	1	..... V

TABLE E 3. FEDERAL PROBATION SYSTEM  
PERSONS UNDER SUPERVISION BY DISTRICT AND OFFENSE, JUNE 30, 1983

CIRCUIT AND DISTRICT	GENERAL OFFENSES								
	TOTAL	HOMICIDE	ROBBERY	ASSAULT	BURGLARY	LARCENY	EMBEZ- ZLEMENT	FRAUD	AUTO THEFT
4TH .....	6,469	33	408	104	52	732	448	1,013	121
MD .....	1,918	7	124	29	14	167	99	229	21
NC,E .....	894	2	37	9	7	123	51	124	5
NC,M .....	508	-	53	4	1	45	45	84	8
NC,W .....	672	5	43	25	14	62	39	152	15
SC .....	858	2	53	8	3	106	68	158	32
VA,E .....	963	10	72	23	5	130	76	132	10
VA,W .....	399	6	13	4	3	45	30	63	7
WV,N .....	149	-	2	-	1	14	14	24	6
WV,S .....	308	1	11	2	4	40	26	47	17
5TH .....	8,520	27	203	59	14	601	552	1,101	89
LA,E .....	694	2	26	5	-	94	106	94	4
LA,M .....	196	1	7	-	3	17	23	21	-
LA,W .....	450	1	7	8	1	66	69	96	4
MS,N .....	205	-	4	1	2	9	14	50	9
MS,S .....	265	4	10	4	-	39	15	61	2
TX,N .....	1,602	7	56	6	2	129	114	254	21
TX,E .....	426	-	17	3	2	47	41	85	9
TX,S .....	2,911	6	50	13	2	84	104	232	32
TX,W .....	1,771	6	26	19	2	116	66	208	8
6TH .....	5,479	13	474	31	16	576	526	1,086	218
KY,E .....	422	2	26	1	9	36	34	47	23
KY,W .....	431	2	34	2	1	54	28	76	18
MI,E .....	1,159	-	147	8	3	79	87	207	52
MI,W .....	331	-	17	1	-	49	53	57	8
OH,N .....	883	2	100	5	1	111	131	197	31
OH,S .....	660	2	79	4	-	73	72	154	29
TN,E .....	503	3	29	2	1	65	43	66	36
TN,M .....	471	1	23	3	1	37	41	64	8
TN,W .....	619	1	19	5	-	72	37	218	13

TABLE E 3. FEDERAL PROBATION SYSTEM  
PERSONS UNDER SUPERVISION BY DISTRICT AND OFFENSE, JUNE 30, 1983

GENERAL OFFENSES--CONTINUED							SPECIAL OFFENSES				CIRCUIT AND DISTRICT
FORGERY AND COUNTER- FEITING	DAPCA (DRUG) LAWS		WEAPONS AND FIRE- ARMS	TRAFFIC	OTHER	IMMI- GRATION LAWS	LIQUOR, INTER- NAL REVENUE	POSTAL LAWS*	OTHER		
	MARI- HUANA	NAR- COTICS								CONTROL- LED SUB- STANCES	
450	409	378	207	357	840	349	11	71	89	397	.... 4TH
60	136	184	79	50	565	84	2	-	23	45	.... MD
40	48	23	14	32	84	31	-	-	7	57	.... NC,E
66	12	25	24	37	9	36	2	20	5	32	.... NC,M
54	39	15	7	46	46	36	-	19	3	52	.... NC,W
99	56	26	10	68	13	37	2	1	28	88	.... SC
50	73	77	35	47	114	62	2	-	5	40	.... VA,E
45	17	5	9	34	8	21	3	31	7	48	.... VA,W
22	13	4	13	5	1	18	-	-	2	10	.... WV,N
14	15	19	16	38	-	24	-	-	9	25	.... WV,S
545	865	883	334	354	76	246	1,773	5	81	712	.... 5TH
47	28	86	31	31	-	33	5	-	21	81	.... LA,E
5	6	12	12	12	2	2	-	1	2	70	.... LA,M
31	20	15	13	25	18	13	2	1	4	56	.... LA,W
27	11	5	5	12	8	18	1	1	5	25	.... MS,N
16	8	6	9	18	25	15	3	-	2	28	.... MS,S
226	105	167	59	71	2	46	218	-	13	106	.... TX,N
52	26	12	13	18	-	29	31	-	3	38	.... TX,E
87	466	298	103	111	12	44	1,101	-	11	155	.... TX,S
54	195	282	89	56	3	48	412	2	20	153	.... TX,W
518	215	457	178	254	174	255	14	8	87	379	.... 6TH
38	28	14	20	38	3	39	-	-	12	52	.... KY,E
32	27	10	15	23	60	18	-	1	-	30	.... KY,W
67	23	257	71	43	8	42	-	-	19	46	.... MI,E
25	20	31	13	14	1	12	5	-	8	17	.... MI,W
95	22	47	15	54	4	30	3	-	11	24	.... OH,N
65	26	27	23	22	7	34	-	-	9	34	.... OH,S
50	16	10	8	25	26	47	-	2	8	66	.... TN,E
50	25	27	5	26	62	16	1	4	13	64	.... TN,M
96	28	34	8	9	3	17	5	1	7	46	.... TN,W

TABLE E 3. FEDERAL PROBATION SYSTEM  
PERSONS UNDER SUPERVISION BY DISTRICT AND OFFENSE, JUNE 30, 1983

CIRCUIT AND DISTRICT	GENERAL OFFENSES								
	TOTAL	HOMICIDE	ROBBERY	ASSAULT	BURGLARY	LARCENY	EMBEZ- ZLEMENT	FRAUD	AUTO THEFT
7TH .....	4,078	10	198	22	18	468	476	960	73
IL,N .....	2,243	3	89	6	8	271	246	605	39
IL,C .....	361	2	12	4	—	26	46	104	4
IL,S .....	269	—	11	—	2	37	23	59	9
IN,N .....	313	1	21	2	3	32	40	43	6
IN,S .....	500	3	42	5	4	61	47	57	10
WI,E .....	275	1	15	4	1	24	45	73	2
WI,W .....	117	—	8	1	—	17	29	19	3
8TH .....	3,321	25	198	86	42	382	343	584	62
AR,E .....	406	—	20	3	1	53	74	79	6
AR,W .....	173	1	12	—	—	26	23	37	6
IA,N .....	130	2	9	1	2	16	9	26	1
IA,S .....	198	—	14	—	1	17	12	24	2
MN .....	541	2	43	10	3	26	51	85	8
MO,E .....	728	4	35	2	5	86	63	121	20
MO,W .....	535	1	49	7	7	39	59	99	11
NE .....	196	1	4	—	—	19	24	52	3
ND .....	143	2	2	19	7	18	15	25	—
SD .....	271	12	10	44	16	82	13	36	5
9TH .....	11,197	89	762	164	100	987	982	1,833	83
AK .....	221	—	11	4	1	16	21	27	2
AZ .....	1,054	38	30	40	9	62	57	128	12
CA,N .....	1,544	7	141	18	9	133	222	282	6
CA,E .....	908	1	70	8	6	93	84	115	5
CA,C .....	3,461	8	319	32	8	312	313	637	30
CA,S .....	1,192	1	35	6	1	40	46	114	8
HI .....	315	—	6	10	4	59	20	25	1
ID .....	225	6	8	4	5	21	19	46	2
MT .....	309	17	2	22	43	83	22	36	2
NV .....	436	3	20	3	2	24	22	89	4
OR .....	554	3	51	6	7	63	74	123	6
WA,E .....	228	1	10	6	2	17	17	59	4
WA,W .....	656	4	57	4	3	58	58	144	1
GUAM .....	93	—	2	1	—	5	7	8	—
NMI .....	1	—	—	—	—	1	—	—	—

TABLE E 3. FEDERAL PROBATION SYSTEM  
PERSONS UNDER SUPERVISION BY DISTRICT AND OFFENSE, JUNE 30, 1983

GENERAL OFFENSES--CONTINUED							SPECIAL OFFENSES				CIRCUIT AND DISTRICT
FORGERY AND COUNTER- FEITING	DAPCA (DRUG) LAWS			WEAPONS AND FIRE- ARMS	TRAFFIC	OTHER	IMMI- GRATION LAWS	LIQUOR, INTER- NAL REVENUE	POSTAL LAWS*	OTHER	
	MARI- HUANA	NAR- COTICS	CONTROL- LED SUB- STANCES								
319	120	538	144	173	56	153	101	1	56	192	.... 7TH
164	55	324	71	80	9	75	84	1	25	88	... IL,N
23	22	24	16	22	5	19	6	-	6	20	... IL,C
23	6	38	15	19	3	13	1	-	1	9	... IL,S
31	4	64	19	17	-	14	2	-	-	14	... IN,N
52	23	59	20	19	38	18	1	-	9	32	... IN,S
18	9	20	2	9	1	11	4	-	13	23	... WI,E
8	1	9	1	7	-	3	3	-	2	6	... WI,W
308	131	403	183	139	14	131	19	1	40	230	.... 8TH
56	15	21	13	11	2	14	3	-	4	31	... AR,E
18	13	2	7	8	4	6	1	-	1	8	... AR,W
6	9	26	8	3	-	4	2	-	2	4	... IA,N
8	18	29	8	16	1	8	5	-	3	32	... IA,S
18	23	115	60	39	3	18	3	-	11	23	... MN
99	20	135	48	17	2	21	1	-	12	37	... MO,E
52	23	57	24	25	2	26	1	1	3	49	... MO,W
32	3	10	3	7	-	9	3	-	3	23	... NE
12	6	3	9	10	-	8	-	-	-	7	... ND
7	1	5	3	3	-	17	-	-	1	16	... SD
795	600	1,531	414	342	292	362	916	1	208	736	.... 9TH
18	21	43	10	10	3	2	-	-	-	32	.... AK
61	98	166	16	47	3	50	174	-	13	50	.... AZ
119	70	207	61	30	57	39	37	1	29	76	.... CA,N
82	54	126	29	34	44	24	68	-	30	35	.... CA,E
281	168	423	132	100	35	105	275	-	74	209	.... CA,C
40	85	240	65	16	39	29	333	-	24	70	.... CA,S
15	19	41	6	10	56	19	-	-	5	19	.... HI
21	6	19	13	11	6	7	10	-	13	8	.... ID
27	4	10	4	8	2	9	-	-	1	17	.... MT
27	19	39	26	21	7	29	7	-	10	84	.... NV
30	20	45	25	21	3	16	4	-	6	51	.... OR
34	4	29	6	13	-	5	6	-	2	13	.... WA,E
35	23	109	17	14	37	22	2	-	1	67	.... WA,W
5	9	34	4	7	-	6	-	-	-	5	.... GUAM
-	-	-	-	-	-	-	-	-	-	-	.... NMI

TABLE E 3. FEDERAL PROBATION SYSTEM  
PERSONS UNDER SUPERVISION BY DISTRICT AND OFFENSE, JUNE 30, 1983

CIRCUIT AND DISTRICT	GENERAL OFFENSES								
	TOTAL	HOMICIDE	ROBBERY	ASSAULT	BURGLARY	LARCENY	EMBEZ- ZLEMENT	FRAUD	AUTO THEFT
10TH . . . . .	3,056	26	122	40	28	329	275	521	52
CO . . . . .	720	3	42	8	7	66	83	99	12
KS . . . . .	474	1	22	4	5	43	28	109	6
NM . . . . .	513	7	6	11	8	38	37	47	2
OK,N . . . . .	269	1	4	2	2	25	37	51	7
OK,E . . . . .	181	1	8	1	—	22	12	40	5
OK,W . . . . .	460	5	22	2	4	71	28	82	16
UT . . . . .	333	6	16	6	2	49	40	74	2
WY . . . . .	106	2	2	6	—	15	10	19	2
11TH . . . . .	6,140	15	251	46	19	655	453	910	171
AL,N . . . . .	790	—	39	9	2	119	46	86	50
AL,M . . . . .	253	—	7	2	2	54	22	44	7
AL,S . . . . .	230	1	13	—	—	22	18	34	7
FL,N . . . . .	305	1	17	4	1	41	22	30	9
FL,M . . . . .	1,173	6	48	9	2	132	139	194	24
FL,S . . . . .	1,638	1	33	7	5	67	79	179	13
GA,N . . . . .	1,102	5	62	7	3	135	78	242	49
GAM . . . . .	336	1	21	4	—	46	27	60	6
GAS . . . . .	313	—	11	4	2	39	22	41	6

TABLE E 3. FEDERAL PROBATION SYSTEM  
PERSONS UNDER SUPERVISION BY DISTRICT AND OFFENSE, JUNE 30, 1983

GENERAL OFFENSES--CONTINUED							SPECIAL OFFENSES				CIRCUIT AND DISTRICT
FORGERY AND COUNTER- FEITING	DAPCA (DRUG) LAWS			WEAPONS AND FIRE- ARMS	TRAFFIC	OTHER	IMMI- GRATION LAWS	LIQUOR, INTER- NAL REVENUE	POSTAL LAWS*	OTHER	
	MARI- HUANA	NAR- COTICS	CONTROL- LED SUB- STANCES								
225	185	279	153	137	110	117	190	3	45	219	... 10TH
33	33	96	29	23	40	26	52	-	10	58	.... CO
39	20	34	25	37	18	21	11	-	19	32	.... KS
16	44	58	33	11	25	14	89	1	10	56	.... NM
57	15	19	12	12	-	10	3	1	-	11	... OK,N
19	26	5	3	13	1	5	5	1	-	14	... OK,E
31	29	44	32	19	19	17	19	-	2	18	... OK,W
22	16	19	15	11	3	19	7	-	3	23	.... UT
8	2	4	4	11	4	5	4	-	1	7	.... WY
663	797	623	242	325	190	267	78	39	105	291	... 11TH
184	22	37	22	51	55	23	2	2	3	38	... AL,N
18	11	7	8	16	25	8	-	-	12	10	... AL,M
37	27	17	8	17	2	9	-	-	-	17	... AL,S
13	48	28	7	13	34	16	-	-	-	20	... FL,N
142	152	88	48	42	9	56	28	-	14	40	... FL,M
100	443	368	90	72	3	58	46	-	17	57	... FL,S
100	42	60	39	86	36	56	1	11	28	62	... GA,N
28	26	8	6	19	10	24	1	11	11	27	... GA,M
41	26	10	14	9	16	17	-	15	20	20	... GA,S

\* OBSTRUCTING MAIL, MAILING NON-MAILABLE MATERIAL  
AND OTHER POSTAL REGULATIONS.

TABLE E 4. FEDERAL PROBATION SYSTEM  
 PROBATIONERS RECEIVED FOR SUPERVISION BY DISTRICT AND LENGTH OF TERM  
 DURING THE TWELVE MONTH PERIOD ENDED JUNE 30, 1983 (EXCLUDES REINSTATEMENTS AND TRANSFERS)

CIRCUIT AND DISTRICT	TOTAL	TERM OF SUPERVISION (IN MONTHS)									PERCENT TO BE SUPERVISED 2 YEARS OR MORE
		1-6	7-11	12 ONLY	13-23	24 ONLY	25-35	36 ONLY	37-59	60 AND OVER	
TOTAL .....	13,410	177	62	661	420	2,254	538	4,483	1,215	3,600	90.2
DC .....	175	3	2	13	6	23	11	81	5	31	86.3
1ST .....	469	12	4	37	31	213	4	123	7	38	82.1
ME .....	52	2	-	2	1	36	-	7	-	4	90.4
MA .....	240	3	1	17	17	134	4	56	2	6	84.2
NH .....	41	1	-	2	1	9	-	12	-	16	90.2
RI .....	61	5	3	14	10	23	-	5	1	-	47.5
PR .....	75	1	-	2	2	11	-	43	4	12	93.3
2ND .....	1,085	21	8	73	30	209	38	361	84	261	87.6
CT .....	141	4	2	13	1	43	1	39	16	22	85.8
NY,N .....	61	-	1	9	1	17	3	21	2	7	82.0
NY,E .....	262	2	2	7	4	28	11	71	21	116	94.3
NY,S .....	505	11	3	31	23	106	21	178	34	98	86.5
NY,W .....	100	4	-	13	1	10	2	43	11	16	82.0
VT .....	16	-	-	-	-	5	-	9	-	2	100.0
3RD .....	931	7	10	38	40	162	37	263	108	266	89.8
DE .....	24	-	-	2	-	1	3	7	8	3	91.7
NJ .....	227	-	-	3	5	34	4	99	21	61	96.5
PA,E .....	366	4	3	10	14	29	15	86	51	154	91.5
PAM .....	87	-	-	6	3	43	2	24	1	8	99.7
PA,W .....	141	-	-	3	2	24	9	41	23	39	96.5
VI .....	86	3	7	14	16	31	4	6	4	1	53.5



TABLE E 4. FEDERAL PROBATION SYSTEM  
PROBATIONERS RECEIVED FOR SUPERVISION BY DISTRICT AND LENGTH OF TERM  
DURING THE TWELVE MONTH PERIOD ENDED JUNE 30, 1983 (EXCLUDES REINSTATEMENTS AND TRANSFERS)

CIRCUIT AND DISTRICT	TOTAL	TERM OF SUPERVISION (IN MONTHS)									PERCENT TO BE SUPERVISED 2 YEARS OR MORE
		1-6	7-11	12 ONLY	13-23	24 ONLY	25-35	36 ONLY	37-59	60 AND OVER	
4TH .....	1,312	14	7	59	31	188	46	463	135	369	91.5
MD .....	315	4	1	21	12	48	11	93	60	65	87.9
NC,E .....	107	-	-	3	-	9	-	12	6	77	97.2
NC,M .....	100	-	-	-	-	-	-	21	13	66	100.0
NC,W .....	137	-	-	7	-	46	2	71	2	9	94.9
SC .....	180	2	-	3	2	18	3	70	25	57	96.1
VA,E .....	223	7	5	18	8	34	17	86	8	40	83.0
VA,W .....	105	1	1	3	6	14	4	69	1	6	89.5
WV,N .....	77	-	-	2	2	11	6	25	11	20	94.8
WV,S .....	68	-	-	2	1	8	3	16	9	29	95.6
5TH .....	1,710	14	4	39	44	169	59	573	193	615	94.1
LA,E .....	201	2	1	5	6	20	10	73	16	68	93.0
LAM .....	38	-	-	1	-	3	1	11	-	22	97.4
LAW .....	98	-	-	3	-	6	-	24	4	61	96.9
MS,N .....	30	-	-	-	-	2	1	15	9	3	100.0
MS,S .....	61	-	-	2	2	8	2	9	7	31	93.4
TX,N .....	334	1	1	6	26	65	35	127	31	42	89.8
TX,E .....	69	1	-	-	3	2	1	39	4	19	94.2
TX,S .....	577	5	1	12	5	47	8	236	96	167	96.0
TX,W .....	302	5	1	10	2	16	1	39	26	202	94.0
6TH .....	1,441	27	5	94	75	386	73	510	79	192	86.1
KY,E .....	83	-	1	3	3	11	1	15	7	42	91.6
KY,W .....	76	-	1	5	1	41	1	9	4	14	90.8
MI,E .....	283	4	-	16	6	75	12	133	17	20	90.8
MI,W .....	125	3	-	-	10	14	7	54	7	30	89.6
OH,N .....	241	3	1	1	6	42	11	129	16	32	95.4
OH,S .....	155	3	1	12	10	30	20	51	9	19	83.2
TN,E .....	139	9	1	10	13	46	5	33	7	15	76.3
TN,M .....	124	2	-	16	6	40	4	33	8	15	80.6
TN,W .....	215	3	-	31	20	87	12	53	4	5	74.9

TABLE E 4. FEDERAL PROBATION SYSTEM  
PROBATIONERS RECEIVED FOR SUPERVISION BY DISTRICT AND LENGTH OF TERM  
DURING THE TWELVE MONTH PERIOD ENDED JUNE 30, 1983 (EXCLUDES REINSTATEMENTS AND TRANSFERS)

CIRCUIT AND DISTRICT	TOTAL	TERM OF SUPERVISION (IN MONTHS)									PERCENT TO BE SUPERVISED 2 YEARS OR MORE
		1-6	7-11	12 ONLY	13-23	24 ONLY	25-35	36 ONLY	37-59	60 AND OVER	
7TH .....	1,130	19	9	83	44	179	40	293	156	307	86.3
IL,N .....	648	7	3	28	9	71	16	164	115	235	92.7
IL,C .....	130	2	1	23	3	19	2	37	16	27	77.7
IL,S .....	46	3	-	6	5	7	1	4	3	17	69.6
IN,N .....	56	4	2	4	4	10	3	20	2	7	75.0
IN,S .....	111	2	2	9	15	23	14	26	11	9	74.8
WI,E .....	97	1	1	9	4	36	2	30	4	10	84.5
WI,W .....	42	-	-	4	4	13	2	12	5	2	81.0
8TH .....	890	16	3	35	39	222	54	350	62	109	89.6
AR,E .....	117	1	1	2	8	11	21	64	9	-	89.7
AR,W .....	71	-	-	2	6	17	5	28	4	9	88.7
IA,N .....	38	1	-	5	-	5	1	20	5	1	84.2
IA,S .....	71	8	-	2	-	28	3	27	1	2	85.9
MN .....	138	2	-	11	10	64	7	41	-	3	83.3
MO,E .....	120	1	-	-	-	7	5	47	7	53	99.2
MO,W .....	122	-	1	1	3	27	-	61	18	11	95.9
NE .....	55	1	-	6	1	9	2	11	8	17	85.5
ND .....	56	1	-	-	7	21	3	18	4	2	85.7
SD .....	102	1	1	6	4	33	7	33	6	11	88.2
9TH .....	2,329	26	5	104	30	253	97	812	185	817	92.9
AK .....	72	2	-	4	3	22	-	33	2	6	87.5
AZ .....	238	4	1	12	3	37	5	92	29	55	91.6
CA,N .....	275	4	1	22	6	21	4	73	23	121	88.0
CA,E .....	202	4	-	5	-	26	6	50	19	92	95.5
CA,C .....	505	3	1	6	5	34	20	197	40	199	97.0
CA,S .....	405	4	1	21	3	33	38	190	22	93	92.8
HI .....	62	1	-	2	2	2	2	11	-	42	91.9
ID .....	63	1	-	1	1	10	1	29	4	16	95.2
MT .....	90	3	-	5	2	20	8	30	9	13	88.9
NV .....	118	-	1	14	2	17	6	31	14	33	85.6
OR .....	77	-	-	-	1	1	1	1	3	70	98.7
WA,E .....	77	-	-	2	2	15	4	27	9	18	94.8
WA,W .....	128	-	-	6	-	13	2	45	9	53	95.3
GUAM .....	17	-	-	4	-	2	-	3	2	6	76.5

TABLE E 4. FEDERAL PROBATION SYSTEM  
 PROBATIONERS RECEIVED FOR SUPERVISION BY DISTRICT AND LENGTH OF TERM  
 DURING THE TWELVE MONTH PERIOD ENDED JUNE 30, 1983 (EXCLUDES REINSTATEMENTS AND TRANSFERS)

CIRCUIT AND DISTRICT	TOTAL	TERM OF SUPERVISION (IN MONTHS)									PERCENT TO BE SUPERVISED 2 YEARS OR MORE
		1-6	7-11	12 ONLY	13-23	24 ONLY	25-35	36 ONLY	37-59	60 AND OVER	
10TH .....	636	7	2	29	28	104	20	222	83	141	89.6
CO .....	109	-	-	3	2	6	4	27	27	40	95.4
KS .....	120	1	-	13	1	38	3	39	3	22	87.5
NM .....	68	-	-	1	2	5	3	33	3	21	95.6
OK,N .....	70	2	-	3	5	12	-	20	16	12	85.7
OK,E .....	33	-	-	-	-	5	1	11	7	9	100.0
OK,W .....	80	2	2	6	15	13	6	21	3	12	68.8
UT .....	104	-	-	1	1	16	2	47	16	21	98.1
WY .....	52	2	-	2	2	9	1	24	8	4	88.5
11TH .....	1,302	11	3	57	22	146	59	432	118	454	92.9
AL,N .....	243	-	1	6	5	25	25	99	32	50	95.1
AL,M .....	73	-	-	11	-	5	-	38	3	16	84.9
AL,S .....	57	-	-	1	-	1	4	12	5	34	98.2
FL,N .....	22	-	-	-	-	-	1	4	3	14	100.0
FL,M .....	194	2	-	7	6	26	6	69	30	48	92.3
FL,S .....	345	3	1	23	4	52	13	121	23	105	91.0
GA,N .....	255	6	1	8	3	30	6	70	12	119	92.9
GA,M .....	63	-	-	-	3	7	1	8	5	39	95.2
GA,S .....	50	-	-	1	1	-	3	11	5	29	96.0

TABLE E 5. FEDERAL PROBATION SYSTEM  
PROBATIONERS WHO COMPLETED SUPERVISION BY DISTRICT AND LENGTH OF TERM OF SUPERVISION  
DURING THE TWELVE MONTH PERIOD ENDED JUNE 30, 1983 (EXCLUDES REINSTATEMENTS AND TRANSFERS)

CIRCUIT AND DISTRICT	TOTAL	1-12 MONTHS			13-24 MONTHS			25-36 MONTHS			37-48 MONTHS			OVER 48 MONTHS		
		TOT	TERM EXP.	EARLY TERM	TOT	TERM EXP.	EARLY TERM	TOT	TERM EXP.	EARLY TERM	TOT	TERM EXP.	EARLY TERM	TOT	TERM EXP.	EARLY TERM
TOTAL .....	8,905	1,000	766	234	2,387	1,602	785	3,112	2,141	971	808	428	380	1,598	1,319	279
DC .....	201	20	15	5	50	32	18	83	58	25	23	10	13	25	17	8
1ST .....	296	58	51	7	156	126	30	59	52	7	9	7	2	14	12	2
ME .....	34	5	4	1	21	18	3	7	7	-	1	1	-	-	-	-
MA .....	179	25	23	2	109	89	20	31	26	5	6	5	1	8	7	1
NH .....	17	5	4	1	7	5	2	5	4	1	-	-	-	-	-	-
RI .....	36	18	16	2	14	12	2	3	3	-	1	-	1	-	-	-
PR .....	30	5	4	1	5	2	3	13	12	1	1	1	-	6	5	1
2ND .....	864	130	109	21	269	218	51	282	234	48	64	49	15	119	102	17
CT .....	90	21	16	5	33	25	8	23	16	7	8	4	4	5	5	-
NY,N .....	66	21	15	6	24	17	7	19	14	5	1	1	-	1	-	1
NY,E .....	293	36	31	5	69	52	17	98	82	16	21	15	6	69	58	11
NY,S .....	326	41	38	3	114	103	11	118	104	14	18	15	3	35	30	5
NY,W .....	72	11	9	2	19	17	2	19	16	3	15	14	1	8	8	-
VT .....	17	-	-	-	10	4	6	5	2	3	1	-	1	1	1	-
3RD .....	712	82	76	6	166	133	33	248	200	48	60	44	16	156	132	24
DE .....	16	1	1	-	2	1	1	8	4	4	3	2	1	2	1	1
NJ .....	221	20	17	3	64	50	14	85	71	14	15	9	6	37	30	7
PA,E .....	213	18	17	1	32	23	9	63	45	18	23	20	3	77	67	10
PA,M .....	53	8	8	-	19	17	2	11	9	2	2	-	2	13	12	1
PA,W .....	140	6	4	2	22	18	4	70	62	8	15	11	4	27	22	5
VI .....	69	29	29	-	27	24	3	11	9	2	2	2	-	-	-	-

TABLE E 5. FEDERAL PROBATION SYSTEM  
PROBATIONERS WHO COMPLETED SUPERVISION BY DISTRICT AND LENGTH OF TERM OF SUPERVISION  
DURING THE TWELVE MONTH PERIOD ENDED JUNE 30, 1983 (EXCLUDES REINSTATEMENTS AND TRANSFERS)

CIRCUIT AND DISTRICT	TOTAL	1-12 MONTHS			13-24 MONTHS			25-36 MONTHS			37-48 MONTHS			OVER 48 MONTHS		
		TOT	TERM EXP.	EARLY TERM	TOT	TERM EXP.	EARLY TERM	TOT	TERM EXP.	EARLY TERM	TOT	TERM EXP.	EARLY TERM	TOT	TERM EXP.	EARLY TERM
4TH .....	790	58	34	24	164	89	75	299	194	105	73	26	47	196	169	27
MD .....	135	15	8	7	48	25	23	46	31	15	9	2	7	17	14	3
NC,E .....	78	5	4	1	9	4	5	23	17	6	12	3	9	29	25	4
NC,M .....	75	1	-	1	4	2	2	22	12	10	10	5	5	38	31	7
NC,W .....	104	5	3	2	22	10	12	48	33	15	4	2	2	25	22	3
SC .....	126	5	4	1	14	8	6	57	35	22	18	8	10	32	28	4
VA,E .....	136	21	12	9	40	16	24	48	29	19	7	2	5	20	17	3
VA,W .....	67	4	3	1	17	15	2	35	23	12	5	2	3	6	6	-
WV,N .....	23	-	-	-	2	1	1	6	5	1	4	2	2	11	10	1
WV,S .....	46	2	-	2	8	8	-	14	9	5	4	-	4	18	16	2
5TH .....	971	60	50	10	211	137	74	342	218	124	139	88	51	219	169	50
LA,E .....	98	6	5	1	21	16	5	42	25	17	6	5	1	23	20	3
LA,M .....	17	1	-	1	2	2	-	7	5	2	4	3	1	3	2	1
LA,W .....	59	7	4	3	10	7	3	17	8	9	3	1	2	22	15	7
MS,N .....	48	3	2	1	4	4	-	17	14	3	18	13	5	6	5	1
MS,S .....	28	3	3	-	3	3	-	9	6	3	1	1	-	12	10	2
TX,N .....	212	12	12	-	54	39	15	76	61	15	27	17	10	43	34	9
TX,E .....	74	6	4	2	19	14	5	26	21	5	11	5	6	12	11	1
TX,S .....	343	16	14	2	73	40	33	113	67	46	60	39	21	81	61	20
TX,W .....	92	6	6	-	25	12	13	35	11	24	9	4	5	17	11	6
6TH .....	909	118	89	29	322	255	67	268	199	69	51	29	22	150	131	19
KY,E .....	57	1	1	-	9	8	1	14	12	2	4	1	3	29	27	2
KY,W .....	63	7	4	3	34	28	6	11	4	7	5	3	2	6	4	2
MI,E .....	196	16	13	3	78	67	11	57	47	10	14	9	5	31	26	5
MI,W .....	55	5	-	5	22	8	14	17	12	5	3	1	2	8	6	2
OH,N .....	146	9	8	1	25	21	4	58	41	17	4	3	1	50	46	4
OH,S .....	106	12	6	6	38	34	4	39	33	6	8	6	2	9	8	1
TN,E .....	52	9	6	3	18	13	5	17	13	4	2	2	-	6	6	-
TN,M .....	92	20	17	3	36	27	9	22	9	13	6	1	5	8	5	3
TN,W .....	142	39	34	5	62	49	13	33	28	5	5	3	2	3	3	-

TABLE E 5. FEDERAL PROBATION SYSTEM  
PROBATIONERS WHO COMPLETED SUPERVISION BY DISTRICT AND LENGTH OF TERM OF SUPERVISION  
DURING THE TWELVE MONTH PERIOD ENDED JUNE 30, 1983 (EXCLUDES REINSTATEMENTS AND TRANSFERS)

CIRCUIT AND DISTRICT	TOTAL	1-12 MONTHS			13-24 MONTHS			25-36 MONTHS			37-48 MONTHS			OVER 48 MONTHS		
		TOT	TERM EXP.	EARLY TERM	TOT	TERM EXP.	EARLY TERM	TOT	TERM EXP.	EARLY TERM	TOT	TERM EXP.	EARLY TERM	TOT	TERM EXP.	EARLY TERM
7TH .....	715	86	72	14	175	116	59	239	181	58	77	48	29	138	122	16
IL,N .....	393	28	24	4	67	49	18	140	116	24	53	39	14	105	96	9
IL,C .....	57	11	10	1	11	9	2	25	16	9	6	2	4	4	3	1
IL,S .....	58	6	5	1	14	12	2	17	11	6	4	—	4	17	13	4
IN,N .....	51	11	10	1	15	11	4	17	9	8	4	1	3	4	3	1
IN,S .....	78	12	11	1	28	18	10	25	22	3	7	5	2	6	5	1
WI,E .....	59	13	10	3	33	13	20	10	3	7	2	—	2	1	1	—
WI,W .....	19	5	2	3	7	4	3	5	4	1	1	1	—	1	1	—
8TH .....	514	54	36	18	198	147	51	174	128	46	33	23	10	55	46	9
AR,E .....	62	5	5	—	14	13	1	33	26	7	8	5	3	2	2	—
AR,W .....	37	3	2	1	11	4	7	16	15	1	3	3	—	4	2	2
IA,N .....	14	2	2	—	7	6	1	4	1	3	1	—	1	—	—	—
IA,S .....	29	7	3	4	12	8	4	6	3	3	3	3	—	1	—	1
MN .....	98	8	6	2	56	51	5	22	11	11	5	3	2	7	7	—
MO,E .....	63	4	3	1	9	8	1	25	21	4	1	—	1	24	21	3
MO,W .....	85	10	8	2	30	26	4	32	27	5	2	2	—	11	9	2
NE .....	34	4	3	1	11	2	9	12	6	6	3	—	3	4	3	1
ND .....	36	7	2	5	23	12	11	4	3	1	2	2	—	—	—	—
SD .....	56	4	2	2	25	17	8	20	15	5	5	5	—	2	2	—
9TH .....	1,548	129	80	49	347	143	204	620	321	299	144	40	104	308	236	72
AK .....	29	2	2	—	10	5	5	10	6	4	—	—	—	7	5	2
AZ .....	142	16	8	8	34	17	17	49	18	31	15	5	10	28	17	11
CA,N .....	126	12	8	4	25	11	14	52	32	20	12	4	8	25	23	2
CA,E .....	116	11	8	3	29	12	17	31	13	18	14	1	13	31	25	6
CA,C .....	458	21	14	7	74	36	38	214	135	79	49	18	31	100	76	24
CA,S .....	201	25	14	11	68	8	60	73	23	50	15	2	13	20	13	7
HI .....	41	4	2	2	5	4	1	11	8	3	3	1	2	18	13	5
ID .....	40	8	6	2	11	10	1	16	9	7	2	—	2	3	2	1
MT .....	69	8	6	2	26	15	11	21	10	11	4	2	2	10	8	2
NV .....	53	2	2	—	16	7	9	17	8	9	3	—	3	15	14	1
OR .....	79	3	—	3	8	2	6	28	12	16	10	1	9	30	23	7
WA,E .....	32	4	4	—	8	6	2	12	8	4	3	1	2	5	3	2
WA,W .....	146	10	4	6	27	5	22	81	36	45	12	3	9	16	14	2
GUAM .....	16	3	2	1	6	5	1	5	3	2	2	2	—	—	—	—

TABLE E 5. FEDERAL PROBATION SYSTEM  
 PROBATIONERS WHO COMPLETED SUPERVISION BY DISTRICT AND LENGTH OF TERM OF SUPERVISION  
 DURING THE TWELVE MONTH PERIOD ENDED JUNE 30, 1983 (EXCLUDES REINSTATEMENTS AND TRANSFERS)

CIRCUIT AND DISTRICT	TOTAL	1-12 MONTHS			13-24 MONTHS			25-36 MONTHS			37-48 MONTHS			OVER 48 MONTHS		
		TOT	TERM EXP.	EARLY TERM	TOT	TERM EXP.	EARLY TERM	TOT	TERM EXP.	EARLY TERM	TOT	TERM EXP.	EARLY TERM	TOT	TERM EXP.	EARLY TERM
10TH . . . .	442	61	37	24	118	63	55	151	97	54	46	25	21	66	55	11
CO . . . . .	82	8	6	2	17	13	4	24	20	4	17	9	8	16	11	5
KS . . . . .	75	15	8	7	34	14	20	13	6	7	4	3	1	9	9	-
NM . . . . .	65	6	5	1	10	4	6	26	22	4	5	1	4	18	16	2
OK,N . . . . .	49	7	6	1	11	7	4	20	14	6	9	7	2	2	2	-
OK,E . . . . .	21	2	1	1	1	-	1	13	9	4	3	1	2	2	2	-
OK,W . . . . .	57	5	4	1	16	10	6	22	14	8	5	3	2	9	9	-
UT . . . . .	52	13	4	9	14	6	8	16	2	14	2	1	1	7	4	3
WY . . . . .	41	5	3	2	15	9	6	17	10	7	1	-	1	3	2	1
11TH . . . .	943	144	117	27	211	143	68	347	259	88	89	39	50	152	128	24
AL,N . . . . .	142	11	9	2	34	16	18	60	39	21	23	11	12	14	7	7
AL,M . . . . .	80	23	18	5	10	3	7	29	25	4	8	1	7	10	8	2
AL,S . . . . .	44	4	3	1	7	5	2	12	11	1	2	-	2	15	17	2
FL,N . . . . .	40	1	1	-	11	11	-	18	12	6	4	1	3	6	4	2
FL,M . . . . .	159	19	14	5	32	19	13	74	54	20	16	7	9	18	14	4
FL,S . . . . .	243	29	20	9	78	65	13	90	71	19	18	10	8	28	25	3
GA,N . . . . .	164	51	46	5	27	18	9	36	28	8	8	5	3	42	38	4
GAM . . . . .	26	4	4	-	4	2	2	5	4	1	2	1	1	11	11	-
GAS . . . . .	45	2	2	-	8	4	4	23	15	8	8	3	5	4	4	-

TABLE E 6. FEDERAL PROBATION SYSTEM  
AVERAGE TERMS UNDER SUPERVISION FOR COURT PROBATIONERS HAVING COMPLETED THEIR  
TERMS SATISFACTORILY DURING THE TWELVE MONTH PERIOD ENDED JUNE 30, 1983  
(EXCLUDES REINSTATEMENTS AND TRANSFERS)

CIRCUIT AND DISTRICT	TOTAL	AVERAGE TERM IMPOSED (MONTHS)	AVERAGE TERM SERVED (MONTHS)	TERM EXPIRED	EARLY TERMINATIONS	
					NUMBER	PERCENT
TOTAL .....	8,905	37.6	33.5	6,256	2,649	29.7
DC .....	201	36.5	32.9	132	69	34.3
1ST .....	296	27.3	25.4	248	48	16.2
ME .....	34	25.9	24.9	30	4	11.8
MA .....	179	27.6	25.9	150	29	16.2
NH .....	17	24.3	22.5	13	4	23.5
RI .....	36	20.8	18.4	31	5	13.9
PR .....	30	36.8	33.4	24	6	20.0
2ND .....	864	33.8	31.6	712	152	17.6
CT .....	90	29.1	26.4	66	24	26.7
NY,N .....	66	24.8	23.3	47	19	28.8
NY,E .....	293	38.0	35.6	238	55	18.8
NY,S .....	326	32.9	30.9	290	36	11.0
NY,W .....	72	34.7	33.2	64	8	11.1
VT .....	17	36.2	26.8	7	10	58.8
3RD .....	712	37.6	35.2	585	127	17.8
DE .....	16	42.8	36.9	9	7	43.8
NE .....	221	36.7	33.9	177	44	19.9
PA,E .....	213	42.9	40.4	172	41	19.2
PAM .....	53	34.7	33.8	46	7	13.2
PAW .....	140	40.1	38.0	117	23	16.4
VI .....	69	20.1	18.5	64	5	7.2
4TH .....	790	41.5	36.6	512	278	35.2
MD .....	135	34.8	29.9	80	55	40.7
NC,E .....	78	48.1	41.9	53	25	32.1
NC,M .....	75	51.7	46.7	50	25	33.3
NC,W .....	104	40.3	36.4	70	34	32.7
SC .....	126	44.9	39.8	83	43	34.1
VA,E .....	136	36.6	30.4	76	60	44.1
VA,W .....	67	34.9	32.7	49	18	26.9
WV,N .....	13	48.7	46.9	18	5	21.7
WV,S .....	46	46.1	41.6	33	13	28.3
5TH .....	971	42.7	36.7	662	309	31.8
LA,E .....	98	40.0	36.4	71	27	27.6
LA,M .....	17	43.9	37.4	12	5	29.4
LA,W .....	59	45.4	37.6	35	24	40.7
MS,N .....	48	41.5	40.3	38	10	20.8
MS,S .....	28	43.1	41.9	23	5	17.9
TX,N .....	212	38.5	36.3	163	49	23.1
TX,E .....	74	38.9	34.5	55	19	25.7
TX,S .....	343	45.8	37.4	221	122	35.6
TX,W .....	92	42.8	33.3	44	48	52.2
6TH .....	909	33.9	31.6	703	206	22.7
KY,E .....	57	47.3	45.8	49	8	14.0
KY,W .....	63	32.6	28.4	43	20	31.7
MI,E .....	196	34.7	33.1	162	34	17.3
MI,W .....	55	38.2	30.2	27	28	50.9
OH,N .....	148	40.7	39.6	119	29	19.6
OH,S .....	106	32.5	30.0	87	19	17.9
TN,E .....	52	30.1	28.4	40	12	23.1
TN,M .....	92	30.2	26.3	59	33	35.9
TN,W .....	142	24.8	23.1	117	25	17.6

TABLE E 6. FEDERAL PROBATION SYSTEM  
AVERAGE TERMS UNDER SUPERVISION FOR COURT PROBATIONERS HAVING COMPLETED THEIR  
TERMS SATISFACTORILY DURING THE TWELVE MONTH PERIOD ENDED JUNE 30, 1983  
(EXCLUDES REINSTATEMENTS AND TRANSFERS)

CIRCUIT AND DISTRICT	TOTAL	AVERAGE TERM IMPOSED (MONTHS)	AVERAGE TERM SERVED (MONTHS)	TERM EXPIRED	EARLY TERMINATIONS	
					NUMBER	PERCENT
7TH .....	715	37.7	34.1	539	176	24.6
IL,N .....	393	42.2	38.6	324	69	17.6
IL,C .....	57	32.4	29.5	40	17	29.8
IL,S .....	58	41.2	35.9	41	17	29.3
IN,N .....	51	30.3	27.9	34	17	33.3
IN,S .....	78	30.9	29.3	61	17	21.8
WI,E .....	59	27.5	21.8	27	32	54.2
WI,W .....	19	27.8	24.8	12	7	36.8
8TH .....	514	32.9	30.2	380	134	26.1
AR,E .....	62	33.7	32.5	51	11	17.7
AR,W .....	37	33.4	32.9	26	11	29.7
IA,N .....	14	27.9	24.8	9	5	35.7
IA,S .....	29	28.9	23.9	17	12	41.4
MN .....	98	30.2	27.6	78	20	20.4
MO,E .....	63	44.0	40.2	53	10	15.9
MO,W .....	85	32.0	31.3	72	13	15.3
NE .....	34	37.7	29.7	14	20	58.8
ND .....	38	26.3	21.4	19	17	47.2
SD .....	56	30.9	28.0	41	15	26.8
9TH .....	1,548	40.8	34.5	820	728	47.0
AK .....	29	36.0	34.0	18	11	37.9
AZ .....	142	40.4	33.5	65	77	54.2
CAN .....	126	40.6	34.5	78	48	38.1
CA,E .....	116	43.5	35.9	59	57	49.1
CA,C .....	458	42.3	37.1	279	179	39.1
CA,S .....	201	38.1	28.6	60	141	70.1
HI .....	41	45.8	41.5	28	13	31.7
ID .....	40	32.4	28.6	27	13	32.5
MT .....	69	35.1	30.6	41	28	40.6
NV .....	53	43.2	36.0	31	22	41.5
OR .....	79	50.9	41.3	38	41	51.9
WA,E .....	32	37.2	33.4	22	10	31.3
WA,W .....	146	38.8	33.3	62	84	57.5
GUAM .....	16	30.4	27.9	12	4	25.0
10TH .....	442	36.1	31.7	277	165	37.3
CO .....	82	38.0	36.2	59	23	28.0
KS .....	75	30.5	26.5	40	35	46.7
NM .....	65	41.2	37.7	48	17	26.2
OK,N .....	49	35.3	29.7	36	13	26.5
OK,E .....	21	39.5	34.9	13	8	38.1
OK,W .....	57	38.5	33.5	40	17	29.8
UT .....	52	38.6	28.3	17	35	67.3
WY .....	41	29.8	27.7	24	17	41.5
11TH .....	943	37.0	32.7	686	257	27.3
AL,N .....	142	38.4	33.2	82	60	42.3
AL,M .....	80	34.2	30.0	55	25	31.3
AL,S .....	44	46.7	41.1	36	8	18.2
FL,N .....	40	36.9	34.4	29	11	27.5
FL,M .....	159	37.2	32.3	108	51	32.1
FL,S .....	243	34.3	31.1	191	52	21.4
GAN .....	164	35.9	31.9	135	29	17.7
GAM .....	26	44.7	40.0	22	4	15.4
GAS .....	45	42.5	35.2	28	17	37.8



TABLE E 7. FEDERAL PROBATION SYSTEM  
 PERSONS REMOVED FROM SUPERVISION SHOWING TYPE OF SUPERVISION AND VIOLATION  
 DURING THE TWELVE MONTH PERIOD ENDED JUNE 30, 1983 (EXCLUDES REINSTATEMENTS, RE-RELEASES, AND TRANSFERS)

TYPE OF SUPERVISION	TOTAL REMOVED	NO VIOLATION		WITH VIOLATION		TYPE OF VIOLATION					
		TOTAL	PER- CENT	TOTAL	PER- CENT	TECHNICAL#		MINOR#		MAJOR*	
						TOTAL	PER- CENT	TOTAL	PER- CENT	TOTAL	PER- CENT
TOTAL .....	27,215	22,171	81.5	5,044	18.5	3,021	11.1	461	1.7	1,562	5.7
PROBATION U.S. DISTRICT COURTS .....	11,101	9,188	82.8	1,913	17.2	1,176	10.6	185	1.7	552	5.0
PRETRIAL DIVERSION .....	1,960	1,888	96.3	72	3.7	60	3.1	4	0.2	8	0.4
FEDERAL PAROLE .....	5,143	3,543	68.9	1,600	31.1	834	16.2	130	2.5	636	12.4
MANDATORY RELEASE .....	1,735	1,441	83.1	294	16.9	182	10.5	23	1.3	89	5.1
MILITARY PAROLE FROM MILITARY INSTITUTION .....	238	228	95.8	10	4.2	5	2.1	3	1.3	2	0.8
PROBATION U.S. MAGISTRATES .....	5,681	4,810	84.7	871	15.3	590	10.4	102	1.8	179	3.2
MILITARY PAROLE FROM FEDERAL INSTITUTION .....	8	6	75.0	2	25.0	0	0.0	1	12.5	1	12.5
SPECIAL PAROLE TERM .....	1,349	1,067	79.1	282	20.9	174	12.9	13	1.0	95	7.0

# VIOLATION OF THE CONDITIONS OF SUPERVISION OTHER THAN CONVICTION FOR A NEW OFFENSE.

\* CONVICTION FOR MINOR OFFENSES SUCH AS DRUNK, DISORDERLY, PETTY THEFT, TRAFFIC VIOLATION, ETC. WHEN SENTENCE IS 90 DAYS OR LESS IMPRISONMENT, OR ONE YEAR OR LESS PROBATION, OR A FINE.

\* INVOLVEMENT IN OR CONVICTION OF A NEW MAJOR OFFENSE, INCLUDING ABSCONDED FROM CUSTODY, ARRESTED ON ANOTHER CHARGE, OR CONVICTED AND SENTENCED TO MORE THAN 90 DAYS IMPRISONMENT, OR MORE THAN ONE YEAR PROBATION.

(Revised)  
**TABLE E 7. FEDERAL PROBATION SYSTEM**  
**PERSONS REMOVED FROM SUPERVISION SHOWING TYPE OF SUPERVISION AND VIOLATION**  
**DURING THE TWELVE MONTH PERIOD ENDED JUNE 30, 1982 (EXCLUDES REINSTATEMENTS, RE-RELEASES, AND TRANSFERS)**

TYPE OF SUPERVISION	TOTAL REMOVED	NO VIOLATION		WITH VIOLATION		TYPE OF VIOLATION					
		TOTAL	PER- CENT	TOTAL	PER- CENT	TECHNICAL#		MINOR#		MAJOR*	
						TOTAL	PER- CENT	TOTAL	PER- CENT	TOTAL	PER- CENT
TOTAL .....	28,870	23,512	81.4	5,358	18.6	3,325	11.5	431	1.5	1,602	5.5
PROBATION U.S. DISTRICT COURTS .....	12,077	10,046	83.2	2,031	16.8	1,333	11.0	175	1.4	523	4.3
PRETRIAL DIVERSION .....	1,961	1,880	95.9	81	4.1	67	3.4	3	0.2	11	0.6
FEDERAL PAROLE .....	6,093	4,264	70.0	1,829	30.0	992	16.3	117	1.9	720	11.8
MANDATORY RELEASE .....	1,750	1,482	84.7	268	15.3	166	9.5	18	1.0	84	4.8
MILITARY PAROLE FROM MILITARY INSTITUTION .....	275	266	96.7	9	3.3	6	2.2	0	0.0	3	1.1
PROBATION U.S. MAGISTRATES .....	5,196	4,354	83.8	842	16.2	590	11.4	96	1.8	156	3.0
MILITARY PAROLE FROM FEDERAL INSTITUTION .....	4	4	100.0	0	0.0	0	0.0	0	0.0	0	0.0
SPECIAL PAROLE TERM .....	1,514	1,216	80.3	298	19.7	171	11.3	22	1.5	105	6.9

# VIOLATION OF THE CONDITIONS OF SUPERVISION OTHER THAN CONVICTION FOR A NEW OFFENSE.

\* CONVICTION FOR MINOR OFFENSES SUCH AS DRUNK, DISORDERLY, PETTY THEFT, TRAFFIC VIOLATION, ETC. WHEN SENTENCE IS 90 DAYS OR LESS IMPRISONMENT, OR ONE YEAR OR LESS PROBATION, OR A FINE.

\* INVOLVEMENT IN OR CONVICTION OF A NEW MAJOR OFFENSE, INCLUDING ABSCONDED FROM CUSTODY, ARRESTED ON ANOTHER CHARGE, OR CONVICTED AND SENTENCED TO MORE THAN 90 DAYS IMPRISONMENT, OR MORE THAN ONE YEAR PROBATION.

Table F-1  
U.S. Bankruptcy Courts  
Bankruptcy Estates Commenced, Terminated, and Pending  
During the Twelve Month Period Ended June 30, 1983

Circuit and District	Filed				Terminated				Pending			
	Act Cases (Estates) <sup>2</sup>	Code (Estates) <sup>1</sup>		Total Estates	Act Cases (Estates) <sup>2</sup>	Code (Estates) <sup>1</sup>		Total Estates	Act Cases (Estates) <sup>2</sup>	Code (Estates) <sup>1</sup>		Total Estates
		Cases	Joint Petitions			Cases	Joint Petitions			Cases	Joint Petitions	
Total .....	290	374,734	160,573	535,597	21,358	298,715	128,956	449,029	38,344	537,306	236,540	812,190
DC .....	-	795	111	906	-	599	76	675	153	1,441	199	1,793
1st Cir. ....	14	7,671	3,189	10,874	639	5,756	2,278	8,673	1,343	11,184	4,706	17,233
ME .....	1	736	326	1,063	237	948	419	1,604	239	1,543	684	2,466
MA .....	8	3,019	987	4,014	300	2,435	824	3,559	564	4,492	1,588	6,644
NH .....	-	636	275	911	23	555	256	834	105	873	332	1,310
RI .....	2	1,026	305	1,333	41	960	311	1,312	112	1,006	346	1,464
PR .....	3	2,254	1,296	3,553	38	858	468	1,364	323	3,270	1,756	5,349
2nd Cir. ....	29	20,499	6,629	27,157	2,253	20,570	7,423	30,246	3,714	28,524	11,075	43,313
CT .....	2	2,505	563	3,070	51	2,214	672	2,837	177	2,375	639	3,191
NY, N .....	7	3,817	1,668	5,492	735	4,635	2,162	7,532	348	7,442	3,491	11,281
NY, E .....	6	5,634	1,664	7,304	542	6,253	2,053	8,848	532	6,474	2,724	9,730
NY, S .....	2	3,596	609	4,207	268	3,008	671	3,947	1,517	4,627	741	6,885
NY, W .....	10	4,681	2,008	6,699	654	4,218	1,762	6,634	1,137	7,364	3,389	11,890
VT .....	2	286	117	385	3	242	103	348	5	242	91	336
3rd Cir. ....	12	20,874	9,113	29,999	908	15,400	7,073	23,381	3,335	38,802	17,164	59,301
DE .....	-	482	206	688	-	355	159	514	34	914	400	1,348
NJ .....	10	8,501	3,263	11,774	168	6,378	2,575	9,121	742	15,599	6,436	22,777
PA, E .....	-	5,883	2,317	8,200	565	4,421	1,799	6,785	2,043	12,626	5,256	19,925
PA, M .....	2	1,999	1,079	3,080	70	1,894	1,092	3,057	155	2,297	1,184	3,636
PA, W .....	-	4,002	2,247	6,249	105	2,352	1,447	3,904	355	7,321	3,883	11,559
VI .....	-	7	1	8	-	-	-	-	6	45	5	56
4th Cir. ....	31	24,234	10,574	34,839	2,750	20,041	8,618	31,409	3,230	41,628	19,502	64,360
MD .....	-	4,556	1,814	6,370	176	4,691	1,795	6,662	728	7,009	2,783	10,520
NC, E .....	10	2,421	1,197	3,628	352	2,748	1,418	4,518	108	4,275	2,350	6,739
NC, M .....	8	2,026	893	2,927	638	1,561	678	2,877	358	5,826	2,801	9,085
NC, W .....	2	1,651	898	2,551	996	863	492	2,351	1,097	5,342	2,995	9,434
SC .....	-	2,161	987	3,148	40	1,000	458	1,498	63	3,253	1,542	4,858
VA, E .....	7	5,989	2,135	8,131	199	5,500	1,978	7,677	207	6,665	2,673	9,545
VA, W .....	4	3,212	1,446	4,662	288	2,556	1,144	3,988	488	5,684	2,546	8,718
WV, N .....	-	802	441	1,243	17	744	450	1,211	38	1,228	646	1,912
WV, S .....	-	1,416	763	2,179	44	378	205	627	143	2,246	1,160	3,549
5th Cir. ....	24	24,901	12,286	37,211	573	15,984	7,634	24,191	3,696	43,549	21,982	69,227
LA, E .....	-	3,004	1,396	4,400	74	2,550	1,138	3,762	145	2,905	1,300	4,350
LA, M .....	1	825	388	1,214	9	487	210	706	60	1,471	714	2,245
LA, W .....	1	3,044	1,690	4,735	71	1,447	779	2,297	124	5,437	3,008	8,569
MS, N .....	-	1,269	582	1,851	11	1,286	612	1,909	11	1,082	489	1,582
MS, S .....	1	3,948	1,663	5,612	59	4,132	1,672	5,863	631	6,643	2,812	10,086
TX, N .....	6	3,931	1,884	5,821	78	2,167	1,134	3,379	656	7,086	3,347	11,089
TX, E .....	1	855	491	1,347	22	503	308	833	126	1,339	758	2,223
TX, S .....	9	5,147	2,588	7,744	178	2,668	1,373	4,219	997	10,003	5,168	16,168
TX, W .....	5	2,876	1,604	4,487	71	744	408	1,223	946	7,583	4,386	12,915
6th Cir. ....	39	57,748	24,523	82,310	3,097	51,880	21,744	76,721	3,411	82,726	36,273	122,410
KY, E .....	-	2,576	1,277	3,853	125	1,349	689	2,163	447	5,279	2,723	8,449
KY, W .....	3	4,248	1,916	6,167	87	3,764	1,810	5,661	70	5,129	2,382	7,561
MI, E .....	8	8,773	2,889	11,670	599	9,094	3,135	12,828	649	9,791	2,901	13,341
MI, W .....	2	3,956	1,803	5,761	157	3,525	1,612	5,294	191	7,639	3,683	11,513
OH, N .....	11	12,022	5,779	17,812	562	12,120	5,503	18,185	570	17,048	8,694	26,312
OH, S .....	7	11,321	5,401	16,729	629	10,647	4,991	16,267	788	14,954	7,545	23,287
TN, E .....	-	4,669	2,069	6,738	183	3,141	1,374	4,698	123	7,019	3,057	10,199
TN, M .....	1	3,922	1,519	5,442	185	3,478	1,322	4,985	143	4,839	1,924	7,006
TN, W .....	7	6,261	1,870	8,138	570	4,762	1,308	6,640	430	10,928	3,384	14,742

Table F-1  
U.S. Bankruptcy Courts  
Bankruptcy Estates Commenced, Terminated, and Pending  
During the Twelve Month Period Ended June 30, 1983  
(continued)

Circuit and District	Filed				Terminated				Pending			
	Act Cases (Estates) <sup>2</sup>	Code (Estates) <sup>1</sup>		Total Estates	Act Cases (Estates) <sup>2</sup>	Code (Estates) <sup>1</sup>		Total Estates	Act Cases (Estates) <sup>2</sup>	Code (Estates) <sup>1</sup>		Total Estates
		Cases	Joint Petitions			Cases	Joint Petitions			Cases	Joint Petitions	
7th Cir. ....	32	45,202	18,870	64,104	2,975	39,504	16,811	59,290	4,628	54,416	22,090	81,134
IL, N. ....	14	18,451	6,240	24,705	2,504	15,011	5,177	22,692	3,592	28,836	10,141	42,569
IL, C. ....	4	4,811	2,540	7,355	79	4,819	2,559	7,457	116	4,640	2,459	7,215
IL, S. ....	-	1,781	927	2,708	53	1,654	816	2,523	62	1,522	812	2,396
IN, N. ....	4	5,385	2,443	7,832	68	4,728	2,186	6,982	101	4,979	2,320	7,400
IN, S. ....	6	7,502	3,427	10,935	101	8,879	4,093	13,073	187	5,205	2,269	7,661
WI, E. ....	4	5,004	2,112	7,120	147	2,756	1,108	4,011	260	6,242	2,579	9,081
WI, W. ....	-	2,268	1,181	3,449	23	1,657	872	2,552	310	2,992	1,510	4,812
8th Cir. ....	27	22,368	11,221	33,616	1,451	20,923	10,513	32,887	1,416	26,837	13,672	41,925
AR, E. ....	4	2,098	999	3,101	220	1,526	681	2,427	366	3,697	1,790	5,853
AR, W. ....	2	869	472	1,343	22	694	389	1,105	36	1,232	747	2,015
IA, N. ....	1	1,684	993	2,678	28	1,286	757	2,081	50	1,888	1,093	3,031
IA, S. ....	1	1,829	1,011	2,841	46	1,871	1,061	2,978	15	1,849	1,032	2,896
MN. ....	18	5,041	2,445	7,504	783	4,640	2,269	7,692	505	8,025	3,956	12,486
MO, E. ....	1	3,229	1,273	4,503	27	3,802	1,569	5,398	91	2,865	1,186	4,142
MO, W. ....	-	3,786	1,939	5,725	183	4,009	2,049	6,241	136	2,715	1,356	4,207
NE. ....	-	2,290	1,243	3,533	74	2,040	1,145	3,259	143	2,490	1,383	4,016
ND. ....	-	718	386	1,104	23	480	268	771	23	912	468	1,403
SD. ....	-	824	460	1,284	45	565	325	935	51	1,164	661	1,876
9th Cir. ....	48	95,831	41,799	137,678	3,805	65,591	29,382	98,778	10,923	135,681	61,568	208,172
AK. ....	-	358	84	442	1	252	73	326	78	617	151	846
AZ. ....	8	5,271	2,710	7,989	185	4,289	2,183	6,657	350	7,791	4,129	12,270
CA, N. ....	8	14,832	5,475	20,315	874	10,484	3,719	15,077	2,459	22,963	8,824	34,246
CA, E. ....	2	11,303	6,693	17,398	629	10,726	5,699	17,054	1,293	19,872	11,098	32,263
CA, C. ....	16	35,706	13,660	49,382	568	20,087	7,679	28,334	1,815	42,071	16,625	60,511
CA, S. ....	-	6,293	2,655	8,948	383	2,251	966	3,600	2,983	12,237	5,454	20,674
HI. ....	-	677	234	901	25	526	171	722	274	1,442	527	2,243
ID. ....	-	2,341	1,407	3,828	190	1,959	1,230	3,379	103	3,541	2,380	6,024
MT. ....	1	1,022	593	1,556	17	849	462	1,328	11	1,194	630	1,835
NV. ....	1	2,957	1,234	4,192	104	1,368	633	2,105	300	5,627	2,310	8,237
OR. ....	2	5,929	3,013	8,944	293	4,787	2,491	7,571	69	6,656	3,376	9,901
WA, E. ....	-	2,329	1,153	3,482	282	2,422	1,232	3,936	758	3,434	1,789	6,122
WA, W. ....	10	6,775	3,466	10,251	254	5,579	2,839	8,672	403	8,167	4,250	12,820
GU. ....	-	38	12	50	-	12	5	17	25	69	25	119
NMI. ....	-	-	-	-	-	-	-	-	1	-	-	1
10th Cir. ....	15	22,102	11,210	33,327	707	17,307	8,847	26,061	894	25,897	13,495	40,286
CO. ....	5	6,081	2,962	9,048	197	5,121	2,574	7,892	133	8,221	4,281	12,635
KS. ....	-	4,296	2,285	6,583	262	3,897	2,076	6,235	310	5,299	2,880	8,429
NM. ....	5	1,572	845	2,422	57	1,241	678	1,976	156	1,954	1,048	3,158
OK, N. ....	1	1,936	957	2,894	99	1,795	891	2,785	122	2,030	994	3,146
OK, E. ....	-	659	379	1,038	-	447	253	700	1	552	304	857
OK, W. ....	1	3,127	1,499	4,627	12	1,758	869	2,639	70	3,169	1,430	4,669
UT. ....	3	3,657	1,873	5,533	68	2,560	1,258	3,886	82	3,852	1,957	5,691
WY. ....	-	772	410	1,182	12	488	248	748	20	1,080	601	1,771
11th Cir. ....	19	32,509	11,048	43,576	2,200	25,160	8,557	35,917	1,601	46,621	14,814	63,036
AL, N. ....	3	7,603	2,374	9,980	865	5,791	1,688	8,344	431	14,011	3,777	18,219
AL, M. ....	1	1,867	690	2,558	288	1,750	617	2,655	177	3,542	1,272	4,991
AL, S. ....	-	1,378	500	1,878	219	980	344	1,543	73	2,123	760	2,956
FL, N. ....	1	563	212	776	35	422	176	633	127	1,009	357	1,493
FL, M. ....	2	5,048	2,072	7,122	63	4,232	1,862	6,357	117	5,352	2,139	7,608
FL, S. ....	4	2,509	741	3,254	33	1,934	638	2,605	129	2,969	761	3,859
GA, N. ....	8	8,113	2,644	10,765	361	5,697	1,797	7,855	256	10,494	3,576	14,326
GA, M. ....	-	3,265	1,123	4,388	202	2,494	902	3,598	185	4,101	1,259	5,545
GA, S. ....	-	2,163	692	2,855	134	1,660	533	2,327	106	3,020	913	4,039

TABLE F-3A U.S. BANKRUPTCY COURTS  
BUSINESS AND NONBUSINESS BANKRUPTCY CODE CASES COMMENCED, BY CHAPTER OF THE BANKRUPTCY CODE,  
DURING THE TWELVE MONTH PERIOD ENDED JUNE 30, 1983

CIRCUIT AND DISTRICT	TOTAL FILINGS	CHAPTER 7	CHAPTER 11	CHAPTER 13	TOTAL BUSINESS FILINGS*	CHAPTER 7	CHAPTER 11	CHAPTER 13	TOTAL NONBUSINESS FILINGS	CHAPTER 7	CHAPTER 11	CHAPTER 13
TOTAL ...	374,734	251,319	21,206	102,201	69,818	43,758	18,306	7,746	304,916	207,561	2,900	94,455
DC .....	795	448	89	258	91	27	57	7	704	421	32	251
1ST ...	7,671	4,796	706	2,169	2,034	976	658	400	5,637	3,820	48	1,769
ME .....	736	553	38	145	248	187	36	25	488	366	2	120
MA .....	3,019	2,216	280	523	580	303	260	17	2,439	1,913	20	506
NH .....	636	521	59	56	223	147	57	19	413	374	2	37
RI .....	1,026	874	48	104	213	154	45	14	813	720	3	90
PR .....	2,254	632	281	1,341	770	185	260	325	1,484	447	21	1,016
2ND ...	20,499	15,587	1,278	3,634	4,020	2,407	1,240	373	16,479	13,180	38	3,261
CT .....	2,505	1,998	131	376	494	342	124	28	2,011	1,656	7	348
NY,N .....	3,817	3,292	155	370	892	660	152	80	2,925	2,632	3	290
NY,E .....	5,634	4,194	238	1,202	771	460	233	78	4,863	3,734	5	1,124
NY,S .....	3,596	2,714	513	369	832	320	495	17	2,764	2,394	18	352
NY,W .....	4,681	3,158	216	1,307	906	530	213	163	3,775	2,628	3	1,144
VT .....	266	231	25	10	125	95	23	7	141	136	2	3
3RD ...	20,874	12,730	1,258	6,885	3,121	1,847	1,116	157	17,753	10,883	142	6,728
DE .....	482	320	32	130	66	34	27	5	416	286	5	125
NJ .....	8,501	4,705	467	3,328	1,126	695	411	19	7,375	4,010	56	3,309
PA,E .....	5,883	2,706	316	2,861	568	257	273	38	5,315	2,449	43	2,823
PA,M .....	1,999	1,707	140	152	565	397	135	33	1,434	1,310	5	119
PA,W .....	4,002	3,288	300	414	793	464	267	62	3,209	2,824	33	352
VI .....	7	4	3	-	3	-	3	-	4	4	-	-

TABLE F-3A U.S. BANKRUPTCY COURTS  
BUSINESS AND NONBUSINESS BANKRUPTCY CODE CASES COMMENCED, BY CHAPTER OF THE BANKRUPTCY CODE,  
DURING THE TWELVE MONTH PERIOD ENDED JUNE 30, 1983

CIRCUIT AND DISTRICT	TOTAL FILINGS	CHAPTER 7	CHAPTER 11	CHAPTER 13	TOTAL BUSINESS FILINGS*	CHAPTER 7	CHAPTER 11	CHAPTER 13	TOTAL NONBUSINESS FILINGS	CHAPTER 7	CHAPTER 11	CHAPTER 13
4TH ...	24,234	15,966	1,183	7,085	3,923	2,403	1,023	497	20,311	13,563	160	6,588
MD .....	4,556	3,451	233	872	496	285	176	35	4,060	3,166	57	837
NC,E .....	2,421	1,003	134	1,284	423	216	124	83	1,998	787	10	1,201
NC,M .....	2,026	430	124	1,472	341	159	124	58	1,685	271	-	1,414
NC,W .....	1,951	630	97	924	203	105	77	21	1,448	525	20	903
SC .....	2,161	926	146	1,089	313	169	98	46	1,848	757	48	1,043
VA,E .....	5,989	5,147	181	661	847	621	169	57	5,142	4,526	12	604
VA,W .....	3,212	2,368	145	699	839	515	142	182	2,373	1,853	3	517
WV,N .....	802	719	59	24	250	183	58	9	552	536	1	15
WV,S .....	1,416	1,292	64	60	211	150	50	6	1,205	1,142	9	54
5TH ...	24,901	15,446	2,108	7,346	5,838	3,415	1,925	497	19,063	12,031	183	6,849
LA,E .....	3,004	2,079	196	729	519	323	181	15	2,485	1,756	15	714
LA,M .....	825	629	57	139	158	83	48	27	667	546	9	112
LA,W .....	3,044	2,146	207	691	681	445	197	39	2,363	1,701	10	652
MS,N .....	1,269	1,087	50	132	192	140	44	8	1,077	947	6	124
MS,S .....	3,948	1,971	152	1,825	268	138	104	26	3,680	1,833	48	1,799
TX,N .....	3,931	2,694	484	753	1,673	1,069	466	138	2,264	1,625	18	615
TX,E .....	855	608	108	138	337	221	98	17	518	387	10	121
TX,S .....	5,147	2,620	586	1,941	1,428	707	549	172	3,719	1,913	37	1,769
TX,W .....	2,878	1,612	268	998	582	289	238	55	2,296	1,323	30	943
6TH ...	57,748	38,660	1,781	17,306	7,549	5,016	1,617	915	50,199	33,644	164	16,391
KY,E .....	2,576	2,149	66	361	594	478	65	51	1,982	1,671	1	310
KY,W .....	4,248	3,356	147	745	479	333	121	25	3,769	3,023	26	720
MI,E .....	8,773	6,837	366	1,569	1,002	588	347	66	7,771	6,249	19	1,503
MI,W .....	3,956	2,226	183	1,547	724	417	179	128	3,232	1,809	4	1,419
OH,N .....	12,022	8,286	309	3,427	1,151	706	289	156	10,871	7,580	20	3,271
OH,S .....	11,321	7,793	289	3,239	1,612	1,143	279	190	9,709	6,650	10	3,049
TN,E .....	4,669	3,016	122	1,531	928	628	120	180	3,741	2,388	2	1,351
TN,M .....	3,922	2,962	116	844	791	611	109	71	3,131	2,351	7	773
TN,W .....	6,261	2,035	183	4,043	268	112	108	48	5,993	1,923	75	3,995

TABLE F-3A U. S. BANKRUPTCY COURTS  
BUSINESS AND NONBUSINESS BANKRUPTCY CODE CASES COMMENCED, BY CHAPTER OF THE BANKRUPTCY CODE,  
DURING THE TWELVE MONTH PERIOD ENDED JUNE 30, 1983

CIRCUIT AND DISTRICT	TOTAL FILINGS	CHAPTER 7	CHAPTER 11	CHAPTER 13	TOTAL BUSINESS FILINGS*	CHAPTER 7	CHAPTER 11	CHAPTER 13	TOTAL NONBUSINESS FILINGS	CHAPTER 7	CHAPTER 11	CHAPTER 13
7TH ...	45,202	33,756	1,596	9,850	7,083	5,020	1,467	596	38,119	28,736	129	9,254
IL,N.....	18,451	10,762	703	6,986	2,242	1,275	684	283	16,209	9,487	19	6,703
IL,C.....	4,811	4,324	80	407	1,026	887	75	64	3,785	3,437	5	343
IL,S.....	1,781	1,485	36	260	457	383	34	40	1,324	1,102	2	220
IN,N.....	5,385	4,532	180	673	688	498	152	38	4,697	4,034	28	635
IN,S.....	7,502	6,918	244	340	842	579	225	38	6,660	6,339	19	302
WI,E.....	5,004	4,055	148	801	967	762	138	67	4,037	3,293	10	734
WI,W.....	2,268	1,880	205	383	861	636	159	66	1,407	1,044	46	317
8TH ...	22,368	17,264	1,336	3,766	6,590	4,849	1,223	516	15,778	12,415	113	3,250
AR,E.....	2,098	709	129	1,260	334	141	117	76	1,764	568	12	1,184
AR,W.....	869	539	54	276	179	108	49	22	690	431	5	254
IA,N.....	1,684	1,471	130	82	813	642	127	43	871	829	3	39
IA,S.....	1,829	1,590	109	130	591	452	103	36	1,238	1,138	6	94
MN.....	5,041	3,879	236	926	1,495	1,171	229	95	3,546	2,708	7	831
MO,E.....	3,229	2,937	103	189	603	493	92	18	2,626	2,444	11	171
MO,W.....	3,786	3,216	203	367	1,075	828	177	70	2,711	2,388	26	297
NE.....	2,290	1,735	131	423	659	485	92	81	1,631	1,250	39	342
ND.....	718	589	99	30	379	266	99	14	339	323	-	16
SD.....	824	599	142	83	462	263	138	61	362	336	4	22
9TH ...	95,831	62,625	6,897	26,307	20,053	11,853	5,533	2,665	75,778	50,772	1,364	23,642
AK.....	358	229	80	49	187	97	76	14	171	132	4	35
AZ.....	5,271	4,506	363	402	1,490	1,055	332	103	3,781	3,451	31	299
CA,N.....	14,832	8,014	1,130	5,687	3,654	1,884	828	941	11,178	6,130	302	4,746
CA,E.....	11,303	8,007	851	2,445	3,033	1,917	667	449	8,270	6,090	184	1,996
CA,C.....	35,706	22,450	2,207	11,049	5,747	3,350	1,808	589	29,959	19,100	399	10,460
CA,S.....	6,293	3,193	785	2,315	931	371	501	59	5,362	2,822	284	2,256
HI.....	677	464	63	129	266	173	72	20	411	291	11	109
ID.....	2,341	1,582	124	635	580	301	122	157	1,761	1,281	2	478
MT.....	1,022	888	89	45	287	195	80	12	735	693	9	33
NV.....	2,957	2,313	345	299	645	290	308	47	2,312	2,023	37	252
OR.....	5,929	4,645	230	1,054	1,613	1,226	223	164	4,316	3,419	7	890
WA,E.....	2,329	1,784	223	322	572	356	190	26	1,757	1,428	33	296
WA,W.....	6,775	4,521	381	1,873	1,039	634	321	84	5,736	3,887	60	1,789
GUAM.....	38	29	6	3	9	4	5	-	29	25	1	3
NMI.....	-	-	-	-	-	-	-	-	-	-	-	-

TABLE F-3A U.S. BANKRUPTCY COURTS  
BUSINESS AND NONBUSINESS BANKRUPTCY CODE CASES COMMENCED, BY CHAPTER OF THE BANKRUPTCY CODE,  
DURING THE TWELVE MONTH PERIOD ENDED JUNE 30, 1983

CIRCUIT AND DISTRICT	TOTAL FILINGS	CHAPTER 7	CHAPTER 11	CHAPTER 13	TOTAL BUSINESS FILINGS*	CHAPTER 7	CHAPTER 11	CHAPTER 13	TOTAL NONBUSINESS FILINGS	CHAPTER 7	CHAPTER 11	CHAPTER 13
10TH ..	22,102	16,375	1,398	4,329	4,843	3,133	1,176	534	17,259	13,242	222	3,795
CO .....	6,081	3,898	259	1,924	1,541	1,018	237	286	4,540	2,880	22	1,638
KS .....	4,298	3,232	96	970	594	466	72	56	3,704	2,766	24	914
NM .....	1,572	1,311	127	134	208	107	92	9	1,364	1,204	35	125
OK,N .....	1,936	1,750	98	88	387	290	90	7	1,549	1,460	8	81
OK,E .....	659	605	28	26	231	198	28	5	428	407	-	21
OK,W .....	3,127	2,618	243	266	513	301	198	14	2,614	2,317	45	252
UT .....	3,657	2,317	480	854	1,040	498	402	140	2,617	1,819	84	714
WY .....	772	644	61	67	329	255	57	17	443	389	4	50
11TH ..	32,509	17,666	1,576	13,266	4,673	2,812	1,271	589	27,836	14,854	305	12,677
AL,N .....	7,603	2,808	150	4,645	543	412	101	30	7,060	2,396	49	4,615
AL,M .....	1,867	858	50	959	328	236	43	49	1,539	622	7	910
AL,S .....	1,378	644	41	693	166	112	40	14	1,212	532	1	679
FL,N .....	563	439	65	59	203	140	55	8	360	299	10	51
FL,M .....	5,048	4,213	449	386	966	553	352	61	4,082	3,660	97	325
FL,S .....	2,509	1,894	334	280	603	309	288	5	1,906	1,585	46	275
GA,N .....	8,113	3,755	253	4,105	1,243	639	217	387	6,870	3,116	36	3,718
GA,M .....	3,265	2,079	80	1,106	362	281	62	19	2,903	1,798	18	1,087
GA,S .....	2,163	976	154	1,033	259	130	113	16	1,904	846	41	1,017

\* THESE FIGURES INCLUDE THE FOLLOWING CASES NOT REFLECTED ELSEWHERE:  
NJ ..... CHAPTER 9 = 1 TX,E ..... CHAPT 7 CB = 1 MI,E ..... CHAPT 11 RR = 1  
IA,N ..... CHAPTER 7 CB = 1 NE ..... CHAPTER 9 = 1 CA,N ..... CHAPTER 9 = 1  
HI ..... CHAPTER 7 CB = 1 FL,S ..... SECTION 304 = 1

TABLE F-3B U.S. BANKRUPTCY COURTS  
BUSINESS AND NONBUSINESS BANKRUPTCY CODE ESTATES COMMENCED, BY CHAPTER OF THE BANKRUPTCY CODE,  
DURING THE TWELVE MONTH PERIOD ENDED JUNE 30, 1983

CIRCUIT AND DISTRICT	TOTAL ESTATES	CHAPTER 7	CHAPTER 11	CHAPTER 13	TOTAL BUSINESS ESTATES*	CHAPTER 7	CHAPTER 11	CHAPTER 13	TOTAL NONBUSINESS ESTATES	CHAPTER 7	CHAPTER 11	CHAPTER 13
TOTAL . . .	535,307	361,274	25,203	148,822	95,439	62,452	21,039	11,940	439,868	298,822	4,164	136,882
DC . . . . .	906	503	93	310	94	29	58	7	812	474	35	303
1ST . . . . .	10,860	8,624	786	3,470	2,598	1,240	699	659	8,262	5,384	67	2,811
ME . . . . .	1,062	701	38	223	332	257	36	39	730	544	2	184
MA . . . . .	4,006	2,952	294	760	643	352	269	22	3,363	2,600	25	738
NH . . . . .	911	761	63	87	280	194	60	26	631	567	3	61
RI . . . . .	1,331	1,124	50	157	246	183	46	17	1,085	941	4	140
PR . . . . .	3,550	986	321	2,243	1,097	254	288	555	2,453	732	33	1,688
2ND . . . . .	27,128	20,474	1,336	5,318	4,936	3,106	1,292	538	22,192	17,368	44	4,780
CT . . . . .	3,068	2,444	137	487	573	407	127	39	2,495	2,037	10	448
NY,N . . . . .	5,485	4,758	171	556	1,227	947	167	113	4,258	3,811	4	443
NY,E . . . . .	7,298	5,289	245	1,764	909	555	240	114	6,389	4,734	5	1,650
NY,S . . . . .	4,205	3,201	515	489	859	341	496	22	3,346	2,860	19	467
NY,W . . . . .	6,689	4,441	239	2,009	1,202	724	236	242	5,487	3,717	3	1,767
VT . . . . .	383	341	29	13	166	132	26	8	217	209	3	5
3RD . . . . .	29,987	18,555	1,394	10,037	3,885	2,449	1,200	235	26,102	16,106	194	9,802
DE . . . . .	688	445	37	206	74	40	28	6	614	405	9	200
NJ . . . . .	11,764	6,297	501	4,965	1,291	829	430	31	10,473	5,468	71	4,934
PA,E . . . . .	8,200	3,888	344	3,968	657	320	283	54	7,543	3,568	61	3,914
PAM . . . . .	3,078	2,659	172	247	797	584	163	50	2,281	2,075	9	197
PA,W . . . . .	6,249	5,261	337	651	1,063	676	293	94	5,186	4,585	44	557
VI . . . . .	8	5	3	-	3	-	3	-	5	5	-	-



TABLE F-3B U.S. BANKRUPTCY COURTS  
BUSINESS AND NONBUSINESS BANKRUPTCY CODE ESTATES COMMENCED, BY CHAPTER OF THE BANKRUPTCY CODE,  
DURING THE TWELVE MONTH PERIOD ENDED JUNE 30, 1983

CIRCUIT AND DISTRICT	TOTAL ESTATES	CHAPTER 7	CHAPTER 11	CHAPTER 13	TOTAL BUSINESS ESTATES*	CHAPTER 7	CHAPTER 11	CHAPTER 13	TOTAL NONBUSINESS ESTATES	CHAPTER 7	CHAPTER 11	CHAPTER 13
4TH ...	34,808	22,670	1,351	10,787	5,110	3,256	1,122	732	29,698	19,414	229	10,055
MD .....	6,370	4,733	281	1,356	606	365	190	51	5,764	4,368	91	1,305
NC,E .....	3,618	1,471	166	1,981	586	305	148	133	3,032	1,166	18	1,848
NC,M .....	2,919	617	142	2,160	431	201	142	88	2,488	416	-	2,072
NC,W .....	2,549	954	114	1,481	244	125	83	36	2,305	829	31	1,445
SC .....	3,148	1,337	163	1,648	347	189	105	53	2,801	1,148	58	1,595
VA,E .....	8,124	6,958	191	975	1,103	843	176	84	7,021	6,115	15	891
VA,W .....	4,658	3,452	157	1,049	1,151	730	154	267	3,507	2,722	3	782
WV,N .....	1,243	1,136	69	38	366	287	67	12	877	849	2	26
WV,S .....	2,179	2,012	68	99	276	211	57	8	1,903	1,801	11	91
5TH ...	37,187	23,138	2,417	11,631	7,827	4,861	2,155	810	29,360	18,277	262	10,821
LA,E .....	4,400	3,037	228	1,135	689	466	202	21	3,711	2,571	26	1,114
LA,M .....	1,213	925	68	220	218	121	53	44	995	804	15	176
LA,W .....	4,734	3,346	285	1,103	1,028	686	269	73	3,706	2,660	16	1,030
MS,N .....	1,851	1,584	60	207	268	206	52	10	1,583	1,378	8	197
MS,S .....	5,611	2,777	178	2,656	320	172	111	37	5,291	2,605	67	2,619
TX,N .....	5,815	4,036	541	1,238	2,291	1,538	518	235	3,524	2,498	23	1,003
TX,E .....	1,346	971	133	241	481	333	118	29	865	638	15	212
TX,S .....	7,735	3,961	622	3,152	1,803	951	577	275	5,932	3,010	45	2,877
TX,W .....	4,482	2,501	302	1,679	729	388	255	86	3,753	2,113	47	1,593
6TH ...	82,271	55,404	2,119	24,747	10,338	7,089	1,872	1,376	71,933	48,315	247	23,371
KY,E .....	3,853	3,225	75	553	841	688	73	80	3,012	2,537	2	473
KY,W .....	6,164	4,884	196	1,084	659	466	156	37	5,505	4,418	40	1,047
MI,E .....	11,662	9,209	389	2,063	1,153	709	366	77	10,509	8,500	23	1,986
MI,W .....	5,759	3,225	209	2,325	972	579	203	190	4,787	2,646	6	2,135
OH,N .....	17,801	12,132	362	5,307	1,581	1,002	331	248	16,220	11,130	31	5,059
OH,S .....	16,722	11,429	352	4,941	2,354	1,715	338	301	14,368	9,714	14	4,640
TN,E .....	6,738	4,440	145	2,153	1,309	896	142	271	5,429	3,544	3	1,882
TN,M .....	5,441	4,115	149	1,177	1,136	886	140	110	4,305	3,223	9	1,067
TN,W .....	8,131	2,745	242	5,144	333	148	123	62	7,798	2,597	119	5,082

TABLE F-3B U. S. BANKRUPTCY COURTS  
BUSINESS AND NONBUSINESS BANKRUPTCY CODE ESTATES COMMENCED, BY CHAPTER OF THE BANKRUPTCY CODE,  
DURING THE TWELVE MONTH PERIOD ENDED JUNE 30, 1983

CIRCUIT AND DISTRICT	TOTAL ESTATES	CHAPTER 7	CHAPTER 11	CHAPTER 13	TOTAL BUSINESS ESTATES*	CHAPTER 7	CHAPTER 11	CHAPTER 13	TOTAL NONBUSINESS ESTATES	CHAPTER 7	CHAPTER 11	CHAPTER 13
7TH ...	64,072	48,154	1,922	13,996	9,814	7,179	1,721	914	54,258	40,975	201	13,082
IL,N .....	24,691	14,367	764	9,560	2,803	1,653	740	410	21,888	12,714	24	9,150
IL,C .....	7,351	6,586	112	653	1,588	1,380	103	105	5,763	5,206	9	548
IL,S .....	2,708	2,228	53	427	688	573	49	66	2,020	1,655	4	361
IN,N .....	7,828	6,576	228	1,024	954	706	180	68	6,874	5,870	48	956
IN,S .....	10,929	10,092	307	530	1,117	780	278	59	9,812	9,312	29	471
WI,E .....	7,116	5,728	174	1,214	1,354	1,097	156	101	5,762	4,631	18	1,113
WI,W .....	3,449	2,577	284	588	1,310	990	215	105	2,139	1,587	69	483
8TH ...	33,589	25,869	1,889	5,829	10,028	7,474	1,702	850	23,561	18,395	187	4,979
AR,E .....	3,097	1,021	163	1,913	454	183	145	126	2,643	838	18	1,787
AR,W .....	1,341	815	69	457	249	151	60	38	1,092	664	9	419
IA,N .....	2,677	2,346	196	134	1,308	1,042	192	73	1,369	1,304	4	61
IA,S .....	2,840	2,466	160	214	944	733	148	63	1,896	1,733	12	151
MN .....	7,486	5,774	302	1,410	2,236	1,788	293	155	5,250	3,986	9	1,255
MO,E .....	4,502	4,075	145	282	884	737	124	23	3,618	3,338	21	259
MO,W .....	5,725	4,839	315	571	1,669	1,278	271	120	4,056	3,561	44	451
NE .....	3,533	2,685	178	669	994	751	115	127	2,539	1,934	63	542
ND .....	1,104	919	143	42	567	403	143	21	537	516	-	21
SD .....	1,284	929	218	137	723	408	211	104	561	521	7	33
9TH ...	137,630	90,919	8,436	38,273	28,247	17,628	6,480	4,137	109,383	73,291	1,956	34,136
AK .....	442	292	89	61	233	126	85	22	209	166	4	39
AZ .....	7,981	6,872	453	656	2,235	1,659	401	175	5,746	5,213	52	481
CA,N .....	20,307	10,868	1,433	8,005	5,073	2,663	995	1,414	15,234	8,205	438	6,591
CA,E .....	17,396	12,366	1,151	3,879	4,671	3,054	869	748	12,725	9,312	282	3,131
CA,C .....	49,366	31,488	2,524	15,354	7,677	4,805	2,010	862	41,689	26,683	514	14,492
CA,S .....	8,948	4,577	951	3,420	1,145	520	537	88	7,803	4,057	414	3,332
HI .....	901	613	89	198	331	222	75	33	570	391	14	165
ID .....	3,828	2,585	165	1,078	913	479	162	272	2,915	2,106	3	806
MT .....	1,555	1,369	113	73	409	291	97	21	1,146	1,078	16	52
NV .....	4,191	3,339	403	449	830	412	347	71	3,361	2,927	56	378
OR .....	8,942	6,999	284	1,659	2,410	1,880	272	258	6,532	5,119	12	1,401
WA,E .....	3,482	2,684	319	479	865	565	258	42	2,617	2,119	61	437
WA,W .....	10,241	6,828	455	2,958	1,444	947	366	131	8,797	5,881	89	2,827
GUAM .....	50	39	7	4	11	5	6	-	39	34	1	4
NMI .....	-	-	-	-	-	-	-	-	-	-	-	-

TABLE F-3B U.S. BANKRUPTCY COURTS  
BUSINESS AND NONBUSINESS BANKRUPTCY CODE ESTATES COMMENCED, BY CHAPTER OF THE BANKRUPTCY CODE,  
DURING THE TWELVE MONTH PERIOD ENDED JUNE 30, 1983

CIRCUIT AND DISTRICT	TOTAL ESTATES	CHAPTER 7	CHAPTER 11	CHAPTER 13	TOTAL BUSINESS ESTATES*	CHAPTER 7	CHAPTER 11	CHAPTER 13	TOTAL NONBUSINESS ESTATES	CHAPTER 7	CHAPTER 11	CHAPTER 13
10TH ..	33,312	24,703	1,730	6,879	6,820	4,565	1,385	870	26,492	20,138	345	6,009
CO .....	9,043	5,761	280	3,002	2,199	1,485	253	461	6,844	4,276	27	2,541
KS .....	6,583	4,942	137	1,504	886	701	95	90	5,697	4,241	42	1,414
NM .....	2,417	2,027	167	223	263	142	104	17	2,154	1,885	63	206
OK,N .....	2,893	2,638	110	145	520	408	100	12	2,373	2,230	10	133
OK,E .....	1,038	957	36	45	351	307	36	8	687	650	-	37
OK,W .....	4,626	3,936	281	409	636	400	218	18	3,990	3,536	63	391
UT .....	5,530	3,444	645	1,441	1,485	733	512	240	4,045	2,711	133	1,201
WY .....	1,182	998	74	110	480	389	67	24	702	609	7	86
11TH ..	43,557	24,261	1,750	17,545	5,742	3,576	1,353	812	37,815	20,685	397	16,733
AL,N .....	9,977	3,971	169	5,837	685	542	103	40	9,292	3,429	66	5,797
AL,M .....	2,557	1,184	59	1,314	435	318	50	67	2,122	866	9	1,247
AL,S .....	1,878	903	46	929	212	149	45	18	1,666	754	1	911
FL,N .....	775	619	71	85	255	186	60	9	520	433	11	76
FL,M .....	7,120	6,030	513	577	1,197	731	377	89	5,923	5,299	136	488
FL,S .....	3,250	2,490	348	411	620	322	290	7	2,630	2,168	58	404
GA,N .....	10,757	4,885	268	5,604	1,563	798	225	540	9,194	4,087	43	5,064
GA,M .....	4,388	2,868	90	1,430	462	370	70	22	3,926	2,498	20	1,408
GA,S .....	2,855	1,311	186	1,358	313	180	133	20	2,542	1,151	53	1,338

\* THESE FIGURES INCLUDE THE FOLLOWING CASES NOT REFLECTED ELSEWHERE:  
NJ ..... CHAPTER 9 = 1 TX,E ..... CHAPT 7 CB = 1 MI,E ..... CHAPT 11 RR = 1  
IA,N ..... CHAPT 7 CB = 1 HE ..... CHAPTER 9 = 1 CA,N ..... CHAPTER 9 = 1  
HI ..... CHAPT 7 CB = 1 FL,S ..... SECTION 304 = 1

TABLE F-AP  
U.S. BANKRUPTCY COURTS  
ADVERSARY PROCEEDINGS COMMENCED,  
TERMINATED, AND PENDING  
UNDER THE BANKRUPTCY CODE  
DURING THE TWELVE MONTH PERIOD ENDED JUNE 30, 1983

CIRCUIT AND DISTRICT	PENDING JULY 1, 1982	FILED	TERMINATED	PENDING JUNE 30, 1983
TOTAL .....	103,776	171,623	128,429	146,970
DC .....	263	592	438	417
1ST .....	2,555	4,405	3,391	3,569
ME .....	422	590	532	480
MA .....	1,361	1,829	1,470	1,720
NH .....	213	388	248	353
RI .....	232	491	452	271
PR .....	327	1,107	689	745
2ND .....	4,306	7,472	6,797	4,981
CT .....	591	1,403	1,439	555
NY,N .....	729	995	1,004	720
NY,E .....	756	1,658	1,617	797
NY,S .....	1,422	2,007	1,296	2,133
NY,W .....	694	1,232	1,255	671
VT .....	114	177	166	105
3RD .....	11,722	14,162	11,510	14,374
DE .....	66	114	111	69
NJ .....	2,677	4,285	3,914	3,048
PA,E .....	4,425	5,115	4,410	5,130
PA,M .....	808	1,535	1,465	878
PA,W .....	3,744	3,113	1,610	5,247
VI .....	2	-	-	2
4TH .....	8,435	12,553	12,774	8,314
MD .....	3,283	3,090	3,426	2,947
NC,E .....	501	883	758	626
NC,M .....	524	849	784	589
NC,W .....	724	1,438	1,346	816
SC .....	735	1,584	1,555	764
VA,E .....	751	2,048	1,873	928
VA,W .....	752	1,394	1,421	725
WV,N .....	725	641	1,023	344
WV,S .....	439	726	588	577
5TH .....	8,500	12,008	4,310	16,198
LA,E .....	360	642	477	525
LA,M .....	210	340	83	467
LA,W .....	218	665	440	443
MS,N .....	336	485	561	260
MS,S .....	1,066	946	703	1,309
TX,N .....	2,145	3,113	1,079	4,179
TX,E .....	226	535	396	365
TX,S .....	2,614	3,285	274	5,625
TX,W .....	1,325	1,997	297	3,025
6TH .....	12,990	20,647	18,451	15,186
KY,E .....	715	580	282	1,013
KY,W .....	367	742	576	533
MI,E .....	2,018	3,956	4,435	1,539
MI,W .....	1,843	2,381	2,146	2,078
OH,N .....	2,824	5,463	5,094	3,193
OH,S .....	1,464	2,582	1,915	2,131
TN,E .....	1,446	2,217	2,039	1,624
TN,M .....	1,284	931	792	1,423
TN,W .....	1,029	1,795	1,172	1,652

TABLE F-AP  
U.S. BANKRUPTCY COURTS  
ADVERSARY PROCEEDINGS COMMENCED,  
TERMINATED, AND PENDING  
UNDER THE BANKRUPTCY CODE  
DURING THE TWELVE MONTH PERIOD ENDED JUNE 30, 1983

CIRCUIT AND DISTRICT	PENDING JULY 1, 1982	FILED	TERMINATED	PENDING JUNE 30, 1983
7TH .....	7,332	12,142	10,419	9,055
IL,N .....	2,960	4,776	4,558	3,178
IL,C .....	950	1,117	1,032	1,035
IL,S .....	371	640	621	390
IN,N .....	610	837	704	743
IN,S .....	1,350	2,542	2,355	1,537
WI,E .....	737	1,892	1,019	1,610
WI,W .....	354	338	130	562
8TH .....	4,727	10,086	8,901	5,912
AR,E .....	422	847	694	575
AR,W .....	272	362	309	325
IA,N .....	650	1,160	1,256	554
IA,S .....	194	673	542	325
MN .....	751	1,381	1,241	891
MO,E .....	557	1,248	1,238	567
MO,W .....	718	2,094	1,831	981
NE .....	574	929	590	913
ND .....	201	544	430	315
SD .....	388	848	770	466
9TH .....	32,945	54,257	31,549	55,653
AK .....	457	609	334	732
AZ .....	1,373	2,823	1,823	2,373
CA,N .....	5,852	8,697	4,745	9,804
CA,E .....	5,465	6,087	2,018	9,534
CA,C .....	11,795	23,800	14,871	20,724
CA,S .....	2,986	4,130	1,478	5,638
HI .....	233	278	172	339
ID .....	386	1,015	890	511
MT .....	178	264	271	171
NV .....	1,005	1,646	474	2,177
OR .....	602	1,743	1,427	918
WA,E .....	1,020	826	684	1,162
WA,W .....	1,574	2,321	2,362	1,533
GUAM .....	19	18	-	37
NMI .....	-	-	-	-
10TH .....	3,961	9,113	7,911	5,163
CO .....	1,090	2,734	2,801	1,023
KS .....	590	1,764	1,494	860
NM .....	447	988	926	509
OK,N .....	522	969	641	850
OK,E .....	54	195	184	65
OK,W .....	345	903	230	1,018
UT .....	836	1,470	1,533	773
WY .....	77	90	102	65
11TH .....	6,040	14,086	11,978	8,148
AL,N .....	775	1,595	1,435	935
AL,M .....	155	586	577	164
AL,S .....	381	844	670	555
FL,N .....	355	309	138	526
FL,M .....	1,068	2,482	1,672	1,878
FL,S .....	451	1,288	1,172	567
GA,N .....	1,953	4,564	3,880	2,657
GA,M .....	576	1,688	1,647	617
GA,S .....	326	710	787	249

Table G-1  
U.S. Court of International Trade  
Summary of All Cases Filed and Terminated  
During the Twelve Month Periods Ended 1982 and 1983

Type of Case	1982	1983	Increase/ Decrease
Total Cases Pending at Beginning of Year .....	61,568*	53,597	-7,971
Total Cases Filed .....	1,933	1,915	-18
Total Cases Terminated .....	9,904	10,972	1,068
Total Cases Pending at End of Year .....	53,597	44,540	-9,057
<b>Protests</b>			
Pending at Beginning of Year .....	850	450	-400
Filed During Year .....	-	-	-
Terminated During Year .....	400	114	-286
Pending at End of Year .....	450	336	-114
<b>Reappraisements</b>			
Pending at Beginning of Year .....	51,782	44,945	-6,837
Filed During Year .....	-	-	-
Terminated During Year .....	6,837	7,682	845
Pending at End of Year .....	44,945	37,263	-7,682
<b>Remands of Protests</b>			
Pending at Beginning of Year .....	4*	4	-
Filed During Year .....	-	-	-
Terminated During Year .....	-	-	-
Pending at End of Year .....	4*	4	-
<b>Civil Actions</b>			
Pending at Beginning of Year .....	8,932	8,198	-734
Filed During Year .....	1,933	1,915	-18
Terminated During Year .....	2,667	3,176	509
Pending at End of Year .....	8,198	6,937	-1,261

\* Revised.

Table G-3a  
Report of the U.S. Claims Court for the Court Year Ended September 30, 1983

Type of Case	Pending October 1, 1982		Filed		Disposed of		Pending September 30, 1983	
	Com- plaints	Plain- tiffs	Com- plaints	Plain- tiffs	Com- plaints	Plain- tiffs	Com- plaints	Plain- tiffs
<b>Total Cases<sup>1</sup></b> .....	1,796	9,678	779	3,512	797	1,641	1,778	11,549
Service pay .....	210	252	140	162	113	119	237	295
Civilian pay .....	155	2,352	53	2,655	84	779	124	4,228
Contract .....	451	772	227	284	216	228	462	828
Indian .....	23	4,927	6	9	5	5	24	4,931
Indian (Transfer) .....	37	37	-	-	6	6	31	31
Patent .....	48	51	12	12	22	25	38	38
Property (taken) .....	125	420	36	70	36	88	125	402
Tax .....	669	717	161	174	208	214	622	677
Declaratory judgments (tax exempts) .....	6	6	-	-	2	2	4	4
Renegotiation .....	7	7	-	-	3	3	4	4
Transportation .....	8	8	1	1	7	7	2	2
Miscellaneous .....	40	112	36	37	37	106	39	43
Oil spill .....	17	17	3	3	10	10	10	10
Declaratory judgments (contract) .....	-	-	63	64	48	49	15	15
Tris .....	-	-	41	41	-	-	41	41
Congressional Reference Cases <sup>2</sup> .....	11	156	-	-	5	127	6	29

<sup>1</sup> Includes multi-plaintiff cases.

<sup>2</sup> Cases referred to the Chief Judge pursuant to Title 28 U.S.C. Section 1492 for disposition by the court. These figures are not reflected in the totals above.

Table G-3b  
Report of the U.S. Claims Court  
For the Court Year Ended September 30, 1983

Amount of Judgments	
Number of complaints disposed of .....	797
Number of plaintiffs disposed of .....	1,641
Amount claimed .....	\$391,938,991
Judgments for plaintiffs .....	\$176,199,735
Amount of above judgments for plaintiff's carrying interest .....	\$18,973,227
Judgments on defendant's counterclaims or offsets .....	\$1,390,931
Amount of above judgments for defendant on its counterclaims or offsets carrying interest .....	\$753,949
Amount determined in Renegotiation cases .....	\$10,037
Judgments for the United States with interest, regarding Renegotiation cases .....	\$262,426
Judgments for the United States, without interest, regarding Renegotiation cases .....	-

Appeals to the U.S. Court of Appeals  
For the Federal Circuit

<b>Total</b> .....	177
Appeals pending October 1, 1982 .....	43*
Appeals filed October 1, 1982 to September 30, 1983 .....	134
Record for Court Year October 1, 1982 to September 30, 1983	
<b>Total</b> .....	177
Appeals, affirmed .....	43
Appeals, reversed (including those in part) .....	14
Appeals, dismissed .....	21
Appeals filed but not acted on .....	99

\* Transferred pursuant to Federal Courts Improvement Act of 1982, Public Law 97-164, effective October 1, 1982

Table H-1  
Pretrial Services Act  
Defendants Interviewed by Pretrial Services  
During the Twelve Month Period Ended June 30, 1983

Circuit and District	Total Defendants Interviewed	Type of Pretrial Services Interview			Type of Initial Bail Set						Released to PSA Supervision at Initial Bail Hearing
		Pre-Bail	Post-Bail	Refused/ Other	Non-Money Bail		Money Bail			Bail Not Set at Initial Hearing	
					Personal Recognizance	Un-Secured Bond	Ten Percent	Surety Bond	Collateral Bond		
Total	14,852	12,239	1,952	661	2,612	4,760	882	5,321	650	627	5,862
1st Cir.	342	324	14	4	66	69	44	135	19	9	146
ME	-	-	-	-	-	-	-	-	-	-	-
MA	165	150	11	4	21	52	39	44	1	8	84
NH	-	-	-	-	-	-	-	-	-	-	-
RI	3	3	-	-	-	-	3	-	-	-	-
PR	174	171	3	-	45	17	2	91	18	1	62
2nd Cir.	2,205	2,065	97	43	716	544	147	669	113	16	483
CT	26	23	2	1	-	2	3	20	-	1	4
NY, N	-	-	-	-	-	-	-	-	-	-	-
NY, E*	1,054	972	51	31	316	242	33	374	82	7	91
NY, S*	1,125	1,070	44	11	400	300	111	275	31	8	388
NY, W	-	-	-	-	-	-	-	-	-	-	-
VT.	-	-	-	-	-	-	-	-	-	-	-
3rd Cir.	642	435	185	22	60	311	149	105	-	17	309
DE	3	-	3	-	-	-	-	3	-	-	-
NJ.	53	46	2	5	32	-	-	21	-	-	6
PA, E*	530	375	144	11	28	293	143	60	-	16	284
PA, M	-	-	-	-	-	-	-	-	-	-	-
PA, W	56	14	36	6	-	28	6	21	-	1	19
VI	-	-	-	-	-	-	-	-	-	-	-
4th Cir.	1,274	1,010	129	135	662	116	36	379	20	61	613
MD*	976	781	109	86	578	64	22	263	17	32	395
NC, E	-	-	-	-	-	-	-	-	-	-	-
NC, M	168	135	2	31	74	31	12	25	-	26	168
NC, W	-	-	-	-	-	-	-	-	-	-	-
SC	95	76	13	6	1	13	2	77	-	2	36
VA, E	2	-	2	-	-	-	-	2	-	-	-
VA, W	11	5	3	3	-	2	-	5	3	1	2
WV, N	7	-	-	7	6	-	-	1	-	-	7
WV, S	15	13	-	2	3	6	-	6	-	-	5
5th Cir.	1,193	1,090	86	17	351	201	56	410	121	54	707
LA, E	235	235	-	-	2	106	4	22	77	24	35
LA, M	47	38	9	-	-	18	2	26	-	1	45
LA, W	12	10	2	-	5	-	-	7	-	-	3
MS, N	44	17	20	7	-	24	-	18	-	2	37
MS, S	-	-	-	-	-	-	-	-	-	-	-
TX, N*	658	636	16	6	301	44	21	281	-	11	512
TX, E	19	15	4	-	5	6	3	4	-	1	8
TX, S	-	-	-	-	-	-	-	-	-	-	-
TX, W	178	139	35	4	38	3	26	52	44	15	67
6th Cir.	1,893	1,492	200	201	102	1,226	150	305	60	50	1,075
KY, E	14	7	7	-	-	3	-	11	-	-	8
KY, W	234	124	88	22	2	99	30	77	1	25	51
MI, E*	1,072	931	54	87	18	838	82	79	52	3	827
MI, W	164	157	6	1	18	105	8	29	-	4	135
OH, N	262	195	8	59	1	181	18	53	1	8	18
OH, S	114	72	15	27	57	-	7	43	3	4	16
TN, E	11	-	10	1	2	-	1	5	-	3	8
TN, M	19	6	12	1	4	-	4	8	-	3	12
TN, W	3	-	-	3	-	-	-	-	3	-	-

Table H-1  
Pretrial Services Act  
Defendants Interviewed by Pretrial Services  
During the Twelve Month Period Ended June 30, 1983  
(continued)

Circuit and District	Total Defendants Interviewed	Type of Pretrial Services Interview			Type of Initial Bail Set						Released to PSA Supervision at Initial Bail Hearing
		Pre-Bail	Post-Bail	Refused/ Other	Non-Money Bail		Money Bail			Bail Not Set at Initial Hearing	
					Personal Recognizance	Un-Secured Bond	Ten Percent	Surety Bond	Collateral Bond		
7th Cir. ....	1,235	669	513	53	53	735	152	283	3	9	496
IL, N* .....	1,008	513	456	39	4	682	103	209	2	8	349
IL, C .....	-	-	-	-	-	-	-	-	-	-	-
IL, S .....	120	89	22	9	2	45	23	49	1	-	114
IN, N .....	42	19	23	-	12	8	18	3	-	1	21
IN, S .....	-	-	-	-	-	-	-	-	-	-	-
WI, E .....	58	42	11	5	32	-	7	19	-	-	9
WI, W .....	7	6	1	-	3	-	1	3	-	-	3
8th Cir. ....	856	712	132	12	315	159	37	257	19	69	323
AR, E .....	121	75	46	-	76	5	-	30	3	7	101
AR, W .....	16	13	3	-	2	7	2	5	-	-	4
LA, N .....	24	23	1	-	18	2	-	4	-	-	2
IA, S .....	36	24	10	2	21	-	1	14	-	-	9
MN .....	209	193	13	3	99	-	14	82	-	14	8
MO, E .....	30	-	30	-	-	10	1	3	13	3	14
MO, W* .....	338	326	11	1	92	102	18	85	-	41	164
NE .....	-	-	-	-	-	-	-	-	-	-	-
ND .....	40	36	4	-	7	12	-	17	3	1	12
SD .....	42	22	14	6	-	21	1	17	-	3	9
9th Cir. ....	2,590	2,221	318	51	248	603	41	1,472	72	154	1,087
AK .....	39	30	7	2	13	1	-	20	3	2	15
AZ .....	574	495	70	9	134	26	14	344	-	56	76
CA, N .....	-	-	-	-	-	-	-	-	-	-	-
CA, E .....	163	121	36	6	16	10	15	77	37	8	16
CA, C* .....	1,601	1,390	182	29	5	541	-	978	5	72	922
CA, S .....	-	-	-	-	-	-	-	-	-	-	-
HI .....	1	-	1	-	-	-	-	-	-	1	-
ID .....	93	86	7	-	34	15	4	35	-	5	25
MT .....	-	-	-	-	-	-	-	-	-	-	-
NV .....	-	-	-	-	-	-	-	-	-	-	-
OR .....	40	32	8	-	17	1	8	4	12	5	6
WA, E .....	7	2	3	2	1	2	-	3	1	-	2
WA, W .....	72	65	4	3	35	7	-	11	14	5	25
GU .....	-	-	-	-	-	-	-	-	-	-	-
NMI .....	-	-	-	-	-	-	-	-	-	-	-
10th Cir. ....	801	705	57	39	144	195	37	237	131	57	240
CO .....	249	197	16	36	9	93	14	2	88	43	73
KS .....	72	56	15	1	13	19	-	23	10	7	19
NM .....	189	170	18	1	47	13	2	126	1	-	72
OK, N .....	99	98	1	-	-	46	6	31	16	-	5
OK, E .....	78	75	3	-	61	-	8	5	1	3	6
OK, W .....	88	87	-	1	14	19	5	32	15	3	60
UT .....	-	-	-	-	-	-	-	-	-	-	-
WY .....	26	22	4	-	-	5	2	18	-	1	11
11th Cir. ....	2,019	1,701	227	91	61	609	29	1,213	36	71	577
AL, N .....	187	183	1	3	2	157	4	15	4	5	9
AL, M .....	32	23	8	1	1	15	1	15	-	-	1
AL, S .....	28	22	3	3	5	8	-	14	-	1	5
FL, N .....	19	18	-	1	4	2	4	9	-	-	-
FL, M .....	139	123	14	2	19	29	6	64	18	3	33
FL, S .....	1,325	1,098	146	81	21	233	13	991	8	59	309
GA, N* .....	286	231	55	-	6	165	1	105	6	3	220
GA, M .....	3	3	-	-	3	-	-	-	-	-	-
GA, S .....	-	-	-	-	-	-	-	-	-	-	-

\* Denotes original pretrial services demonstration district.



District	Number on July 1, 1982	Impaneled in the 12 Month Period	Discharged in the 12 Month Period	Number on June 30, 1983	Total Serving in the Period
<b>Total</b>	<b>410</b>	<b>322</b>	<b>310</b>	<b>422</b>	<b>732</b>
<b>DC</b>	<b>11</b>	<b>2</b>	<b>6</b>	<b>7</b>	<b>13</b>
<b>1st Cir.</b>	<b>2</b>	<b>1</b>	<b>1</b>	<b>2</b>	<b>3</b>
ME	11	8	8	11	19
MA	2	2	2	3	5
NH	3	1	2	4	6
RI	5				
PR					
<b>2nd Cir.</b>	<b>6</b>	<b>4</b>	<b>4</b>	<b>6</b>	<b>10</b>
CT	6	4	5	5	10
NY, N	23	15	16	22	38
NY, E	32	18	18	32	50
NY, S	5	2	3	4	7
NY, W	2	3	2	3	5
VT					
<b>3rd Cir.</b>	<b>1</b>	<b>2</b>	<b>1</b>	<b>2</b>	<b>3</b>
DE	12	7	6	13	19
NJ	8	9	6	11	17
PA, E	4	6	5	10	15
PA, M	9	6	5	10	15
PA, W					
VI					
<b>4th Cir.</b>	<b>6</b>	<b>10</b>	<b>10</b>	<b>6</b>	<b>16</b>
MD	4	1	2	1	3
NC, E	2	1	3	2	5
NC, M	2	3	2	4	4
NC, W	3	1	1	4	22
SC	11	11	12	10	10
VA, E	5	5	5	1	1
VA, W	5	1	1	4	8
WV, N					
WV, S	4	4	4	4	
<b>5th Cir.</b>	<b>5</b>	<b>5</b>	<b>5</b>	<b>5</b>	<b>10</b>
LA, E	2	1	1	3	4
LA, M	2	2	1	1	2
LA, W	1	1	1	1	1
MS, N	1	1	5	8	13
MS, S	8	2	2	10	2
TX, N	2	7	7	10	17
TX, E	10	2	9	13	22
TX, S	14	2	9	13	
<b>6th Cir.</b>	<b>5</b>	<b>4</b>	<b>4</b>	<b>5</b>	<b>9</b>
KY, E	2	1	2	1	3
KY, W	9	6	6	9	15
MI, E	2	3	2	3	5
MI, W	6	6	4	8	12
OH, N	7	4	6	5	11
OH, S	3	4	3	2	4
TN, E	2	2	2	3	5
TN, M	3	2	2	3	
TN, W	3	2	2	3	
<b>7th Cir.</b>	<b>12</b>	<b>6</b>	<b>9</b>	<b>9</b>	<b>18</b>
IL, N	2	1	1	2	3
IL, C	2	2	1	2	3
IL, S	1	2	1	2	3
IN, N	1	3	4	1	5
IN, S	2	2	2	2	4
WI, E	2	1	1	1	2
WI, W	1				
<b>8th Cir.</b>	<b>2</b>	<b>1</b>	<b>1</b>	<b>2</b>	<b>3</b>
AR, E	2	1	1	2	3
AR, W	2	1	1	2	2
IA, N	2	2	2	2	4
IA, S	2	2	1	2	5
MN	2	1	1	4	3
MO, E	2	3	2	1	2
MO, W	2	1	1	1	2
NE	1	1	1	2	4
ND	2	2	2	2	
SD					
<b>9th Cir.</b>	<b>2</b>	<b>1</b>	<b>2</b>	<b>1</b>	<b>3</b>
AK	3	6	8	5	13
AZ	7	2	19	5	32
CA, N	3	2	13	8	12
CA, E	15	17	6	2	4
CA, C	6	6	2	2	2
CA, S	2	2	1	2	3
HI	1	2	1	1	7
ID	1	1	3	4	7
MT	5	2	3	4	3
NY	3	4	1	2	3
OR	1	2	1	3	2
WA, E	2	1	1	1	1
WA, W	1	1	1	1	
GU					
NMI					
<b>10th Cir.</b>	<b>3</b>	<b>2</b>	<b>2</b>	<b>3</b>	<b>5</b>
CO	4	3	2	4	7
KS	2	2	1	1	2
NM	1	1	1	1	1
OK, N	1	1	2	2	4
OK, E	1	3	2	3	5
OK, W	2	3	1	1	3
UT	1	1	1	1	
WY					
<b>11th Cir.</b>	<b>1</b>	<b>2</b>	<b>2</b>	<b>1</b>	<b>3</b>
AL, N	2	2	4	2	3
AL, M	1	3	3	3	6
AL, S	3	3	6	8	14
FL, N	14	14	11	17	28
FL, M	8	5	5	8	13
FL, S	3	2	2	3	5
GA, N	3	3	4	2	6
GA, M					
GA, S					

<sup>1</sup> The districts of the Virgin Islands and the Northern Mariana Islands reported no grand jury activity during the twelve month period ended June 30, 1983. All offenses in these territorial courts are prosecuted by information, not indictment by grand jury.

<sup>2</sup> Public Law 97-471 realigned the boundary between the Northern and Southern Districts of West Virginia. Because the Parkersburg office is now located in West Virginia, Southern all Parkersburg jury activity for the year ended June 30, 1983 is shown in this district.

District	Sessions Convened	Jurors in Session	Hours in Session	Average Number of Jurors per Session	Average Number of Hours per Session
<b>Total</b>	<b>11,157</b>	<b>222,980</b>	<b>58,769</b>	<b>20.0</b>	<b>5.27</b>
<b>DC</b>	<b>576</b>	<b>11,196</b>	<b>2,732</b>	<b>19.4</b>	<b>4.74</b>
<b>1st Cir.</b>	<b>25</b>	<b>491</b>	<b>154</b>	<b>19.6</b>	<b>6.16</b>
ME	439	8,301	1,995	18.9	4.54
MA	48	979	247	20.4	5.15
NH	43	852	260	19.8	6.05
RI	61	1,577	389	19.5	4.80
PR					
<b>2nd Cir.</b>	<b>95</b>	<b>1,787</b>	<b>558</b>	<b>18.8</b>	<b>5.87</b>
CT	122	2,478	528	20.3	4.33
NY, N	617	12,313	2,769	20.0	4.49
NY, E	1,043	20,958	4,597	20.1	4.41
NY, S	206	3,982	975	19.3	4.73
NY, W	77	1,579	355	20.5	4.61
VT					
<b>3rd Cir.</b>	<b>32</b>	<b>650</b>	<b>125</b>	<b>20.3</b>	<b>3.91</b>
DE	396	7,826	1,841	19.8	4.65
NJ	380	7,674	1,610	20.2	4.24
PA, E	105	2,100	585	20.0	5.57
PA, M	150	2,994	772	20.0	5.15
PA, W					
VI					
<b>4th Cir.</b>	<b>227</b>	<b>4,635</b>	<b>1,053</b>	<b>20.4</b>	<b>4.68</b>
MD	60	1,191	379	19.9	6.32
NC, E	60	1,013	328	20.3	6.56
NC, M	46	842	315	18.3	6.85
NC, W	76	1,528	527	20.1	6.93
SC	197	3,965	1,253	20.1	6.36
VA, E	35	647	231	18.5	6.60
VA, W	22	493	172	22.4	7.82
WV, N	137	2,774	893	20.2	7.25
WV, S					
<b>5th Cir.</b>	<b>132</b>	<b>2,523</b>	<b>719</b>	<b>19.1</b>	<b>5.45</b>
LA, E	45	896	228	19.9	5.07
LA, M	81	1,668	523	20.6	6.46
LA, W	22	460	148	20.9	6.73
MS, N	36	735	222	20.4	6.17
MS, S	98	1,907	593	19.5	6.05
TX, N	31	611	188	19.7	6.06
TX, E	209	4,190	964	20.0	4.61
TX, S	146	2,988	741	20.5	5.08
TX, W					
<b>6th Cir.</b>	<b>111</b>	<b>2,229</b>	<b>573</b>	<b>20.1</b>	<b>5.16</b>
KY, E	43	915	258	21.3	6.00
KY, W	293	5,927	1,688	20.2	5.76
MI, E	64	1,267	402	19.8	6.28
MI, W	171	3,622	1,005	21.2	5.88
OH, N	105	2,067	674	19.7	6.42
OH, S	51	984	335	19.3	6.57
TN, E	38	753	218	19.8	5.74
TN, M	94	1,964	532	20.9	5.66
TN, W					
<b>7th Cir.</b>	<b>459</b>	<b>9,387</b>	<b>2,435</b>	<b>20.4</b>	<b>5.31</b>
IL, N	45	903	257	20.1	5.71
IL, C	57	1,190	340	20.9	5.96
IL, S	51	1,099	286	21.5	5.61
IN, N	84	1,734	643	20.6	7.65
IN, S	56	1,196	329	21.4	5.88
WI, E	22	463	129	21.0	5.86
WI, W					
<b>8th Cir.</b>	<b>32</b>	<b>700</b>	<b>203</b>	<b>21.9</b>	<b>6.34</b>
AR, E	15	318	91	21.2	6.07
AR, W	19	393	97	20.7	5.11
IA, N	35	674	195	19.3	5.57
IA, S	76	1,585	415	20.9	5.46
MN	78	1,497	479	19.2	6.14
MO, E	66	1,393	455	21.1	6.89
MO, W	37	817	220	22.1	5.95
NE	16	345	90	21.6	5.63
ND	31	613	212	19.8	6.84
SD					
<b>9th Cir.</b>	<b>14</b>	<b>284</b>	<b>86</b>	<b>20.3</b>	<b>6.86</b>
AK	90	1,708	475	19.0	5.28
AZ	200	3,850	1,106	19.3	5.53
CA, N	58	1,121	300	19.3	5.17
CA, E	378	7,398	1,673	19.6	4.43
CA, C	231	4,572	1,186	19.8	5.18
CA, S	49	949	280	19.4	5.71
HI	38	770	251	20.3	6.61
ID	15	323	93	21.5	6.20
MT	156	2,991	644	19.2	4.13
NC, W	31	1,689	450	20.9	5.56
OR	81	608	209	19.6	6.74
WA, E	98	2,100	666	21.9	6.54
WA, W	15	299	114	19.9	7.82
WV, N					
WV, S					
<b>10th Cir.</b>	<b>110</b>	<b>2,244</b>	<b>719</b>	<b>20.4</b>	<b>6.54</b>
CO	49	981	281	20.0	5.73
KS	30	621	156	20.7	5.20
NM	20	407	160	20.4	8.00
OK, N	19	415	141	21.8	7.42
OK, E	64	1,387	443	21.7	6.92
OK, W	60	1,161	387	19.4	6.45
UT	18	359	131	19.9	7.28
WY					
<b>11th Cir.</b>	<b>38</b>	<b>825</b>	<b>278</b>	<b>21.7</b>	<b>7.34</b>
AL, N	28	596	179	21.3	6.39
AL, M	24	496	152	20.7	6.33
AL, S	75	1,478	421	20.5	5.85
FL, N	238	4,680	1,427	19.6	5.97
FL, M	481	9,457	2,418	19.7	5.03
FL, S	131	2,588	791	19.8	6.04
GA, N	40	821	242	20.5	6.05
GA, M	48	986	249	20.5	5.19
GA, S					

<sup>1</sup> The districts of the Virgin Islands and the Northern Mariana Islands reported no grand jury activity during the twelve month period ended June 30, 1983. All offenses in these territorial courts are prosecuted by information, not indictment by grand jury.

<sup>2</sup> Public Law 97-471 realigned the boundary between the Northern and Southern Districts of West Virginia. Because the Parkersburg office is now located in West Virginia, Southern all Parkersburg jury activity for the year ended June 30, 1983 is shown in this district.

NOTE: THIS TABLE SHOWS JUROR USAGE ONLY FOR JURY SELECTION DAYS. JUROR STATISTICS FOR SUBSEQUENT DAYS OF TRIAL ARE EXCLUDED. THIS TABLE, THEREFORE, IS NOT COMPARABLE WITH TABLES FOR PRIOR YEARS.

Table J-3  
U. S. District Courts  
Petit Juror Usage on Days Jurors Were Selected for Trial  
During the Twelve Month Period Ended June 30, 1983<sup>1</sup>

District	Number of Jurors Present For Jury Selection or Orientation				Total Juries Selected (Civil and Criminal)	Number of Trials Starting on the Same Day the Jury Was Selected		
	Total	Percent Selected	Percent Challenged	Percent Not Selected, Serving, or Challenged		Total	Percent Civil	Percent Criminal
<b>Total .....</b>	<b>316,821</b>	<b>30.1</b>	<b>32.4</b>	<b>37.4</b>	<b>9,769</b>	<b>7,615</b>	<b>58.3</b>	<b>41.7</b>
<b>DC .....</b>	<b>4,822</b>	<b>27.5</b>	<b>29.8</b>	<b>42.7</b>	<b>140</b>	<b>140</b>	<b>78.6</b>	<b>21.4</b>
<b>1st Cir.</b>								
ME .....	556	37.2	39.4	23.4	28	8	87.5	12.5
MA .....	7,188	25.2	23.1	51.7	188	188	67.6	32.4
NH .....	1,124	32.5	35.1	32.5	33	21	81.0	19.0
RI .....	1,677	57.8	29.0	13.1	111	15	46.7	53.3
PR .....	2,009	19.1	27.2	53.7	34	29	51.7	48.3
<b>2nd Cir.</b>								
CT .....	2,797	34.9	45.2	19.9	101	8	62.5	37.5
NY, N .....	2,432	24.3	22.2	53.4	62	56	67.9	32.1
NY, E .....	11,460	24.2	26.7	49.2	252	160	53.1	46.9
NY, S .....	16,686	22.8	29.2	48.0	376	376	64.6	35.4
NY, W .....	3,152	39.6	24.2	36.2	97	13	46.2	53.8
VT .....	569	33.0	27.9	39.0	27	13	61.5	38.5
<b>3rd Cir.</b>								
DE .....	449	35.4	33.6	31.0	17	17	70.6	29.4
NJ .....	7,739	24.9	25.7	49.4	171	145	56.6	43.4
PA, E .....	12,487	29.2	44.5	26.3	383	382	76.7	23.3
PA, M .....	2,160	50.2	36.7	13.8	104	24	62.5	37.5
PA, W .....	4,416	30.8	47.5	21.6	136	135	58.5	41.5
VI .....	3,464	38.4	42.2	19.4	113	17	35.3	64.7
<b>4th Cir.</b>								
MD .....	5,421	28.5	41.0	30.6	137	132	47.0	53.0
NC, E <sup>2</sup> .....	1,977	51.3	34.2	14.5	84	37	64.9	35.1
NC, M .....	1,014	41.0	38.6	20.4	47	27	59.3	40.7
NC, W <sup>2</sup> .....	1,811	55.9	16.3	27.7	86	81	64.2	35.8
SC <sup>2</sup> .....	3,818	60.3	21.2	18.6	423	38	57.9	42.1
VA, E <sup>2</sup> .....	5,175	35.6	32.1	32.4	207	206	59.7	40.3
VA, W <sup>2</sup> .....	2,169	37.6	47.6	14.8	96	96	75.0	25.0
WV, N <sup>3</sup> .....	1,018	29.7	38.4	31.9	36	23	17.4	82.6
WV, S <sup>3</sup> .....	1,982	29.4	38.6	31.9	67	51	70.6	29.4
<b>5th Cir.</b>								
LA, E .....	6,172	35.0	39.5	25.5	265	265	79.2	20.8
LA, M .....	482	36.5	40.2	23.2	22	22	77.3	22.7
LA, W .....	2,794	27.5	31.7	40.8	88	67	79.1	20.9
MS, N .....	1,147	40.1	38.0	21.9	50	33	72.7	27.3
MS, S <sup>2</sup> .....	2,105	32.5	27.1	40.3	56	45	82.2	17.8
TX, N <sup>2</sup> .....	6,498	23.8	24.7	51.5	146	136	55.9	44.1
TX, E .....	3,605	37.2	28.7	34.2	222	23	82.6	17.4
TX, S .....	9,779	24.8	26.4	48.9	256	123	72.4	27.6
TX, W .....	5,490	32.3	36.9	30.8	170	84	41.7	58.3
<b>6th Cir.</b>								
KY, E .....	2,909	27.1	33.7	39.2	70	69	42.0	58.0
KY, W .....	2,997	25.9	33.2	40.9	84	81	65.4	34.6
MI, E .....	10,483	25.1	30.7	44.2	265	265	63.4	36.6
MI, W .....	1,878	33.1	24.7	42.2	69	37	70.3	29.7
OH, N .....	3,956	21.3	18.6	60.1	87	81	66.7	33.3
OH, S .....	1,983	31.5	28.0	40.5	61	58	69.0	31.0
TN, E .....	2,146	44.0	23.0	32.9	115	101	81.2	18.8
TN, M .....	1,805	35.1	34.1	30.8	63	59	61.0	39.0
TN, W .....	1,761	36.1	33.4	30.4	54	52	28.8	71.2

Table J-3  
U. S. District Courts  
Petit Juror Usage on Days Jurors Were Selected for Trial  
During the Twelve Month Period Ended June 30, 1983<sup>1</sup>  
(continued)

District	Number of Jurors Present For Jury Selection or Orientation				Total Juries Selected (Civil and Criminal)	Number of Trials Starting on the Same Day the Jury Was Selected		
	Total	Percent Selected	Percent Challenged	Percent Not Selected, Serving, or Challenged		Total	Percent Civil	Percent Criminal
<b>7th Cir.</b>								
IL, N .....	10,799	22.2	26.5	51.3	239	229	52.8	47.2
IL, C .....	2,139	30.1	39.1	30.8	58	51	37.3	62.7
IL, S .....	1,880	26.7	43.5	29.8	51	40	52.5	47.5
IN, N .....	2,137	32.6	30.2	37.2	67	62	56.5	43.5
IN, S .....	1,526	23.9	27.7	48.4	41	41	70.7	29.3
WI, E .....	1,936	29.6	41.9	28.5	54	54	44.4	55.6
WI, W .....	1,043	43.7	41.6	14.7	61	33	84.8	15.2
<b>8th Cir.</b>								
AR, E <sup>2</sup> .....	2,714	34.4	33.8	31.8	89	80	55.0	45.0
AR, W <sup>2</sup> .....	2,142	34.7	33.5	31.8	70	68	85.3	14.7
IA, N .....	551	26.9	27.4	45.7	18	17	94.1	5.9
IA, S .....	1,274	34.0	36.3	29.7	42	39	59.0	41.0
MN .....	4,193	22.8	35.8	41.3	87	84	52.4	47.6
MO, E .....	5,608	28.6	35.3	36.1	177	177	62.7	37.3
MO, W .....	3,723	27.2	40.0	32.8	111	110	65.5	34.5
NE .....	2,280	26.6	30.6	42.3	86	48	77.1	22.9
ND <sup>2</sup> .....	1,256	37.2	39.2	23.6	26	26	30.8	69.2
SD .....	2,002	30.9	39.4	29.7	58	52	51.9	48.1
<b>9th Cir.</b>								
AK .....	1,035	24.3	23.7	52.0	23	21	42.9	57.1
AZ .....	3,149	29.6	43.0	27.5	81	81	21.0	79.0
CA, N .....	5,400	25.3	35.8	38.9	120	119	37.8	62.2
CA, E .....	2,636	29.3	26.3	44.3	63	62	17.7	82.3
CA, C .....	9,421	33.3	29.6	37.1	277	277	41.5	58.5
CA, S .....	3,635	24.5	34.5	41.0	74	74	20.3	79.7
HI .....	1,274	31.3	50.9	17.7	33	25	24.0	76.0
ID .....	807	36.3	40.1	23.5	31	31	67.7	32.3
MT .....	1,163	24.7	30.6	44.7	29	24	45.8	54.2
OR .....	1,666	26.4	33.4	40.2	40	39	35.9	64.1
UT .....	2,512	30.5	33.8	35.7	88	88	68.2	31.8
WA, E .....	1,109	36.2	36.3	27.4	38	30	46.7	53.3
WA, W .....	2,140	28.1	30.1	41.8	58	56	39.3	60.7
GU .....	271	19.2	32.5	48.3	4	4	-	100.0
NMI .....	103	13.6	68.0	18.4	2	2	39.0	61.0
<b>10th Cir.</b>								
CO .....	3,058	29.5	31.6	38.9	101	99	65.7	34.3
KS .....	2,625	33.1	28.2	38.8	91	88	68.2	31.8
NM .....	2,013	39.8	36.2	24.0	88	57	66.7	33.3
OK, N .....	1,508	35.3	45.2	19.5	61	36	50.0	50.0
OK, E .....	683	50.2	37.3	12.4	35	15	40.0	60.0
OK, W .....	3,021	37.5	33.7	28.8	134	130	79.2	20.8
UT .....	1,817	31.9	41.4	26.7	47	47	55.3	44.7
WY .....	694	42.5	38.5	19.0	35	34	70.6	29.4
<b>11th Cir.</b>								
AL, N .....	3,535	39.1	36.2	24.7	155	119	61.3	38.7
AL, M .....	1,122	52.8	33.0	14.3	65	27	63.0	37.0
AL, S .....	1,344	58.3	37.8	3.9	77	20	55.0	45.0
FL, N .....	1,553	38.0	31.7	30.3	51	36	25.0	75.0
FL, S .....	7,050	26.5	29.4	44.1	174	154	41.6	58.4
FL, S <sup>2</sup> .....	16,016	23.8	29.5	46.8	304	301	17.3	82.7
GA, N .....	5,899	30.9	37.5	31.6	201	173	59.0	41.0
GA, M <sup>2</sup> .....	1,598	53.1	30.7	16.3	71	58	69.0	31.0
GA, S .....	2,107	40.3	42.6	17.1	101	38	57.8	42.1

<sup>1</sup> This table includes data on jury selection days only. Data on juror service after the selection day are not included. Therefore, a district that selects a jury on one day and begins the trial at a later date will show juror activity but will not show trial activity.

<sup>2</sup> Indicates those districts which have not adopted local rules reducing the size of civil juries.

<sup>3</sup> Public Law 97-471 realigned the boundary between the Northern and Southern Districts of West Virginia. Because the Parkersburg office is now located in West Virginia, Southern all Parkersburg jury activity for the year ended June 30, 1983 is shown in this district.

Note: Due to rounding, percents may not add to 100.0 percent.

Table K-1  
Federal Defender Organizations  
Summary of Representations by District  
During the Twelve Month Period Ended June 30, 1983

Representations by District	Pending July 1, 1982	Cases Opened	Cases Closed			Pending June 30, 1983	Representations by District	Pending July 1, 1982	Cases Opened	Cases Closed			Pending June 30, 1983
			Number	Hours in Court <sup>1</sup>						Number	Hours in Court <sup>1</sup>		
				Total	Average per Case						Total	Average per Case	
<b>TOTAL</b> .....	6,759	26,381	25,879	47,806	1.8	7,261	<b>GA, S</b> .....	26	184	179	421	2.4	31
Criminal ...	3,942	17,810	17,478	42,279	2.4	4,276	Criminal ...	14	128	124	362	2.9	18
Appeals ...	820	826	859	466	0.5	787	Appeals ...	1	9	6	3	0.5	4
Other ...	1,997	7,745	7,544	5,061	0.7	2,198	Other ...	11	47	49	55	1.1	9
<b>AR</b> .....	164	1,035	1,019	1,609	1.6	180	<b>HI</b> <sup>4</sup> .....	-	232	165	179	1.1	67
Criminal ...	83	794	756	1,441	1.9	121	Criminal ...	-	215	153	174	1.1	62
Appeals ...	29	30	43	35	0.8	16	Appeals ...	-	5	1	-	-	4
Other ...	52	211	220	133	0.6	43	Other ...	-	12	11	5	0.5	1
<b>CA, N</b> .....	265	1,329	1,360	1,564	1.2	234	<b>IL, N</b> <sup>3</sup> .....	187	572	548	1,067	1.9	211
Criminal ...	192	1,154	1,171	1,494	1.3	175	Criminal ...	111	419	409	950	2.3	121
Appeals ...	22	9	16	3	0.2	15	Appeals ...	5	10	10	4	0.4	5
Other ...	51	166	173	68	0.4	44	Other ...	71	143	129	113	0.9	85
<b>CA, E</b> .....	193	1,049	1,051	2,005	1.9	191	<b>TOTAL: IL</b> .....	44	194	189	318	1.7	49
Criminal ...	125	513	522	1,585	3.0	116	Criminal ...	17	143	121	280	2.3	39
Appeals ...	18	28	22	21	1.0	24	Appeals ...	12	13	20	10	0.5	5
Other ...	50	508	507	399	0.8	51	Other ...	15	38	48	28	0.6	5
<b>CA, C</b> .....	358	1,609	1,507	4,532	3.0	460	<b>IL, C</b> .....	2	2	4	14	3.4	-
Criminal ...	247	938	854	3,975	4.2	231	Criminal ...	1	-	1	14	13.8	-
Appeals ...	68	56	60	48	0.8	64	Appeals ...	1	1	2	-	-	-
Other ...	43	615	493	510	1.0	165	Other ...	-	1	1	-	-	-
<b>GA, S</b> <sup>3</sup> .....	258	4,311	4,239	4,072	1.0	330	<b>IL, S</b> .....	37	137	142	240	1.7	32
Criminal ...	151	3,711	3,644	3,521	1.0	218	Criminal ...	13	97	86	208	2.4	24
Appeals ...	36	31	35	72	2.1	32	Appeals ...	9	9	15	7	0.5	3
Other ...	71	569	560	479	0.9	80	Other ...	15	31	41	25	0.6	5
<b>CO</b> .....	103	400	374	599	1.6	129	<b>MO, E</b> <sup>5</sup> .....	5	55	43	65	1.5	17
Criminal ...	47	232	216	492	2.3	63	Criminal ...	3	46	34	58	1.7	15
Appeals ...	17	20	10	3	0.3	27	Appeals ...	2	3	3	3	1.0	2
Other ...	39	148	148	104	0.7	39	Other ...	-	6	6	4	0.6	-
<b>CT</b> .....	125	207	231	739	3.2	101	<b>KS</b> .....	65	362	356	593	1.7	71
Criminal ...	60	103	118	607	5.1	45	Criminal ...	37	229	214	507	2.4	52
Appeals ...	6	8	9	11	1.2	5	Appeals ...	7	11	6	7	1.2	12
Other ...	59	96	104	121	1.2	51	Other ...	21	122	136	80	0.6	7
<b>IL, N</b> .....	36	203	192	442	2.3	47	<b>KY, E</b> .....	38	156	166	522	3.1	28
Criminal ...	12	138	126	412	3.3	24	Criminal ...	13	69	70	445	6.4	12
Appeals ...	6	16	5	-	-	17	Appeals ...	9	9	12	15	1.3	6
Other ...	18	49	61	30	0.5	6	Other ...	16	78	84	83	0.8	10
<b>FL, M</b> .....	195	472	426	1,166	2.7	241	<b>LA, E</b> .....	125	356	341	762	2.2	140
Criminal ...	62	301	278	1,010	3.6	85	Criminal ...	75	247	238	639	2.7	84
Appeals ...	41	42	26	8	0.3	57	Appeals ...	15	19	14	3	0.2	20
Other ...	92	129	122	149	1.2	99	Other ...	35	90	89	120	1.3	36
<b>FL, S</b> .....	1,007	1,241	1,076	3,064	2.8	1,172	<b>MA</b> .....	85	263	279	703	2.5	69
Criminal ...	484	899	703	2,940	4.2	680	Criminal ...	57	176	196	658	3.4	37
Appeals ...	210	87	171	4	-	126	Appeals ...	7	10	10	2	0.2	7
Other ...	313	255	202	121	0.6	366	Other ...	21	77	73	44	0.6	25
<b>GA, N</b> <sup>3</sup> .....	183	419	410	1,306	3.2	192	<b>MD</b> .....	249	857	918	815	0.9	288
Criminal ...	84	233	243	1,185	4.9	74	Criminal ...	182	712	704	748	1.1	190
Appeals ...	31	24	24	5	0.2	31	Appeals ...	14	16	12	5	0.4	18
Other ...	68	162	143	115	0.8	87	Other ...	53	229	202	62	0.3	80

Table K-1  
Federal Defender Organizations  
Summary of Representations by District  
During the Twelve Month Period Ended June 30, 1983  
(continued)

(continued)

Representations by District	Pending July 1, 1982	Cases Opened	Cases Closed			Pending June 30, 1983	Representations by District	Pending July 1, 1982	Cases Opened	Cases Closed			Pending June 30, 1983
			Number	Hours in Court <sup>1</sup>						Number	Hours in Court <sup>1</sup>		
				Total	Average per Case						Total	Average per Case	
<b>MI, E<sup>3</sup></b> .....	275	530	579	1,663	2.9	226	<b>PA, E<sup>3</sup></b> .....	203	543	510	1,498	2.9	236
Criminal ...	170	363	385	1,490	3.9	148	Criminal ...	103	321	311	1,243	4.0	113
Appeals ...	19	28	32	30	0.9	15	Appeals ...	25	37	40	21	0.5	22
Other ...	86	139	162	143	0.9	63	Other ...	75	185	159	234	1.5	101
<b>MN</b> .....	80	238	244	509	2.1	74	<b>PA, W</b> .....	72	199	179	525	2.9	92
Criminal ...	46	136	141	475	3.4	41	Criminal ...	36	105	96	469	4.9	45
Appeals ...	4	11	8	1	0.1	7	Appeals ...	13	21	10	1	0.1	24
Other ...	30	91	95	33	0.3	26	Other ...	23	73	73	55	0.8	23
<b>MO, W<sup>6</sup></b> .....	199	1,606	1,623	741	0.5	182	<b>PR</b> .....	73	353	397	1,019	2.6	29
Criminal ...	35	153	154	593	3.9	34	Criminal ...	62	287	306	984	3.2	23
Appeals ...	7	16	8	3	0.4	15	Appeals ...	2	7	8	13	1.6	1
Other ...	157	1,437	1,461	145	0.1	133	Other ...	9	79	83	23	0.3	5
<b>NJ</b> .....	308	616	672	1,531	2.3	250	<b>SC</b> .....	95	286	301	466	1.7	80
Criminal ...	227	419	477	1,329	2.8	169	Criminal ...	79	215	238	455	2.1	56
Appeals ...	14	21	23	9	0.4	12	Appeals ...	8	9	4	-	-	13
Other ...	65	176	172	193	1.1	69	Other ...	8	62	59	31	0.5	11
<b>NM</b> .....	77	241	254	478	1.9	64	<b>TN, M</b> .....	62	271	239	143	3.6	94
Criminal ...	18	89	87	372	4.3	20	Criminal ...	33	189	161	116	0.7	61
Appeals ...	18	24	25	4	0.2	17	Appeals ...	11	10	11	3	0.3	10
Other ...	41	128	142	103	0.7	27	Other ...	18	72	67	25	0.4	23
<b>NV</b> .....	105	533	542	790	1.5	96	<b>TN, W</b> .....	47	220	212	346	1.6	55
Criminal ...	80	432	436	714	1.6	76	Criminal ...	38	188	159	309	1.9	47
Appeals ...	9	8	14	14	1.0	3	Appeals ...	3	4	6	1	0.2	1
Other ...	16	93	92	63	0.7	17	Other ...	6	48	47	36	0.8	7
<b>TOTAL: NY<sup>3</sup></b> .....	606	1,879	1,807	6,328	3.5	678	<b>TX, S</b> .....	123	1,180	1,141	1,242	1.1	162
Criminal ...	447	1,204	1,173	5,582	4.8	478	Criminal ...	98	931	894	1,127	1.3	135
Appeals ...	23	77	66	54	0.8	34	Appeals ...	12	17	18	3	0.2	11
Other ...	136	598	568	693	1.2	166	Other ...	13	232	229	112	0.5	16
<b>NY, E</b> .....	254	805	767	2,904	3.8	292	<b>TX, W</b> .....	156	698	724	943	1.3	130
Criminal ...	209	587	570	2,593	4.5	228	Criminal ...	112	583	594	808	1.4	81
Appeals ...	-	-	-	-	-	-	Appeals ...	14	15	8	5	0.6	21
Other ...	45	218	197	311	1.6	66	Other ...	30	120	122	131	1.1	28
<b>2nd CIR</b> .....	30	95	78	79	1.0	47	<b>VI</b> .....	140	339	347	1,109	3.2	132
Criminal ...	-	-	-	-	-	-	Criminal ...	95	269	267	1,024	3.8	97
Appeals ...	23	77	66	54	0.8	34	Appeals ...	27	11	22	21	1.0	16
Other ...	7	18	12	26	2.1	13	Other ...	18	59	58	64	1.1	19
<b>NY, S</b> .....	322	979	962	3,346	3.5	339	<b>WA, W</b> .....	108	470	458	723	1.6	120
Criminal ...	238	617	603	2,989	5.0	252	Criminal ...	46	278	280	645	2.3	44
Appeals ...	-	-	-	-	-	-	Appeals ...	15	18	18	10	0.6	15
Other ...	84	362	359	357	1.0	87	Other ...	47	174	160	68	0.4	61
<b>OR, N</b> .....	69	169	169	669	4.0	69	<b>WV, S</b> .....	31	156	149	173	1.2	38
Criminal ...	45	113	120	649	5.4	38	Criminal ...	18	94	88	150	1.7	24
Appeals ...	9	7	7	3	0.4	9	Appeals ...	3	-	-	-	-	3
Other ...	15	49	42	17	0.4	22	Other ...	10	62	61	23	0.4	11
<b>OR<sup>3</sup></b> .....	226	303	306	418	1.4	223							
Criminal ...	101	147	149	325	2.2	89							
Appeals ...	30	32	19	16	0.8	43							
Other ...	95	124	138	78	0.6	81							

<sup>1</sup> Detail may not add to total due to rounding to whole hours.

<sup>2</sup> Other representations include court directed prisoner representations, bail/presentment, witness, probation revocation, and parole revocation representations.

<sup>3</sup> Community Defender Organizations.

<sup>4</sup> The Federal Defender for Hawaii began reporting representations in December 1982.

TABLE M-1 U.S. DISTRICT COURTS. MISDEMEANOR CASES:  
DEFENDANTS DISPOSED OF BY U.S. MAGISTRATES BY NATURE OF OFFENSE  
DURING THE TWELVE MONTH PERIOD ENDED JUNE 30, 1983

CIRCUIT AND DISTRICT	TOTAL ALL DEFEND- ANTS	(MISDEMEANORS OTHER THAN PETTY OFFENSES)									
		TOTAL	TRAFFIC	THEFT	FOOD/ DRUG	WEAPONS	TRES- PASS	MAIL	ASSAULT	FRAUD	OTHER
TOTAL . . . .	93,543	14,504	7,739	1,762	1,855	145	198	390	208	948	1,259
DC . . . . .	100	91	1	26	19	6	-	1	2	33	3
1ST . . . . .	762	56	1	3	22	-	-	3	2	2	13
ME . . . . .	65	7	-	-	1	-	-	-	-	-	-
MA . . . . .	527	12	-	1	2	-	-	-	1	-	-
NH . . . . .	31	-	-	-	-	-	-	-	-	-	8
RI . . . . .	19	11	5	1	1	-	-	2	1	1	-
PR . . . . .	120	26	-	1	18	-	-	1	-	1	5
2ND . . . . .	2,100	709	25	154	55	8	8	241	8	122	88
CT . . . . .	33	32	1	4	17	-	3	3	-	1	3
NY,N . . . . .	631	86	22	25	-	5	2	14	1	6	11
NY,E . . . . .	889	458	-	71	27	3	3	206	6	92	50
NY,S . . . . .	398	108	2	49	11	-	-	14	1	17	14
NY,W . . . . .	122	24	-	5	-	-	-	4	-	6	9
VT . . . . .	27	1	-	-	-	-	-	-	-	-	1
3RD . . . . .	2,169	312	31	45	32	1	2	20	1	132	48
DE . . . . .	99	3	-	-	-	-	-	3	-	-	-
NJ . . . . .	1,421	229	1	37	28	1	2	10	-	115	35
PA,E . . . . .	342	46	24	1	-	-	-	2	1	6	12
PAM . . . . .	210	24	5	5	2	-	-	1	-	10	1
PA,W . . . . .	94	9	1	1	2	-	-	4	-	1	-
VI . . . . .	3	1	-	1	-	-	-	-	-	-	-

**CONTINUED**

**8 OF 10**

TABLE M-1 U.S. DISTRICT COURTS. MISDEMEANOR CASES:  
DEFENDANTS DISPOSED OF BY U.S. MAGISTRATES BY NATURE OF OFFENSE  
DURING THE TWELVE MONTH PERIOD ENDED JUNE 30, 1983

CIRCUIT AND DISTRICT	TOTAL ALL DEFEND- ANTS	(MISDEMEANORS OTHER THAN PETTY OFFENSES)									
		TOTAL	TRAFFIC	THEFT	FOOD/ DRUG	WEAPONS	TRES- PASS	MAIL	ASSAULT	FRAUD	OTHER
4TH . . . .	23,576	4,589	2,478	559	888	64	40	12	77	199	272
MD . . . . .	7,898	1,331	980	102	215	4	7	3	24	1	15
NC,E . . . . .	2,488	158	50	36	43	-	1	3	1	14	10
NC,M . . . . .	57	14	-	2	-	-	-	-	-	8	4
NC,W . . . . .	684	111	18	17	24	1	13	1	25	3	9
SC . . . . .	428	57	4	7	2	1	-	2	2	38	1
VA,E . . . . .	11,552	2,869	1,446	380	602	57	19	2	20	123	220
VA,W . . . . .	426	17	-	8	1	1	-	-	4	-	3
WV,N . . . . .	-	-	-	-	-	-	-	-	-	-	-
WV,S . . . . .	43	32	-	7	1	-	-	1	1	12	10
5TH . . . . .	14,260	739	77	136	200	14	19	11	10	61	211
LA,E . . . . .	349	25	-	1	7	2	1	4	-	6	4
LA,M . . . . .	75	50	-	-	-	1	-	1	-	-	48
LA,W . . . . .	1,956	25	-	9	-	-	-	-	-	3	13
MS,N . . . . .	184	11	-	-	-	-	-	2	-	5	4
MS,S . . . . .	716	157	56	30	16	1	2	-	8	12	32
TX,N . . . . .	318	10	3	-	1	1	-	3	-	1	1
TX,E . . . . .	135	16	-	3	1	-	2	-	-	3	7
TX,S . . . . .	3,333	258	13	17	134	4	1	1	2	11	75
TX,W . . . . .	7,194	187	5	76	41	5	13	-	-	20	27
6TH . . . . .	5,529	473	92	170	35	8	11	9	7	36	105
KY,E . . . . .	271	9	-	2	-	1	-	-	-	-	6
KY,W . . . . .	3,309	200	-	127	13	4	1	-	4	8	43
MI,E . . . . .	249	27	2	6	2	-	-	2	-	4	11
MI,W . . . . .	131	31	-	17	-	-	3	1	-	4	6
OH,N . . . . .	96	19	-	1	2	-	-	2	1	3	10
OH,S . . . . .	112	14	4	2	3	-	-	2	-	-	3
TN,E . . . . .	380	24	-	4	1	-	-	2	-	9	8
TN,M . . . . .	907	128	86	10	9	3	6	-	2	5	7
TN,W . . . . .	74	21	-	1	5	-	1	-	-	3	11

TABLE M-1 U.S. DISTRICT COURTS. MISDEMEANOR CASES:  
DEFENDANTS DISPOSED OF BY U.S. MAGISTRATES BY NATURE OF OFFENSE  
DURING THE TWELVE MONTH PERIOD ENDED JUNE 30, 1983

CIRCUIT AND DISTRICT	TOTAL ALL DEFEND- ANTS	(MISDEMEANORS OTHER THAN PETTY OFFENSES)									
		TOTAL	TRAFFIC	THEFT	FOOD/ DRUG	WEAPONS	TRES- PASS	MAIL	ASSAULT	FRAUD	OTHER
7TH . . . .	2,028	242	90	44	22	1	20	17	2	10	36
ILN . . . . .	1,015	4	1	2	-	-	-	1	-	-	-
ILC . . . . .	245	57	10	8	3	-	16	5	1	2	12
ILS . . . . .	174	49	11	15	6	1	4	4	-	2	6
INN . . . . .	8	3	-	-	-	-	-	-	1	1	-
INS . . . . .	513	108	66	14	12	-	-	2	-	4	10
WI,E . . . . .	33	18	1	4	1	-	-	5	-	1	6
WI,W . . . . .	40	3	-	1	-	-	-	-	-	-	2
8TH . . . . .	1,479	435	293	18	9	-	1	6	17	32	59
AR,E . . . . .	39	15	-	2	1	-	-	-	-	6	6
AR,W . . . . .	198	6	2	-	2	-	-	-	-	2	-
IAN . . . . .	14	6	-	3	1	-	-	1	-	-	1
IAS . . . . .	218	25	-	2	-	-	-	-	-	2	21
MN . . . . .	50	12	1	1	-	-	-	3	-	1	6
MO,E . . . . .	414	34	-	4	1	-	-	1	16	4	8
MO,W . . . . .	326	322	290	6	2	-	1	1	-	15	7
NE . . . . .	49	6	-	-	1	-	-	-	-	1	4
ND . . . . .	28	3	-	-	1	-	-	-	1	-	1
SD . . . . .	143	6	-	-	-	-	-	-	-	1	5
9TH . . . . .	21,931	2,904	1,885	306	153	18	60	40	48	175	219
AK . . . . .	703	101	55	6	15	2	10	-	-	-	13
AZ . . . . .	1,215	131	98	11	5	1	-	1	2	2	11
CAN . . . . .	4,985	263	24	122	38	-	4	3	13	12	47
CA,E . . . . .	2,597	70	19	13	10	3	2	-	4	7	12
CA,C . . . . .	1,985	160	3	40	9	9	23	14	10	29	23
CAS . . . . .	4,266	165	8	17	57	-	4	14	-	6	59
HI . . . . .	2,248	1,335	1,273	35	-	1	8	-	8	-	10
ID . . . . .	293	8	1	1	-	-	-	-	-	3	3
MT . . . . .	255	4	-	1	-	-	-	-	-	-	3
NV . . . . .	1,056	98	8	-	-	-	-	8	-	80	2
OR . . . . .	366	15	1	2	-	-	-	-	1	9	2
WA,E . . . . .	79	16	-	2	1	-	1	-	-	4	8
WA,W . . . . .	1,883	538	395	56	18	2	8	-	10	23	26

TABLE M-1 U.S. DISTRICT COURTS. MISDEMEANOR CASES:  
 DEFENDANTS DISPOSED OF BY U.S. MAGISTRATES BY NATURE OF OFFENSE  
 DURING THE TWELVE MONTH PERIOD ENDED JUNE 30, 1983

CIRCUIT AND DISTRICT	TOTAL ALL DEFEND- ANTS	(MISDEMEANORS OTHER THAN PETTY OFFENSES)									
		TOTAL	TRAFFIC	THEFT	FOOD/ DRUG	WEAPONS	TRES- PASS	MAIL	ASSAULT	FRAUD	OTHER
10TH ...	12,319	813	414	129	78	11	18	12	13	48	90
CO .....	3,359	125	45	49	11	1	3	3	1	8	4
KS .....	2,431	65	28	8	8	-	1	-	-	5	15
NM .....	863	30	2	3	2	-	-	1	1	8	13
OK,N .....	20	16	-	4	-	-	-	-	-	4	8
OK,E .....	117	21	-	5	2	-	-	-	-	7	7
OK,W .....	3,792	517	339	46	51	10	13	8	8	16	26
UT .....	1,308	17	-	8	1	-	1	-	1	-	6
WY .....	429	22	-	6	3	-	-	-	2	-	11
11TH ...	7,290	3,141	2,342	172	342	14	19	18	21	98	115
AL,N .....	482	175	129	13	19	1	-	-	1	2	10
AL,M .....	986	149	115	19	7	-	2	-	1	-	5
AL,S .....	5	2	-	-	-	-	-	-	-	-	2
FL,N .....	978	54	-	24	8	2	9	1	4	-	6
FL,M .....	253	65	2	22	14	1	-	1	1	11	13
FL,S .....	353	241	5	5	198	1	-	11	1	10	10
GA,N .....	824	281	81	54	33	-	1	5	6	75	26
GA,M .....	680	648	573	24	23	5	1	-	5	-	17
GA,S .....	2,729	1,526	1,437	11	40	4	6	-	2	-	26



TABLE M-1A U. S. DISTRICT COURTS. MISDEMEANOR CASES:  
DEFENDANTS DISPOSED OF BY U. S. MAGISTRATES BY NATURE OF OFFENSE  
DURING THE TWELVE MONTH PERIOD ENDED JUNE 30, 1983

CIRCUIT AND DISTRICT	(PETTY OFFENSES)									
	TOTAL	TRAFFIC	IMMI- GRATION	FOOD/ DRUG	MAIL	DRUNK/ DISOR- DERLY	HUNT/ FISH/ CAMP	TRES- PASS	THEFT	OTHER
TOTAL .....	79,039	53,539	9,094	971	350	3,255	4,270	2,971	1,101	3,480
DC .....	9	1	-	-	4	-	2	1	1	-
1ST .....	706	510	26	5	3	9	118	7	2	26
ME .....	58	54	-	1	1	-	-	-	-	3
MA .....	515	385	-	-	-	2	106	5	2	14
NH .....	31	13	-	-	-	3	10	-	-	5
RI .....	8	3	-	-	1	-	2	2	-	-
PR .....	94	55	26	4	1	4	-	-	-	4
2ND .....	1,391	870	83	60	40	85	13	53	67	120
CT .....	1	-	-	-	-	-	1	-	-	-
NY,N .....	545	423	29	45	2	5	5	22	7	7
NY,E .....	431	234	-	5	-	38	6	27	52	69
NY,S .....	290	164	-	9	28	41	1	3	8	36
NY,W .....	98	43	40	1	10	1	-	-	-	3
VT .....	26	6	14	-	-	-	-	1	-	5
3RD .....	1,857	1,105	25	70	118	179	58	167	37	98
DE .....	96	53	-	-	7	5	7	11	1	12
NJ .....	1,192	737	17	44	52	139	3	143	27	30
PA,E .....	296	172	7	6	43	21	1	7	8	31
PA,M .....	186	98	-	20	14	13	20	4	1	16
PA,W .....	85	45	-	-	2	1	27	2	-	8
VI .....	2	-	1	-	-	-	-	-	-	1

TABLE M-1A U.S. DISTRICT COURTS. MISDEMEANOR CASES:  
DEFENDANTS DISPOSED OF BY U.S. MAGISTRATES BY NATURE OF OFFENSE  
DURING THE TWELVE MONTH PERIOD ENDED JUNE 30, 1983

CIRCUIT AND DISTRICT	(PETTY OFFENSES)									
	TOTAL	TRAFFIC	IMMI- GRATION	FOOD/ DRUG	MAIL	DRUNK/ DISOR- DERLY	HUNT/ FISH/ CAMP	TRES- PASS	THEFT	OTHER
4TH .....	18,987	16,169	3	173	36	470	405	920	157	654
MD .....	6,567	6,282	1	4	3	75	36	75	4	87
NC,E .....	2,330	2,147	-	6	1	10	59	17	59	31
NC,M .....	43	7	-	1	3	2	27	-	-	3
NC,W .....	573	141	-	98	-	108	82	25	15	104
SC .....	371	333	-	-	3	6	6	17	-	6
VA,E .....	8,683	7,155	2	59	20	167	133	777	76	294
VA,W .....	409	103	-	5	2	101	62	9	3	124
WV,N .....	-	-	-	-	-	-	-	-	-	-
WV,S .....	11	1	-	-	4	1	-	-	-	5
5TH .....	13,521	6,164	4,974	103	44	399	1,176	280	87	294
LA,E .....	324	112	6	10	31	11	96	1	6	51
LAM .....	25	-	-	-	-	-	25	-	-	-
LAW .....	1,931	757	-	2	1	33	922	127	37	52
MS,N .....	173	125	-	4	-	6	7	-	-	31
MS,S .....	559	473	-	4	-	62	11	6	1	2
TX,N .....	308	164	34	33	4	16	1	23	6	27
TX,E .....	119	81	-	-	-	1	19	4	-	14
TX,S .....	3,075	188	2,738	30	2	9	57	7	6	38
TX,W .....	7,007	4,264	2,196	20	6	261	38	112	31	79
6TH .....	5,056	3,958	4	45	8	214	356	180	40	251
KY,E .....	262	80	-	6	-	31	64	18	10	53
KY,W .....	3,109	2,654	-	5	-	93	89	147	22	99
MI,E .....	222	198	-	-	-	2	10	-	1	11
MI,W .....	100	50	4	7	3	12	16	2	2	10
OH,N .....	77	16	-	12	1	27	5	-	-	16
OH,S .....	98	81	-	-	-	5	3	2	-	7
TN,E .....	356	200	-	19	3	22	83	4	2	23
TN,M .....	779	636	-	2	1	18	83	6	3	30
TN,W .....	52	43	-	-	-	4	3	1	-	2

TABLE M-1A U.S. DISTRICT COURTS. MISDEMEANOR CASES:  
DEFENDANTS DISPOSED OF BY U.S. MAGISTRATES BY NATURE OF OFFENSE  
DURING THE TWELVE MONTH PERIOD ENDED JUNE 30, 1983

CIRCUIT AND DISTRICT	(PETTY OFFENSES)									
	TOTAL	TRAFFIC	IMMI- GRATION	FOOD/ DRUG	MAIL	DRUNK/ DISOR- DERLY	HUNT/ FISH/ CAMP	TRES- PASS	THEFT	OTHER
7TH .....	1,786	1,414	-	32	1	92	98	26	25	98
IL,N .....	1,011	765	-	31	1	82	15	14	22	81
IL,C .....	188	179	-	-	-	-	2	1	2	4
IL,S .....	125	34	-	-	-	5	66	8	-	12
IN,N .....	5	5	-	-	-	-	-	-	-	-
IN,S .....	405	395	-	-	-	3	3	2	1	1
WI,E .....	15	13	-	-	-	2	-	-	-	-
WI,W .....	37	23	-	1	-	-	12	1	-	-
8TH .....	1,044	639	4	17	3	76	124	67	11	103
AR,E .....	24	6	-	2	-	4	6	-	-	6
AR,W .....	192	105	2	5	-	31	26	3	5	15
IA,N .....	8	-	-	-	1	-	5	-	-	2
IA,S .....	193	161	-	-	-	8	9	6	-	9
MN .....	38	14	2	-	-	1	12	-	1	8
MO,E .....	380	312	-	10	-	24	13	9	3	9
MO,W .....	4	2	-	-	1	-	-	1	-	-
NE .....	43	2	-	-	1	-	12	22	-	6
ND .....	25	9	-	-	-	-	8	3	-	5
SD .....	137	28	-	-	-	8	33	23	2	43
9TH .....	19,027	9,864	3,921	347	57	1,113	1,057	921	489	1,258
AK .....	602	574	-	-	-	10	6	-	-	12
AZ .....	1,084	240	685	10	13	30	23	5	16	62
CA,N .....	4,722	3,990	-	57	4	73	78	284	72	164
CA,E .....	2,527	1,339	5	53	2	174	423	107	147	267
CA,C .....	1,825	765	-	97	4	315	192	172	75	205
CA,S .....	4,101	605	3,231	23	34	38	37	91	11	31
HI .....	913	793	-	1	-	57	-	31	-	31
ID .....	285	79	-	-	-	7	97	17	-	85
MT .....	251	94	-	4	-	33	17	5	8	41
NV .....	958	559	-	44	-	130	39	9	41	136
OR .....	351	42	-	20	-	11	64	43	93	78
WA,E .....	63	21	-	-	-	2	26	4	1	9
WA,W .....	1,345	763	-	28	-	233	55	104	25	137

TABLE M-1A U.S. DISTRICT COURTS. MISDEMEANOR CASES:  
DEFENDANTS DISPOSED OF BY U.S. MAGISTRATES BY NATURE OF OFFENSE  
DURING THE TWELVE MONTH PERIOD ENDED JUNE 30, 1983

CIRCUIT AND DISTRICT	(PETTY OFFENSES)									
	TOTAL	TRAFFIC	IMMI- GRATION	FOOD/ DRUG	MAIL	DRUNK/ DISOR- DERLY	HUNT/ FISH/ CAMP	TRES- PASS	THEFT	OTHER
10TH . . . .	11,506	9,931	54	48	11	366	582	136	68	310
CO . . . . .	3,234	2,869	13	18	4	79	102	25	24	100
KS . . . . .	2,366	2,266	2	12	3	31	34	6	4	8
NM . . . . .	833	573	34	4	2	71	92	10	3	44
OK,N . . . . .	4	1	-	-	-	-	2	-	-	1
OK,E . . . . .	96	26	-	5	-	40	14	1	-	10
OK,W . . . . .	3,275	3,165	-	-	-	11	73	13	-	13
UT . . . . .	1,291	847	5	2	2	86	181	46	29	93
WY . . . . .	407	184	-	7	-	48	84	35	8	41
11TH . . . .	4,149	2,914	-	71	25	252	289	213	117	268
AL,N . . . . .	307	227	-	-	-	4	23	24	8	21
AL,M . . . . .	837	818	-	-	-	1	11	-	-	7
AL,S . . . . .	3	1	-	-	-	-	2	-	-	-
FL,N . . . . .	924	448	-	30	-	105	98	140	54	49
FL,M . . . . .	188	144	-	3	-	5	8	7	11	10
FL,S . . . . .	112	50	-	4	-	-	38	7	-	13
GA,N . . . . .	543	251	-	29	13	96	55	22	6	71
GA,M . . . . .	32	11	-	-	2	1	2	1	-	15
GA,S . . . . .	1,203	964	-	5	10	40	52	12	38	82

TABLE M-2 U. S. DISTRICT COURTS. MISDEMEANOR CASES:  
DEFENDANTS DISPOSED OF BY U.S. MAGISTRATES BY TYPE OF DISPOSITION  
DURING THE TWELVE MONTH PERIOD ENDED JUNE 30, 1983

CIRCUIT AND DISTRICT	TOTAL ALL DEFEND- ANTS	MISDEMEANORS OTHER THAN PETTY OFFENSES							PETTY OFFENSES						
		TOTAL	NOT CONVICTED			CONVICTED			TOTAL	NOT CONVICTED			CONVICTED		
			WITH- OUT TRIAL	COURT TRIAL	JURY TRIAL	AFTER PLEA	COURT TRIAL	JURY TRIAL		WITH- OUT TRIAL	COURT TRIAL	JURY TRIAL	AFTER PLEA	COURT TRIAL	JURY TRIAL
TOTAL ...	93,543	14,504	1,859	1,497	32	9,498	1,578	40	79,039	16,553	5,121	9	48,860	8,491	5
DC .....	100	91	-	1	-	90	-	-	9	-	1	-	6	2	-
1ST ...	762	56	25	4	-	25	1	1	706	105	92	-	366	143	-
ME .....	65	7	-	-	-	7	-	-	58	7	-	-	49	2	-
MA .....	527	12	2	1	-	2	-	1	515	49	63	-	278	125	-
NH .....	31	-	-	-	-	-	-	-	31	11	9	-	1	10	-
RI .....	19	11	2	3	-	5	1	-	8	-	4	-	3	1	-
PR .....	120	26	21	-	-	5	-	-	94	38	16	-	35	5	-
2ND ...	2,100	709	339	10	5	347	6	2	1,391	320	75	-	943	53	-
CT .....	33	32	5	-	-	27	-	-	1	-	-	-	1	-	-
NY,N .....	631	86	-	-	-	86	-	-	545	28	3	-	509	5	-
NY,E .....	889	458	332	-	1	122	2	1	431	210	54	-	128	39	-
NY,S .....	398	108	2	9	2	90	4	1	290	51	13	-	218	8	-
NY,W .....	122	24	-	-	2	22	-	-	98	20	-	-	77	1	-
VT .....	27	1	-	1	-	-	-	-	26	11	5	-	10	-	-
3RD ...	2,169	312	75	4	1	224	5	3	1,857	333	118	-	1,057	348	1
DE .....	99	3	1	-	-	2	-	-	96	42	5	-	36	13	-
NJ .....	1,421	229	72	2	1	148	4	2	1,192	160	44	-	793	195	-
PA,E .....	342	46	2	2	-	41	1	-	296	82	36	-	116	61	1
PA,M .....	210	24	-	-	-	24	-	-	186	27	25	-	66	68	-
PA,W .....	94	9	-	-	-	9	-	-	85	22	8	-	45	10	-
VI .....	3	1	-	-	-	-	-	1	2	-	-	-	1	1	-

TABLE M-2 U. S. DISTRICT COURTS. MISDEMEANOR CASES:  
DEFENDANTS DISPOSED OF BY U. S. MAGISTRATES BY TYPE OF DISPOSITION  
DURING THE TWELVE MONTH PERIOD ENDED JUNE 30, 1983

CIRCUIT AND DISTRICT	TOTAL ALL DEFEND- ANTS	MISDEMEANORS OTHER THAN PETTY OFFENSES							PETTY OFFENSES						
		TOTAL	NOT CONVICTED			CONVICTED			TOTAL	NOT CONVICTED			CONVICTED		
			WITH- OUT TRIAL	COURT TRIAL	JURY TRIAL	AFTER PLEA	COURT TRIAL	JURY TRIAL		WITH- OUT TRIAL	COURT TRIAL	JURY TRIAL	AFTER PLEA	COURT TRIAL	JURY TRIAL
4TH ...	23,576	4,589	521	1,014	2	2,216	830	6	18,987	3,475	2,318	-	10,072	3,121	1
MD .....	7,898	1,331	251	48	1	946	84	1	6,567	2,027	300	-	3,446	793	1
NC,E .....	2,488	158	17	2	-	130	7	2	2,330	120	75	-	2,029	106	-
NC,M .....	57	14	-	-	-	14	-	-	43	2	2	-	37	2	-
NC,W .....	684	111	46	-	-	55	10	-	573	134	12	-	374	53	-
SC .....	428	57	1	-	-	55	1	-	371	11	49	-	101	210	-
VA,E .....	11,552	2,869	206	959	1	974	726	3	8,683	1,124	1,819	-	3,868	1,872	-
VA,W .....	426	17	-	5	-	10	2	-	409	56	60	-	208	85	-
WV,N .....	-	-	-	-	-	-	-	-	-	-	-	-	-	-	-
WV,S .....	43	32	-	-	-	32	-	-	11	1	1	-	9	-	-
5TH ...	14,260	739	47	12	-	637	38	5	13,521	1,616	307	4	10,698	896	-
LA,E .....	349	25	-	-	-	25	-	-	324	26	17	-	203	78	-
LA,M .....	75	50	-	-	-	49	-	1	25	-	-	-	25	-	-
LA,W .....	1,956	25	3	1	-	19	2	-	1,931	171	43	-	1,592	125	-
MS,N .....	184	11	-	-	-	11	-	-	173	18	2	-	151	2	-
MS,S .....	716	157	12	6	-	120	19	-	559	50	2	-	501	6	-
TX,N .....	318	10	1	1	-	8	-	-	308	106	8	-	165	29	-
TX,E .....	135	16	3	-	-	11	1	1	119	29	10	-	73	7	-
TX,S .....	3,333	258	10	2	-	238	7	1	3,075	114	28	4	2,875	54	-
TX,W .....	7,194	187	18	2	-	156	9	2	7,007	1,102	197	-	5,113	595	-
6TH ...	5,529	473	39	20	3	363	47	1	5,056	2,084	152	-	2,497	322	1
KY,E .....	271	9	2	-	-	7	-	-	262	33	12	-	211	6	-
KY,W .....	3,309	200	22	10	1	145	22	-	3,109	1,460	44	-	1,422	183	-
MI,E .....	249	27	-	-	-	25	2	-	222	82	13	-	118	9	-
MI,W .....	131	31	1	-	1	29	-	-	100	25	5	-	70	-	-
OH,N .....	96	19	3	-	-	16	-	-	77	21	-	-	56	-	-
OH,S .....	112	14	-	1	-	10	3	-	98	29	8	-	35	26	-
TN,E .....	380	24	-	-	1	15	8	-	356	63	20	-	230	42	1
TN,M .....	907	128	10	4	-	103	11	-	779	364	42	-	327	46	-
TN,W .....	74	21	1	5	-	13	1	1	53	7	8	-	28	10	-

TABLE M-2 U.S. DISTRICT COURTS. MISDEMEANOR CASES:  
DEFENDANTS DISPOSED OF BY U.S. MAGISTRATES BY TYPE OF DISPOSITION  
DURING THE TWELVE MONTH PERIOD ENDED JUNE 30, 1983

CIRCUIT AND DISTRICT	TOTAL ALL DEFEND- ANTS	MISDEMEANORS OTHER THAN PETTY OFFENSES							PETTY OFFENSES						
		TOTAL	NOT CONVICTED			CONVICTED			TOTAL	NOT CONVICTED			CONVICTED		
			WITH- OUT TRIAL	COURT TRIAL	JURY TRIAL	AFTER PLEA	COURT TRIAL	JURY TRIAL		WITH- OUT TRIAL	COURT TRIAL	JURY TRIAL	AFTER PLEA	COURT TRIAL	JURY TRIAL
7TH ...	2,028	242	41	10	5	143	40	3	1,786	544	224	-	705	313	-
IL,N .....	1,015	4	-	-	-	4	-	-	1,011	443	164	-	186	218	-
IL,C .....	245	57	6	2	1	34	12	2	188	11	19	-	115	43	-
IL,S .....	174	49	22	2	-	25	-	-	125	19	2	-	99	5	-
IN,N .....	8	3	-	-	-	3	-	-	5	1	-	-	4	-	-
IN,S .....	513	108	13	6	2	59	28	-	405	43	34	-	290	38	-
WI,E .....	33	18	-	-	2	15	-	1	15	2	1	-	5	7	-
WI,W .....	40	3	-	-	-	3	-	-	37	25	4	-	6	2	-
8TH ...	1,479	435	7	7	2	374	39	6	1,044	229	63	-	565	186	1
AR,E .....	39	15	-	-	-	15	-	-	24	-	2	-	13	9	-
AR,W .....	198	6	-	-	-	4	2	-	192	37	19	-	108	28	-
IAN .....	14	6	-	-	1	5	-	-	8	6	-	-	1	1	-
IAS .....	218	25	-	-	-	20	-	5	193	73	8	-	33	79	-
MN .....	50	12	-	-	-	12	-	-	38	16	1	-	15	6	-
MO,E .....	414	34	6	1	-	25	1	1	380	54	16	-	289	21	-
MO,W .....	328	322	-	6	-	281	35	-	4	-	1	-	3	-	-
NE .....	49	6	-	-	-	5	1	-	43	5	-	-	35	3	-
ND .....	28	3	1	-	1	1	-	-	25	6	1	-	10	7	1
SD .....	143	6	-	-	-	6	-	-	137	32	15	-	58	32	-
9TH ...	21,931	2,904	503	82	13	2,160	137	9	19,027	4,111	778	4	12,816	1,318	-
AK .....	703	101	24	3	4	65	2	3	602	151	43	-	327	81	-
AZ .....	1,215	131	10	36	1	48	36	-	1,084	95	4	-	974	11	-
CAN .....	4,985	263	85	6	5	157	6	4	4,722	1,393	288	-	2,706	335	-
CA,E .....	2,597	70	6	-	2	55	7	-	2,527	422	132	2	1,700	271	-
CAC .....	1,985	160	18	4	-	124	4	-	1,825	371	79	2	1,124	249	-
CAS .....	4,266	165	29	-	-	135	1	-	4,101	526	11	-	3,554	10	-
HI .....	2,248	1,335	291	16	-	1,011	17	-	913	273	24	-	582	34	-
ID .....	293	8	-	-	-	8	-	-	285	54	7	-	208	-	-
MT .....	255	4	1	-	-	3	-	-	251	97	10	-	128	16	-
NV .....	1,058	98	2	2	-	92	1	1	958	367	41	-	485	65	-
OR .....	366	15	-	-	-	15	-	-	351	41	13	-	252	45	-
WA,E .....	79	16	2	-	-	7	7	-	63	18	5	-	20	20	-
WA,W .....	1,883	538	35	15	1	440	46	1	1,345	293	121	-	756	175	-

TABLE M-2 U.S. DISTRICT COURTS. MISDEMEANOR CASES:  
DEFENDANTS DISPOSED OF BY U.S. MAGISTRATES BY TYPE OF DISPOSITION  
DURING THE TWELVE MONTH PERIOD ENDED JUNE 30, 1983

CIRCUIT AND DISTRICT	TOTAL ALL DEFEND- ANTS	MISDEMEANORS OTHER THAN PETTY OFFENSES							PETTY OFFENSES						
		TOTAL	NOT CONVICTED			CONVICTED			TOTAL	NOT CONVICTED			CONVICTED		
			WITH- OUT TRIAL	COURT TRIAL	JURY TRIAL	AFTER PLEA	COURT TRIAL	JURY TRIAL		WITH- OUT TRIAL	COURT TRIAL	JURY TRIAL	AFTER PLEA	COURT TRIAL	JURY TRIAL
10TH ..	12,319	813	89	7	-	655	59	3	11,506	3,017	506	1	6,845	1,137	-
CO .....	3,359	125	6	2	-	108	9	-	3,234	1,225	111	-	1,792	106	-
KS .....	2,431	65	11	1	-	41	12	-	2,366	529	195	-	1,262	380	-
NM .....	863	30	1	1	-	24	1	3	833	276	46	-	407	104	-
OK,N .....	20	16	5	-	-	11	-	-	4	-	2	-	-	2	-
OK,E .....	117	21	-	-	-	20	1	-	96	6	3	-	72	15	-
OK,W .....	3,792	517	64	1	-	422	30	-	3,275	600	78	-	2,479	118	-
UT .....	1,308	17	-	2	-	11	4	-	1,291	350	45	1	600	295	-
WY .....	429	22	2	-	-	18	2	-	407	31	26	-	233	117	-
11TH ..	7,290	3,141	173	326	1	2,264	376	1	4,149	719	487	-	2,280	652	1
AL,N .....	482	175	18	7	-	135	15	-	307	116	35	-	117	39	-
AL,M .....	986	149	25	5	-	106	13	-	837	279	42	-	415	101	-
AL,S .....	5	2	-	-	-	1	1	-	3	2	1	-	-	-	-
FL,N .....	978	54	1	3	-	41	2	-	924	118	131	-	548	126	1
FL,M .....	253	65	13	-	-	52	-	-	188	67	9	-	69	43	-
FL,S .....	353	241	3	1	-	230	7	-	112	32	13	-	47	20	-
GA,N .....	824	281	31	10	1	223	15	1	543	73	31	-	363	76	-
GA,M .....	680	648	2	65	-	527	54	-	32	5	2	-	21	4	-
GA,S .....	2,729	1,526	80	235	-	949	262	-	1,203	27	223	-	710	243	-



TABLE M-3 U.S. DISTRICT COURTS.  
MATTERS DISPOSED OF BY U.S. MAGISTRATES  
PURSUANT TO TITLE 28 U.S.C. SECTION 636(A)  
DURING THE TWELVE MONTH PERIOD ENDED JUNE 30, 1983

CIRCUIT AND DISTRICT	TOTAL	SEARCH WAR- RANTS	ARREST WAR- RANTS	SUM- MONSES	INITIAL APPEAR- ANCES	PRELIM. EXAMS	BAIL REVIEWS	GRAND JURY SESSIONS	ARRAIGN- MENTS	OTHER
TOTAL .....	102,450	6,555	10,957	1,053	40,108	4,681	8,408	3,179	22,995	4,514
DC .....	1,040	55	110	-	469	161	79	112	50	4
1ST .....	3,191	212	189	33	1,085	214	210	173	856	219
ME .....	123	24	8	-	32	12	2	3	18	24
MA .....	1,376	126	83	21	482	56	91	89	313	115
NH .....	218	11	25	8	38	11	10	36	60	19
RI .....	310	29	23	-	45	44	8	17	90	54
PR .....	1,164	22	50	4	488	91	99	28	375	7
2ND .....	6,793	904	1,142	32	3,064	125	423	390	473	240
CT .....	837	121	106	1	205	25	89	45	179	66
NY,N .....	442	30	50	5	156	16	40	36	66	43
NY,E .....	1,918	149	289	13	939	41	115	212	74	86
NY,S .....	2,615	512	632	13	1,257	15	130	26	4	26
NY,W .....	816	77	60	-	427	21	24	57	136	14
VT .....	165	15	5	-	80	7	25	14	14	5
3RD .....	5,818	471	764	35	1,891	384	455	370	1,207	241
DE .....	166	23	35	1	57	17	4	25	1	3
NJ .....	1,074	158	122	1	516	24	48	124	32	49
PA,E .....	2,180	173	384	10	574	232	47	142	551	67
PA,M .....	241	22	48	-	100	9	9	3	14	36
PA,W .....	1,167	85	104	23	368	102	63	76	262	84
VI .....	990	10	71	-	276	-	284	-	347	2

TABLE M-3 U.S. DISTRICT COURTS.  
MATTERS DISPOSED OF BY U.S. MAGISTRATES  
PURSUANT TO TITLE 28 U.S.C. SECTION 636(A)  
DURING THE TWELVE MONTH PERIOD ENDED JUNE 30, 1983

CIRCUIT AND DISTRICT	TOTAL	SEARCH WAR- RANTS	ARREST WAR- RANTS	SUM- MONSES	INITIAL APPEAR- ANCES	PRELIM. EXAMS	BAIL REVIEWS	GRAND JURY SESSIONS	ARRAIGN- MENTS	OTHER
4TH .....	7,545	512	1,102	120	2,378	413	466	130	1,932	492
MD .....	1,793	250	297	-	582	27	115	-	449	73
NC,E .....	643	15	44	1	243	20	49	24	245	2
NC,M .....	463	30	63	-	261	10	42	4	21	32
NC,W .....	1,045	21	198	75	374	44	52	-	280	1
SC .....	1,309	35	176	5	340	85	119	20	494	35
VA,E .....	1,379	106	197	38	391	198	56	43	176	174
VA,W .....	263	28	58	1	82	14	5	7	1	67
WV,N .....	190	19	23	-	25	7	-	3	100	13
WV,S .....	460	8	46	-	80	8	28	29	166	95
5TH .....	17,446	504	1,662	193	8,934	952	1,178	328	3,212	483
LA,E .....	1,713	40	129	17	528	57	121	64	743	14
LA,M .....	176	11	12	1	58	1	19	-	62	12
LA,W .....	601	20	58	2	230	15	103	15	137	21
MS,N .....	173	4	3	-	80	1	17	8	56	4
MS,S .....	511	36	45	-	222	14	26	-	163	5
TX,N .....	1,549	75	170	-	959	98	159	-	25	63
TX,E .....	376	38	83	4	91	20	16	4	30	90
TX,S .....	7,359	165	397	105	4,274	209	407	133	1,484	185
TX,W .....	4,988	115	765	64	2,492	537	310	104	512	89
6TH .....	7,240	461	1,063	19	2,536	352	289	337	1,839	344
KY,E .....	358	49	57	1	80	30	13	16	74	38
KY,W .....	558	15	180	-	176	74	28	19	33	33
MI,E .....	2,031	193	212	14	675	50	90	151	631	15
MI,W .....	463	40	54	2	105	8	17	23	207	7
OH,N .....	1,200	73	253	1	234	77	29	58	396	79
OH,S .....	658	39	127	1	243	36	32	52	19	109
TN,E .....	511	28	121	-	276	30	12	-	22	22
TN,M .....	501	11	36	-	296	25	58	12	57	6
TN,W .....	960	13	23	-	451	22	10	6	400	35

TABLE M-3 U.S. DISTRICT COURTS.  
MATTERS DISPOSED OF BY U.S. MAGISTRATES  
PURSUANT TO TITLE 28 U.S.C. SECTION 636(A)  
DURING THE TWELVE MONTH PERIOD ENDED JUNE 30, 1983

CIRCUIT AND DISTRICT	TOTAL	SEARCH WAR- RANTS	ARREST WAR- RANTS	SUM- MONSES	INITIAL APPEAR- ANCES	PRELIM. EXAMS	BAIL REVIEWS	GRAND JURY SESSIONS	ARRAIGN- MENTS	OTHER
7TH .....	4,210	345	565	11	1,334	340	195	92	826	502
IL,N .....	1,615	153	289	8	540	220	99	7	160	139
IL,C .....	371	40	48	-	78	38	7	22	90	48
IL,S .....	345	8	33	-	58	19	19	9	142	57
IN,N .....	440	27	40	1	111	12	21	10	103	115
IN,S .....	594	84	101	-	309	33	35	1	5	26
WI,E .....	672	23	49	2	224	15	10	31	220	98
WI,W .....	173	10	5	-	14	3	4	12	106	19
8TH .....	5,699	374	625	19	1,966	337	422	63	1,495	398
AR,E .....	597	27	42	-	174	6	10	2	206	130
AR,W .....	118	7	26	11	31	8	12	1	18	4
IA,N .....	178	5	14	-	40	5	6	14	64	30
IA,S .....	463	47	61	-	119	45	22	13	150	8
MN .....	1,045	85	149	-	284	114	53	2	312	46
MO,E .....	1,215	77	194	-	485	58	179	2	200	20
MO,W .....	1,000	54	61	-	415	37	56	16	245	116
NE .....	364	27	31	-	107	11	34	6	108	40
ND .....	251	36	30	8	93	28	14	1	40	1
SD .....	468	9	17	-	218	25	36	6	152	5
9TH .....	23,880	1,791	2,117	357	9,481	648	2,577	514	5,682	713
AK .....	337	53	14	6	52	35	27	10	117	23
AZ .....	2,782	105	143	44	1,290	87	326	73	523	191
CAN .....	3,053	272	318	75	1,007	92	448	11	797	33
CA,E .....	1,837	177	184	-	506	100	302	12	549	7
CAC .....	4,647	478	354	14	1,833	34	339	162	1,224	209
CAS .....	6,137	213	313	-	3,426	102	822	15	1,072	174
HI .....	399	75	11	-	100	11	9	47	135	11
ID .....	492	30	82	3	112	47	43	4	162	9
MT .....	145	11	29	13	31	6	2	-	53	-
NV .....	1,681	131	350	152	426	13	103	107	397	2
OR .....	719	144	65	42	170	55	41	35	135	32
WA,E .....	433	22	72	-	127	20	6	-	183	3
WA,W .....	1,218	80	182	8	401	46	109	38	335	19

TABLE M-3 U.S. DISTRICT COURTS.  
MATTERS DISPOSED OF BY U.S. MAGISTRATES  
PURSUANT TO TITLE 28 U.S.C. SECTION 636(A)  
DURING THE TWELVE MONTH PERIOD ENDED JUNE 30, 1983

CIRCUIT AND DISTRICT	TOTAL	SEARCH WAR- RANTS	ARREST WAR- RANTS	SUM- MONSES	INITIAL APPEAR- ANCES	PRELIM. EXAMS	BAIL REVIEWS	GRAND JURY SESSIONS	ARRAIGN- MENTS	OTHER
10TH .....	5,951	323	562	175	1,997	269	454	95	1,449	627
CO .....	1,663	69	180	159	572	36	104	52	435	56
KS .....	1,085	107	36	2	391	12	79	-	301	157
NM .....	886	41	50	2	408	48	79	16	206	28
OK,N .....	379	46	61	-	215	13	2	-	35	7
OK,E .....	235	21	29	-	54	18	8	-	91	14
OK,W .....	642	18	100	2	157	45	27	5	170	118
UT .....	942	13	73	6	141	75	154	22	211	247
WY .....	119	8	25	4	59	22	1	-	-	-
11TH .....	13,637	603	1,056	59	4,973	486	1,660	575	3,974	251
AL,N .....	843	43	63	5	221	18	14	12	459	8
AL,M .....	276	21	53	3	69	10	107	7	-	6
AL,S .....	319	16	22	-	99	20	25	9	125	3
FL,N .....	190	18	12	-	96	2	20	15	21	6
FL,M .....	2,252	61	212	16	695	113	232	155	681	87
FL,S .....	7,625	335	452	12	3,081	238	1,145	281	2,010	71
GA,N .....	1,316	63	104	12	432	36	68	78	471	52
GA,M .....	158	14	31	-	99	14	-	-	-	-
GA,S .....	658	32	107	11	181	35	49	18	207	18

TABLE M-4 U.S. DISTRICT COURTS  
PROCEEDINGS AND CASES DISPOSED OF BY U.S. MAGISTRATES  
PURSUANT TO TITLE 28 U.S.C. SECTIONS 636(B) AND (C)  
DURING THE TWELVE MONTH PERIOD ENDED JUNE 30, 1983

CIRCUIT AND DISTRICT	TOTAL CRIMINAL CIVIL MATTERS	CRIMINAL PROCEEDINGS					
		TOTAL CRIMINAL	PRETRIAL CONFERENCES	MOTIONS		PROBATION REVOCATIONS	OTHER
				636(B) (1)(A)	636(B) (1)(B)		
TOTAL .....	164,590	28,336	3,529	18,991	2,339	173	3,304
DC .....	1,603	209	-	72	1	72	64
1ST .....	15,100	4,056	135	3,732	62	4	123
ME .....	671	61	31	20	10	-	-
MA .....	6,226	3,261	3	3,194	33	3	28
NH .....	1,753	168	31	132	1	-	4
RI .....	1,876	101	28	51	11	-	11
PR .....	4,574	465	42	335	7	1	80
2ND .....	11,173	323	4	117	69	1	132
CT .....	3,857	170	1	102	63	-	4
NY,N .....	308	2	-	-	-	-	2
NY,E .....	2,910	13	-	-	-	-	13
NY,S .....	3,266	124	3	7	2	1	111
NY,W .....	536	9	-	8	1	-	-
VT .....	296	5	-	-	3	-	2
3RD .....	12,469	722	5	466	200	1	50
DE .....	536	5	-	4	-	-	1
NJ .....	5,291	13	-	6	-	-	7
PA,E .....	2,410	358	-	165	172	-	21
PA,M .....	687	11	-	6	2	-	3
PA,W .....	3,157	297	5	255	23	1	13
VI .....	388	38	-	30	3	-	5

TABLE M-4 U. S. DISTRICT COURTS  
PROCEEDINGS AND CASES DISPOSED OF BY U. S. MAGISTRATES  
PURSUANT TO TITLE 28 U.S.C. SECTIONS 636(B) AND (C)  
DURING THE TWELVE MONTH PERIOD ENDED JUNE 30, 1983

CIRCUIT AND DISTRICT	TOTAL CRIMINAL CIVIL MATTERS	CRIMINAL PROCEEDINGS					
		TOTAL CRIMINAL	PRETRIAL CONFERENCES	MOTIONS		PROBATION REVOCATIONS	OTHER
				636 (B) (1) (A)	636 (B) (1) (B)		
4TH . . . . .	9,135	1,419	139	731	185	3	361
MD . . . . .	919	133	-	3	-	-	130
NC,E . . . . .	2,435	806	2	578	141	3	82
NC,M . . . . .	903	68	-	17	1	-	50
NC,W . . . . .	114	54	-	40	14	-	-
SC . . . . .	1,973	229	135	41	18	-	35
VA,E . . . . .	1,065	3	-	1	-	-	2
VA,W . . . . .	1,041	6	2	1	1	-	2
WV,N . . . . .	155	8	-	2	1	-	5
WV,S . . . . .	530	112	-	48	9	-	55
5TH . . . . .	23,075	1,895	65	1,364	104	9	353
LA,E . . . . .	8,276	730	42	562	47	-	79
LA,M . . . . .	523	22	4	13	2	1	2
LA,W . . . . .	2,479	177	15	138	7	-	17
MS,N . . . . .	2,429	10	3	7	-	-	-
MS,S . . . . .	4,084	272	-	218	21	-	33
TX,N . . . . .	1,279	44	1	43	-	-	-
TX,E . . . . .	730	13	-	5	7	-	1
TX,S . . . . .	1,998	333	-	218	7	5	103
TX,W . . . . .	1,277	294	-	160	13	3	118
6TH . . . . .	17,742	1,568	690	447	111	3	317
KY,E . . . . .	1,919	117	1	98	8	-	10
KY,W . . . . .	991	70	-	29	2	-	39
MI,E . . . . .	3,645	463	372	32	20	-	39
MI,W . . . . .	1,555	225	153	42	1	-	29
OH,N . . . . .	3,227	493	130	242	80	3	38
OH,S . . . . .	3,993	38	1	4	-	-	33
TN,E . . . . .	1,093	-	-	-	-	-	-
TN,M . . . . .	298	-	-	-	-	-	-
TN,W . . . . .	1,021	162	33	-	-	-	129

TABLE M-4 U. S. DISTRICT COURTS  
PROCEEDINGS AND CASES DISPOSED OF BY U. S. MAGISTRATES  
PURSUANT TO TITLE 28 U. S. C. SECTIONS 636 (B) AND (C)  
DURING THE TWELVE MONTH PERIOD ENDED JUNE 30, 1983

CIRCUIT AND DISTRICT	TOTAL CRIMINAL CIVIL MATTERS	CRIMINAL PROCEEDINGS				
		TOTAL CRIMINAL	PRETRIAL CONFERENCES	MOTIONS		PROBATION REVOCATIONS
				636 (B) (1) (A)	636 (B) (1) (B)	
7TH .....	12,294	971	166	547	156	7
IL,N .....	3,161	105	-	49	27	-
IL,C .....	1,314	185	-	158	8	-
IL,S .....	962	79	-	41	11	-
IN,N .....	439	73	48	16	-	-
IN,S .....	5,311	53	1	25	-	-
WI,E .....	421	256	4	197	23	3
WI,W .....	686	220	112	61	55	-
8TH .....	11,522	2,994	451	1,593	553	4
AR,E .....	344	36	-	-	-	8
AR,W .....	298	3	-	11	7	-
IA,N .....	830	44	-	1	2	-
IA,S .....	1,019	184	1	38	-	-
MN .....	3,349	729	115	69	-	-
MO,E .....	2,462	1,271	-	428	237	-
MO,W .....	1,363	601	27	753	209	1
NE .....	1,847	122	308	192	74	7
ND .....	2	2	-	96	24	-
SD .....	8	2	-	-	-	-
9TH .....	18,915	3,124	380	1,719	310	24
AK .....	564	230	61	120	32	-
AZ .....	678	161	-	3	-	-
CA,N .....	4,757	260	5	67	26	-
CA,E .....	1,339	221	75	138	-	8
CA,C .....	2,057	217	6	18	1	-
CA,S .....	851	262	210	7	-	2
HI .....	1,421	263	20	220	20	3
ID .....	135	4	2	1	-	-
MT .....	-	-	-	-	-	-
NV .....	2,253	978	1	-	-	-
OR .....	3,790	422	-	809	145	9
WA,E .....	387	2	-	325	82	-
WA,W .....	683	104	-	11	3	2

TABLE M-4 U.S. DISTRICT COURTS  
PROCEEDINGS AND CASES DISPOSED OF BY U.S. MAGISTRATES  
PURSUANT TO TITLE 28 U.S.C. SECTIONS 636(B) AND (C)  
DURING THE TWELVE MONTH PERIOD ENDED JUNE 30, 1993

CIRCUIT AND DISTRICT	TOTAL CRIMINAL CIVIL MATTERS	CRIMINAL PROCEEDINGS					
		TOTAL CRIMINAL	PRETRIAL CONFERENCES	MOTIONS		PROBATION REVOCATIONS	OTHER
				636(B) (1)(A)	636(B) (1)(B)		
10TH .....	10,714	645	408	30	21	-	186
CO .....	3,249	331	253	1	-	-	77
KS .....	3,634	155	145	6	4	-	-
NM .....	1,398	39	-	22	17	-	-
OK,N .....	525	13	10	-	-	-	3
OK,E .....	61	-	-	-	-	-	-
OK,W .....	471	6	-	1	-	-	5
UT .....	1,016	101	-	-	-	-	101
WY .....	360	-	-	-	-	-	-
11TH .....	20,848	10,410	1,086	8,173	567	41	543
AL,N .....	1,423	686	279	299	108	-	-
AL,M .....	314	-	-	-	-	-	-
AL,S .....	2,035	174	2	168	4	-	-
FL,N .....	474	48	-	2	-	-	46
FL,M .....	5,924	2,652	511	1,779	107	28	227
FL,S .....	7,247	5,572	57	5,165	137	7	206
GA,N .....	3,160	1,180	237	710	187	6	40
GA,M .....	18	-	-	-	-	-	-
GA,S .....	253	98	-	50	24	-	24



TABLE M4-A U.S. DISTRICT COURTS  
PROCEEDINGS AND CASES DISPOSED OF BY U.S. MAGISTRATES  
PURSUANT TO TITLE 28 U.S.C. SECTIONS 636(B) AND (C)  
DURING THE TWELVE MONTH PERIOD ENDED JUNE 30, 1983

CIRCUIT AND DISTRICT	CIVIL PROCEEDINGS					CIVIL CASES						SECTION 636(C)
	TOTAL CIVIL MATTERS	PRETRIAL CONFERENCES	636(B) (1)(A)	636(B) (1)(B)	OTHER	TOTAL CIVIL CASES	PRISONER PETITIONS			SOCIAL SECURITY	SPECIAL MASTER	CONSENT CASES
							STATE	FEDERAL	CIVIL RIGHTS			
TOTAL ...	110,578	29,695	65,742	7,071	8,070	25,676	5,632	2,350	10,561	6,588	545	3,127
DC .....	1,384	405	880	25	74	10	-	-	-	-	10	110
1ST ...	10,603	1,255	8,359	812	177	441	148	6	117	168	2	13
ME .....	597	262	224	109	2	13	-	-	-	13	-	3
MA .....	2,841	61	2,440	319	21	124	37	4	42	39	2	9
NH .....	1,542	348	1,104	86	4	43	29	2	12	-	-	-
RI .....	1,648	81	1,240	246	81	127	13	-	16	98	-	1
PR .....	3,975	503	3,351	52	69	134	69	-	47	18	-	-
2ND ...	9,870	4,578	4,156	935	201	980	190	62	329	357	42	271
CT .....	3,366	419	2,228	650	69	321	53	2	170	96	-	178
NY,N .....	3	3	-	-	-	303	79	33	132	58	1	1
NY,E .....	2,731	1,826	710	83	112	166	6	3	-	156	1	38
NY,S .....	2,981	1,740	1,081	159	1	161	47	24	25	30	35	8
NY,W .....	519	480	38	-	1	8	3	-	-	-	5	38
VT .....	270	110	99	43	18	21	2	-	2	17	-	8
3RD ...	9,394	3,655	4,658	1,038	43	2,353	330	184	1,331	483	25	86
DE .....	36	4	27	5	-	495	16	72	394	13	-	-
NJ .....	5,188	2,493	2,096	567	32	90	34	2	35	1	18	41
PA,E .....	1,364	893	421	43	7	688	160	31	311	186	-	32
PAM .....	127	2	98	27	-	549	50	66	317	115	1	7
PA,W .....	2,339	42	1,900	396	1	521	60	13	274	168	6	6
VI .....	340	221	116	-	3	10	10	-	-	-	-	-

TABLE M4-A U.S. DISTRICT COURTS  
PROCEEDINGS AND CASES DISPOSED OF BY U.S. MAGISTRATES  
PURSUANT TO TITLE 28 U.S.C. SECTIONS 636(B) AND (C)  
DURING THE TWELVE MONTH PERIOD ENDED JUNE 30, 1983

CIRCUIT AND DISTRICT	CIVIL PROCEEDINGS					CIVIL CASES					SECTION 636(C)	
	TOTAL CIVIL MATTERS	PRETRIAL CONFERENCES	636(B) (1)(A)	636(B) (1)(B)	OTHER	TOTAL CIVIL CASES	PRISONER PETITIONS			SOCIAL SECURITY	SPECIAL MASTER	CONSENT CASES
							STATE	FEDERAL	CIVIL RIGHTS			
4TH ...	4,841	1,104	3,142	314	281	2,875	499	139	1,164	993	80	419
MD .....	312	151	69	58	34	474	78	23	279	92	2	94
NC,E .....	1,219	220	782	161	56	410	72	12	298	27	1	65
NC,M .....	623	262	280	27	54	212	53	12	92	55	-	8
NC,W .....	13	-	9	-	4	47	30	12	5	-	-	-
SC .....	1,176	17	1,139	14	6	568	49	38	107	311	63	1
VA,E .....	623	91	454	-	78	439	154	27	210	38	10	157
VA,W .....	505	362	80	20	43	530	19	11	140	359	1	75
WV,N .....	68	-	41	26	1	79	27	3	24	25	-	18
WV,S .....	302	1	288	8	5	116	17	1	9	86	3	1
5TH ...	17,375	3,872	12,623	589	291	3,805	1,274	260	1,724	414	133	330
LA,E .....	6,920	1,818	4,878	136	88	626	136	23	265	80	122	14
LA,M .....	351	152	93	94	12	150	53	8	62	27	-	64
LA,W .....	1,858	560	1,263	20	15	444	204	20	139	77	4	2
MS,N .....	2,242	179	1,996	58	9	177	40	3	95	39	-	4
MS,S .....	3,457	207	2,994	186	70	355	160	2	146	43	4	163
TX,N .....	762	351	361	41	9	473	265	64	119	24	1	7
TX,E .....	495	210	251	6	28	222	47	43	102	30	-	51
TX,S .....	709	300	358	15	36	956	255	55	604	40	2	16
TX,W .....	581	95	429	33	24	402	114	42	192	54	-	9
6TH ...	10,356	1,742	6,970	699	945	5,818	800	374	2,119	2,375	150	444
KY,E .....	1,468	58	1,344	53	13	334	30	155	46	88	15	60
KY,W .....	622	45	481	18	78	299	107	11	133	48	-	16
MI,E .....	1,250	211	932	47	60	1,932	175	57	640	1,021	39	5
MI,W .....	895	4	819	51	21	435	60	7	220	148	-	-
OH,N .....	2,299	675	1,342	212	70	435	94	16	50	272	3	200
OH,S .....	2,312	562	868	191	691	1,643	210	22	758	573	80	23
TN,E .....	921	128	683	104	6	172	16	3	63	90	-	129
TN,M .....	169	18	150	-	1	129	-	-	2	124	3	-
TN,W .....	420	41	351	23	5	439	108	103	207	11	10	11

TABLE M4-A U.S. DISTRICT COURTS  
PROCEEDINGS AND CASES DISPOSED OF BY U.S. MAGISTRATES  
PURSUANT TO TITLE 28 U.S.C. SECTIONS 636(B) AND (C)  
DURING THE TWELVE MONTH PERIOD ENDED JUNE 30, 1983

CIRCUIT AND DISTRICT	CIVIL PROCEEDINGS					CIVIL CASES						SECTION 636(C)
	TOTAL CIVIL MATTERS	PRETRIAL CONFERENCES	636(B) (1)(A)	636(B) (1)(B)	OTHER	TOTAL CIVIL CASES	PRISONER PETITIONS			SOCIAL SECURITY	SPECIAL MASTER	CONSENT CASES
							STATE	FEDERAL	CIVIL RIGHTS			
7TH ...	10,387	4,107	4,685	576	999	956	158	282	353	152	11	664
IL,N.....	2,949	1,658	934	299	58	107	6	13	9	70	9	24
IL,C.....	1,099	524	533	24	18	30	-	-	3	27	-	16
IL,S.....	544	137	288	15	104	339	38	112	185	4	-	362
IN,N.....	357	185	93	51	28	9	-	3	-	6	-	170
IN,S.....	4,829	1,215	2,691	132	791	429	114	153	130	30	2	41
WI,E.....	134	41	43	50	-	31	-	1	26	4	-	38
WI,W.....	455	347	103	5	-	11	-	-	-	11	-	13
8TH ...	6,875	2,267	3,670	550	388	1,653	275	458	511	361	48	265
AR,E.....	25	5	19	1	-	283	66	1	117	99	-	4
AR,W.....	218	12	178	28	-	77	9	3	35	30	-	4
IA,N.....	701	167	446	29	59	85	19	10	43	13	-	50
IA,S.....	817	509	240	43	25	18	1	-	12	5	-	59
MN.....	2,357	1,041	1,131	116	69	263	28	115	31	88	1	37
MO,E.....	987	138	432	182	235	204	75	17	9	103	-	95
MO,W.....	293	57	161	75	-	469	21	304	97	-	47	12
NE.....	1,477	338	1,063	76	-	248	56	5	167	20	-	4
ND.....	-	-	-	-	-	-	-	-	-	-	-	-
SD.....	-	-	-	-	-	6	-	3	-	3	-	-
9TH ...	13,654	1,442	7,439	906	3,867	2,137	472	248	805	587	25	409
AK.....	301	54	200	39	8	33	8	6	14	5	-	2
AZ.....	115	6	102	4	3	402	112	21	256	13	-	-
CAN.....	4,485	422	634	29	3,400	12	-	-	-	1	11	70
CA,E.....	951	25	773	148	5	167	-	11	14	142	-	-
CAC.....	1,155	130	801	198	26	685	212	139	128	206	-	17
CAS.....	584	361	207	12	4	5	-	-	1	-	4	76
HI.....	1,158	121	941	40	56	-	-	-	-	-	-	-
ID.....	2	2	-	-	-	129	6	6	88	29	-	-
MT.....	-	-	-	-	-	-	-	-	-	-	-	-
NV.....	1,234	25	1,159	34	16	41	21	2	1	17	-	-
OR.....	3,111	260	2,460	322	69	257	39	25	64	127	2	163
WA,E.....	262	5	49	11	217	103	14	14	74	1	-	56
WAW.....	276	31	113	69	63	303	60	24	165	46	8	25

TABLE M4-A U.S. DISTRICT COURTS  
PROCEEDINGS AND CASES DISPOSED OF BY U.S. MAGISTRATES  
PURSUANT TO TITLE 28 U.S.C. SECTIONS 636(B) AND (C)  
DURING THE TWELVE MONTH PERIOD ENDED JUNE 30, 1983

CIRCUIT AND DISTRICT	CIVIL PROCEEDINGS					CIVIL CASES						SECTION 636 (C)
	TOTAL CIVIL MATTERS	PRETRIAL CONFERENCES	636 (B) (1) (A)	636 (B) (1) (B)	OTHER	TOTAL CIVIL CASES	PRISONER PETITIONS			SOCIAL SECURITY	SPECIAL MASTER	CONSENT CASES
							STATE	FEDERAL	CIVIL RIGHTS			
10TH ..	8,931	4,846	3,299	159	627	1,138	307	110	585	136	-	29
CO .....	2,716	2,256	430	6	24	202	40	22	140	-	-	-
KS .....	3,268	1,436	1,787	39	6	211	43	-	164	4	-	5
NM .....	1,159	289	788	26	56	200	69	25	79	27	-	-
OK,N .....	479	52	36	53	338	33	17	2	1	13	-	-
OK,E .....	1	-	1	-	-	60	34	7	-	19	-	-
OK,W .....	196	125	48	13	10	269	70	49	110	40	-	9
UT .....	779	543	101	21	114	136	27	4	72	33	-	-
WY .....	333	145	108	1	79	27	7	1	19	-	-	15
11TH ..	6,928	422	5,861	468	177	3,510	1,179	227	1,523	562	19	87
AL,N .....	297	54	198	39	6	440	156	56	202	12	14	-
AL,M .....	48	-	48	-	-	266	68	13	160	25	-	15
AL,S .....	1,476	43	1,210	223	-	385	110	2	220	50	3	17
FL,N .....	16	11	-	-	5	410	108	66	190	46	-	28
FL,M .....	2,535	197	2,248	24	66	737	238	13	344	141	1	13
FL,S .....	1,155	11	1,084	13	47	520	240	46	166	68	-	3
GA,N .....	1,355	92	1,065	146	52	625	240	31	180	173	1	6
GA,M .....	-	-	-	-	-	18	18	-	-	-	-	-
GA,S .....	46	14	8	23	1	109	1	-	61	47	-	5

466

[illegible]

TABLE M-5 U.S. DISTRICT COURTS  
EVIDENTIARY PROCEEDINGS CONDUCTED BY U.S. MAGISTRATES  
PURSUANT TO TITLE 28 U.S.C. SECTIONS 636(B) AND (C)  
DURING THE TWELVE MONTH PERIOD ENDED JUNE 30, 1983

CIRCUIT AND DISTRICT	HEARINGS (SECTION 636(B)(1)(B))						SPECIAL MASTER (SECTION 636(B)(2))			CONSENSUAL CIVIL CASES TERMINATED (SECTION 636(C))			
	TOTAL	CRIMINAL	CIVIL	PRISONER PETITIONS			TOTAL	WITH HEARING	WITHOUT HEARING	TOTAL	WITHOUT TRIAL	AFTER TRIAL	
				STATE HABEAS	FEDERAL HABEAS	CIVIL RIGHTS						JURY	NON- JURY
4TH . . . .	316	50	105	22	7	132	80	36	44	419	296	19	104
MD . . . . .	52	-	14	4	2	32	2	1	1	94	67	5	22
NC,E . . . . .	58	21	13	8	4	12	1	1	-	65	40	10	15
NC,M . . . . .	12	2	7	1	-	2	-	-	-	8	7	-	1
NC,W . . . . .	13	8	3	1	1	-	-	-	-	-	-	-	-
SC . . . . .	41	15	19	2	-	5	63	30	33	1	-	-	1
VA,E . . . . .	55	1	12	4	-	38	10	-	10	157	108	4	45
VA,W . . . . .	58	-	18	1	-	39	1	1	-	75	56	-	19
WV,N . . . . .	24	3	19	-	-	2	-	-	-	18	17	-	1
WV,S . . . . .	3	-	-	1	-	2	3	3	-	1	1	-	-
5TH . . . . .	354	36	92	72	12	142	133	45	88	330	206	39	85
LA,E . . . . .	53	-	12	11	-	30	122	37	85	14	10	3	1
LA,M . . . . .	35	17	5	9	-	4	-	-	-	64	26	-	38
LA,W . . . . .	25	6	7	11	-	1	4	4	-	2	1	-	1
MS,N . . . . .	29	-	10	3	-	16	-	-	-	4	3	-	1
MS,S . . . . .	11	1	4	5	-	1	4	2	2	163	130	16	17
TX,N . . . . .	6	-	1	4	-	1	1	1	-	7	-	-	7
TX,E . . . . .	38	2	2	6	11	17	-	-	-	51	24	15	12
TX,S . . . . .	107	3	25	11	-	68	2	1	1	16	8	4	4
TX,W . . . . .	50	7	26	12	1	4	-	-	-	9	4	1	4
CZ . . . . .	-	-	-	-	-	-	-	-	-	-	-	-	-
6TH . . . . .	152	16	80	25	18	13	150	36	114	444	317	57	70
KY,E . . . . .	27	7	4	1	14	1	15	9	6	60	42	4	14
KY,W . . . . .	13	1	6	5	-	1	-	-	-	16	6	10	-
MI,E . . . . .	22	-	5	6	2	9	39	12	27	5	2	3	-
MI,W . . . . .	13	1	12	-	-	-	-	-	-	-	-	-	-
OH,N . . . . .	55	7	37	11	-	-	3	-	3	200	172	10	18
OH,S . . . . .	7	-	5	2	-	-	80	8	72	23	18	1	4
TN,E . . . . .	2	-	2	-	-	-	-	-	-	129	73	28	28
TN,M . . . . .	2	-	1	-	-	1	3	2	1	-	-	-	-
TN,W . . . . .	11	-	8	-	2	1	10	5	5	11	4	1	6

TABLE M-5 U. S. DISTRICT COURTS  
EVIDENTIARY PROCEEDINGS CONDUCTED BY U. S. MAGISTRATES  
PURSUANT TO TITLE 28 U. S. C. SECTIONS 636(B) AND (C)  
DURING THE TWELVE MONTH PERIOD ENDED JUNE 30, 1983

CIRCUIT AND DISTRICT	HEARINGS (SECTION 636(B)(1)(B))						SPECIAL MASTER (SECTION 636(B)(2))			CONSENSUAL CIVIL CASES TERMINATED (SECTION 636(C))			
	TOTAL	CRIMINAL	CIVIL	PRISONER PETITIONS			TOTAL	WITH HEARING	WITHOUT HEARING	TOTAL	WITHOUT TRIAL	AFTER TRIAL	
				STATE HABEAS	FEDERAL HABEAS	CIVIL RIGHTS						JURY	NON- JURY
7TH . . . .	161	91	35	3	20	12	11	6	5	664	487	32	145
IL,N . . . .	35	10	16	-	5	4	9	6	3	24	13	1	10
IL,C . . . .	2	-	-	-	-	2	-	-	-	16	14	1	1
IL,S . . . .	23	-	1	2	14	6	-	-	-	362	240	6	116
INN . . . .	8	1	6	-	1	-	-	-	-	170	149	12	9
INS . . . .	12	3	8	1	-	-	2	-	2	41	30	5	6
WI,E . . . .	10	9	1	-	-	-	-	-	-	38	32	5	1
WI,W . . . .	71	68	3	-	-	-	-	-	-	13	9	2	2
8TH . . . .	626	347	153	27	39	60	48	18	30	265	162	52	51
AR,E . . . .	46	-	-	12	1	33	-	-	-	4	-	1	3
AR,W . . . .	15	-	8	-	-	7	-	-	-	4	3	1	-
IA,N . . . .	6	1	4	-	1	-	-	-	-	50	39	3	8
IA,S . . . .	20	-	8	1	-	11	-	-	-	59	42	8	9
MN . . . .	156	113	43	-	-	-	1	1	-	37	24	5	8
MO,E . . . .	250	174	58	9	6	3	-	-	-	95	46	33	16
MO,W . . . .	95	39	17	5	30	4	47	17	30	12	6	1	5
NE . . . .	37	20	15	-	-	2	-	-	-	4	2	-	2
ND . . . .	-	-	-	-	-	-	-	-	-	-	-	-	-
SD . . . .	1	-	-	-	1	-	-	-	-	-	-	-	-
9TH . . . .	266	107	112	12	15	20	25	10	15	409	318	46	45
AK . . . .	30	12	17	-	1	-	-	-	-	2	2	-	-
AZ . . . .	11	-	-	2	-	9	-	-	-	-	-	-	-
CA,N . . . .	16	12	4	-	-	-	11	3	8	70	51	5	14
CA,E . . . .	-	-	-	-	-	-	-	-	-	-	-	-	-
CA,C . . . .	30	3	5	5	13	4	-	-	-	17	10	3	4
CA,S . . . .	21	1	20	-	-	-	4	3	1	76	69	1	6
HI . . . .	67	27	40	-	-	-	-	-	-	-	-	-	-
ID . . . .	10	1	-	2	-	7	-	-	-	-	-	-	-
MT . . . .	-	-	-	-	-	-	-	-	-	-	-	-	-
NV . . . .	55	43	9	2	1	-	-	-	-	-	-	-	-
OR . . . .	12	7	5	-	-	-	2	1	1	163	114	33	16
WA,E . . . .	-	-	-	-	-	-	-	-	-	56	50	4	2
WA,W . . . .	14	1	12	1	-	-	8	3	5	25	22	-	3
GUAM . . . .	-	-	-	-	-	-	-	-	-	-	-	-	-
NMI . . . .	-	-	-	-	-	-	-	-	-	-	-	-	-

TABLE M-5 U.S. DISTRICT COURTS  
EVIDENTIARY PROCEEDINGS CONDUCTED BY U.S. MAGISTRATES  
PURSUANT TO TITLE 28 U.S.C. SECTIONS 636(B) AND (C)  
DURING THE TWELVE MONTH PERIOD ENDED JUNE 30, 1983

CIRCUIT AND DISTRICT	HEARINGS (SECTION 636(B)(1)(B))						SPECIAL MASTER (SECTION 636(B)(2))			CONSensual CIVIL CASES TERMINATED (SECTION 636(C))			
	TOTAL	CRIMINAL	CIVIL	PRISONER PETITIONS			TOTAL	WITH HEARING	WITHOUT HEARING	TOTAL	WITHOUT TRIAL	AFTER TRIAL	
				STATE HABEAS	FEDERAL HABEAS	CIVIL RIGHTS						JURY	NON- JURY
10TH ...	204	9	69	42	9	75	-	-	-	29	24	1	4
CO .....	86	-	1	7	8	70	-	-	-	-	-	-	-
KS .....	2	1	1	-	-	-	-	-	-	5	2	1	2
NM .....	22	7	1	14	-	-	-	-	-	-	-	-	-
OK,N .....	16	-	7	9	-	-	-	-	-	-	-	-	-
OK,E .....	11	-	-	11	-	-	-	-	-	-	-	-	-
OK,W .....	57	-	54	-	1	2	-	-	-	9	7	-	2
UT .....	6	1	5	-	-	-	-	-	-	-	-	-	-
WY .....	4	-	-	1	-	3	-	-	-	15	15	-	-
11TH ...	400	148	48	79	9	116	19	10	9	87	70	7	10
AL,N .....	15	5	5	2	1	2	14	5	9	-	-	-	-
AL,M .....	31	-	-	15	-	16	-	-	-	15	14	-	1
AL,S .....	72	-	3	7	-	62	3	3	-	17	10	6	1
FL,N .....	2	-	1	-	1	-	-	-	-	28	28	-	-
FL,M .....	121	61	19	38	1	2	1	1	-	13	9	1	3
FL,S .....	40	30	4	2	3	1	-	-	-	3	-	-	3
GA,N .....	78	45	16	14	3	-	1	1	-	6	4	-	2
GA,M .....	1	-	-	1	-	-	-	-	-	-	-	-	-
GA,S .....	40	7	-	-	-	33	-	-	-	5	5	-	-



Table P-1  
U.S. District Courts  
Passport Applications, Petitions for Naturalization and Aliens Naturalized  
During the Twelve Month Period Ended June 30, 1983

Circuit and District	Passport Applications Processed	Petitions for Naturalization	Aliens Naturalized	Circuit and District	Passport Applications Processed	Petitions for Naturalization	Aliens Naturalized
<b>Total .....</b>	<b>11,800</b>	<b>172,877</b>	<b>166,121</b>	<b>7th Cir. ....</b>	<b>-</b>	<b>14,621</b>	<b>18,000</b>
<b>DC .....</b>	<b>-</b>	<b>641</b>	<b>598</b>	IL, N .....	-	12,174	14,905
<b>1st Cir. ....</b>	<b>19</b>	<b>6,378</b>	<b>7,004</b>	IL, C .....	-	429	607
ME .....	-	224	229	IL, S .....	-	204	153
MA .....	-	4,230	4,814	IN, N .....	-	740	850
NH .....	-	68	74	IN, S .....	-	487	591
RI .....	19	1,123	887	WI, E .....	-	523	830
PR .....	-	733	1,000	WI, W .....	-	64	64
<b>2nd Cir. ....</b>	<b>9</b>	<b>33,878</b>	<b>32,810</b>	<b>8th Cir. ....</b>	<b>17</b>	<b>4,975</b>	<b>5,029</b>
CT .....	9	2,405	2,789	AR, E .....	-	146	181
NY, N .....	-	-	-	AR, W .....	-	61	45
NY, E .....	-	19,994	19,955	IA, N .....	-	216	207
NY, S .....	-	10,711	9,325	IA, S .....	-	365	477
NY, W .....	-	621	625	MN .....	-	1,758	1,862
VT .....	-	147	116	MO, E .....	-	1,072	928
<b>3rd Cir. ....</b>	<b>3,069</b>	<b>9,055</b>	<b>7,835</b>	MO, W .....	17	605	572
DE .....	-	315	308	NE .....	-	425	443
NJ .....	-	4,694	3,236	ND .....	-	235	234
PA, E .....	-	2,222	2,347	SD .....	-	92	88
PA, M .....	-	291	411	<b>9th Cir. ....</b>	<b>-</b>	<b>46,963</b>	<b>44,754</b>
PA, W .....	-	802	757	AK .....	-	440	470
VI .....	3,069	730	776	AZ .....	-	2,086	1,997
<b>4th Cir. ....</b>	<b>830</b>	<b>8,502</b>	<b>8,194</b>	CA, N .....	-	12,440	13,089
MD .....	-	3,525	3,074	CA, E .....	-	1,511	1,562
NC, E .....	-	810	780	CA, C .....	-	11,786	12,144
NC, M .....	-	249	222	CA, S .....	-	5,001	5,673
NC, W .....	-	338	338	HI .....	-	6,588	3,355
SC .....	-	301	226	ID .....	-	230	291
VA, E .....	35	2,847	2,895	MT .....	-	144	112
VA, W .....	93	205	371	NV .....	-	940	642
WV, N .....	121	74	123	OR .....	-	1,372	1,390
WV, S .....	581	153	165	WA, E .....	-	512	487
<b>5th Cir. ....</b>	<b>2,792</b>	<b>18,562</b>	<b>13,913</b>	WA, W .....	-	2,443	2,227
LA, E .....	-	518	457	GU .....	-	1,470	1,315
LA, M .....	-	53	68	NMI .....	-	-	-
LA, W .....	1,521	200	249	<b>10th Cir. ....</b>	<b>1,751</b>	<b>5,108</b>	<b>5,336</b>
MS, N .....	-	71	73	CO .....	-	1,522	1,816
MS, S .....	-	100	46	KS .....	-	1,044	1,116
TX, N .....	1,271	2,818	2,676	NM .....	-	633	496
TX, E .....	-	565	538	OK, N .....	-	510	501
TX, S .....	-	6,044	5,027	OK, E .....	-	78	100
TX, W .....	-	8,193	4,779	OK, W .....	1,751	585	638
<b>6th Cir. ....</b>	<b>3,306</b>	<b>7,341</b>	<b>7,574</b>	UT .....	-	694	627
KY, E .....	671	205	189	WY .....	-	42	42
KY, W .....	-	342	333	<b>11th Cir. ....</b>	<b>7</b>	<b>16,853</b>	<b>15,074</b>
MI, E .....	-	2,346	2,500	AL, N .....	-	239	252
MI, W .....	1,595	730	677	AL, M .....	-	115	90
OH, N .....	1,040	1,738	1,977	AL, S .....	-	126	99
OH, S .....	-	1,228	1,222	FL, N .....	5	563	534
TN, E .....	-	140	161	FL, M .....	2	2,708	2,352
TN, M .....	-	239	241	FL, S .....	-	11,154	10,146
TN, W .....	-	373	274	GA, N .....	-	1,255	925
				GA, M .....	-	246	250
				GA, S .....	-	447	426

Table V-1  
U.S. District Courts  
Service of Visiting Judges  
During the Twelve Month Period Ended June 30, 1983

Circuit and District	Service Given to Other District Courts							Service Received From Other District Courts						
	Judges Undertaking Assignments		District to Which Assigned	Number of Assignments <sup>1</sup>	Days Spent on Assignment From Arrival to Departure			Names of Visiting Judges	District From Which Assigned	Number of Assignments <sup>1</sup>	Days Spent on Assignment From Arrival to Departure			
					Total Days	To Districts Within Circuit	To Districts Out of Circuit				Total Days	From Within Circuit	From Out of Circuit	
	Number	Names												Total Days
Total	213			480	4,305	2,428	1,877			480	4,305	2,428	1,877	
Total DC	2			4	128	128	-			6	130	128	2	
DC	-	-	-	-	-	-	-	Robinson Bork Weiner	DC Ct of App DC Ct of App PA, E	1 3 2	122 6 2	122 6 -	- - 2	
Ct of Appeals	2	Robinson Bork	DC DC	1 3	122 6	122 6	- -							
1st Circuit	10			27	154	94	60			34	434	94	340	
ME	1	Gignoux <sup>2</sup>	FL, S	4	28	-	28	Porter <sup>2</sup> Mazzone <sup>2</sup> Timbers <sup>2</sup> Bonsal <sup>2</sup> Coffin <sup>2</sup>	OH, S MA 2nd Cir Ct of App NY, S 1st Cir Ct of App	2 8 2 1 1	44 24 11 9 1	- 24 - - 1	44 - 11 9 -	
MA	5	Wyzanski <sup>2</sup> Mazzone Caffrey Zobel Nelson	CA, N SC ME NH RI RI FL, S	3 1 8 1 1 2 1	29 1 24 6 1 5 2	- - 24 6 1 5 -	29 1 - - - - 2	Aldrich <sup>2</sup> Watson Bownes Tjoflat	1st Cir Ct of App Ct of Intl Trade 1st Cir Ct of App 11th Cir Ct of App	1 3 1 1	45 16 4 1	45 - 4 -	- 16 - 1	
NH	-	-	-	-	-	-	-	Northrop <sup>2</sup> Gray <sup>2</sup> Boyle Caffrey	MD CA, C RI MA	1 1 2 1	62 32 7 6	- - 7 6	62 32 - -	

Table V-1  
U.S. District Courts  
Service of Visiting Judges  
During the Twelve Month Period Ended June 30, 1983  
(continued)

Circuit and District	Service Given to Other District Courts							Service Received From Other District Courts						
	Judges Undertaking Assignments		Dis- trict to Which As- signed	Num- ber of As- sign- ments <sup>1</sup>	Days Spent on Assignment From Arrival to Departure			Names of Visiting Judges	District From Which Assigned	Num- ber of As- sign- ments <sup>1</sup>	Days Spent on Assignment From Arrival to Departure			
					Total Days	To Dis- tricts Within Circuit	To Dis- tricts Out of Circuit				Total Days	From With- in Circuit	From Out of Circuit	
	Num- ber	Names												
RI	1	Boyle	NH	2	7	7	-	Watson Zobel Caffrey Bownes Maletz <sup>2</sup>	Ct of Intl Trade MA MA 1st Cir Ct of App Ct of Intl Trade	1 2 1 1 1	37 5 1 1 1	- 5 1 1 -	37 - - - 1	
PR	-	-	-	-	-	-	-	Grant <sup>2</sup> Watson Merhige	IN, N Ct of Intl Trade VA, E	1 1 1	57 36 34	- - -	57 36 34	
Ct of Appeals	3	Aldrich <sup>2</sup> Bownes Coffin <sup>2</sup>	MA MA RI ME	1 1 1 1	45 4 1 1	45 4 1 1	- - - -							
2nd Circuit	14			43	398	303	95			32	303	303	-	
CT	-	-	-	-	-	-	-	Murphy <sup>2</sup> Winter Mansfield <sup>2</sup> Gagliardi	NY, S 2nd Cir Ct of App 2nd Cir Ct of App NY, S	3 2 1 1	44 23 17 1	44 23 17 1	- - - -	
NY, N	-	-	-	-	-	-	-	MacMahon <sup>2</sup>	NY, S	5	51	51	-	
NY, E	2	Constantino Platt	NY, W FL, S NY, W	2 2 1	26 11 12	26 - 12	- 11 -	Pratt	2nd Cir Ct of App	11	80	80	-	

Table V-1  
U.S. District Courts  
Service of Visiting Judges  
During the Twelve Month Period Ended June 30, 1983  
(continued)

Circuit and District	Service Given to Other District Courts							Service Received From Other District Courts					
	Judges Undertaking Assignments		District to Which Assigned	Number of Assignments <sup>1</sup>	Days Spent on Assignment From Arrival to Departure			Names of Visiting Judges	District From Which Assigned	Number of Assignments <sup>1</sup>	Days Spent on Assignment From Arrival to Departure		
					Total Days	To Districts Within Circuit	To Districts Out of Circuit				Total Days	From Within Circuit	From Out of Circuit
	Number	Names											
NY, S	5	MacMahon <sup>2</sup>	NY, N	5	51	51	-	Lumbard <sup>2</sup>	2nd Cir Ct of App	2	18	18	-
			SC	3	28	-	28	Pierce	2nd Cir Ct of App	1	12	12	-
		Brieant	CA, N	1	4	-	4						
			FL, S	2	32	-	32						
		Murphy <sup>2</sup>	NY, W	2	18	18	-						
		Bonsal <sup>2</sup>	CT	3	44	44	-						
		Gagliardi	ME	1	9	-	9						
			CT	1	1	1	-						
NY, W	-	-	-	-	-	-	-	Constantino	NY, E	2	26	26	-
								Brieant	NY, S	2	18	18	-
								Platt	NY, E	1	12	12	-
VT	-	-	-	-	-	-	-	Oakes	2nd Cir Ct of App	1	1	1	-
Ct of Appeals	7	Pratt	NY, E	11	80	80	-						
		Winter	CT	2	23	23	-						
		Lumbard <sup>2</sup>	NY, S	2	18	18	-						
		Mansfield <sup>2</sup>	CT	1	17	17	-						
		Pierce	NY, S	1	12	12	-						
		Timbers <sup>2</sup>	ME	2	11	-	11						
		Oakes	VT	1	1	1	-						
3rd Circuit	12			22	135	13	122			9	13	13	-
DE	1	Latchum	PA, M	2	4	4	-	Newcomer	PA, E	1	1	1	-
NJ	2	Gerry	FL, S	1	25	-	25	-	-	-	-	-	-
		Fisher	PA, E	1	1	1	-						

Table V-1  
U.S. District Courts  
Service of Visiting Judges  
During the Twelve Month Period Ended June 30, 1983  
(continued)

Circuit and District	Service Given to Other District Courts							Service Received From Other District Courts						
	Judges Undertaking Assignments		Dis- trict to Which As- signed	Num- ber of As- sign- ments <sup>1</sup>	Days Spent on Assignment From Arrival to Departure			Names of Visiting Judges	District From Which Assigned	Num- ber of As- sign- ments <sup>1</sup>	Days Spent on Assignment From Arrival to Departure			
					Total Days	To Dis- tricts Within Circuit	To Dis- tricts Out of Circuit				Total Days	From With- in Circuit	From Out of Circuit	
	Num- ber	Names												
PA, E	5	Bechtle Hannum Kraft <sup>2</sup> Weiner Newcomer	CA, C NV FL, S FL, S DC MN DE	1 5 1 1 2 1 1	25 15 25 4 2 1 1	- - - - - - 1	25 15 25 4 2 1 -	Becker Garth Fisher	3rd Cir Ct of App 3rd Cir Ct of App NJ	3 1 1	3 2 1	3 2 1	- - -	
PA, M	-	-	-	-	-	-	-	Latchum Weis	DE 3rd Cir Ct of App	2 1	4 2	4 2	- -	
PA, W	1	Ziegler	FL, S	1	25	-	25	-	-	-	-	-	-	-
VI	-	-	-	-	-	-	-	-	-	-	-	-	-	-
Ct of Appeals	3	Becker Garth Weis	PA, E PA, E PA, M	3 1 1	3 2 2	3 2 2	- - -	-	-	-	-	-	-	-
4th Circuit	19			39	396	56	340			28	109	56	53	
MD	2	Northrop <sup>2</sup> Ramsey	NH OR WV, S	1 2 1	62 32 6	- - 6	62 32 -	-	-	-	-	-	-	-
NC, E	-	-	-	-	-	-	-	Cacheris Maxwell Williams, R.L. Hemphill <sup>2</sup>	VA, E WV, N VA, E SC	3 1 1 1	15 7 4 4	15 7 4 4	- - - -	
NC, M	1	Ward	SC	2	4	4	-	-	-	-	-	-	-	-

Table V-1  
U.S. District Courts  
Service of Visiting Judges  
During the Twelve Month Period Ended June 30, 1983  
(continued)

Circuit and District	Service Given to Other District Courts							Service Received From Other District Courts					
	Judges Undertaking Assignments		Dis- trict to Which As- signed	Num- ber of As- sign- ments <sup>1</sup>	Days Spent on Assignment From Arrival to Departure			Names of Visiting Judges	District From Which Assigned	Num- ber of As- sign- ments <sup>1</sup>	Days Spent on Assignment From Arrival to Departure		
					Total Days	To Dis- tricts Within Cir- cuit	To Dis- tricts Out of Cir- cuit				Total Days	From With- in Cir- cuit	From Out of Cir- cuit
	Num- ber	Names											
NC, W	-	-	-	-	-	-	-	-	-	-	-	-	-
SC	1	Hemphill <sup>2</sup>	TX, W	3	26	-	26	MacMahon <sup>2</sup>	NY, S	3	28	-	28
			TN, E	2	14	-	14	Spears <sup>2</sup>	TX, W	1	12	-	12
			NC, E	1	4	4	-	Devitt <sup>2</sup>	MN	1	12	-	12
								Chapman	4th Cir Ct of App	5	5	5	-
								Ward	NC, M	2	4	4	-
VA, E	7	Hoffman <sup>2</sup> Merhige Kellam <sup>2</sup> Cacheris Doumar Williams, R.L. Clarke	FL, M	2	80	-	80	-	-	-	-	-	-
			OR	2	6	-	6			-	-	-	-
			PR	1	34	-	34			-	-	-	-
			VA, W	1	1	1	-			-	-	-	-
			FL, M	1	32	-	32			-	-	-	-
			NC, E	3	15	15	-			-	-	-	-
			FL, S	1	12	-	12			-	-	-	-
			NC, E	1	4	4	-			-	-	-	-
			VA, W	1	2	2	-			-	-	-	-
										-	-	-	-
VA, W	1	Williams, G.M.	FL, S	1	16	-	16	Clarke Merhige	VA, E VA, E	1 1	2 1	2 1	- -
WV, N	1	Maxwell	NC, E	1	7	7	-	Knapp <sup>2</sup> Haden Kidd	WV, S WV, S WV, S	1 1 1	3 1 1	3 1 1	- - -
WV, S	3	Haden Knapp <sup>2</sup> Kidd	FL, S	1	26	-	26	Ramsey	MD	1	6	6	-
			WV, N	1	1	1	-			-	-	-	-
			WV, N	1	3	3	-			-	-	-	-
			WV, N	1	1	1	-			-	-	-	-

Table V-1  
U.S. District Courts  
Service of Visiting Judges  
During the Twelve Month Period Ended June 30, 1983  
(continued)

Circuit and District	Service Given to Other District Courts							Service Received From Other District Courts					
	Judges Undertaking Assignments		District to Which Assigned	Number of Assignments <sup>1</sup>	Days Spent on Assignment From Arrival to Departure			Names of Visiting Judges	District From Which Assigned	Number of Assignments <sup>1</sup>	Days Spent on Assignment From Arrival to Departure		
					Total Days	To Districts Within Circuit	To Districts Out of Circuit				Total Days	From Within Circuit	From Out of Circuit
	Number	Names											
Ct of Appeals	3	Chapman Russell Haynsworth <sup>2</sup>	SC SC SC	5 2 1	5 2 1	5 2 1	- - -						
5th Circuit	20			34	217	84	133			34	134	84	50
LA, E	3	Beer Duplantier Sear	FL, S MS, S MS, S	2 1 1	31 1 1	- 1 1	31 - -	Polozola Pointer Hunter <sup>2</sup>	LA, M AL, N LA, W	1 1 1	8 2 1	8 - 1	- 2 -
LA, M	2	Polozola West <sup>2</sup>	LA, E LA, W TN, E	1 1 1	8 8 13	8 8 -	- - 13			- -	- -	- -	- -
LA, W	2	Veron Hunter <sup>2</sup>	FL, S LA, E TX, S	1 1 1	29 1 1	- 1 1	29 - -	Sessions Poltz Polozola	TX, W 5th Cir Ct of App LA, M	1 7 1	16 15 8	16 15 8	- - -
MS, N	-	-	-	-	-	-	-	Clark	5th Cir Ct of App	1	1	1	-
MS, S	-	-	-	-	-	-	-	Jolly Thomas <sup>2</sup> Duplantier Sear	5th Cir Ct of App AL, S LA, E LA, E	2 1 1 1	3 2 1 1	3 - 1 1	- 2 - -
TX, N	2	Belew Hill	FL, S TX, E	1 1	13 1	- 1	13 -	Bunton Skelton <sup>2</sup> Higginbotham	TX, W Federal Circuit 5th Cir Ct of App	2 1 1	5 4 1	5 - 1	- 4 -
TX, E	1	Justice	TX, S	1	1	1	-	Reavley DeAnda Hill	5th Cir Ct of App TX, S TX, N	3 1 1	16 4 1	16 4 1	- - -

Table V-1  
U.S. District Courts  
Service of Visiting Judges  
During the Twelve Month Period Ended June 30, 1983  
(continued)

Circuit and District	Service Given to Other District Courts							Service Received From Other District Courts					
	Judges Undertaking Assignments		Dis- trict to Which As- signed	Num- ber of As- sign- ments <sup>1</sup>	Days Spent on Assignment From Arrival to Departure			Names of Visiting Judges	District From Which Assigned	Num- ber of As- sign- ments <sup>1</sup>	Days Spent on Assignment From Arrival to Departure		
						To Dis- tricts Within Cir- cuit	To Dis- tricts Out of Cir- cuit					From With- in Cir- cuit	From Out of Cir- cuit
	Num- ber	Names											
TX, S	1	DeAnda	TX, E	1	4	4	-	Rubin Justice <sub>2</sub> Hunter <sub>2</sub> Garza <sub>2</sub>	OH, S TX, E LA, W 5th Cir Ct of App	1 1 1 1	16 1 1 1	- 1 1 1	16 - - -
TX, W	3	Sessions Spears <sub>2</sub> Bunton	FL, M LA, W SC TX, N	1 1 1 2	35 16 12 5	- 16 - 5	35 - 12 -	Hemphill <sup>2</sup>	SC	3	26	-	26
Ct of Appeals	6	Reavley Politz Jolly Clark Higginbotham Garza <sub>2</sub>	TX, E LA, W MS, S MS, N TX, N TX, S	3 7 2 1 1 1	16 15 3 1 1 1	16 15 3 1 1 1	- - - - - -						
6th Circuit	19			63	827	639	188			80	849	639	210
KY, E	2	Wilhoit Bertelsman	TN, E TN, E	3 1	17 7	17 7	- -	-	-	-	-	-	-
KY, W	2	Allen Johnstone	TN, E TN, E	1 1	6 6	6 6	- -	-	-	-	-	-	-
MI, E	3	Cook Churchill Guy	FL, S TN, E TN, E	1 1 1	28 12 6	- 12 6	28 - -	Kennedy	6th Cir Ct of App	1	1	1	-
MI, W	1	Gibson	FL, S	1	29	-	29	Lambros	OH, N	1	1	1	-



Table V-1  
U.S. District Courts  
Service of Visiting Judges  
During the Twelve Month Period Ended June 30, 1983  
(continued)

Circuit and District	Service Given to Other District Courts							Service Received From Other District Courts							
	Judges Undertaking Assignments		District to Which As-signed	Num-ber of As-sign-ments <sup>1</sup>	Days Spent on Assignment From Arrival to Departure			Names of Visiting Judges	District From Which Assigned	Num-ber of As-sign-ments <sup>1</sup>	Days Spent on Assignment From Arrival to Departure				
					Total Days	To Dis-tricts Within Cir-cuit	To Dis-tricts Out of Cir-cuit				Total Days	From With-in Cir-cuit	From Out of Cir-cuit		
	Num-ber	Names													
OH, N	1	Lambros	MI, W	1	1	1	-	Krupansky Contie	6th Cir Ct of App 6th Cir Ct of App	1 16	159 64	159 64	- -		
OH, S	2	Porter <sup>2</sup>  Rubin	ME	2	44	-	44	Fairechild <sup>2</sup>	7th Cir Ct of App	1	4	-	4		
			FL, S	2	42	-	42	Brown <sup>2</sup>	KS	1	1	-	1		
			TN, E	2	14	14	-								
			TX, S	1	16	-	16								
TN, E	1	Neese <sup>2</sup>	TN, M	1	259	259	-	Vining	GA, N	9	61	-	61		
								Wiseman	TN, M	3	38	38	-		
								Craig <sup>2</sup>	AZ	2	34	-	34		
								Gray <sup>2</sup>	CA, C	3	28	-	28		
								Winner <sup>2</sup>	CO	3	25	-	25		
								Wilhoit	KY, E	3	17	17	-		
								Hemphill <sup>2</sup>	SC	2	14	-	14		
								Porter <sup>2</sup>	OH, S	2	14	14	-		
								Parsons <sup>2</sup>	IL, N	1	14	-	14		
								Pittman <sup>2</sup>	AL, S	1	14	-	14		
								West <sup>2</sup>	LA, M	1	13	-	13		
								Churchill	MI, E	1	12	12	-		
								Bertelsman	KY, E	1	7	7	-		
								Guy	MI, E	1	6	6	-		
								Allen	KY, W	1	6	6	-		
								Johnstone	KY, W	1	6	6	-		
								Morton	TN, M	1	2	2	-		
								Tidwell	GA, N	1	2	-	2		
			TN, M	2	Wiseman Morton	TN, E	3	38	38	-	Neese <sup>2</sup>	TN, E	1	259	259
FL, S	1	29				-	29								
TN, E	1	2				2	-								
TN, W	-	-	-	-	-	-	Wellford Brown <sup>2</sup>	6th Cir Ct of App 6th Cir Ct of App	20 1	38 9	38 9	- -			

Table V-1  
U.S. District Courts  
Service of Visiting Judges  
During the Twelve Month Period Ended June 30, 1983  
(continued)

Circuit and District	Service Given to Other District Courts							Service Received From Other District Courts						
	Judges Undertaking Assignments		District to Which As-signed	Num-ber of As-sign-ments <sup>1</sup>	Days Spent on Assignment From Arrival to Departure			Names of Visiting Judges	District From Which Assigned	Num-ber of As-sign-ments <sup>1</sup>	Days Spent on Assignment From Arrival to Departure			
					Total Days	To Dis-tricts Within Cir-cuit	To Dis-tricts Out of Cir-cuit				Total Days	From With-in Cir-cuit	From Out of Cir-cuit	
	Num-ber	Names												
Ct of Appeals	5	Krupansky Contie Wellford Brown <sup>2</sup> Kennedy	OH, N OH, N TN, W TN, W MI, E	1 16 20 1 1	159 64 38 9 1	159 64 38 9 1	- - - - -							
7th Circuit	15			25	231	93	138			19	95	93	2	
IL, N	3	Leighton Parsons <sup>2</sup>  Will <sup>2</sup>	FL, S TN, E IL, C IN, N WI, W	1 1 2 2 3	26 14 4 2 3	- - 4 2 3	26 14 - - -	Swygert <sup>2</sup> Lee	7th Cir Ct of App IN, N	1 1	4 2	4 2	- -	
IL, C	1	Morgan <sup>2</sup>	FL, M	2	19	-	19	Juergens <sup>2</sup> Doyle <sup>2</sup> Parsons <sup>2</sup>	IL, S WI, W IL, N	3 2 2	9 9 4	9 9 4	- - -	
IL, S	2	Beatty Juergens <sup>2</sup>	FL, S IL, C	1 3	18 9	- 9	18 -	-	-	-	-	-	-	
IN, N	2	Grant <sup>2</sup> Lee	PR IL, N	1 1	57 2	- 2	57 -	Posner Parsons <sup>2</sup> Eschbach	7th Cir Ct of App IL, N 7th Cir Ct of App	1 2 1	52 2 1	52 2 1	- - -	
IN, S	-	-	-	-	-	-	-	Pell	7th Cir Ct of App	1	1	1	-	
WI, E	-	-	-	-	-	-	-	Wood	7th Cir Ct of App	1	6	6	-	
WI, W	1	Doyle <sup>2</sup>	IL, C	2	9	9	-	Will <sup>2</sup> Baldwin	IL, N Federal Circuit	3 1	3 2	3 -	- 2	

Table V-1  
U.S. District Courts  
Service of Visiting Judges  
During the Twelve Month Period Ended June 30, 1983  
(continued)

Circuit and District	Service Given to Other District Courts						Service Received From Other District Courts						
	Judges Undertaking Assignments		District to Which Assigned	Number of As-signments <sup>1</sup>	Days Spent on Assignment From Arrival to Departure			Names of Visiting Judges	District From Which Assigned	Number of As-sign-ments <sup>1</sup>	Days Spent on Assignment From Arrival to Departure		
					Total Days	To Dis-tricts Within Cir-cuit	To Dis-tricts Out of Cir-cuit				Total Days	From With-in Cir-cuit	From Out of Cir-cuit
	Num-ber	Names											
Ct of Appeals	6	Posner Wood Swygert <sup>2</sup> Fairchild <sup>2</sup> Eschbach Pell	IN, N WI, E IL, N OH, S IN, N IN, S	1 1 1 1 1 1	52 6 4 4 1 1	52 6 4 - 1 1	- - - 4 - -						
8th Circuit	18			40	368	236	132			31	237	236	1
AR, E	3	Overton Woods Eisele	AR, W AR, W AR, W	6 5 2	26 16 12	26 16 12	- - -	Henley <sup>2</sup> Arnold Urbom	8th Cir Ct of App 8th Cir Ct of App NE	1 1 1	1 1 1	1 1 1	- - -
AR, W	-	-	-	-	-	-	-	Overton Woods Eisele Henley <sup>2</sup>	AR, E AR, E AR, E 8th Cir Ct of App	6 5 2 1	26 16 12 8	26 16 12 8	- - - -
IA, N	2	O'Brien Hanson <sup>2</sup>	MN SD NE	2 2 1	76 19 4	76 19 4	- - -	Bogue	SD	1	5	5	-
IA, S	-	-	-	-	-	-	-	Van Sickle Lay Bogue	ND 8th Cir Ct of App SD	1 1 1	12 10 5	12 10 5	- - -
MN	1	Devitt <sup>2</sup>	SC	1	12	-	12	O'Brien Heaney Weiner	IA, N 8th Cir Ct of App PA, E	2 1 1	76 10 1	76 10 -	- - 1
MO, E	2	Regan <sup>2</sup> Nangle	AZ FL, S	1 2	40 34	- -	40 34	-	-	-	-	-	-

Table V-1  
U.S. District Courts  
Service of Visiting Judges  
During the Twelve Month Period Ended June 30, 1983  
(continued)

Circuit and District	Service Given to Other District Courts							Service Received From Other District Courts						
	Judges Undertaking Assignments		Dis- trict to Which As- signed	Num- ber of As- sign- ments <sup>1</sup>	Days Spent on Assignment From Arrival to Departure			Names of Visiting Judges	District From Which Assigned	Num- ber of As- sign- ments <sup>1</sup>	Days Spent on Assignment From Arrival to Departure			
					Total Days	To Dis- tricts Within Cir- cuit	To Dis- tricts Out of Cir- cuit				Total Days	From With- in Cir- cuit	From Out of Cir- cuit	
	Num- ber	Names												
MO, W	1	Hunter <sup>2</sup>	NV	4	8	-	8	Gibson, J.	8th Cir Ct of App	1	19	19	-	
NE	1	Urbom	AR, E	1	1	1	-	Lay Hanson <sup>2</sup>	8th Cir Ct of App IA, N	2 1	11 4	11 4	-	
ND	1	Van Sickle	IA, S	1	12	12	-	-	-	-	-	-	-	
SD	2	Porter Bogue	FL, S IA, N IA, E	2 1 1	38 5 5	- 5 5	38 - -	O'Brien	IA, N	2	19	19	-	
Ct of Appeals	5	Lay  Gibson, J. Heaney Henley <sup>2</sup>  Arnold	NE IA, S MO, W MN AR, W AR, E AR, E	2 1 1 1 1 1 1	11 10 19 10 8 1 1	11 10 19 10 8 1 1	- - - - - - -							
9th Circuit	43			76	669	447	222			89	713	447	266	
AK	-	-	-	-	-	-	-	Curtis <sup>2</sup> Cordova	CA, C AZ	1 1	19 1	19 1	-	
AZ	5	Craig <sup>2</sup>  Bilby  Hardy Carroll Cordova	TN, E OR NV WA, W WA, E NV WA, W NV AK	2 1 3 3 4 1 1 2 1	34 27 22 29 27 1 25 6 1	- 27 22 29 27 1 25 6 1	34 - - - - - - - -	Regan <sup>2</sup> Brown <sup>2</sup> Belloni Kenyon Real	MO, E KS OR CA, C CA, C	1 2 1 1 1	40 39 12 2 1	- - 12 2 1	40 39 - - -	

Table V-1  
U.S. District Courts  
Service of Visiting Judges  
During the Twelve Month Period Ended June 30, 1983  
(continued)

Circuit and District	Service Given to Other District Courts							Service Received From Other District Courts					
	Judges Undertaking Assignments		Dis- trict to Which As- signed	Num- ber of As- sign- ments <sup>1</sup>	Days Spent on Assignment From Arrival to Departure			Names of Visiting Judges	District From Which Assigned	Num- ber of As- sign- ments <sup>1</sup>	Days Spent on Assignment From Arrival to Departure		
					Total Days	To Dis- tricts Within Cir- cuit	To Dis- tricts Out of Cir- cuit				Total Days	From With- in Cir- cuit	From Out of Cir- cuit
	Num- ber	Names											
CA, N	1	Peckham	GU	1	4	4	-	Wyzanski <sup>2</sup> MacMahon <sup>2</sup> Solomon <sup>2</sup> Belloni Poole	MA NY, S OR OR 9th Cir Ct of App	3 1 2 1 1	29 4 2 1 1	- - 2 1 1	29 4 - - -
CA, E	2	Crocker <sup>2</sup> MacBride <sup>2</sup>	FL, S HI OR	1 1 1	33 17 1	- 17 1	33 - -	Kennedy	9th Cir Ct of App	1	1	1	-
CA, C	11	Curtis <sup>2</sup>  Gray <sup>2</sup> Kelleher <sup>2</sup> Real Williams <sup>2</sup> Tashima Lucas Takasugi Hall Stephens <sup>2</sup> Kenyon	HI AK MT NH TN, E FL, S CA, S FL, S AZ HI WA, W WA, W WA, W WA, W MT WA, W AZ	1 1 1 1 3 1 1 2 1 1 1 1 1 1 1 1 1	31 19 12 32 28 31 22 33 1 26 15 12 12 11 3 2 2	31 19 12 - - - 22 - 1 26 15 12 12 11 3 2 2	- - - 32 28 31 - - - - - - - - - - -	Bechtle Landis Pence <sup>2</sup>	PA, E Ct of Intl Trade HI	1 1 1	25 4 1	- - 1	25 - -
CA, S	3	Gilliam Enright Irving	MT NMI GU NMI WA, E	1 1 1 1 1	18 3 6 4 4	18 3 6 4 4	- - - - -	Kelleher <sup>2</sup> Wallace	CA, C 9th Cir Ct of App	1 1	22 3	22 3	- -

Table V-1  
U.S. District Courts  
Service of Visiting Judges  
During the Twelve Month Period Ended June 30, 1983  
(continued)

Circuit and District	Service Given to Other District Courts							Service Received From Other District Courts					
	Judges Undertaking Assignments		District to Which Assigned	Number of Assignments <sup>1</sup>	Days Spent on Assignment From Arrival to Departure			Names of Visiting Judges	District From Which Assigned	Number of Assignments <sup>1</sup>	Days Spent on Assignment From Arrival to Departure		
					Total Days	To Districts Within Circuit	To Districts Out of Circuit				Total Days	From Within Circuit	From Out of Circuit
	Number	Names											
HI	1	Pence <sup>2</sup>	CA, C	1	1	1	-	Curtis <sup>2</sup> Williams <sup>2</sup> Crocker <sup>2</sup> Panner Chambers <sup>2</sup> Burns Smith <sup>2</sup>	CA, C CA, C CA, E OR 9th Cir Ct of App OR MT	1 1 1 1 1 1 1	31 26 17 17 3 2 2	31 26 17 17 3 2 2	- - - - - - -
ID	1	McNichols, R. <sup>2</sup>	MT UT	1 1	1 1	1 -	- 1	Quackenbush Panner	WA, E OR	1 1	5 2	5 2	- -
MT	1	Smith <sup>2</sup>	HI	1	2	2	-	Gilliam Curtis <sup>2</sup> Stephens <sup>2</sup> Goodwin McNichols, R. <sup>2</sup>	CA, S CA, C CA, C 9th Cir Ct of App ID	1 1 1 1 1	18 12 3 3 1	18 12 3 3 1	- - - - -
NV	1	Reed	WA, E	1	1	1	-	Craig <sup>2</sup> Bechtle Hunter <sup>2</sup> Carroll Hug Bilby	AZ PA, E MO, W AZ 9th Cir Ct of App AZ	3 5 4 2 1 1	22 15 8 6 4 1	22 - - 6 4 1	- 15 8 - - -
OR	4	Panner Belloni Solomon <sup>2</sup> Burns	HI ID AZ CA, N CA, N WA, W HI	1 1 1 1 2 1 1	17 2 12 1 2 1 2	17 2 12 1 2 1 2	- - - - - - -	Northrop <sup>2</sup> Craig <sup>2</sup> Hoffman <sup>2</sup> MacBride <sup>2</sup> Skopil	MD AZ VA, E CA, E 9th Cir Ct of App	2 1 2 1 1	32 27 6 1 1	- 27 - 1 1	32 - 6 - -

Table V-1  
U.S. District Courts  
Service of Visiting Judges  
During the Twelve Month Period Ended June 30, 1983  
(continued)

Circuit and District	Service Given to Other District Courts							Service Received From Other District Courts						
	Judges Undertaking Assignments		Dis- trict to Which As- signed	Num- ber of As- sign- ments <sup>1</sup>	Days Spent on Assignment From Arrival to Departure			Names of Visiting Judges	District From Which Assigned	Num- ber of As- sign- ments <sup>1</sup>	Days Spent on Assignment From Arrival to Departure			
					Total Days	To Dis- tricts Within Cir- cuit	To Dis- tricts Out of Cir- cuit				Total Days	From With- in Cir- cuit	From Out of Cir- cuit	
	Num- ber	Names												
WA, E	2	McNichols, R.J. Quackenbush	FL, S ID	1 1	30 5	- 5	30 -	Bilby Tanner Irving Reed	AZ WA, W CA, S NV	4 2 1 1	27 6 4 1	27 6 4 1	- - - -	
WA, W	1	Tanner	WA, E	2	6	6	-	Thomas <sup>2</sup> Bilby Hardy Tashima Lucas Takasugi Hall Pittman <sup>2</sup> Skopil Stephens <sup>2</sup> Fletcher <sup>2</sup> Solomon <sup>2</sup>	AL, S AZ AZ CA, C CA, C CA, C CA, C AL, S 9th Cir Ct of App CA, C 9th Cir Ct of App OR	2 3 1 1 1 1 1 1 1 1 1 1	55 29 25 15 12 12 11 9 3 2 2 1	- 29 25 15 12 12 11 - 3 2 2 1	55 - - - - - - 9 - - - -	
GU	1	Duenas	NMI	1	1	1	-	Laureta Enright Peckham	NMI CA, S CA, N	2 1 1	9 6 4	9 6 4	- - -	
NMI	1	Laureta	GU	2	9	9	-	Enright Gilliam Duenas	CA, S CA, S GU	1 1 1	4 3 1	4 3 1	- - -	
Ct of Appeals	8	Hug Skopil  Wallace Chambers <sup>2</sup> Goodwin Fletcher Kennedy Poole	NV WA, W OR CA, S HI MT WA, W CA, E CA, N	1 1 1 1 1 1 1 1 1	4 3 1 3 3 3 2 1 1	4 3 1 3 3 3 2 1 1	- - - - - - - - -							

Table V-1  
U.S. District Courts  
Service of Visiting Judges  
During the Twelve Month Period Ended June 30, 1983  
(continued)

Circuit and District	Service Given to Other District Courts							Service Received From Other District Courts					
	Judges Undertaking Assignments		District to Which Assigned	Number of Assignments <sup>1</sup>	Days Spent on Assignment From Arrival to Departure			Names of Visiting Judges	District From Which Assigned	Number of Assignments <sup>1</sup>	Days Spent on Assignment From Arrival to Departure		
					Total Days	To Districts Within Circuit	To Districts Out of Circuit				Total Days	From Within Circuit	From Out of Circuit
	Number	Names											
10th Circuit	14			41	300	99	201			33	100	99	1
CO	5	Winner <sup>2</sup>	TN, E	3	25	-	25	Theis <sup>2</sup>	KS	4	41	41	-
			WY	4	10	10	-	Jenkins	UT	1	1	1	-
			NM	1	1	1	-						
		Finesilver	KS	1	1	1	-						
			NM	1	1	1	-						
			OK, N	1	1	1	-						
			UT	1	1	1	-						
		Matsch	NM	2	2	2	-						
			WY	2	2	2	-						
		Arraj <sup>2</sup>	WY	1	2	2	-						
		Kane	UT	1	1	1	-						
KS	4	Brown <sup>2</sup>	FL, M	1	71	-	71	Finesilver	CO	1	1	1	-
			AZ	2	39	-	39						
			OH, S	1	1	-	1						
		Theis <sup>2</sup>	CO	4	41	41	-						
			FL, S	1	35	-	35						
		Saffels	OK, W	2	15	15	-						
		Templar <sup>2</sup>	NM	1	4	4	-						
NM	2	Campos	FL, S	1	30	-	30	Templar <sup>2</sup>	KS	1	4	4	-
		Mechem <sup>2</sup>	UT	1	3	3	-	Matsch	CO	2	2	2	-
								Winner <sup>2</sup>	CO	1	1	1	-
								Finesilver	CO	1	1	1	-
								Winder	UT	1	1	1	-
OK, N	-	-	-	-	-	-	-	Eubanks	OK, W	2	4	4	-
								Finesilver	CO	1	1	1	-
OK, E	-	-	-	-	-	-	-	Eubanks	OK, W	4	6	6	-



Table V-1  
U.S. District Courts  
Service of Visiting Judges  
During the Twelve Month Period Ended June 30, 1963  
(continued)

Circuit and District	Service Given to Other District Courts							Service Received From Other District Courts						
	Judges Undertaking Assignments		District to Which Assigned	Number of Assignments <sup>1</sup>	Days Spent on Assignment From Arrival to Departure			Names of Visiting Judges	District From Which Assigned	Number of Assignments <sup>1</sup>	Days Spent on Assignment From Arrival to Departure			
					Total Days	To Districts Within Circuit	To Districts Out of Circuit				Total Days	From Within Circuit	From Out of Circuit	
	Number	Names												Total Days
OK, W	1	Eubanks	OK, E OK, N	4 2	6 4	6 4	- -	Saffels	KS	2	15	15	-	
UT	2	Winder	WY	1	2	2	-	Mechem <sup>2</sup>	NM	1	3	3	-	
		Jenkins	NM	1	1	1	-	Finesilver	CO	1	1	1	-	
			CO	1	1	1	-	Kane	CO	1	1	1	-	
								McNichols, R. <sup>2</sup>	ID	1	1	-	1	
WY	-	-	-	-	-	-	-	Winner <sup>2</sup>	CO	4	10	10	-	
								Matsch	CO	2	2	2	-	
								Arraj <sup>2</sup>	CO	1	2	2	-	
								Winder	UT	1	2	2	-	
Ct of Appeals	-	-	-	-	-	-	-							
11th Circuit	22			57	382	236	146			85	1,188	236	952	
AL, N	2	Clemon Pointer	FL, S LA, E	1 1	25 2	25 -	- 2	Vance	11th Cir Ct of App	1	1	1	-	
AL, M	-	-	-	-	-	-	-	Johnson Stafford	11th Cir Ct of App FL, N	3 1	5 1	5 1	- -	
AL, S	3	Thomas <sup>2</sup>	WA, W	2	55	-	55							
			FL, M	1	10	10	-							
			MS, S	1	2	-	2							
		Pittman <sup>2</sup>	GA, S	1	15	15	-							
			TN, E	1	14	-	14							
			FL, M	1	12	12	-							
			WA, W	1	9	-	9							
		Hand	FL, S	2	14	14	-							

Table V-1  
U.S. District Courts  
Service of Visiting Judges  
During the Twelve Month Period Ended June 30, 1983  
(continued)

Circuit and District	Service Given to Other District Courts							Service Received From Other District Courts						
	Judges Undertaking Assignments		District to Which Assigned	Number of Assignments <sup>1</sup>	Days Spent on Assignment From Arrival to Departure			Names of Visiting Judges	District From Which Assigned	Number of Assignments <sup>1</sup>	Days Spent on Assignment From Arrival to Departure			
					Total Days	To Districts Within Circuit	To Districts Out of Circuit				Total Days	From Within Circuit	From Out of Circuit	
	Number	Names												Total Days
FL, N	2	Paul Stafford	FL, M AL, M	3 1	7 1	7 1	- -	Krentzman <sup>2</sup> Castagna Hatchett	FL, M FL, M 11 th Cir Ct of App	1 1 1	16 1 1	16 1 1	- - -	
FL, M	4	Krentzman <sup>2</sup> Carr Hodges Castagna	FL, N FL, S FL, S FL, N	1 1 3 1	16 10 9 1	16 10 9 1	- - - -	Hoffman <sup>2</sup> Brown <sup>2</sup> Sessions <sup>2</sup> Kellam <sup>2</sup> Morgan <sup>2</sup> Pittman <sup>2</sup> Thomas <sup>2</sup> Paul	VA, E KS TX, W VA, E IL, C AL, S AL, S FL, N	2 1 1 1 2 1 1 3	80 71 35 32 19 12 10 7	- - - - - 12 10 7	80 71 35 32 19 - - -	
FL, S	-	-	-	-	-	-	-	Porter <sup>2</sup> Porter <sup>2</sup> Theis <sup>2</sup> Nangle Real Crocker <sup>2</sup> Brieant Beer Kelleher <sup>2</sup> McNichols, R.J. Campos Veron Gibson Morton Gignoux <sup>2</sup> Cook Haden Leighton Gerry Hannum Ziegler	OH, S SD KS MO, E CA, C CA, E NY, S LA, E CA, C WA, E NM LA, W MI, W TN, M ME MI, E WV, S IL, N NJ PA, E PA, W	2 2 1 2 2 1 2 2 1 1 1 1 1 4 1 1 1 1 1 1 1	42 38 35 34 33 33 32 31 31 30 30 29 29 28 28 26 26 25 25 25	- -	42 38 35 34 33 33 32 31 31 30 30 29 29 28 28 26 26 25 25 25	

Table V-1  
U.S. District Courts  
Service of Visiting Judges  
During the Twelve Month Period Ended June 30, 1983  
(continued)

Circuit and District	Service Given to Other District Courts							Service Received From Other District Courts							
	Judges Undertaking Assignments		District to Which Assigned	Number of Assignments <sup>1</sup>	Days Spent on Assignment From Arrival to Departure			Names of Visiting Judges	District From Which Assigned	Number of Assignments <sup>1</sup>	Days Spent on Assignment From Arrival to Departure				
					Total Days	To Districts Within Circuit	To Districts Out of Circuit				Total Days	From Within Circuit	From Out of Circuit		
	Number	Names													
FL, S (cont.)								Clemon Beatty Williams, G.M. Hand Belew Forrester Doumar Freeman Constantino Alaimo Carr Hodges Kraft <sup>2</sup> Nelson Hatchett	AL, N IL, S VA, W AL, S TX, N GA, N VA, E GA, N NY, E GA, S FL, M FL, M PA, E MA 11th Cir Ct of App	1 1 1 2 1 3 1 2 1 1 3 1 1 1	25 18 16 14 13 12 12 12 11 11 10 9 4 2 2	25 - - 14 - 12 - 12 - 11 11 10 9 - - 2	- 18 16 - 13 - - - 11 - - - 4 2 -		
GA, N	6	Vining O'Kelley Forrester Freeman Tidwell Hall	TN, E GA, S GA, S FL, S FL, S TN, E GA, S	9 4 5 3 1 1 1	61 36 27 12 12 2 2	- 36 27 12 12 - 2	61 - - - - - 2 -	-	-	-	-	-	-	-	-
GA, M	-	-	-	-	-	-	-	-	-	-	-	-	-	-	-
GA, S	1	Alaimo	FL, S	1	11	11	-	Vining O'Kelley Pittman <sup>2</sup> Tjoflat Hall	GA, N GA, N AL, S 11th Cir Ct of App GA, N	4 5 1 3 1	36 27 15 7 2	36 27 15 7 2	- - - - -		

Table V-1  
U.S. District Courts  
Service of Visiting Judges  
During the Twelve Month Period Ended June 30, 1983  
(continued)

Circuit and District	Service Given to Other District Courts							Service Received From Other District Courts					
	Judges Undertaking Assignments		District to Which Assigned	Number of Assignments <sup>1</sup>	Days Spent on Assignment From Arrival to Departure			Names of Visiting Judges	District From Which Assigned	Number of Assignments <sup>1</sup>	Days Spent on Assignment From Arrival to Departure		
					Total Days	To Districts Within Circuit	To Districts Out of Circuit				Total Days	From Within Circuit	From Out of Circuit
	Number	Names											
Ct of Appeals	4	Tjoflat	GA, S	3	7	7	-						
			MA	1	1	-	1						
		Johnson	AL, M	3	5	5	-						
		Hatchett	FL, S	1	2	2	-						
			FL, N	1	1	1	-						
		Vance	AL, N	1	1	1	-						
Special Courts	5			9	100	-	100						
Ct of Intl Trade	3	Watson	RI	1	37	-	37						
			PR	1	36	-	36						
			MA	3	16	-	16						
		Landis	CA, C	1	4	-	4						
		Maletz <sup>2</sup>	RI	1	1	-	1						
Federal Circuit	2	Skelton <sup>2</sup>	TX, N	1	4	-	4						
		Baldwin	WI, W	1	2	-	2						
Claims Court	-	-	-	-	-	-	-						

<sup>1</sup> Individual visits to the court of assignment.

<sup>2</sup> Senior judge during all or part of the year ended June 30, 1983.

**Note:** Service shown in this table is by assignment made by the Circuit Council within the Circuit or by the Chief Justice of the Supreme Court outside the Circuit. Also, district judges elevated to circuit court judgeships often close out matters in which they participated as district judges. Such judges providing service to the original district after elevation to the circuit court are considered visiting judges.

Table V-2  
U.S. Courts of Appeals  
Participation of Visiting Judges in Cases Disposed of  
After Oral Hearing or Submission on Briefs  
During the Twelve Month Period Ended June 30, 1983

Visiting Judges by Circuit Visited	Total Number of Visiting Judges and Home Court	Case Partici- pations
<b>Total .....</b>		<b>4,317</b>
<b>DC Circuit .....</b>	<b>Visiting Judges, 32 .....</b>	<b>215</b>
Greene, H.H. ....	DC District Court .....	8
Gesell, G.A. ....	DC District Court .....	7
Markey, H.T. ....	Federal Circuit .....	5
Davis, O.H. ....	Federal Circuit .....	5
Friedman, D.M. ....	Federal Circuit .....	5
Richey, C.R. ....	DC District Court .....	2
Oberdorfer, L.F. ....	DC District Court .....	1
Penn, J.G. ....	DC District Court .....	1
Johnson, N.H. ....	DC District Court .....	1
Nichols, P. ....	Federal Circuit .....	1
Staley, A.L. ....	3rd Circuit .....	1
Cummings, W.J. ....	7th Circuit .....	1
Swygert, L.M. (SJ) .....	7th Circuit .....	27
Fairchild, T.E. (SJ) .....	7th Circuit .....	17
Peck, J.W. (SJ) .....	6th Circuit .....	15
Bonsal, D.B. (SJ) .....	NY, S .....	14
Gordon, J.F. (SJ) .....	KY, W .....	13
Lumbard, J.E. (SJ) .....	2nd Circuit .....	12
Larson, E.R. (SJ) .....	MN .....	10
Jameson, W.J. (SJ) .....	MT .....	10
Gasch, O. (SJ) .....	DC District Court .....	9
McNichols, R. (SJ) .....	ID .....	9
Van Dusen, F. (SJ) .....	3rd Circuit .....	9
Celebrezze, A. (SJ) .....	6th Circuit .....	8
Northrop, E.S. (SJ) .....	MD .....	5
Weigel, S.A. (SJ) .....	CA, N .....	5
Palmieri, E.L. (SJ) .....	NY, S .....	4
Cowen, W. (SJ) .....	Federal Circuit .....	4
Van Pelt, R. (SJ) .....	NE .....	3
East, W.G. (SJ) .....	OR .....	1
Thornberry, H. (SJ) .....	5th Circuit .....	1
Bryant, W.B. (SJ) .....	DC District Court .....	1
<b>1st Circuit .....</b>	<b>Visiting Judges, 24 .....</b>	<b>247</b>
Davis, O.H. ....	Federal Circuit .....	25
Caffrey, A.A. ....	MA .....	10
Tauro, J.L. ....	MA .....	7
Zobel, R.W. ....	MA .....	5
Re, E.D. ....	International Trade .....	5
Gibbons, J.J. ....	3rd Circuit .....	2
Torruella, J.R. ....	PR .....	2
Pettine, R.J. (SJ) .....	RI .....	25
Rosenn, M. (SJ) .....	3rd Circuit .....	21
Smith, R.E. (SJ) .....	MT .....	17
Peck, J.W. (SJ) .....	6th Circuit .....	17
Swygert, L.M. (SJ) .....	7th Circuit .....	17
Maletz, H.N. (SJ) .....	International Trade .....	15
Hemphill, R.W. (SJ) .....	SC .....	14
Timbers, W.H. (SJ) .....	2nd Circuit .....	12
Brown, B. (SJ) .....	6th Circuit .....	11
Phillips, H. (SJ) .....	6th Circuit .....	10
Wyzanski, C.E. (SJ) .....	MA .....	9
Bonsal, D.B. (SJ) .....	NY, S .....	8
Fairchild, T.E. (SJ) .....	7th Circuit .....	6
Haynsworth, C. (SJ) .....	4th Circuit .....	6
Field, J.A. (SJ) .....	4th Circuit .....	1
Murray, F.J. (SJ) .....	MA .....	1
McGowan, C. (SJ) .....	DC Circuit .....	1

Table V-2  
U.S. Courts of Appeals  
Participation of Visiting Judges in Cases Disposed of  
After Oral Hearing or Submission on Briefs  
During the Twelve Month Period Ended June 30, 1983  
(continued)

Visiting Judges by Circuit Visited	Total Number of Visiting Judges and Home Court	Case Partici- pations
<b>2nd Circuit .....</b>	<b>Visiting Judges, 41 .....</b>	<b>396</b>
Maletz, H.N. ....	International Trade .....	27
Davis, O.H. ....	Federal Circuit .....	23
Markey, H.T. ....	Federal Circuit .....	18
Re, E.D. ....	International Trade .....	15
Weis, J.F. ....	3rd Circuit .....	14
Friedman, D.M. ....	Federal Circuit .....	11
Lasker, M.E. ....	NY, S .....	10
Sloviter, D.K. ....	3rd Circuit .....	8
Cabranes, J.A. ....	CT .....	6
Sand, L.B. ....	NY, S .....	6
Burns, E.B. ....	CT .....	5
Ward, R.J. ....	NY, S .....	4
Leval, P.N. ....	NY, S .....	4
Knapp, W. ....	NY, S .....	3
Rubin, A.B. ....	5th Circuit .....	1
Pratt, G.C. ....	NY, E .....	1
Pollack, M. ....	NY, S .....	1
Curtin, J.T. ....	NY, W .....	1
Callister, M.J. ....	ID .....	1
Higginbotham, A.L. ....	3rd Circuit .....	1
Becker, E.R. ....	3rd Circuit .....	1
Conner, W.C. ....	NY, S .....	1
Sweet, R.W. ....	NY, S .....	1
Bonsal, D.B. (SJ) .....	NY, S .....	30
MacMahon, L.F. (SJ) .....	NY, S .....	21
Metzner, C.M. (SJ) .....	NY, S .....	18
Fairchild, T.E. (SJ) .....	7th Circuit .....	17
Wisdom, J.M. (SJ) .....	5th Circuit .....	16
Mishler, J. (SJ) .....	NY, E .....	16
Neaher, E.R. (SJ) .....	NY, E .....	16
Gibson, F.R. (SJ) .....	8th Circuit .....	15
Peck, J.W. (SJ) .....	6th Circuit .....	15
Wyzanski, C.E. (SJ) .....	MA .....	13
Wyatt, I.B. (SJ) .....	NY, S .....	13
Tenney, C.H. (SJ) .....	NY, S .....	13
Zampano, R.C. (SJ) .....	CT .....	10
Bartels, J.R. (SJ) .....	NY, E .....	7
Hill, I. (SJ) .....	CA, C .....	6
Cannella, J.M. (SJ) .....	NY, S .....	5
Garza, R.G. (SJ) .....	5th Circuit .....	1
Palmieri, E.L. (SJ) .....	NY, S .....	1

**CONTINUED**

**9 OF 10**

Table V-2  
U.S. Courts of Appeals  
Participation of Visiting Judges in Cases Disposed of  
After Oral Hearing or Submission on Briefs  
During the Twelve Month Period Ended June 30, 1983  
(continued)

Visiting Judges by Circuit Visited	Total Number of Visiting Judges and Home Court	Case Partici- pations
<b>3rd Circuit.....</b>	<b>Visiting Judges, 30 .....</b>	<b>396</b>
Gerry, J.F. ....	NJ. ....	40
Teitelbaum, H. ....	PA, W. ....	35
Weber, G.J. ....	PA, W. ....	29
Meanor, H.C. ....	NJ. ....	26
Pollak, L.H. ....	PA, E. ....	26
Re, E.D. ....	International Trade. ....	21
Sarokin, H.L. ....	NJ. ....	21
Protman, S. ....	NJ. ....	21
Cahn, E.N. ....	PA, E. ....	18
Stern, H.J. ....	NJ. ....	17
McCune, B.P. ....	PA, W. ....	17
Debevoise, D.R. ....	NJ. ....	14
Van Artsdalen, D.W. ....	PA, E. ....	13
Ackerman, H.A. ....	NJ. ....	12
Stapleton, W.K. ....	DE. ....	9
Lacey, F.B. ....	NJ. ....	9
Fullam, J.P. ....	PA, E. ....	9
Fisher, C.S. ....	NJ. ....	8
Bloch, A.N. ....	PA, W. ....	7
Conaboy, R.P. ....	PA, M. ....	7
Muir, M. ....	PA, M. ....	7
Thompson, A.E. ....	NJ. ....	2
Miller, J.L. ....	PA, W. ....	2
Weiner, C.R. ....	PA, E. ....	1
Miller, J.R. ....	Federal Circuit. ....	1
Barrett, J.E. ....	10th Circuit. ....	1
Jones, N.P. ....	6th Circuit. ....	1
Letchum, J.L. ....	DE. ....	1
Lord, J.S. (SJ) ....	PA, E. ....	14
Cohen, M.H. (SJ) ....	NJ. ....	7
<b>4th Circuit.....</b>	<b>Visiting Judges, 23 .....</b>	<b>149</b>
Michael, J.H. ....	VA, W. ....	19
Black, W.E. ....	MD. ....	18
Doumar, R.G. ....	VA, E. ....	11
Hamilton, C.H. ....	SC. ....	10
Kiser, J.L. ....	VA, W. ....	9
Fox, J.C. ....	NC, E. ....	6
Merhige, R.R. ....	VA, E. ....	6
Potter, R.D. ....	NC, W. ....	4
Cacheris, J.C. ....	VA, E. ....	3
Turk, J.C. ....	VA, W. ....	3
Wood, H. ....	7th Circuit. ....	2
Young, J.H. ....	MD. ....	1
Jones, S. ....	MD. ....	1
Bullock, F.W. ....	NC, M. ....	1
Aldrich, B. (SJ) ....	1st Circuit. ....	16
Gordon, E.A. (SJ) ....	NC, M. ....	14
Kellam, R.B. (SJ) ....	VA, E. ....	10
Fairechild, T.E. (SJ) ....	7th Circuit. ....	7
Wyzanski, C.E. (SJ) ....	MA. ....	3
Ingraham, J.M. (SJ) ....	5th Circuit. ....	2
Knapp, D.R. (SJ) ....	WV, S. ....	1
Phillips, H. (SJ) ....	6th Circuit. ....	1
Breitenstein, J. (SJ) ....	10th Circuit. ....	1

Table V-2  
U.S. Courts of Appeals  
Participation of Visiting Judges in Cases Disposed of  
After Oral Hearing or Submission on Briefs  
During the Twelve Month Period Ended June 30, 1983  
(continued)

Visiting Judges by Circuit Visited	Total Number of Visiting Judges and Home Court	Case Partici- pations
<b>5th Circuit.....</b>	<b>Visiting Judges, 31 .....</b>	<b>163</b>
Duplantier, A.G. ....	LA, E. ....	13
Davis, W.E. ....	LA, W. ....	11
McDonald, G.A. ....	TX, S. ....	8
Buchmeyer, J.L. ....	TX, N. ....	6
Parker, J.V. ....	LA, M. ....	5
Veron, E.E. ....	LA, W. ....	5
Mahon, E.B. ....	TX, N. ....	5
Tjoftat, G.B. ....	11th Circuit. ....	4
Stagg, T. ....	LA, W. ....	3
Anderson, R.L. ....	11th Circuit. ....	2
Clark, T.A. ....	11th Circuit. ....	2
Hill, J.C. ....	11th Circuit. ....	1
Vance, R.S. ....	11th Circuit. ....	1
Sear, M.L. ....	LA, E. ....	1
Shaw, J.M. ....	LA, W. ....	1
Black, N.W. ....	TX, S. ....	1
Sharp, A. ....	IN, N. ....	1
Widener, H.E. ....	4th Circuit. ....	1
Fay, P.T. ....	11th Circuit. ....	1
McGarr, F.J. ....	IL, N. ....	1
Hunter, E.F. (SJ) ....	LA, W. ....	40
Van Pelt, R. (SJ) ....	NE. ....	12
Will, H.L. (SJ) ....	IL, N. ....	10
Tuttle, E.P. (SJ) ....	11th Circuit. ....	8
Wyzanski, C.E. (SJ) ....	MA. ....	7
Dyer, D.W. (SJ) ....	11th Circuit. ....	5
Putnam, R.J. (SJ) ....	LA, W. ....	3
Duniway, B.C. (SJ) ....	9th Circuit. ....	2
Mitchell, L.L. (SJ) ....	LA, E. ....	1
Spears, A.A. (SJ) ....	TX, W. ....	1
Maris, A.B. (SJ) ....	3rd Circuit. ....	1

Table V-2  
U.S. Courts of Appeals  
Participation of Visiting Judges in Cases Disposed of  
After Oral Hearing or Submission on Briefs  
During the Twelve Month Period Ended June 30, 1983  
(continued)

Visiting Judges by Circuit Visited	Total Number of Visiting Judges and Home Court	Case Partici- pations
<b>6th Circuit.....</b>	<b>Visiting Judges, 66 .....</b>	<b>779</b>
Siler, E.E.....	KY, E .....	31
Gilmore, H.W.....	MI, E .....	25
Hillman, D.W.....	MI, W .....	22
Wilhoit, H.R.....	KY, E .....	22
Spiegel, S.A.....	OH, S .....	22
Pratt, P.....	MI, E .....	21
Guy, R.B.....	MI, E .....	21
Holschuh, J.D.....	OH, S .....	19
Markey, H.T.....	Federal Circuit .....	19
Nies, H.W.....	Federal Circuit .....	19
Johnstone, E.H.....	KY, W .....	19
Miles, W.A.....	MI, W .....	18
Rubin, C.B.....	OH, S .....	18
Ballantine, T.A.....	KY, W .....	18
Harvey, R.J.....	MI, E .....	17
Morton, L.C.....	TN, M .....	17
Cohn, A.....	MI, E .....	17
Aldrich, A.....	OH, N .....	17
Joiner, C.W.....	MI, E .....	16
Allen, C.M.....	KY, W .....	15
Moynahan, B.T.....	KY, E .....	14
Taylor, A.D.....	MI, E .....	14
McRae, R.M.....	TN, W .....	14
Nichols, P.....	Federal Circuit .....	13
Horton, O.....	TN, W .....	13
Wiseman, T.A.....	TN, M .....	13
Neese, C.G.*.....	TN, E .....	13
Bertelsman, W.O.....	KY, E .....	12
Walinski, N.J.....	OH, N .....	10
Feikens, J.....	MI, E .....	9
DeMascio, R.E.....	MI, E .....	6
Taylor, R.L.....	TN, E .....	5
Enslin, R.A.....	MI, W .....	4
Reed, S.E.....	KY, E .....	4
Newblatt, S.A.....	MI, E .....	3
White, G.W.....	OH, N .....	3
Duncan, R.M.....	OH, S .....	3
Anderson, J.B.....	9th Circuit .....	3
Churchill, J.P.....	MI, E .....	2
Van Graafeiland, E.....	2nd Circuit .....	1
Cardamone, R.J.....	2nd Circuit .....	1
Winter, R.K.....	2nd Circuit .....	1
Pratt, G.C.....	2nd Circuit .....	1
Hug, P.....	9th Circuit .....	1
Wilson, F.W.....	TN, E .....	1
Brooks, G.E.....	IN, S .....	1
Urbom, W.K.....	NE .....	1
Maletz, H.N.....	International Trade.....	1
Kaufman, L.R.....	2nd Circuit .....	1
Choy, H.Y.C.....	9th Circuit .....	1
Rice, W.H.....	OH, S .....	1
Neese, C.G. (SJ).....	TN, E .....	36
Swygert, L.M. (SJ).....	7th Circuit .....	28
Gibson, F.R. (SJ).....	8th Circuit .....	22
Hogan, T.S. (SJ).....	OH, S .....	20
Van Pelt, R. (SJ).....	NE .....	18
Hoffman, W.E. (SJ).....	VA, E .....	18
Fairchild, T.E. (SJ).....	7th Circuit .....	17
Porter, D.S. (SJ).....	OH, S .....	16
Timbers, W.H. (SJ).....	2nd Circuit .....	15
Brown, W.E. (SJ).....	KS.....	13
Tuttle, E.P. (SJ).....	11th Circuit .....	5
Dumbauld, E. (SJ).....	PA, W .....	4
Gordon, J.F. (SJ).....	KY, W .....	2
Foley, J.T. (SJ).....	NY, N .....	1
Fox, N.P. (SJ).....	MI, W .....	1

Table V-2  
U.S. Courts of Appeals  
Participation of Visiting Judges in Cases Disposed of  
After Oral Hearing or Submission on Briefs  
During the Twelve Month Period Ended June 30, 1983  
(continued)

Visiting Judges by Circuit Visited	Total Number of Visiting Judges and Home Court	Case Partici- pations
<b>7th Circuit.....</b>	<b>Visiting Judges, 54 .....</b>	<b>591</b>
Davis, O.H.....	Federal Circuit .....	21
Foreman, J.L.....	IL, S .....	15
Nichols, P.....	Federal Circuit .....	15
Holder, C.J.....	IN, S .....	10
Aspen, M.E.....	IL, N .....	7
Evans, T.T.....	WI, E .....	7
Moran, J.B.....	IL, N .....	6
Gordon, M.L.*.....	WI, E .....	4
Leighton, G.N.....	IL, N .....	3
Kashiwa, S.....	Federal Circuit .....	3
Shadur, M.I.....	IL, N .....	3
Anderson, J.B.....	9th Circuit.....	3
Roszkowski, S.J.....	IL, N .....	2
Meskill, T.J.....	2nd Circuit .....	1
Rayfiel, L.F.....	NY, E .....	1
Marshall, P.H.....	IL, N .....	1
Grady, J.F.....	IL, N .....	1
Belloni, R.C.....	OR .....	1
Markey, H.T.....	Federal Circuit .....	1
Redden, J.A.....	OR .....	1
Campbell, W.J. (SJ).....	IL, N .....	68
Grant, R.A. (SJ).....	IN, N .....	43
Timbers, W.H. (SJ).....	2nd Circuit .....	27
Dumbauld, E. (SJ).....	PA, W .....	25
Hoffman, W.E. (SJ).....	VA, E .....	24
East, W.G. (SJ).....	OR .....	24
Gibson, F.R. (SJ).....	8th Circuit.....	23
Neaher, E.R. (SJ).....	NY, E .....	23
Weick, P.C. (SJ).....	6th Circuit.....	22
Templar, G. (SJ).....	KS.....	20
Bartels, J.R. (SJ).....	NY, E .....	19
Bonsal, D.B. (SJ).....	NY, S .....	19
Wisdom, J.M. (SJ).....	5th Circuit.....	18
Gray, W.P. (SJ).....	CA, C .....	15
Hill, L. (SJ).....	CA, C .....	13
Brown, B. (SJ).....	6th Circuit.....	11
Marovitz, A.L. (SJ).....	IL, N .....	11
Van Pelt, R. (SJ).....	NE .....	11
Kellam, R.B. (SJ).....	VA, E .....	10
Decker, B.M. (SJ).....	IL, N .....	10
Jameson, W.J. (SJ).....	MT .....	10
Doyle, J.E. (SJ).....	WI, W .....	8
Larson, E.R. (SJ).....	MN .....	8
Peck, J.W. (SJ).....	6th Circuit.....	5
Rosenn, M. (SJ).....	3rd Circuit.....	3
Will, H.L. (SJ).....	IL, N .....	3
Brown, W.E. (SJ).....	KS.....	3
Morgan, R.D. (SJ).....	IL, C .....	2
Davies, R.N. (SJ).....	ND .....	2
Zavatt, J.C. (SJ).....	NY, E .....	1
Thomas, D.H. (SJ).....	AL, S .....	1
Gordon, M.L. (SJ).....	WI, E .....	1
Weigel, S.A. (SJ).....	CA, N .....	1
Cowen, W. (SJ).....	Federal Circuit .....	1



Table V-2  
U.S. Courts of Appeals  
Participation of Visiting Judges in Cases Disposed of  
After Oral Hearing or Submission on Briefs  
During the Twelve Month Period Ended June 30, 1983  
(continued)

Visiting Judges by Circuit Visited	Total Number of Visiting Judges and Home Court	Case Partici- pations
8th Circuit.....	Visiting Judges, 36 .....	249
Schatz, A.G. ....	NE .....	13
Markey, H.T. ....	Federal Circuit .....	13
Bennett, M.T. ....	Federal Circuit .....	12
Jones, J.B. ....	SD .....	11
Miller, J.R. ....	Federal Circuit .....	10
Beam, C.A. ....	NE .....	7
Waters, H.F. ....	AR, W .....	6
Stevens, J.E. ....	MO, E .....	6
Roberts, R.T. ....	MO, W .....	5
Van Sickle, B.M. ....	ND .....	4
Woods, H. ....	AR, E .....	4
Benson, P. ....	ND .....	3
Alsop, D.D. ....	MN .....	3
Bartlett, D.B. ....	MO, W .....	3
Magnuson, P.A. ....	MN .....	2
Cummings, W.J. ....	7th Circuit .....	2
Overton, W.R. ....	AR, E .....	1
Howard, G. ....	AR, W .....	1
Renner, R.G. ....	MN .....	1
Hungate, W.L. ....	MO, E .....	1
Coffin, F.M. ....	1st Circuit .....	1
MacKinnon, G.E. ....	DC Circuit .....	1
Davies, R.N. (SJ) ....	ND .....	23
Harris, O. (SJ) ....	AR, W .....	16
Collinson, W.R. (SJ) ....	MO, W .....	15
Dumbauld, E. (SJ) ....	PA, W .....	15
Hanson, W.C. (SJ) ....	IA, N .....	12
Fairchild, T.E. (SJ) ....	7th Circuit .....	11
Hunter, E.B. (SJ) ....	MO, W .....	10
Regan, J.K. (SJ) ....	MO, E .....	9
Meredith, J.H. (SJ) ....	MO, E .....	9
Becker, W.H. (SJ) ....	MO, W .....	8
Nichol, F.J. (SJ) ....	SD .....	4
Rosenn, M. (SJ) ....	3rd Circuit .....	3
Oliver, J.W. (SJ) ....	MO, W .....	2
Van Pelt, R. (SJ) ....	NE .....	2

Table V-2  
U.S. Courts of Appeals  
Participation of Visiting Judges in Cases Disposed of  
After Oral Hearing or Submission on Briefs  
During the Twelve Month Period Ended June 30, 1983  
(continued)

Visiting Judges by Circuit Visited	Total Number of Visiting Judges and Home Court	Case Partici- pations
9th Circuit.....	Visiting Judges, 103 .....	722
Kashiwa, S. ....	Federal Circuit .....	23
Burns, J.M. ....	OR .....	19
Tashima, A.W. ....	CA, C .....	10
Reed, E.C. ....	NV .....	10
Ramirez, R. ....	CA, E .....	9
Nielsen, L.C. ....	CA, S .....	9
Marquez, A.C. ....	AZ .....	9
Carroll, E.H. ....	AZ .....	9
Takasugi, R.M. ....	CA, C .....	9
Kenyon, D.V. ....	CA, C .....	8
Copple, W.P. ....	AZ .....	7
Byrne, W.M. ....	CA, C .....	7
Gilliam, E.B. ....	CA, S .....	7
Aguilar, R.P. ....	CA, N .....	6
Wilkins, P.C. ....	CA, E .....	6
Pfaelzer, M.R. ....	CA, C .....	6
King, S.P. ....	HI .....	6
Kelleher, R.J. ....	CA, C .....	6
Coughenour, J.C. ....	WA, W .....	6
Ingram, W.A. ....	CA, N .....	6
Williams, S.M. ....	CA, N .....	5
Marshall, C.E. ....	CA, C .....	5
Cordova, V.A. ....	AZ .....	5
Orrick, W.H. ....	CA, N .....	5
Keep, J.N. ....	CA, S .....	5
Hall, C.H. ....	CA, C .....	5
Thompson, G. ....	CA, S .....	4
Belloni, R.C. ....	OR .....	4
Redden, J.A. ....	OR .....	4
Rothstein, E.J. ....	WA, W .....	4
Hardy, C.L. ....	AZ .....	4
Muecke, C.A. ....	AZ .....	4
Gadbois, R.A. ....	CA, C .....	4
Lucas, M.M. ....	CA, C .....	4
Fong, H.M. ....	HI .....	4
Schwarzer, W.W. ....	CA, N .....	3
Rafeedie, E. ....	CA, C .....	3
Hatter, T.J. ....	CA, C .....	3
McNichols, R. ....	WA, E .....	3
Frye, H.J. ....	OR .....	3
Von Der Heydt, J.A. ....	AK .....	2
Fitzgerald, J.M. ....	AK .....	2
Lynch, E.F. ....	CA, N .....	2
Price, E.D. ....	CA, E .....	2
Lydick, L.T. ....	CA, C .....	2
Enright, W.B. ....	CA, S .....	2
Irving, J.L. ....	CA, S .....	2
Coyle, R.E. ....	CA, E .....	2
Claiborne, H.E. ....	NV .....	2
Gagliardi, L.P. ....	NY, S .....	1
Richey, M.A. ....	AZ .....	1
Peckham, R.F. ....	CA, N .....	1
Patel, M.H. ....	CA, N .....	1
Hauk, A.A.* .....	CA, C .....	1

Table V-2  
U.S. Courts of Appeals  
Participation of Visiting Judges in Cases Disposed of  
After Oral Hearing or Submission on Briefs  
During the Twelve Month Period Ended June 30, 1983  
(continued)

Visiting Judges by Circuit Visited	Total Number of Visiting Judges and Home Court	Case Partici- pations
<b>9th Circuit (cont.)</b>		
Waters, L.E. ....	CA, C .....	1
Ryan, H.L. ....	ID .....	1
Hatfield, P.G. ....	MT .....	1
Cummings, W.J. ....	7th Circuit .....	1
Lay, D.P. ....	8th Circuit .....	1
Miller, W.K. ....	DC Circuit .....	1
Bilby, R.M. ....	AZ .....	1
Reed, S.E. ....	KY, E .....	1
Gray, W.P. ....	CA, C .....	1
East, W.G. (SJ) ....	OR .....	67
Solomon, G.J. (SJ) ....	OK .....	60
Jameson, W.J. (SJ) ....	MT .....	35
Thompson, B.R. (SJ) ....	NV .....	26
Wisdom, J.M. (SJ) ....	5th Circuit .....	25
Brown, W.E. (SJ) ....	KS .....	19
Smith, R.E. (SJ) ....	MT .....	18
Robb, R. (SJ) ....	DC Circuit .....	17
Tuttle, E.P. (SJ) ....	11th Circuit .....	15
Fairechild, T.E. (SJ) ....	7th Circuit .....	14
Stephens, A.L. (SJ) ....	CA, C .....	13
Swygert, L.M. (SJ) ....	7th Circuit .....	12
Grant, R.A. (SJ) ....	IN, N .....	12
Craig, W.E. (SJ) ....	AZ .....	9
Taylor, F.M. (SJ) ....	ID .....	9
McNichols, R. (SJ) ....	ID .....	8
Schwartz, E.J. (SJ) ....	CA, S .....	6
Peck, J.W. (SJ) ....	6th Circuit .....	6
Hoffman, W.E. (SJ) ....	VA, E .....	5
Halbert, S. (SJ) ....	CA, E .....	5
Whelan, F. (SJ) ....	CA, C .....	5
Williams, D. (SJ) ....	CA, C .....	5
Meredith, J.E. (SJ) ....	MO, E .....	4
Van Pelt, R. (SJ) ....	NE .....	4
Curtis, J.W. (SJ) ....	CA, C .....	4
Bazelon, D.L. (SJ) ....	DC Circuit .....	4
Haynsworth, C.F. (SJ) ....	4th Circuit .....	4
MacBride, T.J. (SJ) ....	CA, E .....	3
Crocker, M.D. (SJ) ....	CA, E .....	3
Hemphill, R.W. (SJ) ....	SC .....	2
Gray, W.P. (SJ) ....	CA, C .....	2
Skelton, B.G. (SJ) ....	Federal Circuit .....	2
Ingraham, J.M. (SJ) ....	5th Circuit .....	1
Murphy, T.F. (SJ) ....	NY, S .....	1
Palmieri, E.L. (SJ) ....	NY, S .....	1
Spears, A.A. (SJ) ....	TX, W .....	1
Sweigert, W.T. (SJ) ....	CA, N .....	1
Hill, I. (SJ) ....	CA, C .....	1
Hauk, A.A. (SJ) ....	CA, C .....	1
Jones, W.L. (SJ) ....	11th Circuit .....	1

Table V-2  
U.S. Courts of Appeals  
Participation of Visiting Judges in Cases Disposed of  
After Oral Hearing or Submission on Briefs  
During the Twelve Month Period Ended June 30, 1983  
(continued)

Visiting Judges by Circuit Visited	Total Number of Visiting Judges and Home Court	Case Partici- pations
<b>10th Circuit .....</b>	<b>Visiting Judges, 17 .....</b>	<b>96</b>
Anderson, A.J. ....	UT .....	13
Brimmer, C.A. ....	WY .....	9
Kelly, P.F. ....	KS .....	7
Cook, H.D. ....	OK, N .....	5
McMillian, T. ....	8th Circuit .....	1
Bratton, H.C. ....	NM .....	1
Ginsburg, R.B. ....	DC Circuit .....	1
Markey, H.T. ....	Federal Circuit .....	1
Templar, G. (SJ) ....	KS .....	16
Brown, W.E. (SJ) ....	KS .....	13
Bohanon, L.L. (SJ) ....	OK, E .....	12
Simpson, B. (SJ) ....	11th Circuit .....	5
Arraj, A.A. (SJ) ....	CO .....	4
Timbers, W.H. (SJ) ....	2nd Circuit .....	3
Peck, J.W. (SJ) ....	6th Circuit .....	3
Kerr, E.T. (SJ) ....	WY .....	1
Christensen, A. (SJ) ....	UT .....	1
<b>11th Circuit .....</b>	<b>Visiting Judges, 25 .....</b>	<b>314</b>
Markey, H.T. ....	Federal Circuit .....	17
Smith, E.S. ....	Federal Circuit .....	16
Miller, J.R. ....	Federal Circuit .....	12
Merritt, G.S. ....	6th Circuit .....	8
Arnold, R.S. ....	8th Circuit .....	7
Wood, H. ....	7th Circuit .....	6
Brown, J.R. ....	5th Circuit .....	2
Reavley, T.M. ....	5th Circuit .....	1
Engel, A.J. ....	6th Circuit .....	1
O'Kelley, W.C. ....	GA, N .....	1
Phillips, O.L. ....	10th Circuit .....	1
Allgood, C.W. (SJ) ....	AL, N .....	51
Lynn, S.H. (SJ) ....	AL, N .....	28
Scott, C.R. (SJ) ....	FL, M .....	22
Pittman, V. (SJ) ....	AL, S .....	20
Goldberg, I.L. (SJ) ....	5th Circuit .....	17
Hunter, E.F. (SJ) ....	LA, W .....	16
Garza, R.G. (SJ) ....	5th Circuit .....	14
Haynsworth, C. (SJ) ....	4th Circuit .....	14
Hoffman, W.E. (SJ) ....	VA, E .....	13
Wisdom, J.M. (SJ) ....	5th Circuit .....	12
Gibson, F.R. (SJ) ....	8th Circuit .....	11
Ingraham, J.M. (SJ) ....	5th Circuit .....	9
Coleman, J.P. (SJ) ....	5th Circuit .....	8
Young, G.C. (SJ) ....	FL, M .....	7

(SJ) Senior Judge

\* Data reflects only service as active judge; service as senior judge is provided separately.

TABLE X-1  
U.S. DISTRICT COURTS  
WEIGHTED AND UNWEIGHTED FILINGS PER AUTHORIZED JUDGESHIP  
DURING THE TWELVE MONTH PERIOD ENDED JUNE 30, 1982  
(ALL CRIMINAL CASES)

DISTRICT	JUDGE- SHIPS <sup>2</sup>	WEIGHTED FILINGS PER JUDGESHIP <sup>1</sup>			UNWEIGHTED FILINGS PER JUDGESHIP		
		CIVIL	CRIM. <sup>3</sup>	TOTAL	CIVIL	CRIM. <sup>3</sup>	TOTAL
TOTAL .....	511	420	59	479	472	67	539
DC .....	15	354	28	382	264	26	290
1ST .....							
ME .....	2	338	41	379	432	57	489
MA .....	10	494	33	527	466	31	497
NH .....	2	381	21	402	401	20	421
RI .....	2	425	44	469	409	37	446
PR .....	7	216	30	246	454	40	494
2ND .....							
CT .....	5	523	47	570	537	45	582
NY,N .....	3	526	49	575	555	43	598
NY,E .....	10	503	60	563	528	55	583
NY,S .....	27	401	34	435	361	29	390
NY,W .....	3	392	73	465	461	68	529
VT .....	2	220	27	247	245	26	271
3RD .....							
DE .....	3	265	24	289	289	19	308
NJ .....	11	509	69	578	450	48	498
PA,E .....	19	395	33	428	338	24	362
PA,M .....	5	307	78	385	358	42	400
PA,W .....	10	304	31	335	360	18	378

TABLE X-1  
U.S. DISTRICT COURTS  
WEIGHTED AND UNWEIGHTED FILINGS PER AUTHORIZED JUDGESHIP  
DURING THE TWELVE MONTH PERIOD ENDED JUNE 30, 1983  
(ALL CRIMINAL CASES)

DISTRICT	JUDGE-SHIPS <sup>2</sup>	WEIGHTED FILINGS PER JUDGESHIP <sup>1</sup>			UNWEIGHTED FILINGS PER JUDGESHIP		
		CIVIL	CRIM. <sup>3</sup>	TOTAL	CIVIL	CRIM. <sup>3</sup>	TOTAL
4TH .....							
MD .....	9	388	84	472	479	123	602
NC,E .....	3	367	92	459	722	108	830
NC,M .....	3	205	75	280	405	73	478
NC,W .....	3	312	114	426	513	91	604
SC .....	8	373	40	413	419	45	464
VA,E .....	8	420	134	554	417	276	693
VA,W .....	4	405	44	449	700	40	740
WV,N <sup>4</sup> .....	2	301	72	373	443	62	505
WV,S <sup>4</sup> .....	4	412	47	459	479	43	522
5TH .....							
LA,E .....	13	438	44	482	515	34	549
LAM .....	2	488	36	524	684	38	722
LAW .....	5	498	33	531	643	43	686
MS,N .....	2	522	31	553	652	33	685
MS,S .....	3	737	55	792	779	51	830
TX,N .....	9	461	74	535	399	71	470
TX,E .....	4	548	40	588	561	40	601
TX,S .....	13	440	115	555	592	120	712
TX,W .....	6	385	138	523	511	161	672
6TH .....							
KY,E .....	5.50	239	39	278	332	29	361
KY,W .....	3.50	434	80	514	518	106	624
MI,E .....	13	533	42	575	525	39	564
MI,W .....	4	378	39	417	574	47	621
OH,N .....	10	453	48	501	611	41	652
OH,S .....	6	602	45	647	923	44	967
TN,E .....	3	544	75	619	580	85	665
TN,M .....	3	351	74	425	434	128	562
TN,W .....	3	431	107	538	441	92	533

TABLE X-1  
U.S. DISTRICT COURTS  
WEIGHTED AND UNWEIGHTED FILINGS PER AUTHORIZED JUDGESHIP  
DURING THE TWELVE MONTH PERIOD ENDED JUNE 30, 1983  
(ALL CRIMINAL CASES)

DISTRICT	JUDGE- SHIPS <sup>2</sup>	WEIGHTED FILINGS PER JUDGESHIP <sup>1</sup>			UNWEIGHTED FILINGS PER JUDGESHIP		
		CIVIL	CRIM. <sup>3</sup>	TOTAL	CIVIL	CRIM. <sup>3</sup>	TOTAL
7TH .....							
IL,N .....	16	637	53	690	525	44	569
IL,C .....	3	398	81	479	426	72	498
IL,S .....	2	507	100	607	615	81	696
IN,N .....	4	425	31	456	469	25	494
IN,S .....	5	379	36	415	526	32	558
WI,E .....	4	408	58	466	423	47	470
WI,W .....	2	453	50	503	573	41	614
8TH .....							
AR,E .....	4	447	47	494	527	51	578
AR,W .....	2	434	56	490	562	51	613
IA,N .....	1.50	388	46	434	498	40	538
IA,S .....	2.50	422	43	465	434	35	469
MN .....	6	417	43	460	603	39	642
MO,E .....	5	560	70	630	648	63	711
MO,W .....	6	347	46	393	465	126	591
NE .....	3	475	33	508	527	33	560
ND .....	2	178	59	237	208	52	260
SD .....	3	188	72	260	187	72	259
9TH .....							
AK .....	2	386	60	446	351	100	451
AZ .....	8	231	75	306	418	67	485
CA,N .....	12	431	46	477	599	53	651
CA,E .....	6	286	80	366	316	70	386
CA,C .....	17	519	68	587	467	58	525
CA,S .....	7	240	143	383	329	135	464
HI .....	2	481	126	607	568	1201	1769
ID .....	2	370	57	427	452	68	520
MT .....	2	390	76	466	430	84	514
NV .....	3	424	112	536	460	105	565
OR .....	5	426	34	460	472	35	507
WA,E .....	2	318	78	396	505	103	608
WA,W .....	5	380	75	455	524	168	692

TABLE X-1  
U.S. DISTRICT COURTS  
WEIGHTED AND UNWEIGHTED FILINGS PER AUTHORIZED JUDGESHIP  
DURING THE TWELVE MONTH PERIOD ENDED JUNE 30, 1983  
(ALL CRIMINAL CASES)

DISTRICT	JUDGE- SHIPS <sup>2</sup>	WEIGHTED FILINGS PER JUDGESHIP <sup>1</sup>			UNWEIGHTED FILINGS PER JUDGESHIP		
		CIVIL	CRIM. <sup>3</sup>	TOTAL	CIVIL	CRIM. <sup>3</sup>	TOTAL
10TH .....							
CO.....	6	480	57	537	396	55	451
KS.....	5	454	62	516	491	57	548
NM.....	4	337	59	396	497	56	553
OK,N <sup>5</sup> .....	2.40	427	68	495	472	65	537
OK,E <sup>5</sup> .....	1.35	352	139	491	511	103	614
OK,W <sup>5</sup> .....	4.25	730	95	825	706	141	847
UT.....	3	495	56	551	588	49	637
WY.....	1	559	105	664	540	104	644
11TH .....							
AL,N.....	7	421	52	473	517	74	591
AL,M.....	3	361	57	418	483	95	578
AL,S.....	2	499	38	537	757	36	793
FL,N.....	3	275	44	319	339	28	367
FL,M.....	9	366	56	422	443	49	492
FL,S.....	12	345	98	443	374	99	473
GA,N.....	11	388	41	429	350	40	390
GA,M.....	2	577	92	669	745	377	1122
GA,S.....	3	416	47	463	501	57	558

<sup>1</sup> The case weights are based on the 1979 district court time study conducted by the Federal Judicial Center.

<sup>2</sup> Authorized judgeships as of June 30. Excludes territorial courts.

<sup>3</sup> Excludes transfers.

<sup>4</sup> The allocation of the judgeships to the state of West Virginia was changed by P.L. 97-471, effective January 14, 1983.

<sup>5</sup> Effective July 1, 1982, the allocation of the judgeships for the three courts in the state of Oklahoma was changed at the direction of the Judicial Council of the Tenth Circuit.

TABLE X-1A  
U.S. DISTRICT COURTS  
WEIGHTED AND UNWEIGHTED FILINGS PER AUTHORIZED JUDGESHIP  
DURING THE TWELVE MONTH PERIOD ENDED JUNE 30, 1983  
(CRIMINAL FELONY CASES ONLY)

DISTRICT	JUDGE- SHIPS <sup>2</sup>	WEIGHTED FILINGS PER JUDGESHIP <sup>1</sup>			UNWEIGHTED FILINGS PER JUDGESHIP		
		CIVIL	CRIM. <sup>3</sup>	TOTAL	CIVIL	CRIM. <sup>3</sup>	TOTAL
TOTAL .....	511	420	53	473	472	45	517
DC .....	15	354	24	378	264	20	284
1ST .....							
ME .....	2	338	38	376	432	39	471
MA .....	10	494	31	525	466	28	494
NH .....	2	381	21	402	401	20	421
RI .....	2	425	43	468	409	34	443
PR .....	7	216	30	246	454	36	490
2ND .....							
CT .....	5	523	46	569	537	42	579
NY,N .....	3	526	46	572	555	39	594
NY,E .....	10	503	53	556	528	44	572
NY,S .....	27	401	30	431	361	24	385
NY,W .....	3	392	68	460	461	59	520
VT .....	2	220	26	246	245	22	267
3RD .....							
DE .....	3	265	23	288	289	16	305
NJ .....	11	509	57	566	450	31	481
PA,E .....	19	395	32	427	338	21	359
PAM .....	5	307	71	378	358	34	392
PA,W .....	10	304	31	335	360	17	377

TABLE X-1A  
U. S. DISTRICT COURTS  
WEIGHTED AND UNWEIGHTED FILINGS PER AUTHORIZED JUDGESHIP  
DURING THE TWELVE MONTH PERIOD ENDED JUNE 30, 1983  
(CRIMINAL FELONY CASES ONLY)

DISTRICT	JUDGE- SHIPS 2	WEIGHTED FILINGS PER JUDGESHIP 1			UNWEIGHTED FILINGS PER JUDGESHIP		
		CIVIL	CRIM. 3	TOTAL	CIVIL	CRIM. 3	TOTAL
4TH .....							
MD .....	9	388	55	443			
NC,E .....	3	367	69	436	479	42	521
NC,M .....	3	205	73	278	722	59	781
NC,W .....	3	312	108	420	405	69	474
SC .....	8	373	38	411	513	82	595
VA,E .....	8	420	67	487	419	39	458
VA,W .....	4	405	42	447	417	49	466
WV,N 4 .....	2	301	70	371	700	36	736
WV,S 4 .....	4	412	42	454	443	60	503
					479	34	513
5TH .....							
LA,E .....	13	438	41	479	515	31	546
LA,M .....	2	488	34	522	684	35	719
LA,W .....	5	498	28	526	643	29	672
MS,N .....	2	522	30	552	652	29	681
MS,S .....	3	737	52	789	779	44	823
TX,N .....	9	461	70	531	399	64	463
TX,E .....	4	548	37	585	561	37	598
TX,S .....	13	440	113	553	592	115	707
TX,W .....	6	385	126	511	511	127	638
6TH .....							
KY,E .....	5.50	239	38	277			
KY,W .....	3.50	434	52	486	332	27	359
MI,E .....	13	533	39	572	518	47	565
MI,W .....	4	378	34	412	525	35	560
OH,N .....	10	453	47	500	574	39	613
OH,S .....	6	602	42	644	611	39	650
TN,E .....	3	544	69	613	923	37	960
TN,M .....	3	351	61	412	580	71	651
TN,W .....	3	431	104	535	434	76	510
					441	83	524



TABLE X-1A  
U.S. DISTRICT COURTS  
WEIGHTED AND UNWEIGHTED FILINGS PER AUTHORIZED JUDGESHIP  
DURING THE TWELVE MONTH PERIOD ENDED JUNE 30, 1983  
(CRIMINAL FELONY CASES ONLY)

DISTRICT	JUDGE- SHIPS <sup>2</sup>	WEIGHTED FILINGS PER JUDGESHIP <sup>1</sup>			UNWEIGHTED FILINGS PER JUDGESHIP		
		CIVIL	CRIM. <sup>3</sup>	TOTAL	CIVIL	CRIM. <sup>3</sup>	TOTAL
7TH .....							
IL,N .....	16	637	47	684	525	37	562
IL,C .....	3	398	70	468	426	56	482
IL,S .....	2	507	98	605	615	76	691
IN,N .....	4	425	30	455	469	24	493
IN,S .....	5	379	32	411	526	28	554
WI,E .....	4	408	53	461	423	42	465
WI,W .....	2	453	49	502	573	40	613
8TH .....							
AR,E .....	4	447	44	491	527	45	572
AR,W .....	2	434	53	487	562	46	608
IA,N .....	1.50	388	43	431	498	36	534
IA,S .....	2.50	422	38	460	434	32	466
MN .....	6	417	42	459	603	38	641
MO,E .....	5	560	69	629	648	61	709
MO,W .....	6	347	42	389	485	34	499
NE .....	3	475	31	506	527	28	555
ND .....	2	178	55	233	208	46	254
SD .....	3	188	69	257	187	66	253
9TH .....							
AK .....	2	386	38	424	351	39	390
AZ .....	8	231	70	301	418	60	478
CA,N .....	12	431	40	471	598	41	639
CA,E .....	6	286	74	360	316	57	373
CA,C .....	17	519	65	584	467	54	521
CA,S .....	7	240	127	367	329	116	445
HI .....	2	481	59	540	568	47	615
ID .....	2	370	53	423	452	60	512
MT .....	2	390	73	463	430	76	506
NV .....	3	424	104	528	460	94	554
OR .....	5	426	32	458	472	32	504
WA,E .....	2	318	76	394	505	96	601
WA,W .....	5	380	55	435	524	48	572

TABLE X-1A  
U.S. DISTRICT COURTS  
WEIGHTED AND UNWEIGHTED FILINGS PER AUTHORIZED JUDGESHIP  
DURING THE TWELVE MONTH PERIOD ENDED JUNE 30, 1983  
(CRIMINAL FELONY CASES ONLY)

DISTRICT	JUDGE- SHIPS <sup>2</sup>	WEIGHTED FILINGS PER JUDGESHIP <sup>1</sup>			UNWEIGHTED FILINGS PER JUDGESHIP		
		CIVIL	CRIM. <sup>3</sup>	TOTAL	CIVIL	CRIM. <sup>3</sup>	TOTAL
10TH .....							
CO .....	6	480	52	532	396	43	439
KS .....	5	454	53	507	491	49	540
NM .....	4	337	53	390	497	45	542
OK,N <sup>5</sup> .....	2.40	427	66	493	472	61	533
OK,E <sup>5</sup> .....	1.35	352	134	486	511	94	605
OK,W <sup>5</sup> .....	4.25	730	79	809	706	52	758
UT .....	3	495	54	549	588	41	629
WY .....	1	559	99	658	540	87	627
11TH .....							
AL,N .....	7	421	47	468	517	49	566
AL,M .....	3	361	47	408	483	44	527
AL,S .....	2	499	37	536	757	35	792
FL,N .....	3	275	43	318	339	26	365
FL,M .....	9	366	52	418	443	43	486
FL,S .....	12	345	88	433	374	87	461
GA,N .....	11	388	38	426	350	32	382
GA,M .....	2	577	65	642	745	56	801
GA,S .....	3	416	44	460	501	37	538

<sup>1</sup> The case weights are based on the 1979 district court time study conducted by the Federal Judicial Center.

<sup>2</sup> Authorized judgeships as of June 30. Excludes territorial courts.

<sup>3</sup> Excludes transfers.

<sup>4</sup> The allocation of the judgeships to the state of West Virginia was changed by P.L. 97-471, effective January 14, 1983.

<sup>5</sup> Effective July 1, 1982, the allocation of the judgeships for the three courts in the state of Oklahoma was changed at the direction of the Judicial Council of the Tenth Circuit.

**TABLE X-4 U.S. DISTRICT COURTS**  
**CLASS ACTION CIVIL CASES PENDING, BY NATURE OF SUIT AND DISTRICT AS OF JUNE 30, 1983**

[illegible]

511

[illegible]

TABLE X-4 U.S. DISTRICT COURTS  
CLASS ACTION CIVIL CASES PENDING, BY NATURE OF SUIT AND DISTRICT AS OF JUNE 30, 1983

CIRCUIT AND DISTRICT	TOTAL CIVIL CASES	UNITED STATES CASES															
		TOTAL U.S. CIVIL	CON- TRACT	LAND CONDEM- NATION	OTHER REAL PROP- ERTY	TORT ACTIONS	ANTI- TRUST	CIVIL RIGHTS	PRISONER PETITIONS				FORFEIT- URES AND PENAL- TIES	LABOR SUITS	SOCIAL SECURITY	TAX SUITS	ALL OTHER
									MOTIONS TO VACATE SENTENCE	HABEAS CORPUS	CIVIL RIGHTS	MAN- DAMUS AND OTHER					
4TH . . . .	178	29	2	-	1	-	-	12	-	-	1	1	-	-	4	-	8
MD . . . . .	72	19	-	-	-	-	-	9	-	-	-	-	-	-	3	-	7
NC,E . . . . .	9	1	-	-	-	-	-	1	-	-	-	-	-	-	-	-	-
NC,M . . . . .	16	2	-	-	1	-	-	-	-	-	-	-	-	-	1	-	-
NC,W . . . . .	13	2	1	-	-	-	-	1	-	-	-	-	-	-	-	-	-
SC . . . . .	26	-	-	-	-	-	-	-	-	-	-	-	-	-	-	-	-
VA,E . . . . .	5	1	-	-	-	-	-	-	-	-	-	1	-	-	-	-	-
VA,W . . . . .	10	-	-	-	-	-	-	-	-	-	-	-	-	-	-	-	-
WV,N . . . . .	7	-	-	-	-	-	-	-	-	-	-	-	-	-	-	-	-
WV,S . . . . .	20	4	1	-	-	-	-	1	-	-	1	-	-	-	-	-	1
5TH . . . . .	419	35	-	-	-	1	-	28	-	-	-	1	-	1	2	-	2
LA,E . . . . .	44	5	-	-	-	1	-	4	-	-	-	-	-	-	-	-	-
LA,M . . . . .	7	-	-	-	-	-	-	-	-	-	-	-	-	-	-	-	-
LA,W . . . . .	18	-	-	-	-	-	-	-	-	-	-	-	-	-	-	-	-
MS,N . . . . .	49	3	-	-	-	-	-	3	-	-	-	-	-	-	-	-	-
MS,S . . . . .	53	4	-	-	-	-	-	3	-	-	-	-	-	-	1	-	-
TX,N . . . . .	85	10	-	-	-	-	-	8	-	-	-	-	-	-	1	-	1
TX,E . . . . .	51	3	-	-	-	-	-	3	-	-	-	-	-	-	-	-	-
TX,S . . . . .	91	8	-	-	-	-	-	6	-	-	-	-	-	1	-	-	1
TX,W . . . . .	21	2	-	-	-	-	-	1	-	-	-	1	-	-	-	-	-
6TH . . . . .	236	19	2	-	1	-	-	8	-	-	-	-	-	-	2	-	6
KY,E . . . . .	37	4	-	-	-	-	-	1	-	-	-	-	-	-	1	-	2
KY,W . . . . .	31	2	-	-	-	-	-	1	-	-	-	-	-	-	-	-	1
MI,E . . . . .	13	-	-	-	-	-	-	-	-	-	-	-	-	-	-	-	-
MI,W . . . . .	15	3	-	-	1	-	-	-	-	-	-	-	-	-	1	-	1
OH,N . . . . .	79	3	1	-	-	-	-	1	-	-	-	-	-	-	-	-	1
OH,S . . . . .	18	1	1	-	-	-	-	-	-	-	-	-	-	-	-	-	-
TN,E . . . . .	3	1	-	-	-	-	-	1	-	-	-	-	-	-	-	-	-
TN,M . . . . .	4	1	-	-	-	-	-	1	-	-	-	-	-	-	-	-	-
TN,W . . . . .	36	4	-	-	-	-	-	3	-	-	-	-	-	-	-	-	-

TABLE X-4 U. S. DISTRICT COURTS  
CLASS ACTION CIVIL CASES PENDING, BY NATURE OF SUIT AND DISTRICT AS OF JUNE 30, 1983

CIRCUIT AND DISTRICT	PRIVATE CASES																
	TOTAL PRIVATE CIVIL	CON- TRACT	REAL PROP- ERTY	FELA	MARINE PERSONAL INJURY	MOTOR VEHICLE PERSONAL INJURY	OTHER PERSONAL INJURY	OTHER TORT ACTIONS	ANTI- TRUST	CIVIL RIGHTS	COM- MERCE	PRISONER PETITIONS			COPYRIGHT PATENT TRADEMARK	LABOR SUITS	ALL OTHER
												HABEAS CORPUS	CIVIL RIGHTS	MAN- DAMUS AND OTHER			
4TH ..	149	8	-	-	-	-	4	6	7	76	-	-	10	-	-	11	27
MD .....	53	-	-	-	-	-	-	3	3	24	-	-	5	-	-	4	14
N.C.E. ....	8	-	-	-	-	-	-	-	-	7	-	-	1	-	-	-	-
N.C.M. ....	14	-	-	-	-	-	-	-	-	10	-	-	-	-	-	-	4
N.C.W. ....	11	-	-	-	-	-	-	-	-	11	-	-	-	-	-	-	-
SC .....	26	3	-	-	-	-	2	1	2	10	-	-	-	-	-	1	7
V.A.E. ....	4	-	-	-	-	-	1	-	1	1	-	-	-	-	-	-	1
V.A.W. ....	10	2	-	-	-	-	-	2	-	3	-	-	1	-	-	2	-
W.V.N. ....	7	1	-	-	-	-	-	-	1	3	-	-	-	-	-	2	-
W.V.S. ....	16	2	-	-	-	-	1	-	-	7	-	-	3	-	-	2	1
5TH ..	384	11	3	-	4	1	9	6	14	254	-	-	34	-	-	20	28
L.A.E. ....	39	1	1	-	1	-	-	2	2	25	-	-	2	-	-	2	3
L.A.M. ....	7	-	-	-	-	-	-	-	-	6	-	-	1	-	-	-	-
L.A.W. ....	18	-	-	-	-	-	2	-	1	12	-	-	3	-	-	-	-
MS.N. ....	46	2	-	-	-	-	-	-	2	36	-	-	4	-	-	2	-
MS.S. ....	49	2	1	-	1	-	-	-	1	35	-	-	2	-	-	2	5
TX.N. ....	75	2	-	-	-	-	1	1	5	51	-	-	-	-	-	5	10
TX.E. ....	48	2	1	-	-	-	6	-	2	30	-	-	7	-	-	-	-
TX.S. ....	83	1	-	-	2	-	-	2	-	54	-	-	10	-	-	6	8
TX.W. ....	19	1	-	-	-	1	-	1	1	5	-	-	5	-	-	3	2
6TH ..	217	10	2	-	-	-	14	11	5	119	-	-	12	-	-	16	28
KY.E. ....	33	2	-	-	-	-	6	2	-	11	-	-	3	-	-	4	5
KY.W. ....	29	1	1	-	-	-	2	3	-	12	-	-	-	-	-	2	8
MI.E. ....	13	-	-	-	-	-	-	1	-	9	-	-	1	-	-	-	2
MI.W. ....	12	-	-	-	-	-	-	-	-	8	-	-	2	-	-	1	1
OH.N. ....	76	4	-	-	-	-	1	1	4	51	-	-	4	-	-	6	5
OH.S. ....	17	2	-	-	-	-	1	4	-	5	-	-	-	-	-	1	4
TN.E. ....	2	-	-	-	-	-	1	-	-	-	-	-	-	-	-	-	1
TN.M. ....	3	-	-	-	-	-	-	-	-	3	-	-	-	-	-	-	-
TN.W. ....	32	1	1	-	-	-	3	-	1	20	-	-	2	-	-	2	2

TABLE X-4 U. S. DISTRICT COURTS  
CLASS ACTION CIVIL CASES PENDING, BY NATURE OF SUIT AND DISTRICT AS OF JUNE 30, 1983

CIRCUIT AND DISTRICT	TOTAL CIVIL CASES	UNITED STATES CASES															
		TOTAL U.S. CIVIL	CON- TRACT	LAND CONDEM- NATION	OTHER REAL PROP- ERTY	TORT ACTIONS	ANTI- TRUST	CIVIL RIGHTS	PRISONER PETITIONS				FORFEIT- URES AND PENAL- TIES	LABOR SUITS	SOCIAL SECURITY	TAX SUITS	ALL OTHER
									MOTIONS TO VACATE SENTENCE	HABEAS CORPUS	CIVIL RIGHTS	MAN- DAMUS AND OTHER					
7TH . . . .	292	18	2	-	-	1	-	11	-	-	-	-	-	1	-	-	3
IL,N . . . .	201	14	2	-	-	1	-	7	-	-	-	-	-	1	-	-	3
IL,C . . . .	6	1	-	-	-	-	-	-	-	-	-	-	-	-	-	-	-
IL,S . . . .	6	1	-	-	-	-	-	1	-	-	-	-	-	-	-	-	-
IN,N . . . .	41	2	-	-	-	-	-	2	-	-	-	-	-	-	-	-	-
IN,S . . . .	21	1	-	-	-	-	-	1	-	-	-	-	-	-	-	-	-
WI,E . . . .	12	-	-	-	-	-	-	-	-	-	-	-	-	-	-	-	-
WI,W . . . .	5	-	-	-	-	-	-	-	-	-	-	-	-	-	-	-	-
8TH . . . .	207	20	1	-	1	-	-	13	-	-	1	-	-	-	-	-	4
AR,E . . . .	58	5	-	-	1	-	-	3	-	-	-	-	-	-	-	-	1
AR,W . . . .	5	1	-	-	-	-	-	1	-	-	-	-	-	-	-	-	-
IA,N . . . .	3	1	1	-	-	-	-	-	-	-	-	-	-	-	-	-	-
IA,S . . . .	12	1	-	-	-	-	-	1	-	-	-	-	-	-	-	-	-
MN . . . . .	69	3	-	-	-	-	-	2	-	-	1	-	-	-	-	-	-
MO,E . . . .	21	2	-	-	-	-	-	2	-	-	-	-	-	-	-	-	-
MO,W . . . .	17	2	-	-	-	-	-	2	-	-	-	-	-	-	-	-	-
NE . . . . .	17	4	-	-	-	-	-	2	-	-	-	-	-	-	-	-	2
ND . . . . .	2	1	-	-	-	-	-	-	-	-	-	-	-	-	-	-	1
SD . . . . .	3	-	-	-	-	-	-	-	-	-	-	-	-	-	-	-	-
9TH . . . .	222	43	8	11	1	2	1	7	-	-	-	-	-	-	2	-	11
AK . . . . .	5	3	-	-	1	-	-	1	-	-	-	-	-	-	-	-	1
AZ . . . . .	41	6	-	-	-	-	-	2	-	-	-	-	-	-	-	-	3
CAN . . . .	33	8	3	-	-	-	1	2	-	-	-	-	-	-	1	-	2
CA,E . . . .	11	2	-	-	-	-	-	-	-	-	-	-	-	-	-	-	2
CA,C . . . .	9	-	-	-	-	-	-	-	-	-	-	-	-	-	-	-	-
CAS . . . .	26	3	1	-	-	-	-	1	-	-	-	-	-	-	-	-	1
HI . . . . .	23	2	-	-	-	1	-	1	-	-	-	-	-	-	-	-	-
ID . . . . .	2	1	-	-	-	1	-	-	-	-	-	-	-	-	-	-	-
MT . . . . .	8	-	-	-	-	-	-	-	-	-	-	-	-	-	-	-	-
NV . . . . .	11	1	1	-	-	-	-	-	-	-	-	-	-	-	-	-	-
OR . . . . .	9	-	-	-	-	-	-	-	-	-	-	-	-	-	-	-	-
WA,E . . . .	25	6	3	-	-	-	-	-	-	-	-	-	-	-	1	-	2
WA,W . . . .	6	-	-	-	-	-	-	-	-	-	-	-	-	-	-	-	-
GUAM . . . .	11	11	-	11	-	-	-	-	-	-	-	-	-	-	-	-	-
NMI . . . . .	2	-	-	-	-	-	-	-	-	-	-	-	-	-	-	-	-

TABLE X-4 U.S. DISTRICT COURTS  
CLASS ACTION CIVIL CASES PENDING, BY NATURE OF SUIT AND DISTRICT AS OF JUNE 30, 1983

CIRCUIT AND DISTRICT	PRIVATE CASES																
	TOTAL PRIVATE CIVIL	CON- TRACT	REAL PROP- ERTY	FELA	MARINE PERSONAL INJURY	MOTOR VEHICLE PERSONAL INJURY	OTHER PERSONAL INJURY	OTHER TORT ACTIONS	ANTI- TRUST	CIVIL RIGHTS	COM- MERCE	PRISONER PETITIONS			COPYRIGHT PATENT TRADEMARK	LABOR SUITS	ALL OTHER
												HABEAS CORPUS	CIVIL RIGHTS	MAN- DAMUS AND OTHER			
7TH ..	274	13	-	-	-	1	2	9	33	129	1	-	22	-	-	19	45
IL.N. ....	187	11	-	-	-	1	1	8	29	75	1	-	9	-	-	12	40
IL.C. ....	6	1	-	-	-	-	-	-	-	4	-	-	1	-	-	1	-
IL.S. ....	5	-	-	-	-	-	-	-	-	-	-	-	-	-	-	-	-
IN.N. ....	39	1	-	-	-	-	1	1	1	26	-	-	1	-	-	4	4
IN.S. ....	20	-	-	-	-	-	-	-	-	13	-	-	5	-	-	1	1
WI.E. ....	12	-	-	-	-	-	-	-	3	4	-	-	4	-	-	1	-
WI.W. ....	5	-	-	-	-	-	-	-	-	3	-	-	2	-	-	-	-
8TH ..	187	6	1	-	-	-	3	1	14	104	-	-	7	1	1	6	43
AR.E. ....	53	-	-	-	-	-	-	-	-	51	-	-	-	-	-	2	-
AR.W. ....	4	-	-	-	-	-	-	-	-	4	-	-	-	-	-	-	-
IA.N. ....	2	1	-	-	-	-	-	-	-	1	-	-	-	-	-	-	-
IA.S. ....	11	-	-	-	-	-	-	-	-	10	-	-	-	-	-	-	1
MN. ....	66	1	-	-	-	-	1	-	6	18	-	-	3	-	1	2	34
MO.E. ....	19	1	-	-	-	-	1	1	-	7	-	-	3	-	-	1	5
MO.W. ....	15	1	-	-	-	-	1	-	8	4	-	-	-	-	-	-	1
NE. ....	13	2	-	-	-	-	-	-	-	8	-	-	1	-	-	1	1
ND. ....	1	-	1	-	-	-	-	-	-	-	-	-	-	-	-	-	-
SD. ....	3	-	-	-	-	-	-	-	-	1	-	-	-	1	-	-	1
9TH ..	179	12	-	-	1	2	12	4	32	60	2	-	11	-	1	6	36
AK. ....	2	-	-	-	-	-	-	-	-	-	-	-	-	-	-	2	-
AZ. ....	35	-	-	-	-	-	-	-	19	7	-	-	-	-	-	1	8
CA.N. ....	25	-	-	-	-	-	3	1	1	9	-	-	-	-	1	-	10
CA.E. ....	9	-	-	-	-	-	-	-	2	7	-	-	-	-	-	-	-
CAC. ....	9	-	-	-	-	1	-	-	1	5	-	-	-	-	-	-	2
CAS. ....	23	7	-	-	-	1	1	-	1	3	-	-	-	-	-	-	10
HI. ....	21	3	-	-	1	-	1	3	2	7	-	-	-	-	-	1	3
ID. ....	1	-	-	-	-	-	-	-	-	-	-	-	-	-	-	1	-
MT. ....	8	1	-	-	-	-	-	-	-	3	1	-	1	-	-	-	2
NY. ....	10	1	-	-	-	-	3	-	1	3	-	-	-	-	-	-	-
OR. ....	9	-	-	-	-	-	-	-	2	4	-	-	2	-	-	-	1
WA.E. ....	19	-	-	-	-	-	1	-	1	9	-	-	7	-	-	1	-
WA.W. ....	6	-	-	-	-	-	2	-	2	2	-	-	-	-	-	-	-
GUAM. ....	-	-	-	-	-	-	-	-	-	-	-	-	-	-	-	-	-
NMI. ....	2	-	-	-	-	-	1	-	-	1	-	-	-	-	-	-	-



**TABLE X-4 U.S. DISTRICT COURTS  
CLASS ACTION CIVIL CASES PENDING, BY NATURE OF SUIT AND DISTRICT AS OF JUNE 30, 1983**

[illegible]

TABLE X-4 U. S. DISTRICT COURTS  
CLASS ACTION CIVIL CASES PENDING, BY NATURE OF SUIT AND DISTRICT AS OF JUNE 30, 1983

CIRCUIT AND DISTRICT	PRIVATE CASES																
	TOTAL PRIVATE CIVIL	CON- TRACT	REAL PROP- ERTY	FELA	MARINE PERSONAL INJURY	MOTOR VEHICLE PERSONAL INJURY	OTHER PERSONAL INJURY	OTHER TORT ACTIONS	ANTI- TRUST	CIVIL RIGHTS	COM- MERCE	PRISONER PETITIONS			COPYRIGHT PATENT TRADEMARK	LABOR SUITS	ALL OTHER
												HABEAS CORPUS	CIVIL RIGHTS	MAN- DAMUS AND OTHER			
10TH	87	9	2	-	-	1	1	1	4	38	-	-	6	-	-	4	21
CO . . . .	22	3	-	-	-	1	-	-	1	11	-	-	2	-	-	1	3
KS . . . .	34	2	1	-	-	-	1	1	1	19	-	-	1	-	-	2	6
NM . . . .	7	2	1	-	-	-	-	-	1	1	-	-	1	-	-	-	1
OK,N . . .	10	2	-	-	-	-	-	-	-	-	-	-	1	-	-	-	7
OK,E . . .	2	-	-	-	-	-	-	-	-	1	-	-	-	-	-	-	1
OK,W . . .	6	-	-	-	-	-	-	-	1	1	-	-	-	-	-	1	3
UT . . . .	5	-	-	-	-	-	-	-	-	4	-	-	1	-	-	-	-
WY . . . .	1	-	-	-	-	-	-	-	-	1	-	-	-	-	-	-	-
11TH	241	15	5	-	1	-	3	8	11	118	-	1	38	-	-	14	27
AL,N . . .	37	1	1	-	-	-	1	3	-	23	-	-	2	-	-	5	1
AL,M . . .	27	2	-	-	-	-	-	-	1	15	-	-	7	-	-	1	1
AL,S . . .	13	-	-	-	-	-	-	-	-	8	-	-	3	-	-	-	2
FL,N . . .	8	-	-	-	-	-	-	-	-	8	-	-	-	-	-	-	-
FL,M . . .	33	3	-	-	-	-	1	-	-	14	-	-	8	-	-	2	5
FL,S . . .	53	2	3	-	-	-	-	4	8	20	-	-	4	-	-	2	10
GAN . . .	42	6	1	-	-	-	-	1	1	15	-	1	8	-	-	2	7
GAM . . .	14	-	-	-	1	-	-	-	1	9	-	-	2	-	-	1	-
GAS . . .	14	1	-	-	-	-	1	-	-	6	-	-	4	-	-	1	1

TABLE X-5 U.S. DISTRICT COURTS  
CLASS ACTION CIVIL CASES COMMENCED, BY BASIS OF JURISDICTION AND NATURE OF SUIT  
DURING THE TWELVE MONTH PERIODS ENDED JUNE 30, 1982 AND 1983

NATURE OF SUIT	1982	TOTAL	1983				
			U.S. CASES		PRIVATE CASES		
			PLAINTIFF	DEFENDANT	FEDERAL QUESTION	DIVERSITY OF CITIZENSHIP	LOCAL JURISDICTION
TOTAL CASES .....	1,238	1,023	55	95	745	127	1
CONTRACT ACTIONS, TOTAL .....	96	131	52	5	3	70	1
INSURANCE .....	14	11	-	-	-	11	-
MARINE .....	2	2	-	-	2	-	-
MILLER ACT .....	1	1	-	-	1	-	-
NEGOTIABLE INSTRUMENTS .....	3	3	-	-	-	3	-
RECOVERY OF OVERPAYMENTS AND ENFORCEMENT OF JUDGMENTS .....	22	50	50	-	-	-	-
OTHER CONTRACT ACTIONS .....	54	64	2	5	-	56	1
REAL PROPERTY ACTIONS, TOTAL .....	9	17	1	2	1	13	-
CONDEMNATION OF LAND .....	-	1	-	-	1	-	-
FORECLOSURE .....	1	4	1	-	-	3	-
RENT, LEASE, AND EJECTMENT .....	1	3	-	1	-	2	-
TORTS TO LAND .....	5	4	-	1	-	3	-
OTHER REAL PROPERTY ACTIONS .....	2	5	-	-	-	5	-
TORT ACTIONS, TOTAL .....	88	66	-	3	19	44	-
PERSONAL INJURY:							
AIRPLANE .....	1	1	-	-	-	1	-
ASSAULT, LIBEL, AND SLANDER .....	1	2	-	-	1	1	-
EMPLOYERS' LIABILITY ACT .....	2	1	-	-	1	-	-
MARINE .....	5	3	-	-	3	-	-
MOTOR VEHICLE .....	8	4	-	-	-	4	-
MEDICAL MALPRACTICE .....	2	2	-	1	-	1	-
OTHER PERSONAL INJURY .....	36	32	-	-	3	29	-
PERSONAL PROPERTY DAMAGE:							
FRAUD INCLUDING TRUTH IN LENDING .....	27	17	-	-	11	6	-
OTHER PERSONAL PROPERTY DAMAGE .....	6	4	-	2	-	2	-

TABLE X-5 U.S. DISTRICT COURTS  
CLASS ACTION CIVIL CASES COMMENCED, BY BASIS OF JURISDICTION AND NATURE OF SUIT  
DURING THE TWELVE MONTH PERIODS ENDED JUNE 30, 1982 AND 1983

NATURE OF SUIT	1982	1983					
		TOTAL	U.S. CASES		PRIVATE CASES		
			PLAINTIFF	DEFENDANT	FEDERAL QUESTION	DIVERSITY OF CITIZENSHIP	LOCAL JURISDICTION
ACTIONS UNDER STATUTES, TOTAL .....	1,039	799	2	84	713	-	-
ANTITRUST .....	42	49	-	-	49	-	-
BANKRUPTCY SUITS:							
TRUSTEE .....	-	1	-	-	1	-	-
TRANSFER (915B) .....	-	-	-	-	-	-	-
APPEAL (801) .....	1	3	-	-	3	-	-
BANKS AND BANKING .....	3	1	-	-	1	-	-
CIVIL RIGHTS:							
VOTING .....	28	36	-	-	36	-	-
EMPLOYMENT .....	224	156	-	13	143	-	-
ACCOMMODATIONS .....	22	9	-	3	6	-	-
WELFARE .....	47	41	-	7	34	-	-
OTHER CIVIL RIGHTS .....	239	153	-	11	142	-	-
COMMERCE (ICC RATES, ETC.) .....	-	1	-	-	1	-	-
ECONOMIC STABILIZATION ACT .....	-	-	-	-	-	-	-
ENVIRONMENTAL MATTERS .....	1	2	-	-	2	-	-
DEPORTATION .....	1	-	-	-	-	-	-
PRISONER PETITIONS:							
MOTIONS TO VACATE SENTENCE .....	-	-	-	-	-	-	-
HABEAS CORPUS .....	5	1	-	-	1	-	-
MANDAMUS AND OTHER .....	1	2	-	2	-	-	-
CIVIL RIGHTS .....	116	62	-	4	58	-	-
FORFEITURE AND PENALTY:							
AGRICULTURAL ACTS .....	-	-	-	-	-	-	-
FOOD AND DRUG ACT .....	-	-	-	-	-	-	-
AIR TRAFFIC REGULATIONS .....	-	1	1	-	-	-	-
OCCUPATIONAL SAFETY AND HEALTH ACT .....	-	-	-	-	-	-	-
OTHER FORFEITURE AND PENALTY SUITS .....	-	-	-	-	-	-	-

TABLE X-5 U.S. DISTRICT COURTS  
CLASS ACTION CIVIL CASES COMMENCED, BY BASIS OF JURISDICTION AND NATURE OF SUIT  
DURING THE TWELVE MONTH PERIODS ENDED JUNE 30, 1982 AND 1983

NATURE OF SUIT	1982	TOTAL	1983				
			U.S. CASES		PRIVATE CASES		
			PLAINTIFF	DEFENDANT	FEDERAL QUESTION	DIVERSITY OF CITIZENSHIP	LOCAL JURISDICTION
ACTIONS UNDER STATUTES, CONTINUED							
LABOR LAWS:							
FAIR LABOR STANDARDS ACT	17	13	-	-	13	-	-
LABOR MANAGEMENT RELATIONS ACT	19	18	-	1	17	-	-
LABOR MANAGEMENT REPORTING AND DISCLOSURE ACT	5	1	-	-	1	-	-
RAILWAY LABOR ACT	5	3	-	-	3	-	-
OTHER LABOR LITIGATION	24	38	-	2	36	-	-
PROTECTED PROPERTY RIGHTS:							
COPYRIGHT	2	-	-	-	-	-	-
PATENT	1	-	-	-	-	-	-
TRADEMARK	5	-	-	-	-	-	-
SECURITIES, COMMODITIES, AND EXCHANGES	151	133	-	-	133	-	-
SOCIAL SECURITY LAWS:							
HEALTH INSURANCE	1	-	-	-	-	-	-
BLACK LUNG CASES	-	-	-	-	-	-	-
DISABILITY INSURANCE	3	3	-	3	-	-	-
SUPPLEMENTAL SECURITY INCOME	10	4	-	4	-	-	-
RETIREMENT AND SURVIVORS BENEFITS	-	1	-	1	-	-	-
OTHER	10	3	-	3	-	-	-
STATE REAPPORTIONMENT SUITS	1	-	-	-	-	-	-
TAX SUITS	3	4	-	4	-	-	-
CUSTOMER CHALLENGE	-	-	-	-	-	-	-
FREEDOM OF INFORMATION ACT OF 1974	-	-	-	-	-	-	-
OTHER STATUTORY ACTIONS	52	60	1	26	33	-	-
OTHER ACTIONS, TOTAL	6	10	-	1	9	-	-
DOMESTIC RELATIONS	-	-	-	-	-	-	-
INSANITY	-	-	-	-	-	-	-
PROBATE	-	-	-	-	-	-	-
SUITS INVOLVING LOCAL OFFICIALS	6	10	-	1	9	-	-
OTHER	-	-	-	-	-	-	-

**APPENDIX II**  
**PAYMENTS UNDER**  
**THE CRIMINAL JUSTICE ACT**  
**FOR THE FISCAL YEAR 1982**

**TO THE CHAIRMAN AND MEMBERS OF THE JUDICIAL  
CONFERENCE COMMITTEE TO IMPLEMENT  
THE CRIMINAL JUSTICE ACT**

The following is a report of activities relating to the Criminal Justice Act (C.J.A.) during fiscal year 1982, which ended on September 30, 1982.

**Status of Appropriations**

The Congress appropriated \$28,670,000 for "Defender Services" for fiscal year 1982. This amount, together with an unobligated balance carried forward from fiscal year 1981 of approximately \$2,000,000, made a total of \$30,670,000 available for obligations in fiscal year 1982. It is estimated that the entire amount available for fiscal year 1982 will be expended.

Federal Defender Organizations (F.D.O.) <sup>1</sup> .....	\$ 16,089,000
C.J.A. Panel Attorneys .....	11,635,000
Investigative, Expert & Other Services .....	845,000 <sup>2</sup>
Transcripts .....	2,075,000
General Administrative Expenses .....	26,000
<b>Total .....</b>	<b>\$ 30,670,000</b>

<sup>1</sup> The terms Federal Defender Organizations and Federal Defenders, as used in this report, refer to both Federal Public and Community Defender Organizations.

<sup>2</sup> This amount includes F.D.O. expenses of \$345,000 for investigative, expert, and other services which are not included in the F.D.O. total above.

For fiscal year 1983, the House and Senate Committees on Appropriations each recommended an appropriation of \$32,215,000, an amount which is \$1,965,000 less than the budget request. This reduction was applied, in part, to decrease by approximately 10 percent the amounts sought for Federal Defenders in the object classifications for travel, communications, printing, supplies, and equipment. As a result, Federal Defenders were asked to make efforts to achieve savings in these areas.

**Representation in Federal Courts**

During fiscal year 1982, approximately 46,000 persons were represented in the United States courts pursuant to the provisions of the C.J.A. This compares with 44,410 appointments in fiscal year 1981, and 43,242 appointments in fiscal year 1980. The number of appointments in fiscal year 1982 was thus 3.6 percent greater than those in fiscal year 1981 and 6.4 percent greater than in fiscal year 1980.

The following tables compare appointments of counsel, and the distribution of C.J.A. funds, between panel attorneys and Federal Defenders for fiscal years 1980, 1981, and 1982.

Appointments and Funding Distribution by Fiscal Year						
	FY 1980		FY 1981		Projected FY 1982	
	% of CJA Appts.	% of CJA Funds	% of CJA Appts.	% of CJA Funds	% of CJA Appts.	% of CJA Funds
Panel Attys. ....	50.5	40.8	49.3	40.2	50.7	42.6
FDO* ....	49.5	59.2	50.7	59.8	49.3	57.4
<b>Total ...</b>	<b>100.0</b>	<b>100.0</b>	<b>100.0</b>	<b>100.0</b>	<b>100.0</b>	<b>100.0</b>

Cases Opened By Fiscal Year						
	FY 1980	FY 1981	% Change FY 1980-1981	FY 1982	% Change FY 1981-1982	% Change FY 1980-1982
Panel Attys. ....	21,850	21,884	0.1	23,323	6.6	6.7
FDO* ....	21,392	22,526	5.3	22,677	0.6	6.0
<b>Total ...</b>	<b>43,242</b>	<b>44,410</b>	<b>2.7</b>	<b>46,000</b>	<b>3.6</b>	<b>6.4</b>

\* Excludes inmate requests from the United States Medical Center, Springfield, Missouri: 500 in FY 1980; 733 in FY 1981; and 904 in FY 1982.

The following table reflects the actual number of appellate and district court C.J.A. appointments in fiscal years 1978 through 1981, and their distribution between panel attorneys and Federal Defenders. Projections for fiscal years 1982 through 1984 are based upon data through November 30, 1982, historical trends, and information from Federal Defenders and the Executive Office for United States Attorneys.

C.J.A. Appointments, Fiscal Years 1978 through 1981 and Estimates for 1982 through 1984							
Fiscal Year	U.S. Courts of Appeals			U.S. District Courts			Grand Total
	Panel* Attorneys	Defender Offices	Total	Panel* Attorneys	Defender Offices	Total	
<b>Actual:</b>							
1978 ....	2,046	688	2,734	22,168	19,433	41,601	44,335
1979 ....	1,896	724	2,620	20,497	19,947	40,444	43,064
1980 ....	1,793	680	2,473	20,057	20,712	40,769	43,242
1981 ....	1,559	822	2,381	20,325	21,704	42,029	44,410
<b>Estimate:</b>							
1982 ....	1,900	738	2,638	21,423	21,939	43,362	46,000
1983 ....	1,850	900	2,750	20,640	23,610	44,250	47,000
1984 ....	1,950	970	2,920	22,605	23,475	46,080	49,000

\* These figures do not reflect cancellations, waivers, and terminations.

Judiciary caseload statistics for 1982 reflect that during the twelve month period ended June 30, 1982, a total of 32,682 criminal cases were filed — an increase of 4.5 percent from the 1981 level of 31,287.

At the close of statistical year 1982, the pending criminal caseload was 16,659 cases, an increase of 5.1 percent over 1981, its highest level since 1977.

Statistical year 1982 criminal filings increased in 9 of the 15 major offense categories. The following table reflects the offense groups which experienced increases or decreases of more than 10 percent in 1982.

Offense	1981	1982	Percent Change
Auto Theft.....	305	369	21.0
Forgery/Counterfeit.....	1,810	2,128	17.6
Burglary .....	125	143	14.4
Drug Abuse Prev./Control Act .....	3,697	4,193	13.4
Embezzlement .....	1,836	2,072	12.9
Liquor/Internal Rev.....	30	20	-33.3
Homicide .....	186	151	-18.8
Sex Offenses .....	152	135	-11.2

It should be noted that the President has developed a new eight-point program designed to directly challenge both organized crime and drug trafficking throughout the United States. A key component of this program involves the creation of twelve Regional Task Forces (in addition to the ongoing South Florida Task Force) composed of investigators, prosecutors, and other enforcement experts. These Task Forces are scheduled to begin operations in January of 1983 under the direction of the Attorney General, and will utilize the resources of the Federal Bureau of Investigation, the Drug Enforcement Administration, the Internal Revenue Service, the Bureau of Alcohol, Tobacco and Firearms, the Immigration and Naturalization Service, the United States Marshal Service, the United States Customs Service, and the Coast Guard in its efforts directed against organized criminal groups dealing in drugs. In addition, in some regions, the Department of Defense's tracking and pursuit capability will be made available. The requested funding for this Task Force initiative will provide for 1,600 new positions in 1983.

Although it is anticipated that this Federal law enforcement initiative will result in an increased need for counsel and investigative, expert, and other services under the C.J.A., at this point it is too early to predict the degree of impact. The Administrative Office will monitor the implementation of the initiative in order to insure that any resulting increase in the need for defense services can be met as the Task Forces become operational.



### Compensation for Extended or Complex Representation

The following table reflects the number of cases and the amount of excess compensation payments for each fiscal year since 1979. The figures in each column reflect only those claims actually opened and processed during the appropriate fiscal year.

	Excess Compensation Claims Paid							
	FY 1979		FY 1980		FY 1981		FY 1982	
	Number	Total	Number	Total	Number	Total	Number	Total
Felonies . . . . .	279	\$720,967	234	\$565,747	346	\$991,951	338	\$865,371
Misdemeanors . . . . .	8	6,526	9	7,823	15	12,493	29	25,473
Discretionary Appts.* . . . .	42	23,568	43	25,908	150	76,075	165	91,404
Expert & Other Services . . . . .	78	71,288	131	104,045	228	210,484	189	158,347

\* Although the Parole Commission and Reorganization Act of 1976 made the appointment of counsel in parole revocation proceedings mandatory, these appointments are included in "discretionary appointments" for purposes of this chart, as are probation revocation proceedings and post-trial motions after entry of judgment, which are also subject to the same \$250 maximum.

Between fiscal year 1979 and fiscal year 1982 excess payments have increased by 20 percent in felony cases; 290 percent in misdemeanor cases; 288 percent in discretionary matters; and 122 percent in expert and other services claims. For the same period, the number of claims have increased by 21 percent in felony cases; 263 percent in misdemeanor cases; 293 percent in discretionary matters; and 142 percent in expert and other services claims.

During fiscal year 1982:

- 1) There were 1,462 payments in excess of \$1,000 in felony cases approved. The largest of these payments amounted to \$47,035 in an extortion and racketeering case in the Northern District of California. The average for all such payments was \$2,799.
- 2) There were 74 payments in excess of \$400 for extended or complex representation in misdemeanor cases approved. The largest of these payments was \$4,468 in an income tax fraud case in the District of South Dakota. The average for all such payments was \$1,050.
- 3) With regard to payments made for extended or complex discretionary appointments during fiscal year 1982, 590 claims in excess of \$250 were approved. The largest payment was \$5,810 for a habeas petitioner in the Eastern District of Arkansas; and the average for all matters was \$828.

- 4) Between October 1, 1981, and September 30, 1982, 332 claims for compensation for expert and other services of an unusual character or duration were approved and paid. The largest single payment was \$6,688 for an investigator in the District of Arizona; and the average cost per case was \$960.

### Transcripts, Investigative, Expert and Other Services

As of November 30, 1982, a total of \$2,394,573 has been paid from the fiscal year 1982 C.J.A. appropriation for transcripts, investigative, expert and other services. It is estimated that, as later claims attributable to fiscal year 1982 are approved and paid, the total for fiscal year 1982 will amount to \$2,820,000. The following tables reflect the cost of providing these services from fiscal year 1979 through fiscal year 1981, and estimates for fiscal year 1982 through fiscal year 1984.

#### Transcripts, Investigative, Expert and Other Services

Actual	FY 1979	FY 1980	FY 1981
Transcripts . . . . .	\$1,451,517	\$1,827,221	\$1,722,242
Investigators . . . . .	131,431	172,686	220,643
Interpreters . . . . .	95,857	67,140	86,920
Psychiatrists . . . . .	154,057	229,218	254,135
Other Experts . . . . .	139,892	163,621	181,000
<b>Total . . . . .</b>	<b>\$1,972,754</b>	<b>\$2,459,886</b>	<b>\$2,464,940</b>
Estimate	FY 1982	FY 1983	FY 1984
Transcripts . . . . .	\$2,075,000	\$2,175,000	\$2,350,000
Investigators . . . . .	215,000	228,000	260,000
Interpreters . . . . .	134,000	132,000	149,000
Psychiatrists . . . . .	288,000	308,000	355,000
Other Experts . . . . .	208,000	216,000	242,000
<b>Total . . . . .</b>	<b>\$2,920,000</b>	<b>\$3,059,000</b>	<b>\$3,356,000</b>

### **Federal Defender Organizations**

The Federal Public Defender Organization for the District of Hawaii was created at the close of fiscal year 1982.

The temporary branch office of the Federal Public Defender Organization for the Western District of Missouri, which was established in Fort Smith, Arkansas, in October, 1980, terminated operations on February 15, 1982. The office provided representation under the Criminal Justice Act to Cuban refugees detained at nearby Fort Chaffee. Its closing followed the relocation of the last of the refugees to various locations outside of Arkansas. During its sixteen months of operation, the Fort Smith branch office furnished representation in 379 cases, at an average cost of \$310 per case.

Although a final accounting has not yet been completed, the cost of operating the 40 Federal Defender Organizations during fiscal year 1982 is estimated to have been \$16,434,000, \$1,583,000 (9.1 percent) less than the amount authorized. Approximately 81.2 percent of the cost of the operation of the 40 Federal Defender Organizations in fiscal year 1982 was expended for personnel compensation and benefits.

A total of 22,677 cases were opened by Federal Defenders in fiscal year 1982, and 22,249 were closed. More than 70 percent of the reporting Defender Organizations experienced increases in caseload during fiscal year 1982. The office experiencing the highest volume during this period was the Southern District of California with 3,230 openings and 3,238 closings. This includes 2,151 immigration and petty offense cases opened.

Based upon original budget and grant submissions, as a group, Federal Defenders realized 99.2 percent of their projected caseloads, a record high. This compares with 89.9 percent and 84.4 percent for fiscal years 1981 and 1980, respectively.