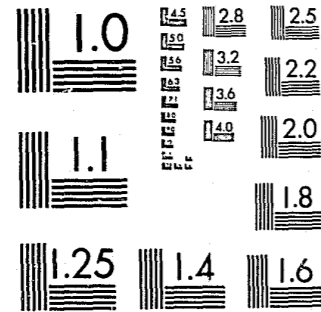


CR-5017  
6-24-84

National Criminal Justice Reference Service



This microfiche was produced from documents received for inclusion in the NCJRS data base. Since NCJRS cannot exercise control over the physical condition of the documents submitted, the individual frame quality will vary. The resolution chart on this frame may be used to evaluate the document quality.



MICROCOPY RESOLUTION TEST CHART  
NATIONAL BUREAU OF STANDARDS-1963-A

Microfilming procedures used to create this fiche comply with the standards set forth in 41CFR 101-11.504.

Points of view or opinions stated in this document are those of the author(s) and do not represent the official position or policies of the U. S. Department of Justice.

National Institute of Justice  
United States Department of Justice  
Washington, D. C. 20531


8/17/84

NATIONAL CENTER  
FOR STATE COURTS



## State court caseload statistics:

## Annual Report 1979




CONFERENCE OF STATE COURT ADMINISTRATORS • ALABAMA • ALASKA • ARIZONA • AR  
CALIFORNIA • COLORADO • CONNECTICUT • DELAWARE • DISTRICT OF COLUMBIA •  
GEORGIA • HAWAII • IDAHO • ILLINOIS • INDIANA • IOWA • KANSAS • KENTUCKY • LO  
MAINE • MARYLAND • MASSACHUSETTS • MICHIGAN • MINNESOTA • MISSISSIPPI • M  
MONTANA • NEBRASKA • NEVADA • NEW HAMPSHIRE • NEW JERSEY • NEW MEXICO • NE  
INA • NORTH DAKOTA • OHIO • OKLAHOMA • OREGON • PENNSYLVANIA •  
UTH CAROLINA • SOUTH DAKOTA • TENNESSEE • TEXAS • UTAH • V  
ASHINGTON • WEST VIRGINIA • WISCONSIN • WYOMING • ALABAMA • ALA  
CALIFORNIA • COLORADO • CONNECTICUT • DELAWARE • DISTRICT OF C  
EORGIA • HAWAII • IDAHO • ILLINOIS • INDIANA • IOWA • KANSAS • KEN  
MAINE • MARYLAND • MASSACHUSETTS • MICHIGAN • MINNESOTA • MIS  
MONTANA • NEBRASKA • NEVADA • NEW HAMPSHIRE • NEW JERSEY • NEW  
NORTH CAROLINA • NORTH DAKOTA • OHIO • OKLAHOMA • OREGON • PE  
• RHODE ISLAND • SOUTH CAROLINA • SOUTH DAKOTA • TENNESSEE • TEXAS  
NIA • WASHINGTON • WEST VIRGINIA • WISCONSIN • WYOMING • ALABAMA

93910

✓  
**State court  
caseload  
statistics:**

**Annual  
Report  
1979**



CONFERENCE OF STATE COURT ADMINISTRATORS • ALABAMA • ALASKA • ARIZONA • AR  
CALIFORNIA • COLORADO • CONNECTICUT • DELAWARE • DISTRICT OF COLUMBIA •  
GEORGIA • HAWAII • IDAHO • ILLINOIS • INDIANA • IOWA • KANSAS • KENTUCKY • LO  
MAINE • MARYLAND • MASSACHUSETTS • MICHIGAN • MINNESOTA • MISSISSIPPI • M  
MONTANA • NEBRASKA • NEVADA • NEW HAMPSHIRE • NEW JERSEY • NEW MEXICO • NE  
NORTH CAROLINA • NORTH DAKOTA • OHIO • OKLAHOMA • OREGON • PENNSYLVANIA •  
ISLAND • SOUTH CAROLINA • SOUTH DAKOTA • TENNESSEE • TEXAS • UTAH • V  
VIRGINIA • WASHINGTON • WEST VIRGINIA • WISCONSIN • WYOMING • ALABAMA • ALA  
ARKANSAS • CALIFORNIA • COLORADO • CONNECTICUT • DELAWARE • DISTRICT OF C  
FLORIDA • GEORGIA • HAWAII • IDAHO • ILLINOIS • INDIANA • IOWA • KANSAS • KEN  
LOUISIANA • MAINE • MARYLAND • MASSACHUSETTS • MICHIGAN • MINNESOTA • MIS  
MISSOURI • MONTANA • NEBRASKA • NEVADA • NEW HAMPSHIRE • NEW JERSEY • NEW  
NEW YORK • NORTH CAROLINA • NORTH DAKOTA • OHIO • OKLAHOMA • OREGON • PE  
PUERTORICO • RHODE ISLAND • SOUTH CAROLINA • SOUTH DAKOTA • TENNESSEE • TEXAS  
UTAH • VIRGINIA • WASHINGTON • WEST VIRGINIA • WISCONSIN • WYOMING • ALABAMA

U.S. Department of Justice  
National Institute of Justice

93910

This document has been reproduced exactly as received from the person or organization originating it. Points of view or opinions stated in this document are those of the authors and do not necessarily represent the official position or policies of the National Institute of Justice.

Permission to reproduce this copyrighted material in microfilm only has been granted by  
**National Center for State Courts**

Go to the National Criminal Justice Reference Service (NCJRS).

Further reproduction outside of the NCJRS system requires permission of the copyright owner.

NCJRS

MAY 21 1984

ACQUISITIONS

NATIONAL CENTER  
FOR STATE COURTS

Court Statistics and  
Information Management project  
April, 1984

**I M P O R T A N T**

We have provided an evaluation sheet at the end of this publication. It will assist us in improving future reports if you complete and return it at your convenience.

This project was supported by Federal Grant No. 83-BJ-CX-K018 awarded to the National Center for State Courts, Williamsburg, Virginia, by the Bureau of Justice Statistics (BJS), U.S. Department of Justice, under the Omnibus Crime Control and Safe Streets Act of 1968, as amended. The Court Statistics and Information Management Project is directed by Victor E. Flango for the National Center for State Courts and monitored by Carla K. Gaskins for BJS. Points of view or opinions stated in this document are those of the author and do not necessarily represent the official position or policies of the U.S. Department of Justice.

Copyright © 1984 by National Center for State Courts  
Printed in United States of America

National Center Publication No. R-0080


This State Court Caseload Statistics: Annual Report, 1979 is the fifth in a series containing statistical caseload data compiled from the annual reports of each state court system and from other available data. This volume results from a cooperative effort between the National Center for State Courts and the Conference of State Court Administrators (COSCA), to develop within the Center a national database of state court caseload statistics. The effort is funded by the Bureau of Justice Statistics.

For the first time, the data reported in this volume are available on computer tape. This will be a major asset to those conducting research on state court management. The Center hopes to continue this automation in future years.

The Court Statistics and Information Management Project (CSIM) continues to expand the scope of its activities and capabilities, shifting its focus from data collection and publication to the analysis of these data for the benefit of the courts community. This Annual Report series,

however, will continue to be the principal project publication. From year to year the reported data demonstrate gradual improvement in the quantity and quality of court data.

The National Center has been assisted in data gathering for the production of the Annual Report by state and local-level court personnel from across the country. The leadership of COSCA and especially the COSCA-CSIS Committee, now chaired by Walter Kane, have helped guide project staff in their search for ways to present these data in a way that is both comprehensive and comprehensible.



Edward B. McConnell  
Executive Director  
National Center for State Courts


The Conference of State Court Administrators (COSCA) continues to support the Court Statistics and Information Management Project in its efforts to establish, within the National Center for State Courts (NCSC), the capability to gather, analyze, and disseminate statistical information on state court systems. The project has been made a cooperative effort between COSCA and the NCSC by giving policy control and direction over the project to a committee composed of state court administrators, court data processing personnel, a trial court administrator, and a representative from the academic community selected by COSCA.

This fifth edition of the Annual Report improves upon the data and tables contained in previous editions of the report. In making these improvements, we continue to be guided by the users of this information. Many of the summary tables have been rearranged to identify comparable data. This is an ongoing process that will continue to benefit from increased awareness of comparable subject-matter jurisdiction among the states. Modifications have also been made to the way in which the trial data from general and limited jurisdiction courts are presented. It is our belief that these additions and modifications will help the users of this report to find the information they need in a form that is useful to them.

This year's automation of the data contained within this Report will greatly enhance staff's ability to conduct sophisticated analysis of court

management data, and facilitate the project's goal of disseminating statistical information in a form conducive to research.

As always, we must caution the reader of this report to pay close attention to all indications of the completeness and comparability of data, and to read the introduction to the report where the methodology used to construct the report is discussed. This year, staff has developed face sheets for the summary tables which further outline the sources of data, the rationale behind some of the summary statistics, and minimum limitations that should be considered in interpreting the data. An inspection of the current edition and the four previous editions of the report should demonstrate to the reader that the quality and quantity of court-related data continue to improve.



Walter J. Kane, Chairman  
COSCA-CSIS Committee  
Conference of State Court  
Administrators

**Conference of State Court Administrators  
Court Statistics and Information Management Project Committee**

Walter J. Kane, Chairman (1982 to present)  
State Court Administrator, Rhode Island

Larry P. Polansky, Chairman (1981 to 1982)  
Executive Officer of the District  
of Columbia Courts

Elizabeth D. Belshaw (1977 to 1979 and  
1981 to 1983)  
State Court Administrator, Oregon

William G. Bohn (1982 to present)  
State Court Administrator, North Dakota

Hugh M. Collins (1982 to present)  
Deputy Judicial Administrator, Louisiana

Sue K. Dosal (1982 to present)  
State Court Administrator, Minnesota

Abraham J. Gafni  
Court Administrator, Supreme Court of Pennsylvania

Roy O. Gulley (1978 to present)  
Director, Administrative Office of the Courts,  
Illinois

L. M. Jacobs IV (1982 to 1984)  
Executive Court Administrator, Detroit, Michigan

J. Denis Moran (1983 to present)  
Director of State Courts, Wisconsin

Richard J. Richardson (1982 to present)  
University of North Carolina

Francis J. Taillefer (1982 to present)  
Director of Information Services, North Carolina

**National Center for State Courts  
Board of Directors**

Chief Justice Ralph J. Erickstad, President  
Supreme Court of North Dakota

Chief Justice W. Ward Reynoldson, President-elect  
Supreme Court of Iowa

Lester Earl Cingcade, Vice-President  
Director of the Courts of Hawaii

Chief Justice B. Don Barnes  
Supreme Court of Oklahoma

Judge Dorothy T. Beasley  
State Court of Fulton County, Georgia

Judge George C. Berry  
Probate Court, Missouri

Presiding Judge Robert C. Broomfield  
Superior Court of Maricopa County, Arizona

Judge Mercedes F. Deiz  
Circuit Court of Multnomah County, Oregon

Haliburton Fales, 2d  
White and Case, New York City, New York

Chief Justice William H. D. Fones  
Supreme Court of Tennessee

Vernon M. Geddy, Jr.  
McGuire, Woods and Battle, Virginia

Chief Justice Edward F. Hennessey  
Supreme Judicial Court of Massachusetts

Presiding Justice John T. Racanelli  
Court of Appeal, California

Judge Kaliste J. Saloom, Jr.  
City Court of Lafayette, Louisiana

Presiding Judge Leo M. Spellacy  
Court of Common Pleas of Cuyahoga County,  
Ohio

Charles H. Starrett, Jr.  
Court Administrator, Court of Common  
Pleas of Allegheny County, Pennsylvania

James D. Thomas  
State Court Administrator, Colorado

Executive Director: Edward B. McConnell

**National Center for State Courts Staff**

**Court Statistics and Information Management  
Project Staff**

Victor E. Flango, Project Director  
Mary Louise Clifford, Staff Associate  
Mary E. Elsner, Staff Associate  
Jeanne A. Ito, Staff Associate  
Robert T. Roper, Staff Associate  
Brenda W. Jones, Administrative Secretary

**Word Processing Department**

Patricia H. Maddox, Word Processing Supervisor  
Lynn C. Adams, Word Processing Secretary  
Stacey A. Healy, Word Processing Secretary

**Publications**

Tina Beaven  
Carolyn R. McMurrin  
Catherine G. Minga

**Student Assistants**

Elizabeth E. Ewing, Legal Research Assistant  
J. Michael Gray, Legal Research Assistant  
Terry N. Grimes, Legal Research Assistant  
Kimberly H. Humes, Legal Research Assistant

John J. Jarosak, Legal Research Assistant  
Patricia L. Phelan, Legal Research Assistant  
William H. Wright, Legal Research Assistant

**Acknowledgments**

The preparation of State Court Caseload Statistics: Annual Report, 1979 has been supervised and greatly assisted by the Court Statistics and Information Systems (CSIS) Committee appointed from the membership of the Conference of State Court Administrators (COSCA). The CSIS Committee members have given generously of their time, talent, and experience, and their participation has been invaluable to the project staff. The positive control exerted by COSCA through this committee, using a review and approval process, has greatly enhanced the quality of this report.

The COSCA CSIS Committee members, however, are not the only COSCA members whose assistance has been vital to the production of this document. The administrators and their staff in all the 50 states, the District of Columbia, Guam, and Puerto Rico have provided the Court Statistics and Information Management Project with whatever research materials they had available, both published and unpublished, and they have been

consistently patient and helpful in answering written and telephoned inquiries for more data or for explanations of the data provided. Their continuing support of the development of a national data base of state court statistics within the National Center for State Courts is the crucial element in determining the quality of the statistics that are being gathered.

The members of the National Conference of Appellate Court Clerks are another indispensable source of much-needed data. The clerks volunteered to provide and verify appellate court data that in many states are unavailable from any other source. Their assistance has been invaluable in increasing both the quantity and the quality of appellate court data available to the project.

The Court Statistics and Information Management Project staff would like to recognize and thank all these many individuals who have contributed to this fifth in the series of annual reports on state court caseload statistics.

## Highlights

Production of the Annual Report series is an evolutionary process with the long-term goal of improving the statistical series playing an important role for the Court Statistics and Information Management Project. This process is further discussed in the introduction.

Data availability has improved greatly from the first half of this century, when the first national compilation of caseload data was attempted. This improvement in the quantity of available data has continued with significantly more data being reported for 1979 and 1978 than for previous years. Some gross volume data are displayed in this report for all appellate courts, for most of the trial courts of general jurisdiction, and for many of the trial courts of limited or special jurisdiction. However, the validity and reliability of much of the data reported has not been ascertained.

Substantial effort by the Court Statistics and Information Management Project (CSIM) staff and the Conference of State Court Administrators CSIS Committee was required to develop a methodology for displaying nationwide state court caseload for the first annual report, published in 1979 to cover the 1975 court year. During preliminary attempts to aggregate available statistics into specific groupings, it became obvious that any realistic compilation must have a structure derived from, not superimposed upon, the data reported by the states. The second annual report (i.e., 1976), published in 1980, reflected that orientation and emphasis, with augmentations made to improve the presentation of the data and to accommodate the addition of limited jurisdiction data. In the third edition of the Annual Report series, the summary tables were extensively revised to reflect recommendations made by members of the Methodological Review Panel. The summary statistics as presented in this fifth annual report reflect the existing situation in state court statistics and are presented in a format designed to increase their usefulness.

For the reader of this document, cautionary notes necessarily abound. Because of many state-to-state variations in the kinds of data reported, the summary tables in this annual report do not permit extensive, valid, direct comparisons of caseload among states without careful examination of all the factors involved in assuring that the data are comparable. Variations in data availability, court organization, subject matter jurisdiction, definitions of case types and units of count, reporting periods, and the degrees of completeness and accuracy of data all combine to make cross-jurisdictional comparisons extremely complex. These variations are discussed in general terms in the introduction to the report. The limitations on analysis section can be found in the face sheets accompanying each summary table.

Comparisons among the 1979 data contained in this report and the 1975, 1976, 1977 and 1978 data contained in the first four reports in this series should be made only after careful examination of the factors mentioned above to ascertain that these factors have not changed for the courts of interest.

The report is divided into two parts, each with its own purpose. The summary statistical tables in Part I were constructed from the individual court profiles for all the states found in Part II.

Depending on the interest of the user, he can proceed from the general to the specific or vice versa. Users of the report may locate a summary table of interest in Part I, for example, one containing caseload inventory data for domestic relations cases. An examination of the data contained in the table may stimulate questions that are answered in part by reference to either the court organization charts or individual court profiles contained in Part II. Another approach is to first examine a court profile in Part II of the document, and then turn to the appropriate summary tables in Part I to compare caseload volume of other courts with similar jurisdiction to that of the court of interest.

This two-part structure for the document required its preparation to proceed in stages. First an overview court organization chart and an individual statistical profile was prepared for each state's appellate and trial courts. The resulting documentation makes up Part II of this report. Data were then compiled into nationwide inventory statistics (begin pending, filed, disposed, and end pending). The inventory statistics were separated where possible into broad case category classifications, chosen to reflect the kinds of data being reported by the states.

Several general observations can be made about the 1979 state court caseload data. First, in addition to the increase in available data, the number of cases filed in the courts has also increased from 1978 to 1979. The caseload estimates indicate that the number of cases filed per judge has increased. Most trial courts also reported increases in the number of filings from 1978 to 1979. Second, the courts have managed to handle this increase in filings fairly well with most courts disposing between 90 and 100 percent of the number of cases filed. A few courts disposed more cases than were filed. The disposition rates of less than 100 percent, however, mean that most courts are adding to their pending caseload. For courts reporting pending caseload, most had increases of less than 20 percent. Finally, for courts reporting pending and filed data, the number of cases pending at the end of the year as a percent of the number of cases filed was less than 60 percent for most courts of last resort, less than 90 percent for most intermediate appellate courts and for civil caseload in most trial courts, less than 50 percent for criminal caseload in most trial courts, and less than 50 percent for juvenile caseload in most trial courts.

The composition of the caseload of the courts is also of interest. In the appellate courts, the data available indicate that approximately 55 percent of the appeals filed in 1979 were civil appeals. For the trial courts in 1979 the caseload estimates indicate that of the 80.5 million cases filed, approximately 14 million were civil cases, 10.6 million were criminal cases, 54.4 million were traffic cases, and 1.8 million were juvenile cases.

The court organization charts and statistical profiles in Part II are helpful references because they indicate not only the organization and subject matter jurisdiction of the courts in each state, but also the differences in reporting periods, units of count, and variations in case categories and classifications. They show at a glance how much data were available for comparison purposes.

## Contents

	Page
Foreword . . . . .	iii
Acknowledgments . . . . .	v
Highlights . . . . .	vi
List of figures . . . . .	vii
List of tables . . . . .	vii
List of state court statistical profiles . . . . .	x

### Part I: 1979 State court caseload summary statistics

Appellate court summary statistics . . . . .	11
Trial court summary statistics . . . . .	50

### Part II: 1979 State court statistical profiles

Explanation of contents of each profile . . . . .	159
Prototype of state court system chart . . . . .	160
Prototype of court of last resort or intermediate appellate court chart . . . . .	161
Prototype of court of general jurisdiction or court of limited jurisdiction chart . . . . .	163
State court profiles: Alabama through Wyoming . . . . .	168

### Introduction

Court Statistics and Information Management Project . . . . .	3
Uses of court statistical data . . . . .	3
Scope of the data in the annual report series . . . . .	3
Data collection . . . . .	4
Data sources . . . . .	4
Verification of data . . . . .	4
Types of data included . . . . .	4
Variations in reporting periods . . . . .	4
Data display . . . . .	5
Case category classifications . . . . .	5
Format used . . . . .	5
Data interpretation . . . . .	7
Continuing development of the series . . . . .	7
Dynamics of improvement . . . . .	8

### Appendices

Appendix A: Technical discussion of estimation procedure . . . . .	489
Appendix B: Sources of 1979 state court caseload statistics . . . . .	492

### List of figures

	Page
Figure A: Reporting periods for state courts, not using the calendar year 1979. . . . .	5
Figure B: Cross-reference to summary tables in previous editions of the Annual Report series. . . . .	6
Figure C: Criminal case unit of count, used by trial courts, by state . . . . .	51

### List of tables

Table 1: Reported and estimated national caseload for courts of last resort, intermediate appellate courts, and all appellate courts, 1979. Estimated cases per judge and per 100,000 population . . . . .	13
Table 2: Reported appellate court caseload for all appellate courts, 1979. Disposed as a percent of filing. Number of courts of last resort and intermediate appellate courts. Reported national totals with number of states reporting and percent of population represented. . . . .	15
Table 3: Detailed caseload categories for courts of last resort, 1979. Appeals, original proceedings, requests to appeal, sentence review only, and total cases. Reported national totals with number of states reporting and percent of population represented . . . . .	18

	Page
Table 4: Detailed caseload categories for intermediate appellate courts, 1979. Appeals, original proceedings, requests to appeal, and total cases. Reported national totals with number of states reporting and percent of population represented. . . . .	20
Table 5: Caseload for appeals and requests to appeal (civil and criminal) and total cases for courts of last resort, 1979 . . . . .	24
Table 6: Caseload for appeals and requests to appeal (civil and criminal) and total cases for intermediate appellate courts, 1979 . . . . .	26
Table 7: Caseload for courts of last resort in states with intermediate appellate courts, 1979. State population. Disposed and end pending as a percent of filed. Number and percent change in pending. Filed and disposed per judge. Filed per 100,000 population. . . . .	30
Table 8: Caseload for courts of last resort in states without intermediate appellate courts, 1979. State population. Disposed and end pending as a percent of filed. Number and percent change in pending. Filed and disposed per judge. Filed per 100,000 population. . . . .	32
Table 9: Caseload for intermediate appellate courts, 1979. State population. Disposed and end pending as a percent of filed. Number and percent change in pending. Filed and disposed per judge. Filed per 100,000 population. . . . .	34
Table 10: Opinions reported by appellate courts, 1979. Courts reporting dispositions by opinion. Number and percent of cases disposed by opinion, by case type. Total cases disposed by opinion, total cases disposed, and number of justices/judges . . . . .	38
Table 11: Time interval (days) data for courts of last resort and intermediate appellate courts, 1979. Courts grouped by beginning event point. Beginning event to briefs filed, to argument or submission, and to decision announced. Argument or submission to decision announced. Type of cases included and statistic type (mean or median) . . . . .	43
Table 12: Filed cases for appellate courts, 1970-1979. Appellate courts reporting five or more years of cases filed data. . . . .	46
Table 13: Number and percent change in filed cases year to year and for 10-year period for appellate courts, 1970-1979. Appellate courts reporting five or more years of cases filed data. . . . .	48
Table 14: Reported national caseload (civil, criminal, traffic, juvenile, and total) in general jurisdiction, limited jurisdiction, and all trial courts, 1979. Estimated civil, criminal, juvenile, traffic, and total cases filed and disposed in all trial courts . . . . .	53
Table 15: Reported total trial court caseload, 1979. General and limited jurisdiction courts. Population. Filed and disposed, disposed as a percentage of filed, and filed per 100,000 population for the civil, criminal, traffic, juvenile, and total state caseload . . . . .	56
Table 16: Civil filed and disposed for general jurisdiction, limited jurisdiction, and all trial courts, 1979. State population. Disposed as a percent of filed . . . . .	67
Table 17: Composition of civil case filings in general jurisdiction courts, 1979. State and court. Civil case categories . . . . .	69
Table 18: Composition of civil case dispositions in general jurisdiction courts, 1979. State and court. Civil case categories . . . . .	71
Table 19: Tort caseload for trial courts, 1979. State population. Courts reporting tort (auto tort, professional tort, product liability tort, and other tort) caseload. Disposed and end pending as a percent of filed. Number and percent change in pending. Filed per 100,000 population . . . . .	75
Table 20: Contract caseload for trial courts, 1979. State population. Courts reporting contract caseload. Disposed and end pending as a percent of filed. Number and percent change in pending. Filed per 100,000 population . . . . .	77
Table 21: Small claims caseload for trial courts, 1979. State population. Courts reporting small claims caseload. Disposed and end pending as a percent of filed. Number and percent change in pending. Filed per 100,000 population . . . . .	78
Table 22: Real property rights caseload for trial courts, 1979. State population. Courts reporting real property rights caseload. Disposed and end pending as a percent of filed. Number and percent change in pending. Filed per 100,000 population . . . . .	80

	Page
Table 23: Domestic relations caseload for trial courts, 1979. State population. Courts reporting domestic relations caseload. Disposed and end pending as a percent of filed. Number and percent change in pending. Filed per 100,000 population . . . . .	82
Table 24: Estate caseload for trial courts, 1979. State population. Courts reporting estate caseload. Disposed and end pending as a percent of filed. Number and percent change in pending. Filed per 100,000 population . . . . .	84
Table 25: Mental health caseload for trial courts, 1979. State population. Courts reporting mental health caseload. Disposed and end pending as a percent of filed. Number and percent change in pending. Filed per 100,000 population . . . . .	86
Table 26: Civil appeals caseload for trial courts, 1979. State population. Courts reporting civil appeals caseload. Disposed and end pending as a percent of filed. Number and percent change in pending. Filed per 100,000 population . . . . .	87
Table 27: Civil jury and non-jury trial dispositions by case type, 1979. State and court. Civil case types. Jury trial definition. Dispositions per case type, number of trials, trials as a percent of dispositions, number of jury trials, jury trials as a percent of dispositions and of trials . . . . .	91
Table 28: Criminal filed and disposed in general jurisdiction, limited jurisdiction, and all trial courts, 1979. State adult population within unit of count groupings. Disposed as a percent of filed. . . . .	97
Table 29: Composition of criminal case filings in general jurisdiction courts, 1979. State and court. Criminal case categories . . . . .	99
Table 30: Composition of criminal case dispositions in general jurisdiction courts, 1979. State and court. Criminal case categories . . . . .	101
Table 31: Felony caseload for general jurisdiction courts, 1979. State adult population within unit of count groupings. Courts reporting felony caseload. Disposed and end pending as a percent of filed. Number and percent change in pending. Filed per 100,000 adult population . . . . .	105
Table 32: Misdemeanor caseload for trial courts, 1979. State adult population within unit of count groupings. Courts reporting misdemeanor caseload. Disposed and end pending as a percent of filed. Number and percent change in pending. Filed per 100,000 adult population . . . . .	106
Table 33: Combined felony and misdemeanor caseload, 1979. State adult population within unit of count groupings. Courts reporting felony, misdemeanor, or felony/misdemeanor caseload. Disposed and end pending as a percent of filed. Number and percent change in pending. Filed per 100,000 adult population . . . . .	109
Table 34: Ordinance violation caseload for trial courts, 1979. State population within unit of count groupings. Courts reporting ordinance violations caseload. Disposed and end pending as a percent of filed. Number and percent change in pending. Filed per 100,000 adult population . . . . .	113
Table 35: Preliminary hearing caseload for trial courts, 1979. State adult population within unit of count groupings. Courts reporting preliminary caseload. Disposed and end pending as a percent of filed. Number and percent change in pending. Filed per 100,000 adult population . . . . .	114
Table 36: Criminal appeals caseload for trial courts, 1979. State adult population within unit of count groupings. Courts reporting criminal appeals caseload. Disposed and end pending as a percent of filed. Number and percent change in pending. Filed per 100,000 adult population . . . . .	116
Table 37: Criminal disposition types for trial courts, 1979. State adult population within unit of count groupings. Courts reporting criminal disposition types. Pleas, total convictions, trial convictions, acquitted, nolle prosequi, and dismissed. Each disposition type as a percent of criminal dispositions . . . . .	118
Table 38: Criminal jury and non-jury trial dispositions by case type, 1979. State and court. Criminal case types. Jury trial definition. Dispositions per case type, number of trials, trials as a percent of dispositions, number of jury trials, jury trials as a percent of dispositions and of trials . . . . .	121
Table 39: Traffic filed and disposed in general jurisdiction, limited jurisdiction, and all trial courts, 1979. State population. Disposed as a percent of filed. . . . .	125
Table 40: DWI/DUI caseload for trial courts, 1979. State population. Courts reporting DWI/DUI caseload. Disposed and end pending as a percent of filed. Number and percent change in pending. Filed per 100,000 population . . . . .	127

Table 41: Traffic disposition types for trial courts, 1979. State population. Courts reporting traffic disposition type data. Pleas, violations bureau, bail or bond forfeitures, total convictions, trial convictions, acquitted, nolle prosequi, and dismissed. Each disposition type as a percent of traffic dispositions . . . . .	130
Table 42: Traffic jury and non-jury trial dispositions, 1979. State and court. Jury trial definition. Number of dispositions and trials. Trials as a percent of dispositions. Numbers of jury trials, jury trials as a percent of dispositions and trials . . . . .	133
Table 43: Juvenile filed and disposed for general jurisdiction, limited jurisdiction, and all trial courts, 1979. State juvenile population. Disposed as a percent of filed. . . . .	137
Table 44: Criminal-type offense caseload for trial courts, 1979. State juvenile population. Courts reporting criminal-type caseload. Disposed and end pending as a percent of filed. Number and percent change in pending. Filed per 100,000 juvenile population . . . . .	139
Table 45: Status offense caseload for trial courts, 1979. State juvenile population. Courts reporting status offenses caseload. Disposed and end pending as a percent of filed. Number and percent change in pending. Filed per 100,000 juvenile population . . . . .	140
Table 46: Non-offense caseload for trial courts, 1979. State juvenile population. Courts reporting non-offense caseload. Disposed and end pending as a percent of filed. Number and percent change in pending. Filed per 100,000 juvenile population . . . . .	141
Table 47: Filed cases (total, civil, criminal, and juvenile cases) for trial courts, 1970-1979. Trial courts reporting five or more years of cases filed data . . . . .	144
Table 48: Number and percent change in filed cases (total, civil, criminal, and juvenile cases) year to year and for 10-year period for trial courts, 1970-1979. Trial courts reporting five or more years of cases filed data . . . . .	150

**List of state court statistical profiles**

	Page		Page
Prototype		Arizona	
State Court System, 1979 . . . . .	160	Arizona Court System, 1979 . . . . .	181
Court of last resort or intermediate appellate court . . . . .	161	Arizona Supreme Court--court of last resort. . . . .	182
Court of general, limited, or special jurisdiction. . . . .	163	Arizona Court of Appeals--intermediate appellate court . . . . .	183
Alabama		Arizona Superior Court--court of general jurisdiction. . . . .	184
Alabama Court System, 1979 . . . . .	168	Arizona Justices of the Peace--court of limited jurisdiction. . . . .	186
Alabama Supreme Court--court of last resort. . . . .	169	Arizona City Magistrates--court of limited jurisdiction. . . . .	186
Alabama Court of Civil Appeals--intermediate appellate court . . . . .	170	Arkansas	
Alabama Court of Criminal Appeals--intermediate appellate court. . . . .	171	Arkansas Court System, 1979. . . . .	188
Alabama Circuit Court--court of general jurisdiction. . . . .	172	Arkansas Supreme Court--court of last resort . . . . .	189
Alabama District Court--court of limited jurisdiction. . . . .	173	Arkansas Court of Appeals--intermediate appellate court . . . . .	191
Alabama Probate Court--court of limited jurisdiction. . . . .	173	Arkansas Circuit Court--court of general jurisdiction. . . . .	192
Alabama Municipal Court--court of limited jurisdiction. . . . .	173	Arkansas Chancery and Probate Court --court of general jurisdiction . . . . .	193
Alaska		Arkansas Court of Common Pleas--court of limited jurisdiction. . . . .	193
Alaska Court System, 1979. . . . .	174	Arkansas County Court--court of limited jurisdiction. . . . .	194
Alaska Supreme Court--court of last resort . . . . .	175	Arkansas Municipal Court--court of limited jurisdiction. . . . .	194
Alaska Superior Court--court of general jurisdiction. . . . .	177	Arkansas City Court, Police Court, and Justice of the Peace Court--courts of limited jurisdiction. . . . .	195
Alaska District Court--court of limited jurisdiction. . . . .	179		
Alaska Magistrates Court--court of limited jurisdiction. . . . .	180		

	Page		Page
California		Georgia	
California Court System, 1979. . . . .	196	Georgia Court System, 1979 . . . . .	232
California Supreme Court--court of last resort . . . . .	197	Georgia Supreme Court--court of last resort. . . . .	233
California Courts of Appeal--intermediate appellate court . . . . .	198	Georgia Court of Appeals--intermediate appellate court . . . . .	233
California Superior Court--court of general jurisdiction. . . . .	199	Georgia Superior Court--court of general jurisdiction. . . . .	234
California Justice Court--court of limited jurisdiction. . . . .	201	Georgia State Court and County Court--courts of limited jurisdiction. . . . .	235
California Municipal Court--court of limited jurisdiction. . . . .	202	Georgia Probate Court--court of limited jurisdiction. . . . .	236
Colorado		Georgia Juvenile Court--court of limited jurisdiction. . . . .	236
Colorado Court System, 1979. . . . .	203	Georgia Municipal Court--court of limited jurisdiction. . . . .	237
Colorado Supreme Court--court of last resort	204	Georgia Civil Court--court of limited jurisdiction. . . . .	237
Colorado Court of Appeals--intermediate appellate court . . . . .	205	Georgia Small Claims Court--court of limited jurisdiction. . . . .	237
Colorado District Court, Denver Superior Court, Denver Juvenile Court, and Denver Probate Court--court of general jurisdiction. . . . .	206	Georgia Magistrate's Court--court of limited jurisdiction. . . . .	237
Colorado Water Court--court of general jurisdiction. . . . .	207	Georgia Justice of the Peace Court--court of limited jurisdiction. . . . .	237
Colorado County Court--court of limited jurisdiction. . . . .	208	Georgia Recorder's Court, Mayor's Court, Municipal Court, City Council Court, Police Court, and Criminal Court--courts of limited jurisdiction . . . . .	237
Colorado Municipal Court--court of limited jurisdiction. . . . .	208		
Connecticut		Guam	
Connecticut Court System, 1979 . . . . .	209	Guam Court System, 1979 . . . . .	238
Connecticut Supreme Court--court of last resort. . . . .	210	Guam Superior Court--Court of general jurisdiction. . . . .	239
Appellate Session of Superior Court, Connecticut--intermediate appellate court . . . . .	210		
Connecticut Superior Court--court of general jurisdiction. . . . .	211	Hawaii	
Connecticut Probate Court--court of limited jurisdiction. . . . .	212	Hawaii Court System, 1979. . . . .	240
		Hawaii Supreme Court--court of last resort . . . . .	241
Delaware		Hawaii Circuit Court--court of general jurisdiction. . . . .	242
Delaware Court System, 1979. . . . .	213	Hawaii Land Court--court of general jurisdiction. . . . .	244
Delaware Supreme Court--court of last resort . . . . .	214	Hawaii Tax Appeal Court--court of general jurisdiction. . . . .	244
Delaware Court of Chancery--court of general jurisdiction. . . . .	215	Hawaii District Court--court of limited jurisdiction. . . . .	245
Delaware Superior Court--court of general jurisdiction. . . . .	216	Idaho	
Delaware Family Court--court of limited jurisdiction. . . . .	218	Idaho Court System, 1979 . . . . .	246
Delaware Justice of the Peace Court--court of limited jurisdiction . . . . .	219	Idaho Supreme Court--court of last resort. . . . .	247
Delaware Court of Common Pleas--court of limited jurisdiction. . . . .	220	Idaho District Court--court of general jurisdiction. . . . .	248
Municipal Court of Wilmington, Delaware--court of limited jurisdiction . . . . .	220	Idaho Magistrates Division of District Court--court of general jurisdiction. . . . .	250
Delaware Alderman's Court--court of limited jurisdiction. . . . .	220		
District of Columbia		Illinois	
District of Columbia Court System, 1979. . . . .	222	Illinois Court System, 1979. . . . .	252
District of Columbia Court of Appeals--court of last resort. . . . .	223	Illinois Supreme Court--court of last resort . . . . .	253
District of Columbia Superior Court--court of general jurisdiction. . . . .	224	Illinois Appellate Court--intermediate appellate court . . . . .	254
		Illinois Circuit Court--court of general jurisdiction. . . . .	255
Florida		Indiana	
Florida Court System, 1979 . . . . .	227	Indiana Court System, 1979 . . . . .	257
Florida Supreme Court--court of last resort. . . . .	228	Indiana Supreme Court--court of last resort. . . . .	258
Florida District Courts of Appeal--intermediate appellate court. . . . .	229	Indiana Court of Appeals--intermediate appellate court . . . . .	259
Florida Circuit Court--court of general jurisdiction. . . . .	230	Indiana Superior Court and Circuit Court--court of general jurisdiction. . . . .	260
Florida County Court--court of limited jurisdiction. . . . .	231	Indiana Probate Court--court of limited jurisdiction. . . . .	262
		Indiana County Court--court of limited jurisdiction. . . . .	263
		Municipal Court of Marion County, Indiana--court of limited jurisdiction . . . . .	264
		Indiana City Court--court of limited jurisdiction. . . . .	264

Indiana Town Court--court of limited jurisdiction. . . . .	264	Massachusetts	
Small Claims Court of Marion County, Indiana--court of limited jurisdiction. . . . .	264	Massachusetts Court System, 1979 . . . . .	298
Iowa		Massachusetts Supreme Judicial Court--court of last resort. . . . .	299
Iowa Court System, 1979. . . . .	265	Massachusetts Appeals Court--intermediate appellate court . . . . .	299
Iowa Supreme Court--court of last resort . . . . .	266	Massachusetts Superior Court Department--court of general jurisdiction . . . . .	300
Iowa Court of Appeals--intermediate appellate court . . . . .	268	Massachusetts Housing Court Department--court of general jurisdiction . . . . .	300
Iowa District Court--court of general jurisdiction. . . . .	269	Massachusetts District Court Department--court of general jurisdiction . . . . .	301
Kansas		Boston Municipal Court Department, Massachusetts--court of general jurisdiction. . . . .	302
Kansas Court System, 1979. . . . .	271	Massachusetts Land Court Department--court of general jurisdiction . . . . .	303
Kansas Supreme Court--court of last resort . . . . .	272	Massachusetts Juvenile Court Department--court of general jurisdiction . . . . .	303
Kansas Court of Appeals--intermediate appellate court . . . . .	273	Massachusetts Probate and Family Court Department--court of general jurisdiction . . . . .	304
Kansas District Court--court of general jurisdiction. . . . .	274	Michigan	
Kansas Municipal Court--court of limited jurisdiction. . . . .	275	Michigan Court System, 1979. . . . .	305
Kentucky		Michigan Supreme Court--court of last resort . . . . .	306
Kentucky Court System, 1979. . . . .	276	Michigan Court of Appeals--intermediate appellate court . . . . .	306
Kentucky Supreme Court--court of last resort . . . . .	277	Michigan Circuit Court--court of general jurisdiction. . . . .	307
Kentucky Court of Appeals--intermediate appellate court . . . . .	278	Michigan Court of Claims--court of general jurisdiction. . . . .	308
Kentucky Circuit Court--court of general jurisdiction. . . . .	279	Recorder's Court of Detroit, Michigan--court of general jurisdiction . . . . .	309
Kentucky District Court--court of limited jurisdiction. . . . .	280	Common Pleas Court of Detroit, Michigan--court of limited jurisdiction . . . . .	310
Louisiana		Michigan District Court--court of limited jurisdiction. . . . .	311
Louisiana Court System, 1979 . . . . .	281	Michigan Municipal Court--court of limited jurisdiction. . . . .	312
Louisiana Supreme Court--court of last resort . . . . .	282	Michigan Probate Court--court of limited jurisdiction. . . . .	313
Louisiana Courts of Appeal--intermediate appellate court . . . . .	283	Minnesota	
Louisiana District Court--court of general jurisdiction. . . . .	284	Minnesota Court System, 1979 . . . . .	314
Louisiana Family Court and Juvenile Court--courts of limited jurisdiction. . . . .	284	Minnesota Supreme Court--court of last resort . . . . .	315
Louisiana City Court, Parish Court, Municipal Court and Traffic Court of New Orleans--courts of limited jurisdiction. . . . .	285	Minnesota District Court--court of general jurisdiction. . . . .	315
Louisiana Justice of the Peace Court--court of limited jurisdiction . . . . .	285	Minnesota County Court--court of limited jurisdiction. . . . .	316
Louisiana Mayor's Court--court of limited jurisdiction. . . . .	285	Minnesota County Municipal Court--court of limited jurisdiction. . . . .	317
Maine		Minnesota Probate Court--court of limited jurisdiction. . . . .	318
Maine Court System, 1979 . . . . .	286	Minnesota Conciliation Court--court of limited jurisdiction. . . . .	318
Maine Supreme Judicial Court--court of last resort . . . . .	287	Mississippi	
Maine Superior Court--court of general jurisdiction. . . . .	288	Mississippi Court System, 1979 . . . . .	319
Maine District Court--court of limited jurisdiction. . . . .	290	Mississippi Supreme Court--court of last resort. . . . .	320
Maine Administrative Court--court of limited jurisdiction. . . . .	291	Mississippi Circuit Court--court of general jurisdiction. . . . .	321
Maine Probate Court--court of limited jurisdiction. . . . .	291	Mississippi Chancery Court--court of general jurisdiction. . . . .	321
Maryland		Mississippi County Court--court of limited jurisdiction. . . . .	321
Maryland Court System, 1975. . . . .	292	Mississippi Justice Court--court of limited jurisdiction. . . . .	321
Maryland Court of Appeals--court of last resort . . . . .	293	Mississippi Family Court--court of limited jurisdiction. . . . .	321
Maryland Court of Special Appeals--intermediate appellate court. . . . .	294	Mississippi Municipal Court--court of limited jurisdiction. . . . .	321
Maryland Circuit Court--court of general jurisdiction. . . . .	295	Missouri	
Maryland District Court--court of limited jurisdiction. . . . .	297	Missouri Court System, 1979. . . . .	322
Maryland Orphan's Court--court of limited jurisdiction. . . . .	297	Missouri Supreme Court--court of last resort . . . . .	323

Missouri Court of Appeals--intermediate appellate court . . . . .	324	New Mexico District Court--court of general jurisdiction. . . . .	359
Missouri Circuit Court court of general jurisdiction . . . . .	325	New Mexico Magistrate Court--court of limited jurisdiction. . . . .	359
Montana		New Mexico Probate Court--court of limited jurisdiction. . . . .	360
Montana Court System, 1979 . . . . .	326	New Mexico Municipal Court--court of limited jurisdiction. . . . .	360
Montana Supreme Court--court of last resort. . . . .	327	Small Claims Court of Albuquerque, New Mexico--court of limited jurisdiction . . . . .	360
Montana District Court--court of general jurisdiction. . . . .	328	New York	
Montana Justice Court--court of limited jurisdiction. . . . .	329	New York Court System, 1979. . . . .	361
Montana City Court--court of limited jurisdiction. . . . .	329	New York Court of Appeals--court of last resort . . . . .	362
Montana Municipal Court--court of limited jurisdiction. . . . .	329	New York Appellate Divisions of the Supreme Court--intermediate appellate court . . . . .	363
Nebraska		New York Appellate Terms of the Supreme Court--intermediate appellate court . . . . .	364
Nebraska Court System, 1979. . . . .	330	New York Supreme Court and County Court--courts of general jurisdiction. . . . .	365
Nebraska Supreme Court--court of last resort . . . . .	331	Civil Court of the City of New York--court of limited jurisdiction . . . . .	366
Nebraska District Court--court of general jurisdiction. . . . .	332	Criminal Court of the City of New York--court of limited jurisdiction . . . . .	367
Nebraska Workmen's Compensation Court--court of limited jurisdiction . . . . .	332	New York Family Court--court of limited jurisdiction. . . . .	368
Nebraska Municipal Court--court of limited jurisdiction. . . . .	333	New York District Court and City Court--courts of limited jurisdiction. . . . .	369
Nebraska Separate Juvenile Court--court of limited jurisdiction. . . . .	333	New York Surrogates' Court--court of limited jurisdiction. . . . .	370
Nebraska County Court--court of limited jurisdiction. . . . .	334	New York Court of Claims--court of limited jurisdiction. . . . .	370
Nevada		New York Town and Village Court--court of limited jurisdiction. . . . .	370
Nevada Court System, 1979. . . . .	336	North Carolina	
Nevada Supreme Court--court of last resort . . . . .	337	North Carolina Court System, 1979. . . . .	371
Nevada District Court--court of general jurisdiction. . . . .	338	North Carolina Supreme Court--court of last resort. . . . .	372
Nevada Justice Court--court of limited jurisdiction. . . . .	339	North Carolina Court of Appeals--intermediate appellate court. . . . .	374
Nevada Municipal Court--court of limited jurisdiction. . . . .	339	North Carolina Superior Court--court of general jurisdiction. . . . .	375
New Hampshire		North Carolina District Court--court of limited jurisdiction. . . . .	376
New Hampshire Court System, 1979 . . . . .	340	North Dakota	
New Hampshire Supreme Court--court of last resort. . . . .	341	North Dakota Court System, 1979. . . . .	378
New Hampshire Superior Court--court of general jurisdiction. . . . .	342	North Dakota Supreme Court--court of last resort. . . . .	379
New Hampshire District Court--court of limited jurisdiction. . . . .	343	North Dakota District Court--court of general jurisdiction. . . . .	380
New Hampshire Probate Court--court of limited jurisdiction. . . . .	344	North Dakota County Court with Increased Jurisdiction--court of limited jurisdiction. . . . .	382
New Hampshire Municipal Court--court of limited jurisdiction. . . . .	345	North Dakota Municipal Court--court of limited jurisdiction. . . . .	383
New Jersey		North Dakota County Probate Court--court of limited jurisdiction. . . . .	383
New Jersey Court System, 1979. . . . .	346	North Dakota County Justice Court--court of limited jurisdiction. . . . .	384
New Jersey Supreme Court--court of last resort. . . . .	347	Ohio	
New Jersey Appellate Division of Superior Court--intermediate appellate court . . . . .	348	Ohio Court System, 1979. . . . .	385
New Jersey Superior Court (Law Division and Chancery Division)--court of general jurisdiction. . . . .	349	Ohio Supreme Court--court of last resort . . . . .	386
New Jersey County District Court--court of limited jurisdiction. . . . .	351	Ohio Court of Appeals--intermediate appellate court . . . . .	386
New Jersey Juvenile and Domestic Relations Court--court of limited jurisdiction. . . . .	353	Ohio Court of Common Pleas--court of general jurisdiction. . . . .	387
New Jersey Municipal Court--court of limited jurisdiction. . . . .	354	Ohio County Court--court of limited jurisdiction. . . . .	389
New Jersey Surrogates. . . . .	354	Ohio Court of Claims--court of limited jurisdiction. . . . .	390
New Mexico		Ohio Municipal Court--court of limited jurisdiction. . . . .	391
New Mexico Court System, 1979. . . . .	355	Ohio Mayors' Court--court of limited jurisdiction. . . . .	392
New Mexico Supreme Court--court of last resort . . . . .	356		
New Mexico Court of Appeals--intermediate appellate court . . . . .	358		



Oklahoma	Rhode Island District Court--court of limited jurisdiction. . . . .	425
Oklahoma Court System, 1979. . . . .	Rhode Island Family Court--court of limited jurisdiction. . . . .	426
Oklahoma Supreme Court--court of last resort. . . . .	Rhode Island Municipal Court--court of limited jurisdiction. . . . .	426
Oklahoma Court of Criminal Appeals--court of last resort. . . . .	Rhode Island Probate Court--court of limited jurisdiction. . . . .	426
Oklahoma Court of Appeals--intermediate appellate court. . . . .	South Carolina	
Oklahoma District Court--court of general jurisdiction. . . . .	South Carolina Court System, 1979. . . . .	427
Oklahoma Worker's Compensation Court--court of limited jurisdiction. . . . .	South Carolina Supreme Court--court of last resort. . . . .	428
Oklahoma Court of Bank Review--court of limited jurisdiction. . . . .	South Carolina Circuit Court--court of general jurisdiction. . . . .	429
Oklahoma Court of Tax Review--court of limited jurisdiction. . . . .	South Carolina County Court and Civil and Criminal Court--courts of limited jurisdiction. . . . .	430
Oklahoma Municipal Criminal Court of Record--court of limited jurisdiction. . . . .	South Carolina Family Court--court of limited jurisdiction. . . . .	430
Oklahoma Municipal Court Not of Record--court of limited jurisdiction. . . . .	South Carolina Magistrate Court--court of limited jurisdiction. . . . .	431
Oregon	South Carolina Probate Court--court of limited jurisdiction. . . . .	431
Oregon Court System, 1979. . . . .	South Carolina Municipal Court--court of limited jurisdiction. . . . .	431
Oregon Supreme Court--court of last resort. . . . .	South Dakota	
Oregon Court of Appeals--intermediate appellate court. . . . .	South Dakota Court System, 1979. . . . .	432
Oregon Circuit Court--court of general jurisdiction. . . . .	South Dakota Supreme Court--court of last resort. . . . .	433
Oregon Tax Court--court of general jurisdiction. . . . .	South Dakota Circuit Court--court of general jurisdiction. . . . .	434
Oregon District Court--court of limited jurisdiction. . . . .	Tennessee	
Oregon County Court--court of limited jurisdiction. . . . .	Tennessee Court System, 1979. . . . .	436
Oregon Justice Court--court of limited jurisdiction. . . . .	Tennessee Supreme Court--court of last resort. . . . .	437
Oregon Municipal court--court of limited jurisdiction. . . . .	Tennessee Court of Appeals--intermediate appellate court. . . . .	438
Pennsylvania	Tennessee Court of Criminal Appeals--intermediate appellate court. . . . .	439
Pennsylvania Court System, 1979. . . . .	Tennessee Circuit Court and Criminal Court--courts of general jurisdiction. . . . .	440
Pennsylvania Supreme Court--court of last resort. . . . .	Tennessee Law and Equity Court--court of general jurisdiction. . . . .	442
Pennsylvania Superior Court--intermediate appellate court. . . . .	Tennessee Chancery Court--court of general jurisdiction. . . . .	443
Pennsylvania Commonwealth Court--intermediate appellate court. . . . .	Tennessee General Sessions Court--court of limited jurisdiction. . . . .	444
Pennsylvania Court of Common Pleas--court of general jurisdiction. . . . .	Tennessee Probate Court--court of limited jurisdiction. . . . .	444
Philadelphia Municipal Court, Pennsylvania--court of limited jurisdiction. . . . .	Tennessee County Court--court of limited jurisdiction. . . . .	444
Philadelphia Traffic Court, Pennsylvania--court of limited jurisdiction. . . . .	Tennessee Juvenile Court--court of limited jurisdiction. . . . .	444
Pennsylvania District Justice Court--court of limited jurisdiction. . . . .	Tennessee Justice of the Peace Court--court of limited jurisdiction. . . . .	444
Pittsburgh City Magistrate Court, Pennsylvania--court of limited jurisdiction. . . . .	Tennessee Municipal Court--court of limited jurisdiction. . . . .	444
Puerto Rico	Texas	
Puerto Rico Court System, 1979. . . . .	Texas Court System, 1979. . . . .	445
Puerto Rico Supreme Court--court of last resort. . . . .	Texas Supreme Court--court of last resort. . . . .	446
Puerto Rico Superior Court--court of general jurisdiction. . . . .	Texas Court of Criminal Appeals--court of last resort. . . . .	447
Puerto Rico District Court--court of limited jurisdiction. . . . .	Texas Courts of Civil Appeals--intermediate appellate court. . . . .	448
Puerto Rico Justices of the Peace--court of limited jurisdiction. . . . .	Texas District Court and Criminal District Court--courts of general jurisdiction. . . . .	449
Puerto Rico Municipal Court--court of limited jurisdiction. . . . .	Texas County Court at Law, Constitutional County Court, and Probate Court--courts of limited jurisdiction. . . . .	451
Rhode Island	Texas Municipal Court--court of limited jurisdiction. . . . .	452
Rhode Island Court System, 1979. . . . .	Texas Justice of the Peace Court--court of limited jurisdiction. . . . .	453
Rhode Island Supreme Court--court of last resort. . . . .		
Rhode Island Superior Court--court of general jurisdiction. . . . .		

Utah	West Virginia	
Utah Court System, 1979. . . . .	West Virginia Court System, 1979. . . . .	474
Utah Supreme Court--court of last resort. . . . .	West Virginia Supreme Court of Appeals--court of last resort. . . . .	475
Utah District Court--court of general jurisdiction. . . . .	West Virginia Circuit Court--court of general jurisdiction. . . . .	476
Utah Circuit Court--court of limited jurisdiction. . . . .	West Virginia Magistrate Court--court of limited jurisdiction. . . . .	477
Utah Justice Court--court of limited jurisdiction. . . . .	West Virginia Municipal Court--court of limited jurisdiction. . . . .	477
Utah Juvenile Court--court of limited jurisdiction. . . . .	Wisconsin	
Vermont	Wisconsin Court System, 1979. . . . .	478
Vermont Court System, 1979. . . . .	Wisconsin Supreme Court--court of last resort. . . . .	479
Vermont Supreme Court--court of last resort. . . . .	Wisconsin Court of Appeals--intermediate appellate court. . . . .	480
Vermont Superior Court--court of general jurisdiction. . . . .	Wisconsin Circuit Court court of general jurisdiction. . . . .	481
Vermont District Court--court of general jurisdiction. . . . .	Wisconsin Municipal Justice Court--court of limited jurisdiction. . . . .	482
Vermont Probate Court--court of limited jurisdiction. . . . .	Wyoming	
Virginia	Wyoming Court System, 1979. . . . .	483
Virginia Court System, 1979. . . . .	Wyoming Supreme Court--court of last resort. . . . .	484
Virginia Supreme Court--court of last resort. . . . .	Wyoming District Court--court of general jurisdiction. . . . .	485
Virginia Circuit Court--court of general jurisdiction. . . . .	Wyoming County Court and Justice of the Peace Court--court of limited jurisdiction. . . . .	486
Virginia District Court--court of limited jurisdiction. . . . .	Wyoming Municipal Court--court of limited jurisdiction. . . . .	486
Washington		
Washington Court System, 1979. . . . .		
Washington Supreme Court--court of last resort. . . . .		
Washington Court of Appeals--intermediate appellate court. . . . .		
Washington Superior Court--court of general jurisdiction. . . . .		
Washington District Court and Justices of the Peace--courts of limited jurisdiction. . . . .		
Washington Municipal and Police Court--court of limited jurisdiction. . . . .		

## Introduction

## Introduction

### Courts Statistics and Information Management Project

The Annual Report series of state court caseload statistics is the product of the continuing cooperative relationship between the Conference of State Court Administrators (COSCA) and the National Center for State Courts (NCSC). Financial management, project management, and project staffing responsibility are assumed by the Court Statistics and Information Management (CSIM) Project, formerly called the National Court Statistics Project (NCSP) of the NCSC. COSCA, through its Court Statistics and Information Systems Committee, provides general policy review, guidance, and control over all project activities. The series is funded by the Bureau of Justice Statistics.

The twin goals of the Court Statistics and Information Management Project are to collect, compile, analyze, and disseminate state court caseload statistics and to help states improve the quality of the data they report by assisting them in resolving their statistical problems. The Annual Report series responds directly to the first goal by compiling all available state court caseload data from the 50 states, the District of Columbia, Guam, and Puerto Rico.<sup>1</sup>

### Uses of court statistical data

The four major uses of court statistical data, as identified in the NCSP publications, State Court Caseload Statistics: The State of the Art and Court Case Management Information Systems Manual<sup>2</sup>, are (1) operational (aiding in the execution of routine day-to-day activities at the local level); (2) management (decision making at the state or local level concerned with improvement of the court process and system-wide efficiency in the use of court resources); (3) internal planning and research (goal setting and policy planning to establish long-term programs and identify evolving problems); and (4) indirect court uses (decision making by those outside the courts concerned with policymaking or research about court operations). The various uses of court statistics require different levels of detail and analysis, but the availability of detailed statistics is dependent upon the statistical reporting system used at the state or local level. This annual report has restricted its scope to the level of detail currently available from state-level reporting systems.

Operational decisions are made at the local level and require detailed information on a case-by-case basis. These decisions must be made daily and cannot be based upon year-end summary statistics such as those contained in this 1979 report.

<sup>1</sup>Repetition of "50 states, the District of Columbia, Guam, and Puerto Rico" becomes very cumbersome. Throughout the rest of this report, "states" and "court systems" will be used for the reporting units that include the District of Columbia, Guam, and Puerto Rico.

<sup>2</sup>National Court Statistics Project, National Center for State Courts, State Court Caseload Statistics: The State of the Art (Washington, D.C.: U.S. Government Printing Office, 1978). Clifford and Jensen, Court Case Management Information Systems Manual (Williamsburg, National Center for State Courts, 1983).

Management decisions can be made at either the state or local level and require aggregation of detailed information used for operational decisions. Caseload management data such as that needed to determine the status of the preparation of the record for appeal or to generate exception reports are gathered by some state reporting systems, but this kind of information is also case specific and too detailed to be compiled and used for nationwide comparisons. In contrast, state-level summary statistics are useful for management purposes in areas such as comparisons of time lapses in case processing to establish norms or guides; analyses to determine assignments of judges needed to relieve backlog; analyses to determine the need for additional judges, support personnel, or facilities; and analyses to determine the impact of an intermediate appellate court on the state system.

In response to the recognized need for certain management data nationally, the 1979 Annual Report has concentrated on uniformly classifying caseload data and on compiling available case processing time data. Caseload and case processing are major components of court workload, which the NCSP has defined to mean all court-related matters that consume time and effort (hence, purely administrative and ministerial functions are also included as workload). Measurement of court workload per se is not directly addressed in this report, but caseload inventory data and data regarding the number of trials do provide partial indications of the extent of judicial activity. The data presented in this report reflect the quantity of management data now available from each state's reporting system in published and unpublished reports.

Internal planning and research, as well as planning and research by those outside the court system, require a much wider range of data and analysis than operational and management decisions. The information necessary for these purposes often includes not only an aggregation of data on caseload and caseload but also specific data regarding status of cases, as well as information on court operations, judicial budgets, actions prior to filing a case, and actions after disposition of a case. Of interest to some individuals within and outside the court system are studies on a wide range of other subjects, such as the effect and cost of litigation, bail availability and uniformity including recognizance/10% bail programs, the validity of case weighting techniques, sentence disparity patterns, the effects of plea negotiation on caseloads, and the impact of legislation. To answer these questions is, however, beyond the capabilities of most state or even local court information systems. Basic information on caseload and caseload is adequate for many other planning and research issues where the level of needed detail is not as high. These latter kinds of issues include, for example, case filing and disposition trend analysis, caseload composition analysis, analysis of reversal rates, time lapse analysis to establish norms and guides, and forecasting of caseload volumes to determine resource and facilities needs.

### Scope of the data in the annual report series

The first annual report (1975) presented available caseload data for state appellate courts and trial courts of general jurisdiction, and for selected categories (juvenile, domestic relations, probate, and mental health) in limited jurisdiction courts. The second annual report

(1976) again presented available data for appellate courts and courts of general jurisdiction, and also included all available caseload data for all limited jurisdiction courts. As data from each court level become more complete, future aggregation of trial court caseloads should become more meaningful.

The 1976 report was expanded to include Puerto Rico. Data from Guam were added for the 1977 court year. The scope of future reports will be broadened to include American Samoa and the Virgin Islands when these data become available.

This report reflects court organization and jurisdiction as it existed in 1979, but the reader should keep in mind that court systems are not static entities. For example, in 1979, Connecticut consolidated its trial courts, eliminating its Juvenile Court and Court of Common Pleas and shifting this jurisdiction to its Superior Court. Massachusetts unified all its trial courts into a new Trial Court of the Commonwealth; all the former courts became divisions of the new unified court. The dollar amount limits of civil jurisdiction have changed in many courts. Because court organizational or jurisdictional characteristics change over time, caution should be exercised in attempting to compare the data in this 1979 report with earlier data or with more current data.

#### Data collection

**Data sources.** The sources of data for the tables presented in this series are published annual reports provided by the states and unpublished statistical material requested of and supplied by state court administrators and appellate court clerks. (Appendix B of this report identifies the sources of data from each state.) Additional relevant information was secured from appropriate personnel in each state. Telephone contact and follow-up correspondence were used to collect missing data, confirm the accuracy of available data, and determine the legal jurisdiction of each court. Information was collected concerning the number of judges per court or court system (from annual reports, offices of state court administrators, and appellate clerks); the state population (based on Bureau of the Census 1979 revised estimates); other 1979 demographic data (taken from the Statistical Abstract of the United States: 1980); and special characteristics regarding subject matter jurisdiction and court structure. When explanation of a court's jurisdiction was not directly obtainable, information from the State Court Organization, 1980<sup>4</sup> was used.

**Verification of data.** With the cooperation of the Conference of State Court Administrators, all data after CSIM classification were submitted for review and verification to the appropriate state court administrator's office. An additional check was provided through the cooperation of the National Conference of Appellate Court Clerks (NCACC), which invited CSIM staff to submit

<sup>3</sup>U.S. Bureau of the Census, Statistical Abstract of the United States: 1980 (Washington, D.C.: U.S. Government Printing Office, 1980).

<sup>4</sup>National Court Statistics Project, National Center for State Courts, State Court Organization, 1980 (Washington, D.C.: U.S. Government Printing Office, 1982).

appellate court data for review and verification to the appropriate clerk of the appellate court in each state. This process also included followup by CSIM staff through telephone or letter contact with the state personnel. Forty-nine of the 53 states and territories covered by this report verified the data for 1979. Finally, the format, content, and limitations of data tables have been reviewed and approved by the COSCA CSIS Committee, which guides the Court Statistics and Information Management Project.

In order to produce the statistics contained in this report, a great deal of effort was expended by CSIM Project staff in collecting missing data, whether from published or ancillary sources, in defining terminology, and in identifying categories in which cases should be placed. In other words, data contained in this report cannot be replicated solely from available published material. Yet even after this extensive data-gathering effort, large gaps remain in the data collected.

An extensive effort was required to validate CSIM classification of data provided by the states and to avoid further distortion of any data received. Although attempts to reconcile obvious discrepancies in reported data were made, the CSIM Project staff did not have the resources to assess the underlying validity or accuracy of the data received from the states. For example, the published cumulative case statistics for appellate courts or for trial courts frequently did not balance with reported totals within each category. Such discrepancies were seldom footnoted or explained in published state reports. These discrepancies are, however, footnoted in the court statistical profiles in Part II of this report.

**Types of data included.** Because few states report data suitable for all kinds of planning and research purposes, and because most states report only certain types of data, the NCSIP initially chose to include in the national series only those kinds of data that either were already fairly widely available or could be made available without requiring undue effort. Enough states reported trend data, caseload by category, number of reversals, and time-to-disposition data to warrant inclusion of these topics in this report, and some preliminary analyses can be made. For those states not supplying basic data, gaps and "not/available" entries in the profiles draw attention to the missing data. In the past, all data supplied by a state, complete or not, were entered in the summary tables. In 1979 and following years only data that are complete (or at least 90% complete for a case category) are displayed in the summary tables because only these data are comparable. As more data become available in coming years, the annual report series can be expanded to include broader and more sophisticated compilations and analyses.

Many current variations in court data, as indicated by profile footnotes, must be considered before summary tables can be constructed to make comparisons among courts or states. Variations that limit the comparability of the 1979 data include: court organization, subject matter jurisdiction, case definition, completeness, accuracy, and reporting periods. These variations (with the exception of variations in reporting periods) are discussed on the face sheets to the summary tables.

**Variations in reporting periods.** As indicated on profile headings and in Figure A, most states

FIGURE A:  
Reporting periods for state courts, not using the calendar year 1979.

State	Reporting Period				
	7/01/78- 6/30/79	8/01/78- 7/31/79	9/01/78- 8/31/79	10/01/78- 9/30/79	12/1/78- 11/30/79
Alabama				All courts	
California	All courts				
Colorado	All courts				
Connecticut	All courts				
Delaware	All courts				
Georgia	All other courts		Supreme Court		
Hawaii	All courts				
Kansas	All courts				
Kentucky	All courts				
Maryland	All courts				
Massachusetts	All trial courts		All appellate courts		
Michigan	All courts but Court of Appeals				
Missouri	All courts				
Montana	All trial courts				
Nebraska	Workmen's Compensation Court		Supreme Court		
New Hampshire	All courts				
New Jersey				All courts	
North Carolina	All trial courts			Supreme Court	
Puerto Rico	All courts				
Rhode Island					Supreme Court
South Carolina	County Court and Civil and Criminal Court				
South Dakota	All court				
Utah	All but Supreme Court and Juvenile Court				
Vermont	All courts				
West Virginia					Circuit Court

report data by calendar year; many report by fiscal year, however, and a few report appellate court data by court term. Therefore, the time spans covered in this report are not always directly comparable.

Although data included in this report cover reporting periods of approximately uniform length, the starting and ending dates for the reporting periods vary both within and among states. Differences in reporting periods have little effect on cumulative data elements such as filing and dispositions since no matter when the reporting period began and ended, the data cover one complete year. Pending data are greatly affected, though, since they represent a "snapshot" in time and can vary greatly depending on when that snapshot was taken. Figure A displays the actual reporting periods for all courts not using the calendar year for the reporting period.

#### Data display

**Case category classifications.** CSIM case categories used for this 1979 report are those chosen by the COSCA CSIS Committee for inclusion in the State Court Model Annual Report and State Court Model Statistical Dictionary. These case categories appear as principal headings in the summary tables in Part I, and in each court's profile in Part II. Terminology used within each state is displayed on each court's profile as subheadings under the boldface CSIM main headings. The CSIM main headings are categories used uniformly for all the states. For example, a state's "application for leave to appeal" was classified under the CSIM category of request to appeal in all tables. Explanations used in source documents to clarify a state's data are included, as are explanations to clarify project staff's

arrangement of those data. These appear, where appropriate, as footnotes in each court's profile and as footnotes to the summary tables.

**Format used.** Profiles (Part II). After the 1979 case data available from each state were classified, a profile of the courts in each state was constructed. Each state profile for 1979 contains the following:

--A chart depicting the organization of the court system within the state, the jurisdiction and route of appeal for each court, the number of judges, and information on the types of trials.

--A set of tables containing the case-related data received from each state court or court system.

Summary Tables (Part I). Complete data from each state profile were transferred into summary tables designed to display the kinds of available data that could be aggregated. The summary tables are divided into two major sections (appellate and trial) to reflect the two major levels of court.

Appellate courts include both courts of last resort (the final court or courts of appeal within a particular state) and intermediate appellate courts (the court or courts in which the primary work is the disposition of initial appeals received from trial courts of general jurisdiction or administrative agencies, and in which some decisions are subject to appeal or review by a court of last resort). For purposes of displaying data, the courts of last resort have been divided into two groups: those in states with intermediate appellate courts and those in states without intermediate appellate courts. With few exceptions, this division conveniently separates courts of last resort according to whether they have almost complete discretionary jurisdiction. Courts of last resort in states without intermediate appellate courts generally have

**FIGURE B:**  
Cross-reference to summary tables in previous editions of the Annual Report series.

	Corresponding table numbers for previous reports			
	1975	1976	1977	1978
<b>1979 APPELLATE COURT SUMMARY TABLES:</b>				
1. Caseload estimates	1	1	1	1
2. Total reported caseload	2	2	2	2
3. Caseload categories for COLR	5	3	3	3
4. Caseload categories for IAC's	6	4	4	4
-----				
5. Civil and criminal appeals and requests to appeal for COLR	19	11	8	8
6. Civil and criminal appeals and requests to appeal for IAC's	20	12	9	9
7. COLR w/IAC caseload	7,8,9,10	5,6	5	5
8. COLR w/out IAC caseload	11,12,13,14	7,8	6	6
-----				
9. IAC caseload	15,16,17,18	9,10	7	7
10. Number of court opinions				10
11. Time interval data	21	13	10	11
12. Historical filing data		14	11	12
13. Change in historical filing data		15	12	13
-----				
<b>1979 TRIAL COURT SUMMARY TABLES:</b>				
14. Caseload estimates		16	13	14
15. Total reported caseload		17,18,19	14,15,16	15,16,17
16. Civil filed and disposed		20	17	18
17. Composition of civil general jurisdiction filings	28		18	19
18. Composition of civil general jurisdiction dispositions	28		19	20
-----				
19. Tort caseload		23	20	21
20. Contract caseload		24	21	22
21. Small claims caseload		25	22	23
22. Real property rights caseload		26	23	24
23. Domestic relations caseload	29	27	24	25
-----				
24. Estate caseload	30	28	25	26
25. Mental health caseload	31	29	26	27
26. Civil appeals caseload		30	27	28
27. Civil trials		48	47	29
28. Criminal filed and disposed		31	28	30
-----				
29. Composition of criminal general jurisdiction filings	34		29	31
30. Composition of criminal general jurisdiction dispositions	34		30	32
31. Felony caseload	35,36	32	31	33
32. Misdemeanor caseload		33	32	34
33. Felony/misdemeanor caseload		34	33	35
-----				
34. Ordinance violation caseload		35	34	36
35. Preliminary hearing caseload		36	35	37
36. Criminal appeals caseload		37	36	38
37. Type of disposition for criminal cases		38	37	39
38. Criminal trials		39,48	38,47	40
-----				
39. Traffic filed and disposed		40	39	41
40. DWI/DUI caseload		41	40	42
41. Type of disposition for traffic cases		43	42	44
42. Traffic trials		48	47	45
43. Juvenile filed and disposed	42	44	43	46
-----				
44. Criminal-type offense caseload		45	44	47
45. Status offense caseload		46	45	48
46. Non-offense caseload		47	46	49
47. Historical filing data		49	48	50
48. Change in historical filing data		50	49	51

IAC = Intermediate Appellate Court  
COLR = Court of Last Resort

little or no discretionary jurisdiction, although there are exceptions, such as Virginia and West Virginia.

For purposes of this report, a trial court is considered to be a court of general jurisdiction if it meets one of the following criteria:

--The individual state considers it a general jurisdiction court.

--Felony cases are tried and felony sentences given for all types of felony cases.

--The judges of the court are general jurisdiction court judges sitting on temporary assignment.

All other trial courts are classified as limited or special jurisdiction courts.

In the 1975 Annual Report, the states were arranged alphabetically in all summary tables. In 1976 the trial courts handling criminal cases were grouped according to the way in which criminal cases were counted in each court. In the 1979 report, a further evolution in the grouping of states has been added to all trial court case type tables (except juvenile) in order to place together those courts that have similar subject matter jurisdiction. Trial court case type tables are arranged in this volume as follows:

**Complete state data:**

1. Exclusive court jurisdiction: States where one court has exclusive case type jurisdiction.
2. Not exclusive court jurisdiction: States where two or more courts have case type jurisdiction.

**Incomplete state data:**

3. States where one or more courts have case type jurisdiction, but complete data are not reported by one or more courts.

**Footnotes.** Standard footnote headings specifying the completeness and quality of the data are used on all court profiles and will continue to be used in the Annual Report series. Footnotes that contain necessary information on the quality of the data are included on the summary tables. If more information on the data presented in the summary tables is needed, the user should consult the individual court profiles where all footnotes are given.

**Data interpretation**

Several devices are used in the summary tables for analyzing the caseload data. The measures selected for use vary according to the data being analyzed and are explained in the face sheets accompanying each group of summary tables under headings such as disposed cases as a percent of filed cases, end pending cases as a percent of filed cases, number and percent change in pending caseload, filed cases per unit of population, disposed and end pending cases per unit of population, and filed and disposed cases per judge.

In addition, estimates of national caseload totals are found on Tables 1 and 14. An explanation of the estimation procedure will be found in Appendix A.

**Continuing development of the series**

The Annual Report series is an evolving product. It is anticipated that additions and refinements will be made to successive volumes in the series. Between 1975 and 1976, the amount of

data contained in the report was greatly increased by the inclusion of data from all special and limited jurisdiction courts. This trend continued in 1977 and 1978. In the 1979 report, face sheets have been added to the summary tables to explain the type and depth of analysis considered by the CSIM Project to be meaningful, given the quality and completeness of the data. In addition, over half the trial court tables have been rearranged to group those states in which case category data can be compared. This kind of rearrangement will continue in succeeding volumes. As more is learned about the quality of the data, more specific suggestions will be given for their proper use, along with warnings to help avoid their abuse. Figure B presents a helpful cross-reference to summary tables in previous editions of this series. This will assist the user to locate similar information that may have been rearranged on the summary tables over the years.

It is important to the long-term improvement of the statistical series that these early volumes in the series be circulated widely enough to encourage reader/user ideas and commentary, and that they be used as a vehicle for developing solutions to problems encountered during the statistical series production process. As each successive volume is published, the CSIM Project can consider the feedback subsequently received from users of the documents, thereby further enhancing succeeding volumes. During this process, the availability to future researchers of successive-year data compilations will preserve complete time series information. The drawbacks occasioned by limitations in data currently available are greatly outweighed by the importance of having data available for all years in the continuing statistical series.

In order to improve the quality of data contained in future volumes of the Annual Report series, the CSIM staff and COSCA CSIS Committee will consider the feasibility of conducting audits of selected data from particular courts. It is anticipated that the combination of these "mini-audits" and technical assistance by project staff to states requesting an assessment of and assistance in improving their statistical report systems will systematically improve the validity and reliability of the data contained in the Annual Report series.

It should also be pointed out that for the first time, the data contained in this report are available in computer-readable form. There are five data sets: appellate caseload, trial caseload, criminal dispositions, civil dispositions, and traffic dispositions. These data sets were used to construct 37 of the 48 summary tables. This year, Tables 10-13, 27, 37-38, 41-42, and 47-48 were still compiled by hand. This number should get smaller in future years. This automation process has spotlighted the need for more specific information on subject-matter jurisdiction. It has also mandated a reorganization of disposition types which will appear in future reports.

As states gradually increase the quantity and quality of data available to the CSIM Project, the problems presently caused by incomplete data will decrease. Progressive improvements should be apparent to the reader of successive volumes in the series.

Future analysis will not only describe court systems as they exist at the present time but will also predict where they are going. The purpose will be to identify existing or developing

problems and suggest solutions. Research proposed by the CSIM Project is not anticipated to be exhaustive, but will concentrate on those questions considered to be of greatest interest and importance to the courts and research communities.

#### Dynamics of improvement

Ideas and suggestions for improvement of this state court caseload statistical series have come from many sources, and have provided the creative stimulus needed to assess current CSIM efforts constructively and to map future directions.

Continuation of evolutionary improvement in this statistical series rests, ultimately, upon the ability of the CSIM Project to maintain a productive dialogue and flow of ideas among the producer-compilers of the Annual Report, its data sources, and its end users. Much improvement in state court statistics has already been achieved, but much remains to be done.

Because of their importance and potential impact for improving the national statistical series on caseloads, the Model Annual Report and Model Statistical Dictionary need to be briefly described.

During compilation of the State of the Art and the 1975 Annual Report, a staggering classification problem resulted from the multitude of terms being used by the states to report their caseloads. The need for both a model annual report and a statistical dictionary of terms for court usage became obvious. These documents, published in 1980, are to be used as tools to assist the states in improving their statistics. Such improvement should eventually be reflected in future annual reports.

The State Court Model Annual Report<sup>5</sup> is a flexible working outline of critically needed, basic management data that should, as a minimum, be included in state court annual reports. The model identifies the kinds of data and the types of display needed for caseload and other management. The State Court Model Statistical Dictionary<sup>6</sup> is a companion document which provides common terminology, definitions, and usage for reporting civil, criminal, traffic, juvenile, and appellate caseload inventory and manner of disposition as presented in the model annual report. The classification structure and definitions serve as models of preferred terminology and meanings for purposes of statewide and national comparison. The first edition of the dictionary covers those data elements essential for classifying court caseload inventory and manner of disposition. A supplement to the dictionary, published in 1984, contains revisions of those terms that experience has demonstrated needed improvement, as well as additional data

<sup>5</sup>National Court Statistics Project, National Center for State Courts, State Court Model Annual Report (Williamsburg, VA, 1980).

<sup>6</sup>National Court Statistics Project, National Center for State Courts, State Court Model Statistical Dictionary (Washington, D.C.: U.S. Court Printing Office, 1980).

element sets for court caseload (events in case processing) which are needed to determine status of pending cases.

Both of these documents must be viewed as a logical first step in promoting comparable court statistics. They were not available to states in time to affect their reporting systems or the national Annual Reports before 1980.

Nevertheless, their effect will be noticeable in each succeeding national-level Annual Report because CSIM technical assistance effort is interwoven with the Annual Report national statistical series. This is accomplished by helping states adopt the suggestions in the model annual report and model statistical dictionary and by proactive identification of particular state systems that could benefit from technical assistance directed at helping resolve existing methodological problems of classification structure, terminology, definition of local data-reporting procedures, and data handling/transformation procedures. To the extent that such technical assistance suggestions are adopted, individual states directly benefit and the Annual Report national statistical series indirectly benefits.

Future versions of the model annual report and model statistical dictionary will consider development of finer levels of detail, expansion of the classification structure, and addition of other significant information.

State Court Organization, 1980<sup>7</sup> is also related to the annual report in that it contains the types of organizational information most often sought by court administrators and researchers.

The Court Case Management Information System Manual<sup>8</sup> was produced jointly by the National Court Statistics Project and the State Judicial Information Systems Project to provide a methodology for building a court information system that would provide the data needed for both daily court operations and longer-term case management, resource allocation, and strategic planning.

The process of building toward meaningful statistics takes time. Concurrently with expanding and refining the Annual Report national statistical series, the CSIM effort must encourage movement toward quality and precision in state court statistics. The necessarily long-term nature of this evolutionary process will contribute greatly to year-to-year improvements and enhancements of the statistical series. Given the complexity of the problems being faced, building toward comparability, quality assurance, and appropriate detail is a necessary incremental process. It is in this light that the CSIM Project presents the data and analysis contained in the Annual Report, 1979.

<sup>7</sup>See footnote 4, above.

<sup>8</sup>See footnote 2, above.

## Part I 1979 State court caseload summary statistics

## Part I 1979 State court caseload summary statistics

### Appellate court summary statistics

In this section, tables are presented to show the caseload of appellate courts in 1979. Appellate courts are subdivided into courts of last resort (the final court of appeal within a particular state) and intermediate appellate courts (courts whose primary work is the disposition of initial appeals received from trial courts of general jurisdiction or administrative agencies, and whose decisions are usually subject to appeal or review by a court of last resort within a given state). For purposes of data presentation, in some tables, the courts of last resort have been divided further into courts of last resort in states with intermediate appellate courts and courts of last resort in states without intermediate appellate courts.

Data presented in the following tables were compiled from all data that were available, both in annual reports and in unpublished data provided by individual appellate court clerks and state court administrators.

Three factors restrict comparability from state to state of these appellate court caseload data. These are variations in court jurisdiction, variations in case classification, and variations in the way cases are counted.

Major variation from state to state in court jurisdiction among appellate courts results from the kind and amount of discretionary jurisdiction over initial appeals granted to courts of last resort and to intermediate appellate courts. States having both levels of appellate courts generally direct the more difficult appeals to the court of last resort, but these are not necessarily the same types of cases in every state. Similarly, trial courts of general jurisdiction in some states have incidental appellate jurisdiction. These courts may receive a large portion of the initial appeals, while other states that do not assign appellate jurisdiction to general jurisdiction courts will have all of their appeals heard in the appellate courts. In these states the appellate courts will have a much higher filing rate, but not necessarily more workload than in those states where appeals are heard in general jurisdiction courts. Another variation in appellate court jurisdiction is in the amount of discretion in jurisdiction granted to the court.

The second major variation in appellate court data arises in the classification of cases. Some courts report only total filings with no indication as to the types of cases included or the proportion of the caseload each type accounts for. Other courts report only what they have designated as appeals. Still other courts classify all types of cases by case category. Often definitions are not given for the case categories. The types of cases classified as appeals present a difficult problem. Requests for bail pending appeal, requests for delayed appeal, and petitions to stay the lower court ruling pend-

ing appeal generally are not considered appeals, but are counted as such in some courts. The appeals caseload will be inflated in these states. Comparison of appellate caseload is difficult because of these kinds of variations in the classification of the cases being counted.

The final variation in appellate court case data results from differences in the point at which cases are counted, and how they are counted. Some courts count cases as soon as the notice of appeal is filed while others count them at a later event, such as the filing of the record or the filing of the appellant's brief. Courts may inflate or deflate their caseload by the way they count appeals of criminal convictions for two or more defendants, by whether cross appeals are counted as separate cases, and by the way they count appeals granted through discretionary jurisdiction. Courts with discretionary jurisdiction sometimes report the total number of cases filed without distinguishing between mandatory and discretionary jurisdiction cases; or they separate mandatory and discretionary cases filed but do not indicate the number of requests for discretionary review granted; or they provide separate data for mandatory cases, discretionary jurisdiction granted, and discretionary jurisdiction denied; or they combine mandatory jurisdiction cases and cases accepted for review, but report separately the total number of petitions for review filed, resulting in double counting of granted petitions for review.

In trying to deal with these many variations in case data, the Court Statistics and Information Management Project has presented as much information as possible about the caseload. The jurisdiction of each court is outlined briefly in the court system chart for each state located in Part II of this report. Also presented in each court statistical profile in Part II is any available information about case category classification or how and when cases are counted. Because the deciding of appeals is the primary function of the appellate courts, data on appeals should be separated from data on procedural matters. The significant differences in the definition and classification of cases in appellate courts have led the CSIM staff to define appellate caseload to include as 'cases' any appeal, any original proceeding, any request to appeal, or any sentence review only case.

The appellate tables that follow (Numbers 1 through 13) are sequenced from the presentation of general data to more specific analytical tables. The tables present general caseload, various analyses of caseload, civil and criminal break-downs, and time-to-disposition of appeals. The last two tables (Tables 12 and 13) present 10-year trends in filings for those states reporting total case data for 5 or more years, as well as the number and percent change in filings for these courts.

TABLE 1: Reported and estimated national caseload for courts of last resort, intermediate appellate courts, and all appellate courts, 1979.

Variations in court organization:

All 50 states, the District of Columbia, and Puerto Rico have courts of last resort. Oklahoma and Texas have two courts of last resort, one that hears civil cases and one that hears criminal cases.

Thirty states have intermediate appellate courts. Four of these have two intermediate appellate courts.

Variations in subject matter jurisdiction:

Courts of last resort in states with intermediate appellate courts generally have wide discretion in determining matters they will hear. Most appeals are heard as a matter of right by intermediate appellate courts, and by courts of last resort in states without intermediate appellate courts. (The courts of last resort in Virginia and West Virginia are exceptions.)

Total case figures are not comparable from state to state without considering the mix of mandatory and discretionary appeals heard by each court, and the variety of case types included in the jurisdiction of each court.

Variations in case classification and definitions:

Some states report total cases processed without any indication of case type. Other states include, in their reported caseload, only appeals that were decided on the merits. Some appellate courts include all original proceedings, while others report no original proceedings. Some states do not distinguish cases, from motions or other procedural matters.

This report defines "appellate case" to include any appeal, original proceeding, request to appeal, or sentence review only case.

Sources of data for each court are found in the individual court profiles in Part II, and in Appendix B.

Reported cases:

The reported cases figures contain the reported cases that were 100% complete with no "j" footnotes. These data can be found in Tables 2, 3, and 4.

Percent of population represented:

State population figures used for all appellate courts and courts of last resort are from the revised 1979 Bureau of Census estimates and total 227,732,000 for the 50 states, the District of Columbia and Puerto Rico. Bureau of Census estimates for the population of the 30 states with intermediate appellate courts in 1979 totaled 194,305,000. The percent of population represented for each caseload category is based on the appropriate total population figure.

Estimated totals from Appendix A:

These figures represent the estimated data from those states who reported less than complete data. The estimating equations can be found in Appendix A.

Estimated national totals:

Estimated national totals for 1979 are the cumulative totals of all reported data that were complete plus the estimated data for each state not reporting complete data. This figure for "All appellate courts" is the sum of estimated national totals from "courts of last resort" and "intermediate appellate courts." The procedure used to estimate incomplete or missing data is discussed in Appendix A of this volume.

Estimated cases per judge:

This measure is used to indicate the average number of cases filed for each appellate judge, and the number of cases in which each appellate judge participated in the disposition.

There were 914 judges assigned to appellate courts in 1979: 354 in courts of last resort, and 560 in intermediate appellate courts. The estimated national totals in each of the categories was divided by the number of judges serving that level of court.

Estimated cases per 100,000 population:

This measure is used to indicate the frequency with which cases are filed and disposed in appellate courts.

Estimated cases per 100,000 population were calculated by dividing the estimated national totals by the appropriate population figure, 2,277.32 for all appellate courts and for courts of last resort, and 1,943.05 for intermediate appellate courts.

Examples of appropriate uses and techniques:

The estimates of total volume can be compared to the estimates of total volume of cases filed and disposed in trial courts in Table 14 to indicate how frequently cases are appealed to appellate courts. These figures may be compared to the caseload of federal appellate courts to indicate the proportion of appellate cases that are heard in the state court systems.

Limitations on use:

Data have been aggregated in order to make rough estimates of overall national totals, but this has been done without regard to definitions of case categories and units of count. The national estimates contained in this report should be viewed only as "ball-park" estimates, and not the exact volume of cases in state courts.

TABLE 1:  
Reported and estimated national caseload for courts of last resort, intermediate appellate courts, and all appellate courts, 1979.  
*Estimated cases per judge and per 100,000 population.*

Reported and estimated caseload	Filed	Disposed
<b>All appellate courts</b>		
Reported cases.....	140,211	124,254
Number of states reporting complete data.....	47	46
Percent of population represented by complete data	86%	81%
Estimated national totals.....	170,000	164,000
<b>Courts of last resort</b>		
Reported cases.....	51,555	47,028
Number of states reporting complete data.....	48	46
Percent of population represented by complete data	92%	81%
Percent of variance explained (R <sup>2</sup> ).....	99%	99%
Estimated totals from Appendix A.....	6,289	8,273
Estimated national totals.....	58,000	55,000
<b>Intermediate appellate courts</b>		
Reported cases.....	99,446	90,022
Number of states reporting complete data.....	29	28
Percent of population represented by complete data	99%	99%
Percent of variance explained (R <sup>2</sup> ).....	98%	98%
Estimated totals from Appendix A.....	12,612	18,933
Estimated national totals.....	112,000	109,000
<b>Estimated cases per judge</b>		
All appellate courts.....	186	180
Courts of last resort.....	163	156
Intermediate appellate courts.....	200	195
<b>Estimated cases per 100,000 population</b>		
All appellate courts.....	75	72
Courts of last resort.....	25	24
Intermediate appellate courts.....	58	56

Note: Reported cases for all appellate courts is less than the sum of reported cases for courts of last resort and intermediate appellate courts due to the fact that states with more than one appellate court had to report complete data for all its appellate courts in order for this table to display total state appellate caseload. A state with one court reporting complete data, and one court reporting incomplete data will not be reported in "All appellate courts" but will have the complete data from the one court reported in the appropriate section (i.e., either "Courts of last resort" or "Intermediate appellate courts").

TABLE 2: Reported appellate court caseload for all appellate courts, 1979.

Variations in court organization:

Appellate courts are subdivided into courts of last resort (the final court of appeal within a particular state) and intermediate appellate courts. This table presents data for both of these appellate court types.

Variations in subject matter jurisdiction:

In some states, trial courts of general jurisdiction have incidental appellate jurisdiction. These courts may receive a large portion of the initial appeals, while other states that do not assign appellate jurisdiction to general jurisdiction courts will have all their appeals heard in appellate courts. In these states the appellate courts will have a much higher filing rate, but not necessarily more workload than those states hearing appeals in general jurisdiction courts.

Sources of data:

All appellate courts reported at least some caseload inventory data for 1979.

Data presented in this and the following tables were compiled from both annual reports and unpublished data provided by individual appellate court clerks and state court administrators. The sources of data for each court are shown in the individual court profiles in Part II and in Appendix B.

Reported national totals:

The reported national totals include only data from states reporting complete data in the inventory categories for all courts in the state.

Number of states reporting:

Only those states that reported complete data for all appellate courts are included in this table. The term "state" in this and following tables includes the 50 states, the District of Columbia, and Puerto Rico.

Percent of population represented:

State populations used for "all appellate courts" are the revised 1979 Bureau of Census estimates and total 227,732,000 for the 50 states, the District of Columbia, and Puerto Rico.

Appropriate analyses:

Disposed as a percent of filed. The statistic indicates how well all the appellate courts in a state are disposing of cases that are filed. This figure may be somewhat dependent on the number of appellate judges, as well as the types of cases that can be appealed. A figure less than 100% indicates that the state appellate courts are not keeping up with their caseload. A statistic greater than 100% indicates that the courts are beginning to clean up their pending cases.

Limitations on use:

Comparisons should not be made among states before checking for similarities and differences among the states in the profile section in Part II. When comparing the number of appeals filed and disposed among states, also consider the percent of the appeals that are discretionary (i.e., the number of requests to appeal handled by each state); as well as the number of appellate courts in the state.

TABLE 2: Reported appellate court caseload for all appellate courts, 1979.

Disposed as a percent of filing. Number of courts of last resort and intermediate appellate courts. Reported national totals with number of states reporting and percent of population represented.

State	All appellate courts.				Disposed as a percent of filed	Number of courts	
	Begin pending	Filed	Dis-posed	End pending		Last resort	Inter-mediate
Alabama.....	777 <sup>1</sup>	2,010 <sup>1</sup>	2,081 <sup>1</sup>	706 <sup>1</sup>	104% <sup>1</sup>	1	2
Alaska.....	624	656	634	646	97%	1	0
Arizona.....	1,693	3,027	3,177	1,543	105%	1	1
Arkansas.....	277	1,266	1,082	461	85%	1	1
California.....		16,637	17,108		103%	1	1
Colorado.....	1,353	2,155	1,997	1,511	93%	1	1
Connecticut.....	834	749	707	876	94%	1	1
Delaware.....	329	339	358	310	106%	1	0
District of Columbia.....	1,134 <sup>1</sup>	1,236	1,318	1,052 <sup>1</sup>	107%	1	0
Florida.....	8,004	14,911	13,385	9,644	90%	1	1
Georgia.....	304	3,419	3,322	401	97%	1	1
Hawaii.....	670	338	297	711	88%	1	0
Idaho.....	500	410	354	556	86%	1	0
Illinois.....	4,225	7,078	5,956	5,347	84%	1	1
Indiana.....	910	1,545	1,746	709	113%	1	1
Iowa.....	958	1,884	1,789	1,044	95%	1	1
Kansas.....		1,259	1,188		94%	1	1
Kentucky.....	1,213	2,617	2,567	1,185	98%	1	1
Louisiana.....		5,506	5,193		94%	1	1
Maine.....	295	408	447	256	110%	1	0
Maryland.....	140	2,229	2,061	199	92%	1	1
Massachusetts.....	937 <sup>1</sup>	1,384 <sup>1</sup>	1,407	811 <sup>1</sup>		1	1
Michigan.....		6,969	6,667		121%	1	1
Minnesota <sup>1</sup> .....						1	0
Mississippi.....	438	843	862	414	102%	1	0
Missouri.....	2,274	2,903	2,904	2,278	100%	1	1
Montana.....		472	516		109%	1	0
Nebraska <sup>1</sup> .....						1	0
Nevada.....	667	912	866	713	95%	1	0
New Hampshire.....	155	293	303	145	103%	1	0
New Jersey.....	6,736	6,704	7,804	5,821	116%	1	1
New Mexico.....	485	1,132	1,114	506	98%	1	1
New York <sup>1</sup> .....						1	2
North Carolina.....		2,362	2,187		93%	1	1
North Dakota.....	121	208	241	88	116%	1	0
Ohio.....		9,715	9,504		98%	1	1
Oklahoma.....	2,118 <sup>1</sup>	2,569	2,173	2,546 <sup>1</sup>	85%	2	1
Oregon.....	1,697	4,183	4,168	1,697	100%	1	1
Pennsylvania.....		8,783				1	2
Puerto Rico.....	280	1,170	1,165	285	100%	1	0
Rhode Island.....	569	486	478	577	98%	1	0
South Carolina.....	125	715	507	333	71%	1	0
South Dakota.....	283	319	327	276	103%	1	0
Tennessee.....	869	2,292	2,329	832	102%	1	2
Texas.....	4,086	8,304	7,321	5,018	88%	2	1
Utah.....		618	534		86%	1	0
Vermont.....	291	422	367	349	87%	1	0
Virginia.....	775	1,862	1,810	857	97%	1	0
Washington.....	2,306	3,028	2,988	2,395	99%	1	1
West Virginia.....		1,012	804		79%	1	0
Wisconsin.....		2,619	2,259 <sup>1</sup>	1,157 <sup>1</sup>		1	1
Wyoming.....	132	177	222	87	125%	1	0
Reported national totals*....	44,618	140,211	124,254	48,070		54	34
Number states reporting*....	34	47	46	34			
Percent of population represented* .....	50%	86%	81%	50%			

(continued on next page)



**TABLE 2:**  
Reported appellate court caseload for all appellate courts, 1979. (continued)

Note: For inclusion on this table, a case is defined as any appeal, original proceeding, request to appeal, or sentence review only case. All available data are entered in the table and all appropriate calculations are included. Blank spaces indicate that either the data were unavailable or less than 90% complete, or the calculations were inappropriate.

-- = Not applicable.

<sup>1</sup>Data are incomplete:

Alabama--Total cases in the Court of Criminal Appeals do not include petitions disposed of in the clerk's office at the direction of the court.  
District of Columbia--Pending data do not include special proceedings in original jurisdiction cases.  
Massachusetts--Pending and filed figures for the Supreme Judicial Court do not include cases heard in "single justice sessions."  
Minnesota--Data were unavailable from the Supreme Court.  
Nebraska--All figures were excluded because they did not include requests to appeal; therefore, the figures were less than 90% complete.  
New York--State figures were excluded because the Court of Appeals did not report civil requests to appeal or other motions; therefore, the figures were probably less than 90% complete.  
Oklahoma--Pending figures for the Court of Appeals do not include civil requests to appeal.  
Wisconsin--The disposed and end pending figures for the Supreme Court do not include miscellaneous original jurisdiction cases.

\*Reported national totals:

The reported national totals include only data for states reporting data in the caseload category for all courts in the state. Incomplete data indicated by an "i" footnote are not included in the national totals.

Number of states reporting:

Reported cases for courts of last resort and "all appellate courts" are from the 50 states, the District of Columbia, and Puerto Rico. Reported cases for intermediate appellate courts are from the 30 states with intermediate appellate courts.

Percent of population represented:

State populations used for courts of last resort and "all appellate courts" are the revised 1979 Bureau of Census estimates and total 227,732,000 for the 50 states, the District of Columbia, and Puerto Rico.

**TABLE 3:** Detailed caseload categories for courts of last resort, 1979.

**TABLE 4:** Detailed caseload categories for intermediate appellate courts, 1979.

Variations in court organization:

Table 3 contains caseload inventory by case type for the courts of last resort in the 50 states, the District of Columbia, and Puerto Rico.

Table 4 contains caseload inventory by case type for the intermediate appellate courts in the 30 states that have intermediate appellate courts.

Variations in subject matter jurisdiction:

Major variation from state to state results from the kind of discretionary jurisdiction granted to courts of last resort and to intermediate appellate courts. States having both levels of appellate courts generally direct the most difficult appeals to the courts of last resort, but these are not necessarily the same types of cases in every state.

Although most courts of last resort, have jurisdiction over original proceedings, disciplinary, advisory opinion, and request to appeal cases, intermediate appellate courts rarely hear these types of cases. The individual state profiles broadly outline the specific jurisdiction of each court.

These variations in jurisdiction make caseload comparisons among appellate courts extremely difficult.

Variations in case classification and definitions:

The classification used by each state will be found in the pertinent state profile in Part II.

This report defines "appellate case" to include any appeal, original proceeding, request to appeal, or sentence review only case, and where possible, has placed each state's case data within these case classifications.

Some states report total cases processed without any indication as to the type of proceeding. Other states include in their caseload only appeals that were decided on the merits. Some appellate courts include all original proceedings, while others report none. Some states do not distinguish cases from procedural matters such as motions for rehearing.

Classification of the same type of proceeding varies from state to state. For example, habeas corpus may be reported as a separate category, or it may be subsumed in appeals, original proceedings, or motions.

Sources of data for each court are found in the individual state profiles in Part II, and in Appendix B.

Reported national totals:

The reported national totals for courts of last resort (i.e., Table 3) and intermediate appellate courts (i.e., Table 4) include only data for states reporting complete data in the caseload category.

The number of requests to appeal granted that appear in parentheses were not included in the totals to avoid double counting (see footnote "e").

Number of states reporting for courts of last resort:

Reported cases for appeals and total cases are from the states that reported complete appeals

data. Reported cases for original proceedings and requests to appeal are from the 49 states handling original proceedings and 47 states handling requests to appeal that reported complete data for each of these categories.

The term "state" in this and following tables includes the 50 states, the District of Columbia, and Puerto Rico.

Number of states reporting for intermediate appellate courts:

Reported cases for appeals and total cases are from the 30 states with intermediate appellate courts that reported complete appeals data. Reported cases for original proceedings and requests to appeal are from the 22 states handling these types of cases that reported complete data for each of these categories.

Percent of population represented for courts of last resort:

State populations used are the Bureau of Census counts for 1979 and total 227,734,000 for the 50 states, the District of Columbia, and Puerto Rico. The total population is 213,772,000 for the 49 states handling original proceedings and 216,612,000 for the 47 states handling requests to appeal.

Percent of population represented for intermediate appellate courts:

State populations used are the Bureau of Census counts for 1979 and total 194,305,000 for the 30 states with intermediate appellate courts. The total population is 149,106,000 for the 22 states handling original proceedings and 135,325,000 for the 22 states handling requests to appeal. The percent of population represented for each caseload category is based on these total population figures.

Appropriate analyses:

Although these tables are designed primarily to display total caseload data, they may also be used for some analysis. Comparisons may be made between caseload figures of courts of similar type, for example, between the number of mandatory appeals filed in courts of last resort, and those filed in intermediate appellate courts.

Limitations on use:

Comparisons should not be made among states before checking for similarities and differences among the states in the profile section in Part II. Before total figures are compared, check to be certain that all courts are of the same type and have jurisdiction over and reported data from the same types of cases. Comparisons should not be made between courts of last resort and intermediate appellate courts, or between courts of last resort with and without intermediate appellate courts. Within comparable groups of courts, it may be safer to make comparisons of types of cases than of the total caseload. When comparing the number of appeals filed, disposed, or pending among states, also consider the percent of the appeals that are discretionary (numbers in parentheses) and the number of requests to appeal handled by each state.



TABLE 4:  
Detailed caseload categories for intermediate appellate courts, 1979.  
Appeals, original proceedings, requests to appeal, and total cases. Reported national totals with number of states reporting and percent of population represented.

State and court title	Begin pending				Filed				Disposed				End pending			
	Appeals	Original proceedings	Requests to appeal	Total Cases	Appeals	Original proceedings	Requests to appeal	Total Cases	Appeals	Original proceedings	Requests to appeal	Total Cases	Appeals	Original proceedings	Requests to appeal	Total Cases
Alabama--STATE TOTAL.....	777j			777i	1,248j			1,248i	1,128j	191		1,319i	706j			706i
Court of Civil Appeals.....	155			155	419			419	370			370	204			204
Court of Criminal Appeals.....	622j	(j)	(j)	622i	829j	(j)	(j)	829i	758j	191	(j)	949i	502j	(j)	(j)	502i
Arizona--Court of Appeals.....	1,404	78	NH	1,482	1,742	257	NH	1,999	1,816	266	NH	2,082	1,330	69	NH	1,399
Arkansas--Court of Appeals.....	0	0	NH	0	553	63	NH	616	239	60	NH	299	314	3	NH	317
California--Courts of Appeal.....	5,523		NH	5,523i	7,941	4,912	NH	12,853	8,667	4,772	NH	13,439	6,319		NH	6,319i
Colorado--Court of Appeals.....	1,003	NH		1,003	1,214		NH	1,214	1,120		NH	1,120	1,097		NH	1,097
Connecticut--Appellate Session of Superior Court.....	215	NH	NH	215	135		NH	135	165		NH	165	185		NH	185
Florida--District Courts of Appeal.....				6,641	10,039	1,799	512	12,350	8,641	1,671	549	10,861				8,241
Georgia--Court of Appeals.....	0	0	0	0	X	X	X	1,969	X	X	X	1,969	0	0	0	0
Illinois--Appellate Court.....	3,852	NH	NH	3,852	5,732		NH	5,732	4,660		NH	4,660	4,924		NH	4,924
Indiana--Court of Appeals.....	801	NH		801	941		NH	941	1,142		NH	1,142	600		NH	600
Iowa--Court of Appeals.....	78j	NH	NH	78	377j		NH	377	370		NH	379	76j		NH	76
Kansas--Court of Appeals.....	601			601	816			816	772			772	645			645
Kentucky--Court of Appeals.....	955	22	0	977	1,769	71	2	1,863	1,805	75	16	1,896	919	18	7	944
Louisiana--Courts of Appeal.....	X	X		1,395	2,269	395		2,664	2,046	384		2,430	X	X		1,147
Maryland--Court of Special Appeals.....	112		0	112	1,512( 9)e		177	1,689( 9)e	1,369		164( 9)e	1,533( 9)e	159		0	159
Massachusetts--Appeals Court.....	762			762	1,045			1,045	975			975	677			677
Michigan--Court of Appeals.....					3,862	X	X	5,499	X	X	X	5,159				
Missouri--Court of Appeals.....	2,098	X	X	2,143	1,816	401	2	2,219	1,827	X	X	2,216	2,092	X	X	2,150
New Jersey--Appellate Division of Superior Court.....	6,170		32	6,202	4,785		833	5,618	5,634		817	6,451	5,323		48	5,370
New Mexico--Court of Appeals.....	288			288	517			517	509			509	299			299
New York--STATE TOTAL.....					10,453j	(j)		10,453	10,564j	142j		10,706				
Appellate Divisions of the Supreme Court.....					8,418j	(j)		8,418	9,065j	142j		9,207				
Appellate Terms of the Supreme Court.....					2,035			2,035	1,499			1,499				
North Carolina--Court of Appeals...					1,204(54)e	2	532	1,738(54)e	1,244j		407(54)e	1,651(54)e				
Ohio--Court of Appeals.....	4,576	213	NH	4,789	7,304	690	NH	7,994	7,228	648	NH	7,876	4,653	256	NH	4,909
Oklahoma--Court of Appeals.....	116	NH		116	482(71)e		165	647(71)e	435		137(71)e	572(71)e	163		NH	163
Oregon--Court of Appeals.....	1,446	NH	NH	1,446	3,456		NH	3,456	3,369		NH	3,369	1,533		NH	1,533
Pennsylvania--STATE TOTAL.....					6,700	233		6,933								
Superior Court.....					4,047			4,047								
Commonwealth Court.....					2,653	233		2,886	X	X		2,414				
Tennessee--STATE TOTAL.....	381	X		681	1,425	13		1,438	X	X		1,528				591
Court of Appeals.....	381	NH		381	775		NH	775	858		NH	858	298		NH	298
Court of Criminal Appeals.....	X	X		300	650	13		663	X	X		670	X	X		293
Texas--Courts of Civil Appeals.....	1,304	NH		1,304	2,445		NH	2,445	2,270		NH	2,270	1,479		NH	1,479
Washington--Court of Appeals.....	1,906	60	46	2,012	1,921	174	148	2,243	1,940	154	139	2,233	1,922	80	51	2,053
Wisconsin--Court of Appeals.....	799	10		809i	1,684	110	189	1,983	1,458	113	189	1,760	1,031	14	0	1,045
Reported national totals*.....	35,167	383	78	38,486	85,576	9,120	2,581	99,446	71,582	8,143	2,418	90,022	36,466	440	106	40,709
Number of states reporting*.....	24	7	5	25	29	12	9	29	26	9	8	28	23	7	6	25
Percent of population represented*..	71%	22%	15%	66%	98%	54%	35%	99%	85%	40%	31%	95%	68%	22%	22%	66%

Note: For inclusion on this table, a case is defined as any appeal, original proceeding, request to appeal or sentence review only case. All available data are entered in the table. Blank spaces indicate that the data were unavailable, or less than 90% complete.

NH = This case type is not handled in this court.

X = The data for this case type are known to be included in the total but were not available by category.

<sup>2</sup>Cases not included in the total to avoid double counting:

A request to appeal granted is not counted as a disposed request to appeal or as a filed appeal. It is counted as a disposition only when the resulting appeal is disposed. The numbers of requests to appeal granted are the numbers appearing in parentheses in the table. These numbers are not included in the calculated national totals.

<sup>1</sup>Data in incomplete:

Alabama--Court of Criminal Appeals--Total cases do not include petitions disposed of in the clerk's office at the direction of the Court.

California--Total pending cases figures do not include original proceedings.

Wisconsin--Total begin pending cases do not include requests to appeal.

<sup>J</sup>Explanation of data included in the category:

Alabama--Court of Criminal Appeals--Pending and filed appeal data include original proceedings and requests to appeal. Disposed appeal data includes requests to appeal.

Iowa--Court of Appeals--Total appeals filed and pending include sentence review only cases.

New York--Appellate Divisions of the Supreme Court--Filed and disposed appeals include an unknown number of original proceedings.

North Carolina--Disposed appeals include original proceedings.

\*Reported national totals:

The reported national totals include only data for states reporting data that are at least 90% complete in the caseload category for all courts in the state.

Pending data for California were not included in the totals.

\*Number of states reporting:

Reported cases for appeals and total cases are from the 30 states with intermediate appellate courts. Reported cases for original proceedings and requests to appeal are from the 22 states and 22 states, respectively, handling each case type.

\*Percent of population represented:

State populations used are the revised Bureau of Census estimates and total 194,305,000 for the 30 states with intermediate appellate courts. The total population is 149,106,000 for the 22 states handling original proceedings and 135,325,000 for the 22 states handling requests to appeal. The percent of population represented for each caseload category is based on these total population figures.

TABLE 5: Caseload for appeals and requests to appeal (civil and criminal) and total cases for courts of last resort, 1979.

TABLE 6: Caseload for appeals and requests to appeal (civil and criminal) and total cases for intermediate appellate courts, 1979.

Variations in court organization:

Tables 5 and 6 display a portion of the data displayed in Tables 3 and 4, and the same variations in court organization apply.

Variations in subject matter jurisdiction:

Tables 5 and 6 display a portion of the data displayed in Tables 3 and 4, and the same variations in subject matter jurisdiction apply.

Variations in case classifications and definitions:

The total cases column in Tables 5 and 6 is the same as in Tables 3 and 4, and includes all appeals, original jurisdiction cases, requests to appeal, and sentence review only cases. Only two case types--appeals and requests to appeal--are displayed in Tables 5 and 6, both separated, where data were available, into civil and criminal categories.

These tables indicate that a significant minority of states fail to break down appeals into even the most general case types--civil and criminal.

The sum of civil and criminal cases may not add up to the figures shown for appeals and requests to appeals in Tables 3 and 4 because other types of appeals and requests to appeal may be included. (See the pertinent state profile in Part II for this information.)

The types of cases classified as appeals present a particular problem. Matters such as requests for bail pending appeal, requests for delayed appeal, and petitions to stay the lower court ruling pending appeal generally are not considered appeals, but are counted as such in some courts, inflating the appellate caseload in those states.

Courts with discretionary jurisdiction sometimes report the total number of cases filed without distinguishing between mandatory and discretionary cases; or they separate mandatory and discretionary cases filed but do not indicate the number of requests for discretionary review

granted. Some provide separate data for mandatory cases, discretionary review granted, and discretionary review denied, while others combine mandatory cases and cases accepted for review, but report separately the number of petitions for review filed, resulting in double counting of granted petitions for review.

Sources of data for each court are found in the individual profiles in Part II and in Appendix B.

Appropriate analyses:

Although these tables are designed primarily to display the breakdown of appellate caseloads into the civil and criminal case types, they may also be used for some analysis. The ratio of civil to criminal appeals may be calculated for any court. These ratios may be compared between courts of similar type. The ratio of civil appeals to civil requests to appeal may be calculated and compared to the ratio of criminal appeals to requests to appeal.

Limitations on use:

Although cases are identified as being civil or criminal on this table, the definitions used by the courts to make this distinction may differ. One court may include juvenile appeals, and appeals of administrative agency cases in its civil appeal category. Other courts may report these cases in three separate categories, as recommended in the Model Statistical Dictionary. Before comparisons are made, one should check each court profile to determine whether there is any indication of the types of cases included in the civil or criminal category.

For those courts that report non-civil and criminal cases in separate categories and for those that have jurisdiction over original proceedings in addition to the appeals and request to appeal cases reported here, the sum of the figures reported for any case category on the table will be less than the total cases figure reported for that case category.

Disposed					End pending				
Appeals		Requests to appeal		Total cases	Appeals		Requests to appeal		Total cases
Civil	Criminal	Civil	Criminal		Civil	Criminal	Civil	Criminal	
X	X	X	X	762 (66) <sup>e</sup>	0	0	0	0	0
254	139			634	346	200			646
79	72	NH		1,095	7	56	NH	NH	144
424	221	NH		783	64	46	NH	NH	144
75	49	1,355	(113) <sup>e</sup>	1,422 (80) <sup>e</sup>	3,669	(193) <sup>e</sup>			
X	X	X	X	877	X	X	X	X	414
390	57	X	X	542	522	154			691
218	124	NH		358	161	135	NH	NH	310
X	X	X	X	1,318	X	X	X	X	1,027
X	X	X	X	2,524	X	X	X	X	1,403
X	X	X	X	1,353 (140) <sup>e</sup>					401
111	155			297	449	255			711
180	80			354	323	145			556
109	63	487 (94) <sup>e</sup>	487 (46) <sup>e</sup>	1,296 (148) <sup>e</sup>	72	58	103	111	423
X	X	182 (27) <sup>e</sup>	96 ( ) <sup>e</sup>	604 (27) <sup>e</sup>	X	X	0	X	109
765	348	155 ( X) <sup>e</sup>	59 ( X) <sup>e</sup>	1,410 (26) <sup>e</sup>	X	X	X	X	968
X	137	X	X	416 (11) <sup>e</sup>	X	X			207 <sup>i</sup>
X	X	X	X	671 (175) <sup>e</sup>	X	X	X	X	241
X	X	X	X	2,763 (529) <sup>e</sup>					
245	132	NH	NH	447	180	56	NH	NH	256
84	52	166 (62) <sup>e</sup>	196 (39) <sup>e</sup>	528 (101) <sup>e</sup>	28	12	0	0	40
X	X			432					134 <sup>i</sup>
X	X	X	X	1,508 (55) <sup>e</sup>	X	X	X	X	812
X	X			862	X	X			414
133	38	X	X	688	X	X	X	X	128
X	X			516					
341	214			660 <sup>i</sup>	263	110			443 <sup>i</sup>
X	X			866	X	X			713
X	X			303	X	X			145
95	46	X	X	1,353 (143) <sup>e</sup>	X	X	X	X	451
X	X	X	X	605 (22) <sup>e</sup>	X	X	X	X	207
423	147	X	1,530 (97) <sup>e</sup>	( ) <sup>e</sup>					
X	X	216 (46) <sup>e</sup>	139 (18) <sup>e</sup>	536 (64) <sup>e</sup>	X	X			19
178	45			241	70	18			88
X	X	X	X	1,628 (146) <sup>e</sup>					
540	X	132 (71) <sup>e</sup>	X	1,601 (94) <sup>e</sup>	X	X		X	2,383
540	NH	132 (71) <sup>e</sup>	NH	881 (71) <sup>e</sup>	X	NH		NH	1,903
NH	X	NH	X	720 (23) <sup>e</sup>	NH	X	NH	X	480
X	X	X (47) <sup>e</sup>	X (36) <sup>e</sup>	799 (104) <sup>e</sup>	X	X	X	X	164
40	101	X	X	1,165 (215) <sup>e</sup>	10	74	X	X	776
205	54	X	X	478	287	147	X	X	285
X	X			507	220	89			577
X	X	X	X	327 ( ) <sup>e</sup>	X	X	X	X	333
X	X								276
X	X	X	X	801 (121) <sup>e</sup>	X	X	X	X	241
84	2,522	791 (146) <sup>e</sup>	1,635 (145) <sup>e</sup>	5,051 (291) <sup>e</sup>	55	3,238	198	48	3,539
84	NH	791 (146) <sup>e</sup>	NH	894 (146) <sup>e</sup>	55	NH	198	NH	253
NH	2,522	NH	1,635 (145) <sup>e</sup>	4,157 (145) <sup>e</sup>	NH	3,238	NH	48	3,286
X	X			534					
277	72			367	X	X			349
X	X	384 (168) <sup>e</sup>	758 (39) <sup>e</sup>	1,810 (207) <sup>e</sup>	X	X	271	283	857
141	34	229	179	755	135	42	52	65	342
X	X	X	X	804 (353) <sup>e</sup>					
X	X	X	X	499 <sup>i</sup>	X	X	0	0	112 <sup>i</sup>
X	X	NH	NH	222	X	X	NH	NH	87

TABLE 6:  
Caseload for appeals and requests to appeal (civil and criminal) and total cases for intermediate appellate courts, 1979.

State and court title	Begin pending				Filed				Disposed				End pending							
	Appeals		Requests to appeal		Appeals		Requests to appeal		Appeals		Requests to appeal		Appeals		Requests to appeal					
	Civil	Criminal	Civil	Criminal	Civil	Criminal	Civil	Criminal	Civil	Criminal	Civil	Criminal	Civil	Criminal	Civil	Criminal				
Alabama--STATE TOTAL.....	155	622 <sup>1</sup> J		(J)	777 <sup>1</sup>	419	829 <sup>1</sup> J		(J)	1,248 <sup>1</sup>	370	758 <sup>1</sup> J		(J)	1,319 <sup>1</sup>	204	502 <sup>1</sup> J		(J)	706 <sup>1</sup>
Court of Civil Appeals.....	155	NH		NH	155	419	NH		NH	419	370	NH		NH	370	204	NH		NH	204
Court of Criminal Appeals.....	NH	622 <sup>1</sup> J	NH	(J)	622 <sup>1</sup>	NH	829 <sup>1</sup> J	NH	(J)	829 <sup>1</sup>	NH	758 <sup>1</sup> J	NH	(J)	949 <sup>1</sup>	NH	502 <sup>1</sup> J	NH	(J)	502 <sup>1</sup>
Arizona--Court of Appeals.....	619	648	NH	NH	1,482	692	805	NH	NH	1,999	671	906	NH	NH	2,082	640	547	NH	NH	1,399
Arkansas--Court of Appeals.....	0	0	NH	NH	0	400	153	NH	NH	553	160	79	NH	NH	239	240	74	NH	NH	314
California--Courts of Appeal.....	2,895	2,628	NH	NH	5,523 <sup>1</sup>	3,662	4,279	NH	NH	12,853	X	X	NH	NH	13,439	3,250	3,069	NH	NH	6,319 <sup>1</sup>
Colorado--Court of Appeals.....	X	X			1,003	797	344			1,214	X	X			1,120	X	X			1,097
Connecticut--Appellate Session of the Superior Court.....	152	63			215	82	53			135	120	45			165	114	71			185
Florida--District Court of Appeal.....	X	X	X	X	6,641	X	X	X	X	12,350	X	X	X	X	10,861	X	X	X	X	8,241
Georgia--Court of Appeals.....	0	0	0	0	0	X	X	X	X	1,969	X	X	X	X	1,969	0	0	0	0	0
Illinois--Appellate Court.....	1,770	2,082	NH	NH	3,852	2,876	2,856	NH	NH	5,732	2,308	2,352	NH	NH	4,660	2,338	2,586	NH	NH	4,924
Indiana--Court of Appeals.....	X	X			801	472	433			941	X	X			1,142	X	X			600
Iowa--Court of Appeals.....	48	30	NH	NH	78	263	114	NH	NH	377	238	111	NH	NH	379	52	24	NH	NH	76
Kansas--Court of Appeals.....	X	X			601	X	X			816	X	X			772	X	X			645
Kentucky--Court of Appeals.....	758	197	X	X	977	1,386	383	X	X	1,863	1,440	365	X	X	1,896	704	215	X	X	944
Louisiana--Court of Appeal.....	X	NH			1,395	2,269	NH			2,664	2,046	NH			2,430	X	NH			1,147
Maryland--Court of Special Appeals.....	68	44	0	0	112	801(X) <sup>9</sup> 711(X) <sup>9</sup>	X	X		1,689(9) <sup>9</sup>	736	633	X	X	1,533(9) <sup>9</sup>	83	76			159
Massachusetts--Appeals Court.....	X	X			762	X	X			1,045	X	X			975	X	X			677
Michigan--Court of Appeals.....	X	X			5,499	X	X	X	X	5,499	X	X	X	X	5,159	X	X			
Missouri--Court of Appeals.....	1,340	758	X	X	2,143	1,332	484	X	X	2,219	1,270	557	X	X	2,216	1,427	665	X	X	2,150
New Jersey--Appellate Division of Superior Court.....	X	X	X	X	6,202	1,947	1,713	X	X	5,618	X	X	X	X	6,451	X	X	X	X	5,370
New Mexico--Court of Appeals.....	X	X			288	239	252 <sup>1</sup>			517	X	X			509	X	X			299
New York--STATE TOTAL.....						X	X			10,453 <sup>1</sup>	X	X			10,706					
Appellate Division of the Supreme Court.....						X	X			8,418 <sup>1</sup>	X	X			9,207					
Appellate Terms of the Supreme Court.....						X	X			2,035	X	X			1,499					
North Carolina--Court of Appeals.....						X	X	X	X	1,738(54) <sup>9</sup>	X	X	X	X	1,651(54) <sup>9</sup>					
Ohio--Court of Appeals.....	2,776	1,800	NH	NH	4,789	4,423	2,881	NH	NH	7,994	4,452	2,776	NH	NH	7,876	2,754	1,899	NH	NH	4,909
Oklahoma--Court of Appeals.....	116	NH			116 <sup>1</sup>	482(71) <sup>9</sup> NH	165	NH		647(71) <sup>9</sup>	435	NH	137(71) <sup>9</sup> NH		572	163	NH			163 <sup>1</sup>
Oregon--Court of Appeals.....	X	X	NH	NH	1,446	1,091	1,475	NH	NH	3,456	X	X	NH	NH	3,369	X	X	NH	NH	1,533
Pennsylvania--STATE TOTAL.....						X	X			6,933										
Superior Court.....						X	X			4,047										
Commonwealth Court.....						X	X			2,886					2,414					
Tennessee--STATE TOTAL.....	381				681	775	650			1,438	858	X			1,528	298				591
Court of Appeals.....	381	NH			381	775	NH			775	858	NH			858	298	NH			298
Court of Criminal Appeals.....	NH				300	NH	650	NH		663	NH	X			670	NH		NH		293
Texas--Court of Civil Appeals.....	1,304	NH			1,304	2,445	NH			2,445	2,270	NH			2,270	1,479	NH			1,479
Washington--Court of Appeals.....	1,079	827	X	X	2,012	1,200	721	X	X	2,243	1,157	783	X	X	2,233	1,136	786	X	X	2,053
Wisconsin--Court of Appeals.....	626	173			809 <sup>1</sup>	1,459 <sup>1</sup> J	414 <sup>1</sup> J	(J)	(J)	1,983	1,270 <sup>1</sup> J	377 <sup>1</sup> J	(J)	(J)	1,760	819	212			1,045

Note: For inclusion on this table, a case is defined as any appeal, original proceeding, request to appeal, or sentence review only case.  
Total cases pending, filed, and disposed include original proceedings and sentence review only cases as well as all appeals and all requests to appeal.  
All available data are entered in the table. Blank spaces indicate that the data were unavailable, or less than 90% complete.

NH = This case type is not handled in this court.

X = The data for this case type are known to be included in the total, but were unavailable by category.

<sup>0</sup>Cases are not included in the total to avoid double counting:

A request to appeal granted is not counted as a disposed request to appeal or as a filed appeal. It is counted as a disposition only when the resulting appeal is disposed.

<sup>1</sup>Data are incomplete:

Alabama--Court of Criminal Appeals--Data do not include petitions disposed of in the clerk's office at the direction of the Court.

California--Courts of Appeal--Total pending cases do not include original jurisdiction cases.

New York--Appellate Divisions of the Supreme Court--Total cases filed do not include all original proceedings.

Oklahoma--Court of Appeals--Total pending data do not include requests to appeal.

Wisconsin--Court of Appeals--Total begin pending cases do not include requests to appeal.

<sup>J</sup>Explanation of data included in the category:

Alabama--Court of Criminal Appeals--Pending and filed appeals include original proceedings and requests to appeal. Disposed appeals included requests to appeal.

New Mexico--Court of Appeals--Criminal appeals filed includes juvenile appeals.

Wisconsin--Court of Appeals--Civil and criminal appeals include requests to appeal.

TABLE 7: Caseload for courts of last resort in states with intermediate appellate courts, 1979.

TABLE 8: Caseload for courts of last resort in states without intermediate appellate courts, 1979.

TABLE 9: Caseload for intermediate appellate courts, 1979.

Variations in court organization:

In Tables 7 and 8, the courts of last resort in states with intermediate appellate courts have been separated from the states without intermediate appellate courts, while Tables 7 and 9 together show the total appellate caseload in those states with intermediate appellate courts.

These tables contain the same caseload inventory data that is shown in Table 2, and the same variations in court organization apply to these tables.

Variations in subject matter jurisdiction:

The jurisdiction of each court is outlined briefly in the court system organization chart for each state located in Part II of this report.

Major variation from state to state results from the type of mandatory and discretionary jurisdiction over initial appeals granted to courts of last resort and to intermediate appellate courts. States having both levels of appellate courts generally direct the more difficult appeals to the court of last resort, but these are not necessarily the same types of cases in every state.

In some states trial courts of general jurisdiction have incidental appellate jurisdiction, which affects the number of appeals filed in the appellate courts.

Variations in case classification and definitions:

Total case figures may not be comparable from state to state.

Some states report total cases processed without any indication as to what types of proceedings are included. Other states include in their caseload only appeals that were decided on the merits. Some appellate courts include all original proceedings, while others report none. Some states do not distinguish appeals and other cases from procedural matters.

Variations in counting cases:

The kind and amount of discretionary jurisdiction granted to courts of last resort and intermediate appellate courts vary from state to state. Courts with discretionary jurisdiction sometimes report the total number of cases filed without distinguishing between mandatory and discretionary cases; or they separate mandatory and discretionary cases filed but do not indicate the number of requests for discretionary review granted. Some provide separate data for mandatory cases, discretionary review granted, and discretionary review denied, while others combine mandatory cases and cases accepted for review, but report separately the number of petitions for review filed, resulting in double counting of granted petitions for review.

Courts may count cases at different stages in proceedings. Some courts count cases when the notice of appeal is filed. Others wait to count

cases until they are argued or submitted on briefs. Courts which count cases at stages that occur later in case processing will not count those cases on which a notice of appeal is filed but later the parties decide not to pursue the subsequent stages. The manner of counting cases in each court is given in Table 11 and on each individual appellate court profile in Part II of this report.

Sources of data for each court are found in the individual profiles in Part II and in Appendix B.

Appropriate analyses:

Disposed cases as percent of filed. This measure represents the percent of the number of filed cases that the court was able to dispose. The percent is computed by dividing the number of cases filed by the number disposed and then multiplying by one hundred. A percent over one hundred indicates that the court disposed more cases than were filed, thus reducing pending caseload. A percent significantly less than one hundred indicates that the court is not keeping up with the volume of cases being filed. This measure was not computed if the number of cases filed was less than ten.

End pending as percent of filed. This figure gives the percent of the number of filed cases that were pending at the end of the year. This measure is computed by dividing the number of cases pending at the end of the year by the number of cases filed and then multiplying by one hundred. A value of one hundred percent indicates that the number of cases pending at the end of the year was equal to the number of cases filed during the year. A value higher than one hundred percent indicates a pending caseload larger than cases filed, while a value lower than one hundred percent indicates a pending caseload smaller than the number of cases filed. This percent was not computed if the number of cases filed was less than ten.

Number change in pending caseload. This number gives the net increase or decrease in pending caseload for the court year by subtracting the number of cases pending at the beginning of the year from the number of cases pending at the end of the year. An alternative to this calculation, subtracting the number disposed from the number filed, was used when pending data were unavailable or incomplete. When this alternate formula was used, the resulting number was enclosed in parentheses. A positive number indicates that the pending caseload increased during the year while a negative number indicates that the pending caseload was reduced in size. Thus, a large negative change in pending indicates that the court is keeping the caseload current, while a large positive change in pending would indicate that the court has not kept pace with its filings.

Percent change in pending caseload. This percentage indicates the change in pending cases relative to the number of cases pending at the beginning of the year, and is obtained by dividing the number change in pending caseload by the number of cases pending at the beginning of the year and then multiplying by one hundred. (This figure cannot be calculated if the alternative formula described above was used to calculate the number change in the pending caseload.) A high negative percent indicates that the court reduced its pending caseload significantly, while a high positive percent indicates that the pending caseload increased significantly. This measure was not computed if the number of beginning pending cases was less than ten.

Filed and disposed per judge. These measures are displayed in appellate court tables. If all other factors (court jurisdiction, discretionary jurisdiction, case definition, panels in the court, etc.) are similar, these measures permit comparison of caseload per judge. These statistics were computed by dividing the filed and disposed cases respectively, by the number of appellate judges serving that court.

The necessity for caution when making any comparisons among states must be repeated. This warning holds true especially for comparisons using any of the above measures.

Filed per 100,000 population. The unit of state population used on all court caseload charts is 100,000. This measure compensates for variations in state population and gives a more realistic basis for comparison of caseloads among states of various sizes. If all other factors (court jurisdiction, discretionary jurisdiction, case definition, etc.) are similar, the filed per 100,000 population statistic permits direct comparisons among states of the number of filed cases.

Limitations on use:

Comparisons should not be made among states before checking for similarities and differences among the states in the profiles section in Part II. Comparisons should not be made between courts of last resort and intermediate appellate courts or between courts of last resort with and without intermediate appellate courts. When comparing states, care must also be taken to insure that state totals are used in those states with more than one court of last resort or intermediate appellate court. When comparing the number of appeals filed, disposed, or pending among states, also consider the percent of the appeals that are discretionary (numbers in parentheses) and the number of requests to appeal handled by each state.



TABLE 7: Caseload for courts of last resort in states with intermediate appellate courts, 1979.  
 State population. Disposed and end pending as a percent of filed. Number and percent change in pending. Filed and disposed per judge. Filed per 100,000 population.

State and court title	State population in thousands	Number of judges	Begin pending	Filed	Disposed	End pending	As percent of filed		Change in pending		Per judge		Filed per 100,000 population
							Dis-posed	End-pend-ing	Number	Per-cent	Filed	Disposed	
Alabama--Supreme Court.....	3,869	9	0	762 ( 66) <sup>e</sup>	762 ( 66) <sup>e</sup>	0	100%		0		85	85	20
Arizona--Supreme Court.....	2,639	5	211	1,028	1,095	144	107%	14%	-67	-32%	206	219	39
Arkansas--Supreme Court.....	2,269	7	277	650	783	144	120%	22%	-133	-48%	93	112	29
California--Supreme Court.....	23,255	7		3,784 (193) <sup>e</sup>	3,669 (193) <sup>e</sup>		97%		(115)		541	524	16
Colorado--Supreme Court.....	2,849	7	350	941	877	414	93%	44%	64	18%	134	125	33
Connecticut--Supreme Court.....	3,100	6	619	614	542	691	88%	113%	72	12%	102	90	20
Florida--Supreme Court.....	9,471	7	1,363	2,561	2,524	1,403	99%	55%	40	3%	366	361	27
Georgia--Supreme Court.....	5,391	7	304	1,450 (140) <sup>e</sup>	1,353 (140) <sup>e</sup>	401	93%	28%	97	32%	207	193	27
Illinois--Supreme Court.....	11,423	7	373	1,346 (148) <sup>e</sup>	1,296 (148) <sup>e</sup>	423	96%	31%	50	13%	192	185	12
Indiana--Supreme Court.....	5,475	5	109	604 ( 27) <sup>e</sup>	604 ( 27) <sup>e</sup>	109	100%	18%	0		121	121	11
Iowa--Supreme Court.....	2,917	9	880	1,507 ( 26) <sup>e</sup>	1,410 ( 26) <sup>e</sup>	968	94%	64%	88	10%	167	157	52
Kansas--Supreme Court.....	2,347	7		443 ( 11) <sup>e</sup>	416 ( 11) <sup>e</sup>		94%		(27)		63	59	19
Kentucky--Supreme Court.....	3,644	7	236	754 (175) <sup>e</sup>	671 (175) <sup>e</sup>	241	89%	32%	5	2%	108	96	21
Louisiana--Supreme Court.....	4,139	7		2,842 (529) <sup>e</sup>	2,763 (529) <sup>e</sup>		97%		(79)		406	395	69
Maryland--Court of Appeals.....	4,223	7	28	540 (101) <sup>e</sup>	528 (101) <sup>e</sup>	40	98%	7%	12	43%	77	75	13
Massachusetts--Supreme Judicial Court.	5,746	7			432							62	(8)
Michigan--Supreme Court.....	9,249	7	850	1,470 ( 55) <sup>e</sup>	1,508 ( 55) <sup>e</sup>	812	103%	55%	-38	-5%	210	215	16
Missouri--Supreme Court.....	4,889	7	131	684	688	128	101%	19%	-3	-2%	98	98	14
New Jersey--Supreme Court.....	7,373	7	534	1,086 (143) <sup>e</sup>	1,353 (143) <sup>e</sup>	451	125%	42%	-83	-16%	155	193	15
New Mexico--Supreme Court.....	1,281	5	197	615 ( 22) <sup>e</sup>	605 ( 22) <sup>e</sup>	207	98%	34%	10	5%	123	121	48
New York--Court of Appeals <sup>1</sup> .....	17,634	7											
North Carolina--Supreme Court.....	5,802	7	21	624 ( 64) <sup>e</sup>	536 ( 64) <sup>e</sup>	19	86%	3%	-2	-10%	89	77	11
Ohio--Supreme Court.....	10,799	7		1,721 (146) <sup>e</sup>	1,628 (146) <sup>e</sup>		95%		(93)		246	233	16
Oklahoma--STATE TOTAL.....	2,970	12	2,002	1,922 ( 94) <sup>e</sup>	1,601 ( 94) <sup>e</sup>	2,383	83%	124%	381	19%	160	133	65
Supreme Court <sup>k</sup> .....	--	9	1,620	1,176 ( 71) <sup>e</sup>	881 ( 71) <sup>e</sup>	1,903	75%	162%	283	18%	131	98	40
Court of Criminal Appeals <sup>k</sup> .....	--	3	382	746 ( 23) <sup>e</sup>	720 ( 23) <sup>e</sup>	480	97%	64%	98	26%	249	240	25
Oregon--Supreme Court.....	2,578	7	251	727 (104) <sup>e</sup>	799 (104) <sup>e</sup>	164	110%	23%	-87	-35%	104	114	28
Pennsylvania--Supreme Court.....	11,874	7		1,850 (215) <sup>e</sup>	(215) <sup>e</sup>	776		42%			264		16
Tennessee--Supreme Court.....	4,533	5	188	854 (121) <sup>e</sup>	801 (121) <sup>e</sup>	241	94%	28%	53	28%	171	160	19
Texas--STATE TOTAL.....	13,887	18	2,782	5,859 (291) <sup>e</sup>	5,051 (291) <sup>e</sup>	3,539	86%	60%	757	27%	326	281	42
Supreme Court <sup>k</sup> .....	--	9	184	1,014 (146) <sup>e</sup>	894 (146) <sup>e</sup>	253	88%	25%	69	38%	113	99	7
Court of Criminal Appeals <sup>k</sup> .....	--	9	2,598	4,845 (145) <sup>e</sup>	4,157 (145) <sup>e</sup>	3,286	86%	68%	688	27%	538	462	35
Washington--Supreme Court.....	4,013	9	294	785	755	342	97%	44%	48	16%	87	84	20
Wisconsin--Supreme Court.....	4,666			636	499 <sup>l</sup>	112 <sup>l</sup>					91		14

Note: For inclusion on this table, a case is defined as any appeal, original proceeding, request to appeal, or sentence review only case. All available data are entered in the table and all appropriate calculations are included. Blank spaces indicate that either the data are not available or the calculations were inappropriate. Numbers in parentheses, representing the number of requests to appeal that were granted, were not included in any of the calculations.

-- = Not applicable.

<sup>e</sup>Cases are not included in the total to avoid double counting:

A request to appeal granted is not counted as a disposed request to appeal or as a filed appeal. It is counted as a disposition only when the resulting appeal is disposed. The numbers of requests to appeal granted are the numbers appearing in parentheses in the table. These numbers were not included in any of the calculations.

<sup>i</sup>Data are not complete:

New York--Caseload data were excluded from this table due to the failure to report the number of civil requests to appeal which renders the data less than 90% complete.

Wisconsin--The disposed and end pending figures do not include miscellaneous original jurisdiction cases.

<sup>k</sup>Additional information:

Both Oklahoma and Texas have two courts of last resort. The Supreme Court hears only civil matters; the Court of Criminal Appeals hears all criminal matters. Both also have an intermediate appellate court that hears only civil matters. Although the Court of Criminal Appeals in both states has no intermediate appellate court, data from both courts of last resort are included on this table for Texas and Oklahoma so that the entire caseload of that level of court can be presented as a unit as it is for every other state.

**TABLE 8:**  
**Caseload for courts of last resort in states without intermediate appellate courts, 1979.**  
*State population. Disposed and end pending as a percent of filed. Number and percent change in pending. Filed and disposed per judge. Filed per 100,000 population.*

State and court title	State population in thousands	Number of judges	Begin pending	Filed	Disposed	End pending	As percent of filed		Change in pending		Per judge		Filed per 100,000 population
							Dis-posed	End pend-ing	Number	Per-cent	Filed	Disposed	
Alaska--Supreme Court.....	402	5	624	656	634	646	97%	59%	22	4%	131	127	163
Delaware--Supreme Court.....	599	5	329	339	358	310	106%	91%	-19	-6%	68	72	57
District of Columbia--Court of Appeals.....	656	9	1,134 <sup>1</sup>	1,236	1,318	1,052 <sup>1</sup>	107%		(-82)		137	146	188
Hawaii--Supreme Court.....	950	5	670	338	297	711	88%	210%	41	6%	68	59	36
Idaho--Supreme Court.....	933	5	500	410	354	556	86%	136%	56	11%	82	71	44
Maine--Supreme Judicial Court.....	1,125	7	295	408	447	256	110%	63%	-39	-13%	58	64	36
Minnesota--Supreme Court <sup>1</sup> .....	4,038	9											
Mississippi--Supreme Court.....	2,508	9	438	843	862	414	102%	49%	-24	-6%	94	96	34
Montana--Supreme Court.....	789	5		472	516		109%		(-44)		94	103	60
Nebraska--Supreme Court <sup>1</sup> .....	1,564	7											
Nevada--Supreme Court.....	765	5	667	912	866	713	95%	78%	46	7%	182	173	119
New Hampshire--Supreme Court.....	912	5	155	293	303	145	103%	50%	-10	-7%	59	61	32
North Dakota--Supreme Court.....	652	5	121	208	241	88	116%	42%	-33	-27%	42	48	32
Puerto Rico--Supreme Court.....	3,165	8	280	1,170	1,165	285	100%	24%	5	2%	146	146	37
Rhode Island--Supreme Court.....	957	5	569	486	478	577	98%	119%	8	1%	97	96	51
South Carolina--Supreme Court.....	3,087	5	125	715	507	333	71%	47%	208	166%	143	101	23
South Dakota--Supreme Court.....	689	5	283	319	327	276	103%	87%	-7	-3%	64	65	46
Utah--Supreme Court.....	1,416	5		618	534		86%		(84)		124	107	44
Vermont--Supreme Court.....	506	5	291	422	367	349	87%	83%	58	20%	84	73	83
Virginia--Supreme Court.....	5,325	7	775	1,852 (207) <sup>e</sup>	1,810 (207) <sup>e</sup>	857	97%	46%	82	11%	266	259	35
West Virginia--Supreme Court of Appeals.....	1,939	5		1,012 (444) <sup>e</sup>	804 (444) <sup>e</sup>		79%		(208)		202	161	52
Wyoming--Supreme Court.....	452	5	132	177	222	87	125%	49%	-45	-34%	35	44	39

Note: For inclusion on this table, a case is defined as any appeal, original proceeding, request to appeal, or sentence review only case. All available data are entered in the table and all appropriate calculations are included. Blank spaces indicate that either the data were unavailable or less than 90% complete, or the calculations were inappropriate. Numbers in parentheses, representing the number of requests to appeal that were granted, were not included in the calculations.

<sup>e</sup>Cases are not included in the total to avoid double counting: A request to appeal granted is not counted as a disposed request to appeal or as a filed appeal. It is counted as a disposition only when the resulting appeal is disposed. The numbers of requests to appeal granted are the numbers appearing in parentheses in the table. These numbers were not included in any of the calculations in the table.

<sup>1</sup>Data are not complete:  
 District of Columbia--Pending data do not include special proceedings in original jurisdiction cases.  
 Minnesota--Data were unavailable from the Minnesota Supreme Court.  
 Nebraska--State figures did not include requests to appeal, and therefore, were less than 90% complete.

TABLE 9:  
Caseload for intermediate appellate courts, 1979.  
State population. Disposed and end pending as a percent of filed. Number and percent change in pending. Filed and disposed per judge. Filed per 100,000 population.

State and court title	State population in thousands	Number of judges	Begin pending	Filed	Disposed	End pending	As percent of filed		Change in pending		Per judge		Filed per 100,000 population
							Dis-posed	End pending	Number	Per-cent	Filed	Disposed	
Alabama--STATE TOTAL.....	3,869	8	777 <sup>i</sup>	1,248 <sup>i</sup>	1,319 <sup>i</sup>	706 <sup>i</sup>	106% <sup>i</sup>	57% <sup>i</sup>	-71 <sup>i</sup>	-9% <sup>i</sup>	156 <sup>i</sup>	165 <sup>i</sup>	32 <sup>i</sup>
Court of Civil Appeals.....	--	3	155	419	370	204	88%	49%	49	32%	140	123	11
Court of Criminal Appeals.....	--	5	622 <sup>i</sup>	829 <sup>i</sup>	949 <sup>i</sup>	502 <sup>i</sup>	114% <sup>i</sup>	61% <sup>i</sup>	-120 <sup>i</sup>	-19% <sup>i</sup>	166 <sup>i</sup>	190 <sup>i</sup>	21 <sup>i</sup>
Arizona--Court of Appeals.....	2,639	12	1,482	1,999	2,082	1,399	104%	70%	-83	-6%	167	174	76
Arkansas--Court of Appeals.....	2,269	6	0	616	299	317	49%	51%	317	--	103	50	27
California--Courts of Appeal.....	23,255	56		12,853	13,439		105%	51%	(-586)		230	240	55
Colorado--Court of Appeals.....	2,849	10	1,003	1,214	1,120	1,097	92%	90%	94	9%	121	112	43
Connecticut--Appellate Session of Superior Court.....	3,100	3	215	135	165	185	122%	137%	-30	-14%	45	55	4
Florida--District Court of Appeal.....	9,471	39	6,641	12,350	10,861	8,241	88%	67%	1,600	24%	317	278	130
Georgia--Court of Appeals.....	5,391	9	0	1,969 ( 0) <sup>e</sup>	1,969 ( 0) <sup>e</sup>	0	100%	67%	0		219	219	37
Illinois--Appellate Court.....	11,423	31	3,852	5,732	4,660	4,924	81%	86%	1,072	28%	185	150	50
Indiana--Court of Appeals.....	5,475	13	801	941	1,142	600	121%	64%	-201	-25%	72	88	17
Iowa--Court of Appeals.....	2,917	5	78	377	379	76	101%	20%	-2	-3%	75	76	13
Kansas--Court of Appeals.....	2,347	7	601	816	772	645	95%	79%	44	7%	117	110	35
Kentucky--Court of Appeals.....	3,644	14	977	1,863	1,896	944	102%	51%	-33	-3%	133	135	51
Louisiana--Courts of Appeals <sup>a</sup> .....	4,139	29	1,395	2,664	2,430	1,147	91%	43%	-248	-18%	92	84	64
Maryland--Court of Special Appeals....	4,223	13	112	1,689 ( 9) <sup>e</sup>	1,533 ( 9) <sup>e</sup>	159	91%	9%	47	42%	130	118	40
Massachusetts--Appeals Court.....	5,746	10	762	1,045	975	677	93%	65%	-85	-11%	105	98	18
Michigan--Court of Appeals.....	9,249	18		5,499	5,159		94%		340		306	287	59
Missouri--Court of Appeals.....	4,889	28	2,143	2,219	2,216	2,150	100%	97%	7	<1%	79	79	45
New Jersey--Appellate Division of Superior Court.....	7,373	21	6,202	5,618	6,451	5,370	115%	96%	-832	-13%	268	307	76
New Mexico--Court of Appeals.....	1,281	7	288	517	509	299	99%	58%	11	4%	74	73	40
New York--STATE TOTAL.....	17,634	33		10,453 <sup>i</sup>	10,706						317 <sup>i</sup>	324	64 <sup>i</sup>
Appellate Divisions of the Supreme Court.....	--	24		8,418 <sup>i</sup>	9,207						351 <sup>i</sup>	384	52 <sup>i</sup>
Appellate Terms of the Supreme Court.....	--	9		2,035	1,499		74%		(536)		226	167	12
North Carolina--Court of Appeals.....	5,802	12		1,738 (54) <sup>e</sup>	1,651 (54) <sup>e</sup>		95%		(87)		145	138	30
Ohio--Court of Appeals.....	10,799	44	4,789	7,944	7,876	4,909	99%				182	179	74
Oklahoma--Court of Appeals <sup>a</sup> .....	2,970	6		647 (71) <sup>e</sup>	572 (71) <sup>e</sup>		88%		(75)		108	95	22
Oregon--Court of Appeals.....	2,578	10	1,446	3,456	3,369	1,533	98%	44%	87	6%	346	337	134
Pennsylvania--STATE TOTAL.....	11,874	16		6,933							433		58
Superior Court <sup>a</sup> .....	--	7		4,047							578		34
Commonwealth Court <sup>a</sup> .....	--	9		2,886	2,414		84%		(472)		321	268	24
Tennessee--STATE TOTAL.....	4,533	21	681	1,438	1,528	591	106%	41%	-90	-13%	68	73	32
Court of Appeals <sup>a</sup> .....	--	12	381	775	858	298	111%	39%	-83	-22%	65	72	17
Court of Criminal Appeals.....	--	9	300	663	670	293	101%	44%	-7	-2%	74	74	15
Texas--Courts of Civil Appeals <sup>a</sup> .....	13,887	51	1,304	2,445	2,270	1,479	93%	61%	175	13%	48	45	18
Washington--Court of Appeals.....	4,013	12	2,012	2,243	2,233	2,053	100%	92%	41	2%	140	140	56
Wisconsin--Court of Appeals.....	4,666	12	809 <sup>i</sup>	1,983	1,760	1,045	89%	53%	(223)		165	147	42

Note: For inclusion on this table, a case is defined as any appeal, original proceeding, request to appeal, or sentence review only case. All available data are entered in the table and all appropriate calculations are included. Blank spaces indicate that either the data were unavailable or less than 90% complete, or the calculations were inappropriate. Numbers appearing in parentheses, representing the number of requests to appeal that were granted, were not included in the calculations.

-- = Not applicable.

<sup>a</sup>Court jurisdiction:

The Louisiana Courts of Appeal, Oklahoma Court of Appeals, Tennessee Court of Appeals, and Texas Court of Civil Appeals have jurisdiction over civil cases only. The Commonwealth Court of Pennsylvania handles cases involving officials or officers of the Commonwealth of Pennsylvania only. Other intermediate appellate cases are heard in the Superior Court.

<sup>c</sup>Cases are not included in the total to avoid double counting:

A request to appeal granted is not counted as a disposed request to appeal or as a filed appeal. It is counted as a disposition only when the resulting appeal is disposed. The numbers of requests to appeal granted are the numbers appearing in parentheses in the table. These numbers are not included in the calculated figures.

<sup>d</sup>Data are not complete:

Alabama--Court of Criminal Appeals--Figures do not include petitions disposed of in the clerk's office at the direction of the Court.

New York--Appellate divisions of the Supreme Court--Total cases filed do not include all original proceedings.

<sup>k</sup>Additional information:

Iowa--The figure given as filed is the number of cases transferred to this court by the Iowa Supreme Court. All appellate cases in Iowa are initially filed with the Supreme Court. It retains some of them, and transfers some to the Court of Appeals for disposition.

TABLE 10: Opinions reported by appellate courts, 1979.

Variations in court organization:

Appellate courts in this table have been separated into courts of last resort in states without intermediate appellate courts, courts of last resort in states with intermediate appellate courts, and intermediate appellate courts. This breakdown illustrates how the number of cases disposed of by opinion may vary by appellate court organization.

The number of appellate courts in each state is shown in Table 2.

Variations in subject matter jurisdiction:

The types of appellate cases and their complexity vary from state to state, and from appellate court to appellate court within a state. Variation in subject-matter jurisdiction may be partially explained by court organization, e.g., the presence of an intermediate appellate court, or the existence of a specialized appellate court. The number of, and time consumed by, original jurisdiction cases is also affected by several variables, including whether state statutes require that collateral attacks on criminal convictions be filed originally in the trial court or in the appellate court.

Sources of data:

These are found on the individual court profiles in Part II and in Appendix B.

Variations in case classification and definitions:

A case was classified as disposed of by opinion if it was so classified by the state annual report, e.g., a listing of "per curiam" would only be classified as an opinion if it was listed as "per curiam opinion." The data do not include dissenting and concurring opinions.

Courts may increase or decrease their reported caseloads by the way they count appeals of criminal convictions for two or more defendants, by whether cross appeals are counted as separate cases, and by the way they count appeals granted through discretionary jurisdiction.

Appropriate analyses:

Number of cases disposed of by opinion as percent of dispositions. This summary statistic may indicate the importance attributed by a specific court to opinion-writing as a manner of disposition. A figure of 68% can be interpreted to mean that 68% of that court's dispositions were resolved by an opinion. Although a lower figure in another court may indicate that court's preference to resolve disputes without opinion, the lower figure may result from a variety of other factors, such as: a higher caseload than the first court; fewer resources that can be devoted to opinion-writing than the first court; or a different set of cases that do not require elaborate explanations of decisions through opinion-writing. In short, this may be more of a workload measure than one which identifies opinion-writing as a method of announcing decisions.

Number of cases disposed of by opinion per judge. This summary statistic can be used as but one component of a general workload measure. A figure of 44 can be interpreted to mean that given that court's definition of an opinion, 44 cases were disposed of by an opinion for each judge assigned to that court.

Limitations on use:

Differences between courts can limit the value of the figures reported in this table. The use of different terminology by different courts to mean the same thing further complicates analysis. A per curiam opinion in one court may be the functional equivalent of a full opinion in another court, or a memorandum opinion in yet another court. An effort has been made to limit the reporting of opinions in this table to full-length opinions, signed or unsigned, but because we are not able to differentiate among ways terms are used in each state, some less than full-length opinions are probably included in these data.

Beyond the problem of distinguishing among types of opinions, full opinions may be of different lengths. Also, courts make varied use of commissioners, law clerks, and other legal staff. Some courts may use staff to draft opinions, while others do not. These figures may also vary depending on appellate court structure and the amount of discretionary jurisdiction. For these reasons, figures such as the number of cases disposed of by opinion per judge, and the number of opinions written per judge are less than perfect indicators of the level of work done by judges in these courts, and they are by no means an all-encompassing measure of a judge's workload. Behaviors other than opinion-writing are important components of a judge's daily activities.

**TABLE 10:**  
**Opinions reported by appellate courts, 1979.**  
*Courts reporting dispositions by opinion. Number and percent of cases disposed by opinion, by case type. Total cases disposed by opinion, total cases disposed, and number of justices/judges.*

State and court level	Cases disposed of by opinion						Total appeals disposed of by opinion
	Civil appeals	Criminal appeals	Agency appeals	Juvenile appeals	Post-conviction appeals		
	Number	% of category disposed of by opinion	Number	% of category disposed of by opinion	Number	% of category disposed of by opinion	
<b>Intermediate appellate courts</b>							
Alabama--Court of Civil Appeals.....	X		NH				
Court of Criminal Appeals.....	NH		X				
Arizona--Court of Appeals.....	200	30%	106	12%	23	11%	10
California--Courts of Appeal <sup>m</sup> .....	2,673		3,077				31%
Colorado--Courts of Appeals.....							
Connecticut--Appellate Session of Superior Court.....	60	50%	28	62%			
Georgia--Court of Appeals.....							
Illinois--Appellate Court <sup>m</sup> .....	1,232	53%	860	37%			
Indiana--Court of Appeals <sup>m</sup> .....							
Iowa--Court of Appeals.....	257 <sup>j</sup>	99%	120 <sup>j</sup>	100%	(j)		(j)
Kansas--Court of Appeals.....	276		133	100%			
Kentucky--Court of Appeals.....							
Maryland--Court of Special Appeals <sup>j</sup> .....							
Massachusetts--Appeals Court.....							
Michigan--Court of Appeals.....							
Missouri--Court of Appeals.....	594	46%	418	75%			
New Jersey--Appellate Division of Superior Court <sup>m</sup> .....							
New Mexico--Court of Appeals.....							
New York--Appellate Divisions of the Supreme Court.....							
North Carolina--Court of Appeals.....							1,104 <sup>j</sup>
Ohio--Court of Appeals.....	3,009	68%	2,109	78%			5,118
Oklahoma--Court of Appeals.....	435	100%					435
Oregon--Court of Appeals.....							
Pennsylvania--Superior Court.....							
Commonwealth Court.....							
Tennessee--Court of Appeals.....	699 <sup>i</sup>	81%					599 <sup>i</sup>
Court of Criminal Appeals.....	NH		575 <sup>i</sup>				575 <sup>i</sup>
Texas--Courts of Civil Appeals.....	2,040	90%					
Washington--Court of Appeals.....	559 <sup>j</sup>	48%	549 <sup>j</sup>	70%			1,108 <sup>j</sup>
Wisconsin--Court of Appeals.....							
<b>States with courts of last resort having no intermediate appellate courts</b>							
Alaska--Supreme Court <sup>m</sup> .....	119 <sup>j</sup>	47% <sup>j</sup>	84 <sup>j</sup>	60% <sup>j</sup>			(j)
District of Columbia--Court of Appeals.....							
Hawaii--Supreme Court <sup>m</sup> .....	66	59%	120	78%			
Idaho--Supreme Court <sup>m</sup> .....	112 <sup>j</sup>	62%	53 <sup>j</sup>	57%	25	65%	(j)
Maine--Supreme Judicial Court.....	177	72%	100	76%			
Mississippi--Supreme Court <sup>j</sup> .....							
Montana--Supreme Court.....							
Nebraska--Supreme Court.....	259	76%	84	39%	55	79%	18
New Hampshire--Supreme Court.....							
North Dakota--Supreme Court.....							
Oklahoma--Court of Criminal Appeals.....	NH		X				
Puerto Rico--Supreme Court.....							
South Carolina--Supreme Court.....							
South Dakota--Supreme Court <sup>m</sup> .....							
Texas--Court of Criminal Appeals.....	NH		2,524	61%			2,524
Utah--Supreme Court.....							
Vermont--Supreme Court.....							

Original proceedings	Sentence review only	Total cases disposed of by opinions	Total Dispositions	Number of Justices/Judges	Number of cases disposed of by opinion as percent of dispositions	Number of cases disposed of by opinion per Judge	Number of opinions per Judge
		246	370	3	66%	82	
		400	949 <sup>i</sup>	5 <sup>c</sup>	42% <sup>i</sup>	80 <sup>c</sup>	
21	8%	360	2,082	12	17%	30	
414	9%	6,164 <sup>m</sup>	13,439	58,1 <sup>c</sup>	46%	106 <sup>c</sup>	(104) <sup>m</sup>
		746	1,120	10	67%	75	
		88	165	3	53%	29	
		1,732	1,969	9	88%	192	
		2,092 <sup>m</sup>	4,660	31 <sup>c</sup>	45%	67	( 63) <sup>m</sup>
		1,108 <sup>m</sup>	1,142	12	97%	92	( 92) <sup>m</sup>
	(j)	377	379	5	99%	75	
		409	772	7	53%	58	
		1,141 <sup>j</sup>	1,896	14	60% <sup>j</sup>	86 <sup>j</sup>	
		911 <sup>j</sup>	1,533	13	59% <sup>j</sup>	70 <sup>j</sup>	
		388	975	10	40%	39	
		2,790	5,159	18	54%	155	
		1,032	2,216	28	47%	37	
		3,427 <sup>m</sup>	6,451	21 <sup>c</sup>	53%	163	(152) <sup>m</sup>
		183	509	7	36%	26	
		561	9,207	24 <sup>c</sup>	6%	23 <sup>c</sup>	
418 <sup>j</sup>	64% <sup>j</sup>	1,104	1,671	12	66%	92	
		5,536	7,876	44	70%	125	
		435	435	6	100%	73	
		687	3,369	10	20%	69	
		1,751		7		250	
		1,389		9		154	
		699	858	12	81%	58	
		575	670	9	86%	64	
		2,040	2,270	51	90%	40	
9	6%	1,136 <sup>j</sup>	2,233	16 <sup>c</sup>	51% <sup>j</sup>	71 <sup>j</sup>	
		867	1,760	12	49%	72	
3	8%	42	76%	5	43%	55	
		319	1,318	9	24%	35	
7	23%	197	297	5	66%	39	( 41) <sup>m</sup>
39	95%	229 <sup>m</sup>	354	5	65%	46	( 46) <sup>m</sup>
		277	447	7	62%	40	
		603 <sup>j</sup>	862	9	70% <sup>j</sup>	67 <sup>j</sup>	
		321	516	5	62%	64	
		416	660 <sup>i</sup>	7	63% <sup>i</sup>	59	
		224	303	5	74%	45	
		171 <sup>m</sup>	241	5	70%	34	
		284	720	3	39%	95	
		81	1,165	8	7%	10	
		261	507	5	51%	52	
		233 <sup>m</sup>	527	5	71% <sup>m</sup>	47	( 41) <sup>m</sup>
		2,524	4,157	9	61%	280	
		300	534	5	56%	60	
		115	367	5	31%	23	

TABLE 10:  
Opinions reported by appellate courts, 1979. (continued)

State and court level	Cases disposed of by opinion						Total appeals disposed of by opinion
	Civil appeals	Criminal appeals	Agency appeals	Juvenile appeals	Post-conviction appeals		
	% of category disposed of by	% of category disposed of by	% of category disposed of by	% of category disposed of by	% of category disposed of by		
<b>States with courts of last resort having no intermediate appellate courts (cont)</b>	Number	Number	Number	Number	Number	Number	
Virginia--Supreme Court.....							161
West Virginia--Supreme Court of Appeals.....							
Wyoming--Supreme Court.....							
<b>States with courts of last resort having intermediate appellate courts</b>							
Alabama--Supreme Court.....							428
Arizona--Supreme Court.....	67	85%	48	67%			115
Arkansas--Supreme Court.....							
California--Supreme Court.....	75	100%	48	98%			123
Colorado--Supreme Court.....							
Connecticut--Supreme Court.....	195	50%	43	75%			238
Florida--Supreme Court.....							
Georgia--Supreme Court.....							
Illinois--Supreme Court.....							
Indiana--Supreme Court.....							241
Iowa--Supreme Court <sup>m</sup> .....	202 <sup>J</sup>	25%	81 <sup>J</sup>	33%	(J)	(J)	
Kansas--Supreme Court.....	X		118	86%	X		238
Louisiana--Supreme Court.....							395
Maryland--Court of Appeals <sup>J</sup> .....							
Massachusetts--Supreme Judicial Court.....							
Michigan--Supreme Court.....							
Missouri--Supreme Court.....	107	80%	26	68%			133
New Jersey--Supreme Court <sup>m</sup> .....							141 <sup>m</sup>
New Mexico--Supreme Court.....							
New York--Court of Appeals.....							
North Carolina--Supreme Court.....							
Oklahoma--Supreme Court.....			NH				
Oregon--Supreme Court.....							
Pennsylvania--Supreme Court.....							
Tennessee--Supreme Court.....							
Texas--Supreme Court.....			NH				
Washington--Supreme Court.....	93	65%	25	74%			118

Note: All available data are included in the table. Blank spaces indicate that data were unavailable. A case was classified as disposed by opinion if it was so classified by the state annual reports, e.g., a listing of "per curiam" would only be classified as an opinion, if it was listed, "per curiam opinion." The data do not include dissenting or concurring opinions.

NH = This case type is not handled in this court.  
X = The data for this case type are known to be included in the total but were not available by category.

<sup>C</sup>Judge Information:

Alabama--Court of Criminal Appeals--There are three supernumerary judges also assigned to this court.  
California--Court of Appeal--Although there were 56 judges allocated originally, there were 58.1 full-time judge equivalents.  
Illinois--Appellate Court--Three retired and ten circuit judges also served by assignment during 1979.  
Missouri--Supreme Court--Three commissioners also served the Court.  
New York--Appellate Divisions of the Supreme Court--Nine justices and twelve certified retired judges were temporarily assigned to this Court.  
New Jersey--Twenty-two judges are authorized, but one judge served as acting administrative director of the courts.  
Texas--Courts of Civil Appeals--Nine new judges were added on December 1, 1978.  
Washington--Supreme Court--In addition, one commissioner serves the Supreme Court, and three commissioners served the Court of Appeals.

<sup>I</sup>Data are incomplete:

Alabama--Court of Criminal Appeals--Data do not include petitions disposed of in the clerk's office at the direction of the Court.  
Nebraska--Requests to appeal are not included in disposition data.  
Tennessee--Court of Appeals--In addition, there were 159 "per curiam and simple orders" dispositions.  
Court of Criminal Appeals--In addition, there were 95 "per curiam and orders" dispositions.

<sup>J</sup>Explanation of data included in the category:

Alaska--Civil and criminal appeals include some juvenile appeals.  
Idaho--Civil appeals include juvenile appeals. Criminal appeals include postconviction remedy cases.  
Minnesota--Agency appeals data include requests to appeal.  
Iowa--Supreme Court--Civil appeals include agency appeals and postconviction remedy cases. Criminal appeals include original jurisdiction cases.

Original proceedings	Sentence review only	Total cases disposed of by opinions	Total Dispositions	Number of Justices/Judges	Number of cases disposed of by opinion as percent of dispositions	Number of cases disposed of by opinion per Judge	Number of opinions per Judge		
								% of category disposed of by	% of category disposed of by
								Number	Number
		161	1,810	7	9%	23			
		185	804	5	23%	37			
		170 <sup>m</sup>	222	5	77%	34	(32) <sup>m</sup>		
		428	762	9	56%	48			
86	9%	201	1,095	5	18%	40			
		469	783	7	60%	67			
64	8%	187	3,669	7	5%	27			
		284	877	7	32%	41			
		238	542	6	44%	40			
		417	2,524	7	17%	60			
		646 <sup>m</sup>	1,274	7	51%	92			
		219	1,296	7	17%	31			
21	27%	262	604	5	43%	52			
7	100%	290 <sup>m</sup>	1,410	9	20%	32	(32)		
		238	416	7	57%	34			
12	21%	407	2,763	7	15%	58			
		112 <sup>J</sup>	528	7	21%	16 <sup>J</sup>			
		250		7		36			
		127	1,508	7	8%	18			
		133	687	7 <sup>C</sup>	19%	19 <sup>C</sup>			
14 <sup>m</sup>	15%	155 <sup>m</sup>	1,353	7	11%	22	(18) <sup>m</sup>		
		197	605	5	33%	39			
		163		7		23			
		162		7		23			
		277	881	9	31%	31			
		195	799	7	24%	28			
		403		7		58			
		161	801	5	20%	32			
		93	894	9	10%	10			
9	60%	189	755	9 <sup>C</sup>	25%	21 <sup>C</sup>			

Iowa--Court of Appeals--Civil appeals include agency appeals and postconviction remedy appeals. Criminal appeals include sentence review only cases.  
Kentucky--Court of Appeals--Of the figures given, 927 were "nonpublished" opinions.  
Maryland--Court of Appeals--Six of the 112 opinions were "unreported," and 715 of the 911 opinions of the Court of Special Appeals were "unreported."  
Mississippi--Of the 603 opinions, 107 were "unpublished."  
North Carolina--Court of Appeals--Civil appeals include agency appeals and State Bar cases.  
Ohio--Court of Appeals--This figure includes habeas corpus, original actions, appeals of administrative agencies, and appeals from the Court of Claims.  
Washington--Court of Appeals--Of the figures given, 322 civil, 377 criminal, and 11 other cases were unpublished opinions.  
<sup>m</sup>Categories for disposition type or trial data:  
Alaska--The 274 cases were disposed by 237 opinions published in 1979. Twenty six of the 274 cases were requests to appeal.  
California--Courts of Appeal--There were 6,031 majority opinions and "by the court" majority opinions that disposed of 6,164 cases.  
Georgia--Supreme Court--These 646 opinions were written during the 1979 court year which ran from September 1978 to August 1979.  
Hawaii--Supreme Court--207 opinions written in 197 cases.  
Idaho--227 cases were disposed of by 185 majority and 44 per curiam opinions.  
Illinois--Appellate Court--The 2,092 cases were disposed of by 1,952 majority and per curiam opinions.  
Indiana--Court of Appeals--The 1,108 cases were disposed of by 1,108 opinions.  
Iowa--Supreme Court--The 357 opinions covered 357 cases.  
New Jersey--Supreme Court--The 93 written opinions and 35 per curiam opinions disposed of 141 appeals and 14 disciplinary matters.  
Appellate Division of Superior Court--The 3,198 opinions disposed of 3,427 cases.  
North Dakota--Supreme Court--In addition to 171 majority opinions, there were 23 special concurring or dissenting opinions.  
South Dakota--The 233 cases were disposed of by 204 opinions.  
Wyoming--Supreme Court--These 170 cases were closed by 105 opinions.



TABLE 11: Time interval (days) data for courts of last resort and intermediate appellate courts, 1979.

Variations in court organization:

Appellate courts in this table have been separated into courts of last resort and intermediate appellate courts. See Table 2 for the number of appellate courts in each state.

Sources of data:

These are found in the individual court profiles in Part II and in Appendix B.

Variations in case classification and definitions:

Data on this table are apparently for appeals decided on the merits after a full review by the court, although this fact is not usually made explicit in the source documents.

Variations in counting cases:

Some courts count cases as soon as the notice of appeal is filed while others count them at a later event, such as at the filing of the record or the filing of the appellant's record. The latter method will exclude those cases that are withdrawn before the counting point from total dispositions.

Appropriate analyses:

Comparison can be made of time to disposition for courts at the same level that use the same event for the start of the time interval. The

time intervals used on this table are designed to divide the entire time a case is pending into the portion of time it is under the control of the court and the portion over which the lawyers have control. Comparisons can be made of the portion of the entire time the case is pending in a particular status with similar cases pending in another court of the same type. Comparisons can also be made of the length of time different types of cases take in the same court.

Limitations on use:

Courts are grouped on this table by type of court (court of last resort or intermediate appellate court) and by the events used to define the start and end of each interval. Comparisons should be restricted to similar types of cases in courts that use the same events for the start and end of the interval of interest.

Although an attempt has been made to divide the entire time a case is pending into the portion over which the lawyers have control and the portion the court has control, these are not the only actors that affect the pace of litigation. The lawyer may have to wait for the court reporter to prepare the necessary transcripts. The court may have to wait for another court to make a decision on a different aspect of the case. This table indicates the average pace of litigation for large groups of not necessarily homogeneous cases. A detailed study of the pace of litigation should be supported by data of far greater detail than are available here.

TABLE 11: Time interval (days) data for courts of last resort and intermediate appellate courts, 1979. Courts grouped by beginning event point. Beginning event to briefs filed, to argument or submission, and to decision announced. Argument or submission to decision announced. Type of cases included and statistic type (mean or median).

State and court title	Type of case	Beginning event	Beginning event to briefs filed	Beginning event to argument or submission	Argument or submission to decision announced	Beginning event to decision announced	Type of statistic
<b>Courts of last resort</b>							
Alaska--Supreme Court.....	civil	notice of appeal	249	338	237†	575†	mean
	criminal	notice of appeal	319	392	187†	579†	mean
	sentence appeal	notice of appeal	168	168	216†	384†	mean
District of Columbia--Court of Appeals.....	total cases	notice of appeal	127†	363	112	449	mean
Iowa--Supreme Court.....	civil	notice of appeal		329	61	390	mean
	priority civil	notice of appeal		206	50	256	mean
	criminal	notice of appeal		329	52	381	mean
	total cases	notice of appeal		314	57	371	mean
New Mexico--Supreme Court.....	total cases	notice of appeal		235	75	309	mean
New Jersey--Supreme Court.....	total cases	notice of appeal or granting certification		207	129	336	mean
	total cases	notice of appeal or granting certification		193	109	277	median
North Dakota--Supreme Court .....	civil	notice of appeal	125	167	77	244	mean
	criminal	notice of appeal	103	133	58	191	mean
Oregon--Supreme Court.....	total cases	notice of appeal				362†	mean
Washington--Supreme Court.....	criminal	notice of appeal	319†	123	108	556	median
	civil	notice of appeal	271†	107	143	505	median
	juvenile	notice of appeal	134†	0	128	262	median
	all cases	notice of appeal	296†	117	135	518	median
Hawaii--Supreme Court.....	civil	filing of appeal				1,107	mean
	criminal	filing of appeal				830	mean
	other	filing of appeal				1,080	mean
	original proceedings					73	mean
Idaho--Supreme Court.....	civil and juvenile	filing of appeal		240	553	793	mean
	criminal and postconviction	filing of appeal		293	447	740	mean
	administrative agency	filing of appeal		207	473	680	mean
Wyoming--Supreme Court.....	total cases	docketing		177	85	262	mean
Arkansas--Supreme Court.....	civil	filing of record		121	15	137	mean
	criminal and post-conviction remedy	filing of record		156	35	191	mean
Mississippi--Supreme Court .....	total cases	filing of record				245	mean
	total cases	judgment in lower court				410	mean
Maryland--Court of Appeals.....	total cases	disposition in lower court			107	454	mean
New Jersey--Supreme Court.....	total cases	judgment below		314	129	443	mean
	total cases	judgment below		286	109	370	median
<b>Intermediate appellate courts</b>							
Alabama--Court of Civil Appeals.....	total cases (all civil)	notice of appeal	119†	186	21	207	mean
Iowa--Court of Appeals.....	civil	ready for submission			159		mean
	priority civil	ready for submission			128		mean
	criminal	ready for submission			137		mean
	total cases	ready for submission			149		mean
New Jersey--Appellate Division of Superior Court.	total cases	notice of appeal		431	23	391	mean
	total cases	notice of appeal		358	14	353	median
New Mexico--Court of Appeals.....	torts	notice of appeal	181			428	mean
	administrative appeals	notice of appeal	124			368	mean
	workmen's compensation	notice of appeal	162			289	mean
	interlocutory appeal	notice of appeal	74			134	mean
	other civil	notice of appeal	158			384	mean
	criminal and juvenile	notice of appeal				207	mean
Oregon--Court of Appeals.....	non-criminal	notice of appeal				217†	mean
Washington--Court of Appeals.....	criminal	notice of appeal	194†	223	54	423	median
	civil	notice of appeal	187†	203	61	439	median
	juvenile	notice of appeal	139†	155	76	375	median
	all appeals	notice of appeal	190†	219	61	425	median
Texas--Court of Civil Appeals.....	total cases (all civil)	filing of appeal			70	198	mean
Maryland--Court of Special Appeals.....	total cases	disposition in lower court			37	293	mean
New Jersey--Appellate Division of Superior Court.	total cases	judgment below		480	23	397	mean
	total cases	judgment below		404	14	359	median

Note: Times are often given in months, fractions of months, or months and days. For comparability, months were converted to days by using 30.5 days per month. Data on this table are apparently for appeals decided on the merits after a full review by the court, although this fact is not usually made explicit in the source documents. The data for the Washington Supreme Court are only for appeals filed directly with the court, and not for appeals certified or transferred from the intermediate appellate court. In addition to regular appeals, the New Jersey Supreme Court data include some cases in which the decision on the merits is made pursuant to the argument as to whether the certification should be granted. All available data are entered in the table. Blank spaces indicate that the data are not available.

†For the time the briefs are filed, the following events were used: Readiness--Iowa Supreme Court. Date perfected--Washington Supreme Court, and Washington Court of Appeals. Appellee's brief--Alabama Court of Civil Appeals. For time decision announced, the following events were used: Opinion publication--Alaska Supreme Court. Final decision--Oregon Supreme Court and Oregon Court of Appeals.

TABLE 12: Filed cases for appellate courts, 1970-1979.

TABLE 13: Number and percent change in filed cases year to year and for 10-year period for appellate courts, 1970-1979.

Variations in court organization:

Appellate courts in this table have been separated into courts of last resort and intermediate appellate courts. See Table 2 for the number of appellate courts in each state.

Of the 55 courts of last resort in the 50 states, District of Columbia, Guam, and Puerto Rico, 40 reported complete trend data on appellate cases filed for at least five years. Of the 33 intermediate appellate courts, 25 reported complete trend data on appellate cases filed for at least five years.

Sources of data:

These are found in the State Court Caseload Statistics: Annual Report series, 1976-1979 and historical data supplied by selected state court administrative offices.

Variations in subject matter jurisdiction:

The jurisdiction of each court is outlined briefly in the court system chart for each state located in Part II of this report. Variations in jurisdiction make caseload comparisons among appellate courts extremely difficult.

Variations in case classification and definitions:

The case classifications used in the Annual Report series are those chosen for inclusion in the State Court Model Annual Report and State Court Model Statistical Dictionary. Differences among states in what they include in even the broad category, appellate case, can make caseload comparisons difficult from state to state. Some courts, for example, include only appeals in their appellate caseload. Some include original appellate proceedings as cases, while others exclude them. Some courts count requests to appeal as separate cases, double-counting those that are granted and become appeals.

Variations in counting cases:

As indicated in Table 11, some courts count cases as soon as the notice of appeal is filed while others count them at a later event. The latter will exclude those cases that are withdrawn before the counting point from total filings.

The other variations in counting noted in Table 11 also apply to Tables 12 and 13.

Appropriate analyses:

The method of counting cases and the data included for each yearly figure were kept constant for each court. As a result, the number and percent changes in caseloads reported in these tables are, except where otherwise noted, due to accrual change (usually growth) in court filings and not to changes in the way the court counted cases. Changes for similar courts or for all courts within a state may be compared for identical time periods.

Limitations on use:

Caseloads normally fluctuate from year to year, so changes from one year to the next may not be representative of the actual underlying trend. The change in the jurisdiction of a court or the creation of an intermediate appellate court will have a dramatic effect on the rate and direction of change of related courts' caseloads. Creation of an intermediate court increases the opportunity to file cases, so states in which these courts were created will probably show faster growth in the total appellate caseload than that found in states that either had an intermediate court for the entire interval or did not have one at all. Once the capacity of the new court is reached, the rate of growth may decrease. The addition of judges to an intermediate court may have a similar though less dramatic effect on historical caseload data growth patterns.



TABLE 13:  
Number and percent change in filed cases year to year and for 10-year period for appellate courts, 1970-1979.  
Appellate courts reporting five or more years of cases filed data.

State and court title	Number and percent change in cases filed									
	1970 to 1971	1971 to 1972	1972 to 1973	1973 to 1974	1974 to 1975	1975 to 1976	1976 to 1977	1977 to 1978	1978 to 1979	1970 to 1979
<b>Courts of last resort</b>										
Alabama--Supreme Court .....						141 ( 38%)	305 ( 60%)	-148 (-18%)	95 ( 14%)	
Alaska--Supreme Court .....						153 ( 49%)	145 ( 31%)	17 ( 3%)	26 ( 4%)	
Arizona--Supreme Court.....	-18 (-3%)	-20 (-3%)	9 ( 1%)	63 ( 9%)	140 (19%)	134 ( 15%)	-59 (-6%)	147 ( 15%)	-83 (-7%)	349 ( 51%)
California--Supreme Court.....						133 ( 4%)	49 ( 1%)	162 ( 4%)	-228 (-6%)	
Colorado--Supreme Court.....	-24*(-4%)	-27 (-5%)	89 ( 17%)	5 ( 1%)	-58 (-9%)	98 ( 18%)	84 ( 13%)	119 ( 16%)	87 ( 10%)	373 ( 66%)
Delaware--Supreme Court.....						2 ( 1%)	29 ( 9%)	-3 (-1%)	-22 (-6%)	
District of Columbia--Court Appeals.....						104 ( 8%)	-16 (-1%)	-48 (-4%)	-69 (-5%)	
Florida--Supreme Court .....						368 ( 20%)	39 ( 2%)	487 ( 22%)	-179 (-7%)	
Georgia--Supreme Court .....						120 ( 9%)	63 ( 4%)	10 ( 1%)		
Hawaii--Supreme Court.....						71 ( 37%)	51 ( 19%)	58 ( 18%)	-36 (-10%)	
Idaho--Supreme Court.....						-6 (-2%)	42 ( 13%)	-34 (-9%)	70 ( 21%)	
Illinois--Supreme Court.....						-89 (-8%)	141 ( 14%)	111 ( 10%)	96 ( 8%)	
Iowa--Supreme Court.....						90 ( 8%)	55 ( 5%)	259 ( 21%)	17 ( 1%)	
Kansas--Supreme Court.....			-27 (-7%)	1 ( 0%)	26 ( 8%)	70 ( 19%)	26 ( 6%)			
Kentucky--Supreme Court.....						-366 (-31%)	-370*(-45%)	308 ( 67%)	-17 (-2%)	
Louisiana--Supreme Court.....	108 ( 14%)	181 ( 21%)	39 ( 4%)	175 ( 16%)	348 (28%)	156 ( 10%)	504 ( 29%)	139 ( 6%)	437 ( 18%)	2,087 (277%)
Maine--Supreme Judicial Court.						66 ( 25%)	45 ( 13%)	43 ( 11%)	-14 (-3%)	
Maryland--Court of Appeals....						-99(-13%)	-99(-15%)	27( 5%)	-45(-8%)	
Michigan--Supreme Court.....	204 ( 40%)	-50 (-7%)	153 ( 23%)	146 ( 18%)	17 ( 2%)	71 ( 7%)	458 ( 44%)	133 ( 9%)	-166 (-10%)	966 (192%)
Minnesota--Supreme Court.....	8 ( 1%)	19 ( 3%)	74 ( 12%)	104 ( 15%)	140 (18%)	-10 (-1%)	90 ( 10%)	116 ( 12%)		
Missouri--Supreme Court.....						140 ( 32%)	88 ( 15%)	52 ( 8%)	69 ( 11%)	
Montana--Supreme Court.....	8 ( 4%)	39 ( 20%)	3 ( 1%)	30 ( 13%)	30 (11%)	110 ( 37%)	60 ( 15%)	48 ( 10%)	-45 (-9%)	283 (150%)
Nevada--Supreme Court.....	-90 (-23%)	69 ( 23%)	17 ( 5%)	42 ( 11%)	119 (27%)	253 ( 46%)	286 ( 35%)	-61 (-6%)	-119 (-12%)	516 (130%)
New Hampshire--Supreme Court...	47 ( 34%)	2 ( 1%)	52 ( 28%)	30 ( 12%)	-2 (-1%)	5 ( 2%)	42 ( 15%)	-5 (-2%)	-17 (-5%)	154 (111%)
New Jersey--Supreme Court.....						-116(-11%)	-262(-23%)	114( 13%)	70( 7%)	
New Mexico--Supreme Court.....	22 ( 10%)	55 ( 23%)	3 ( 1%)	135 ( 45%)	67 (15%)	58 ( 12%)	74 ( 13%)	22 ( 3%)	-39 (-6%)	397 (182%)
North Carolina--Supreme Court.						26 ( 5%)	-81 (-15%)	76 ( 16%)	83 ( 15%)	
North Dakota--Supreme Court...						21 ( 16%)	36 ( 24%)			
Ohio--Supreme Court.....		96 ( 11%)	143 ( 14%)	59 ( 5%)	120 (10%)	81 ( 6%)	112 ( 8%)	77 ( 5%)	128 ( 8%)	
Oklahoma--STATE TOTAL.....	-122*(-9%)	46 ( 4%)	140 ( 11%)	157 ( 11%)	228 (14%)	192 ( 11%)	4 ( 0%)	-273 (-14%)	193 ( 11%)	565 ( 42%)
Supreme Court.....	-293*(-40%)	75 ( 17%)	194 ( 38%)	33 ( 5%)	257 (35%)	27 ( 3%)	90 ( 9%)	-80 ( 7%)	147 ( 14%)	450 ( 62%)
Court of Criminal Appeals...	171 ( 27%)	-26 (-3%)	-57 (-7%)	124 ( 17%)	-29 (-3%)	165 ( 20%)	-86 (-9%)	-193 (-22%)	46 ( 7%)	115 ( 18%)
Oregon--Supreme Court.....						200 ( 26%)	-88 (-9%)	-291 (-33%)	133 ( 22%)	
Pennsylvania--Supreme Court...			-37 (-3%)	220 ( 16%)	89 ( 6%)	40 ( 2%)	-187 (-11%)	395 ( 26%)	-94 (-5%)	
Puerto Rico--Supreme Court....			117 ( 13%)	76 ( 8%)	12 ( 1%)	121 ( 11%)	44 ( 4%)	-112 (-9%)	34 ( 3%)	
Rhode Island--Supreme Court...						64 ( 18%)	16 ( 4%)	18 ( 4%)	41 ( 9%)	
South Carolina--Supreme Court.						140 ( 51%)	71 ( 17%)	227 ( 47%)	1 ( 0%)	
South Dakota--Supreme Court...						76 ( 35%)	-6 (-2%)	-9 (-3%)	40 ( 14%)	
Tennessee--Supreme Court.....						-56 (-6%)	-18 (-2%)	-66 (-8%)	41 ( 5%)	
Texas--STATE TOTAL.....						1,059 ( 29%)	953 ( 20%)	215 ( 4%)	-83 (-1%)	
Supreme Court.....						99 ( 10%)	-37 (-3%)	35 ( 3%)	-56 (-5%)	
Court of Criminal Appeals...						960 ( 35%)	990 ( 27%)	180 ( 4%)	-27 (-1%)	
Vermont--Supreme Court.....						11 ( 3%)	-2 (-1%)	-5 (-1%)	63 ( 18%)	
Virginia--Supreme Court.....	-51 (-4%)	69 ( 5%)	-149 (-11%)	7 ( 1%)	270 (21%)	146 ( 10%)	260 ( 16%)	-86 (-4%)	16 ( 1%)	482 ( 35%)
Washington--Supreme Court.....		-36 (-8%)	12 ( 3%)	71 ( 17%)	7 ( 1%)	85 ( 17%)	49 ( 8%)	16 ( 3%)	131 ( 20%)	
West Virginia--Supreme Court of Appeals.....						158 ( 22%)	-15 (-2%)	-150 (-17%)	299 ( 42%)	
Wyoming--Supreme Court .....						9 ( 7%)	8 ( 6%)	11 ( 8%)	20 ( 13%)	

Intermediate appellate courts

Alabama--STATE TOTAL.....						259 (26%)	-109 (-9%)	112 (10%)	-25 (-2%)	
Court of Civil Appeals.....						53 (40%)	122 (66%)	53 (17%)	58 (14%)	
Court of Criminal Appeals...						206 (23%)	-231 (-21%)	59 (7%)	-83 (-9%)	
Arizona--Court of Appeals.....	-22 (-3%)	92 (12%)	46 (5%)	400 (43%)	404 (31%)	292 (17%)	-12 (-1%)	178 (9%)	-184 (-8%)	1,194 (148%)
California--Courts of Appeal..	606 (8%)	-133 (-2%)	612 (7%)	612 (7%)	518 (6%)	376 (4%)	1,148 (11%)	877 (8%)	516 (4%)	5,132 (66%)
Colorado--Court of Appeals....	243 (65%)	-190 (-31%)	42 (10%)	-24 (-5%)	414 (93%)	57 (7%)	213 (23%)	-9 (-1%)	95 (8%)	841 (225%)
Florida--Court of Appeals.....						1,280 (16%)	518 (6%)	-84 (-1%)	2,787 (29%)	
Illinois--Appellate Court.....	643 (35%)	521 (21%)	24 (1%)	215 (7%)	876 (27%)	-162 (-4%)	408 (10%)	30 (1%)	1,321 (30%)	3,876 (209%)
Indiana--Court of Appeals.....						151 (24%)	106 (14%)	13 (1%)	45 (5%)	
Kansas--Court of Appeals.....	--	--	--	--	--	--	--	422 (114%)	24 (3%)	
Kentucky--Court of Appeals....	--	--	--	--	--	--	1,307 (213%)	-351 (-55%)	292 (19%)	
Louisiana--Court of Appeal....	39 (3%)	118 (8%)	16 (1%)	-10 (-1%)	441 (28%)	169 (8%)	218 (10%)	-21 (-1%)	278 (12%)	1,248 (88%)
Maryland--Court of Special Appeals.....						255 (20%)	41 (0%)	99 (6%)	45 (3%)	
Massachusetts--Appeals Court..						-265 (-30%)	561 (93%)	-116 (-10%)	-5 (0%)	
Michigan--Court of Appeals....	122 (6%)	463 (20%)	277 (10%)	503 (16%)	856 (24%)	109 (2%)	730 (16%)	-26 (0%)	251 (5%)	3,285 (148%)
Missouri--Court of Appeals....						363 (20%)	-35 (-2%)	109 (5%)	-36 (-2%)	
New Jersey--Appellate Division of Superior Court.....	297 (12%)	837 (30%)	300 (8%)	-82 (-2%)	582 (15%)	436 (10%)	1,159 (24%)	120 (2%)	-480 (-8%)	3,169 (129%)
New York--Appellate Terms of the Supreme Court.....						-62 (-3%)	315 (15%)	-215 (-9%)	-180 (-8%)	
New Mexico--Court of Appeals..	64 (38%)	3 (1%)	83 (35%)	157 (49%)	39 (8%)	-68 (-13%)	130 (29%)	-37 (-6%)	-22 (-4%)	349 (208%)
Ohio--Court of Appeals.....		513 (14%)	598 (14%)	594 (12%)	1,366 (25%)	335 (5%)	788 (11%)	-446 (-6%)	448 (6%)	
Oklahoma--Court of Appeals....	--	27 (6%)	-107 (-23%)	41 (11%)	-79 (-19%)	91 (28%)	-65 (-16%)	96 (27%)	198 (44%)	
Oregon--Court of Appeals.....	45 (8%)	144 (23%)	77 (10%)	203 (24%)	493 (47%)	308 (20%)	501 (27%)	758 (32%)	350 (11%)	2,879 (499%)
Pennsylvania--STATE TOTAL.....			694 (18%)	-558 (-12%)	1,107 (28%)	1,044 (21%)	297 (5%)	1,328 (21%)	-759 (-10%)	
Superior Court.....			237 (10%)	-467 (-17%)	793 (36%)	635 (21%)	69 (2%)	795 (21%)	-448 (-10%)	
Commonwealth Court.....			457 (34%)	-91 (-3%)	314 (18%)	409 (20%)	228 (9%)	553 (20%)	-311 (-10%)	
Tennessee--STATE TOTAL.....	-4 (0%)	183 (21%)	50 (5%)	-76 (-7%)	263 (26%)	51 (4%)	142 (11%)	-48 (-3%)	14 (1%)	575 (67%)
Court of Appeals.....	-36 (-7%)	46 (10%)	-4 (-1%)	-9 (-2%)	170 (35%)	39 (6%)	64 (9%)	-27 (-4%)	45 (6%)	287 (59%)
Court of Criminal Appeals...	32 (9%)	137 (34%)	54 (10%)	-67 (-11%)	99 (19%)	6 (1%)	78 (12%)	-20 (-3%)	-31 (-4%)	285 (77%)
Texas--Courts of Civil Appeals	100 (8%)	69 (5%)	-65 (-5%)	170 (13%)	262 (17%)	60 (3%)	145 (8%)	203 (10%)	273 (13%)	1,217 (99%)
Washington--Court of Appeals..	--	306 (33%)	1 (0%)	297 (24%)	278 (18%)	-42 (2%)	219 (12%)	97 (5%)	150 (7%)	

Note: For inclusion on this table a case is defined as any appeal, any original proceeding, or any request to appeal. Requests to appeal are counted when originally filed and are not counted again if granted. The numbers correspond to the numbers not in parentheses in the remainder of the report. All complete data are entered in the table and all appropriate calculations are included. Blank spaces indicate that the data were not available or the calculations were not appropriate.

-- = Not applicable.

\*Indicates the year the intermediate appellate court began operation.

†Data are not complete:

New Jersey--Supreme Court--Data do not include all motions for direct certification and motions for leave to appeal.

‡Explanation of data included in the category:

Maryland--Court of Appeals and Court of Special Appeals--Requests to appeal granted were double counted in the data reported here for 1975 and 1976--once when the request to appeal was filed and again when the resulting appeal was filed. As a result, the difference between filing volumes in 1967 and 1977 is understated.

§Additional information:

Kentucky--Supreme Court--Before 1976, the court of last resort was named the Court of Appeals.

### Trial court summary statistics

This section contains tables that display the 1979 statistical data from the trial courts. The data cannot be found in published annual reports alone. All published annual reports and other available documents from the 50 states, the District of Columbia, Guam, and Puerto Rico were used. Unpublished data provided by state court administrators or other officials were also used.

In this 1979 Annual Report the number of states with some trial court data displayed has increased from 44 states and the District of Columbia in 1975, to 49 states, the District of Columbia, Guam, and Puerto Rico in 1977, 1978 and 1979. The major reason for the increase has been the addition of statistics from limited jurisdiction courts. Court systems that contributed to the 1975 Annual Report have provided more data as state court administrators have become aware of the CSIM data needs. Several states that submitted no data for the 1975 report have since changed or improved their data systems to the extent that they now provide data for the national statistical series.

Trial court data received from states are generally more detailed and easier to interpret than appellate court data. However, some very specific problems prevent comparisons of the data presented in this report. These problems are (1) the lack of uniform case classifications; (2) lack of uniform ways of counting cases; (3) the lack of complete data reported by the courts; (4) questions relating to the validity of data collected, both published and unpublished; and (5) variations in the subject matter jurisdiction of the courts.

The first problem in comparing data available from trial courts is the lack of uniformity in case classification and unit of case count. Both the case categories and the data classified in the case categories vary from state to state. Under the case category of "law," for example, one state may use the term "civil judgment," another "civil complaint," and still another may report the case as "money judgment." This makes consolidation of these categories difficult. The lack of uniformity in unit of case count causes difficulty in comparison of caseload (see Figure C). Units of counting criminal cases may be informations, indictments, or complaints; the number of defendants; or even the number of charges. Civil cases may be counted at the filing of a complaint, at note of issue, or at the time placed on the calendar.

The second problem in comparing data available from trial courts is the lack of complete statistics. Some states report only total caseload. Others report individual case categories, but omit

breakdowns within certain categories to show what is included within, for example, domestic relations, estate, or mental health. This omission presents a problem in interstate comparisons. In addition, there are states that are not consistent in their reporting of data. The general jurisdiction court, for example, may give detailed category breakdowns, whereas the limited jurisdiction court may report only total civil, criminal, and juvenile cases, or not report at all.

The third problem relates to questions of validity of the data collected, both published and unpublished. One of the major factors in data validity is the chance of human error. Many elements (hidden data, transposition of figures, double counting of cases, manner used to verify data) contribute to the scope of this problem. Although many verification techniques have been implemented by state court administrators and by the Court Statistics and Information Management Project staff to keep errors to a minimum, the reader should understand that a verification process does not guarantee absolute accuracy.

The final problem is variation in the subject matter jurisdiction of the courts. In 1979, five states, Illinois, Idaho, Iowa, Missouri and South Dakota, the District of Columbia, and Guam, handled all types of cases in general jurisdiction courts. In other states, such as Florida and New Jersey, general jurisdiction courts process only major criminal cases and major civil actions, while other civil and criminal cases are handled by limited jurisdiction courts. Limited jurisdiction courts were added to this series in 1976 in order to present a complete picture of the trial court caseload. The 1979 state statistical profiles in Part II show that the number and types of trial courts vary from state to state. This difference in court structure must be kept in mind while examining the data in these summary tables.

The reader should note two other factors before reviewing the trial court tables. The first: only states reporting data that could be displayed in specific case category tables (i.e., felony, real property rights, status offenses, etc.) were included in such tables. For the sake of clarity, those states that did not report such data were not listed.

The following tables are sequenced from a general overview (national caseload totals for courts) to the more specific caseload detail (civil, criminal, traffic, and juvenile case categories and caseload).

FIGURE C:  
Criminal case unit of count, used by trial courts, by state.

State	Court	Charging document	Defendants on	Other		No consistent definition
		Information, indictment, or complaint	information, indictment, or complaint	Charges	Case number	
Alabama	All trial courts reporting		X			
Alaska	All trial courts	X				
Arizona	All trial courts		X			
Arkansas	All trial courts	X				
California	All trial courts		X			
Colorado	All trial courts		X			
Connecticut	All trial courts		X			
Delaware	Superior Court		X			
	All other trial courts			X		
District of Columbia	Superior Court		X			
Florida	All trial courts		X			
Georgia	All trial courts reporting		X			
Guam		X				
Hawaii	Circuit Court		X			
	District Court			X		
Idaho	All trial courts			X		
Illinois	Circuit Court	X				
Indiana	All trial courts reporting	X				
Iowa	District Court	X				
Kansas	All trial courts reporting	X				
Kentucky	All trial courts		X			
Louisiana	District Court		X			
	Other trial courts reporting	X				
Maine	Superior Court		X			
	District Court	X				
Maryland	Circuit Court	X				
	District Court		X			
Massachusetts	All trial courts reporting	X				
Michigan	All trial courts reporting		X			
Minnesota	All trial courts					X
Mississippi	All trial courts reporting	X				
Missouri	All trial courts reporting	X				
Montana	District Court		X			
Nebraska	District Court		X			
	County Court	X				
	Municipal Court		X			
Nevada	District Court		X			
New Hampshire	All trial courts					X
New Jersey	All trial courts	X				
New Mexico	District Court		X			
	Magistrate Court	X				
New York	All trial courts reporting		X			
North Carolina	All trial courts					X
North Dakota	All trial courts				X	
Ohio	All trial court		X			
Oklahoma	District Court	X				
Oregon	All trial courts				X	
Pennsylvania	All trial courts reporting		X			
Puerto Rico	All trial courts reporting			X		
Rhode Island	All trial courts reporting	X				
South Carolina	All trial courts	X				
South Dakota	Circuit Court	X				
Tennessee	All trial courts reporting	X				
Texas	All trial courts		X			
Utah	All trial courts	X				
Vermont	All trial courts	X				
Virginia	All trial courts			X		
Washington	All trial courts		X			
West Virginia	All trial courts reporting	X				
Wisconsin	All trial courts	X				
Wyoming	District Court	X				

TABLE 14: Reported national caseload (civil, criminal, traffic, juvenile, and total) in general jurisdiction, limited jurisdiction, and all trial courts, 1979.

Variations in court organization:

In 1979 the number of different kinds of trial courts in a state ranged from 1 (in states with a single-tier trial court) to 15. Five states (Idaho, Illinois, Iowa, Missouri, and South Dakota), the District of Columbia, and Guam have no limited jurisdiction courts.

A court organization chart for each state can be found in Part II of this report.

Variations in subject matter jurisdiction:

When comparing trial court statistics, the differences in jurisdiction both within and among states must be examined. For example, general jurisdiction courts in states with single-tier courts handle all cases from felonies to parking violations and from the largest civil actions to small claims. Another state's general jurisdiction courts may have a criminal division that handles only felony matters (after preliminary hearing in a limited jurisdiction court), and a civil division that handles no civil cases involving less than \$10,000.

Variations in case classification and definitions:

Some states report only total caseload. Others report individual case categories, but omit breakdowns within certain categories to show what is included within, for example, domestic relations, estate, or mental health. This omission presents a problem in interstate comparison.

In addition, there are states that are not consistent in their reporting of data. The general jurisdiction court, for example, may give detailed category breakdowns, whereas the limited jurisdiction court may report only total civil, criminal, and juvenile cases, or not report at all.

Sources of data:

The 1979 state statistical profiles in Part II show how the number and types of courts vary from state to state. Also see Appendix B.

Variations in counting cases:

Figure C displays the existing variation in criminal case units of count. These figures show that the problem of case definition in trial courts is more acute on the criminal side. Most states, Puerto Rico, and Guam count civil cases in all trial courts when the petition or complaint is filed. In criminal cases, however, the two major units of count are almost evenly divided. Paper documents filed are the count unit for some courts, while the number of defendants is the count unit for other courts. In fact, several states have courts using different units of count.

Reported cases:

The reported cases for all trial courts, for general jurisdiction courts, and for limited jurisdiction courts include all complete data by the level of court indicated within the state. For example, for a state with more than one limited jurisdiction court to be included in the reported cases for limited jurisdiction courts, all of its limited jurisdiction courts must have reported complete data.

Number of states reporting complete data:

This figure represents the total number of states whose trial courts, at the indicated level, reported complete data.

Percent of population represented by complete data:

State population figures used are the revised 1979 Bureau of Census estimates and total 227,836,000 for the 50 states, the District of Columbia, Guam and Puerto Rico. This was the figure used to compute percent of population represented by complete data for all trial courts, and for civil and criminal case types in general jurisdiction courts.

Estimated national totals:

These are the cumulative totals of all reported state total data that were complete, plus the estimated totals for each state for which complete figures were unavailable. The procedure used to estimate incomplete and missing data is discussed in Appendix A.

Appropriate analyses:

The estimates of total trial court volume can be compared to the estimates of the total appellate volume given in Table 1 to indicate the relationship between trial and appellate courts. The estimate of the total volume of each major case type, civil, criminal, traffic, and juvenile, shows the relative distribution of the types of cases that are brought to the trial courts.

Limitations on use:

The estimates of case volume are based on complete data from only a portion of the states. It is not possible at this time to gauge the variability of these estimates. They should be viewed only as gross, "ball park" estimates, and not as representing the exact volume of cases in state courts.

TABLE 14: Reported national caseload (civil, criminal, traffic, juvenile, and total) in general jurisdiction, limited jurisdiction, and all trial courts, 1979. Estimated civil, criminal, juvenile, traffic, and total cases filed and disposed in all trial courts.

Reported and estimated caseload	Filed	Disposed
<b>CIVIL</b>		
<b>All trial courts:</b>		
Reported cases.....	5,707,522	4,555,671
Number of states reporting complete data.....	25	20
Percent of population represented by complete data.....	44%	37%
Percent of variance explained (R <sup>2</sup> ).....	88%	99%
Estimated totals from Appendix A.....	7,897,508	8,401,568
Estimated national totals.....	14,000,000	13,000,000
<b>General jurisdiction courts:</b>		
Reported cases.....	5,239,248	3,828,185
Number of states reporting complete data (43 states handle civil cases in limited jurisdiction courts).....	46	36
Percent of population represented by complete data.....	82%	71%
<b>Limited jurisdiction courts:</b>		
Reported cases.....	3,189,061	2,573,362
Number of states reporting complete data.....	19	15
Percent of population represented by complete data (195,656,000 is the population in the 43 states).....	50%	45%
<b>CRIMINAL</b>		
<b>All trial courts:</b>		
Reported cases.....	3,517,147	3,263,105
Number of states reporting complete data.....	21	17
Percent of total population represented by complete data.....	33%	31%
Percent of variance explained (R <sup>2</sup> ).....	86%	99%
Estimated totals from Appendix A.....	7,136,599	6,699,288
Estimated national totals.....	11,000,000	10,000,000
<b>General jurisdiction courts:</b>		
Reported cases.....	2,388,087	1,762,567
Number of states reporting complete data.....	45	38
Percent of total population represented by complete data.....	74%	69%
<b>Limited jurisdiction courts:</b>		
Reported cases.....	2,704,238	2,702,079
Number of states reporting complete data (46 states handle criminal cases in limited jurisdiction courts).....	16	12
Percent of total population represented by complete data (203,125,000 is the population in the 46 states).....	38%	37%
<b>TRAFFIC</b>		
<b>All trial courts:</b>		
Reported cases.....	39,588,754	30,181,456
Number of states reporting complete data.....	30	26
Percent of population represented by complete data.....	53%	54%
Percent of variance explained (R <sup>2</sup> ).....	44%	99%
Estimated totals from Appendix A.....	14,849,094	16,435,720
Estimated national totals.....	54,000,000	47,000,000
<b>General jurisdiction courts:</b>		
Reported cases.....	12,028,507	5,730,122
Number of states reporting complete data.....	19	17
Percent of population represented by complete data (59,724,000 is the population in the states handling traffic cases in general jurisdiction courts).....	98%	82%
<b>Limited jurisdiction courts:</b>		
Reported cases.....	28,097,503	25,455,810
Number of states reporting complete data.....	21	18
Percent of population represented (205,470,000 is the population in the states handling traffic cases in limited jurisdiction courts).....	45%	48%
<b>JUVENILE</b>		
<b>All trial courts:</b>		
Reported cases.....	1,105,496	865,050
Number of states reporting complete data.....	42	30
Percent of population represented by complete data (227,836 is total population).....	66%	55%
Percent of variance explained (R <sup>2</sup> ).....	38%	99%
Estimated totals from Appendix A.....	699,021	880,206
Estimated national totals.....	2,000,000	2,000,000
<b>General jurisdiction courts:</b>		
Reported cases.....	674,275	558,813
Number of states reporting complete data.....	30	25
Percent of population represented by complete data (161,297,000 is the total population for states handling juvenile cases in general jurisdiction courts).....	71%	64%
<b>Limited jurisdiction courts:</b>		
Reported cases.....	434,097	312,981
Number of states reporting complete data.....	17	9
Percent of population represented by complete data (111,597,000 is the total population for states handling juvenile cases in limited jurisdiction courts).....	58%	45%

(continued on next page)

**TABLE 14:**  
Reported national caseload (civil, criminal, traffic, juvenile, and total) in general jurisdiction, limited jurisdiction, and all trial courts, 1979. (continued)

Reported and estimated caseload	Filed	Disposed
<b>TOTAL</b>		
All trial courts:		
Reported cases.....	49,918,919	38,865,282
Estimated totals from Appendix A.....	30,582,222	32,416,782
Estimated national totals.....	81,000,000	72,000,000
General jurisdiction courts:		
Reported cases.....	20,330,117	11,879,687
Limited jurisdiction courts:		
Reported cases.....	34,424,899	31,044,232

Note: Data included in this table are those from the 50 states, the District of Columbia, Guam and Puerto Rico. To ascertain the states that reported data in any category, refer to Table 15.

**TABLE 15: Reported total trial court caseload, 1979.**

Variations in court organization:

Fifty states, the District of Columbia, Guam, and Puerto Rico have 1979 trial court data displayed in Table 15.

A court organization chart for each state is in Part II of this report. The wide variation in court organization from state to state can be illustrated by comparing the District of Columbia's single-tier court system with Georgia, which has a number of general jurisdiction and/or limited jurisdiction courts. These differences in court organization determine the proportion of total trial court caseload that will be heard in general jurisdiction and in limited jurisdiction courts in each state.

Variations in subject matter jurisdiction:

The variations in court organization mentioned above will also determine what proportion of civil, criminal, traffic, and juvenile case types are heard at each level of court. See the individual court profiles in Part II for the case types handled in each trial court.

Variations in case classification and definitions:

Table 15 shows only the very broad breakdown of caseload into civil, criminal, traffic, and juvenile cases, and indicates with NHs the case types not handled in each particular court. This table gives a good overview of the way caseload is distributed among the trial courts. The large number of blank spaces indicates from which courts data were unavailable for 1979. No totals appear for a state on the state name line in any of the columns unless complete data (at least 90%) were reported by all courts handling that case type. State totals are left blank if data were missing from any court in the state.

Sources of data are indicated in the individual court profiles in Part II and Appendix B.

Variations in counting civil and criminal cases:

Those states that count criminal cases by charging documents are listed separately from those that count defendants. States that use some other unit of count for criminal cases will have the definition spelled out in the charging document columns, and have the data listed in the defendant columns. Care should be taken to avoid comparing defendant-count states with state data based on other units of count. These definitions in criminal cases are spelled out in the immediately preceding Figure C. An "\*" next to a court

indicates that the civil unit of count is not the filing of a complaint. Please check the profile to identify the unit of count. Only data from those states that count cases in the same way can be compared.

Appropriate analyses:

Disposed cases as percent of filed. This measure represents the percent of the number of filed cases that the court was able to dispose. The percent is computed by dividing the number of cases filed by the number disposed and then multiplying by one hundred. A percent over one hundred indicates that the court disposed more cases than were filed, thus reducing pending caseload. A percent significantly less than one hundred indicates that the court is not keeping up with the volume of cases being filed. This measure was not computed if the number of cases filed was less than ten.

Filed (disposed) per 100,000 population. The unit of state population used on all court caseload charts is 100,000. This measure compensates for variations in state population and gives a more realistic basis for comparison of caseloads among states of various sizes. If the number of filings was unavailable but the number of dispositions was available, the number of cases disposed per unit of population was entered in this column in place of the number of cases filed per population unit. The use of this alternative quantity is indicated by enclosing it in parentheses. Population figures represent the total state population.

If all other factors (court jurisdiction, case definition, unit of count, etc.) are similar, the filed per unit of population statistic will permit direct comparison among states of the number of filed civil cases, criminal cases, traffic cases, juvenile cases, as well as among state totals.

Limitations on use:

Data that are not at least 90% complete are not included in this table to prevent inappropriate comparisons. The data that are included must account for differences between the way cases are defined and counted in different courts. Where possible, comparisons should be limited to those among state totals for specific types of cases. Before making comparisons between limited jurisdiction courts or among general jurisdiction courts, check the organization charts in Part II of this volume for similarities in jurisdiction.











TABLE 15: Reported total trial court caseload, 1979. (continued)

Table with columns: State and court name, Jurisdiction, State population, State totals (Filed, Disposed, Disposed as % of population), Civil (Filed, Disposed, Disposed as % of population).

Note: All data that are at least 90% complete are entered in the table. Blank spaces indicate that either the data were unavailable or less than 90% complete, or that the calculations were inappropriate.

NH = This case type is not handled by this court. -- = Not applicable.

Data are incomplete:

- Arizona—Superior Court—Civil figures do not include adoption data for Maricopa County, or any statewide mental health data. California—Superior Court—One court reported data for only the first six months of the reporting period. Delaware—Civil and state totals include 53 civil filings and 175 civil dispositions from the Alderman's Court. These figures were not reported, however, because they were less than 90% complete. Georgia—State Court and County Court—Filed and disposed figures do not include the State Court in DeKalb County. Massachusetts—District Court Department—Traffic filings do not include DWI/DUI cases—these are included in criminal filings. Michigan—Circuit Court—Caseload data were unavailable for Arenac, Jackson and Mason Counties. District Court—Caseload data were unavailable for courts in Barry, Ecolse, Kentwood, Livonia and Nawanago. Civil totals include 35,512 civil filings and 33,231 civil dispositions from the Probate Court. These figures were not reported, however, because they were less than 90% complete. Nebraska—District Court—Civil filings and dispositions do not include civil appeals. New York—Family Court—Figures do not include case activity in Queens County during December. North Dakota—County Court with increased Jurisdiction—Civil dispositions do not include mental health data from LaMoure, Ramsey and Ransom Counties. Oregon—County Court—Civil dispositions do not include adoption or mental health cases.

- Utah—Circuit Court—Except for criminal dispositions, no data were reported for the court located in American Fork. Vermont—District Court—Criminal filings do not include sentence review only cases. Washington—Superior Court—Civil and criminal disposition data were unavailable from one court location. Municipal and Police Court—Traffic figures do not include parking citations.

Explanation of data included in the category:

- Kentucky—District Court—Juvenile cases include delinquency, status, dependency, neglect, needy, and abuse cases, as well as paternity actions and adult violations of KRS 530.060-.070 (endangering the welfare of or unlawful transaction with a minor). Massachusetts—District Court Department—Criminal filings include DWI/DUI cases. Nebraska—District Court—Criminal filings and dispositions include civil appeals. South Carolina—Circuit Court—Criminal figures include cases that were handled in the County Court and the Civil and Criminal Court. South Dakota—Circuit Court—Traffic figures include some Class 2 misdemeanors and petty offenses, which includes such things as prostitution, gambling and disorderly conduct. Utah—Juvenile Court—Filings are the number of referrals. Vermont—Superior Court—Civil data include criminal appeals, and some postconviction remedy cases.

Table with columns: Criminal (Charging document, Defendant), Traffic, Juvenile. Sub-columns: Filed, Disposed, Filed (disposed) as % of population. Includes summary rows for 'Number of warrants issued' and 'Number of charges'.

TABLE 16: Civil filed and disposed for general jurisdiction, limited jurisdiction, and all trial courts, 1979.

Variations in court organization, subject matter jurisdiction, and case classification:

This table breaks the gross totals of Table 15 into the civil case classification. Because of the variations in court organization, subject matter jurisdiction, and case classification, comparisons of general jurisdiction and limited jurisdiction courts from state to state are seldom appropriate.

Lack of complete data (less than 90% complete from an individual court) is responsible for the large number of blanks in the "All trial courts" columns on this table, as well as for states missing from the table. In order for a state to be included in this table, it had to have complete filing or disposition data from all its trial courts.

Courts that do not break their caseload down into specific case types, do generally separate caseload into civil, criminal, and juvenile cases. (Traffic may be reported separately or it may be lumped into criminal caseload.)

Sources of data are found on the individual court profiles in Part II and in Appendix B.

Variations in counting cases do have an impact on total caseloads. If states are not counting cases

at the same beginning and ending point, total caseload is not comparable.

Appropriate analyses:

Disposed as a percent of filed. This measure represents the percent of the number of filed cases that the court was able to dispose. The percent is computed by dividing the number of cases filed by the number disposed and then multiplying by one hundred. A percent over one hundred indicates that the court disposed more cases than were filed, thus reducing pending caseload. A percent significantly less than one hundred indicates that the court is not keeping up with the volume of cases being filed.

Limitations on use:

Comparisons can be made between courts that count cases in the same way. The method of counting civil cases has the greatest influence over data reported.

Although data have been broken down into general and limited jurisdiction courts, this has been done to provide a flavor for the different workloads of the different levels of trial courts. Interstate comparisons should be restricted to all trial courts' figures.

TABLE 16: Civil filed and disposed for general jurisdiction, limited jurisdiction, and all trial courts, 1979. State population. Disposed as a percent of filed.

State	General jurisdiction courts			Limited jurisdiction courts			All trial courts		
	Filed	Disposed	Disposed as a percent of filed	Filed	Disposed	Disposed as a percent of filed	Filed	Disposed	Disposed as a percent of filed
Alaska.....	11,066	9,867	89%	14,852	12,315	83%	25,918	22,182	86%
Colorado.....	98,116	92,034	94%	69,518	66,208	95%	167,634	158,242	94%
Connecticut.....	147,904			47,065			194,969		
District of Columbia.....	151,252	150,647	100%	--	--	--	151,252	150,647	100%
Florida.....	259,345	231,832	89%	209,888	197,656	94%	469,233	429,488	92%
Guam.....	5,649	2,951	52%	--	--	--	5,649	2,951	52%
Hawaii.....	23,008	19,776	86%	12,369	11,382	92%	35,377	31,158	88%
Idaho.....	52,762	48,418	92%	--	--	--	52,762	48,418	92%
Illinois.....	672,588	658,670	98%	--	--	--	672,588	658,670	98%
Iowa.....	153,599	151,310	99%	--	--	--	153,599	151,310	99%
Kansas.....	104,013			NH	NH	--	104,013		
Kentucky.....	60,414	56,191	93%	109,337	74,027	68%	169,751	130,218	77%
Massachusetts.....	475,435			8,789			484,224		
Missouri.....	198,293	173,666	88%	--	--	--	198,293	173,666	88%
New Hampshire.....	18,464	17,954	97%	50,697			69,161		
North Carolina.....	72,759	69,419	95%	279,548	267,879	96%	352,307	337,298	96%
Ohio.....	256,661	257,547	100%	381,906	369,332	97%	638,567	626,879	98%
Oklahoma.....		185,088			11,866			196,954	
Pennsylvania.....	196,919	188,902	96%	258,082	253,543	98%	455,001	442,545	97%
Puerto Rico.....	94,556	97,251	103%	51,262	49,677	97%	145,818	146,928	101%
South Dakota.....	30,363			--	--	--	30,363		
Vermont.....	18,249 <sup>j</sup>	17,839 <sup>j</sup>	98% <sup>j</sup>	4,758	4,202	88%	23,007 <sup>j</sup>	22,041 <sup>j</sup>	96% <sup>j</sup>
Virginia.....	75,341	68,264	91%	537,314	501,181	93%	612,655	569,445	93%
Washington.....	112,320			94,454			206,774		
West Virginia.....	41,525	40,159	97%	48,442	42,208	87%	89,967	82,367	92%
Wisconsin.....	198,640	174,264	88%	NH	NH	--	198,640	174,264	88%

Note: State totals were included in this table only when all courts with civil jurisdiction within that state reported either complete filings and/or dispositions. Blank spaces indicate that the data were unavailable or incomplete, or the calculations were inappropriate.

NH = This case type is not handled in this court.

-- = Not applicable.

<sup>j</sup>Explanation of data included in the category:

Vermont--General jurisdiction courts-- Civil appeal data include criminal appeals as well as some habeas corpus and postconviction remedy cases.

TABLE 17: Composition of civil case filings in general jurisdiction courts, 1979.

TABLE 18: Composition of civil case dispositions in general jurisdiction courts, 1979.

Variations in court organization and subject matter jurisdiction:

These two tables deal only with general jurisdiction courts. In states with a single-tier trial court (Idaho, Illinois, Iowa, South Dakota, District of Columbia, and Guam), all case types are heard in the general jurisdiction court. These courts are indicated by a "\*" before their state name. In all other states some of the trial court case types are heard in limited jurisdiction courts.

The individual court profiles for each state (found in Part II) must be consulted to determine whether the figures for an individual case type in these tables represent the complete caseload for that case type in the particular state.

Sources of data:

These are found in the individual court profiles in Part II and in Appendix B.

Variations in case classifications and definitions:

Courts that do not break their caseload down into specific case types do generally separate caseload into civil, criminal, and juvenile cases. (Traffic may be reported separately or it may be reported as a part of the criminal caseload.) Consequently, these two tables are easier to aggregate than later tables that show specific case types.

Those states that reported less than 90% of complete "total" data were excluded from these tables.

Appropriate analyses:

Data from these tables may be used to identify courts with similar jurisdiction and courts that handle similar volumes of cases. These data can also be used to compute the distribution of types of civil cases filed in each court. To compute the proportion of the total filings (dispositions) for each case type, divide the number of filings (dispositions) for each case type by the total filings (dispositions) for each court and multiply by 100.

Limitations on use:

Comparisons should not be made between courts in states with a single-tier trial court (marked with an "\*\*") and courts in states with both general and limited jurisdiction courts.

Comparisons can be made only between courts that use the same unit of count for counting civil cases. Since the data contained in these tables are taken from only the general jurisdiction courts, the organization charts for each state should be checked to determine whether or not other courts in the state also handle the specific case types before comparisons of volumes of specific case types are made.

TABLE 17: Composition of civil case filings in general jurisdiction courts, 1979. State and court. Civil case categories.

State and court title	Civil cases filed												Total civil
	Law	Tort	Contract	Small claims	Real property rights	Equity	Domestic relations	Estate	Mental health	Appeal	Other		
Alabama--Circuit Court.....	(J)	(J)		NH			46,809		NH	(J)	26,302 <sup>J</sup>	73,111	
Alaska--Superior Court.....	NH	860	1,487	NH	274		5,970	908	315	196	1,056	11,066	
Arizona--Superior Court.....	33,033 <sup>J</sup>	(J)	(J)				43,673 <sup>J</sup>	8,146		(J)		84,852 <sup>J</sup>	
Arkansas--STATE TOTAL.....	27,683 <sup>J</sup>					6,890	28,534	7,368	1,086	(J)		71,561	
Circuit Court.....	27,683 <sup>J</sup>				NH				NH	(J)		27,683	
Chancery and Probate Court.....	NH	NH		NH	6,890		28,534	7,368	1,086	NH	NH	43,878	
California--Superior Court.....	NH	92,948 <sup>J</sup>		NH	2,074 <sup>J</sup>		175,746 <sup>J</sup>	62,826 <sup>J</sup>	3,558 <sup>J</sup>	12,064 <sup>J</sup>	230,538 <sup>J</sup>	579,754 <sup>J</sup>	
Colorado--STATE TOTAL.....	16,689	3,873			7,287		47,840	7,601	3,043	648	11,135	98,116	
District Court, Denver Superior Court, Denver Juvenile Court, and Denver Probate Court.....	16,689	3,873		NH	5,153		47,840	7,601	3,043	648	11,135	95,982	
Water Court.....	NH	NH	NH	NH	2,134	NH			NH	NH		2,134	
Connecticut--Superior Court.....	41,637			86,356	2,434		17,275			202		147,904	
Delaware--STATE TOTAL.....	1,875		(J)	NH	658 <sup>J</sup>	(J)	304	2,240	674	216	81 <sup>J</sup>	6,778	
Court of Chancery.....	NH	NH	(J)	NH	(J)	(J)		2,240			41 <sup>J</sup>	2,657	
Superior Court.....	1,875			NH	658	NH	304		674	216	394	4,121	
*District of Columbia--Superior Court.....	5,978			28,882	102,938		7,877	2,563	877	447	1,690	151,252	
Florida--Circuit Court.....	NH	20,366	30,539	NH	15,949	NH	79,497	42,843	13,570	734	55,847	259,345	
Georgia--Superior Court.....							61,016				54,422	115,438	
*Guam--Superior Court.....	1,459			2,129	29		955	174			903	5,649	
Hawaii--STATE TOTAL.....	NH	1,324	1,596	NH	250	NH	14,467 <sup>J</sup>	1,817	(J)	59	3,495	23,008	
Circuit Court.....	NH	1,324	1,596	NH	204	NH	14,467 <sup>J</sup>	1,817	(J)		3,495	22,903	
Land Court.....	NH	NH	NH	NH	46	NH			NH	NH		46	
Tax Appeal Court.....	NH	NH	NH	NH		NH			NH	59		59	
*Idaho--STATE TOTAL.....	NH	1,691	NH	15,584		NH	14,224	3,982		275 <sup>J</sup>	17,006	52,762	
District Court.....	NH	1,083	NH	3		NH	2,059	4		275 <sup>J</sup>	4,956	8,380	
Magistrates Division.....	NH	608	NH	15,581		NH	12,165	3,978			12,050	44,382	
*Illinois--Circuit Court.....	219,229			180,486	648	25,358	104,375	32,530	9,243	93,591	7,128	672,588	
Indiana--Superior Court and Circuit Court.....	NH			38,360			NH	77,103	21,074		84,797	221,334	
*Iowa--District Court.....	NH			78,141			NH	948	23,479		51,031	153,599	
Kansas--District Court.....		5,027	32,159	11,875	9,779	NH	26,882	11,625	2,519	188	3,959	104,013	
Kentucky--Circuit Court.....	17,461						33,183		NH	2,181 <sup>J</sup>	1,135	60,414	
Louisiana--District Court.....	NH			NH								152,965	
Maine--Superior Court.....	1,980	2,118	1,427	NH			1,800	NH	NH	252	183	7,760	
Maryland--Circuit Court.....	4,287	7,801	5,969	NH	3,586	11,375	44,369	595		2,735	347	81,064	
Massachusetts--STATE TOTAL.....	169,937 <sup>J</sup>			124,697 <sup>J</sup>	32,628 <sup>J</sup>		37,777 <sup>J</sup>	55,325 <sup>J</sup>	2,651 <sup>J</sup>	39 <sup>J</sup>	20,687 <sup>J</sup>	475,435	
Superior Court Department.....												31,793	
District Court Department.....	141,523			122,163	23,103		4,374		2,616		3,255	297,034	
Boston Municipal Court Department	28,414			2,534	520		241		35	39		31,783	
Land Court Department.....					9,005							9,005	
Probate and Family Court Department.....								33,063	55,325		17,432	105,820	
Michigan--STATE TOTAL.....		15,256 <sup>J</sup>		NH			128,166 <sup>J</sup>			1,480 <sup>J</sup>	44,928 <sup>J</sup>	189,830 <sup>J</sup>	
Circuit Court.....	NH	15,256 <sup>J</sup>		NH			128,166 <sup>J</sup>			1,098 <sup>J</sup>	44,928 <sup>J</sup>	189,448 <sup>J</sup>	
Court of Claims.....	NH	NH	NH	NH	NH	NH			NH	382	NH	382	
Minnesota--District Court.....	19,119			NH				242	NH			19,361	
*Missouri--Circuit Court.....				13,362				12,436			172,495	198,293	
Montana--District Court.....	NH	1,725	5,573	NH	664	NH	9,487	3,337	411	398	4,777	26,372	
Nbraska--District Court.....				NH			13,792		NH		8,521	22,313 <sup>J</sup>	
New Hampshire--Superior Court.....	6,473			NH		11,191 <sup>J</sup>	(J)		NH			18,464	
New Jersey--Superior Court.....		44,688				4,318	27,468	953				77,427	
New Mexico--District Court.....							18,236				25,833	44,069	
New York--Supreme Court and County Court.....	NH	35,677		NH	167	NH	10,259	NH		5,999	13,849	65,951	
North Carolina--Superior Court.....	12,034			NH			NH	32,926	NH		27,799 <sup>J</sup>	72,759	
North Dakota--District Court.....	NH	720	3,851	NH	702	NH	4,870	38	NH	159	730	11,070	
Ohio--Court of Common Pleas.....	NH	21,412		NH			97,776	76,631	8,609	2,763	49,470	256,661	





**CONTINUED**

**1 OF 6**

TABLE 18:  
Composition of civil case dispositions in general jurisdiction courts, 1979. (continued)

State and court title	Civil cases disposed												Total civil
	Law	Tort	Contract	Small claims	Real property rights	Equity	Domestic relations	Estate	Mental health	Appeal	Other civil	Total	
Oregon--Tax Court.....	X			NH		X						134	134
Pennsylvania--Court of Common Pleas.....				NH	8,387	NH	112,915	19,723	8,024			48,240	188,902
Puerto Rico--Superior Court.....	2,089	3,510	439	NH		NH						49,949	97,251
South Carolina--Circuit Court.....				NH									31,368
Tennessee--STATE TOTAL.....		X	X	NH	X		X	X	X	X	X		83,524
Circuit Court.....		X	X	NH	X		X	X	X	X	X		46,616
Law and Equity Court.....		X	X	NH	X		X	X	X	X	X		3,613
Chancery Court.....		X	X	NH	X		X	X	X	X	X		33,295
Texas--District Court and Criminal District Court.....	NH	15,535		NH		156,240				26,950	9,341		289,066
Utah--District Court.....	X				X		X	2,650	957	93		X	23,181
*Vermont--STATE TOTAL.....	6,355			6,715			3,929		497	327 <sup>J</sup>			17,839 <sup>J</sup>
Superior Court.....	3,270						3,144			327 <sup>J</sup>		16	6,757 <sup>J</sup>
District Court.....	3,085			6,715			785		497				11,082
Virginia--Circuit Court.....	23,045				972	11,149	31,155		NH	1,943			68,264
Washington--Superior Court.....		6,258 <sup>I</sup>	16,138 <sup>I</sup>	NH	3,834 <sup>I</sup>		34,028 <sup>I</sup>	8,149	1,436	503 <sup>I</sup>		4,054 <sup>I</sup>	74,500 <sup>I</sup>
West Virginia--Circuit Court.....							1,264		2,276	1,372		35,247	40,159
Wisconsin--Circuit Court.....	(J)	(J)		56,156 <sup>I</sup>	1,910 <sup>J</sup>		28,907	40,924	(J)	(J)		48,277 <sup>J</sup>	174,264 <sup>I</sup>

Note: All available data from states that have total dispositions which are at least 90% complete are entered in this table. Blank spaces indicate that the data were unavailable, or less than 90% complete. Other civil also includes extraordinary writ cases.

X = The data for this case type are known to be included in the total.

NH = This case type is not handled by the court.

\*These states have a single-tier trial court. These courts have no limited jurisdiction courts under them, so included in their caseload are cases that would be heard by limited jurisdiction courts elsewhere.

<sup>I</sup>Data are incomplete:

Arizona--Superior Court-- Adoption data were unavailable for Maricopa County.  
Arkansas--Chancery and Probate Court-- Domestic relations does not include adoptions. Estate does not include guardianship/conservatorship/trusteeship and other estate cases.  
California--Superior Court--One court reported data for only the first six months of the reporting period.  
Connecticut--Superior Court-- Small claims include less than 1% of the small claims probable dispositions.  
Massachusetts--STATE TOTAL--Case type breakdowns were unavailable for the Superior Court Department, and no data were available for the Probate and Family Court Department.  
Michigan--Circuit Court--Data were unavailable for Arenac, Jackson and Mason Counties.  
Nebraska--District Court-- Total civil does not include appeal cases.  
New Jersey--Superior Court--Data do not include contested adoptions.  
Puerto Rico--Superior Court-- Appeal data do not include appeals of trial court cases.  
Washington--Superior Court--One court location was unable to provide data for the indicated case types.  
Wisconsin--Circuit Court-- Small claims cases do not include uncontested cases outside of Milwaukee County.

<sup>J</sup>Explanation of data included in the category:

Alabama--Circuit Court-- Other civil includes law, auto tort, and civil appeals cases.  
Arizona--Superior Court-- Law includes prayer under \$1,000, auto tort, non-auto tort, contract, eminent domain, unclassified civil and appeals cases.  
Arkansas--Circuit Court-- Law includes trial de novo appeals.  
Delaware--Court of Chancery-- Other civil includes some equity, real property, and contract cases.  
Hawaii--Circuit Court-- Domestic relations includes mental health cases.  
Idaho--District Court--Data may include some juvenile appeals.  
Kentucky--Circuit Court-- Mental health data include competency hearings.  
North Carolina--Superior Court-- Other civil includes some real property, adoptions and mental health cases.  
Vermont--Superior Court-- Appeals data include some criminal appeals, post conviction remedy and extraordinary writ cases.  
Wisconsin--Circuit Court-- Other civil includes torts, real property rights, mental health, appeals and extraordinary writs.

TABLE 19: Tort caseload for trial courts, 1979.

TABLE 20: Contract caseload for trial courts, 1979.

TABLE 21: Small claims caseload for trial courts, 1979.

TABLE 22: Real property rights caseload for trial courts, 1979.

TABLE 23: Domestic relations caseload for trial courts, 1979.

TABLE 24: Estate caseload for trial courts, 1979.

TABLE 25: Mental health caseload for trial courts, 1979.

TABLE 26: Civil appeals caseload for trial courts, 1979.

Variations in court organization and subject matter jurisdiction:

Caseload in these tables is from both general jurisdiction and limited jurisdiction courts. The same case types may be handled in very different courts from state to state. Only state totals can be compared. To facilitate comparisons, the states in these tables have been grouped into three categories: those states where a court has exclusive jurisdiction over a case type and where it submitted complete data; those states where more than one court handles a case type and each court submitted complete data; and those states that reported incomplete data from any one of these courts with that case type jurisdiction.

The court organization charts in Part II should be consulted for a brief summary of the jurisdiction of each court.

Sources of data:

These are found in the individual court profiles in Part II and in Appendix B.

Variations in case classification and definitions:

The COSCA CSIM Committee has chosen to classify cases according to subject-matter rather than the remedy sought. This makes categories such as "law" and "equity" difficult to reclassify unless the particular court can tell us the kinds of cases included.

Even with use of the Model Statistical Dictionary case definitions, the classifications vary from state to state. Domestic relations, for example, may include all family matters in some states while other states report only divorce actions as domestic relations cases.

Some states count support and custody matters in their juvenile caseload, whereas the classification used here places these matters in domestic relations caseload.

Only states reporting data that could be displayed in the specific case type are included in these tables, and then only if the data are 90% complete. Many courts do not break data down beyond the broad civil, criminal, traffic, and juvenile categories.

Variations in counting cases:

Caseload cannot be compared among courts that do not count cases at the same beginning and end point. Those states that do not count cases at the filing of the petition or complaint have been separated and placed at the bottom of each large jurisdiction grouping.

Appropriate analyses:

Disposed cases as percent of filed. This measure represents the percent of the number of filed cases of which the court was able to dispose. The percent is computed by dividing the

number of cases filed by the number disposed and then multiplying by one hundred. A percent over one hundred indicates that the court disposed of more cases than were filed, thus reducing pending caseload. A percent significantly less than one hundred indicates that the court is not keeping up with the volume of cases being filed. This measure was not computed if the number of cases filed was less than ten or if the quantity of missing data (indicated by an "i" footnote in the profiles in Part II) made it inappropriate.

End pending cases as percent of filed. This figure gives the percent of the number of filed cases that were pending at the end of the year. This measure is computed by dividing the number of cases pending at the end of the year by the number of cases filed and then multiplying by one hundred. A value of one hundred percent indicates that the number of cases pending at the end of the year was equal to the number of cases filed during the year. A value higher than one hundred percent indicates a pending caseload larger than cases filed, while a value lower than one hundred percent indicates a pending caseload smaller than the number of cases filed. We expect this number to be low for case types such as traffic that have relatively quick disposition times, but it will be larger for torts and other case types that usually take longer to process. This percent was not computed if the number of cases filed was less than ten or if the quantity of missing data (indicated by an "i" footnote on the profiles in Part II) made it inappropriate.

Number change in pending caseload. This number gives the net increase or decrease in pending caseload for the court year by subtracting the number of cases pending at the beginning of the year from the number of cases pending at the end of the year. An alternative to this calculation, subtracting the number disposed from the number filed, was used when pending data were unavailable or incomplete. When this alternate formula was used, the resulting number was enclosed in parentheses. A positive number indicates that the pending caseload increased during the year while a negative number indicates that the pending caseload was reduced in size. Thus, a large negative change in pending cases indicates that the court is keeping the caseload current, while a large positive change in pending cases indicates that the court has not kept pace with its filings.

Percent change in pending caseload. This percentage indicates the change in pending cases relative to the number of cases pending at the beginning of the year, and is obtained by dividing the number change in pending caseload by the number of cases pending at the beginning of the year and then multiplying by one hundred. (This figure cannot be calculated if the alternative formula described above was used to calculate the number change in the pending caseload.) A high negative percent indicates that the court reduced

its pending caseload significantly, while a high positive percent indicates that the pending caseload increased significantly. This measure was not computed if the number of beginning pending cases was less than ten or if the jurisdiction of the court changed significantly during the year.

Filed (disposed) per 100,000 population. The unit of state population used on all court caseload charts is 100,000. This measure compensates for variations in state population and gives a more realistic basis for comparison of caseloads among states of various sizes. If the number of filings was not available or was not complete (indicated by an "i" footnote in the profiles in Part II) but the number of dispositions was available, the number of cases disposed per unit of population was entered in this column in place of the number of cases filed per population unit, and the use of this alternative quantity was indicated by enclosing it in parentheses. Population figures used in the criminal tables represent the total state population. If all other factors (court

jurisdiction, case definition, etc.) are similar, the filed-per-unit-of-population statistic will permit direct comparisons among states of the number of filed cases. For civil cases in trial courts, this measure will indicate, among other things, the propensity to litigate among the citizens in a given state.

Limitations on use:

In these case type tables, only the STATE TOTALS can be compared in those states where more than one court has jurisdiction over the case type. Comparisons can be made between the data reported for a state where an individual court has exclusive jurisdiction over the type of case and the STATE TOTALS for states where more than one court has jurisdiction. Comparisons can not be made for states reporting incomplete data. Comparisons should be made only between those cases that use the same unit of count for counting civil cases. (See Figure A for a listing of the groups of states that use the same unit of count for civil cases.)

TABLE 19:  
Tort caseload for trial courts, 1979.  
State population. Courts reporting tort (auto tort, professional tort, product liability tort, and other tort) caseload. Disposed and end pending as a percent of filed. Number and percent change in pending. Filed per 100,000 population.

State and court title	State population in thousands	Begin pending	Filed	Disposed	End pending	As percent of filed		Change in pending		Filed (disposed) per 100,000 population
						Disposed	End pending	Number	Percent	
<b>COMPLETE STATE TOTALS</b>										
<b>Exclusive court jurisdiction:</b>										
Kansas--District Court .....	2,347		5,027							214
Oklahoma--District Court .....	2,970	7,282	7,814	6,221	8,875	79%	113%	1,593	21%	263
<b>Not exclusive court jurisdiction:</b>										
Hawaii--STATE TOTAL .....	950	3,378	2,247	1,703	3,922	76%	175%	544	16%	237
Circuit Court .....	--	2,077	1,324	988	2,413	75%	182%	336	16%	139
District Court .....	--	1,301	923	715	1,509	77%	163%	208	16%	97
Idaho--STATE TOTAL .....	933	1,974	1,691	1,514	2,151	90%	127%	177	9%	181
District Court .....	--	1,369	1,083	905	1,547	84%	143%	178	13%	116
Magistrate's Division .....	--	605	608	609	604	100%	99%	-1	-1%	65
Ohio--STATE TOTAL .....	10,799	34,105 <sup>i</sup>	41,011	41,356	33,910 <sup>i</sup>	101%				380
Court of Common Pleas .....	--	24,213 <sup>i</sup>	21,412	22,841	22,934 <sup>i</sup>	107%		(-1,429)		198
County Court .....	--	59	347	248	158	71%	46%	99	168%	3
Municipal Court .....	--	9,833	19,252	18,267	10,818	95%	56%	985	10%	178
Puerto Rico--STATE TOTAL .....	3,165	8,621	5,605	5,452	8,774	97%	157%	153	2%	177
Superior Court .....	--	6,929	3,560	3,510	6,979	99%	196%	50	1%	113
District Court .....	--	1,692	2,045	1,942	1,795	95%	88%	103	6%	65
New Jersey--STATE TOTAL .....	7,373	61,735	62,811	58,838	65,708	94%	105%	3,973	6%	852
*Superior Court (Law Division and Chancery Division) .....	--	55,607	44,688	41,353	58,942	93%	132%	3,335	6%	606
County District Court .....	--	6,128	18,123	17,485	6,766	96%	37%	638	10%	246
<b>INCOMPLETE STATE TOTALS</b>										
Alaska--Superior Court .....	402		860							214
District Court .....	--		457							114
Magistrate's Court .....	--									
California--Superior Court .....	23,255		92,948 <sup>i</sup>	63,289 <sup>i</sup>		68% <sup>i</sup>		(29,659) <sup>i</sup>		400 <sup>i</sup>
Municipal Court .....	--									
Justice Court .....	--									
Colorado--District Court and Denver Superior Court .....	2,849		3,873	3,180		82%		(693)		136
County Court .....	--									
Florida--Circuit Court .....	9,471		20,366	19,768		97%		(598)		215
County Court .....	--									
Maine--Superior Court .....	1,125	2,834	2,118	1,722	3,230	81%	153%	396	14%	188
District Court .....	--									
Maryland--Circuit Court .....	4,223		7,801	7,543		97%		(258)		185
District Court .....	--									
Michigan--Circuit Court .....	9,249	25,265 <sup>i</sup>	15,256 <sup>i</sup>	17,453 <sup>i</sup>	23,068 <sup>i</sup>	114% <sup>i</sup>	151% <sup>i</sup>	-2,557 <sup>i</sup>	-10% <sup>i</sup>	165 <sup>i</sup>
District Court .....	--									
Common Pleas Court of Detroit .....	--									
Montana--District Court .....	789		1,725							219
Justice Court .....	--									
Municipal Court .....	--									
City Court .....	--									
New York--Supreme Court and County Court .	17,634		35,677	38,107		107%		(-2,430)		202
Civil Court of the City of New York ..	--		32,175	34,466		107%		(-2,291)		183
Town and Village Justice Court .....	--									
District Court and City Court .....	--									
North Dakota--District Court .....	652		720	627		87%		(93)		110
County Court with Increased Jurisdiction .....	--									

TABLE 19:  
Tort caseload for trial courts, 1979. (continued)

State and court title	State population in thousands	Begin pending	Filed	Disposed	End pending	As percent of filed		Change in pending		Filed (disposed) per 100,000 population
						Disposed	End pending	Number	Percent	
<b>INCOMPLETE STATE TOTALS (con't)</b>										
Tennessee--Circuit Court	4,533		9,803							216
Law and Equity Court	--		311							7
Chancery Court	--		531							12
Justice of the Peace Court	--									
General Sessions Court	--									
Texas--District Court	13,887	31,052	16,926	15,535	32,444	92%	192%	1,392	4%	122
County Court at Law and Constitutional County Court	--	15,392	9,853	10,137	15,108	103%	153%	-284	-2%	71
Justice of the Peace Court	--									
Utah--District Court	1,416		864							61
Circuit Court	--									
Justice Court	--									
Washington--Superior Court	4,013		6,968	6,258 <sup>1</sup>						174
Justices of the Peace	--									
District Court	--									

Note: States were included on this table only when at least one court specifically provided data on the number of torts. States were excluded from this table when the number of torts could not be segregated from other civil actions in any of its courts. However, when one state court separated torts from other civil actions, and it was clear that other courts in that state had jurisdiction over civil actions with monetary damages that did not fall under the jurisdiction of a specific small claims structure, then the state was categorized as having incomplete state data. Blank spaces indicate that either the data were unavailable or less than 90% complete, or that the calculations were inappropriate.

\* = These courts do not use filing of a petition as the unit of count. Check the state profile to identify the specific unit of count.

<sup>1</sup>Data are incomplete:

California--Superior Court--One court reported data for only the first six months of the reporting period.  
Michigan--Circuit Court--Caseload data were unavailable for Arenac, Jackson and Mason Counties.  
Ohio--Court of Common Pleas--Pending data were unavailable for all tort case types.  
Washington--Superior Court--One court location did not report disposition data for 1979.

TABLE 20:  
Contract caseload for trial courts, 1979.

State population. Courts reporting contract caseload. Disposed and end pending as a percent of filed. Number and percent change in pending. Filed per 100,000 population.

State and court title	State population in thousands	Begin pending	Filed	Disposed	End pending	As percent of filed		Change in pending		Filed (disposed) per 100,000 population
						Disposed	End pending	Number	Percent	
<b>COMPLETE STATE TOTALS</b>										
<b>Exclusive court jurisdiction:</b>										
Kansas--District Court	2,347		32,159							1,370
Oklahoma--District Court	2,970	20,389	22,969	17,860	15,498	77%	67%	-4,891	-23%	773
<b>Not exclusive court jurisdiction:</b>										
Hawaii--STATE TOTAL	950	6,485	10,401	9,494	7,392	91%	71%	907	14%	1,095
Circuit Court	--	1,914	1,596	1,186	2,324	74%	146%	410	21%	168
District Court	--	4,571	8,805	8,308	5,068	94%	58%	497	11%	927
<b>INCOMPLETE STATE DATA</b>										
Alaska--Superior Court	402		1,487							370
District Court (District Division)	--		3,414							849
District Court (Magistrate's Division)	--									
Florida--Circuit Court	9,471		30,539	22,991		75%		(7,548)		322
County Court	--									
Maine--Superior Court	1,125	2,005	1,427	1,254	2,178	88%	153%	173	9%	127
District Court	--									
Maryland--Circuit Court	4,223		5,969	4,837		81%		(1,132)		141
District Court	--									
Montana--District Court	789		5,573							706
Justice Court, City Court and Municipal Court	--									
New York--Civil Court of the City of New York	17,634		20,198	20,217		100%		(-19)		115
Supreme Court and County Court	--									
Town and Village Justice Court	--									
District Court and City Court	--									
North Dakota--District Court	652		3,851	3,582		93%		(269)		591
County Court with Increased Jurisdiction	--									
County Justice Court	--									
Ohio--County Court	10,799	1,097	5,271	4,699	1,669	89%	32%	572	52%	49
Court of Common Pleas	--									
Municipal Court	--	59,429	185,475	179,206	65,698	97%	35%	6,269	11%	1,718
Puerto Rico--Superior Court	3,165	459	438	439	458	100%	105%	-1	-1%	14
District Court	--									
Tennessee--Circuit Court	4,533		2,486							55
Law and Equity Court	--		313							7
Chancery Court	--		4,447							98
General Sessions Court	--									
Justice of the Peace Court	--									
Texas--County Court at Law, Constitutional County Court, and Probate Court	13,887	45,368	28,319	27,710	45,977	98%	162%	609	1%	204
District Court	--									
Justice of the Peace Court	--									
Washington--Superior Court	4,013		22,469	16,138 <sup>1</sup>						560
Justices of the Peace	--									
District Court	--									
New Jersey--County District Court	7,373	34,482	164,641	163,634	35,489	99%	22%	1,007	3%	2,233
*Superior Court	--									

Note: States were included in this table only when at least one court specifically provided data on the number of contracts. States were excluded from this table when the number of contracts could not be segregated from other civil actions in any of its courts. However, when one state court separated contracts from other civil actions, and it was clear that other courts in that state had jurisdiction over civil actions with monetary damages that did not fall under the jurisdiction of a specific small claims structure, then the state was categorized as having incomplete state data. Blank spaces indicate that either the data were unavailable or less than 90% complete, or that the calculations were inappropriate.

\* = These courts do not use filing of a petition as the unit of count. Check the state profile to identify the specific unit of count.

<sup>1</sup>Data are incomplete:

Washington--Superior Court--One court location did not report disposition data for 1979.

TABLE 21:  
Small claims caseload for trial courts, 1979.  
State population. Courts reporting small claims caseload. Disposed and end pending as a percent of filed. Number and percent change in pending. Filed per 100,000 population.

State and court title	State population in thousands	Begin pending	Filed	Disposed	End pending	As percent of filed		Change in pending		Filed (disposed) per 100,000 population
						Disposed	End pending	Number	Percent	
<b>COMPLETE STATE DATA</b>										
<b>Exclusive court jurisdiction:</b>										
Alabama--District Court .....	2,869		85,330	89,188		105%		(-3,858)		2,974
Connecticut--Superior Court .....	3,100		86,356	410 <sup>1</sup>	331 <sup>1</sup>					2,786
Guam--Superior Court .....	104	3,266	2,129	1,015	4,380	48%	206%	1,114	34%	2,047
Hawaii--District Court .....	950	480	1,370	1,382	468	101%	34%	-12	-3%	144
Illinois--Circuit Court .....	11,423	48,236	180,486	176,762	47,044	98%	26%	-1,192	-3%	1,580
Iowa--District Court .....	2,917	15,265	78,141	81,372	12,034	104%	15%	-3,231	-21%	2,679
Kansas--District Court .....	2,347		11,875							506
Kentucky--District Court .....	3,644		28,435	21,904		77%		(6,531)		780
Maine--District Court .....	1,125		18,832	15,647		83%		(3,185)		1,674
Missouri--Circuit Court .....	4,889		13,362	11,124		83%		(2,238)		273
New Jersey--County District Court .....	7,373	6,743	42,247	40,669	8,321	96%	20%	1,578	23%	573
North Carolina--District Court .....	5,802		179,088	173,730		97%		5,358		3,087
Oklahoma--District Court .....	2,970	54,647	78,071	74,416	58,302	95%	74%	3,655	6%	2,628
Rhode Island--District Court .....	957		8,161	5,869		72%		(2,292)		853
South Dakota--Circuit Court .....	689		13,014	10,201		78%		(2,813)		1,889
Vermont--District Court .....	506	1,710	6,822	6,715	1,817	98%	27%	107	6%	1,348
Wisconsin--Circuit Court .....	4,666		58,469 <sup>1</sup>	56,156 <sup>1</sup>		96% <sup>1</sup>		(2,313) <sup>1</sup>		1,253 <sup>1</sup>
*District of Columbia--Superior Court .....	656	1,953	28,882	29,043	1,792	101%	6%	-161	-8%	4,403
<b>Not exclusive court jurisdiction:</b>										
California--STATE TOTAL .....	23,255		496,999	371,335		75%		(125,664)		2,137
Justice Court .....	--		34,072	25,643		75%		(8,429)		147
Municipal Court .....	--		462,927	345,692		75%		(117,235)		1,991
Idaho--STATE TOTAL .....	933	3,338	15,584	14,547	4,375	93%	28%	1,037	31%	1,670
District Court .....	--	0	3	1	2	33%	67%	2		<1
Magistrate's Division .....	--	3,338	15,581	14,546	4,373	93%	28%	1,035	31%	1,670
Massachusetts--STATE TOTAL .....	5,746		126,617							2,204
District Court Department .....	--		122,163	87,552		72%		(34,611)		2,126
Housing Court Department .....	--		1,920							33
Boston Municipal Court Department .....	--		2,534	648		26%		(1,886)		44
Nebraska--STATE TOTAL .....	1,564		13,410							857
County Court .....	--		10,694	10,728		100%		(-34)		684
Municipal Court .....	--		2,716							174
North Dakota--STATE TOTAL .....	652		6,207	6,103		98%		(104)		952
County Court with Increased Jurisdiction .....	--		5,108	5,042		99%		(66)		783
County Justice Court .....	--		1,099	1,061		97%		(38)		169
Ohio--STATE TOTAL .....	10,799	15,701	90,607	88,316	17,992	97%	20%	2,291	15%	839
County Court .....	--	1,466	12,327	12,357	1,436	100%	12%	-30	-2%	114
Municipal Court .....	--	14,235	78,280	75,959	16,556	97%	21%	2,321	16%	725
Washington--STATE TOTAL .....	4,013		25,339							631
District Court and Justices of the Peace .....	4,013		25,339							631
*New Hampshire--STATE TOTAL .....	912		26,796							2,938
*District Court .....	--		26,130							2,865
*Municipal Court .....	--		666							73
<b>INCOMPLETE STATE DATA</b>										
Alaska--District Court .....	402	6,737	9,529	8,534	8,386	90%	88%	1,649	25%	2,370
Magistrate's Court .....	--									
Colorado--County Court .....	2,849	1,980	12,242	11,231	2,991	92%	24%	1,011	51%	430
Denver Superior Court .....	--									
Indiana--Superior Court and Circuit Court .....	5,475	14,078	38,360	33,972	18,466	89%	48%	4,388	31%	701
County Court .....	--	20,502	64,686	61,416	23,772	95%	37%	3,270	16%	1,181
Small Claims Court of Marion County .....	--									
Michigan--Common Pleas Court of Detroit ...	9,249	1,526	2,568	2,247	469	88%	18%	-1,057	-69%	28
District Court .....	--	6,106 <sup>1</sup>	80,760 <sup>1</sup>	77,553 <sup>1</sup>	9,313 <sup>1</sup>	96% <sup>1</sup>	12% <sup>1</sup>	3,207 <sup>1</sup>	53% <sup>1</sup>	873 <sup>1</sup>
Municipal Court .....	--	0	10	10	0	100		0		<1

State and court title	State population in thousands	Begin pending	Filed	Disposed	End pending	As percent of filed		Change in pending		Filed (disposed) per 100,000 population
						Disposed	End pending	Number	Percent	
<b>INCOMPLETE STATE DATA (con't)</b>										
New York--District Court and City Court ...	17,634		47,328	46,462		98%		(866)		268
Town and Village Justice Court .....	--									
Civil Court of the City of New York ...	--									
Oregon--District Court .....	2,578	11,252	46,902	46,570	11,584	99%	25%	332	3%	1,819
Justice Court .....	--									
Pennsylvania--Philadelphia Municipal Court .....	11,874	3,799	28,179	28,001	3,917	99%	14%	118	3%	237
District Justice Court .....	--									
Utah--Circuit Court .....	1,416		15,251 <sup>1</sup>							1,077 <sup>1</sup>
Justice Court .....	--									

Note: Blank spaces indicate that either the data were unavailable or less than 90% complete, or that the calculations were inappropriate.

\* = These courts do not use the filing of a petition or complaint as the unit of count. Check the state profile to identify the unit of count.

<sup>1</sup>Data are incomplete:  
Connecticut--Superior Court--Disposition data were unavailable for small claims cases not handled by the Housing Sessions.  
Michigan--District Court--Data were unavailable from the courts in Barry, Ecoise, Kentwood, Livonia and Newaygo.  
Utah--Circuit Court--Data were unavailable from the court located in American Fork.  
Wisconsin--Circuit Court--All data were available for Milwaukee County; however, only contested cases were available for the rest of the state.

TABLE 22:

## Real property rights caseload for trial courts, 1979.

State population. Courts reporting real property rights caseload. Disposed and end pending as a percent of filed. Number and percent change in pending. Filed per 100,000 population.

State and court title	State population in thousands	Begin pending	Filed	Disposed	End pending	As percent of filed		Change in pending		Filed (disposed) per 100,000 population
						Disposed	End pending	Number	Percent	
<b>COMPLETE STATE DATA</b>										
<b>Exclusive court jurisdiction:</b>										
Alaska--Superior Court .....	402		274							68
Connecticut--Superior Court .....	3,100	0	2,434	1,685	749	69%	31%	749		79
Guam--Superior Court .....	104	124	29	38	115	131%	397%	-9	-7%	28
Illinois--Circuit Court .....	11,423	1,088	648	638	1,138	98%	176%	50	5%	6
Kansas--District Court .....	2,347		9,779							417
Montana--District Court .....	789		664							84
Oklahoma--District Court .....	2,970	5,124	8,000	7,352	5,872	91%	73%	748	14%	269
Washington--Superior Court .....	4,013		6,984	3,834 <sup>1</sup>						174
*District of Columbia--Superior Court .....	656	7,909	102,938	103,429	7,418	100%	7%	-491	-6%	15,692
<b>Not exclusive court jurisdiction:</b>										
Colorado--STATE TOTAL .....	2,849		7,287	6,375		87%		(912)		256
District Court, Denver Superior Court and Denver Probate Court .....	--		5,153	4,263		83%		(890)		181
Water Court .....	--	3,995	2,134	2,112	4,017	99%	188%	22	<1%	75
Hawaii--STATE TOTAL .....	950	1,387	1,312	1,218	1,481	93%	113%	94	7%	138
Circuit Court .....	--	374	204	288	290	141%	142%	-84	-22%	21
Land Court .....	--	89	46	125	10	272%	22%	-79	-89%	5
District Court .....	--	924	1,062	805	1,181	76%	111%	257	28%	112
Maryland--STATE TOTAL .....	4,223		301,150							7,131
Circuit Court .....	--		3,586		3,180	89%		(406)		85
District Court .....	--		297,564							7,046
Puerto Rico--STATE TOTAL .....	3,165	7,405	8,423	9,062	6,766	108%	80%	-639	-9%	266
Superior Court .....	--	6,995	7,794	8,387	6,402	108%	82%	-593	-9%	246
District Court .....	--	410	629	675	364	107%	58%	-46	-11%	20
<b>INCOMPLETE STATE DATA</b>										
California--Superior Court .....	23,255		2,074 <sup>1</sup>	1,301 <sup>1</sup>		63% <sup>1</sup>		(773) <sup>1</sup>		9 <sup>1</sup>
Municipal Court .....	--									
Justice Court .....	--									
Delaware--Superior Court .....	599	385	658	579	464	88%	71%	79	21%	110
Court of Common Pleas .....	--									
Florida--Circuit Court .....	9,471		15,949	14,776		93%		(1,173)		168
County Court .....	--									
Massachusetts--Housing Court Department ...	5,746		6,869							120
Land Court Department .....	--	13,385	9,005	7,857	14,533	87%	161%	1,148	9%	157
District Court Department .....	--		23,103	16,483		71%		(6,620)		402
Superior Court Department .....	--									
Boston Municipal Court Department .....	--		520	399		77%		(121)		9
Michigan--Common Pleas Court of Detroit ...	9,249	34,864	42,822	38,990	4,312	91%	10%	-30,552	-88%	463
District Court .....	--	4,426 <sup>1</sup>	76,763 <sup>1</sup>	74,625 <sup>1</sup>	6,564 <sup>1</sup>	97% <sup>1</sup>	9% <sup>1</sup>	2,138 <sup>1</sup>	48% <sup>1</sup>	830 <sup>1</sup>
Municipal Court .....	--	125	1,263	1,293	95	102%	8%	-30	-24%	14
Probate Court .....	--									
Nebraska--County Court .....	1,564		252	266		106%		(-14)		16
District Court .....	--									
New York--Supreme Court and County Court ...	17,634		167	188		113%		(-21)		1
Civil Court of the City of New York ...	--		84,428	82,159		97%		(2,269)		479
District Court .....	--									
Court of Claims .....	--									
Town and Village Justice Court .....	--									
North Dakota--District Court .....	652		702	513		73%		(189)		108
County Court with Increased Jurisdiction .....	--									
Ohio--County Court .....	10,799	373	2,741	2,772	342	101%	12%	-31	-8%	25
Municipal Court .....	--	14,536	54,659	52,753	16,442	97%	30%	1,906	13%	506
Court of Common Pleas .....	--									
Court of Claims .....	--									
Pennsylvania--Philadelphia Municipal Court.	11,874	780	18,782	18,350	1,212	98%	7%	432	55%	158
Pittsburgh City Magistrates .....	--		2,119	2,038		96%		(81)		18
District Justice Court .....	--									
Court of Common Pleas .....	--									

State and court title	State population in thousands	Begin pending	Filed	Disposed	End pending	As percent of filed		Change in pending		Filed (disposed) per 100,000 population
						Disposed	End pending	Number	Percent	
<b>INCOMPLETE STATE DATA (con't)</b>										
Tennessee--Circuit Court .....	4,533		711							16
Law and Equity Court .....	--		110							2
Chancery Court .....	--		2,025							45
General Sessions Court .....	--									
Justice of the Peace Court .....	--									
Texas--County Court at Law .....	13,887	1,641	546	470	1,717	86%	314%	76	5%	4
District Court .....	--									
Utah--District Court .....	1,416		81							6
Circuit Court .....	--									
Virginia--Circuit Court .....	5,325		1,076	972		90%		(104)		20
District Court .....	--									
*New Hampshire--District Court .....	912		2,123							233
Municipal Court .....	--		18							2
Superior Court .....	--									
New Jersey--County District Court .....	7,373	4,151	106,661	102,868	7,944	96%	7%	3,793	91%	1,447
*Superior Court .....	--									

Note: Blank spaces indicate that either the data were unavailable or less than 90% complete, or that the calculations were inappropriate.

\* = These courts do not use filing of a petition or complaint as the unit of court. Check the state profile to identify the specific unit of count.

<sup>1</sup>Data are incomplete:  
 California--Superior Court--One court reported data for only the first six months of the reporting period.  
 Michigan--District Court--Data are unavailable from courts in Barry, Ecoise, Kentwood, Livonia and Newaygo.  
 Washington--Superior Court--Incomplete data were reported for only one court location.

TABLE 23: Domestic relations caseload for trial courts, 1979.

State population. Courts reporting domestic relations caseload. Disposed and end pending as a percent of filed. Number and percent change in pending. Filed per 100,000 population.

Table with columns: State and court title, State population in thousands, Begin pending, Filed, Disposed, End pending, As percent of filed (Disposed, End pending), Change in pending (Number, Percent), Filed (disposed) per 100,000 population. Rows include Complete State Totals and Exclusive court jurisdiction for various states like Alabama, Alaska, Florida, etc.

Table with columns: State and court title, State population in thousands, Begin pending, Filed, Disposed, End pending, As percent of filed (Disposed, End pending), Change in pending (Number, Percent), Filed (disposed) per 100,000 population. Rows include Incomplete State Data for Arizona, California, Indiana, Maine, Massachusetts, Michigan, Nebraska, New York, Rhode Island, Tennessee, and Washington.

Note: All available data that are at least 90% complete are entered in the Table. Blank spaces indicate that either the data were unavailable or less than 90% complete, or that the calculations were inappropriate.

\* = These courts do not use filing of a petition or complaint as the unit of count. Check the state profile to identify the specific unit of count.

Data are incomplete: Arizona--Superior Court--Data do not include adoption cases from Maricopa County. Arkansas--Chancery and Probate Court--Disposed and end-pending totals do not include adoption cases. California--Superior Court--One court reported data for only the first six months of the reporting period.

Explanation of data included in the category: Hawaii--Circuit Court--Domestic relations includes all mental health cases.

**TABLE 24:**  
Estate caseload for trial courts, 1979.  
State population. Courts reporting estate caseload. Disposed and end pending as a percent of filed. Number and percent change in pending. Filed per 100,000 population.

State and court title	State population in thousands	Begin pending	Filed	Disposed	End pending	As percent of filed		Change in pending		Filed (disposed) per 100,000 population
						Disposed	End pending	Number	Percent	
<b>COMPLETE STATE DATA</b>										
<b>Exclusive court jurisdiction:</b>										
Alaska--Superior Court .....	402		908							226
Arizona--Superior Court .....	2,639	28,658	8,146	11,315	25,489	139%	31%	-3,169	-11%	309
Arkansas--Chancery and Probate Court .....	2,269		7,368							325
Connecticut--Probate Court .....	3,100		42,437							1,369
Delaware--Court of Chancery .....	599	7,163	2,240	2,084	7,319	93%	327%	156	2%	374
Florida--Circuit Court .....	9,471		42,843	40,499		95%		(2,344)		452
Guam--Superior Court .....	104	927	174	24	1,077	14%	61%	150	16%	167
Hawaii--Circuit Court .....	950	7,450	1,817	1,535	7,732	84%	426%	282	4%	191
Idaho--District Court Total .....	933	4,602	3,982	3,963	4,621	100%	116%	19	<1%	427
District Court Division .....	--	14	4	6	12	150%	300%	-2	-14%	<1
Magistrate's Division .....	--	4,588	3,978	3,957	4,609	99%	116%	21	<1%	426
Illinois--Circuit Court .....	11,423	89,516	32,530	35,113	86,933	108%	267%	-2,583	-3%	285
Iowa--District Court .....	2,917		23,479	20,640		88%		(2,839)		805
Kansas--District Court .....	2,347		11,625	9,652		83%		(1,973)		495
Massachusetts--Probate and Family Court Department .....	5,746		55,325							963
Missouri--Circuit Court .....	4,889		12,436	10,751		86%		(1,685)		254
Montana--District Court .....	789	5,044	3,337	2,766	5,615	83%	168%	571	11%	423
Nebraska--County Court .....	1,564		10,940	11,343		104%		(-403)		700
North Carolina--Superior Court .....	5,802	47,012	32,926	31,378	48,560	95%	147%	1,548	3%	568
Ohio--Court of Common Pleas .....	10,799	70,533 <sup>f</sup>	76,631	76,827	69,021 <sup>f</sup>	100%		(-196)		710
Oklahoma--District Court .....	2,970	15,973	14,023	12,148	17,848	86%	127%	1,875	11%	472
Pennsylvania--Court of Common Pleas .....	11,874	1,466	19,787	19,723	1,469	100%	7%	3	<1%	167
South Dakota--Circuit Court .....	689		4,602							668
Utah--District Court .....	1,416	3,496	3,464	2,650	4,311	77%	124%	815	23%	245
Vermont--Probate Court .....	506	10,500 <sup>f</sup>	3,039	2,538	11,101 <sup>f</sup>	84%		(501)		601
Washington--Superior Court .....	4,013		13,536	8,149		60%		(5,387)		337
Wisconsin--Circuit Court .....	4,666		42,406	40,924		97%		(1,482)		909
Wyoming--District Court .....	432		2,190							507
*District of Columbia--Superior Court .....	656	3,380	2,563	2,324	3,619	91%	141%	239	7%	391
*New Hampshire--Probate Court .....	912		12,997							1,425
<b>Not exclusive court jurisdiction:</b>										
Colorado--STATE TOTAL .....	2,849		7,601	10,332		136%		(-2,731)		267
District Court and Denver Probate Court .....	2,849		7,601	10,332		136%		(-2,731)		267
Indiana--STATE TOTAL .....	5,475	81,746	26,167	24,774	83,139	95%	318%	1,393	2%	478
Superior Court and Circuit Court .....	--	72,584	21,074	19,909	73,749	94%	350%	1,165	2%	385
Probate Court .....	--	9,162	5,093	4,865	9,390	96%	184%	228	2%	93
North Dakota--STATE TOTAL .....	652		3,680	2,864		78%		(816)		564
District Court .....	--		38	14		37%		(24)		6
County Court with Increased Jurisdiction .....	--		2,050	1,566		76%		(484)		314
County Probate Court .....	--	3,495	1,592	1,284	3,803	81%	239%	308	9%	244
Oregon--STATE TOTAL .....	2,578	15,580	6,873	6,894	15,561	100%	226%	-19	-1%	267
Circuit Court .....	--	15,127	6,669	6,702	15,096	100%	226%	-31	-1%	259
District Court .....	--	77	62	55	84	89%	135%	7	9%	2
County Court .....	--	376	142	137	381	96%	268%	5	1%	6
<b>INCOMPLETE STATE DATA</b>										
California--Superior Court .....	23,255		62,826 <sup>f</sup>	60,883 <sup>f</sup>		97% <sup>f</sup>		(1,943) <sup>f</sup>		270 <sup>f</sup>
Kentucky--District Court .....	3,644		30,579	17,940		59%		(12,639)		839
Circuit Court .....	--									
Maryland--Circuit Court .....	4,223		595	566		95%		(29)		14
Orphan's Court .....	--									
New York--Family Court .....	17,634	243	593 <sup>f</sup>	643 <sup>f</sup>	193 <sup>f</sup>	108% <sup>f</sup>	33% <sup>f</sup>	(-50) <sup>f</sup>		3 <sup>f</sup>
Surrogates' Court .....	--			72,913						(414)

State and court title	State population in thousands	Begin pending	Filed	Disposed	End pending	As percent of filed		Change in pending		Filed (disposed) per 100,000 population
						Disposed	End pending	Number	Percent	
<b>INCOMPLETE STATE DATA (con't)</b>										
Tennessee--Law and Equity Court .....	4,533		178							4
Chancery Court .....	--		1,406							31
Circuit Court .....	--		104							2
Probate Court .....	--									
County Court .....	--									
Texas--County Court at Law, Constitutional County Court, and Probate Court .....	13,887		62,787							452
District Court .....	--									
Minnesota--County Court* .....	4,038	10,507 <sup>f</sup>	9,296 <sup>f</sup>	15,028	88% <sup>f</sup>	125%	202%	(1,211) <sup>f</sup>		260 <sup>f</sup>
District Court* .....	--	242	303	490	125%			(-61)		6
Probate Court .....	--	4,417	3,484	8,486	79%	192%		(933)		109
New Jersey--Superior Court* .....	7,373		953							13
Surrogate's Court .....	--									

Note: Blank spaces indicate that either the data were unavailable or less than 90% complete, or that the calculations were inappropriate.

\* = These courts do not use the filing of a petition or complaint as the unit of count. Check the state profile to identify the specific unit of count.

<sup>f</sup>Data are incomplete:  
California--Superior Court--One court reported data for only the first six months of the reporting period.  
New York--Family Court--Filed, disposed and end-pending figures do not include data from Queens County during December.  
Ohio--Court of Common Pleas--Pending data were not available for all civil categories.  
Vermont--Probate Court--Pending data do not include hearings for cases commenced prior to January 1, 1970.



TABLE 25: Mental health caseload for trial courts, 1979.

State population. Courts reporting mental health caseload. Disposed and end pending as a percent of filed. Number and percent change in pending. Filed per 100,000 population.

Table with columns: State and court title, State population in thousands, Begin pending, Filed, Disposed, End pending, As percent of filed (Disposed, End pending), Change in pending (Number, Percent), Filed (disposed) per 100,000 population. Includes sections for COMPLETE STATE DATA (Exclusive and Not exclusive court jurisdiction) and INCOMPLETE STATE DATA.

Note: Blank spaces indicate that either the data were unavailable or less than 90% complete, or that the calculations were inappropriate. \* = These courts do not use the filing of a petition or complaint as the unit of count. Check the state profile to identify the specific unit of count.

†Data are incomplete: California--Superior Court--One court reported data for only the first six months of the reporting period. New York--Family Court--Filed, disposed and end-pending figures do not include case activity in Queens County during December. ‡Explanation of data included in the category: Kentucky--Circuit Court--Figures include competency hearings.

TABLE 26: Civil appeals caseload for trial courts, 1979.

State population. Courts reporting civil appeals caseload. Disposed and end pending as a percent of filed. Number and percent change in pending. Filed per 100,000 population.

Table with columns: State and court title, State population in thousands, Begin pending, Filed, Disposed, End pending, As percent of filed (Disposed, End pending), Change in pending (Number, Percent), Filed (disposed) per 100,000 population. Includes sections for COMPLETE STATE TOTALS (Exclusive and Not exclusive court jurisdiction) and INCOMPLETE STATE TOTALS.

TABLE 26:  
Civil appeals caseload for trial courts, 1979. (continued)

State and court title	State population in thousands	Begin pending	Filed	Disposed	End pending	As percent of filed		Change in pending		Filed (disposed) per 100,000 population
						Disposed	End pending	Number	Percent	
<b>INCOMPLETE STATE TOTALS (con't)</b>										
Puerto Rico--Superior Court <sup>a</sup> .....	3,165	169	138	146	161	106%	117%	-8	-5%	4
District Court <sup>c</sup> .....	--	3	8	7	4	88%	50%	1	33%	<1
Texas--District Court <sup>a</sup> .....	13,887	70,657	28,708	26,950	72,414	94%	252%	1,757	2%	207
Constitutional County Court <sup>b</sup> .....	--									
County Court at Law <sup>b</sup> .....	--									
West Virginia--Circuit Court <sup>a</sup> .....	1,939	32	1,446	1,372	106	95%	7%	74	231%	75

Note: Blank spaces indicate that either the data were unavailable or less than 90% complete, or that the calculations were inappropriate.

\* = These courts do not use the filing of a petition or complaint as the unit of count. Check the state profile to identify the specific unit of count.

a = Trial courts that have appellate jurisdiction over judgments of other courts and administrative agencies. Courts with this footnote under incomplete state data may have reported either appeals from other courts' judgments, or administrative agencies, but not both.

b = Trial courts that have appellate jurisdiction over only the judgments of other courts.

c = Trial courts that have appellate jurisdiction over only the decisions of administrative agencies.

<sup>i</sup>Data are incomplete:

California--Superior Court--One court reported data for only the first six months of the reporting period.

Michigan--Circuit Court--Data were unavailable for Arenac, Jackson and Mason Counties.

Washington--Superior Court--Incomplete data were received from one location.

<sup>j</sup>Explanation of data included in the category:

Vermont--Superior Court--Data include criminal appeals as well as some habeas corpus and postconviction remedy cases.

TABLE 27: Civil jury and non-jury trial dispositions by case type, 1979.

Variations in court organization and subject matter jurisdiction:

Subject matter jurisdictions are visually quite apparent in Tables 27 and 38, where the "+" symbols under the heading "Case type" indicate what case types were reported for each piece of trial data. These breakdowns were made to facilitate comparative analysis among courts and case types. Both general jurisdiction and limited jurisdiction courts are included.

Sources of data:

These are found in the individual court profiles in Part II and in Appendix B.

Variations in case classifications and definitions:

Both the case categories and the data classified in each case category vary from state to state. The categories "law" and "equity" have been added to the CSIM case types on Table 27 in order to accommodate those states that have reported trial data for cases they classify as "law" and "equity." Overlap exists between these categories and the CSIM case types, which focus on subject-matter rather than on the remedy sought.

Variations in counting both cases and trials:

Each of these tables has numerical superscripts by each court name, indicating how that court counts cases. Caseload cannot be compared among courts that do not count cases in the same way.

The definitions used by each court to count trials are indicated in the third column in Tables 27 and 38, the second column in Table 42. Comparisons can be made between courts that count trials in the same way.

Appropriate analyses:

Trials as a percent of dispositions. Dividing the number of trials conducted by the total number of cases disposed of for the appropriate case type results in the trial rate for that case type for the court.

Jury trials as a percent of dispositions. Dividing the number of jury trials conducted by the total number of cases disposed of for the appropriate case type results in the jury trial rate for that case type for the court.

Jury trials as a percent of trials. Dividing the number of jury trials by the total number of trials conducted for that case type results in the proportion of trials that are trials by jury for that case type for the court.

Limitations on use:

Comparisons on these tables must be restricted to the court level, and must be controlled for case type, unit of count, and trial definitions. State totals have not been computed in order to avoid any temptation to compare "apples and oranges."

Care should also be taken to compare only those courts that share similar rules regarding the availability of jury trials. For example, some states make it more difficult for a criminal defendant to waive a jury trial than other states. Similarly, in some states both parties to civil litigation must agree to a jury trial, while in other states one of the parties can demand a jury trial.

**TABLE 27:**  
**Civil jury and non-jury trial dispositions by case type, 1979.**  
*State and court. Civil case types. Jury trial definition. Dispositions per case type, number of trials, trials as a percent of dispositions, number of jury trials, jury trials as a percent of dispositions and of trials.*

State and court title	Case type for which trial data given											Jury/ trial/ defini- tion	Number of disposi- tions per case type	Number of trials	Trials as a percent of dispo- sitions	Number of Jury trials	Jury trials as a percent of dispo- sitions	Jury trials as a percent of trials
	Law	Tort	Contract	Small Claims	Real Property	Equity	Domestic Rela	Estate	Mental Health	Appeal	Other							
<b>Alaska:</b>																		
Superior Court.....	-	+	+	-	+	-	-	-	-	+	+	A	2,909	130	4%	82	3%	63%
District Court <sup>1</sup> .....	-	+	+	-	-	-	-	-	-	-	-	A	3,297	212	16%	44	1%	20%
	-	-	-	+	-	-	-	-	-	-	-	A	8,534	988	16%	-	-	-
<b>Arizona:</b>																		
Superior Court.....	+	-	-	-	-	+	+	+	-	-	-	B	72,494 <sup>1</sup>	5,992 <sup>1</sup>	8%	577 <sup>1</sup>	<1%	10%
Justices of the Peace.....	-	-	-	+	-	-	-	-	-	-	-	G	46,988	10,540	22%	11	<1%	<1%
<b>California:</b>																		
Superior Court <sup>1</sup> .....	-	+	-	-	+	-	+	+	+	+	+	C	439,886 <sup>1</sup>	267,085 <sup>1</sup>	62%	2,831 <sup>1</sup>	<1%	1%
Justice Court <sup>1</sup> .....	-	-	-	+	-	-	-	-	-	-	-	B	25,643	18,246	71%	-	-	-
	-	-	-	-	-	-	-	-	-	-	-	B	10,117	2,007	20%	20	<1%	<1%
	-	-	-	-	-	-	-	-	-	-	-	F	345,691	265,690	77%	-	-	-
Municipal Court <sup>1</sup> .....	-	-	-	+	-	-	-	-	-	-	+	F	283,346	77,362	27%	548	<1%	<1%
<b>Connecticut:</b>																		
Superior Court <sup>1</sup> .....	+	-	-	-	-	+	-	-	-	+	-	C	40,539 <sup>1</sup>	2,500 <sup>1</sup>	6%	438 <sup>1</sup>	1%	18%
	-	-	-	-	-	+	-	-	-	-	-	C	18,722 <sup>1</sup>	1,078 <sup>1</sup>	6%	-	-	-
<b>Delaware:</b>																		
Superior Court <sup>1</sup> .....	+	-	-	-	+	-	-	-	-	-	-	C	2,244	131	6%	-	-	-
<b>District of Columbia:</b>																		
Superior Court <sup>2</sup> .....	+	-	-	-	-	-	-	-	-	-	-	A	5,714	347	6%	193	3%	56%
	-	-	-	+	-	-	-	-	-	-	-	A	29,043	15	2%	12	1%	80%
	-	-	-	-	-	-	-	-	+	-	-	A	826	154	28%	0	0%	0%
	-	-	-	-	-	-	-	-	-	+	-	A	543	154	28%	0	0%	0%
<b>Florida:</b>																		
Circuit Court <sup>1</sup> .....	-	+	+	-	+	-	+	-	+	-	+	C	231,832	135,747	59%	2,759	1%	2%
County Court <sup>1</sup> .....	+	-	-	-	-	-	-	-	-	-	-	C	197,656	116,188	59%	63	<1%	<1%
<b>Georgia:</b>																		
Superior Court <sup>1</sup> .....	-	-	-	-	-	+	-	-	-	-	-	A	56,508	24,720	44%	355	<1%	1%
	-	-	-	-	-	-	-	-	-	-	+	A	45,449	9,525	21%	1,573	3%	17%
State Court and County Courts <sup>1</sup> .....	-	-	-	-	-	-	-	-	-	-	+	A	117,050 <sup>1</sup>	5,454	5%	1,234	1%	23%
<b>Hawaii:</b>																		
Circuit Court <sup>1</sup> .....	-	+	-	-	-	-	-	-	-	-	-	C	988	54	5%	39	4%	72%
	-	-	+	-	-	-	-	-	-	-	-	C	1,186	46	4%	9	<1%	20%
	-	-	-	+	-	-	-	-	-	-	-	C	288	4	1%	2	<1%	50%
	-	-	-	-	+	-	-	-	-	-	-	C	12,921 <sup>1</sup>	66	<1%	14	<1%	21%
	-	-	-	-	-	+	-	-	-	-	+	C	2,660	102	4%	23	<1%	23%
District Court <sup>1</sup> .....	-	+	-	-	-	-	-	-	-	-	-	G	715	47	7%	-	-	-
	-	-	+	-	-	-	-	-	-	-	-	G	8,308	88	1%	-	-	-
	-	-	-	-	-	-	-	-	-	-	-	G	1,370	516	38%	-	-	-
	-	-	-	+	-	-	-	-	-	-	-	G	805	53	7%	-	-	-
	-	-	-	-	+	-	-	-	-	-	+	G	153	26	17%	-	-	-
<b>Idaho:</b>																		
District Court <sup>1</sup> .....	-	+	-	-	-	-	-	-	-	-	-	C	905	254	28%	-	-	-
	-	-	-	-	-	-	+	-	-	-	-	C	2,006	1,109	55%	-	-	-
	-	-	-	+	-	-	+	-	-	-	-	C	7	5	71%	-	-	-
	-	-	-	-	-	-	-	-	-	+	-	C	276	136	49%	-	-	-
Magistrate's Division <sup>1</sup> .....	-	-	-	-	-	-	-	-	-	-	+	C	4,096	1,484 <sup>1</sup>	49%	-	-	-
	-	-	-	-	-	-	-	-	-	-	-	C	609	78	13%	-	-	-
	-	-	-	+	-	-	-	-	-	-	-	C	14,506	9,416	65%	-	-	-
	-	-	-	-	-	-	+	-	-	-	-	C	11,041	8,061	73%	-	-	-
	-	-	-	-	-	-	-	+	-	-	-	C	3,430	2,616	76%	-	-	-
	-	-	-	-	-	-	-	-	-	-	+	C	10,915 <sup>1</sup>	1,999 <sup>1</sup>	18%	-	-	-
<b>Illinois:</b>																		
Circuit Court <sup>1</sup> .....	+	-	-	-	-	-	-	-	-	-	-	A	204,536	-	-	1,832	<1%	-

(continued on next page)



TABLE 27:  
Civil jury and non-jury trial dispositions by case type, 1979. (continued)

State and Court Title	Case type										Jury/ trial definition	Number of dispositions per case type	Number of trials	Trials as a percent of dispositions	Number of Jury trials	Jury trials as a percent of dispositions		
	Law	Tort	Contract	Small Claims	Real Property	Equity	Domestic Relations	Estate	Mental Health	Appeal						Other	as a percent of dispositions	as a percent of trials
<b>Texas:</b>																		
District Court <sup>1</sup> .....	-	+	-	-	-	-	-	-	-	-	-	C	32,444	2,023	6%	660	2%	33%
	-	-	-	-	-	-	-	+	-	-	-	C	156,240	118,919	76%	159	<1%	<1%
	-	-	-	-	-	-	-	-	-	-	+	C	26,950	4,542	17%	499	2%	11%
	-	-	-	-	-	-	-	-	-	-	-	C	85,527	21,831	26%	1,580	2%	7%
County Court at Law, Constitutional County Court, and Probate Court <sup>1</sup> .....	+	-	-	-	-	-	-	-	-	-	-	A	53,487	3,755	7%	821	2%	22%
	-	+	-	-	-	-	-	-	-	-	-	A	10,137	710	7%	193	2%	27%
	-	-	+	-	-	-	-	-	-	-	-	A	27,710	1,239	4%	66	<1%	5%
	-	-	-	-	+	-	-	-	-	-	-	A	470	27	6%	12	3%	44%
Justice of the Peace Court <sup>1</sup> .....	+	-	-	-	-	-	-	-	-	-	-	A	200,498 <sup>1</sup>	66,234 <sup>1</sup>	33%	735 <sup>1</sup>	<1%	1%
<b>Utah:</b>																		
District Court <sup>1</sup> .....	-	+	-	-	+	-	+	-	-	-	+	C	23,181 <sup>1</sup>	1,979 <sup>1</sup>	9%	231 <sup>1</sup>	<1%	12%
Circuit Court <sup>1</sup> .....	-	-	-	+	-	-	-	-	-	-	+	C	30,611 <sup>1</sup>	4,713 <sup>1</sup>	15%	80 <sup>1</sup>	<1%	2%
<b>Vermont:</b>																		
Superior Court <sup>1</sup> .....	+	-	-	-	-	-	-	-	-	-	-	A	3,270	373	11%	65	2%	17%
District Court <sup>1</sup> .....	+	-	-	-	-	-	-	-	-	-	-	B	3,085	179	6%	6	<1%	3%
	-	-	-	+	-	-	-	-	-	-	-	B	6,715	431	6%	0	0%	0%
<b>Virginia:</b>																		
Circuit Court <sup>1</sup> .....	+	-	-	-	-	-	-	-	-	-	-	C	23,045	4,752	21%	1,345	6%	28%
	-	-	-	+	-	-	-	-	-	-	-	C	972	293	30%	147	15%	50%
	-	-	-	-	+	-	-	-	-	-	-	C	11,151	1,468	13%	32	<1%	2%
	-	-	-	-	-	+	-	-	-	-	-	C	31,155	1,504	5%	-	-	-
	-	-	-	-	-	-	-	-	-	+	-	C	1,943	732	37%	135	7%	18%
<b>Washington:</b>																		
Superior Court <sup>1</sup> .....	-	+	+	-	+	-	-	-	-	+	+	C	74,500 <sup>1</sup>	7,384 <sup>1</sup>	10%	1,181 <sup>1</sup>	2%	16%
<b>Wisconsin:</b>																		
Circuit Court <sup>1</sup> .....	-	-	-	+	-	-	-	-	-	-	-	F	56,156 <sup>1</sup>	3,524 <sup>1</sup>	6%	23 <sup>1</sup>	<1%	<1%
	-	-	-	-	-	-	+	-	-	-	-	F	28,907	9,862	34%	96	<1%	<1%
	-	+	-	-	+	-	-	+	+	+	+	F	48,277	4,197	9%	1,002	2%	24%
<b>Wyoming:</b>																		
District Court <sup>1</sup> .....	-	-	-	-	-	-	-	+	-	-	+	H	9,573 <sup>1</sup>	2,780 <sup>1</sup>	29%	56 <sup>1</sup>	<1%	2%

Note: All available data are entered in the table and all appropriate calculations are included. Blank spaces indicate that the data were unavailable or calculations were inappropriate.

-- = Not applicable.

+ = Data are given for these case types.

<sup>1</sup>Data are not complete:

- Arizona--Superior Court-- Adoption and domestic relations figures do not include adoption data from Maricopa County.
- California--Superior Court--One court reported data for only the first six months of the reporting period.
- Connecticut--Superior Court--Data were not available for any cases handled by the Housing Sessions or for civil, small claims, or law cases disposed in the geographic area courts, formerly the Courts of Common Pleas.
- Court of Common Pleas--Data are given only for family docket and nonfamily docket cases.
- Indiana--Superior Court and Circuit Court--Data do not include redocketed dissolutions.
- Kansas--District Court-- Domestic relation cases do not include adoptions.
- Maine--Superior Court--Trial data do not include URESA cases, but do include extraordinary writs.

- Michigan--Circuit Court--There were no data available for the following counties: Arenac, Jackson, and Mason.
- District Court--There were no data available for the following courts: Barry, Ecolse, Kentwood, Livonia, and Newaygo.
- New Jersey--Superior Court-- Domestic relations cases include only marriage dissolution and uncontested adoption cases.
- Ohio--Court of Common Pleas-- Tort data include only personal injury. Domestic relations trial data do not include adoptions birth records.
- Puerto Rico--Superior Court-- Appeal does not include appeals of trial court cases.
- South Dakota--Data do not include full-time equivalent Lay Magistrate or Lawyer Magistrate cases.
- Texas--Justice of the Peace Court--Data reported represent 9,180 Justice of the Peace Court monthly reports out of a possible 11,640--a reporting rate of 79%.
- Utah--Circuit Court--No data were reported for the court located in American Fork.
- Washington--Circuit Court--One court location reported incomplete disposition data.
- Wisconsin--Circuit Court-- Small claims data are reported for all cases in Milwaukee County, but for contested cases only in the rest of the state.
- Wyoming--Figures do not include estate data.

Explanation of data included in the category:  
 Connecticut--Superior Court--Data for civil trials are given for domestic relations marriage dissolution cases.  
 Oklahoma--Other includes extraordinary writs.  
 Pennsylvania--Court of Common Pleas--Civil trial data include only the subcategory "civil" classified under other civil.  
 Puerto Rico--Superior Court-- Other civil includes extraordinary writs.  
 South Carolina--Other category could mean any category, it is not broken down in the state profile.  
 South Dakota--Circuit Court-- Domestic relations includes only marriage dissolution cases.  
 Texas--The District Court--Directed verdict cases are included in jury trials.  
 Utah--District Court-- Other civil includes extraordinary writs.  
 Washington--Circuit Court--Trial data for civil cases do not include adoption cases.

- <sup>1</sup>A civil case is counted with the filing of a petition or complaint.
- <sup>2</sup>A civil case is counted when it is placed on the calendar (has reached issue).
- <sup>3</sup>A civil case is counted at the note of issue.
- <sup>5</sup>A civil case is not counted in the same way throughout the state.

Trial definition:

- A = A trial is counted if tried to judgment, completion, verdict, or decision.
- B = A jury trial is counted when the jury selection begins (first juror is drawn).
- C = A jury trial is counted when the jury is sworn (impaneled).
- D = A non-jury trial is counted at the point when an opening statement or the introduction of any evidence occurs.
- F = A trial is counted when it has officially begun.
- G = A non-jury trial is counted at the point when an opening statement or the introduction of any evidence occurs. Guilty pleas are not counted as trials.
- H = A trial is not counted in the same way throughout the state.

TABLE 28: Criminal filed and disposed in general jurisdiction, limited jurisdiction, and all trial courts, 1979.

Variations in court organization, subject matter jurisdiction, and case classification:

This table breaks the gross totals of Table 15 into criminal case classification. Because of the variations in court organization, subject matter jurisdiction, and case classification, comparisons of general jurisdiction and limited jurisdiction courts from state to state are seldom appropriate.

Lack of complete data (less than 90% complete from an individual court) is responsible for the large number of blanks in the "All trial courts" columns on this table, as well as for states missing from the table. In order for a state to be included in this table, it had to have complete filing or disposition data from all its trial courts.

Courts that do not break their caseload down into specific case types, do generally separate caseload into civil, criminal, and juvenile cases. (Traffic may be reported separately or it may be lumped into criminal caseload.)

Sources of data are found on the individual court profiles in Part II and in Appendix B.

Variations in counting cases do have an impact on total caseloads. If states are not counting cases at the same beginning and ending point, total caseload is not comparable. See Figure C.

Appropriate analyses:

Disposed as a percent of filed. This measure represents the percent of the number of filed cases that the court was able to dispose. The percent is computed by dividing the number of cases filed by the number disposed and then multiplying by one hundred. A percent over one hundred indicates that the court disposed more cases than were filed, thus reducing pending caseload. A percent significantly less than one hundred indicates that the court is not keeping up with the volume of cases being filed.

Limitations on use:

Comparisons can be made between courts that count cases in the same way. The method of counting criminal cases has the greatest influence over data reported. Consult Figure C for a listing of the groups of courts that count criminal cases in the same way.

Although data have been broken down into general and limited jurisdiction courts, this has been done to provide a flavor for the different workloads of the different levels of trial courts. Interstate comparisons should be restricted to all trial courts' data.

TABLE 28: Criminal filed and disposed in general jurisdiction, limited jurisdiction, and all trial courts, 1979. State adult population within unit of court groupings. Disposed as a percent of filed.

State and unit of court	General jurisdiction courts			Limited jurisdiction courts			All trial courts		
	Filed	Disposed	Disposed as a percent filed	Filed	Disposed	Disposed as a percent filed	Filed	Disposed	Disposed as a percent filed
<b>Information, indictments, or complaints</b>									
Alaska.....	1,074			17,761			18,835		
Guam.....	415	286	69%	--	--	--	415	286	69%
Illinois.....	581,976	547,534	94%	--	--	--	581,976	547,534	94%
Iowa.....	198,019	198,460	100%	--	--	--	198,019	198,460	100%
Maine.....	5,425	5,174	95%	27,439	26,577	97%	32,864	31,751	97%
Maryland.....	38,902			88,858			127,760		
Massachusetts.....	263,619			5,652			269,271		
New Jersey.....	25,141	27,116	108%	365,544	321,782	88%	390,485	348,898	89%
<b>Number of defendants</b>									
Arizona.....	13,815	13,175	95%	103,930	91,176	88%	117,745	104,351	89%
Colorado.....	15,287	14,328	94%	32,925	31,232	95%	48,212	45,560	94%
Connecticut.....	101,354	94,687	93%	--	--	--	101,354	94,687	93%
District of Columbia.....	31,381	29,404	94%	--	--	--	31,381	29,404	94%
Florida.....	107,786	91,812	85%	233,835	206,563	88%	341,621	298,375	87%
Hawaii.....	2,801	1,961	70%	42,998	41,276	96%	45,799	43,237	94%
Idaho.....	30,036	28,527	95%	--	--	--	30,036	28,527	95%
Kentucky.....	10,512	9,587	91%	197,914	173,448	88%	208,426	183,035	88%
Pennsylvania.....		66,872			479,541			546,413	
Virginia.....	55,120	53,836	98%	299,819	291,640	97%	354,939	345,476	97%
Washington.....	15,224			129,867			145,091		
<b>No consistent definition</b>									
New Hampshire.....	6,142			37,113			43,255		
North Carolina.....	56,591	54,587	96%	356,292	347,174	97%	412,883	401,761	97%
<b>Case number assigned</b>									
North Dakota.....	1,021	1,004	98%	15,759	14,346	91%	16,780	15,350	91%

Note: All courts in Louisiana, Nebraska, New Mexico, Hawaii, and Delaware are displayed in the number of defendants grouping because this is the unit of count for the general jurisdiction court in each of these states. Data for all courts in Maryland are displayed with the number of informations, indictments, or complaints grouping since this is the unit of count for general jurisdiction courts in this state. State totals were included in this table when all courts with criminal jurisdiction within that state reported either complete filings and/or dispositions. Blank spaces indicate that the data were unavailable or incomplete, or the calculations were inappropriate.

-- = Not applicable.

NH = This case type is not handled in this court.

TABLE 29: Composition of criminal case filings in general jurisdiction courts, 1979.  
TABLE 30: Composition of criminal case dispositions in general jurisdiction courts, 1979.

Variations in court organization and subject matter jurisdiction:

These two tables deal only with general jurisdiction courts. In states with a single-tier trial court (Idaho, Illinois, Iowa, South Dakota, District of Columbia, and Guam), all case types are heard in the general jurisdiction court. These courts are indicated by an "\*" before their state name. In all other states, some of the trial court case types are heard in limited jurisdiction courts.

The individual court profiles for each state (found in Part II) must be consulted to determine whether the figures for an individual case type in these tables represent the complete caseload for that case type in the particular state.

Sources of data:

These are found in the individual court profiles in Part II and in Appendix B.

Variations in case classifications and definitions:

Courts that do not break their caseload down into specific case types do generally separate caseload into civil, criminal, and juvenile cases. (Traffic may be reported separately or it may be reported as a part of the criminal caseload.) Consequently, these two tables are easier to aggregate than later tables that show specific case types.

Those states that reported less than 90% of complete "total" data were excluded from these tables.

Appropriate analyses:

Data from these tables may be used to identify courts with similar jurisdiction and courts that handle similar volumes of cases. These data can also be used to compute the distribution of types of criminal cases filed in each court. To compute the proportion of the total filings (dispositions) for each case type, divide the number of filings (dispositions) for each case type by the total filings (dispositions) for each court and multiply by 100.

Limitations on use:

Comparisons should not be made between courts in states with a single-tier trial court (marked with an "\*") and courts in states with both general and limited jurisdiction courts.

Comparisons can be made only between courts that use the same unit of count for counting criminal cases. Since the data contained in these tables are taken from only the general jurisdiction courts, the organization charts for each state should be checked to determine whether or not other courts in the state also handle the specific case types before comparisons of volumes of specific case types are made.

TABLE 29:  
Composition of criminal case filings in general jurisdiction courts, 1979.  
State and court. Criminal case categories.

State and court title	Criminal cases filed							Total criminal
	Felony	Misdemeanor	Felony/ misdemeanor	Preliminary hearing	Ordinance violation	Appeal	Other criminal	
Alabama--Circuit Court .....	X			NH	NH	X	NH	24,302
Alaska--Superior Court .....	691	17		NH	NH	155	211	1,074
Arizona--Superior Court .....	11,323	92		NH	NH	1,852	548	13,815
Arkansas--Circuit Court .....	9,861	(J)		NH	NH	5,005 <sup>J</sup>		14,866
California--Superior Court .....			33,931 <sup>J</sup>			2,349 <sup>J</sup>		56,280 <sup>J</sup>
Colorado--District Court, Denver Superior Court, Denver Juvenile Court, and Denver Probate Court..	10,622				NH	540	4,125	15,287
Connecticut--Superior Court .....	5,043		96,231				80	101,354
Delaware--Superior Court .....			2,729	NH	NH	229	NH	2,950
*District of Columbia--Superior Court.	4,005	15,150		7,010	3,505		1,711	31,381
Florida--Circuit Court .....	106,959	NH	NH		NH	827	NH	107,786
Georgia--Superior Court .....	28,511	16,969			NH		NH	45,480
*Guam--Superior Court .....	143	272						415
Hawaii--Circuit Court .....	2,377	354		NH	NH		70	2,801
*Idaho--STATE TOTAL .....	2,752	21,494		5,699		91		30,036
District Court .....	2,752	184		NH	NH	91	NH	3,027
Magistrates Division .....		21,310		5,699			NH	27,009
*Illinois--Circuit Court .....	37,722	469,438 <sup>J</sup>		(J)	74,816			581,976
Indiana--Superior Court and Circuit Court.....		20,334	18,179	2,478			10,047	51,038
*Iowa--District Court .....	16,566 <sup>J</sup>	82,917		22,617	75,919	(J)		198,019
Kansas--District Court .....	9,901	14,420		NH	NH	842		25,163
Kentucky--Circuit Court .....			10,124	NH	NH	388	NH	10,512
Maine--Superior Court .....	2,483	2,278		NH			664	5,425
Maryland--Circuit Court .....			34,130	NH	NH	4,112	660	38,902
Massachusetts--STATE TOTAL.....	X	198,156 <sup>J</sup>				21,565	43,898	263,619
Superior Court Department.....	X					850	30,036	30,886
District Court Department.....	(J)	198,120 <sup>J</sup>				20,715		218,835
Boston Municipal Court Department.....							13,862	13,862
Juvenile Court Department.....		36						36
Michigan--STATE TOTAL .....	39,476 <sup>J</sup>	6,527			68,543	568 <sup>J</sup>		105,114 <sup>J</sup>
Circuit Court .....	28,325 <sup>J</sup>			NH	NH	568 <sup>J</sup>		28,893 <sup>J</sup>
Recorder's Court of Detroit .....	11,151	6,527			68,543	NH		86,221
Montana--District Court .....	2,281	681			NH	X	X	2,962
Nebraska--District Court .....	3,632 <sup>J</sup>	(J)			NH	1,237 <sup>J</sup>		4,869 <sup>J</sup>
New Hampshire--Superior Court .....			3,436	NH	NH	2,706	NH	6,142
New Jersey--Superior Court.....	22,198				NH	2,784	159	25,141
New Mexico--District Court .....			5,289		NH			5,289
New York--Supreme Court.....			30,806	NH	NH		NH	30,806
North Carolina--Superior Court .....	32,129			NH	NH	24,462	NH	56,591
North Dakota--District Court .....	879	40	NH	NH	NH	47	55	1,021
Ohio--Court of Common Pleas .....	33,544	NH		NH	NH	NH	NH	33,544
Oklahoma--District Court .....	23,692	37,822	NH		NH	423	354	62,291
Oregon--Circuit Court .....	16,643	NH			NH			16,643
Pennsylvania--Court of Common Pleas..			60,335 <sup>J</sup>			12,566 <sup>J</sup>	864	73,765
Puerto Rico--Superior Court .....	9,242	9,221		720	NH			19,183
Rhode Island--Superior Court .....			2,515			1,067		3,582
South Carolina--Circuit Court .....			31,746 <sup>J</sup>	NH				31,746 <sup>J</sup>
Tennessee--Circuit Court and Criminal Court .....			27,325					27,325
Texas--District Court and Criminal District Court.....	77,461	7,950			NH		7,065	92,476
Utah--District Court .....			2,103	NH	NH	293		2,396
*Vermont--District Court .....	2,892 <sup>J</sup>	15,280 <sup>J</sup>			NH		646 <sup>J</sup>	18,818 <sup>J</sup>
Virginia--Circuit Court .....	31,896	22,839		NH	NH		305	55,120

TABLE 29:  
Composition of criminal case filings in general jurisdiction courts, 1979. (continued)

State and court title	Criminal cases filed							Total criminal
	Felony	Misdemeanor	Felony/ misdemeanor	Preliminary hearing	Ordinance Violation	Appeal	Other criminal	
Washington--Superior Court .....	12,171							
Wisconsin--Circuit Court .....	13,187	27,683		NH	NH	3,053	NH	15,224
Wyoming--District Court.....	1,613	NH	NH	NH	NH		13,567	54,437
								1,613

Note: All available data from states that have total filings which are at least 90% complete are entered in the table. Blank spaces indicate that the data were unavailable, or less than 90% complete. Other criminal also includes extraordinary writ, postconviction remedy and sentence review only cases. The felony/misdemeanor category in this table does not represent the sum of all felonies and misdemeanors, but deals with those figures which could not be broken down into those respective categories.

X = The data for this case type are known to be included in the total but were not available by category.

NH = This case type is known not to be handled by this court.

\*These states have a single-tier trial court. These courts have no limited jurisdiction courts under them, so included in their caseload are cases that would be heard by limited jurisdiction courts elsewhere.

<sup>1</sup>Data are incomplete:

- California--Superior Court--One court reported data for only the first six months of the reporting period.
  - Michigan--Circuit Court--Data were unavailable for Arenac, Jackson and Mason Counties.
  - Vermont--District Court--Data do not include sentence review only cases, nor data from the Superior Court.
- Explanation of data included in the category:
- Arkansas--Circuit Court-- Appeals include some original misdemeanors.
  - Illinois--Circuit Court-- Misdemeanors include ordinance violations and preliminary hearings in the Circuit Court of Cook County.
  - Iowa--District Court-- Felony data include appeals.
  - Massachusetts--District Court Department--Data include some felonies.
  - Michigan--Circuit Court--Data include some high misdemeanors.
  - Nebraska--District Court-- Felony data include some misdemeanors, and Appeal data include some civil appeals.
  - Pennsylvania--Court of Common Pleas-- Felony/misdemeanor figure includes some trial de novo for appeal cases.
  - South Carolina--Circuit Court--Data include cases from the County Court, and the Civil and Criminal Court.

TABLE 30:  
Composition of criminal case dispositions in general jurisdiction courts, 1979.  
State and court. Criminal case categories.

State and court title	Criminal cases disposed								Total criminal
	Felony	Misdemeanor	Felony/ misdemeanor	Preliminary hearing	Ordinance Violation	Appeal	Other criminal		
Alabama--Circuit Court .....									24,552
Alaska--Superior Court .....	751	X		NH	NH	X	335		1,086
Arizona--Superior Court .....	10,557	233		NH	NH	1,829	556		13,175
Arkansas--Circuit Court .....	10,744			NH	NH	5,186 <sup>J</sup>			15,930
California--Superior Court .....			49,217 <sup>I</sup>	NH	NH	2,170 <sup>I</sup>			51,387 <sup>I</sup>
Colorado--District Court, Denver Superior Court, Denver Juvenile Court, and Denver Probate Court..	8,971				NH	354	5,003		14,328
Connecticut--Superior Court .....	5,084		89,589				14		94,687
Delaware--Superior Court .....			3,186 <sup>J</sup>	NH	NH	(J)	NH		3,186
*District of Columbia--Superior Court.	3,960	13,090		7,080	3,548	NH	1,726		29,404
Florida--Circuit Court .....	91,148	NH	NH		NH	664	NH		91,812
Georgia--Superior Court .....	27,317	15,842			NH		NH		43,159
*Guam--Superior Court .....	117	169							286
Hawaii--Circuit Court .....	1,628	293		NH	NH	NH	40		1,961
*Idaho--STATE TOTAL .....	2,681	20,261		5,333		52			28,527
District Court .....	2,681	193		NH	NH	52	NH		2,921
Magistrates Division .....	NH	20,068		5,333			NH		25,601
*Illinois--Circuit Court .....	35,312	444,350 <sup>J</sup>		(J)	67,872	NH			547,534
Indiana--Superior Court and Circuit Court.....		17,472	18,466	1,963			10,108		48,009
*Iowa--District Court .....	15,098 <sup>J</sup>	83,952		23,609	75,801	(J)			198,460
Kansas--District Court .....	10,255	16,669 <sup>J</sup>		NH	NH	(J)			26,924
Kentucky--Circuit Court .....			9,259	NH	NH	328	NH		9,587
Maine--Superior Court .....	2,508	2,046		NH			620		5,174
Maryland--Circuit Court .....			31,103	NH	NH	4,631	909		36,643
Massachusetts--Superior Court Department.....	X					718	41,448		42,166 <sup>I</sup>
Michigan--STATE TOTAL .....	39,602 <sup>J</sup>	6,090			44,073	508 <sup>I</sup>			90,273 <sup>I</sup>
Circuit Court .....	28,632 <sup>J</sup>			NH	NH	508 <sup>I</sup>			29,140 <sup>I</sup>
Recorder's Court of Detroit .....	10,970	6,090			44,073	NH			61,133
Montana--District Court .....	X		2,756		NH	X	X		2,756
Nebraska--District Court .....	3,563 <sup>J</sup>	(J)			NH	1,147 <sup>J</sup>			4,710 <sup>J</sup>
New Hampshire--Superior Court .....			3,327 <sup>I</sup>		NH	3,642 <sup>I</sup>	NH		7,724
New Jersey--Superior Court.....	24,256				NH	2,699	161		27,116
New Mexico--District Court .....			5,029		NH				5,029
New York--Supreme Court and County Court.....			33,508	NH	NH		NH		33,508
North Carolina--Superior Court .....	30,979			NH	NH	23,608	NH		54,587
North Dakota--District Court .....	871	37		NH	NH	49	47		1,004
Ohio--Court of Common Pleas .....	33,709	NH	NH	NH	NH		NH		33,709
Oklahoma--District Court .....	21,839	33,496			NH	323	301		55,959
Oregon--Circuit Court .....	15,503	NH	NH		NH				15,503
Pennsylvania--Court of Common Pleas..			53,751 <sup>J</sup>			12,474 <sup>J</sup>	647		66,872
Puerto Rico--Superior Court .....	9,397	9,042		722	NH				19,661
South Carolina--Circuit Court .....			32,757 <sup>J</sup>						32,757 <sup>J</sup>
Texas--District Court and Criminal District Court.....	75,231	9,886			NH		6,121		91,238
Utah--District Court .....			2,225	NH	NH	270			2,495
*Vermont--District Court .....	2,733 <sup>I</sup>	14,741 <sup>I</sup>		NH	NH		394 <sup>I</sup>		18,088 <sup>I</sup>
Virginia--Circuit Court .....	31,260	22,246		NH	NH		330		53,836
Washington--Superior Court .....	X			NH	NH	X	NH		12,956 <sup>I</sup>
West Virginia--Circuit Court .....				NH	NH				6,241
Wisconsin--Circuit Court .....	12,352	23,878					20,084		56,314
Wyoming--District Court.....	1,573	NH	NH	NH	NH				1,573

(continued on next page)



TABLE 30:  
Composition of criminal case dispositions in general jurisdiction courts, 1979. (continued)

Note: All available data from states that had total dispositions which were at least 90% complete are entered in the table. Blank spaces indicate that the data were unavailable or less than 90% complete. Other criminal also includes extraordinary writ, postconviction remedy and sentence review only cases. The felony/misdemeanor category in this table does not represent the sum of all felonies and misdemeanors, but deals only with those figures which could not be broken down into those respective categories.

X = The data for this case type are known to be included in the total but were not available by category.

NH = This case type is known not to be handled by the court.

\*These states have a single-tier trial court. These courts have no limited jurisdiction courts under them, so included in their caseload are cases that would be heard by limited jurisdiction courts elsewhere.

†Data are incomplete:

California--Superior Court--One court reported data for only the first six months of the reporting period.  
Massachusetts--Superior Court Department--These are not state totals--they do not include data from any of the other departments.  
Michigan--Circuit Court--Data were unavailable for Arenac, Jackson and Mason Counties.  
New Hampshire--Superior Court--Data for individual case types are missing for Strafford County.  
Vermont--District Court--Figures do not include data from the Superior Court due to substantially incomplete total disposition figures from the Superior Court.  
Washington--Superior Court--One court location failed to provide data for the indicated case types.

Explanation of data included in the category:

Arkansas--Circuit Court-- Appeals include some original misdemeanors.  
Delaware--Superior Court-- Felony/misdemeanor includes appeals.  
Illinois--Circuit Court-- Misdemeanors include ordinance violations and preliminary hearings in the Circuit Court of Cook County.  
Iowa--District Court-- Felony data include appeals.  
Kansas--District Court-- Misdemeanors include appeals.  
Michigan--Circuit Court--Data include some high misdemeanors.  
Nebraska--District Court-- Felony data include some misdemeanors, and appeal data include some civil appeals.  
Pennsylvania--Court of Common Pleas-- Felony/misdemeanor figure includes some trial de novo for appeal cases.  
South Carolina--Circuit Court--Data include cases from the County Court, and the Civil and Criminal Court.

TABLE 31: Felony caseload for general jurisdiction courts, 1979.

TABLE 32: Misdemeanor caseload for trial courts, 1979.

TABLE 33: Combined felony and misdemeanor caseload, 1979.

TABLE 34: Ordinance violation caseload for trial courts, 1979.

TABLE 35: Preliminary hearing caseload for trial courts, 1979.

TABLE 36: Criminal appeals caseload for trial courts, 1979.

Variations in court organization and subject matter jurisdiction:

Caseload in these tables is from both general jurisdiction and limited jurisdiction courts. The same case types may be handled in different courts from state to state. Only state totals can be compared among these states using the same unit of count. To facilitate comparisons, the states in these tables have been grouped into three categories: those states where a court has exclusive jurisdiction over a case type and where it reported complete data; those states where more than one court handles a case type and each court submitted complete data; and those states where data from any one of the courts with that casetype jurisdiction are incomplete. The court organization charts in Part II should be consulted for a brief summary of the jurisdiction of each court.

Sources of data:

These are found in the individual court profiles in Part II and in Appendix B.

Variations in case classification and definitions:

Both the case categories and the data classified in the case categories vary from state to state.

Because such problems exist for these and all other case categories, the case types used in this report are those chosen for inclusion in the State Court Model Annual Report and State Court Model Statistical Dictionary.

Even with use of the model case types, however, caseloads are not comparable if state statutes vary as to the types of criminal cases classified as felonies or misdemeanors. Certain drug offenses, for example, may be serious felonies in one state but only misdemeanors in another.

Only states reporting data that could be displayed in the specific case types are included in the tables, and then only if the data are at least 90% complete. Many courts do not break data down beyond the broad civil, criminal, traffic, and juvenile categories.

Variations in counting cases:

Each of these tables has numerical superscripts by each court name, indicating how that court counts cases. This distinction is highlighted further by dotted lines separating the states by unit of count.

Appropriate analysis:

Disposed cases as percent of filed. This measure represents the percent of the number of filed cases of which the court was able to dispose. The percent is computed by dividing the number of cases filed by the number disposed of and then multiplying by one hundred. A percent over one hundred indicates that the court disposed of more cases than were filed, thus reducing pending caseload. A percent significantly less than one hundred indicates that the court is not keeping up with the volume of cases being filed.

This measure was not computed if the number of cases filed was less than ten or if the quantity of missing data (indicated by an "i" footnote) made it inappropriate.

End pending cases as percent of filed. This figure gives the percent of the number of filed cases that were pending at the end of the year. This measure is computed by dividing the number of cases pending at the end of the year by the number of cases filed and then multiplying by one hundred. A value of one hundred percent indicates that the number of cases pending at the end of the year was equal to the number of cases filed during the year. A value higher than one hundred percent indicates a pending caseload larger than cases filed, while a value lower than one hundred percent indicates a pending caseload smaller than the number of cases filed. This percent was not computed if the number of cases filed was less than ten or if the quantity of missing data (indicated by an "i" footnote in the profiles in Part II) made it inappropriate.

Number change in pending caseload. This number gives the net increase or decrease in pending caseload for the court year by subtracting the number of cases pending at the beginning of the year from the number of cases pending at the end of the year. An alternative to this calculation, subtracting the number disposed of from the number filed, was used when pending data were unavailable or incomplete. When this alternate formula was used, the resulting number was enclosed in parentheses. A positive number indicates that the pending caseload increased during the year while a negative number indicates that the pending caseload was reduced in size. Thus, a large negative change in pending cases indicates that the court is keeping the caseload current, while a large positive change in pending cases would indicate that the court has not kept pace with its filings.

Percent change in pending caseload. This percentage indicates the change in pending cases relative to the number of cases pending at the beginning of the year, and is obtained by dividing the number change in pending caseload by the number of cases pending at the beginning of the year and then multiplying by one hundred. (This figure cannot be calculated if the alternative formula described above was used to calculate the number change in the pending caseload.) A high negative percent indicates that the court reduced its pending caseload significantly, while a high positive percent indicates that the pending caseload increased significantly. This measure was not computed if the number of beginning pending cases was less than ten or if the jurisdiction of the court changed significantly during the year.

Filed (disposed) per 100,000 population. The unit of state population used on all court caseload charts is 100,000. This measure compensates for variations in state population and gives a more realistic basis for comparison of caseloads among states of various sizes. If the number of filings was not available or was not complete (indicated by an "i" footnote on the

profiles in Part II) but the number of dispositions was available, the number of cases disposed per unit of population was entered in this column in place of the number of cases filed per population unit, and the use of this alternative quantity was indicated by enclosing it in parentheses. Population figures used in the criminal tables represent the 18-year-old-plus state population. If all other factors (court jurisdiction, case definition, etc.) are similar, the filed-per-unit-of-population statistic will permit direct comparisons among states of the number of filed cases.

**Limitations on use:**

In these criminal case type tables, only STATE TOTALS can be compared in those states where more than one court has jurisdiction over the case

type. Comparisons can be made between the data reported for a state with an individual court that has exclusive jurisdiction over the type of case, and the STATE TOTALS for states where more than one court has jurisdiction. Comparisons should be avoided for states not reporting data for one or more courts that have jurisdiction over the case type.

Comparisons should be made only between those cases that use the same unit of count for counting criminal cases.

It should also be noted that any change(s) in the caseload of a court may not indicate a change in the actual "offense-rate" within a state, but may merely reflect changes in the criminal code, law enforcement policies and/or citizen reporting rates--among other things. These data should only be used for court management measures.

**TABLE 31:**  
**Felony caseload for general jurisdiction courts, 1979.**  
*State adult population within unit of court groupings. Courts reporting felony caseload. Disposed and end pending as a percent of filed. Number and percent change in pending. Filed per 100,000 adult population.*

State and court title	State adult population in thousands	Begin pending	Filed	Disposed	End pending	As percent of filed		Change in pending		Filed (disposed) per 100,000 population
						Disposed	End pending	Number	Percent	
<b>COMPLETE STATE DATA:</b>										
<b>Exclusive court jurisdiction:</b>										
Alaska--Superior Court <sup>6</sup> .....	261	283	691	751	382	109%	55%	99	35%	265
Arkansas--Circuit Court <sup>6</sup> .....	1,542	6,938	9,861	10,744	6,055	109%	61%	-883	-13%	640
Guam--Superior Court <sup>6</sup> .....		450	143	117	476	82%	333%	26	6%	
Illinois--Circuit Court <sup>6</sup> .....	7,997	21,724	37,722	35,312	19,399	94%	51%	-2,325	-11%	472
Iowa--District Court <sup>6</sup> .....	2,080	12,102 <sup>j</sup>	16,566 <sup>j</sup>	15,098 <sup>j</sup>	13,517 <sup>j</sup>	91% <sup>j</sup>		(1,468) <sup>j</sup>	12% <sup>j</sup>	796 <sup>j</sup>
Kansas--District Court <sup>6</sup> .....	1,724	4,051	9,901	10,255	3,697	104%	37%	-354	-9%	574
New Jersey--Superior Court (Law Division) <sup>6</sup> .....	5,332	31,450	22,198	24,256	29,392	109%	132%	-2,058	-7%	416
North Dakota--District Court <sup>5</sup> .....	462		879	871		99%		(8)		190
Oklahoma--District Court <sup>6</sup> .....	2,028	27,658	22,753	20,510	29,871	90%	131%	2,213	8%	1,121
Oregon--Circuit Court <sup>6</sup> .....	1,828	6,348	16,643	15,503	7,488	93%	45%	1,140	16%	910
South Dakota--Circuit Court <sup>6</sup> .....	484		2,337	2,682		115%		(-345)		483
Wisconsin--Circuit Court <sup>6</sup> .....	3,372		13,187	12,352		94%		(835)		391
Wyoming--District Court <sup>6</sup> .....	312	664	1,613	1,573	697	98%	43%	33	5%	517
-----										
Arizona--Superior Court <sup>7</sup> .....	1,697	5,272	11,323	10,557	6,038	93%	53%	766	15%	667
Colorado--District Court <sup>7</sup> .....	1,972		10,622	8,971		84%		(1,651)		539
District of Columbia--Superior Court <sup>7</sup> .....	487	1,049	4,005	3,960	1,094	99%	27%	45	4%	822
Florida--Circuit Court <sup>7</sup> .....	6,633		106,959	91,148		85%		(15,811)		1,613
Georgia--Superior Court <sup>7</sup> .....	3,561	18,423	28,511	27,317	15,652	96%	55%	-2,771	-15%	801
Hawaii--Circuit Court <sup>7</sup> .....	640	2,332	2,377	1,628	3,081	68%	130%	749	32%	371
Idaho--District Court <sup>7</sup> .....	612	1,177	2,752	2,681	1,248	97%	45%	71	6%	450
Maine--Superior Court <sup>7</sup> .....	779	1,466	2,483	2,508	1,712	101%	69%	246	17%	319
Montana--District Court <sup>7</sup> .....	551		2,281							414
Nebraska--District Court <sup>7</sup> .....	1,125		3,632 <sup>j</sup>	3,563 <sup>j</sup>		98% <sup>j</sup>		(69) <sup>j</sup>		323 <sup>j</sup>
Ohio--Court of Common Pleas <sup>7</sup> .....	7,645	7,576	33,544	33,709	7,411	100%	22%	-165	-2%	439
Washington--Superior Court <sup>7</sup> .....	2,829		12,171							430
-----										
Puerto Rico--Superior Court <sup>8</sup> .....		8,056	9,242	9,897	7,401	107%	80%	-655	-8%	
Virginia--Circuit Court <sup>8</sup> .....	2,758		31,896	31,260		98%		(636)		849
-----										
North Carolina--Superior Court <sup>9</sup> .....	3,992	10,584	32,129	30,979	11,734	96%	37%	1,150	11%	805
<b>Not exclusive court jurisdiction:</b>										
Vermont--STATE TOTAL .....	350	991	2,915	2,788	1,118	95%	38%	127	12%	832
Superior Court <sup>6</sup> .....	--	20	23	35	8	152%	35%	-12	-60%	6
District Court <sup>6</sup> .....	--	971	2,892	2,753	1,110	95%	38%	139	14%	826
-----										
Texas--District Court and Criminal District Court <sup>7</sup> .....	9,291	48,627	77,461	75,231	50,857	97%	66%	2,230	5%	834
-----										
<b>INCOMPLETE STATE DATA</b>										
Connecticut--Superior Court <sup>7</sup> .....	2,269	3,042 <sup>†</sup>	5,043 <sup>†</sup>	5,084 <sup>†</sup>	2,892 <sup>†</sup>	100% <sup>†</sup>	57% <sup>†</sup>	-150 <sup>†</sup>	-4% <sup>†</sup>	222 <sup>†</sup>
Michigan--Circuit Court <sup>7</sup> .....	6,470	9,063 <sup>†j</sup>	28,325 <sup>†j</sup>	28,632 <sup>†j</sup>	8,756 <sup>†j</sup>	101% <sup>†j</sup>	31% <sup>†j</sup>	-307 <sup>†j</sup>	-3% <sup>†j</sup>	438 <sup>†j</sup>
Recorder's Court of Detroit <sup>7</sup> .....	--	2,764	11,151	10,970	2,945	98%	26%	181	7%	172

Note: All available data that are at least 90% complete are entered in the table. Blank spaces indicate that either the data were unavailable or less than 90% complete, or that the calculations were inappropriate.

- <sup>6</sup> The criminal case unit of count is the number of informations, indictments or complaints.
- <sup>7</sup> The criminal case unit of count is the number of defendants on the information, indictment or complaint.
- <sup>8</sup> The criminal case unit of count is the number of charges.
- <sup>9</sup> The criminal case unit of count is inconsistent statewide.

<sup>†</sup>Data are incomplete:  
 Connecticut--Superior Court--These data do not include Part B Felonies.

Michigan--Circuit Court--Data were unavailable for Arenac, Jackson and Mason Counties.

<sup>j</sup>Explanation of data included in the category:  
 Iowa--District Court--Pending data include some appeal and indictable misdemeanor cases. Filed and disposed figures include appeals.  
 Michigan--Circuit Court--Data include high misdemeanors that are punishable by more than one year in prison.  
 Nebraska--District Court--Figures include a few misdemeanor cases.

TABLE 32: Misdemeanor caseload for trial courts, 1979.

State adult population within unit of count groupings. Courts reporting misdemeanor caseload. Disposed and end pending as a percent of filed. Number and percent change in pending. Filed per 100,000 adult population.

Table with 12 columns: State and court title, State adult population in thousands, Begin pending, Filed, Disposed, End pending, As percent of filed (Disposed, End pending), Change in pending (Number, Percent), Filed (disposed) per 100,000 population. Includes sections for Complete State Data and Incomplete State Data.

Table with 12 columns: State and court title, State adult population in thousands, Begin pending, Filed, Disposed, End pending, As percent of filed (Disposed, End pending), Change in pending (Number, Percent), Filed (disposed) per 100,000 population. Includes sections for Incomplete State Data and Complete State Data.

(continued on next page)





TABLE 33:  
Combined felony and misdemeanor caseload, 1979. (continued)

Note: All available data that are at least 90% complete are entered in the table. Blank spaces indicate that either the data were unavailable or less than 90% complete, or the calculations were inappropriate.

- 6 The criminal case unit of count is the number of informations, indictments or complaints.
- 7 The criminal case unit of count is the number of defendants on the information, indictment or complaint.
- 8 The criminal case unit of count is the number of charges.
- 9 The criminal case unit of count is inconsistent statewide.
- 10 The criminal case unit of count is the number assigned at arraignment.
- 11 The criminal case unit of count is the number of warrants issued.
- 12 The criminal case unit of count is unknown.

i Incomplete state data:  
Alaska--Superior Court--Disposed and pending data do not include misdemeanors.  
California--Superior Court--One court reported data for only the first six months of the reporting period.  
Michigan--Circuit Court--Data were unavailable for the courts in Arenac, Jackson and Wayne Counties.  
New Hampshire--Superior Court--Disposition data were unavailable from the court in Strafford County.  
Utah--Circuit Court--Data were not reported by the court in American Fork.

j Explanation of data included in the category:  
Delaware--Superior Court--Disposed and pending data include some criminal appeal cases.  
Kansas--District Court--Disposed and pending data include some criminal appeal cases.  
Missouri--Circuit Court--Figures include municipal appeals.  
Massachusetts--District Court Department--Data include DWI cases.  
Pennsylvania--Court of Common Pleas--Data include criminal trial de novo for appeal.  
Texas--County Court at Law--Disposed and pending data include criminal appeals.  
Utah--Circuit Court--Data include preliminary hearings.  
--Juvenile Court--Filed figures are the number of referrals.

TABLE 34:  
Ordinance violation caseload for trial courts, 1979.

State population within unit of count groupings. Courts reporting ordinance violations caseload. Disposed and end pending as a percent of filed. Number and percent change in pending. Filed per 100,000 adult population.

State and court title	State adult population in thousands	Begin pending	Filed	Disposed	End pending	As percent of filed		Change in pending		Filed (disposed) per 100,000 population
						Disposed	End pending	Number	Percent	
<b>COMPLETE STATE DATA</b>										
<b>Exclusive court jurisdiction:</b>										
Illinois--Circuit Court <sup>6</sup> .....	7,996		74,816	67,872		91%		(6,944)		936
Iowa--District Court <sup>6</sup> .....	2,080	48,352	75,919	75,801	48,425	100%	64%	73	1%	3,650
Utah--City Court <sup>6</sup> .....	862		20,297 <sup>1</sup>							2,355 <sup>1</sup>
-----										
District of Columbia--Superior Court <sup>7</sup> .....	487	314	3,505	3,548	271	101%	8%	-43	-14%	720
Florida--County Court <sup>7</sup> .....	6,633		68,541	61,725		90%		(6,816)		1,033
Washington--Municipal Court <sup>7</sup> .....	2,829		49,238							1,740
-----										
Hawaii--District Court <sup>8</sup> .....	640	2,868	24,049	22,096	4,821	92%	20%	1,953	68%	3,758
<b>Not exclusive court jurisdiction:</b>										
California--STATE TOTAL .....	16,475		58,224	45,090		77%		(13,134)		353
Municipal Court <sup>7</sup> .....			53,401	41,187		77%		(12,214)		324
Justice Court <sup>7</sup> .....			4,823	3,903		81%		(920)		29
-----										
<b>INCOMPLETE STATE DATA</b>										
Louisiana--City Court, Parish Court, Municipal Court and Traffic Court of New Orleans <sup>6</sup> .....	2,723		93,058	73,283		79%		(19,775)		3,417
-----										
Michigan--District Court <sup>7</sup> .....	6,470	19,859 <sup>1</sup>	100,404 <sup>1</sup>	97,893 <sup>1</sup>	22,370 <sup>1</sup>	97% <sup>1</sup>	22% <sup>1</sup>	2,511 <sup>1</sup>	13% <sup>1</sup>	1,552 <sup>1</sup>
Common Pleas Court of Detroit <sup>7</sup> .....										75
Municipal Court <sup>7</sup> .....		581	4,832	4,743	670	98%	14%	89	15%	
Recorder's Court of Detroit <sup>7</sup> .....		125,056	68,543	44,073	149,526	64%	218%	24,470	20%	1,059
Pennsylvania--District Justice Court <sup>7</sup> .....	8,620		258,223	217,117		84%				2,996
Pittsburgh City Magistrates <sup>7</sup> .....				800						(9)
-----										
Nebraska--County Court <sup>6</sup> .....	1,125		8,263	8,235		100%		(28)		735
Municipal Court <sup>7</sup> .....										

Note: All available data that are at least 90% complete are entered in the table. Blank spaces indicate that either the data were unavailable or less than 90% complete, or that the calculations were inappropriate.

- 6 The criminal case unit of count is the number of informations, indictments or complaints.
- 7 The criminal case unit of count is the number of defendants on the information, indictment or complaint.
- 8 The criminal case unit of count is the number of charges.
- 9 The criminal case unit of count is inconsistent statewide.
- 10 The criminal case unit of count is the number assigned at arraignment.
- 12 The criminal case unit of count is unknown.

<sup>1</sup>Data are incomplete:  
Michigan--District Court--Data were unavailable from the courts in Barry, Ecoise, Kentwood, Livonia and Newaygo.  
Utah--Circuit Court--Data were unavailable from the court located in American Fork.

**TABLE 35:**  
**Preliminary hearing caseload for trial courts, 1979.**  
*State adult population within unit of count groupings. Courts reporting felony preliminary caseload. Disposed and end pending as a percent of filed. Number and percent change in pending. Filed per 100,000 adult population.*

State and court title	State adult population in thousands	Begin pending	Filed	Disposed	End pending	As percent of filed		Change in pending		Filed (disposed) per 100,000 population
						Disposed	End pending	Number	Percent	
<b>COMPLETE STATE DATA</b>										
<b>Exclusive court jurisdiction:</b>										
Iowa--District Court <sup>6</sup> .....	2,080	3,834	22,617	23,609	2,603	104%	12%	-1,231	-32%	1,087
Maine--District Court <sup>6</sup> .....	779		2,745	2,713		99%		(32)		352
Missouri--Circuit Court <sup>6</sup> .....	3,524		27,618	22,064		80%		(5,554)		784
New Mexico--Magistrate Court <sup>6</sup> .....	836		8,843							1,058
Rhode Island--District Court <sup>6</sup> .....	683		7,297	7,170		98%		(127)		1,068
South Carolina--Magistrate Court <sup>6</sup> .....	2,026	1,102	16,205	15,947	1,360	98%	8%	258	23%	800
-----										
Arizona--Justices of the Peace <sup>7</sup> .....	1,697	2,949	14,884	13,999	3,834	94%	26%	885	30%	877
Colorado--County Court <sup>7</sup> .....	1,972	0	2,439	2,439	0	100%		0		124
District of Columbia--Superior Court <sup>7</sup> .....	487	264	7,010	7,080	194	101%	3%	-70	-27%	1,439
Idaho--Magistrate's Division <sup>7</sup> .....	612	2,033	5,699	5,533	2,199	97%	39%	166	8%	931
Kentucky--District Court <sup>7</sup> .....	2,485		23,496	21,149		90%		(2,347)		946
-----										
Hawaii--District Court <sup>8</sup> .....	640		932							(146)
-----										
North Dakota--STATE TOTAL.....	462		1,385	1,253		90%		(132)		300
County Court with increased Jurisdiction <sup>10</sup> .....	--		1,174	1,053		90%		(121)		254
County Justice Court <sup>10</sup> .....	--		211	200		95%		(11)		46
-----										
West Virginia--Magistrate Court <sup>11</sup> .....	1,339	4,085	11,196	9,871	5,410	88%	48%	1,325	32%	836
<b>Not exclusive court jurisdiction:</b>										
Alaska--STATE TOTAL.....	261		1,674	1,373		82%		(301)		641
District Court <sup>6</sup> .....	--	654	1,524	1,270	690	83%	45%	36	6%	584
Magistrate's Court <sup>6</sup> .....	--		150	103		69%		(47)		57
-----										
California--STATE TOTAL.....	16,475		106,061	91,673		86%		(14,388)		644
Justice Court <sup>7</sup> .....	--		8,188	6,957		85%		(1,231)		50
Municipal Court <sup>7</sup> .....	--		97,873	84,716		87%		(13,157)		594
Ohio--STATE TOTAL.....	7,645	4,611	48,004	46,648	5,967	97%	12%	1,356	29%	620
County Court <sup>7</sup> .....	--	338	3,878	3,927	289	101%	8%	-49	-14%	51
Municipal Court <sup>7</sup> .....	--	4,273	44,126	42,721	5,678	97%	13%	1,405	33%	577
-----										
Pennsylvania--STATE TOTAL.....	8,620			108,259						(1,361)
Philadelphia Municipal Court <sup>7</sup> .....	--	1,047	12,895	11,790	1,655	91%	13%	608	58%	150
District Justice Court <sup>7</sup> .....	--		96,822	88,869		92%		(7,953)		1,123
Pittsburgh City Magistrates <sup>7</sup> .....	--			7,600						88
Washington--District Court <sup>7</sup> and Justice of the Peace Court <sup>7</sup> .....	2,829		9,876							349
-----										
Puerto Rico--STATE TOTAL.....	--	10,023	16,088	16,573	9,538	103%	59%	-485	-5%	
Superior Court <sup>6</sup> .....	--	146	720	722	144	100%	20%	-2	-1%	
District Court <sup>6</sup> .....	--	9,877	15,368	15,851	9,394	103%	61%	-483	-5%	
-----										
New Hampshire--STATE TOTAL.....	634		3,649							576
District Court <sup>9</sup> .....	--		3,547							560
Municipal Court <sup>9</sup> .....	--		102							16
<b>INCOMPLETE STATE DATA</b>										
Oregon--District Court <sup>10</sup> .....	1,828	1,546	10,405	9,945	2,006	96%	19%	460	30%	569
Justice Court <sup>10</sup> .....	--									
-----										
Nebraska--County Court <sup>6</sup> .....	1,125		4,026	5,933		147%		(-1,907)		358
Municipal Court <sup>7</sup> .....	--									

Note: All available data that are at least 90% complete are included in the table. Blank spaces indicate that either the data were unavailable or less than 90% complete, or the calculations were inappropriate.

- <sup>6</sup> The criminal case unit of count is the number of informations, indictments, or complaints.
- <sup>7</sup> The criminal case unit of count is the number of defendants on the information, indictment, or complaint.
- <sup>8</sup> The criminal case unit of count is the number of charges.
- <sup>9</sup> The criminal case unit of count is not consistent statewide.
- <sup>10</sup> The criminal case unit of count is the case number assigned to the information, indictment, or complaint at arraignment.
- <sup>11</sup> The criminal case unit of count is the number of warrants issued.

**TABLE 36:**  
Criminal appeals caseload for trial courts, 1979.

State adult population within unit of court groupings. Courts reporting criminal appeals caseload. Disposed and end pending as a percent of filed. Number and percent change in pending. Filed per 100,000 adult population.

State and court title	State adult population in thousands	Begin pending	Filed	Disposed	End pending	As percent of filed		Change in pending		Filed (disposed) per 100,000 population
						Disposed	End pending	Number	Percent	
<b>COMPLETE STATE DATA</b>										
<b>Exclusive court jurisdiction:</b>										
Alaska--Superior Court <sup>6</sup> .....	261		155							59
Arkansas--Circuit Court <sup>6</sup> .....	1,542	2,951 <sup>j</sup>	5,005 <sup>j</sup>	5,186 <sup>j</sup>	2,780 <sup>j</sup>	104% <sup>j</sup>	56% <sup>j</sup>	-181 <sup>j</sup>	-6% <sup>j</sup>	325 <sup>j</sup>
Kansas--District Court <sup>6</sup> .....	1,724		842							49
Maryland--Circuit Court <sup>6</sup> .....	3,000		4,112	4,631		113%		(-519)		137
New Jersey--Superior Court <sup>6</sup> .....	5,332	654	2,784	2,699	739	97%	27%	85	13%	52
Oklahoma--District Court <sup>6</sup> .....	2,028	1,165	429	357	1,237	83%	288%	72	6%	21
Rhode Island--Superior Court <sup>6</sup> .....	683		1,067							156
Utah--District Court <sup>6</sup> .....	862		293	270		92%		(23)		34
-----										
Arizona--Superior Court <sup>7</sup> .....	1,697	451	1,852	1,829	474	99%	26%	23	5%	109
California--Superior Court <sup>7</sup> .....	16,475		2,349 <sup>i</sup>	2,170 <sup>i</sup>		92% <sup>i</sup>		(179) <sup>i</sup>		14 <sup>i</sup>
Delaware--Superior Court <sup>7</sup> .....	417		221							53
Florida--Circuit Court <sup>7</sup> .....	6,633		827	664		80%		(163)		12
Idaho--District Court <sup>7</sup> .....	612	59	91	52	98	57%	108%	39	66%	15
Kentucky--Circuit Court <sup>7</sup> .....	2,485		388	328		85%		(60)		16
Michigan--Circuit Court <sup>7</sup> .....	6,470	557 <sup>i</sup>	568 <sup>i</sup>	508 <sup>i</sup>	617 <sup>i</sup>	89% <sup>i</sup>	109% <sup>i</sup>	60 <sup>i</sup>	11% <sup>i</sup>	9 <sup>i</sup>
Nebraska--District Court <sup>7</sup> .....	1,125		1,237 <sup>j</sup>	1,147 <sup>j</sup>		93% <sup>j</sup>		(90) <sup>j</sup>		110 <sup>j</sup>
Pennsylvania--Court of Common Pleas <sup>7</sup> .....	8,620	2,807 <sup>j</sup>	12,566 <sup>j</sup>	12,474 <sup>j</sup>	2,873 <sup>j</sup>	99% <sup>j</sup>	23% <sup>j</sup>	66 <sup>j</sup>	2% <sup>j</sup>	146 <sup>j</sup>
Washington--Superior Court <sup>7</sup> .....	2,829		3,053							108
-----										
New Hampshire--Superior Court <sup>9</sup> .....	634		2,706	3,642 <sup>i</sup>						427
North Carolina--Superior Court <sup>9</sup> .....	3,992	7,310	24,462	23,608	8,164	97%	33%	854	12%	613
<b>Not exclusive court jurisdiction:</b>										
Texas--County Court at Law and Constitutional County Court <sup>7</sup> .....	9,291		81,357							876
<b>INCOMPLETE STATE DATA</b>										
Massachusetts--District Court <sup>6</sup> .....	4,253		20,715							487
Superior Court <sup>6</sup> .....	--	827	850	718	959	84%	113%	132	16%	20
Boston Municipal Court <sup>12</sup> .....	--									
North Dakota--District Court <sup>6</sup> .....	462		47	49		104%		(-2)		10
County Court with Increased Jurisdiction <sup>6</sup> .....	--									
-----										
Colorado--District Court and Denver Superior Court <sup>7</sup> .....	1,972		540	354		66%		(186)		27
County Court <sup>7</sup> .....	--									

Note: All available data that are at least 90% complete are in the Table. Blank spaces indicate that either the data were unavailable or less than 90% complete, or that the calculations were inappropriate.

- <sup>6</sup> The criminal case unit of count is the number of informations, indictments, or complaints.
- <sup>7</sup> The criminal case unit of count is the number of defendants on the information, indictment or complaint.
- <sup>8</sup> The criminal case unit of count is the number of charges.
- <sup>9</sup> The criminal case unit of count is inconsistent statewide.
- <sup>12</sup> The criminal case unit of count is unknown.

<sup>i</sup> Data are incomplete:  
California--Superior Court--One court reported data for only the first six months of the reporting period.  
New Hampshire--Superior Court--Disposition data were missing from Strafford County.

<sup>j</sup> Explanation of data included in the category:  
Arkansas--Circuit Court--Figures include some original misdemeanor cases.  
Nebraska--District Court--Figures include civil appeals.  
Pennsylvania--Court of Common Pleas--Data include non-criminal appeals.

**TABLE 37: Criminal disposition types for trial courts, 1979.**

Variations in court organization and subject matter jurisdiction:

These tables display data for the general jurisdiction and limited jurisdiction courts that report manner-of-disposition data. In Table 37 the states are grouped according to the unit used in counting criminal cases.

Sources of data are found in the individual court profiles in Part II and in Appendix B.

Variations in definitions:

Table 37 indicates the various units used in counting cases from state to state. Only a few states report sufficiently complete data to make between-state comparisons of the proportion of total caseload disposed by each manner of disposition.

Appropriate analyses:

Number and percent of total dispositions for each manner of disposition. Dividing the number of cases for each manner of disposition by the total number of similar cases results in the

proportions of cases disposed by each manner of disposition. These figures can be compared between courts that count cases in the same way (i.e., the same unit of count).

Limitations on use:

The distribution of the proportions of cases by different manners of disposition is affected by the method used for counting cases in the court. Dismissals will make up a higher percentage of dispositions in those courts that use a paper-based or charge-based count. Before making comparisons between states and courts, be sure that they both use the same unit of count.

The distribution is also affected by the order with which procedures are carried out by the court and the prosecutor. The proportion of dismissals will be lower in courts that screen cases before filing them than in courts that screen cases after they are filed.

In addition, care should be taken to ensure that a dismissal in one state means the same as a dismissal in another state. For example, some states may distinguish between dismissals by prosecutors and by judges, while others may treat them as the same.





Ohio--STATE TOTAL.....	311,118 <sup>1</sup>	19,708 <sup>1</sup>	156,208 <sup>1</sup>	50%						11,365 <sup>1</sup>	4%	40,905 <sup>1</sup>	13%
Court of Common Pleas.....	33,709	3,940	20,251	60%						3,872	11%	566	2%
County Court.....	22,775 <sup>1</sup>	2,081 <sup>1</sup>	9,003 <sup>1</sup>	39%						1,302 <sup>1</sup>	6%	3,852 <sup>1</sup>	17%
Municipal Court.....	254,634 <sup>1</sup>	13,687 <sup>1</sup>	126,954 <sup>1</sup>	50%						6,191 <sup>1</sup>	2%	36,487 <sup>1</sup>	14%
Pennsylvania--STATE TOTAL.....	495,046 <sup>1</sup>	60,081 <sup>1</sup>	235,726 <sup>1</sup>	48%						64,830 <sup>1</sup>	13%		
Court of Common Pleas.....	53,751 <sup>1</sup>	7,373 <sup>1</sup>	24,006 <sup>1</sup>	45%						7,373 <sup>1</sup>	14%	359 <sup>1</sup>	1%
Philadelphia Municipal Court.....	28,568 <sup>1</sup>	2,838 <sup>1</sup>	3,005 <sup>1</sup>	10%						13,962 <sup>1</sup>	49%		
District Justice Court.....	412,727	49,870	208,715	51%	27,941	7%	56%	236,656	57%	21,929	5%	43,495	10%
Texas--STATE TOTAL.....	886,999	134,630	651,755	73%	118,854	13%	88%	526,662	59%	13,610	2%	229,803	25%
District Court and Criminal													
District Court.....	91,238	4,071	49,189	54%	3,226	3%	79%	52,415	57%	579	1%	30,399	33%
County Court at Law and Constitutional													
County Court.....	210,101	3,330	77,379	37%	1,841	1%	55%	79,220	38%	1,489	1%	96,584	46%
Municipal Court.....	312,608 <sup>1</sup>	78,322 <sup>1</sup>	117,950 <sup>1</sup>	38%	70,583 <sup>1</sup>	23%	90%	188,533 <sup>1</sup>	60%	7,839 <sup>1</sup>	2%	40,052 <sup>1</sup>	13%
Justice of the Peace Court.....	273,052 <sup>1</sup>	48,907 <sup>1</sup>	163,290 <sup>1</sup>	60%	43,204 <sup>1</sup>	16%	88%	206,494 <sup>1</sup>	76%	3,703 <sup>1</sup>	1%	58,768 <sup>1</sup>	21%
Virginia--Circuit Court.....	53,836	15,750	22,870	42%						8,142	15%	2,295	4%
<b>Number of charges</b>													
Puerto Rico--STATE TOTAL.....	76,111 <sup>1</sup>	12,345	20,986	28%	4,916	26%	66%	23,665	31%	9,975	13%	27,778	36%
Superior Court.....	18,939	4,923	6,584	35%	2,565	14%	92%	6,913	36%	2,358	12%	6,913	36%
District Court.....	57,172 <sup>1</sup>	7,422 <sup>1</sup>	14,401	25%	2,351	4%	32%	16,752	29%	7,617	13%	20,865	36%
<b>No consistent definition</b>													
North Carolina--Superior Court.....	30,979 <sup>1</sup>		16,993 <sup>1</sup>	55%						10,491 <sup>1</sup>	34%		
District Court.....	347,174	38,687	126,197	36%						70,981	20%		

Note: All available data are entered in the table and all appropriate calculations are included. Blank spaces indicate that either the data were unavailable or the calculations were inappropriate.

<sup>b</sup>Particular court or reporting system information:

The numbers of dispositions reported for Georgia courts in this table are different from those reported in the rest of this report. Georgia defines a case differently when counting types of dispositions than it does when counting filings or total dispositions. The total disposition figures used here are the sums of the numbers of cases given under each type of disposition.

<sup>c</sup>Case definition or unit of count:

Hawaii--District Court--The unit of count is the number of charges.

<sup>d</sup>Data are not complete:

Alaska--Superior Court--Data are given for felony cases only.

California--Superior Court--One court reported data for only the first six months of the reporting period.

Connecticut--Superior Court--Data are given for felony and misdemeanor cases only.

District of Columbia--Data include felony, misdemeanor, and ordinance violation cases only.

Florida--Circuit Court--Data are given for felony cases only.

Georgia--Superior Court--Data are given for cases filed after June 30, 1970 only.

Hawaii--District Court--Data do not include preliminary hearing cases.

Illinois--Circuit Court--Data are given for felony cases only.

Michigan--Circuit Court--Data were unavailable from three counties.

District Court--Data were unavailable from five locations.

North Carolina--Superior Court--Data are given for felony cases only.

Ohio--County Court and Municipal Court--Data given do not include preliminary hearing cases.

Pennsylvania--Court of Common Pleas--Data include felony/misdemeanor cases only.

Philadelphia Municipal Court--Data are given for misdemeanor "criminal" cases only.

Puerto Rico--District Court--All data include misdemeanor and felony cases only. The total trials figure was estimated by adding the trial convictions and trial acquittals. Grand total does not include ordinance violations.

Texas--Municipal Court and Justice of the Peace Court--Data contained in this table are based on an incomplete number of monthly reports received. The reporting rates for the various courts were: Municipal Court--eighty-nine percent; Justice of the Peace Court--seventy-nine percent.

District Court and Criminal District Court--Data include felony/misdemeanor cases only.

Utah--District Court--Data include felony/misdemeanor cases only.

Vermont--Superior Court--Data include felony, misdemeanor, sentence review only, and appeal cases only.

<sup>e</sup>Explanation of data included in the category:

Arizona--Nolle prosequi data include some dismissals.

Florida--Some dismissals are included with acquittals.

Georgia--Dismissal data are included with the nolle prosequi data.

Illinois--The dismissal figure includes cases reduced to misdemeanor. The total dispositions figure does not include defendants who were convicted of misdemeanors.

Montana--The dismissal figure included nolle prosequi.

New York--The total trials data are based on a defendant count, not the trial count reported in the state profile. This reporting makes the trial data comparable with the other data presented in this table.

South Carolina--The total trials figure was estimated by adding the trial convictions and trial acquittals.

Tennessee--The number of dispositions and the number of trials are estimated from the criminal disposition breakdown data.

TABLE 38: Criminal jury and non-jury trial dispositions by case type, 1979.

Variations in court organization and subject matter jurisdiction:

Subject matter jurisdictions are visually quite apparent in Tables 27 and 38, where the "+" symbols under the heading "Case type" indicate what case types were reported for each piece of trial data. These breakdowns were made to facilitate comparative analysis among courts and case types. Both general jurisdiction and limited jurisdiction courts are included.

Sources of data:

These are found in the individual court profiles in Part II and in Appendix B.

Variations in case classifications and definitions:

Both the case categories and the data classified in each case category vary from state to state. The categories "law" and "equity" have been added to the CSIM case types on Table 27 in order to accommodate those states that have reported trial data for cases they classify as "law" and "equity." Overlap exists between these categories and the CSIM case types, which focus on subject-matter rather than on the remedy sought.

Variations in counting both cases and trials:

Each of these tables has numerical superscripts by each court name, indicating how that court counts cases. Caseload cannot be compared among courts that do not count cases in the same way.

The definitions used by each court to count trials are indicated in the third column in Tables 27 and 38, the second column in Table 42. Comparisons can be made between courts that count trials in the same way.

Appropriate analyses:

Trials as a percent of dispositions. Dividing the number of trials conducted by the total number of cases disposed of for the appropriate case type results in the trial rate for that case type for the court.

Jury trials as a percent of dispositions. Dividing the number of jury trials conducted by the total number of cases disposed of for the appropriate case type results in the jury trial rate for that case type for the court.

Jury trials as a percent of trials. Dividing the number of jury trials by the total number of trials conducted for that case type results in the proportion of trials that are trials by jury for that case type for the court.

Limitations on use:

Comparisons on these tables must be restricted to the court level, and must be controlled for case type, unit of count, and trial definitions. State totals have not been computed in order to avoid any temptation to compare "apples and oranges."

Care should also be taken to compare only those courts that share similar rules regarding the availability of jury trials. For example, some states make it more difficult for a criminal defendant to waive a jury trial than other states. Similarly, in some states both parties to civil litigation must agree to a jury trial, while in other states one of the parties can demand a jury trial.

TABLE 38: Criminal jury and non-jury trial dispositions by case type, 1979. State and court. Criminal case types. Jury trial definition. Dispositions per case type, number of trials, trials as a percent of dispositions, number of jury trials, jury trials as a percent of dispositions and of trials.

State, Court Title and Unit of Court	Case Type							Number of dispositions per case type	Number of trials	Trials as a percent of dispositions	Number of jury trials	Jury trials as a percent of dispositions	Jury trials as a percent of trials
	Felony	Misdemeanors	Preliminary hearing	Ord violation	Appeal	Extraordinary writ	Other						
Alaska: Superior Court.....	+	-	-	-	-	-	-	751	127	17%	114	15%	90%
District Court.....	-	+	-	-	-	-	-	18,827 <sup>j</sup>	909 <sup>j</sup>	5%	529 <sup>j</sup>	3%	58%
Indiana: County Court.....	-	+	-	-	-	-	-	36,908 <sup>i</sup>	4,146 <sup>i</sup>	11%	141 <sup>i</sup>	<1%	3%
Municipal Court of Marion County...	-	+	-	-	-	-	-	34,577	7,001	20%	69	<1%	1%
Iowa: District Court.....	+	-	-	-	+	-	-	15,098	1,762	12%	611	4%	35%
	-	+	-	-	-	-	-	83,952	4,719	6%	332	<1%	7%
	-	-	-	+	-	-	-	75,801	4,239	6%	45	<1%	1%
Kansas: District Court.....	+	-	-	-	-	-	-	10,255	599	6%	463	4%	77%
	-	+	-	-	+	-	-	16,669	645	4%	81	<1%	13%
Maine: Superior Court.....	+	+	-	+	-	-	+	5,174 <sup>j</sup>	663 <sup>j</sup>	13%	445 <sup>j</sup>	9%	67%
Maryland: Circuit Court.....	+	+	-	-	+	-	+	36,643 <sup>j</sup>	11,882 <sup>j</sup>	32%	1,581 <sup>j</sup>	4%	13%
New Jersey: Superior Court.....	+	-	-	-	-	-	-	24,256	2,812	12%	2,318	10%	82%
County District Court.....	-	-	-	-	-	-	+	4,265	473	11%	--	--	--
Municipal Court.....	-	+	-	+	-	-	+	317,517	2,656	1%	--	--	--
North Dakota: District Court.....	+	+	-	-	+	+	+	1,004	179	18%	52	5%	29%
Oklahoma: District Court.....	+	-	-	-	-	-	-	20,510	1,966	10%			
	-	+	-	-	-	-	-	36,077	4,121	11%			
	-	-	-	-	+	-	-	357	183	51%			
Oregon: Circuit Court.....	+	-	-	-	-	-	-	15,503	1,905	12%	1,134	7%	59%
Municipal Court.....	-	-	-	+	-	-	-	22,334 <sup>i</sup>	3,547 <sup>i</sup>	16%			
South Carolina: Magistrate Court.....	-	+	+	-	-	-	-	530,658 <sup>j</sup>	104,730 <sup>j</sup>	20%	2,267 <sup>j</sup>	<1%	2%
South Dakota: Circuit Court.....	+	-	-	-	-	-	-	2,682 <sup>i</sup>	160 <sup>i</sup>	6%	103 <sup>i</sup>	4%	64%
	-	+	-	-	-	-	-	10,894 <sup>i</sup>	669 <sup>i</sup>	6%	141 <sup>i</sup>	1%	21%
Utah: District Court.....	+	+	-	-	-	-	-	2,225	425	19%	279	12%	66%
Circuit Court.....	-	+	+	+	-	-	+	25,197	3,875	15%	350	1%	9%
Vermont: Superior Court.....	+	+	-	-	-	-	-	40	5	12%	1	2%	20%
District Court.....	+	+	-	-	-	-	+	18,088	219	1%	167	1%	76%
Wisconsin: District Court.....	+	-	-	-	-	-	-	12,352	1,122	9%	522	4%	46%
Circuit Court.....	-	+	-	-	-	-	-	23,878	920	4%	276	12%	30%
	-	-	-	-	-	-	+	20,084	2,337	1%	125	12%	5%
Wyoming: District Court.....	+	-	-	-	-	-	-	1,573	324	21%	71	5%	22%
<b>Number of Defendants</b>													
Alabama: Circuit Court.....	+	-	-	-	+	-	-	24,552	7,282	30%	1,567	6%	22%
Arizona: Superior Court.....	+	-	-	-	-	-	-	10,557	710	7%	635	6%	89%
	-	+	-	-	-	-	-	233	11	5%	8	3%	73%
	-	-	-	-	+	-	-	1,829	295	16%	18	1%	6%
	-	-	-	-	-	-	+	92	1	1%	0	0%	0%
	-	+	-	-	-	-	-	56,096	7,172	13%	86	<1%	1%
California: Superior Court.....	+	+	-	-	-	-	-	49,217	6,793	14%	4,472	9%	66%
	-	-	-	-	+	-	-	2,170	1,593	73%			
	-	+	-	-	-	-	-	46,072	3,561	8%	447	1%	12%
	-	-	+	-	-	-	-	6,597 <sup>j</sup>	3,502 <sup>j</sup>	53%	23 <sup>j</sup>	<1%	1%
	-	-	-	+	-	-	-	3,903	123	3%	1	<1%	1%
	-	-	-	+	-	-	-	494,489	11,951	2%	4,467	1%	37%
	-	+	-	-	-	-	-	41,187	879	2%	11	<1%	1%
	-	-	+	-	-	-	-	84,716 <sup>j</sup>	44,535 <sup>j</sup>	53%	119 <sup>j</sup>	<1%	7%



TABLE 39: Traffic filed and disposed in general jurisdiction, limited jurisdiction, and all trial courts, 1979.

Variations in court organization, subject matter jurisdiction, and case classification:

This table breaks the gross totals of Table 15 into the broad case traffic classification. Because of the variations in court organization, subject matter jurisdiction, and case classification, comparisons of general jurisdiction and limited jurisdiction courts from state to state are seldom appropriate.

Lack of complete data (less than 90% complete from an individual court) is responsible for the large number of blanks in the "All trial courts" columns on this table, as well as for states missing from the table. In order for a state to be included in this table, it had to have complete filing or disposition data from all its trial courts.

Courts that do not break their caseload down into specific case types do generally separate caseload into civil, criminal, and juvenile cases. (Traffic may be reported separately or it may be lumped into criminal caseload.)

Sources of data are found on the individual court profiles in Part II and in Appendix B.

Variations in counting cases do have an impact on total caseloads. If states are not counting cases at the same beginning and ending point, total caseload is not comparable.

Appropriate analyses:

Disposed as a percent of filed. This measure represents the percent of the number of filed cases that the court was able to dispose. The percent is computed by dividing the number of cases filed by the number disposed and then multiplying by one hundred. A percent over one hundred indicates that the court disposed more cases than were filed, thus reducing pending caseload. A percent significantly less than one hundred indicates that the court is not keeping up with the volume of cases being filed.

Limitations on use:

Although data have been broken down into general and limited jurisdiction courts, this has been done to provide a flavor for the different workloads of the different levels of trial courts. Interstate comparisons should be restricted to all trial courts' figures.

Also, comparisons should not be made between states that handle traffic, and in particular, parking cases differently. Courts that include parking cases in their reported data, indicated by a footnote "s" should not be compared to those that do not, indicated by a footnote "r." In addition, states with neither an "s" or "r" footnote should not be compared with any other state or themselves. For these states, we simply do not know if they do, or do not include parking cases.

TABLE 39: Traffic filed and disposed in general jurisdiction, limited jurisdiction, and all trial courts, 1979. State population. Disposed as a percent of filed.

State	General jurisdiction courts			Limited jurisdiction courts			All trial courts		
	Filed	Disposed	Disposed as a percent of filed	Filed	Disposed	Disposed as a percent of filed	Filed	Disposed	Disposed as a percent of filed
Alabama	NH	NH	--	191,421 <sup>r</sup>	185,403 <sup>r</sup>	97% <sup>r</sup>	191,421 <sup>r</sup>	185,403 <sup>r</sup>	97% <sup>r</sup>
Alaska	NH	NH	--	92,070			92,070		
Arizona	NH	NH	--	808,783	816,983	101%	808,783	816,983	101%
California	NH	NH	--	15,781,234 <sup>s</sup>	13,038,773 <sup>s</sup>	83% <sup>s</sup>	15,781,234 <sup>s</sup>	13,038,773 <sup>s</sup>	83% <sup>s</sup>
Connecticut	322,705 <sup>r</sup>	328,459 <sup>r</sup>	102% <sup>r</sup>	--	--	--	322,705 <sup>r</sup>	328,459 <sup>r</sup>	102% <sup>r</sup>
District of Columbia	21,243 <sup>j</sup>	25,853 <sup>j</sup>	122% <sup>j</sup>	--	--	--	21,243 <sup>j</sup>	25,853 <sup>j</sup>	122% <sup>j</sup>
Florida	NH	NH	--	1,983,283 <sup>r</sup>	1,829,334 <sup>r</sup>	92% <sup>r</sup>	1,983,283 <sup>r</sup>	1,829,334 <sup>r</sup>	92% <sup>r</sup>
Guam	39,924	32,386	81%	--	--	--	39,924	32,386	81%
Hawaii	136 <sup>r</sup>	86 <sup>r</sup>	63% <sup>r</sup>	746,439 <sup>s</sup>	735,520 <sup>s</sup>	99% <sup>s</sup>	746,575 <sup>s</sup>	735,606 <sup>s</sup>	99% <sup>s</sup>
Idaho	221,279 <sup>r</sup>	219,774 <sup>r</sup>	99% <sup>r</sup>	--	--	--	221,279 <sup>r</sup>	219,774 <sup>r</sup>	99% <sup>r</sup>
Illinois	6,762,091 <sup>s</sup>	3,832,022 <sup>s</sup>	57% <sup>s</sup>	--	--	--	6,762,091 <sup>s</sup>	3,832,022 <sup>s</sup>	57% <sup>s</sup>
Indiana	96,896 <sup>r</sup>	95,547 <sup>r</sup>	99% <sup>r</sup>	279,038 <sup>r</sup>	259,184 <sup>r</sup>	93% <sup>r</sup>	375,934 <sup>r</sup>	354,731 <sup>r</sup>	94% <sup>r</sup>
Iowa	147,028 <sup>r</sup>	144,988 <sup>r</sup>	99% <sup>r</sup>	--	--	--	147,028 <sup>r</sup>	144,988 <sup>r</sup>	99% <sup>r</sup>
Kentucky	NH	NH	--	251,740	220,226	87%	251,740	220,226	87%
Louisiana	NH	NH	--	408,850 <sup>r</sup>	329,660 <sup>r</sup>	81% <sup>r</sup>	408,850 <sup>r</sup>	329,660 <sup>r</sup>	81% <sup>r</sup>
Maine	2,892 <sup>r</sup>	2,428 <sup>r</sup>	84%	157,353 <sup>r</sup>	154,896 <sup>r</sup>	98% <sup>r</sup>	160,245 <sup>r</sup>	157,324 <sup>r</sup>	98% <sup>r</sup>
Maryland	NH	NH	--	628,408	628,408		628,408	628,408	
Massachusetts	3,307,610			--	--	--	3,307,610 <sup>s</sup>		
Missouri	302,868 <sup>s</sup>	284,771	94%	--	--	--	302,868	284,771	94%
Nebraska	NH	NH	--	207,546 <sup>r</sup>	204,893 <sup>r</sup>	99% <sup>r</sup>	207,546 <sup>r</sup>	204,893 <sup>r</sup>	99% <sup>r</sup>
New Hampshire	NH	NH	--	171,982 <sup>r</sup>			171,982 <sup>r</sup>		
New Jersey	NH	NH	--	3,934,709 <sup>s</sup>	3,165,342 <sup>s</sup>	80%	3,934,709 <sup>s</sup>	3,165,342 <sup>s</sup>	80% <sup>s</sup>
New Mexico	NH	NH	--	74,802			74,802		
North Carolina	NH	NH	--	796,227	787,465	99%	796,227	787,465	99%
North Dakota	NH	500 <sup>r</sup>			126,458 <sup>r</sup>			126,458 <sup>r</sup>	
Oklahoma	227,007 <sup>r</sup>	219,558 <sup>r</sup>	97% <sup>r</sup>	NH	NH	--	227,007 <sup>r</sup>	219,558 <sup>r</sup>	97% <sup>r</sup>
Pennsylvania	NH	NH	--	53,402	1,873,972	101%	53,402	1,873,972	101%
Puerto Rico	NH	NH	--	447,736	53,740		447,736	53,740	
South Carolina	NH	NH	--			--	123,194 <sup>j</sup>	117,447 <sup>j</sup>	95% <sup>j</sup>
South Dakota	123,194 <sup>j</sup>	117,447 <sup>j</sup>	95% <sup>j</sup>			--	80,821	81,032	100%
Vermont	80,821	81,032	100%	NH	NH	--	918,037	886,348	97%
Virginia	NH	NH	--	918,037	886,348	97%	918,037	886,348	97%

Note: State totals were included in this table only when all courts with traffic jurisdiction within that state reported either complete filings and/or dispositions. Blank spaces indicate that the data were unavailable or incomplete, or the calculations were inappropriate.

NH = This case type is not handled in this court.

-- = Not applicable.

JExplanation of data included in the category:  
 South Dakota--All courts--Data for DWI/DUI and other traffic are included in the class 1 misdemeanor data in the state profile.  
 District of Columbia--All courts--Data include new filings and reinstated cases.

<sup>r</sup>Data reported are known to not include parking cases.

<sup>s</sup>Data reported are known to include parking cases.

TABLE 40: DWI/DUI caseload for trial courts, 1979.

Variations in court jurisdiction and subject matter jurisdiction.

Caseload in these tables is from both general jurisdiction and limited jurisdiction courts. DWIs may be handled in different courts from state to state. The court organization charts in Part II should be consulted for a brief summary of the jurisdiction of each court.

Sources of data:

These are found in the individual court profiles in Part II and in Appendix B.

Variations in case classification and definitions:

Both the case categories and the data classification within case categories vary from state to state. Because such problems exist for these and all other case categories, the case types used in this report are those chosen for inclusion in the State Court Model Annual Report and State Court Model Statistical Dictionary.

Only states reporting data that could be displayed in the specific case type are included in the tables, and then only if the data are at least 90% complete. Many courts do not break down data beyond the broad civil, criminal, traffic, and juvenile categories.

Parking violations, which many states report in their traffic caseload, are not included in this table.

In addition, some states include DWI/DUI in their criminal categories. Beginning with our 1981 Annual Report, we will also be including DWI/DUI in our criminal category.

Appropriate analyses:

Disposed cases as percent of filed. This measure represents the percent of the number of filed cases of which the court was able to dispose. The percent is computed by dividing the number of cases filed by the number disposed of and then multiplying by one hundred. A percent over one hundred indicates that the court disposed of more cases than were filed, thus reducing pending caseload. A percent significantly less than one hundred indicates that the court is not keeping up with the volume of cases being filed. This measure was not computed if the number of cases filed was less than ten or if the quantity of missing data (indicated by an "i" footnote) made it inappropriate.

End pending cases as percent of filed. This figure gives the percent of the number of filed cases that were pending at the end of the year. This measure is computed by dividing the number of cases pending at the end of the year by the number of cases filed and then multiplying by one hundred. A value of one hundred percent indicates that the number of cases pending at the end of the year was equal to the number of cases filed during the year. Assuming that the number of dispositions is a close estimate of the number of filings, this could be interpreted to mean that if the court received no new filings the following year, it would take that whole year to eliminate its backlog. A value higher than one hundred percent indicates a pending caseload larger than cases filed, while a value lower than one hundred percent indicates a pending caseload smaller than

the number of cases filed. We expect this number to be low for case types such as traffic that have relatively quick disposition times. This percent was not computed if the number of cases filed was less than ten or if the quantity of missing data (indicated by an "i" footnote on the profiles in Part II) made it inappropriate.

Number change in pending cases. This number gives the net increase or decrease in pending caseload for the court year by subtracting the number of cases pending at the beginning of the year from the number of cases pending at the end of the year. An alternative to this calculation, subtracting the number disposed from the number filed, was used when pending data were unavailable or incomplete. When this alternate formula was used, the resulting number was enclosed in parentheses. A positive number indicates that the pending caseload increased during the year while a negative number indicates that the pending caseload was reduced in size. Thus, a large negative change in pending indicates that the court is keeping the caseload current, while a large positive change in pending would indicate that the court has not kept pace with its filings.

Percent change in pending cases. This percentage indicates the change in pending cases relative to the number of cases pending at the beginning of the year. It is obtained by dividing the number change in pending caseload by the number of cases pending at the beginning of the year, and then multiplying by one hundred. (This figure cannot be calculated if the alternate formula described above was used to calculate the number change in the pending caseload.) A high negative percent indicates that the court reduced its pending caseload significantly, while a high positive percent indicates that the pending caseload increased significantly. This measure was not computed if the number of beginning pending cases was less than ten or if the jurisdiction of the court changed significantly during the year.

Filed (disposed) per 100,000 population. The unit of state population used on all court caseload charts is 100,000. This measure compensates for variations in state population and gives a more realistic basis for comparison of caseloads among states of various sizes. If the number of filings was not available or was not complete (indicated by an "i" footnote in the profiles in Part II) but the number of dispositions was available, the number of cases disposed per unit of population was entered in this column in place of the number of cases filed per population unit, and the use of this alternative quantity is indicated by enclosing it in parentheses. Population figures used in the traffic tables represent the total state population. If all other factors (court jurisdiction, case definition, etc.) are similar, the filed-per-unit-of-population statistic will permit direct comparisons among states of the number of filed cases.

Limitations on use:

The unit of count for traffic cases is not included in this report. Nevertheless, these cases are probably counted differently in many of these courts. Some courts may report data for all

traffic cases; others only for contested cases. Comparisons should be made using only STATE TOTAL data or data from a court that has exclusive jurisdiction over these types of cases. Comparisons should be avoided between individual courts that do not have exclusive jurisdiction in their states.

It should also be noted that large increases in the DWI caseload may not indicate increased drunk driving but may merely reflect changes in drunk driving legislation as well as other law enforcement policies.

TABLE 40: DWI/DUI caseload for trial courts, 1979. State population. Courts reporting DWI/DUI caseload. Disposed and end pending as a percent of filed. Number and percent change in pending. Filed per 100,000 population.

State and court title	State population in thousands	Begin pending	Filed	Disposed	End pending	As percent of filed		Change in pending		Filed per 100,000 population
						Disposed	End pending	Number	Percent	
Hawaii--STATE TOTAL.....	950	1,040	2,599	2,342	1,297	90%	50%	257	25%	274
Circuit Court.....	--	9	23	18	14	78%	61%	5	56%	2
District Court.....	--	1,031	2,576	2,324	1,283	90%	50%	252	24%	271
Idaho--STATE TOTAL.....	933	2,085	8,253	7,800	2,538	95%	31%	453	22%	885
District Court.....	--	2	15	13	4	87%	27%	2	100%	2
Magistrates Division of District Court	--	2,083	8,238	7,787	2,534	95%	31%	451	22%	883
Kansas--District Court.....	2,347		3,944							168
New Mexico--Magistrate Court .....	1,281		3,867							302
Ohio--STATE TOTAL.....	10,799	10,833	68,836	65,271	14,398	95%	21%	3,565	33%	637
County Court.....	--	1,066	10,600	10,387	1,279	98%	12%	213	20%	98
Municipal Court.....	--	9,767	58,236	54,884	13,119	94%	23%	3,352	34%	539
Oklahoma--District Court.....	2,970	7,450	11,522	11,546	7,426	100%	64%	-24	-1%	388
South Carolina--Magistrate Court.....	3,087		10,788							350
Tennessee--Circuit Court and			3,398							75
Criminal Court.....	4,533									
Texas--County Court at Law, Constitutional										
County Court and Probate Court.....	13,887	46,868	86,158	85,509	47,517	99%	55%	649	1%	620

Note: All available data that are 90% or more complete are entered in the table. Blank spaces indicate that either the data were unavailable or less than 90% complete, or that the calculations were inappropriate.

TABLE 41: Traffic disposition types for trial courts, 1979.

Variations in court organization and subject matter jurisdiction:

These tables display data for the general jurisdiction and limited jurisdiction courts that report manner-of-disposition data. In Table 41 the states are grouped according to the unit used in counting traffic cases.

Sources of data are found in the individual court profiles in Part II and in Appendix B.

Variations in definitions:

Table 41 indicates the various units used in counting cases from state to state. Only a few states report sufficiently complete data to make between-state comparisons of the proportion of total caseload disposed by each manner of disposition.

Appropriate analyses:

Number and percent of total dispositions for each manner of disposition. Dividing the number of cases for each manner of disposition by the total number of similar cases results in the

proportions of cases disposed by each manner of disposition. These figures can be compared between courts that count cases in the same way (i.e., the same unit of count).

Limitations on use:

The distribution of the proportions of cases by different manners of disposition is affected by the method used for counting cases in the court. Dismissals will make up a higher percentage of dispositions in those courts that use a paper-based or charge-based count. Before making comparisons between states and courts, be sure that they both use the same unit of count.

The distribution is also affected by the order with which procedures are carried out by the court and the prosecutor. The proportion of dismissals will be lower in courts that screen cases before filing them than in courts that screen cases after they are filed.

In addition, care should be taken to ensure that a dismissal in one state means the same as a dismissal in another state. For example, some states may distinguish between dismissals by prosecutors and by judges, while others may treat them as the same.

TABLE 41:

Traffic disposition types for trial courts, 1979.

State population. Courts reporting traffic disposition type data. Pleas, violations bureau, bail or bond forfeitures, total convictions, trial convictions, acquitted, nolle prosequi, and dismissed. Each disposition type as a percent of traffic dispositions.

Table with columns: State and court title, Total traffic dispositions, Total trials, Plea (Number, As percent of disposed), Violations Bureau\* (Number, As percent of disposed), Bail or bond forfeiture (Number, As percent of disposed).

Note: All available data are entered in the table and all appropriate calculations are included. Blank spaces indicate that either the data were unavailable or the calculations were inappropriate.

NH = This case type is not handled in this court.

-- = Not applicable.

\*Violations Bureau dispositions: These cases were disposed by a Violations Bureau, usually with just the payment of a fine. In the Texas Justice of the Peace Court and Municipal Court these are called payment of fine dispositions.

<sup>b</sup>Particular court or reporting system information: The numbers of dispositions reported for Georgia courts in this table are different from those reported in the rest of this report. Georgia defines a case differently when counting types of dispositions than it does when counting filings or total dispositions. The total disposition figures used here are the sums of the number of cases given under each type of disposition.

Table with columns: Trial conviction (Number, As percent of disposed), Total conviction (Number, As percent of disposed), Acquittal (Number, As percent of disposed), Nolle prosequi (Number, As percent of disposed), Dismissal (Number, As percent of disposed).

<sup>i</sup>Data are incomplete: Alaska--The figures given include only "other traffic" cases.

Florida--Data are given for criminal traffic violations only. This court also handles civil traffic violations, but they may not be resolved by trial.

Georgia--Superior Court--Data are given only for cases filed on or after July 1, 1970.

--State Court--Figures do not include DeKalb County. Kansas--Data do not include juvenile traffic cases. Michigan--District Court--No data were available from five locations.

Puerto Rico--The total trials figure was estimated by adding the trial convictions and trial acquittals. Texas--Municipal Court data are based on an eighty-nine percent reporting rate. Justice of the Peace Courts submitted seventy-nine percent of all possible reports.

<sup>j</sup>Explanation of data included in the category:

Alaska--Acquittals include some dismissals. Georgia--Nolle prosequi are included in the dismissals category.

New Jersey--State Court--Pleas include some convictions; dismissals include some acquittals.

<sup>k</sup>Data reported are known to not include parking cases. <sup>s</sup>Data reported are known to include parking cases.



TABLE 42: Traffic jury and non-jury trial dispositions, 1979.

Variations in court organization and subject matter jurisdiction:

Subject matter jurisdictions are visually quite apparent in Tables 27 and 38, where the "+" symbols under the heading "Case type" indicate what case types were reported for each piece of trial data. These breakdowns were made to facilitate comparative analysis among courts and case types. In this table, however, data include all available traffic data. Both general jurisdiction and limited jurisdiction courts are included.

Sources of data:

These are found in the individual court profiles in Part II and in Appendix B.

Variations in case classifications and definitions:

Both the case categories and the data classified in each case category vary from state to state.

Variations in counting both cases and trials:

Each of these tables has numerical superscripts by each court name, indicating how that court counts cases. Caseload cannot be compared among courts that do not count cases in the same way.

The definitions used by each court to count trials are indicated in the third column in Tables 27 and 38, the second column in Table 42. Comparisons can be made between courts that count trials in the same way.

Appropriate analyses:

Trials as a percent of dispositions. Dividing the number of trials conducted by the total number of cases disposed of for the appropriate case type results in the trial rate for that case type for the court.

Jury trials as a percent of dispositions. Dividing the number of jury trials conducted by the total number of cases disposed of for the appropriate case type results in the jury trial rate for that case type for the court.

Jury trials as a percent of trials. Dividing the number of jury trials by the total number of trials conducted for that case type results in the proportion of trials that are trials by jury for that case type for the court.

Limitations on use:

Comparisons on these tables must be restricted to the court level, and must be controlled for case type, unit of count, and trial definitions. State totals have not been computed in order to avoid any temptation to compare "apples and oranges."

Care should also be taken to compare only those courts that share similar rules regarding the availability of jury trials. For example, some states make it more difficult for a criminal defendant to waive a jury trial than other states. Similarly, in some states both parties to civil litigation must agree to a jury trial, while in other states one of the parties can demand a jury trial.

TABLE 42: Traffic jury and non-jury trial dispositions, 1979.

State and court. Jury trial definition. Number of dispositions and trials. Trials as a percent of dispositions. Numbers of jury trials, jury trials as a percent of dispositions and trials.

State, and court title	Jury/ trial defini- tion	Number of disposi- tions	Number of trials	Trials as a percent of dispo- sitions	Number of jury trials	Jury trials as a percent of dispo- sitions	Jury trials as a per cent of trials
Alaska: District Court.....	A	70,349 <sup>i</sup>	1,083 <sup>i</sup>	2%	--	--	--
Arizona: Justices of the Peace.....	B	266,595	8,851	3%	177	<1%	2%
City Magistrates.....	B	550,388	23,475	4%	873	<1%	4%
California: Justice Court.....	B	493,845	11,605	2%	909	<1%	8%
Municipal Court.....	F	12,544,928	191,089	2%	3,362	<1%	2%
Colorado: County Court.....	C	159,205	8,087	5%	834	<1%	10%
District of Columbia: Superior Court.....	A	25,853	436	2%	42	<1%	10%
Florida: County Court.....	C	369,346	34,051	9%	1,951	<1%	6%
Georgia: Superior Court.....	A	15,356	397	2%	196	1%	49%
Probate Court.....	A	191,147	2,256	1%	--	--	--
State Court and County Court.....	A	213,641	1,599	1%	408	<1%	25%
Hawaii: Circuit Court.....	C	86	2	2%	2	2%	100%
Idaho: District Court.....	C	14	11	78%			
Magistrate's Division.....	C	219,760	10,976	5%			
Indiana: Municipal Court of Marion County.....	A	90,214	7,391	8%	--	--	--
Iowa: District Court.....	C	144,988	12,583	9%	242	<1%	2%
Kansas: District Court.....	C	260,452 <sup>i</sup>	4,974 <sup>i</sup>	2%	45 <sup>i</sup>	<1%	1%
Michigan: District Court.....	C	1,920,047	39,084	2% <sup>i</sup>	2,010 <sup>i</sup>	<1%	5% <sup>i</sup>
Municipal Court.....	C	33,797	1,159	1%	11	<1%	1%
New York: District Court and City Court.....	A	337,782	7,280	2%			
North Carolina: District Court.....	E	787,465	38,058	5%	--	--	--
Ohio: County Court.....	C	146,638	3,075	2%	176	<1%	6%
Municipal Court.....	C	1,223,954	20,385	2%	752	<1%	4%
Oklahoma: District Court.....	A	188,298	10,447	6%			
Oregon: Municipal Court.....	C	182,854 <sup>i</sup>	25,229 <sup>i</sup>	14% <sup>i</sup>			
Pennsylvania: District Justice Court.....	A	1,640,507	103,822	6%	--	--	--
Texas: Municipal Court.....	A	2,320,841 <sup>j</sup>	357,815 <sup>j</sup>	15% <sup>j</sup>	1,990	<1% <sup>j</sup>	<1%
Justice of the Peace Court.....	A	1,043,390 <sup>i</sup>	141,203 <sup>i</sup>	14% <sup>i</sup>	1,443	<1% <sup>i</sup>	1%
Texas County Court at Law, Constitutional County Court.....	A	85,509 <sup>i,j</sup>	1,461 <sup>j</sup>	2% <sup>j</sup>	911	1% <sup>j</sup>	62%
Utah: Circuit Court.....	C	355,498	7,319	2%	799	<1%	11%
Vermont: District Court.....	A	81,032	434	1%	29	<1%	7%
Wisconsin: Circuit Court.....	F	68,747	7,730	11%	441	1%	6%

(continued on next page)

TABLE 42:  
Traffic jury and non-jury trial dispositions, 1979. (continued)

Note: All available data are entered in the table and all appropriate calculations are included. Blank spaces indicate that the data were unavailable or calculations were inappropriate.

-- = Not applicable.

<sup>1</sup>Data are incomplete:

Alaska--District Court--Data only include other traffic, a category which represents 92 percent of the traffic filings.

Kansas--Data do not include juvenile traffic cases.

Michigan--District Court--Data were not given for five locations.

Oregon--Only partial reports were received from 3 municipalities.

Texas--The Municipal Court reported 89% of their monthly reports, while the Justice of the Peace Court reported 79%.

<sup>J</sup>Explanation of data included in the category:

Texas--Municipal Court--Does not include parking violations.--The County Court of Law, Constitutional County Court, and Probate Court are the only courts in the state that handle DWI/DUI cases.

Trial definitions:

A = A trial is counted if tried to judgment, completion, verdict, or decision.

B = A jury trial is counted when the jury selection begins (first juror is drawn).

C = A jury trial is counted when the jury is sworn (impaneled).

D = A non-jury trial is counted when the first witness is sworn.

E = A non-jury trial is counted at the point when an opening statement or the introduction of any evidence occurs.

F = A trial is counted when it has officially begun.

TABLE 44: Criminal-type offense caseload for trial courts, 1979.

TABLE 45: Status offense caseload for trial courts, 1979.

TABLE 46: Non-offense caseload for trial courts, 1979.

Variations in court jurisdiction and subject matter jurisdiction:

Caseload in these tables is from both general jurisdiction and limited jurisdiction courts, and represents the total caseload reported for each case type from each state. The same case type may be handled in different courts from state to state. The court organization charts in Part II should be consulted for a brief summary of the jurisdiction of each court.

Sources of data:

These are found in the individual court profiles in Part II and in Appendix B.

Variations in case classification and definitions:

Both the case categories and the data classification in the case categories vary from state to state.

Because such problems exist for these and all other case categories, the case types used in this report are those chosen for inclusion in the State Court Model Annual Report and State Court Model Statistical Dictionary.

Only states reporting data that could be displayed in the specific case type are included in the tables, and then only if the data are at least 90% complete. Many courts do not break data down beyond the broad civil, criminal, traffic, and juvenile categories.

The volume of juvenile cases cannot be compared across all state courts because the statutory age when a juvenile becomes an adult varies from state to state. This variation affects the volume of both juvenile filings and adult criminal filings.

Appropriate analyses:

Disposed cases as percent of filed. This measure represents the percent of the number of filed cases of which the court was able to dispose. The percent is computed by dividing the number of cases filed by the number disposed of and then multiplying by one hundred. A percent over one hundred indicates that the court disposed of more cases than were filed, thus reducing pending caseload. A percent significantly less than one hundred indicates that the court is not keeping up with the volume of cases being filed. This measure was not computed if the number of cases filed was less than ten or if the quantity of missing data (indicated by an "i" footnote) made it inappropriate.

End pending cases as percent of filed. This figure gives the percent of the number of filed cases that were pending at the end of the year. This measure is computed by dividing the number of cases pending at the end of the year by the number of cases filed and then multiplying by one hundred. A value of one hundred percent indicates that the number of cases pending at the end of the year was equal to the number of cases filed during the year. A value higher than one hundred percent indicates a pending caseload larger than cases filed, while a value lower than one hundred percent indicates a pending caseload smaller than the number of cases filed. This percent was not computed if the number of cases filed was less

than ten or if the quantity of missing data (indicated by an "i" footnote in the profiles in Part II) made it inappropriate.

Number change in pending cases. This number gives the net increase or decrease in pending caseload for the court year by subtracting the number of cases pending at the beginning of the year from the number of cases pending at the end of the year. An alternative to this calculation, subtracting the number disposed of from the number filed, was used when pending data were unavailable or incomplete. When this alternate formula was used, the resulting number was enclosed in parentheses. A positive number indicates that the pending caseload increased during the year while a negative number indicates that the pending caseload was reduced in size. Thus, a large negative change in pending indicates that the court is keeping the caseload current, while a large positive change in pending indicates that the court has not kept pace with its filings.

Percent change in pending cases. This percentage indicates the change in pending cases relative to the number of cases pending at the beginning of the year, and is obtained by dividing the number change in pending caseload by the number of cases pending at the beginning of the year and then multiplying by one hundred. (This figure cannot be calculated if the alternative formula described above was used to calculate the number change in the pending caseload.) A high negative percent indicates that the court reduced its pending caseload significantly, while a high positive percent indicates that the pending caseload increased significantly. This measure was not computed if the number of beginning pending cases was less than ten or if the jurisdiction of the court changed significantly during the year.

Filed (disposed) per 100,000 population. The unit of state population used on all court caseload charts is 100,000. This measure compensates for variations in state population and gives a more realistic basis for comparison of caseloads among states of various sizes. If the number of filings was unavailable or was not complete (indicated by an "i" footnote on the profiles in Part II) but the number of dispositions was available, the number of cases disposed per unit of population was entered in this column in place of the number of cases filed per population unit, and the use of this alternative quantity was indicated by enclosing it in parentheses.

Population figures used in the juvenile tables represent the state population under 18 years of age. If all other factors (court jurisdiction, case definition, etc.) are similar, the filed-per-unit-of-population statistic will permit direct comparisons among states of the number of filed cases.

Limitations on use:

Although juvenile courts employ different units of counting when an event becomes a case, these tables do not use such a classification scheme. An effort will be directed at such a scheme in future reports.

TABLE 43:  
Juvenile filed and disposed for general jurisdiction, limited jurisdiction, and all trial courts, 1979.  
State juvenile population. Disposed as a percent of filed.

State	General jurisdiction courts			Limited jurisdiction courts			All trial courts		
	Filed	Disposed	Disposed as a percent of filed	Filed	Disposed	Disposed as a percent of filed	Filed	Disposed	Disposed as a percent of filed
Alabama	21,025	20,138	96%	21,746	20,334	94%	42,771	40,472	95%
Alaska	1,352	1,085	80%	NH	NH	--	1,352	1,085	80%
Arkansas	NH	NH	--	11,786	NH	--	11,786	NH	--
Colorado	17,631	16,472	93%	NH	NH	--	17,631	16,472	93%
Connecticut	16,741	17,168	103%	NH	NH	--	16,741	17,168	103%
Delaware	NH	NH	--	8,179	NH	--	8,179	NH	--
District of Columbia	6,052	5,623	93%	--	--	--	6,052	5,623	93%
Florida	83,062	75,585	91%	NH	NH	--	83,062	75,585	91%
Guam	476	254	53%	--	--	--	476	254	53%
Hawaii	8,259	7,946	96%	NH	NH	--	8,259	7,946	96%
Idaho	8,003	7,702	96%	--	--	--	8,003	7,702	96%
Illinois	30,326	29,679	98%	--	--	--	30,326	29,679	98%
Indiana	19,459	17,881	92%	1,392	1,145	82%	20,851	19,026	91%
Iowa	5,236	6,405	122%	--	--	--	5,236	6,405	122%
Kansas	30,110	NH	--	NH	NH	--	30,110	NH	--
Kentucky	NH	NH	--	35,828 <sup>J</sup>	28,718 <sup>J</sup>	80%	35,828 <sup>J</sup>	28,718 <sup>J</sup>	80%
Louisiana	NH	NH	--	40,991	NH	--	40,991	NH	--
Maine	NH	NH	--	3,867	3,642	94%	3,867	3,642	94%
Maryland	23,352	21,126	90%	1,980	2,213	112%	25,332	23,339	92%
Massachusetts	48,755	NH	--	NH	NH	--	48,755	NH	--
Missouri	17,293	16,102	93%	--	--	--	17,293	16,102	93%
Montana	1,219	876	72%	NH	NH	--	1,219	876	72%
Nebraska	NH	NH	--	4,979	NH	--	4,979	NH	--
New Hampshire	NH	NH	--	6,988	NH	--	6,988	NH	--
New Jersey	NH	NH	--	108,665	108,514	100%	108,665	108,514	100%
New Mexico	4,159	3,644	88%	NH	NH	--	4,159	3,644	88%
North Carolina	NH	NH	--	21,207	23,054	109%	21,207	23,054	109%
North Dakota	5,810	6,756	116%	NH	NH	--	5,810	6,756	116%
Ohio	209,985	208,313	99%	NH	NH	--	209,985	208,313	99%
Oklahoma	8,156	9,488	116%	NH	NH	--	8,156	9,488	116%
Oregon	15,573	NH	--	94	NH	--	15,573	NH	--
Pennsylvania	39,685	38,943	98%	NH	NH	--	39,685	38,943	98%
Puerto Rico	5,858	5,509	94%	NH	NH	--	5,858	5,509	94%
Rhode Island	NH	NH	--	8,157	NH	--	8,157	NH	--
South Dakota	5,350	NH	--	--	--	--	5,350	NH	--
Texas	11,385	11,283	99%	1,453	1,436	99%	12,838	12,719	99%
Utah	NH	NH	--	25,516 <sup>J</sup>	NH	--	25,516 <sup>J</sup>	NH	--
Vermont	1,099	1,154	105%	NH	NH	--	1,099	1,154	105%
Virginia	NH	NH	--	131,363	123,925	94%	131,363	123,925	94%
Washington	20,836	16,646	80%	NH	NH	--	20,836	16,646	80%
West Virginia	6,995	6,291	90%	NH	NH	--	6,995	6,291	90%
Wyoming	1,022	NH	--	NH	NH	--	1,022	NH	--

Note: State totals were included in this table only when all courts with juvenile jurisdiction within that state reported either complete filings and/or dispositions. Blank spaces indicate that the data were unavailable or incomplete, or the calculations were inappropriate.

NH = This case type is not handled in this court.

-- = Not applicable.

<sup>J</sup>Explanation of data included in the category:  
Kentucky--All courts-- Juvenile data include delinquency, status, dependency, neglect, needy, and abuse cases, as well as paternity and adult violations of KRS 530.060-.070 (endangering the welfare of or unlawful transactions with a minor).  
Utah--Limited jurisdiction--Filed figures are the number of referrals.

TABLE 43: Juvenile filed and disposed for general jurisdiction, limited jurisdiction, and all trial courts, 1979.

Variations in court organization, subject matter jurisdiction, and case classification:

This table breaks the gross totals of Table 15 into the broad case juvenile classification. Because of the variations in court organization, subject matter jurisdiction, and case classification, comparisons of general jurisdiction and limited jurisdiction courts from state to state are seldom appropriate. Lack of complete data (less than 90% complete from an individual court) is responsible for the large number of blanks in the "All trial courts" columns on this table, as well as for states missing from the table. In order for a state to be included in this table, it had to have complete filing or disposition data from all its trial courts.

Courts that do not break their caseload down into specific case types do generally separate caseload into civil, criminal, and juvenile cases. (Traffic may be reported separately or it may be lumped into criminal caseload.)

Sources of data are found on the individual court profiles in Part II and in Appendix B.

Variations in counting cases do have an impact on total caseloads. If states are not counting cases

at the same beginning and ending point, total caseload is not comparable.

Appropriate analyses:

Disposed as a percent of filed. This measure represents the percent of the number of filed cases that the court was able to dispose. The percent is computed by dividing the number of cases filed by the number disposed and then multiplying by one hundred. A percent over one hundred indicates that the court disposed more cases than were filed, thus reducing pending caseload. A percent significantly less than one hundred indicates that the court is not keeping up with the volume of cases being filed.

Limitations on use:

Comparisons can be made between courts that count cases in the same way. The method of counting juvenile cases has the greatest influence over data reported.

Although data have been broken down into general and limited jurisdiction courts, this has been done to provide a flavor for the different workloads of the different levels of trial courts. Interstate comparisons should be restricted to all trial courts' figures.

TABLE 44:  
Criminal-type offense caseload for trial courts, 1979.  
State juvenile population. Courts reporting criminal-type caseload. Disposed and end pending as a percent of filed. Number and percent change in pending. Filed per 100,000 juvenile population.

State and court title	Juvenile population in thousands	Begin pending	Filed	Disposed	End pending	As percent of filed		Change in pending		Filed (disposed) per 100,000 population
						Disposed	End pending	Number	Percent	
California--Superior Court.....	6,219		86,222 <sup>1</sup>	79,905 <sup>1</sup>		93%		(6,317) <sup>1</sup>		1,386 <sup>1</sup>
Colorado--District Court and Denver Juvenile Court.....	800		6,304	5,378		85%		(926)		788
Connecticut--Superior Court.....	820	4,390	15,993	16,505	3,878	103%	24%	-512	-12%	1,950
Delaware--Family Court.....	165		7,443							4,511
District of Columbia--Superior Court.....	169	944	5,242	4,837	1,341	92%	26%	397	42%	3,102
Florida--Circuit Court.....	2,226		66,504	62,168		93%		(4,336)		2,988
Georgia--Juvenile Court <sup>c</sup> .....	1,557		22,344	20,352		91%		(1,992)		1,435
Guam--Superior Court.....		75	208	146	137	70%	66%	62	83%	
Hawaii--Circuit Court.....	274	1,978	4,985	4,736	2,227	95%	45%	249	13%	1,819
Idaho--STATE TOTAL.....	293	2,577	7,523	7,233	2,867	96%	38%	290	11%	2,568
District Court.....	--	0	0	0	0					0
Magistrates Division.....	--	2,577	7,523	7,233	2,867	96%	38%	290	11%	2,568
Kansas--District Court.....	645		3,858							598
Louisiana--City Court and Parish Court, and Municipal and Traffic Court.....	1,294		4,310 <sup>j</sup>	3,477						333 <sup>j</sup>
Maryland--STATE TOTAL.....	1,148		22,144	20,259		91%		(1,885)		1,929
Circuit Court.....	--		20,646	18,643		90%		(2,003)		1,798
District Court.....	--		1,498	1,616		108%		(-118)		131
Massachusetts--STATE TOTAL.....	1,516		41,169							2,716
District Court Department.....	--		29,277							1,931
Juvenile Court Department.....	--		11,892							784
New Hampshire--STATE TOTAL.....	253		5,829							2,304
District Court.....	--		5,690							2,249
Municipal Court.....	--		139							55
New Jersey--Juvenile and Domestic Relations Court.....	2,001	13,841	97,110	96,750	14,201	100%	15%	360	3%	4,853
New York--Family Court.....	4,751	12,066	25,467 <sup>1</sup>	31,732 <sup>1</sup>	5,801 <sup>1</sup>	125%	23%	(-6,265) <sup>1</sup>		536 <sup>1</sup>
North Carolina--District Court.....	1,614		12,946	12,909		100%		(37)		802
North Dakota--District Court.....	196		3,032							1,547
Oklahoma--District Court.....	816	3,840	4,131	3,985	3,982	97%	96%	142	4%	506
Puerto Rico--Superior Court.....		977	5,858	5,509	1,326	94%	23%	349	36%	
Rhode Island--Family Court.....	246		7,195							2,925
South Dakota--Circuit Court.....	205		3,174							1,548
Texas--STATE TOTAL.....	4,090		9,807							240
District Court and Criminal District Court.....	--		8,624							211
County Court at Law, Constitutional County, and Probate Court.....	--		1,183							29
Utah--Juvenile Court.....	505		17,149							3,396
Washington--Superior Court.....	1,096		16,378	14,008		86%		(2,370)		1,494

Note: All available data that are 90% or more complete are entered in the table. Blank spaces indicate that the data were unavailable or less than 90% complete, or that the calculations were inappropriate.

<sup>c</sup>Judge information: Judges of the Georgia State Court handle juvenile cases in those circuits not served by a Juvenile Court. Those cases are included in these figures.

<sup>1</sup>Data are incomplete: California--Superior Court--One court reported data for only the first six months of the reporting period. New York--Family Court--Data reported do not include case activity in Queens County during December.

<sup>j</sup>Explanation of data included in the category: Louisiana--City Court and Parish County--Filings include juvenile traffic filings.

TABLE 45:  
Status offense caseload for trial courts, 1979.  
State juvenile population. Courts reporting status offenses caseload. Disposed and end pending as a percent of filed. Number and percent change in pending. Filed per 100,000 juvenile population.

State and court title	Juvenile population in thousands	Begin pending	Filed	Disposed	End pending	As percent of filed		Change in pending		Filed (disposed) per 100,000 population
						Disposed	End pending	Number	Percent	
Colorado--District Court and Denver Juvenile Court.....	800		764	725		95%		(39)		96
Delaware--Family Court.....	165		735							446
District of Columbia--Superior Court.....	169	38	344	330	52	96%	15%	14	37%	204
Georgia--Juvenile Court <sup>c</sup> .....	1,557		8,085	7,368		91%		(717)		519
Hawaii--Circuit Court.....	274	537	1,477	1,505	509	102%	34%	-28	-5%	539
Kansas--District Court.....	645		6,883							1,067
Massachusetts--STATE TOTAL.....	1,516		4,522							298
District Court Department.....	--		2,684	1,899		71%		(785)		177
Juvenile Court Department.....	--		1,838							121
Michigan--Probate Court.....	2,795		4,201 <sup>1</sup>							150 <sup>1</sup>
Montana--District Court.....	236		780							331
New Hampshire--STATE TOTAL.....	253		630							249
District Court.....	--		599							237
Municipal Court.....	--		31							12
New Jersey--Juvenile and Domestic Relations Court.....	2,001	1,135	11,555	11,764	926	102%	8%	-209	-18%	578
New York--Family Court.....	4,751	5,828	12,972 <sup>1</sup>	16,365 <sup>1</sup>	2,435 <sup>1</sup>	126%	19%	(-3,393) <sup>1</sup>		273 <sup>1</sup>
North Carolina--District Court.....	1,614		3,299	3,446		104		(-147)		204
North Dakota--District Court.....	196		2,382							1,215
Oklahoma--District Court.....	816	1,375	1,123	1,110	1,388	99%	124%	13	1%	138
South Dakota--Circuit Court.....	205		446							218
Texas--STATE TOTAL.....	4,090		1,426							35
District Court and Criminal District Court.....	--		1,156							28
County Court at Law, Constitutional County Court, and Probate Court.....	--		270							7
Utah--Juvenile Court.....	505		6,617							1,310

Note: All available data that are 90% or more complete are entered in the table. Blank spaces indicate that either the data were unavailable or less than 90% complete, or that the calculations were inappropriate.

<sup>c</sup>Judge information: Georgia--Judges of the State Court handle juvenile cases in those circuits not served by a Juvenile Court. Those cases are included in these figures.

<sup>1</sup>Data are incomplete: New York--Family Court--Data reported do not include case activity in Queens County during December.

TABLE 46:  
Non-offense caseload for trial courts, 1979.  
State juvenile population. Courts reporting non-offense caseload. Disposed and end pending as a percent of filed. Number and percent change in pending. Filed per 100,000 juvenile population.

State and court title	Juvenile population in thousands	Begin pending	Filed	Disposed	End pending	As percent of filed		Change in pending		Filed (disposed) per 100,000 population
						Disposed	End pending	Number	Percent	
California--Superior Court.....	6,219		18,286 <sup>1</sup>	16,583 <sup>1</sup>		91%		(1,703) <sup>1</sup>		294 <sup>1</sup>
Colorado--District Court and Denver Juvenile Court.....	800		2,181	1,723		79%		(458)		273
Connecticut--Superior Court.....	820	282	748	663	367	89%	49%	85	30%	91
District of Columbia--Superior Court.....	169	124	466	456	134	98%	29%	10	8%	276
Florida--Circuit Court.....	2,226		16,558	13,417		81%		(3,141)		744
Georgia--Juvenile Court <sup>c</sup> .....	1,557		4,486	4,056		90%		(430)		288
Hawaii--Circuit Court.....	274	242	560	442	360	79%	64%	118	49%	204
Idaho--STATE TOTAL.....	293	272	480	469	283	98%	59%	11	4%	164
District Court.....	--	1	2	2	1	100%	50%	0		1
Magistrates Division.....	--	271	478	467	282	98%	59%	11	4%	163
Kansas--District Court.....	645		2,176							337
Louisiana--City Court, Parish Court and Municipal and Traffic Court.....	1,294		401	366		91%		(35)		31
Massachusetts--STATE TOTAL.....	1,516		1,849							122
District Court Department.....	--		1,189	847		71%		(342)		78
Juvenile Court Department.....	--		660							44
Montana--District Court.....	236		439							186
New Hampshire--STATE TOTAL.....	253		529							209
District Court.....	--		518							205
Municipal Court.....	--		11							4
New York--Family Court.....	4,751	7,511	8,979 <sup>1</sup>	12,957 <sup>1</sup>	3,533 <sup>1</sup>	144%	39%	(-3,978) <sup>1</sup>		189 <sup>1</sup>
North Carolina--District Court.....	1,614		4,962	6,699		135%		(1,737)		307
North Dakota--District Court.....	196		396							202
Oklahoma--District Court.....	816	2,280	1,876	2,060	2,097	110%	112%	-183	-1%	230
Rhode Island--Family Court.....	246		389							239
Utah--Juvenile Court.....	505		1,750							347
Washington--Superior Court.....	1,096		4,458	2,638		59%		(1,820)		407

Note: All available data that are 90% or more complete are entered in the table. Blank spaces indicate that either the data were unavailable or less than 90% complete, or that the calculations were inappropriate.

<sup>c</sup>Judge information: Georgia--Judges of the State Court handle juvenile cases in those circuits not served by a Juvenile Court. Those cases are included in these figures.

<sup>1</sup>Data are incomplete: California--Superior Court--One court reported data for only the first six months of the reporting period. New York--Family Court--Data reported do not include case activity in Queens County during December.

TABLE 47: Filed cases (total, civil, criminal, and juvenile cases) for trial courts, 1970-1979.

TABLE 48: Number and percent change in filed cases (total, civil, criminal, and juvenile cases) year to year and for 10-year period for trial courts, 1970-1979. Trial courts reporting five or more years of cases filed data.

Variations in court organization:

These tables include data from both general jurisdiction and limited jurisdiction courts, although data were unavailable from all courts in each state (as indicated by the footnote "p" in the profiles in Part II).

Sources of data for each court are the State Court Caseload Statistics: Annual Report series, 1975-1979 and historical data supplied by selected state court administrative offices.

Variations in subject matter jurisdiction:

The jurisdiction of each court is outlined briefly in the court system chart for each state located in Part II of this report. Variations in jurisdiction make caseload comparisons among trial courts extremely difficult.

Variations in case classification and definitions:

The case classifications used in the Annual Report series are those chosen for inclusion in the State Court Model Annual Report and State Court Model Statistical Dictionary. Differences among states in the way even the broad categories civil, criminal, and juvenile are defined can make caseload comparisons difficult from state to state. For example, some states include support and custody cases in their juvenile caseload, but the classification scheme used here places them in civil (domestic relations) caseload.

Variations in counting cases:

Figures A and B indicate the various units used in counting cases in the various states. Caseload cannot be compared that is not counted at the same beginning and ending point.

Appropriate analyses:

The method of counting cases and the data included for each yearly figure were kept constant for each court. As a result, the number and percent changes in caseloads reported in these tables are, except where otherwise noted, are due to the actual change (usually growth) in filings in the court and not to changes in the way the court counted cases. Changes for similar courts or for all courts within a state may be compared for identical time periods.

Limitations on use:

Caseloads normally fluctuate from year to year, so changes from one year to the next may not be representative of the actual underlying trend. The change in the jurisdiction of a court, or the consolidation of two or more courts, will have an effect on the caseload of the related courts' caseloads.







TABLE 47:  
Filed cases (total, civil, criminal, and juvenile cases) for trial courts, 1970-1979. (continued)

State and court title	Cases Filed									
	1970	1971	1972	1973	1974	1975	1976	1977	1978	1979
<b>Civil cases (continued)</b>										
Oregon--Circuit Court.....						46,832	55,618	53,116	60,562	62,782
Tax Court.....	202	189	175	223	148	232	181	148	138	112
Rhode Island--Superior Court.....						6,542	6,733	6,341	6,795	7,087
District Court.....			26,141	26,738	31,217	33,335	29,026	28,488	29,196	31,586
Family Court.....						4,584	5,115	5,667	5,134	5,817
<b>Tennessee.....</b>										
Circuit Court.....	42,638	38,689	37,905	39,614	43,375	46,589	47,357	49,462	49,378	51,158
Law and Equity Court.....	3,022	3,130	3,794	4,590	5,182	4,566	4,847	4,466	3,868	4,200
Chancery Court.....	17,847	18,294	19,469	22,487	26,242	29,569	30,998	32,419	32,663	34,536
Texas--District Court and Criminal District Court..						264,888	272,601	285,335	296,127	311,984
Utah--District Court.....		18,599	20,207	21,594	**	26,029	25,533	27,010	28,542	27,511
Vermont--Superior Court.....						6,275	6,691	6,601	6,892	6,757
District Court.....						15,473	12,868	10,636	10,613	11,117
Virginia--Circuit Court.....						62,938	63,976	67,685	71,975	75,341
Washington--Superior Court.....						90,663	94,325	99,000	103,946	112,320
Wisconsin--Circuit Court and County Court.....						192,243	208,280 <sup>1</sup>		188,406	198,640 <sup>k</sup>
Wyoming--District Court.....						7,987	7,981	9,044	11,583	12,259
<b>Criminal cases</b>										
Alabama--Circuit Court.....						25,777	25,466	24,143	23,326	24,302
Alaska--Superior Court.....						1,075	991	1,082	1,190	1,074
Arizona--Superior Court.....						13,662	13,913	13,231	14,005	13,815
Arkansas--Circuit Court.....						12,987	12,813	13,774	14,284	14,866
California--STATE TOTAL.....						776,987	778,003	807,364	794,679	804,812 <sup>1</sup>
Superior Court.....						57,656	57,430	57,161	58,077	56,280 <sup>1</sup>
Justice Court.....	91,899	90,694	94,058	97,518	98,080	97,344	83,863	71,973	63,500	63,988
Municipal Court.....	585,030	581,081	587,115	583,070	589,394	621,987	636,710	678,230	673,102	684,544
Colorado--District Court and Denver Superior Court..						14,569	14,334	15,690	15,025	15,287
Connecticut--STATE TOTAL.....							95,746	91,400	91,182	101,354
Superior Court.....						4,941	4,555	4,522	3,871	101,354
Court of Common Pleas.....							91,191	86,878	87,311	(k)
Delaware--Superior Court.....	2,093	2,489	4,011	3,042	3,177	4,087	3,786	4,097	3,293	2,950
Court of Common Pleas.....	3,156	3,616	3,776	4,116	4,594	5,261	5,762	6,325	6,534	7,411
Municipal Court of Wilmington.....	6,453	6,680	7,726	8,476	7,835	8,785	8,754	9,540	8,893	9,154
District of Columbia--Superior Court.....						33,923	31,956	29,040	28,332	29,404
Florida--Circuit Court.....						82,222	66,166	92,526	95,842	91,812
Hawaii--Circuit Court.....						2,086	2,028	1,992	2,097	2,801
Idaho--STATE TOTAL.....						34,602	30,490	29,444	29,219	30,036
District Court.....						3,094	3,379	3,324	3,113	3,027
Magistrates Division.....						31,508	27,111	26,120	26,106	27,009
Illinois--Circuit Court.....						598,300	520,112	519,334	517,975	581,976
Iowa--District Court.....						205,098		190,363	177,024	198,019
Kansas--District Court.....	5,306	5,325	5,660	5,459	6,043	6,726	7,255	19,835 <sup>a</sup>	25,211 <sup>a</sup>	25,163
Kentucky--Circuit Court.....						12,732	11,202	13,673	10,132	10,512
Maine--Superior Court.....						8,734	6,533	6,138	5,444	5,425
Maryland--Circuit Court.....						29,726	34,333	43,616	36,108	38,902
Massachusetts--Superior Court Department.....						35,483	37,508	35,254		30,886
Michigan--Circuit Court.....						27,576	26,426	26,172	17,744 <sup>1</sup>	28,893 <sup>1</sup>
Minnesota--District Court.....						7,991	8,919	10,012	10,678	
Missouri--Circuit Court and Court of Common Pleas..			15,326	14,449	16,341	17,760	18,080	18,130	19,020	86,943 <sup>a</sup>
Nebraska--District Court.....						6,643	7,215	6,561	6,171	4,869
New Hampshire--Superior Court.....	3,319	3,601	4,665	4,853	5,145	6,321	6,431	6,992	7,136	6,142
New Jersey--Superior Court and County Court.....	22,776	27,872	32,141	28,830	28,033	31,500	31,680	29,038	27,084	25,141
New Mexico--District Court.....						4,771	4,706	4,656	4,949	5,289
New York--Supreme Court and County Court.....						35,754	31,659	31,395	31,506	30,806

North Carolina--Superior Court.....	40,293	42,359	46,628	53,505	52,547	51,264	53,278	56,591
North Dakota--District Court.....				1,076	1,051	1,083	1,057	1,021
Ohio--Court of Common Pleas.....	24,155	25,121	28,782	31,554	30,527	30,835	31,575	33,544
Oklahoma--District Court.....				57,446	55,581	59,289	59,348	60,309
Oregon--Circuit Court.....				14,360	14,485	14,174	16,097	16,643
Pennsylvania--Court of Common Pleas.....	67,230	62,078	67,047	78,141	76,302	73,058	72,562	73,765
Rhode Island--Superior Court.....				3,665	3,277	3,153	3,181	3,582
District Court.....	40,399 <sup>j</sup>	48,139 <sup>j</sup>	51,396 <sup>j</sup>	43,267 <sup>j</sup>	28,757 <sup>j</sup>	30,118 <sup>j</sup>	31,457 <sup>j</sup>	35,720 <sup>j</sup>
Tennessee--Circuit Court and Criminal Court.....	20,890	21,882	20,104	21,953	26,583	26,462	29,609	27,325
Texas--District Court and Criminal District Court..				80,702	78,317	81,838	86,223	92,476
Utah--District Court.....	1,920	2,098	2,328	**	2,643	3,068	3,352	3,444
Vermont--STATE TOTAL.....				16,954	16,987	18,059	19,269	18,890 <sup>l</sup>
Superior Court.....				44	59	71	82	72 <sup>l</sup>
District Court.....				16,910	16,928	17,988	19,187	18,818 <sup>l</sup>
Virginia--Circuit Court.....				41,644	42,843	49,666	53,083	55,120
Washington--Superior Court.....				14,048	14,053	14,141	14,278	15,224
Wisconsin--Circuit Court and County Court.....				71,563	78,403		42,977	54,437 <sup>k</sup>
Wyoming--District Court.....				1,629	1,329	1,284	1,404	1,613
<b>Juvenile cases</b>								
Alaska--Superior Court.....				1,386	1,510	1,483	1,296	1,352
California--Superior Court.....				77,722	107,917	107,786	105,227	104,508 <sup>l</sup>
Colorado--District Court and Denver Juvenile Court <sup>j</sup>				15,130 <sup>j</sup>	16,089 <sup>j</sup>	16,078 <sup>j</sup>	16,782 <sup>j</sup>	17,631 <sup>j</sup>
Connecticut--STATE TOTAL.....				15,985	14,452	13,329	14,854	16,741
Superior Court.....				(k)	(k)	(k)	(k)	(k)
Juvenile Court.....				15,985	14,452	13,329	14,854	16,741
District of Columbia--Superior Court.....				7,756	7,391	6,289	6,384	5,623
Florida--Circuit Court.....				62,811	64,377	76,271	76,723	75,585
Hawaii--Circuit Court.....				7,739	7,363	8,075	7,756	8,259
Idaho--STATE TOTAL.....				7,523	7,927	7,733	7,915	8,003
District Court.....				17	1	3	1	2
Magistrates Division.....				7,506	7,926	7,730	7,914	8,001
Illinois--Circuit Court.....				27,983	25,731	25,686	29,183	30,326
Iowa--District Court.....				5,685	5,672	6,059	6,195	5,236
Maryland--STATE TOTAL.....				27,069	28,232	26,601	24,465	25,332
Circuit Court.....				25,210	25,185	23,702	22,371	23,352
District Court.....	1,712	1,475	1,218	1,859	3,047	2,899	2,094	1,980
Missouri--Circuit Court and Court of Common Pleas..				18,751	16,929	16,734	18,563	17,293 <sup>a</sup>
New Jersey--Juvenile and Domestic Relations Court..	50,304	53,581	58,816	63,852	72,335	82,243	92,380	108,665
New Mexico--District Court.....				5,454	5,259		3,811	4,159
New York--Family Court.....				45,533	48,872	47,440	48,818 <sup>l</sup>	47,930 <sup>l</sup>
North Dakota--District Court.....				855	1,001	974	5,709	5,810
Ohio--Court of Common Pleas.....				194,288	189,342	202,796	210,539	209,985
Oklahoma--District Court.....				8,311	8,272	8,906	8,141	7,323
Oregon--STATE TOTAL.....				11,568	13,712	14,653	14,656	15,667
Circuit Court.....				11,305	13,470	14,430	14,523	15,573
County Court.....				263	242	223	133	94
Pennsylvania--Court of Common Pleas.....	24,770	27,094	35,120	39,882	37,084	35,614	37,365	39,685
Rhode Island--Family Court.....				6,807	6,436	5,761	6,888	8,157
South Dakota--Circuit Court.....				4,210	4,210	3,519	2,735 <sup>l</sup>	5,350
Texas--STATE TOTAL.....				82,229	12,327	12,791	13,540	12,838
District Court and Criminal District Court.....				80,702	11,031	11,141	12,329	11,385
County Court at Law, and Constitutional County Court.....				1,527	1,296	1,650	1,211	1,453
Utah--Juvenile Court.....				22,522	22,482	22,939	23,367	25,516
Vermont--District Court.....				968	1,020	1,038	1,097	1,099
Washington--Superior Court.....				11,929	13,433	14,824	17,406	20,836

(continued on next page)

TABLE 47:  
Filed cases (total, civil, criminal, and juvenile cases) for trial courts, 1970-1979. (continued)

Note: All available data are included in the table. Blank spaces indicate that data were not available. The courts listed in this table represent those courts which reported five or more years of cases filed data.

-- = Not applicable.

\* The missing data for Utah in 1974 was a result of a change from fiscal to calendar year reporting.

<sup>2</sup>Court Jurisdiction:

Connecticut--In 1979, the Court of Common Pleas and the Juvenile Court were abolished and their jurisdiction was transferred to the Superior Court.

Kansas--District Court--In the middle of the 1977 court year, all the trial courts in Kansas except the Municipal Court were consolidated. The full impact of the consolidation is reflected in the data given for 1978.

Missouri--Circuit Court--In 1979, all seven trial courts in Missouri were combined into the Circuit Court.

<sup>1</sup>Data are not complete:

Arizona--Superior Court--civil--Data footnoted contained incomplete figures for mental health cases in 1976 and adoption in 1978 and 1979.

Total cases--In addition to the civil data missing as explained above, incomplete data were reported for juvenile cases for two court locations in all years but 1975.

Arkansas--Court of Common Pleas--Total cases and civil--No data were reported for two court locations in 1977 or one location in 1978.

California--Superior Court--One court location did not report data for six months of 1979.

Colorado--Denver Probate Court--Total cases and civil cases--No estate data were available for three months of 1977.

Delaware--Court of Common Pleas--(1978 only)--Other civil miscellaneous cases are missing from the court located in New Castle County for six months.

Kansas--District Court--(1978 only)--Figures do not include other estate cases.

Maryland--Circuit Court--Figures for total cases do not include sentence review only cases. Criminal cases do not include sentence review only cases or adult offenses against juveniles.

Michigan--Circuit Court--(1978 only)--No data were available for one court; six other courts reported total cases filed only. (1979 only)--Three courts reported no data.

Minnesota--District Court--No data were available for juvenile cases filed in this court.

New Mexico--District Court--Total cases--No juvenile data were available for 1977.

New York--Family Court--No data were reported for one court location in 1978. In 1979, no data were reported for December by one court.

North Dakota--Circuit Court--juvenile--Figure given for 1978 does not include other juvenile cases filed and therefore is not comparable to other juvenile data given for this court on the table.

South Dakota--Circuit Court--juvenile--Figure given for 1978 does not include other juvenile cases filed and therefore is not comparable to the other juvenile data given for this court on the table.

Vermont--Superior Court and District Court--Total cases and criminal--Figures for 1979 for criminal cases for these courts do not include sentence review only cases, jurisdiction recently added to these courts.

<sup>3</sup>Explanation of data included in the category:

Colorado--District Court and Denver Superior and Juvenile Courts--Post judgment actions on civil adoption, paternity, and support cases are included in the juvenile caseload figures.

Rhode Island--District Court--criminal--Also included in these figures are the traffic cases handled by the court.

<sup>4</sup>Additional information:

Alabama--Circuit Court--Total cases--This court was given jurisdiction over juvenile cases in 1978.

Connecticut--Superior Court--No data are included for cases disposed by the Appellate Session of Superior Court.

District of Columbia--Superior Court--Total cases--Between 1978 and 1979, most of the traffic jurisdiction of this court was transferred to an administrative agency.

Illinois--Circuit Court--Total cases--In 1978, the court started to include the number of parking tickets filed in Cook County in its caseload.

New York--Supreme Court and County Court--Total cases and civil--Starting in 1978, the court did not include uncontested matrimonial cases as a part of the data it reported.

Rhode Island--District Court--Total cases--These figures include only those traffic cases handled in the court. The remainder are handled by the Administrative Adjudication Division of the State Department of Transportation.

Wisconsin--The County Court was abolished and its jurisdiction was transferred to the Circuit Court in 1979.

TABLE 48:  
Number and percent change in filed cases (total, civil, criminal, and juvenile cases) year to year and for 10-year period for trial courts,  
1970-1979 Trial courts reporting five or more years of cases filed data.

State and court title	Number and percent change in cases filed									
	1970 to 1971	1971 to 1972	1972 to 1973	1973 to 1974	1974 to 1975	1975 to 1976	1976 to 1977	1977 to 1978	1978 to 1979	1970 to 1979
<b>Total cases</b>										
Alabama--Circuit Court.....						1,836 ( 2%)	-3,956 (-4%)	(k)	3,418 ( 7%)	
Alaska--Superior Court.....						1,506 ( 13%)	690 ( 9%)	-84 (-1%)	-364 (-3%)	
Arizona--Superior Court.....						4,257 ( 5%)	9,496 ( 11%)	529 ( 1%)	4,869 ( 5%)	
Arkansas--Circuit Court.....	-1,369 (-6%)	882 ( 4%)	2,988 ( 14%)	3,663 ( 15%)	4,153 ( 15%)	218 ( 1%)	2,833 ( 9%)	2,846 ( 8%)	3,857 ( 10%)	20,071 ( 89%)
Chancery Court and Probate Court	2,527 ( 9%)	3,608 ( 12%)	1,173 ( 3%)	2,067 ( 6%)	1,025 ( 3%)	1,083 ( 3%)	1,796 ( 5%)	1,355 ( 3%)	1,011 ( 2%)	15,645 ( 55%)
Court of Common Pleas.....	-5 (-2%)	7 ( 3%)	0 ( 0%)	119 ( 48%)	-3 (-1%)	-123 (-34%)	999 <sup>g</sup> ( 4%)	127 <sup>l</sup> ( 51%)	131 <sup>l</sup> ( 35%)	262 ( 107%)
California--STATE TOTAL.....	416,740 ( 3%)	-60,020 ( 0%)	-19,426 ( 0%)	647,174 ( 5%)	1,265,100 ( 9%)	659,815 ( 4%)	599,237 ( 4%)	780,350 ( 5%)	889,636 <sup>l</sup> ( 5%)	5,178,606 <sup>l</sup> ( 40%)
Superior Court.....	20,325 ( 4%)	-5,232 (-1%)	10,307 ( 2%)	29,685 ( 6%)	40,222 ( 7%)	64,652 ( 11%)	46,758 ( 7%)	12,779 ( 2%)	13,883 ( 2%)	233,379 ( 46%)
Justice Court.....	8,784 ( 1%)	61,175 ( 5%)	-96,723 (-7%)	-20,468 (-2%)	124,179 ( 11%)	-234,425 (-18%)	-245,925 (-23%)	-133,035 (-16%)	-4,355 (-1%)	-540,793 (-44%)
Municipal Court.....	387,631 ( 3%)	-115,963 (-1%)	66,990 ( 1%)	637,957 ( 5%)	1,100,699 ( 9%)	829,588 ( 6%)	798,404 ( 6%)	900,606 ( 6%)	880,108 ( 6%)	5,486,020 ( 49%)
Colorado-- District Court and Denver Superior, and Probate Courts.....						295 ( 0%)	2,759 ( 2%)	150 ( 0%)	6,784 ( 6%)	
Water Court.....						-412 (-18%)	196 ( 11%)	828 ( 41%)	-734 (-26%)	
Connecticut--STATE TOTAL.....							30,407 ( 5%)	51,206 ( 9%)	-386 <sup>a</sup> ( 0%)	
Superior Court.....						404 <sup>k</sup> ( 1%)	924 <sup>k</sup> ( 3%)	525 <sup>k</sup> ( 2%)	(a)	
Court of Common Pleas.....							31,436 ( 7%)	51,714 ( 11%)	(a)	
Juvenile Court.....						-1,533 (-10%)	-972 (-7%)	1,547 ( 11%)	(a)	
Probate Court.....						-4,665 (-8%)	-981 (-2%)	-2,580 (-5%)	-588 (-1%)	
Delaware--Superior Court.....						-2,539 (-23%)	-800 (-9%)	-713 (-9%)	-3,087 (-43%)	
Court of Chancery.....						214 ( 9%)	-60 (-2%)	153 ( 6%)	-100 (-4%)	
Court of Common Pleas.....						741 ( 9%)	621 ( 7%)	154 <sup>l</sup> ( 2%)	1,567 <sup>l</sup> ( 16%)	
Family Court.....						751 ( 4%)	2,556 ( 12%)	1,020 ( 4%)	1,341 ( 5%)	
Justice of the Peace Court.....						4,621 ( 5%)	12,285 ( 12%)	-646 (-1%)	14,991 ( 14%)	
District of Columbia--Superior Court.....						16,772 ( 6%)	10,490 ( 3%)	-71,438 <sup>k</sup> (-22%)	-36,433 (-15%)	
Florida--Circuit Court.....						-25,509 (-6%)	45,205 ( 12%)	16,043 ( 4%)	-35,691 (-8%)	
Hawaii--Circuit Court.....						1,551 ( 6%)	2,897 ( 10%)	1,612 ( 5%)	1,549 ( 5%)	
Land Court.....						8 ( 16%)	-13 (-23%)	9 ( 20%)	-7 (-13%)	
Tax Court.....						-148 (-78%)	2 ( 5%)	4 ( 9%)	12 ( 26%)	
Idaho--STATE TOTAL.....						12,239 ( 5%)	13,355 ( 5%)	22,673 ( 8%)	13,416 ( 5%)	
District Court.....						308 ( 2%)	-1,536 (-12%)	28 ( 0%)	-187 (-2%)	
Magistrates Division.....						11,931 ( 5%)	14,891 ( 6%)	22,645 ( 9%)	13,603 ( 5%)	
Illinois--Circuit Court.....						65,395 ( 2%)	39,884 ( 1%)	(k)	413,032 <sup>k</sup> ( 5%)	
Iowa--District Court.....						41,239 ( 7%)	9,310 ( 1%)	-79,525 (-13%)	-13,824 (-3%)	
Kansas--District Court.....	1,108 ( 3%)	2,158 ( 6%)	-362 (-1%)	2,987 ( 7%)	2,504 ( 6%)	3,028 ( 7%)	(a)	(a)	20,562 ( 5%)	(a)
Kentucky--Circuit Court.....						-892 (-1%)	8,972 ( 13%)	-13,694 (-17%)	4,949 ( 7%)	
Maine--Superior Court.....						-1,508 (-11%)	3,203 ( 26%)	97 ( 1%)	394 ( 2%)	
Maryland--Circuit Court.....						9,410 ( 8%)	11,668 ( 10%)	-145 ( 0%)	10,119 ( 8%)	
Massachusetts--Superior Court Department.....						863 ( 1%)	-1,944 (-3%)			
Michigan--Circuit Court.....						-6,428 (-4%)	3,255 ( 2%)	(l)	(l)	
Minnesota--District Court.....						(l)	-1,707 (-5%)	-1,716 (-6%)		
Missouri--Circuit Court and Court of Juvenile and Domestic Relations Court.....			-2,920 (-3%)	5,948 ( 6%)	10,732 ( 11%)	-1,342 (-1%)	-2,487 (-2%)	10,165 ( 10%)	(a)	
Nebraska--District Court.....						2,575 ( 12%)	754 ( 3%)	2,242 ( 9%)	-261 (-1%)	
New Hampshire--Superior Court.....	409 ( 3%)	1,932 ( 12%)	1,516 ( 8%)	2,057 ( 10%)	1,745 ( 8%)	470 ( 2%)	548 ( 2%)	1,878 ( 8%)	-2,009 (-8%)	8,546 ( 53%)
New Jersey--Superior Court and Court of Juvenile and Domestic Relations Court.....	6,206 ( 9%)	7,789 ( 10%)	2,625 ( 3%)	-2,262 (-3%)	9,797 ( 12%)	1,826 ( 2%)	852 ( 1%)	4,012 ( 4%)	1,147 ( 1%)	31,992 ( 45%)
New Mexico--District Court.....	2,990 ( 3%)	10,600 ( 12%)	5,989 ( 6%)	16,434 ( 16%)	11,853 ( 10%)	12,812 ( 10%)	5,359 ( 4%)	14,123 ( 9%)	23,703 ( 14%)	103,773 ( 121%)
New York--Supreme Court and County Court.....						3,356 ( 8%)	(l)	(l)	4,189 ( 8%)	
Family Court.....						-9,005 (-6%)	1,668 ( 1%)	(k)	580 ( 1%)	
North Dakota--District Court.....						93,535 ( 47%)	13,037 ( 4%)	(l)	(l)	
						1,324 ( 16%)	1,389 ( 14%)	6,194 ( 56%)	1,142 ( 7%)	

Ohio--Court of Common Pleas.....						-11,226 ( -2%)	18,782 ( 4%)	13,652 ( 3%)	5,218 ( 1%)		
Oklahoma--District Court.....						29,238 ( 8%)	23,798 ( 6%)	30,789 ( 7%)	-10,478 ( -2%)		
Oregon--Circuit Court.....						11,076 ( 1%)	-1,853 ( -2%)	9,462 ( 12%)	3,816 ( 4%)		
Tax Court.....						-51 ( -2%)	-33 ( -1%)	-10 ( -7%)	-26 ( -1%)		
Pennsylvania--Court of Common Pleas.....	2,627 ( 1%)	20,044 ( 8%)	27,398 ( 10%)	1,429 ( 0%)	-3,308 ( -1%)	7,155 ( 2%)	14,336 ( 5%)				
Rhode Island--Superior Court.....	144 ( 2%)	-156 ( -2%)	1,115 ( 12%)	-197 ( -2%)	-516 ( -5%)	482 ( 5%)	693 ( 7%)				
District Court.....	8,337 ( 13%)	7,736 ( 10%)	-6,011 ( -7%)	-18,819 ( -25%)	823 ( 1%)	2,047 ( 3%)	6,653 ( 11%)				
Family Court.....					-869 ( -8%)	4 ( 0%)	-242 ( -2%)	1,952 ( 16%)			
Tennessee--Circuit Court and Criminal Court.....	-2,957 ( -5%)	-2,562 ( -4%)	3,558 ( 6%)	8,391 ( 14%)	6,093 ( 9%)	915 ( 1%)	4,369 ( 6%)	-450 ( -1%)	996 ( 1%)	18,353 ( 29%)	
Law and Equity Court.....	108 ( 4%)	664 ( 21%)	796 ( 21%)	592 ( 13%)	-616 ( -12%)	281 ( 6%)	-381 ( -8%)	-598 ( -13%)	332 ( 9%)	1,178 ( 39%)	
Chancery Court.....	447 ( 3%)	1,175 ( 6%)	3,018 ( 16%)	3,755 ( 17%)	3,327 ( 13%)	1,429 ( 5%)	1,421 ( 5%)	244 ( 1%)	1,873 ( 6%)	16,689 ( 94%)	
Texas--District Court and Criminal District Court.....						4,440 ( 1%)	16,365 ( 5%)	16,365 ( 4%)	21,166 ( 5%)		
Utah--District Court.....		1,786 ( 9%)	1,617 ( 7%)	**	**	-71 ( 0%)	1,761 ( 6%)	1,624 ( 5%)	-2,079 ( -6%)	**	
Vermont--Superior Court.....						431 ( 7%)	-78 ( -1%)	302 ( 4%)	220 ( 3%)		
District Court.....						-8,535 ( -11%)	5,648 ( 8%)	28,463 ( 39%)	9,837 ( 10%)		
Virginia--Circuit Court.....	3,754 ( 5%)	2,427 ( 3%)	3,170 ( 4%)	9,498 ( 11%)	6,333 ( 6%)	2,237 ( 2%)	10,532 ( 10%)	7,707 ( 7%)	5,403 ( 4%)	51,061 ( 64%)	
Washington--Superior Court.....	3,742 ( 4%)	3,044 ( 3%)	4,722 ( 5%)	11,342 ( 11%)	5,163 ( 5%)	5,171 ( 4%)	6,154 ( 5%)	7,665 ( 6%)	10,750 ( 8%)	57,753 ( 65%)	
Civil cases											
Alabama--Circuit Court.....						2,147 ( 3%)	-13,397 ( -17%)	5,846 ( 9%)	2,646 ( 4%)		
Alaska--Superior Court.....						1,466 ( 16%)	626 ( 6%)	-5 ( 0%)	-304 ( -3%)		
Arizona--Superior Court.....						-1,025 ( -2%)	6,061 ( 10%)	10,952 ( 16%)	5,265 ( 7%)		
Arkansas--STATE TOTAL.....						1,352 ( 2%)	3,679 ( 6%)	3,816 ( 6%)	4,417 ( 6%)		
Circuit Court.....						392 ( 2%)	1,874 ( 9%)	2,334 ( 11%)	3,275 ( 13%)		
Chancery and Probate Court.....	2,437 ( 9%)	3,698 ( 12%)	1,173 ( 3%)	2,067 ( 6%)	1,026 ( 3%)	1,083 ( 3%)	1,796 ( 4%)	1,355 ( 4%)	1,011 ( 2%)	15,645 ( 55%)	
Court of Common Pleas.....	-5 ( -2%)	7 ( 3%)	0 ( 0%)	119 ( 48%)	-3 ( -1%)	-123 ( -34%)	9 ( 4%)	127 ( 51%)	131 ( 35%)	262 ( 106%)	
California--STATE TOTAL.....						19,369 ( 2%)	52,654 ( 4%)	71,535 ( 5%)	97,250 ( 7%)		
Superior Court.....						34,685 ( 7%)	47,158 ( 9%)	14,422 ( 3%)	16,399 ( 3%)		
Justice Court.....						-11,103 ( -16%)	-8,203 ( -14%)	-4,193 ( -8%)	3,141 ( 7%)		
Municipal Court.....						-4,211 ( -1%)	13,699 ( 2%)	61,306 ( 8%)	77,710 ( 10%)		
Colorado--District Court, and Denver Superior and Probate Courts <sup>1</sup> , <sup>2</sup> Water Court <sup>1</sup> .....						671 ( 1%)	314 ( 0%)	111 ( 0%)	5,673 ( 6%)		
						-412 ( -18%)	196 ( 11%)	828 ( 41%)	-734 ( -26%)		
Connecticut--STATE TOTAL.....							392 ( 0%)	-9,955 ( -5%)	-12,565 ( -6%)		
Superior Court <sup>1</sup> .....						790 ( 3%)	1,098 ( 4%)	1,198 ( 4%)	(a)		
Court of Common Pleas.....						84 ( 0%)	-8,595 ( -6%)	(a)	(a)		
Juvenile Court.....							22 ( 1%)	(a)	(a)		
Probate Court.....						-4,665 ( 8%)	-981 ( -2%)	-2,580 ( -5%)	-588 ( -1%)		
Delaware--Superior Court.....						-2,238 ( -31%)	-1,111 ( -23%)	91 ( 2%)	206 ( 5%)		
Court of Chancery.....						214 ( 9%)	-60 ( -2%)	153 ( 6%)	-100 ( -4%)		
Court of Common Pleas.....						240 ( 6%)	58 ( 2%)	-363 ( -11%)	690 ( 23%)		
District of Columbia--Superior Court.....						-1,900 ( -1%)	-8,115 ( -5%)	-3,638 ( 2%)	-7,639 ( -5%)		
Florida--Circuit Court.....						-11,019 ( -4%)	6,951 ( 3%)	12,275 ( 5%)	-30,523 ( -12%)		
Hawaii--Circuit Court.....						1,335 ( 8%)	2,763 ( 15%)	1,853 ( 9%)	287 ( 1%)		
Land Court.....						8 ( 16%)	-13 ( -23%)	9 ( 20%)	-7 ( -13%)		
Tax Appeal Court.....						-148 ( -78%)	2 ( 5%)	4 ( 9%)	12 ( 25%)		
Idaho--STATE TOTAL.....						3,021 ( 8%)	5,292 ( 13%)	2,635 ( 6%)	4,590 ( 9%)		
District Court.....						18 ( 0%)	-1,479 ( -15%)	243 ( 3%)	-103 ( -1%)		
Magistrates Division.....						3,003 ( 11%)	6,771 ( 22%)	2,392 ( 6%)	4,693 ( 12%)		
Illinois--Circuit Court.....						582 ( 0%)	2,420 ( 4%)	54,035 ( 8%)	-17,113 ( -2%)		
Iowa--District Court.....						1,230 ( 1%)	4,355 ( 3%)	14,047 ( 11%)	9,782 ( 7%)		
Kansas--District Court <sup>1</sup> .....	1,089 ( 4%)	1,823 ( 6%)	-161 ( -1%)	2,003 ( 6%)	1,821 ( 5%)	2,499 ( 7%)	(a)	(a)	1,937 ( 13%)	(a)	
Kentucky--Circuit Court.....						638 ( 11%)	6,501 ( 11%)	-10,153 ( -15%)	4,569 ( 8%)		
Maine--Superior Court.....						693 ( 13%)	1,717 ( 29%)	455 ( 6%)	-263 ( -3%)		
Maryland--Circuit Court.....						4,828 ( 8%)	3,868 ( 6%)	8,694 ( 13%)	6,344 ( 8%)		
District Court.....			18,826 ( 8%)	45,509 ( 19%)	7,864 ( 3%)	33,611 ( 11%)	38,524 ( 12%)	26,924 ( 7%)	25,444 ( 6%)		
Massachusetts--Superior Court Department.....						-1,162 ( -4%)	210 ( 1%)				

(continued on next page)

151

TABLE 48:  
Number and percent change in filed cases (total, civil, criminal, and juvenile cases) year to year and for 10-year period for trial courts,  
1970-1979 Trial courts reporting five or more years of cases filed data. (continued)

State and court title	Number and percent change in cases filed									
	1970 to 1971	1971 to 1972	1972 to 1973	1973 to 1974	1974 to 1975	1975 to 1976	1976 to 1977	1977 to 1978	1978 to 1979	1970 to 1979
<b>Civil cases (continued)</b>										
Michigan--Circuit Court.....						-5,278 (-4%)	3,509 (3%)	(1)	(1)	
Minnesota--District Court.....						301 (1%)	-2,800 (-13%)	-2,382 (-13%)	2,900 (18%)	
Missouri--Circuit Court and Court of Common Pleas.....			2,695 (4%)	3,332 (5%)	7,723 (12%)	160 (0%)	-2,342 (-3%)	7,446 (10%)	(a)	
Nebraska--District Court.....						2,003 (13%)	1,408 (8%)	2,632 (14%)	1,041 (5%)	
New Hampshire--Superior Court.....	127 (1%)	868 (7%)	1,328 (10%)	1,765 (12%)	569 (3%)	360 (2%)	-13 (0%)	1,734 (10%)	-1,015 (-5%)	5,723 (45%)
New Jersey--Superior Court and County Court.....	1,110 (2%)	3,520 (7%)	5,936 (11%)	-1,465 (-3%)	6,330 (11%)	1,646 (3%)	3,494 (5%)	5,966 (9%)	3,090 (4%)	29,627 (62%)
County District Court.....	22,057 (10%)	1,665 (1%)	12,530 (5%)	8,921 (4%)	20,277 (8%)	12,976 (5%)	9,140 (3%)	14,828 (5%)	13,787 (4%)	116,181 (54%)
Juvenile and Domestic Relations.....	-377 (-1%)	5,365 (15%)	953 (2%)	7,951 (19%)	1,331 (3%)	10,985 (22%)	7,600 (12%)	3,986 (6%)	7,418 (10%)	45,412 (128%)
New Mexico--District Court.....						3,616 (12%)	5,227 (15%)	1,351 (3%)	3,501 (9%)	
New York--Supreme Court and County Family Court.....						-4,910 (-4%)	1,932 (2%)	(k)	1,280 (2%)	
North Carolina--District Court....			22,629 (15%)	32,456 (19%)	15,604 (8%)	90,196 (59%)	14,469 (6%)	15,778 (6%)	-1,848 (-1%)	
North Dakota--District Court.....						5,382 (2%)	19,845 (9%)	19,465 (8%)	15,428 (6%)	
Ohio--Court of Common Pleas.....						1,200 (19%)	1,376 (18%)	969 (11%)	1,095 (11%)	
Oklahoma--District Court.....						-5,253 (-2%)	5,020 (2%)	5,169 (2%)	1,903 (1%)	
Oregon--Circuit Court.....						2,709 (2%)	11,840 (7%)	8,614 (5%)	4,116 (2%)	
Tax Court.....	-13 (-6%)	-1,467 (7%)	48 (27%)	75 (34%)	84 (57%)	8,786 (19%)	-2,502 (-4%)	7,446 (14%)	2,220 (4%)	
Rhode Island--Superior Court.....						51 (22%)	33 (18%)	-10 (7%)	-26 (19%)	-90 (-45%)
District Court.....			597 (2%)	4,479 (17%)	2,118 (7%)	191 (3%)	-392 (-6%)	454 (7%)	292 (4%)	
Family Court.....						-4,309 (-13%)	-540 (-2%)	710 (2%)	2,390 (8%)	
Tennessee--Circuit Court.....	-3,959 (-9%)	-784 (-2%)	1,709 (5%)	3,761 (9%)	3,214 (7%)	531 (12%)	552 (11%)	-533 (9%)	683 (13%)	
Law and Equity Court.....	108 (4%)	664 (21%)	796 (21%)	592 (13%)	-616 (-12%)	768 (2%)	2,105 (4%)	-84 (0%)	1,780 (4%)	8,520 (20%)
Chancery Court.....	-447 (3%)	1,175 (6%)	3,018 (16%)	3,255 (17%)	3,327 (13%)	281 (6%)	-381 (8%)	-598 (13%)	332 (9%)	1,178 (39%)
Texas--District Court and Criminal District Court.....						1,429 (5%)	1,421 (5%)	244 (1%)	1,873 (6%)	15,689 (94%)
Utah--District Court.....		1,608 (9%)	1,387 (7%)	**	**	7,713 (3%)	12,734 (5%)	10,792 (4%)	15,857 (5%)	
Vermont--Superior Court.....						-496 (-2%)	1,477 (6%)	1,532 (6%)	-1,031 (-4%)	
District Court.....						416 (7%)	-90 (-1%)	291 (4%)	-135 (-2%)	
Virginia--Circuit Court.....						-2,605 (-17%)	-2,232 (-17%)	-23 (0%)	504 (5%)	
Washington--Superior Court.....						-1,038 (-2%)	3,709 (6%)	4,290 (6%)	3,366 (5%)	
Wisconsin--Circuit Court and County Court.....						3,662 (4%)	4,675 (5%)	4,946 (5%)	8,374 (8%)	
Wyoming--District Court.....						16,037 (8%)			10,234 <sup>k</sup> (5%)	
						-6 (0%)	1,063 (13%)	2,539 (28%)	676 (6%)	
<b>Criminal cases</b>										
Alabama--Circuit Court.....						-311 (-1%)	-1,323 (-5%)	-817 (-3%)	976 (4%)	
Alaska--Superior Court.....						-84 (-8%)	91 (9%)	108 (10%)	-116 (-10%)	
Arizona--Superior Court.....						251 (2%)	-682 (-5%)	774 (6%)	-190 (-1%)	
Arkansas--Circuit Court.....						-174 (-1%)	961 (7%)	510 (4%)	582 (4%)	
California--STATE TOTAL.....						1,016 (0%)	29,361 (4%)	-12,685 (-2%)	10,133 <sup>l</sup> (1%)	
Superior Court.....						-226 (0%)	-269 (0%)	916 (2%)	-1,797 <sup>l</sup> (-3%)	
Justice Court.....	1,205 (1%)	3,364 (4%)	3,460 (4%)	962 (1%)	-736 (-1%)	-13,481 (-14%)	-11,890 (-14%)	-8,473 (-12%)	488 (1%)	-27,911 (-30%)
Municipal Court.....	-3,949 (-1%)	6,034 (1%)	-4,045 (-1%)	6,324 (1%)	32,593 (6%)	14,723 (2%)	41,520 (6%)	-5,128 (-1%)	11,442 (2%)	99,514 (17%)
Colorado--District Court and Denver Superior Court.....						-235 (-2%)	1,356 (9%)	-665 (-4%)	262 (2%)	
Connecticut--STATE TOTAL.....						-4,346 (-4%)	-33 (-1%)	-651 (-14%)	10,172 (11%)	
Superior Court.....						-386 (-8%)	-33 (-1%)	-651 (-14%)	(a)	
Court of Common Pleas.....						-4,313 (-5%)	433 (0%)	(a)	(a)	
Delaware--Superior Court.....	396 (19%)	1,522 (61%)	-969 (-24%)	135 (4%)	910 (29%)	-301 (-7%)	311 (8%)	804 (20%)	657 (20%)	857 (41%)
Court of Common Pleas.....	460 (15%)	160 (4%)	340 (9%)	478 (12%)	667 (15%)	501 (10%)	563 (10%)	209 (3%)	877 (13%)	4,255 (135%)
Municipal Court of Wilmington....	227 (4%)	1,046 (16%)	750 (10%)	-641 (8%)	950 (12%)	-31 (0%)	786 (9%)	-647 (-7%)	261 (3%)	2,701 (42%)

District of Columbia--Superior Court.....						-1,967 (-6%)	-2,916 (-9%)	-704 (-2%)	1,072 (4%)	
Florida--Circuit Court.....						-16,056 (-19%)	26,360 (40%)	3,316 (4%)	-4,030 (-4%)	
Hawaii--Circuit Court.....						58 (3%)	-36 (-2%)	105 (5%)	704 (34%)	
Idaho--STATE TOTAL.....						-4,112 (-12%)	-1,046 (-3%)	-225 (-1%)	817 (3%)	
District Court.....						285 (9%)	-55 (-2%)	-211 (-6%)	-86 (-3%)	
Magistrates Division.....						4,397 (14%)	-991 (-4%)	-14 (0%)	903 (3%)	
Illinois--Circuit Court.....						-78,188 (-13%)	-778 (0%)	-1,359 (0%)	64,001 (12%)	
Iowa--District Court.....								-13,339 (-7%)	20,995 (12%)	
Kansas--District Court.....	19 (0%)	335 (60%)	-201 (-4%)	584 (11%)	683 (11%)	529 (8%)	(a)	(a)	(a)	(a)
Kentucky--Circuit Court.....						-1,532 (-12%)	3,838 (34%)	-3,541 (-26%)	380 (4%)	
Maine--Superior Court.....						-2,201 (-25%)	-395 (-6%)	-694 (-11%)	-19 (0%)	
Maryland--Circuit Court.....						4,607 (15%)	9,283 (27%)	-7,508 (-17%)	2,794 (8%)	
Massachusetts--Superior Court Department.....						2,025 (-6%)	-2,254 (-6%)			
Michigan--Circuit Court.....						-1,150 (-4%)	-254 (-1%)	(1)	(1)	
Minnesota--District Court.....						928 (12%)	1,093 (12%)	666 (7%)		
Missouri--Circuit Court and Court of Common Pleas.....										
District Court.....						-877 (-6%)	1,892 (13%)	1,419 (9%)		
Court of Common Pleas.....						320 (2%)	50 (0%)	890 (5%)	(a)	
Nebraska--District Court.....						573 (9%)	-654 (-9%)	-390 (-6%)	-1,302 (-21%)	
New Hampshire--Superior Court.....	282 (8%)	1,064 (30%)	188 (4%)	292 (6%)	1,176 (23%)	110 (2%)	561 (9%)	144 (2%)	-994 (-14%)	2,823 (85%)
New Jersey--Superior Court and County Court.....	5,096 (22%)	4,269 (15%)	-3,311 (-10%)	-797 (-3%)	3,467 (12%)	180 (1%)	-2,642 (-8%)	-1,954 (-7%)	-1,943 (-7%)	2,365 (10%)
New Mexico--District Court.....						-65 (-1%)	-50 (-1%)	293 (6%)	340 (7%)	
New York--Supreme Court and County Court.....						-4,095 (-11%)	-264 (-1%)	111 (0%)	-700 (-2%)	
North Carolina--Superior Court.....						2,066 (5%)	4,269 (10%)	6,877 (15%)		
District Court.....						-958 (-2%)	-1,283 (-2%)	2,014 (4%)	3,313 (6%)	
North Dakota--District Court.....						-25 (-2%)	32 (3%)	-26 (-2%)	-36 (-3%)	
Ohio--Court of Common Pleas.....						966 (4%)	3,661 (15%)	2,772 (10%)		
District Court.....						-1,027 (-3%)	308 (1%)	740 (2%)	1,969 (6%)	
Oklahoma--District Court.....						-1,856 (-3%)	3,708 (7%)	59 (0%)	961 (2%)	
Oregon--Circuit Court.....						120 (1%)	-311 (-2%)	1,923 (13%)	546 (3%)	
Pennsylvania--Court of Common Pleas.....										
District Court.....						-5,152 (-8%)	4,969 (8%)	11,094 (16%)		
Rhode Island--Superior Court.....						-1,839 (-2%)	-2,974 (-4%)	-496 (-1%)	1,203 (2%)	
District Court.....						-388 (-10%)	-124 (-4%)	28 (1%)	401 (13%)	
Tennessee--Circuit Court and Criminal Court.....						7,740 (19%)	3,257 (7%)	-8,129 (-16%)	-14,510 (-35%)	1,361 (5%)
Texas--District Court and Criminal District Court.....	992 (5%)	-1,778 (-8%)	1,849 (9%)	4,630 (21%)	-121 (0%)	3,147 (12%)	453 (1%)	-1,914 (-6%)	-823 (-3%)	6,435 (31%)
Utah--District Court.....										
District Court.....						-2,385 (-3%)	3,521 (4%)	4,385 (5%)	6,253 (7%)	
Vermont--STATE TOTAL.....						425 (16%)	284 (9%)	92 (3%)	-1,048 (-30%)	
Superior Court.....						33 (0%)	1,072 (6%)	1,210 (7%)	379 (-2%)	
District Court.....						15 (34%)	12 (20%)	9 (13%)	10 (-12%)	
Virginia--Circuit Court.....						18 (0%)	1,060 (6%)	1,199 (7%)	-369 (-2%)	
Washington--Superior Court.....						1,199 (3%)	6,823 (16%)	3,417 (7%)	2,037 (4%)	
Wisconsin--Circuit Court and County Court.....						5 (0%)	88 (1%)	137 (1%)	946 (7%)	
Wyoming--District Court.....						6,840 (10%)			11,460 (27%)	
District Court.....						-300 (-18%)	-45 (-4%)	120 (9%)	209 (15%)	
<b>Juvenile Cases</b>										
Alaska--Superior Court.....						-124 (-9%)	-27 (-2%)	-187 (-13%)	56 (4%)	
California--Superior Court.....						30,185 (39%)	-131 (0%)	-2,559 (-2%)	-719 (-1%)	
Colorado--District Court and Denver Juvenile Court.....						959 (6%)	-11 (0%)	704 (4%)	849 (5%)	
Connecticut--STATE TOTAL.....						-1,533 (-10%)	-1,123 (-8%)	1,255 (9%)	1,887 (13%)	
Superior Court.....						(a)	(a)	(a)	(a)	
Juvenile Court.....						-1,533 (-10%)	-1,123 (-8%)	1,255 (9%)	(a)	
District of Columbia--Superior Court.....						-365 (-5%)	-1,102 (-15%)	95 (1%)	-761 (-12%)	
Florida--Circuit Court.....						1,566 (2%)	11,894 (18%)	452 (1%)	-1,138 (-1%)	

(continued on next page)

TABLE 48:  
Number and percent change in filed cases (total, civil, criminal, and juvenile cases) year to year and for 10-year period for trial courts, 1970-1979  
Trial courts reporting five or more years of cases filed data. (continued)

State and court title	Number and percent change in cases filed									
	1970 to 1971	1971 to 1972	1972 to 1973	1973 to 1974	1974 to 1975	1975 to 1976	1976 to 1977	1977-1978	1978-1979	1970 to 1979
<b>Juvenile Cases (continued)</b>										
Hawaii--Circuit Court.....						-376 (-5%)	712 (10%)	-319 (-4%)	503 (6%)	
Idaho--STATE TOTAL.....						404 (5%)	-194 (-2%)	182 (2%)	88 (1%)	
District Court.....						-16 (-94%)	2 (0%)	-2 (0%)	1 (0%)	
Magistrates Division.....						420 (6%)	-196 (-2%)	184 (2%)	87 (1%)	
Illinois--Circuit Court.....						-2,252 (-8%)	-45 (0%)	3,497 (14%)	1,143 (4%)	
Iowa--District Court.....						-13 (0%)	387 (7%)	136 (2%)	-959 (-15%)	
Maryland--STATE TOTAL.....						1,163 (4%)	-1,631 (-6%)	-2,136 (-8%)	867 (3%)	
Circuit Court.....						-25 (0%)	-1,483 (-6%)	-1,331 (-6%)	981 (4%)	
District Court.....	-237 (-14%)	-257 (-17%)	328 (27%)	542 (35%)	89 (4%)	1,188 (64%)	-148 (-5%)	-805 (-2%)	-114 (-5%)	268 (16%)
Missouri--Circuit Court and Court of Common Pleas.....			652 (4%)	724 (4%)	1,590 (9%)	-1,822 (-10%)	-195 (-1%)	1,829 (11%)	-1,270 (-7%)	
New Jersey--Juvenile and Domestic Relations Court.....	3,277 (6%)	5,235 (10%)	5,036 (8%)	8,483 (13%)	10,322 (14%)	1,827 (2%)	-2,241 (-3%)	10,137 (12%)	16,285 (18%)	58,361 (116%)
New Mexico--District Court.....						-195 (-4%)			348 (9%)	
New York--Family Court.....						3,339 (7%)	-1,432 (-3%)	1,378 (3%)	-888 (-2%)	
North Dakota--District Court.....						146 (17%)	-27 (-3%)	4,735 (486%)	101 (2%)	
Ohio--Court of Common Pleas.....						-4,946 (-2%)	13,454 (7%)	7,743 (4%)	-554 (0%)	
Oklahoma--District Court.....						-39 (0%)	634 (8%)	-765 (-8%)	-818 (-10%)	
Oregon--STATE TOTAL.....						2,144 (19%)	941 (7%)	3 (0%)	1,011 (7%)	
Circuit Court.....						2,165 (19%)	960 (7%)	93 (1%)	1,050 (7%)	
County Court.....						-21 (-8%)	-19 (-8%)	90 (40%)	-39 (-29%)	
Pennsylvania--Court of Common Pleas.....			2,324 (9%)	8,026 (30%)	4,762 (14%)	-2,798 (-7%)	-1,470 (-4%)	1,751 (5%)	2,320 (6%)	
Rhode Island--Family Court.....						-317 (-5%)	-675 (-10%)	1,127 (19%)	1,269 (18%)	
South Dakota--Circuit Court.....						0 (0%)	-691 (-16%)	(1)	(1)	
Texas--STATE TOTAL.....						-69,902 (-85%)	464 (4%)	749 (6%)	-702 (-5%)	
District Court and Criminal District County Court.....						-69,971 (-86%)	110 (1%)	1,188 (11%)	-944 (-8%)	
County Court at Law and Constitutional Court.....						-231 (-15%)	354 (27%)	-439 (-27%)	242 (20%)	
Utah--Juvenile Court.....						202 (1%)	457 (2%)	885 (4%)	2,149 (9%)	
Vermont--District Court.....						52 (5%)	18 (2%)	59 (6%)	2 (0%)	
Washington--Superior Court.....						1,504 (13%)	1,391 (10%)	2,582 (17%)	3,430 (20%)	



Note: All available data are included in the table. Blank spaces indicate that data were not available. The courts listed in this table represent those courts which reported five or more years of cases filed data.

-- = Not applicable.

\*\*The missing data for Utah in 1974 was a result of a change from fiscal to calendar year reporting.

<sup>a</sup>Court jurisdiction:

Connecticut--In 1979, the Court of Common Pleas and the Juvenile Court were abolished and their jurisdiction was transferred to the Superior Court.  
Kansas--District Court--In the middle of the 1977 court year, all the trial courts in Kansas except the Municipal Court were consolidated. The full impact of the consolidation is reflected in the data given in 1978.  
Missouri--Circuit Court--In 1979, all seven trial courts in Missouri were combined into the Circuit Court.

<sup>b</sup>Data are not complete:

Arizona--Superior Court-- Civil --Data footnoted contained incomplete figures for mental health cases in 1976 and adoption in 1978 and 1979.  
Total cases--In addition to the civil data missing as explained above, incomplete data were reported for juvenile cases for two court locations in all years but 1975.  
Arkansas--Court of Common Pleas--Total cases and civil --No data were reported for two court locations in 1977 or one location in 1978.  
California--Superior Court--One court location did not report data for six months of 1979.  
Colorado--Denver Probate Court--Total cases and civil cases--No estate data were available for three months of 1977.  
Delaware--Court of Common Pleas--(1978 only)--Other civil miscellaneous cases are missing from the data reported by the court located in New Castle County for six months.  
Kansas--District Court--(1978 only)--Figures do not include other estate cases.  
Maryland--Circuit Court--Figures for total cases do not include sentence review only cases. Criminal cases do not include sentence review only cases or adult offenses against juveniles.  
Michigan--Circuit Court--In 1978 no data were available for one court, six other courts reported total cases filed only. Three courts reported no data for 1979.  
Minnesota--District Court--No data were available for juvenile cases filed in this court.  
New Mexico--District Court--Total cases--No juvenile data were available for 1977.  
New York--Family Court--No data were reported for one court location in 1978. In 1979, no data were reported for December by one court.  
North Dakota--Circuit Court-- Juvenile --Figure given for 1978 does not include other juvenile cases filed and therefore is not comparable to the other juvenile data given for this court on the table.  
South Dakota--Circuit Court-- Juvenile --Figure given for 1978 does not include other juvenile cases filed and therefore is not comparable to the other juvenile data given this court on this table.  
Vermont--Superior Court and District Court--Total cases and criminal --Figures for 1979 for criminal cases for these courts do not include sentence review only cases, jurisdiction recently added to these courts.

<sup>J</sup>Explanation of data included in the category:

Colorado--District Court and Denver Superior and Juvenile Courts--Post judgment actions on civil adoption, paternity, and support cases are included in the juvenile caseload figures.

Rhode Island--District Court-- criminal --Also included in these figures are the traffic cases handled by the court.

<sup>K</sup>Additional information:

Alabama--Circuit Court--Total cases--This court was given jurisdiction over juvenile cases in 1978.

Connecticut--Superior Court--No data are included for cases disposed by the Appellate Session of Superior Court.

District of Columbia--Superior Court--Total cases--Between 1978 and 1979, most of the traffic jurisdiction of this court was transferred to an administrative agency.

Illinois--Circuit Court--Total cases--In 1978, the court started to include the number of parking tickets filed in Cook County in its caseload.

New York--Supreme Court and County Court--Total cases and civil --Starting in 1978, the court did not include uncontested matrimonial cases as a part of the data it reported.

Rhode Island--District Court--Total cases--These figures include only those traffic cases handled in the court. The remainder are handled by the Administrative Adjudication Division of the State Department of Transportation.

Wisconsin--The County Court was abolished and its jurisdiction was transferred to the Circuit Court in 1979.

**CONTINUED**

**2 OF 6**

## Part II State court statistical profiles

## Part II State court statistical profiles

The following section begins with blank prototypes of the three different types of tables that make up the profile of the court system of each state. The first prototype is a diagram depicting the organization of the courts within a state, including number of judges and number of courts, their jurisdictions and routes of appeal. The second and third prototype tables provide the reader with an outline of the case categories into which actual data from appellate and trial courts have been classified.

Following the blank prototypes are the state statistical profiles, which contain the actual court caseload statistics. State profiles are arranged in alphabetical order by state name with the organization chart for the state court system presented first, followed by the statistical profiles for the court(s) of last resort, intermediate appellate court(s) (if any), general jurisdiction court(s), and limited or special jurisdiction court(s) (if any).

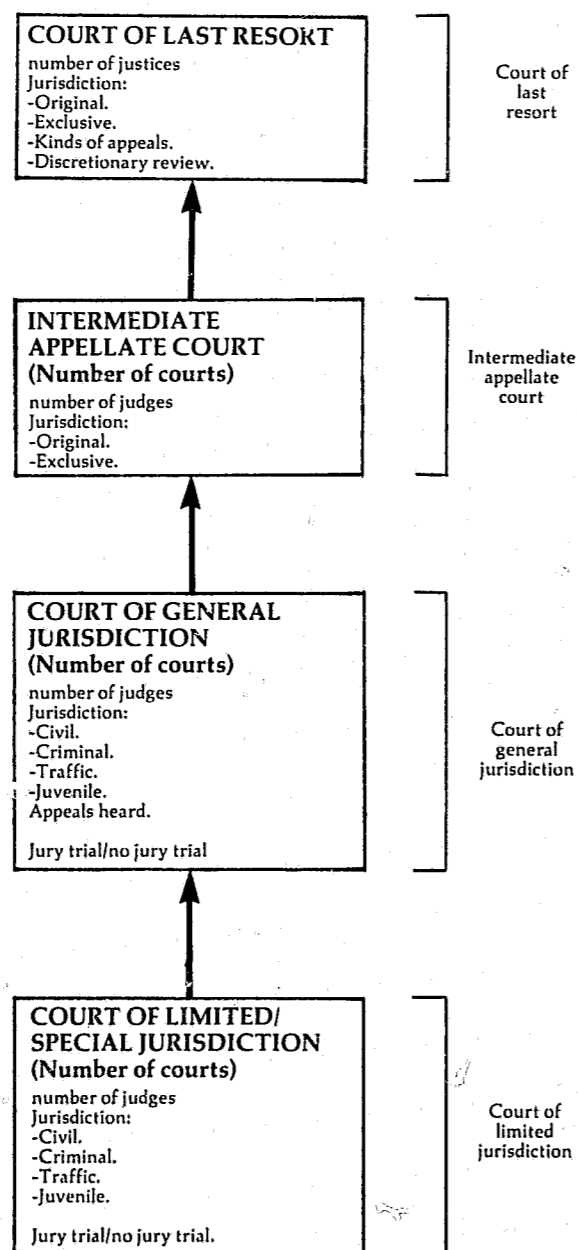
The statistical profile for each court is the basic source document used in compiling the summary tables in Part I. Along with the name of the court, the level of the court, the number of court divisions, the number of judges, and the time span covered by the data, each profile shows the actual caseload data reported by that court.

Data are classified into the general categories chosen by the NCSP as being most representative of the kinds of data reported by the states. For example, a divorce action reported by a trial court is displayed as a "marriage dissolution" case under the general heading of "domestic relations" for "civil" caseload. CSIM classifications are shown in the prototypes and appear in boldface on the statistical profiles.

Footnotes are used in these statistical profiles to explain any peculiarities regarding the data as reported by each court and to qualify data, as necessary, when transferred from the statistical profiles to the summary tables in Part I. Standard footnote headings, as indicated on the prototypes, have been adopted for use in this report and will continue to be used in the annual report series. These standard headings give the subject matter of the footnote. If further explanation is needed, informational statements are provided on the profiles under the standard footnote heading.

In Part II the source of data is indicated at the bottom of each state court profile. A complete listing of sources is included in Appendix B.

STATE COURT SYSTEM, 1979



↑ Indicates route of appeal.

STATE NAME, COURT NAME  
Court of last resort or intermediate appellate court  
Number of court divisions, Number of judges  
Time period covered

	Beginning pending	Filed	Disposed	End pending
<b>Cases:</b>				
<b>Appeals:</b>				
Civil .....				
Criminal .....				
Postconviction remedy .....				
Appeal of administrative agency case .....				
Juvenile .....				
Total appeals .....				
<b>Other cases:</b>				
<b>Original proceedings:</b>				
Original jurisdiction .....				
Disciplinary matter .....				
Advisory opinion .....				
Total .....				
<b>Requests to appeal:</b>				
Civil .....				
Criminal .....				
Postconviction remedy .....				
Appeal of administrative agency case .....				
Juvenile .....				
Total .....				
Sentence review only .....				
Total other cases .....				
Total cases .....				

<b>Other proceedings:</b>				
Rehearing requests .....				
Other matters .....				
Total other proceedings .....				

	Manner of disposition						Disposition of cases				
	Opinion	Memorandum decision	Order	Dismissed/withdrawn/settled	Transferred	Other	Civil	Criminal	Post conviction	Juvenile	Sentence review only
<b>Appeals:</b>											
Civil .....							Opinion:	Affirmed .....			
Criminal .....							Modified .....				
Postconviction .....							Reversed .....				
Agency .....							Reversed and remanded .....				
Juvenile .....							Remanded .....				
Total .....							Memorandum decision:	Affirmed .....			
<b>Original proceedings:</b>											
Original jurisdiction ..							Modified .....				
Disciplinary matter ....							Reversed .....				
Advisory opinion .....							Reversed and remanded .....				
Total .....							Remanded .....				
<b>Requests to appeal:</b>											
Civil .....							Order:	Affirmed .....			
Criminal .....							Modified .....				
Postconviction .....							Reversed .....				
Agency .....							Reversed and remanded .....				
Juvenile .....							Remanded .....				
Total .....											
Sentence review only .....											
Total cases .....											

	Time interval data <sup>n</sup> (months/days)											
	Notice of appeal to ready for hearing			Ready for hearing to under advisement (submitted or oral argument completed)			Under advisement (submitted or oral argument completed) to decision			Notice of appeal to decision		
	Number of cases	Mean	Median	Number of cases	Mean	Median	Number of cases	Mean	Median	Number of cases	Mean	Median
<b>Appeals:</b>												
Civil .....												
Criminal .....												
Postconviction .....												
Agency .....												
Juvenile .....												
Total .....												
<b>Original proceedings:</b>												
Original jurisdiction .....												
Disciplinary matter .....												
Advisory opinion .....												
Total .....												
Sentence review only .....												

(continued on next page)

Disposition of other cases

	Opinion		Memorandum decision		Order	
	Granted	Denied	Granted	Denied	Granted	Denied
Original proceedings:						
Original jurisdiction .....						
Disciplinary matter .....						
Advisory opinion .....						
Total .....						
Requests to appeal:						
Civil .....						
Criminal .....						
Postconviction .....						
Agency .....						
Juvenile .....						
Total .....						
Total other cases .....						

Age of pending caseload (days)

	Not ready for hearing			Ready for hearing	Under advisement (submitted or oral argument completed)			Average age of pending caseload
	Awaiting court reporter's transcript	Awaiting appellant's brief	Awaiting respondent's brief		0-90 days	91-180 days	Over 180 days	
	0-60 days	61-120 days	Over 120 days	0-90 days	91-180 days	Over 180 days		

Appeals:

Civil .....
Criminal .....
Postconviction .....
Agency .....
Juvenile .....
Total .....
Original proceedings:
Original jurisdiction .....
Disciplinary matter .....
Advisory opinion .....
Total .....
Requests to appeal:
Civil .....
Criminal .....
Postconviction .....
Agency .....
Juvenile .....
Total .....
Sentence review only .....
Total cases .....

Boldface headings indicate the classifications used by the CSIM project.  
 Blank space = Not enough information is known. The case category may or may not be handled by the court.  
 N/A = This case type is handled by the court, but the data are unavailable.  
 X = The data for this case type are known to be included in the total but were not available by category.  
 -- = Not applicable.

- aCourt jurisdiction.
- bParticular court or reporting system information.
- cJudge information.
- eCases not included in the total to avoid double counting.
- fBeginning pending figure for the 1979 court year does not equal the end pending figure for the 1978 court year.
- gChange in pending does not equal the difference between filings and dispositions.
- hFigure was computed.
- iData are not complete.
- jExplanation of data included in the category.
- kAdditional information.
- lSpecial source or revision in data.
- mInformation on disposition type or trial data.
- nInformation on time interval or age of pending caseload data.

Source:

STATE NAME, COURT NAME  
 Court of general jurisdiction or court of limited jurisdiction  
 Number of circuits or districts, Number of judges  
 Time period covered

	Beginning pending	Filed	Disposed	End pending
<b>Civil:</b>				
Law .....				
Tort:				
Auto tort .....				
Professional tort .....				
Product liability tort .....				
Other tort .....				
Total .....				
Contract .....				
Small claims .....				
Real property rights .....				
Equity .....				
Domestic relations:				
Marriage dissolution .....				
Support/custody .....				
Adoption .....				
Other domestic relations .....				
Total .....				
Estate:				
Probate/wills/intestate .....				
Guardianship/conservatorship/trusteeship .....				
Other estate .....				
Total .....				
Mental health .....				
Appeal:				
Appeal of administrative agency case .....				
Appeal of trial court case .....				
Total .....				
Extraordinary writ .....				
Postconviction remedy .....				
Other civil .....				
Total civil .....				
<b>Criminal:</b>				
Felony .....				
Misdemeanor .....				
Felony/misdemeanor .....				
Preliminary hearing .....				
Ordinance violation .....				
Appeal .....				
Extraordinary writ .....				
Postconviction remedy .....				
Sentence review only .....				
Other criminal .....				
Total criminal .....				
<b>Traffic:</b>				
DWI/DUI .....				
Other traffic violation .....				
Parking violation .....				
Total traffic .....				
<b>Juvenile:</b>				
Criminal-type offense .....				
Status offense .....				
Non-offense .....				
Other juvenile .....				
Total juvenile .....				
Grand total .....				

(continued on next page)

	Trial <sup>d</sup>		Age at disposition:	Time interval data <sup>n</sup> (days)	
	Jury	Non-jury		Number of Cases	Mean
<b>Civil<sup>d</sup>:</b>					
Law .....					
<b>Tort:</b>					
Auto tort .....					
Professional tort .....					
Product liability tort .....					
Other tort .....					
Total .....					
Contract .....					
Small claims .....					
Real property rights .....					
Equity .....					
<b>Domestic relations:</b>					
Marriage dissolution .....					
Support/custody .....					
Adoption .....					
Other domestic relations .....					
Total .....					
<b>Estate:</b>					
Probate/wills/intestate .....					
Guardianship/conservatorship/ ..					
trusteeship .....					
Other estate .....					
Total .....					
Mental health .....					
<b>Appeal:</b>					
Appeal of administrative .....					
agency case .....					
Appeal of trial court case .....					
Total .....					
Extraordinary writ .....					
Postconviction remedy .....					
Other civil .....					
Total civil .....					
<b>Criminal<sup>d</sup>:</b>					
Felony .....					
Misdemeanor .....					
Felony/misdemeanor .....					
Preliminary hearing .....					
Ordinance violation .....					
Appeal .....					
Extraordinary writ .....					
Postconviction remedy .....					
Sentence review only .....					
Other criminal .....					
Total criminal .....					
<b>Traffic:</b>					
DWI/DUI .....					
Other traffic violation .....					
Parking violation .....					
Total traffic .....					
<b>Juvenile:</b>					
Criminal-type offense .....					
Status offense .....					
Non-offense .....					
Other juvenile .....					
Total juvenile .....					
Grand total .....					

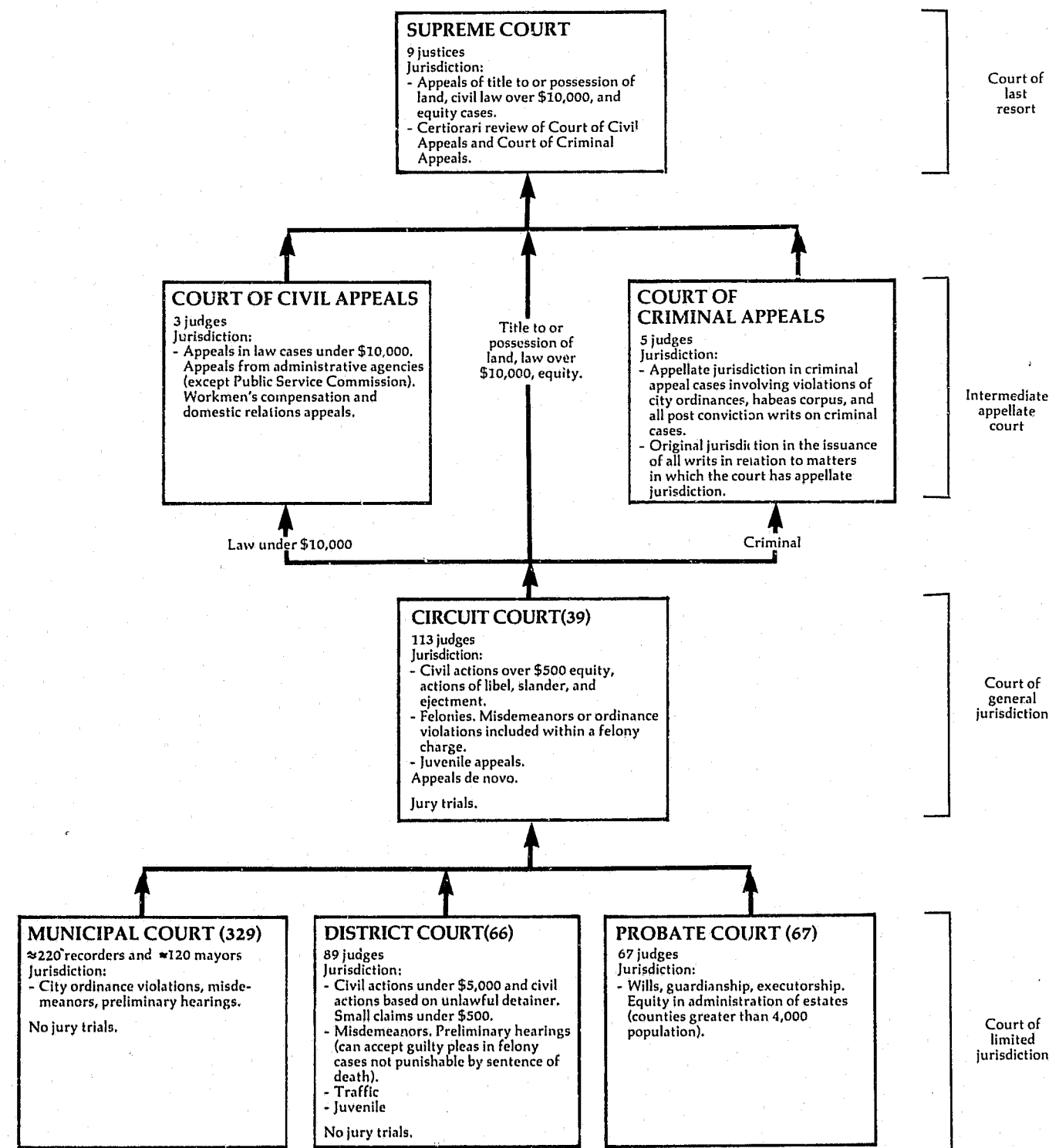
Civil <sup>d</sup> :	Civil dispositions									
	Uncontested/Default	Dismissed/ withdrawn/ settled	Transferred	Arbitration						
Law .....										
<b>Tort:</b>										
Auto tort .....										
Professional tort .....										
Product liability tort .....										
Other tort .....										
Total .....										
Contract .....										
Small claims .....										
Real property rights .....										
Equity .....										
<b>Domestic relations:</b>										
Marriage dissolution .....										
Support/custody .....										
Adoption .....										
Other domestic relations .....										
Total .....										
<b>Estate:</b>										
Probate/wills/intestate .....										
Guardianship/conservatorship/ ..										
trusteeship .....										
Other estate .....										
Total .....										
Mental health .....										
<b>Appeal:</b>										
Appeal of administrative .....										
agency case .....										
Appeal of trial court case .....										
Total .....										
Extraordinary writ .....										
Postconviction remedy .....										
Other civil .....										
Total .....										
	Criminal dispositions									
	Felony	Misdemeanor	Preliminary hearing	Ordinance violation	Appeal	Extraordinary writ	Postconviction	Sentence review	Other criminal	Total
<b>Jury trial:</b>										
Conviction .....										
Guilty plea .....										
Acquittal .....										
Dismissed .....										
<b>Non-jury trial:</b>										
Conviction .....										
Guilty plea .....										
Acquittal .....										
Dismissed .....										
Dismissed/nolle prosequi ..										
Bail forfeiture .....										
Bound over .....										
Transferred .....										
	Traffic dispositions									
			DWI/DUI	Other traffic violation	Parking	Total				
<b>Jury trial:</b>										
Conviction .....										
Acquittal .....										
<b>Non-jury trial:</b>										
Conviction .....										
Acquittal .....										
Guilty plea .....										
Dismissed/nolle prosequi ..										
Bail forfeiture .....										
Parking fines .....										
Transferred .....										
Other .....										

	Age of pending caseload (days)							Average age of pending cases
	0-30 days	31-60 days	61-90 days	91-180 days	181-360 days	361-720 days	Over 720 days	
<b>Civil:</b>								
Law .....								
Tort:								
Auto tort .....								
Professional tort .....								
Product liability tort .....								
Other tort .....								
Total .....								
Contract .....								
Small claims .....								
Real property rights .....								
Equity .....								
Domestic relations:								
Marriage dissolution .....								
Support/custody .....								
Adoption .....								
Other domestic relations .....								
Total .....								
Estate:								
Probate/wills/intestate .....								
Guardianship/conservatorship/trusteeship .....								
Other estate .....								
Total .....								
Mental health .....								
Appeal:								
Appeal of administrative agency case .....								
Appeal of trial court case .....								
Total .....								
Extraordinary writ .....								
Postconviction remedy .....								
Other civil .....								
Total civil .....								
<b>Criminal:</b>								
Felony .....								
Misdemeanor .....								
Felony/misdemeanor .....								
Preliminary hearing .....								
Ordinance violation .....								
Appeal .....								
Extraordinary writ .....								
Postconviction remedy .....								
Sentence review only .....								
Other criminal .....								
Total criminal .....								
<b>Traffic:</b>								
DWI/DUI .....								
Other traffic violation .....								
Parking violation .....								
Total traffic .....								
<b>Juvenile:</b>								
Criminal-type offense .....								
Status offense .....								
Non-offense .....								
Other juvenile .....								
Total juvenile .....								
Grand total .....								

Boldface headings indicate the classifications used by the CSIM project.  
 N/A = This case type is handled by the court, but the data are unavailable.  
 X = The data for this case type are known to be included in the total but were not available by category.  
 -- = Not applicable.  
 aCourt jurisdiction.  
 bParticular court or reporting system information.  
 cJudge information.  
 dCase definition or unit of count:  
 Civil definition.  
 Criminal case unit of count.  
 Jury trial definition.  
 Non-jury trial definition.  
 fBeginning pending figure for the 1979 court year does not equal the end pending figure for the 1978 court year.  
 gChange in pending does not equal the difference between filings and dispositions.  
 hFigure was computed.  
 iData are not complete.  
 jExplanation of data included in the category.  
 kAdditional information.  
 lSpecial source or revision in the data.  
 mInformation on disposition type or trial data.  
 nInformation on time interval or age of pending caseload data.

Source:

ALABAMA COURT SYSTEM, 1979



ALABAMA SUPREME COURT  
 Court of last resort  
 9 justices  
 October 5, 1978 to September 30, 1979

	Beginning pending	Filed	Disposed	End pending
<b>Cases:</b>				
<b>Appeals:</b>				
Appeals .....	0	362	X	0
Petitions for writs of certiorari granted .....	0	(66) <sup>e</sup>	X	0
Total appeals .....	0 <sup>k</sup>	362 (66) <sup>e</sup>	428 <sup>J</sup>	0
<b>Other cases:</b>				
<b>Original proceedings:</b>				
<b>Original jurisdiction:</b>				
Miscellaneous matters <sup>J</sup> .....	0	95 <sup>J</sup>	95 <sup>J</sup>	0
Advisory opinions .....	0	7	7	0
Total .....	0	102	102	0
<b>Requests to appeal:</b>				
Petitions for writ of certiorari .....	0	298	232 (66) <sup>e</sup>	0
Total other cases .....	0	400	334 (66) <sup>e</sup>	0
Total cases .....	0 <sup>k</sup>	762 (66) <sup>e</sup>	762 (66) <sup>e</sup>	0 <sup>k</sup>

Manner of disposition

Written opinion ..... 428

Boldface headings indicate the classifications used by the CSIM project.

N/A = This case type is handled by the court but the data are unavailable.

X = The data for this case type are known to be included in the total but were not available by category.

<sup>e</sup>Cases not included in the total to avoid double counting:

Petitions for writ of certiorari granted are not counted as disposed until the resulting appeal is disposed; a filing is not counted for the resulting appeal. These numbers of granted petitions for writ of certiorari are the figures appearing in the parentheses.

<sup>J</sup>Explanation of data included in the category:

The figure given for the number of appeals disposed represents the number of opinions written during the year.

Miscellaneous matters include prisoner petitions and requests to take the Bar Exam.

<sup>k</sup>Additional information:

Data are given on this profile only for cases already under submission. All cases submitted to the court are decided within the term year.

Source: The Administrative Director of the Courts, Alabama Judicial System Annual Report, 1978-79 (Montgomery, Alabama). Statistics are from the annual report and unpublished data except that totals have been computed where necessary.



ALABAMA COURT OF CIVIL APPEALS<sup>a</sup>  
Intermediate appellate court  
3 judges  
October 1978 to September 1979

	Beginning pending	Filed	Disposed	End pending
<b>Cases:</b>				
<b>Appeals:</b>				
<b>Civil:</b>				
Cases .....	155	419	370	204
Total appeals .....	155	419	370	204
<b>Other cases:</b>				
Original proceedings .....				
Requests to appeal .....				
Total other cases .....				
<b>Total cases .....</b>	<b>155</b>	<b>419</b>	<b>370</b>	<b>204</b>
<b>Other proceedings:</b>				
Rehearing requests .....	--	103 <sup>1</sup>	103 <sup>1</sup>	--
<b>Total other proceedings .....</b>	<b>--</b>	<b>103<sup>1</sup></b>	<b>103<sup>1</sup></b>	<b>--</b>

Manner of disposition

Written opinion .....	246
Without full written opinion .....	124

Disposition of appeals<sup>1</sup>

Opinion:

Affirmed .....	160
Reversed .....	64
Affirmed in part/reversed in part .....	16
Dismissed or extraordinary relief granted or denied .....	6

Time interval data (average weeks)

From filing notice of appeal to completing the record ..	9.0 <sup>1</sup>
From completing the record to appellant's brief .....	4.5 <sup>1</sup>
From appellant's brief to appellee's brief .....	3.5 <sup>1</sup>
From appellee's brief to oral arguments .....	9.5
From oral argument to written opinion released .....	3.0 <sup>1</sup>
From notice of appeal to written opinion .....	25.5

Boldface headings indicate the classifications used by the CSIM project.  
Blank space = Not enough information is known. The case category may or may not be handled by the court.  
-- = Not applicable.

<sup>a</sup>Court jurisdiction: Court has jurisdiction in civil appeal and appeal of administrative agency cases only. Figures for these two categories could not be separated for inclusion in this chart.

<sup>1</sup>Special source or revision in data: These data were supplied by the clerk of the court during data verification.

Source: The Administrative Director of Courts, Annual Report, 1978-79 (Montgomery, Alabama). Statistics are from the annual report and unpublished data except that totals have been computed where necessary, and additional data were supplied by the clerk of the court during data verification.

ALABAMA COURT OF CRIMINAL APPEALS<sup>a</sup>  
Intermediate appellate court  
5<sup>c</sup> judges  
October 1978 to September 1979

	Beginning pending	Filed	Disposed	End pending
<b>Cases:</b>				
<b>Appeals:</b>				
<b>Criminal:</b>				
Cases .....	622 <sup>jk</sup>	829 <sup>jl</sup>	758 <sup>j</sup>	502 <sup>jk</sup>
Total appeals <sup>j</sup> .....	622 <sup>jk</sup>	829 <sup>jl</sup>	758 <sup>j</sup>	502 <sup>jk</sup>
<b>Other cases:</b>				
Original proceedings .....	(j)	(j)	191	(j)
Requests to appeal:				
Notice of appeal .....	(j)	(j)	(j)	(j)
Total other cases .....	(j)	(j)	191 <sup>1</sup>	(j)
<b>Total cases<sup>i</sup> .....</b>	<b>622<sup>ik</sup></b>	<b>829<sup>i</sup></b>	<b>949<sup>i</sup></b>	<b>502<sup>jk</sup></b>

Manner of disposition

Opinion .....	400
Without opinion .....	358
Decided en banc .....	192

Disposition of cases<sup>1</sup>

Affirmed .....	619
Reversed and remanded .....	70
Remanded with directions .....	11
Reversed and rendered .....	18
Dismissed .....	5
Petition denied .....	35
Cases decided en banc (original proceedings) ...	191

Boldface headings indicate the classifications used by the CSIM project.  
Blank space = Not enough information is known. The case category may or may not be handled by the court.

<sup>a</sup>Court jurisdiction: Court has jurisdiction in criminal appeal cases only.

<sup>c</sup>Judge information: There are in addition three supernumerary judges assigned to this court.

<sup>i</sup>Data are not complete: Total cases do not include petitions disposed of in the clerk's office at the direction of the court. Other cases disposed do not include notice of appeal cases.

<sup>j</sup>Explanation of data included in the category: Total appeals pending and filed include original proceedings and notice of appeal cases as well as appeals. Total appeals disposed includes notice of appeal cases.

<sup>k</sup>Additional information: Pending includes cases pending on certiorari in the Supreme Court of Alabama and the Supreme Court of the United States, cases on motions for new trial in trial courts, and those in which appeals have not been perfected (all necessary documents filed).

<sup>1</sup>Special source or revision in data: Manner of disposition and disposition of cases data were provided by the clerk of court during data verification.

Source: The Administrative Director of Courts, Annual Report, 1978-79 (Montgomery, Alabama). Statistics are from the annual report except that totals have been computed where necessary, and additional data were supplied by the clerk of the court during data verification.

ALABAMA CIRCUIT COURT  
Court of general jurisdiction  
39 circuits, 113 judges  
October 1, 1978 to September 30, 1979

	Beginning pending	Filed	Disposed	End pending
<b>Civil<sup>d</sup>:</b>				
Domestic relations .....	N/A	46,809	48,832	N/A
Other civil <sup>j</sup> .....	N/A	26,302 <sup>j</sup>	25,312 <sup>j</sup>	N/A
Total civil .....	N/A	73,111	74,144	N/A
<b>Criminal<sup>d</sup>:</b>				
Total criminal <sup>j</sup> .....	N/A	24,302 <sup>j</sup>	24,552 <sup>j</sup>	N/A
<b>Juvenile:</b>				
Total juvenile .....	N/A	21,025	20,138	N/A
<b>Grand total .....</b>	<b>N/A</b>	<b>118,438</b>	<b>118,834</b>	<b>N/A</b>

Criminal	Trial <sup>d</sup>		
	Jury	Non-jury	Total
.....	1,567	5,715	7,282

Boldface headings indicate the classifications used by the CSIM project.  
N/A = This case type is handled by the court but the data are unavailable.  
X = The data for this case type are known to be included in the total but were not available by category.

<sup>d</sup>Case definition or unit of count:

A civil case is counted with the filing of a petition or complaint.  
The criminal case unit of count is the number of defendants on the indictment.  
A trial is counted if tried to completion.

<sup>j</sup>Explanation of data included in the category:  
Other civil figures include law, auto tort, and civil appeals cases.  
Criminal cases include felonies and criminal appeals.

Source: The Administrative Director of Courts, Annual Report, 1978-79 (Montgomery, Alabama). Statistics are from the annual report except that totals have been computed where necessary.

ALABAMA DISTRICT COURT  
Court of limited jurisdiction  
66 courts, 89 judges  
October 1, 1978 to September 30, 1979

	Beginning pending	Filed	Disposed	End pending
<b>Civil<sup>d</sup>:</b>				
Small claims .....	N/A	85,330	89,188	N/A
Other civil:				
Civil .....	N/A	44,776	46,103	N/A
Total civil .....	N/A	130,106	135,291	N/A
<b>Criminal<sup>d</sup>:</b>				
Other criminal:				
State criminal .....	N/A	92,001	92,850	N/A
Municipal criminal .....	N/A	3,602	2,961	N/A
Total .....	N/A	95,603	95,811	N/A
Total criminal .....	N/A	95,603	95,811	N/A
<b>Traffic:</b>				
Other traffic violation:				
State traffic .....	N/A	180,408	175,910	N/A
Municipal traffic .....	N/A	11,013	9,493	N/A
Total .....	N/A	191,421	185,403	N/A
Total traffic .....	N/A	191,421	185,403	N/A
<b>Juvenile:</b>				
Total juvenile .....	N/A	21,746	20,334	N/A
<b>Grand total .....</b>	<b>N/A</b>	<b>438,876</b>	<b>436,839</b>	<b>N/A</b>

Boldface headings indicate the classifications used by the CSIM project.  
X = The data for this case type are known to be included in the total, but were not available by category.  
N/A = This case type is handled by the court but the data are unavailable.

<sup>d</sup>Case definition or unit of count:

A civil case is counted with the filing of a petition or complaint.  
The criminal case unit of count is the number of defendants on the indictment or complaint.

<sup>j</sup>Data are not complete:  
The number of juvenile case filings, dispositions, and cases pending at the end of the year were not available, and therefore are not included in the grand total filing, disposition, and end pending figures.

Source: The Administrative Director of Courts, Annual Report, 1978-79 (Montgomery, Alabama). Statistics are from the annual report except that totals have been computed where necessary.

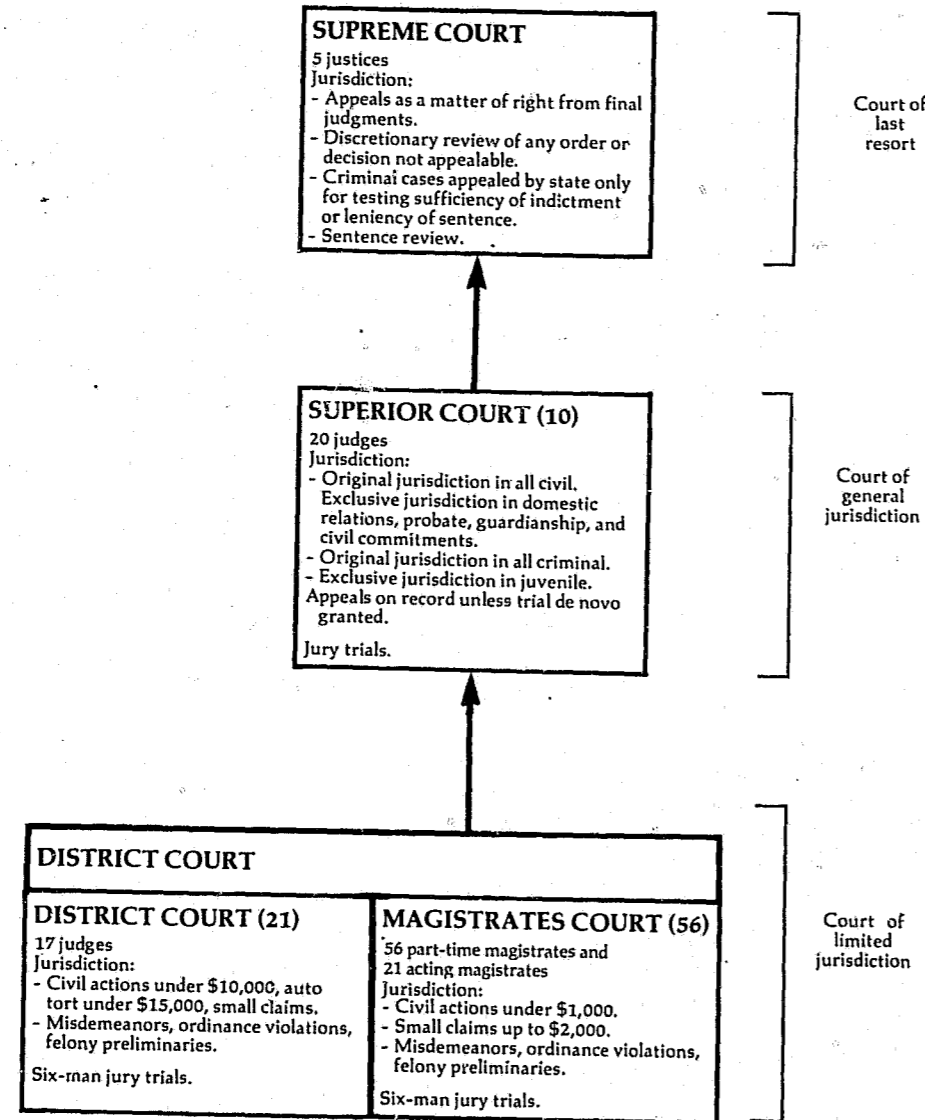
ALABAMA PROBATE COURT  
Court of limited jurisdiction  
67 courts, 67 judges  
October 1, 1978 to September 30, 1979

There were no data available for cases handled in the Probate Court in 1979.

ALABAMA MUNICIPAL COURT  
Court of limited jurisdiction  
329 courts; ~220 recorders, ~120 mayors  
October 1, 1978 to September 30, 1979

There were no data available for cases handled in the Municipal Court in 1979.

# ALASKA COURT SYSTEM, 1979



↑ Indicates route of appeal.

## ALASKA SUPREME COURT Court of last resort 5 justices January 1, 1979 to December 31, 1979

	Beginning pending	Filed	Disposed	End pending
<b>Cases:</b>				
<b>Appeals:</b>				
Civil	297	305	254	3469
Criminal	209	133	139	2009
<b>Total appeals</b>	<b>506</b>	<b>438</b>	<b>393</b>	<b>5469</b>
<b>Other cases:</b>				
<b>Original proceedings:</b>				
Original applications	6	37	36	7
<b>Requests to appeal:</b>				
Petitions for review	61	141	150	549
<b>Sentence review only:</b>				
Sentence appeal	51	40	55	399
<b>Total other cases</b>	<b>118</b>	<b>218</b>	<b>241</b>	<b>1009</b>
<b>Total cases</b>	<b>624</b>	<b>656</b>	<b>634</b>	<b>646</b>

	Appeals		Original proceedings	Requests to appeal	Sentence review only	Total cases
	Civil	Criminal				
Opinion and mandate	119	84	3	26	42	274
Memorandum opinion & judgment	19	15	0	0	2	36
Summary order	3	1	9	14	1	28
Dismissed by court or parties	113	39	4	30	10	196
Denied	--	--	20	80	--	100
<b>Total</b>	<b>254</b>	<b>139</b>	<b>36</b>	<b>150</b>	<b>55</b>	<b>634</b>

	Disposition of cases		Original jurisdiction	Requests to appeal	Sentence review only	Total
	Civil	Criminal				
<b>By opinion and mandate:</b>						
Affirmed	63	46	1	7	34	151
Affirmed in part/reversed in part	8	14	0	3	5	30
Reversed	7	3	0	9	0	19
Reversed and remanded	35	17	0	6	1	59
Remanded	6	4	0	1	2	13
Sentence too lenient	--	--	--	--	0	0
Bar disciplinary action	--	--	2	--	--	2
<b>By memorandum opinion and judgment:</b>						
Affirmed	18	12	0	0	1	31
Reversed	1	3	0	0	1	5
<b>By summary order:</b>						
Affirmed	0	1	1	4	0	6
Reversed or reversed and remanded	0	0	2	4	0	6
Other	3	0	6	6	1	16
<b>Total dispositions on the merits</b>	<b>141</b>	<b>100</b>	<b>12</b>	<b>40</b>	<b>45</b>	<b>338</b>
Review denied	--	--	20	80	--	100

### Status of pending caseload (12/31/79)

	Cases awaiting					
	Records	Briefs	Hearing	Decision	Mandate	Stayed
<b>Appeals:</b>						
Civil	70	106	20	130	12	8
Criminal	19	83	8	78	4	8
Original proceedings	0	2	0	4	1	0
Requests to appeal	0	8	3	43	0	0
Sentence review only	2	11	3	22	0	1
<b>Total</b>	<b>91</b>	<b>210</b>	<b>34</b>	<b>277</b>	<b>17</b>	<b>17</b>

### Time interval data<sup>0</sup> (average days)

	Civil appeal	Criminal appeal	Sentence review only
Notice of appeal to mandate	609	599	395
Notice of appeal to opinion publication	575 <sup>h</sup>	579 <sup>h</sup>	384 <sup>h</sup>
Notice of appeal to certification of record	104	124	64
Certification of record to completion of briefing	145	195	93
Completion of briefing to hearing or submission	89	73	11
Hearing or submission to opinion publication	237 <sup>h</sup>	187 <sup>h</sup>	216 <sup>h</sup>
Hearing or submission to circulating draft opinion	130	125	129
Circulating draft opinion to publication date	107	62	87
Publication date to mandate	34	20	11

(continued on next page)

Alaska Supreme Court (continued)

Boldface headings indicate the classifications used by the CSIM project.  
 -- = Not applicable.

<sup>9</sup>Change in pending does not equal the difference between filings and dispositions:  
 During the year, a number of cases are reclassified, for example, a criminal appeal may become a sentence review only case, and other cases, originally improperly classified, are corrected. The transfers between case categories account for the discrepancies in caseload.

<sup>h</sup>Figure was computed:

"Publication date to mandate" mean figure equals "notice of appeal to mandate" minus "notice of appeal to opinion publication."

"Hearing or submission to opinion publication" mean figure for time interval data equals the "hearing or submission to circulating draft opinion" plus "circulating draft opinion to opinion publication."

"Notice of appeal to opinion publication" is the sum of four major subcategories.

<sup>j</sup>Explanation of data included in the category:

Filed figures include cases filed and reinstated.

The number of civil and criminal appeals filed includes cross appeals filed.

Juvenile appeals relating to dependency are included with the civil appeals.

Juvenile appeals relating to criminal-type offenses are included with the criminal appeals category.

<sup>i</sup>Information on time interval or age of pending caseload data:

The analysis of time periods for disposition of appeals was done for 139 civil appeals, 107 criminal appeals, and 38 sentence review only cases, which together comprised all cases closed by opinion and mandate during 1979.

Source: Administrative Director of the Courts, Alaska Court System, 1979 Annual Report (Anchorage, Alaska: 1980); and the Annual Statistical Report of the clerk of the Supreme Court entitled "Annual Statistical Report 1979." Statistics are from the annual report and clerk's memo except that totals have been computed where necessary.

ALASKA SUPERIOR COURT  
 Court of general jurisdiction  
 4 districts, 10 courts, 20 judges  
 January 1, 1979 to December 31, 1979

	Beginning pending	Filed	Disposed	End Pending
<b>Civil:</b>				
<b>Tort:</b>				
Civil damage .....	X	860 <sup>h</sup>	X	X
<b>Contract:</b>				
Debts, contracts, and notes .....	X	1,487 <sup>h</sup>	X	X
<b>Real property rights:</b>				
Housing, real estate .....	X	274 <sup>h</sup>	X	X
<b>Domestic relations:</b>				
<b>Marriage dissolution:</b>				
Divorce .....	X	2,090 <sup>h</sup>	X	X
Dissolution of marriage .....	X	2,145 <sup>h</sup>	X	X
Total .....	X	4,235	X	X
<b>Support/custody:</b>				
Reciprocal support .....	X	880 <sup>h</sup>	X	X
Other <sup>j</sup> .....	X	330 <sup>h</sup>	X	X
Total .....	X	1,210 <sup>h</sup>	X	X
<b>Adoption:</b>				
Total .....	X	525 <sup>h</sup>	X	X
Total .....	X	5,970	X	X
<b>Estate:</b>				
<b>Probate/wills/intestate:</b>				
Estates .....	X	647 <sup>h</sup>	X	X
Probate waiver .....	X	87 <sup>h</sup>	X	X
Total .....	X	734 <sup>h</sup>	X	X
<b>Guardianship/conservatorship/trusteeship:</b>				
Guardianship .....	X	17 <sup>h</sup>	X	X
Protective .....	X	140 <sup>h</sup>	X	X
Total .....	X	157 <sup>h</sup>	X	X
<b>Other estate:</b>				
Total .....	X	17 <sup>h</sup>	X	X
Total .....	X	908 <sup>h</sup>	X	X
<b>Mental health:</b>				
Sanity .....	X	315 <sup>h</sup>	X	X
<b>Appeal:</b>				
<b>Appeal of administrative agency case:</b>				
Administrative review .....	X	196 <sup>h</sup>	X	X
<b>Other civil:</b>				
Other civil .....	X	1,056 <sup>h</sup>	X	X
Total civil .....	13,159	11,066	9,867	14,540 <sup>9</sup>
<b>Criminal:</b>				
<b>Felony:</b>	283	691	751	382 <sup>9</sup>
<b>Misdemeanor:</b>	N/A	17	X	N/A
<b>Appeal:</b>				
From District Court .....	N/A	52	X	N/A
To Supreme Court .....	N/A	103	X	N/A
Total .....	N/A	155	X	N/A
<b>Other criminal:</b>				
Probation revocation .....	N/A	181	X	N/A
Other .....	N/A	30	X	N/A
Total .....	N/A	211	335 <sup>1</sup>	N/A
Total criminal .....	283 <sup>1</sup>	1,074	1,086	382 <sup>9</sup>
<b>Juvenile:</b>				
<b>Criminal-type offense:</b>				
Delinquency .....	N/A	X	X	N/A
<b>Other juvenile:</b>				
Child in need of aid .....	N/A	X	X	N/A
Total juvenile .....	N/A	1,352	1,085	N/A
Grand total .....	13,442 <sup>1</sup>	13,492	12,038	15,257 <sup>9</sup>

**Trial<sup>d</sup>**

	Jury	Non-jury	Total
<b>Civil:</b>			
Domestic relations <sup>m</sup> ..	--	198	198
Other civil <sup>m</sup> .....	48	82	130
Total civil .....	48	280	328
<b>Criminal (felony)</b> .....	114	13	127
Total .....	162	293	455

**Civil dispositions<sup>m</sup>**

	Other civil <sup>m</sup>	Domestic relations <sup>m</sup>
Default .....	687	
Withdrawn .....	1,204	1,474
Dismissed (pretrial) .....	154	308
Dismissed .....	864	
Contested .....	--	3,237

**Criminal (felony) dispositions**

	Before trial	Jury trial	Non-jury trial
Guilty (convicted) .....	--	76	9
Guilty plea .....	414	2	0
Acquittal .....	--	29	4
Mistrial with dismissal ..	--	7	0
Dismissed .....	156	0	0
Change of venue .....	0	0	0
Complaint withdrawn .....	4	0	0
Other .....	50	0	0
Total .....	624	114	13

**Age of pending caseloads<sup>n</sup> (12/31/79) (days)**

	Average	Median
Domestic relations <sup>m</sup> .....	588	332
Probate <sup>m</sup> .....	891	676
Other civil <sup>m</sup> .....	670	637
Felony .....	435	363

(continued on next page)

Age at disposition <sup>d</sup> :	Time interval data (days)									
	Average	Median	0 to 30 days	31 to 60 days	61 to 90 days	91 to 120 days	121 to 180 days	181 to 365 days	366 to 730 days	Over 730 days
Domestic relations <sup>j</sup> ...	200	65	423	2,042	553	312	357	712	537	281
Probate <sup>j</sup> .....	448	81	N/A	N/A	N/A	N/A	N/A	N/A	N/A	N/A
Other civil.....	422	311	213	277	183	168	261	586	728	623
<b>Felony</b> .....	169	99	244	66	121	104	71	92	26	27

Age of pending caseload (12/31/79)(days)	Age of pending caseload (12/31/79)(days)								
	Under 90 days	91 to 180 days	181 to 365 days	366 to 545 days	546 to 730 days	731 to 910 days	911 to 1,095 days	Over 1,095 days	
Domestic relations <sup>m</sup> .....	823	531	756	427	310	333	262	867	
Other civil <sup>m</sup> .....	739	752	1,399	950	849	620	391	1,656	

Boldface headings indicate the classifications used by the CSIM project.  
 N/A = This case type is handled by the court, but the data are unavailable.  
 X = The data for this case type are known to be included in the total but were not available by category.  
 -- = Not applicable.

**<sup>d</sup>Case definition or unit of count:**  
 A civil case is counted with the filing of a petition or complaint.  
 The criminal case unit of count is the number of indictments or complaints. Some occur after preliminary hearings in District Court.  
 A trial is counted if tried to judgment.

**<sup>9</sup>Change in pending does not equal the difference between filings and dispositions:**  
 Figures are as given in the annual report.

**<sup>h</sup>Figure was computed:**  
 Filing data for civil case categories were estimated, based on the total probate filing figures and the percentages of the totals that each case category represented given in the annual report.  
 The juvenile filing figure for each category was calculated by multiplying the percent of formal petitions for each category by the total number of formal petitions.

**<sup>i</sup>Data are not complete:**  
 Criminal total pending figures include only felony cases.  
 Grand total pending figures include only civil and felony cases.

**<sup>j</sup>Explanation of data included in the category:**  
 The state annual report indicates that a majority of the domestic relations "other" cases are reciprocal support cases.

**<sup>k</sup>Special source or revision in the data:**  
 The number of other criminal cases disposed was supplied by the administrative office of the court during data verification.

**<sup>l</sup>Information on disposition type or trial data:**  
 Civil jury trial and civil disposition data are for all civil categories except domestic relations and probate. Civil non-jury trials also include domestic relations (divorce, reciprocal support) cases.  
 The "domestic relations" category does not include adoption cases.  
 The "probate" category includes all estate, mental health, and adoption cases.  
 The "other civil" category includes tort, contract, real property rights, appeal, and other civil cases.

**<sup>m</sup>Information on time interval or age of pending caseload data:**  
 Age at disposition and age of pending data are given for the following categories as listed in the annual report:  
 Domestic relations -- divorce, dissolution of marriage, and other.  
 Probate -- estates, guardianship, probate waiver, protective, other, adoption, and sanity.  
 Other civil -- civil damage; debts, contracts, and notes; housing, real estate; administrative review; and other.

Source: Administrative Director of the Courts, Alaska Court System, 1979 Annual Report (Anchorage, Alaska: 1980). Statistics are from the annual report except that totals have been computed where necessary.

ALASKA DISTRICT COURT  
 Court of limited jurisdiction  
 4 districts, 21 courts, 17 judges  
 January 1, 1979 to December 31, 1979

	Beginning pending	Filed	Disposed	End pending
<b>Civil:</b>				
Tort:				
Civil damage .....	X	457	X	X
Contract:				
Debt, contract, and notes .....	X	3,414	X	X
Small claims .....	6,737	9,529	8,534	8,386
Other civil:				
Other .....	X	1,051	X	X
<b>Total civil .....</b>	<b>12,200</b>	<b>14,451</b>	<b>12,043</b>	<b>15,249</b>
<b>Criminal:</b>				
Misdemeanor .....	X	12,507 <sup>h</sup>	X	X
Preliminary hearing:				
Felony .....	654	1,524	1,270	6909
Other criminal .....	N/A	1,996	1,910 <sup>l</sup>	N/A
<b>Total criminal .....</b>	<b>X<sup>i</sup></b>	<b>16,027</b>	<b>X</b>	<b>X<sup>i</sup></b>
<b>Traffic:</b>				
Other traffic violation:				
Misdemeanor traffic .....	X	6,734 <sup>h</sup>	X	X
Other criminal--traffic on formal complaint .....	N/A	469	X	N/A
Other traffic .....	N/A	83,774	70,349	N/A
Total .....	N/A	90,997 <sup>h</sup>	X	N/A
<b>Total traffic .....</b>	<b>X<sup>i</sup></b>	<b>90,997<sup>h</sup></b>	<b>X</b>	<b>X<sup>i</sup></b>
<b>Grand total .....</b>	<b>17,254<sup>i</sup></b>	<b>121,475</b>	<b>104,399</b>	<b>23,2809<sup>i</sup></b>

	Trial <sup>d</sup>		
	Jury	Non-jury	Total
<b>Civil:</b>			
Small claims .....	--	988	988
All other civil ..	44	168	212
Total .....	44	1,156	1,200
<b>Criminal:</b>			
Misdemeanor <sup>m</sup> .....	529	380	909
Traffic <sup>m</sup> .....	--	1,083	1,083
Grand total .....	573	2,619	3,192

	Criminal dispositions			
	Misdemeanor <sup>m</sup>		Preliminary hearing	
	Before trial	Non-jury trial		
Guilty (convicted) .....	282	312	--	--
Guilty plea (includes reduced to misdemeanor)..	10,227	0	2	268
Acquittal .....	--	234	64	--
Mistrial with dismissal .....	--	13	2	--
Bail forfeiture .....	543	--	--	--
Complaint withdrawn .....	735	0	0	0
Dismissed .....	5,261	0	0	457
Superseded by indictment .....	--	--	--	226
Held to answer .....	--	--	--	171
Other .....	1,152	0	0	148

Civil <sup>m</sup> dispositions			
Default .....	1,796		
Withdrawn .....	1,054		
Dismissal .....	288		

Traffic <sup>m</sup> dispositions			
Guilty at non-jury trial .....	551		
Acquitted and dismissed .....	532		
Guilty plea .....	9,925		
Waiver at counter and mail in bail .....	42,906		
No shows (closed statistically) .....	2,021		
Other .....	13,514		

Age at disposition:	Time interval data (days)									
	Average	Median	1 to 30 days	31 to 60 days	61 to 90 days	91 to 120 days	121 to 180 days	181 to 365 days	366 to 730 days	Over 730 days
<b>Civil:</b>										
Small claims .....	235	97	1,488	1,939	1,168	696	637	583	1,172	851
All other civil .....	243	109	463	901	384	228	321	510	457	245
<b>Criminal:</b>										
Misdemeanor <sup>m</sup> .....	105	33	10,907	2,255	1,775	1,116	677	795	643	659
Preliminary hearing ...	63	17	985	112	40	29	20	28	42	14
Traffic <sup>m</sup> .....	220	200	N/A	N/A	N/A	N/A	N/A	N/A	N/A	N/A

Age of pending caseload (12/31/79) (days)	Age of pending caseload (12/31/79) (days)											
	Average	Median	Under 90 days	91 to 180 days	Under 121 days	121 to 180 days	181 to 365 days	366 to 545 days	546 to 730 days	731 to 910 days	911 to 1,095 days	Over 1,095 days
<b>Civil:</b>												
Small claims .....	577	399	1,531	957	N/A	N/A	1,727	1,071	535	501	106	1,958
All other civil .....	623	511	924	666	N/A	N/A	1,195	831	704	566	450	1,522
<b>Criminal:</b>												
Misdemeanor <sup>m</sup> .....	444	445	N/A	N/A	1,781	486	959	1,148	2,972	0	0	0
Preliminary hearing ..	418	374	N/A	N/A	137	57	131	125	240	0	0	0

Boldface headings indicate the classifications used by the CSIM project.  
 N/A = This case type is handled by the court, but the data are unavailable.  
 X = The data for this case type are known to be included in the total but were not available by category.  
 -- = Not applicable.

**d**Case definition or unit of count:

A civil case is counted with the filing of a petition or complaint.  
 The criminal case unit of count is the number of indictments or complaints.  
 A trial is counted if tried to judgment.

**g**Change in pending does not equal the difference between filings and dispositions:

Figures are as reported in the annual report. The end pending figure for preliminary hearings does not include those cases out on warrants.

**h**Figure was computed:

Misdemeanor and "misdemeanor traffic" filing figures were estimated using the total filing figures given for the two case categories together and the percentage of the total each represented given in the annual report. There were 19,241 misdemeanor and misdemeanor traffic filings. There were 18,827 misdemeanor and misdemeanor traffic dispositions.

**i**Data are not complete:

Grand total pending figures include all data except other criminal, other criminal--traffic informal complaint, and other traffic cases.

**l**Special source or revision in the data:

The number of other criminal cases disposed was provided by the administrative office of the court during data verification.

**m**Information on disposition type or trial data:

Civil type of disposition data do not include dispositions of small claims cases.  
 Misdemeanor type of disposition data include misdemeanor traffic cases.  
 Traffic trial and type of disposition data only include "other traffic" cases.

**n**Information on time interval or age of pending caseload data:

Misdemeanor age at disposition is measured from first appearance to dismissal, acquittal, or sentencing. The misdemeanor category for time interval and age of pending data includes misdemeanor traffic cases.  
 Traffic time interval data only include "other traffic" cases.  
 Age of pending caseload data were not available for "all other civil" cases in the same time period breakdowns as were available for all other case categories.

Source: Administrative Director of the Courts, Alaska Court System, 1979 Annual Report (Anchorage, Alaska: 1980). Statistics are from the annual report except that totals have been computed where necessary, and additional information was supplied by the administrative office of the court during data verification.

**ALASKA MAGISTRATES COURT**  
 Court of limited jurisdiction  
 4 districts, 56 courts, 56 part-time and 21 acting magistrates  
 January 1, 1979 to December 31, 1979

	Beginning pending	Filed	Disposed	End pending
<b>Civil:</b>				
Total civil .....	N/A	401	272	N/A
<b>Criminal:</b>				
Misdemeanor .....	N/A	1,584	1,363	N/A
Preliminary hearing:				
Felony .....	N/A	150	103	N/A
Total criminal .....	N/A	1,734	1,466	N/A
<b>Traffic:</b>				
Total traffic .....	N/A	1,073	1,095	N/A
<b>Grand total .....</b>	<b>N/A</b>	<b>3,208</b>	<b>2,833</b>	<b>N/A</b>

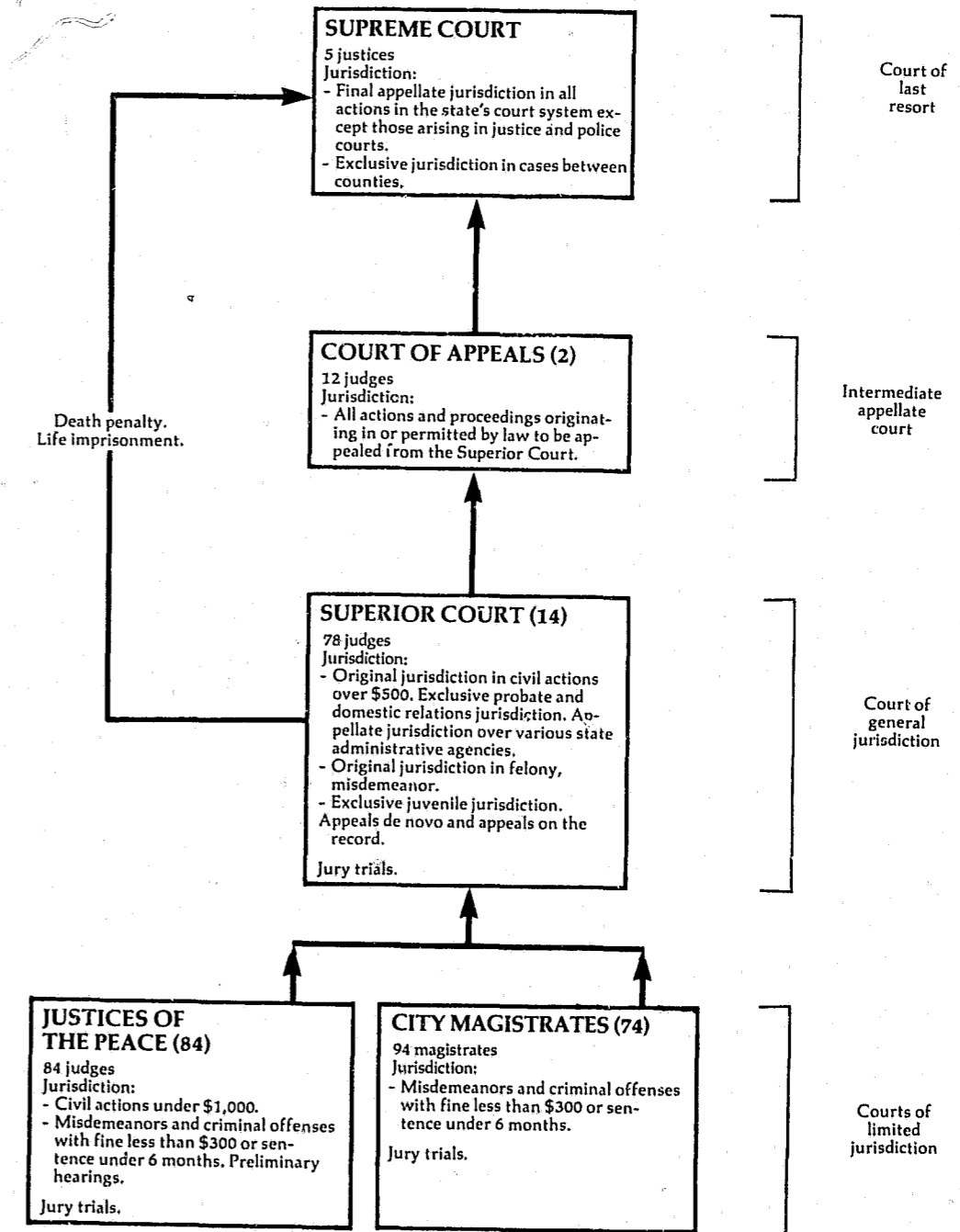
Boldface headings indicate the classifications used by the CSIM project.  
 N/A = This case type is handled by the court, but the data are unavailable.

**d**Case definition or unit of count:

A civil case is counted with the filing of a petition or complaint.  
 The criminal case unit of count is the number of indictments or complaints.

Source: Administrative Director of the Courts, Alaska Court System, 1979 Annual Report (Anchorage, Alaska: 1980). Statistics are from the annual report except that totals have been computed where necessary.

**ARIZONA COURT SYSTEM, 1979**



↑ Indicates route of appeal.

ARIZONA SUPREME COURT  
Court of last resort  
5 justices  
January 1, 1979 to December 31, 1979

	Beginning pending	FiledJ	Disposed	End pending
<b>Cases:</b>				
<b>Appeals:</b>				
Civil .....	36	50	79	7
Criminal .....	59	69	72	56
Delayed appeals .....	5	1	3	3
Total appealsJ .....	100	120	154	66
<b>Other cases:</b>				
<b>Original proceedings:</b>				
<b>Original jurisdiction:</b>				
Habeas corpus .....	4	37	40	1
Special actionsJ .....	26	147	162	11
Bar matters .....	6	56	57	5
Petitions for reviewJ .....	75	668	682	61
Total .....	111	908	941	78
Total other cases .....	111	908	941	78
<b>Total cases .....</b>	<b>211</b>	<b>1,028</b>	<b>1,095</b>	<b>144</b>
<b>Other proceedings:</b>				
<b>Other matters:</b>				
Miscellaneous special actionsJ .....	6	65	64	7
Total other proceedings .....	6	65	64	7

Manner of disposition

	Appeals				Original jurisdiction	Other matters	Total
	Civil	Criminal	Delayed	Total			
Written opinion .....	67	48	0	115	86	0	201
Memorandum decision .....	9	24	3	36	2	0	38
Terminated without written opinion .....	3	0	0	3	853	64	920

Boldface headings indicate the classifications used by the CSIM project.

JExplanation of data included in the category:

**Appeals (civil, criminal, and delayed)** filed include cases transferred in from the Arizona Court of Appeals. Ninety-three appeals were transferred from the Court of Appeals during 1979. Special actions include mandamus, prohibition, and quo warranto cases from Division One of the Court of Appeals. The Supreme Court has handled these cases for Division One since 1975 in order to help it catch up with its backlog. Petitions for review are requests for review of Court of Appeals cases (or portions thereof) that are heard as a matter of right. They are not necessarily processed as a regular appeal. Miscellaneous special actions are instituted by indigent prisoners for redress of grievances arising out of their convictions or restraint. There is no constitutional or statutory provision which prescribes this type of case.

Source: Arizona Supreme Court, The Arizona Courts, 1979 Annual Judicial Report (Phoenix, Arizona: 1980). Statistics are from the annual report except that totals have been computed where necessary.

ARIZONA COURT OF APPEALS  
Intermediate appellate court  
2 divisions, 12 judges  
January 1, 1979 to December 31, 1979

	Beginning pending	FiledJ	DisposedJ	End pending
<b>Cases:</b>				
<b>Appeals:</b>				
Civil .....	619	692	671	640
Criminal .....	648	805	906	547
Delayed appeals .....	0	0	0	0
<b>Appeal of administrative agency case:</b>				
Industrial Commission .....	125	187	207	105
Unemployment insurance .....	0	9	0	9
Total .....	125	196	207	114
Juvenile .....	12	49	32	29
Total appeals .....	1,404	1,742	1,816	1,330
<b>Other cases:</b>				
<b>Original proceedings:</b>				
<b>Original jurisdiction:</b>				
Habeas corpus .....	2	5	6	1
Special actionsJ .....	14	164	160	18
Petitions for review--post conviction .....	62	88	100	50
Total .....	78	257	266	69
Total other cases .....	78	257	266	69
<b>Total cases .....</b>	<b>1,482</b>	<b>1,999</b>	<b>2,082</b>	<b>1,399</b>

Manner of disposition

	Appeals						Original jurisdiction	Total
	Civil	Criminal	Delayed	Agency	Juvenile	Total		
Written opinion .....	200	106	0	23	10	339	21	360
Memorandum .....	174	505	0	125	16	820	45	865
Terminated without opinion .....	247	250	0	59	6	562	196	758
Transferred to Supreme Court .....	50	45	0	0	0	95	4	99

Boldface headings indicate the classifications used by the CSIM project.

JExplanation of data included in the category:

**Appeals** filed are net figures after appeals transferred in are added. Appeals disposed include appeals transferred out and appeals disposed by the court. Special actions include mandamus, prohibition, and quo warranto cases.

Source: Arizona Supreme Court, The Arizona Courts, 1979 Annual Judicial Report (Phoenix, Arizona: 1980). Statistics are from the annual report except that totals have been computed where necessary.

ARIZONA SUPERIOR COURT  
Court of general jurisdiction  
14 counties, 78 judges  
January 1, 1979 to December 31, 1979

	Beginning pending	Filed	Disposed	End pending
<b>Civil:</b>				
<b>Law:</b>				
Civil <sup>d</sup>	29,951	33,033	30,758	32,226
<b>Domestic relations:</b>				
<b>Support/custody:</b>				
Reciprocal support	8,684	7,646	7,393	8,937
Adoption	1,716 <sup>i</sup>	1,083 <sup>i</sup>	915 <sup>i</sup>	1,884 <sup>i</sup>
<b>Other domestic relations:</b>				
Domestic relations	12,799	26,717	27,049	12,467
Modify decree	118	1,589	1,358	349
Foreign decree	147	172	170	149
Contempt only	245	6,466	6,274	437
Total	13,309	34,944	34,851	13,402
Total	23,709 <sup>i</sup>	43,673 <sup>i</sup>	43,159 <sup>i</sup>	24,223 <sup>i</sup>
<b>Estate:</b>				
<b>Probate/wills/intestate:</b>				
Probate	28,658	8,146	11,315	25,489
Mental health	N/A	N/A	1,061 <sup>j</sup>	N/A
Appeal	(j)	(j)	(j)	(j)
Total civil	82,318 <sup>i</sup>	84,852 <sup>i</sup>	86,293 <sup>i</sup>	81,938 <sup>i</sup>
<b>Criminal:</b>				
<b>Felony</b>	5,272	11,323	10,557	6,038
Misdemeanor	256	92	233	115
Appeal	451	1,852	1,829	474
<b>Postconviction remedy:</b>				
Postconviction relief	102	453	464	91
<b>Other criminal:</b>				
Unclassified <sup>j</sup>	19	95	92	22
Total criminal	6,100	13,815	13,175	6,740
<b>Juvenile:</b>				
<b>Non-offense:</b>				
Juvenile dependency	270 <sup>i</sup>	1,001 <sup>i</sup>	778 <sup>i</sup>	493 <sup>i</sup>
Total juvenile	270 <sup>i</sup>	1,001 <sup>i</sup>	778 <sup>i</sup>	493 <sup>i</sup>
<b>Grand total</b>	<b>88,688<sup>i</sup></b>	<b>99,668<sup>i</sup></b>	<b>100,246<sup>i</sup></b>	<b>89,171<sup>i</sup></b>

	Trial <sup>d</sup>			Jury trial in process: <sup>m</sup>	Criminal dispositions				Total
	Jury	Non-jury	Total		Felony	Misdemeanor	Appeal	Other criminal	
<b>Civil:</b>									
<b>Law</b>	562	1,880	2,442	Guilty plea	28	0	0	0	28
<b>Domestic relations:</b>				Dismissals	24	0	1	0	25
Support/custody	0	0	0	Non-jury trial in process:					
Adoption	0	0	0	Guilty plea	2	0	0	0	2
Domestic relations	15	3,535	3,550	Dismissals	2	0	15	0	17
Total	15 <sup>i</sup>	3,535 <sup>i</sup>	3,550 <sup>i</sup>	Plea	6,873	127	50	0	7,050
<b>Estate:</b>				Dismissed/nol pros	2,304	57	165	5	2,531
Probate/wills/intestate	0	0	0	Transfer out	62	5	204	11	282
Mental health	0	0	0	Other dismissals	449	24	203	4	680
Total	577 <sup>i</sup>	5,415 <sup>i</sup>	5,992 <sup>i</sup>	Otherwise removed	159	9	647	71	886
<b>Criminal:</b>				Affirmed/Reversed	--	--	265	--	265
Felony	635	75	710						
Misdemeanor	8	3	11						
Appeal	18	277	295						
Other criminal	0	1	1						
Total	661	356	1,017						
Grand total	1,238 <sup>i</sup>	5,771 <sup>i</sup>	7,009 <sup>i</sup>						

	Civil dispositions					
	Law	Support/custody	Domestic relations Adoption <sup>i</sup>	Domestic relations relations	Estate Probate/wills/intestate	Mental health
Default hearing	5,893	0	0	16,410	0	0
Dismissals	5,546	0	0	4,156	0	0
Transfer out	477	279	0	69	0	0
Final order	0	0	915 <sup>i</sup>	0	0	1,061
Otherwise removed	15,648	7,114	0	2,864	11,315	0
Arbitration	747	0	0	0	0	0
Medical Malpractice Panel	5	0	0	0	0	0

Boldface headings indicate the classifications used by the CSIM project.  
N/A = This case type is handled by the court but the data are unavailable.  
-- = Not applicable.

<sup>d</sup>Case definition or unit of count:

A civil case is counted with the filing of a petition or complaint.  
The criminal case unit of count is the number of defendants on the information or indictment.  
A jury trial is counted when the voir dire examination of the panel begins.  
A non-jury trial is counted when the first witness is sworn.

<sup>f</sup>Beginning pending figure for the 1979 court year does not equal the end pending figure for the 1978 court year.  
A caseload inventory was conducted in the Superior Court during January, 1979. Adjustments, based on the findings of the inventory, were made to the beginning pending figures reported for the 1979 court year.

<sup>i</sup>Data are not complete:

Adoption total domestic relations, total civil, and grand total figures do not include adoption data for Maricopa County.  
Juvenile filing, dispositions, and pending data do not include data from Maricopa or Yuma Counties.

<sup>j</sup>Explanation of data included in the category:

Filings include cases transferred in.  
Dispositions include cases transferred out.  
Civil cases include prayer under \$1,000, auto tort, non-auto tort, contract, eminent domain, unclassified civil, and appeal cases.  
Mental health cases disposed are the number of civil (549) and criminal (512) mental health hearings held.  
Civil appeals are included with data classified in the law category.  
Unclassified criminal cases are offenses which do not come under any of the other criminal case categories listed, for example, peace bond complaints.

<sup>m</sup>Information on type of disposition or trial data:

Figures given for criminal cases disposed while a jury or non-jury trial was in process are also included in the courts of the number of criminal jury and non-jury trials held. Trials are counted at their beginning, but not all continue to verdict.

Source: Arizona Supreme Court, *The Arizona Courts, 1979 Annual Judicial Report* (Phoenix, Arizona: 1979). Statistics are from the reports except that totals have been computed where necessary.



**ARIZONA JUSTICES OF THE PEACE COURT**  
 Court of limited jurisdiction  
 84 courts, 84 judges  
 January 1, 1979 to December 31, 1979

	Beginning pending	Filed	Disposed	End pending
<b>Civil:</b>				
Total civil .....	24,104 <sup>f</sup>	47,229	46,988	24,345
<b>Criminal:</b>				
Misdemeanor .....	5,326 <sup>f</sup>	26,448	21,081	10,693
Preliminary hearing .....	2,949 <sup>f</sup>	14,884	13,999	3,834
Total criminal .....	8,275 <sup>f</sup>	41,332	35,080	14,527
<b>Traffic:</b>				
Total traffic .....	57,763 <sup>f</sup>	269,941	266,595	81,109
<b>Grand total .....</b>	<b>90,142<sup>f</sup></b>	<b>378,502</b>	<b>348,663</b>	<b>119,981</b>

	Trial <sup>d</sup>			Age of pending cases (12/31/79)			
	Jury	Non-Jury	Total	Under 20 days	Under 150 days	Under 1 year	All other cases
Civil .....	11	10,529	10,540			19,226	5,119
Criminal .....	51	1,637	1,688				
Traffic .....	177	8,674	8,851				
Total .....	239	20,840	21,079				
Civil .....				N/A	N/A		
Criminal:							
Misdemeanor .....				N/A	5,172	X	5,521
Preliminary hearing ..				622	X	X	3,212
Traffic .....				N/A	48,781	X	32,328

Boldface headings indicate the classifications used by the CSIM project.  
 N/A = This case type is handled by the court, but the data are unavailable.  
 X = The data for this case type are known to be included in the total but were not available by category.

<sup>d</sup>Case definition or unit of count:  
 A civil case is counted with the filing of a petition or complaint.  
 The criminal case unit of count is the number of defendants on the information, indictment, or complaint.  
 A trial is counted when the first witness is sworn.

<sup>f</sup>Beginning pending figure for the 1979 court year does not equal the end pending figure for the 1978 court year:  
 Figures are as given in the annual report.

<sup>1</sup>Special source or revision in the data:  
 The number of trials conducted was provided by the office of the state court administrator during data verification.

Source: Arizona Supreme Court, The Arizona Courts, 1979 Annual Judicial Report (Phoenix, Arizona: 1980). Statistics are from the annual report except that totals have been computed where necessary, and additional information was provided by the state court administrative office during data verification.

**ARIZONA CITY MAGISTRATES<sup>1</sup>**  
 Court of limited jurisdiction  
 74 courts, 94 magistrates  
 January 1, 1979 to December 31, 1979

	Beginning pending	Filed	Disposed	End pending
<b>Criminal:</b>				
Misdemeanor .....	26,585 <sup>f</sup>	62,598	56,096	33,087
Total criminal .....	26,585 <sup>f</sup>	62,598	56,096	33,087
<b>Traffic:</b>				
DWI/DUI .....	X	X	X	X
Other traffic violation .....	X	X	X	X
Total .....	171,702 <sup>f</sup>	518,842	550,388	148,156
<b>Grand total .....</b>	<b>206,287<sup>f</sup></b>	<b>581,440</b>	<b>606,484</b>	<b>181,243</b>

	Trial <sup>d1</sup>			Age of pending caseload (12/31/79)	
	Jury	Non-jury	Total	Under 150 days	Over 150 days
Criminal .....	86	7,086	7,172	15,087	2,523
Traffic .....	873	22,602	23,475	46,624	12,208
Total .....	959	29,688	30,647	57,711	14,731

Boldface headings indicate the classifications used by the CSIM project.  
 X = The data for this case type are known to be included in the total but were not available by category.

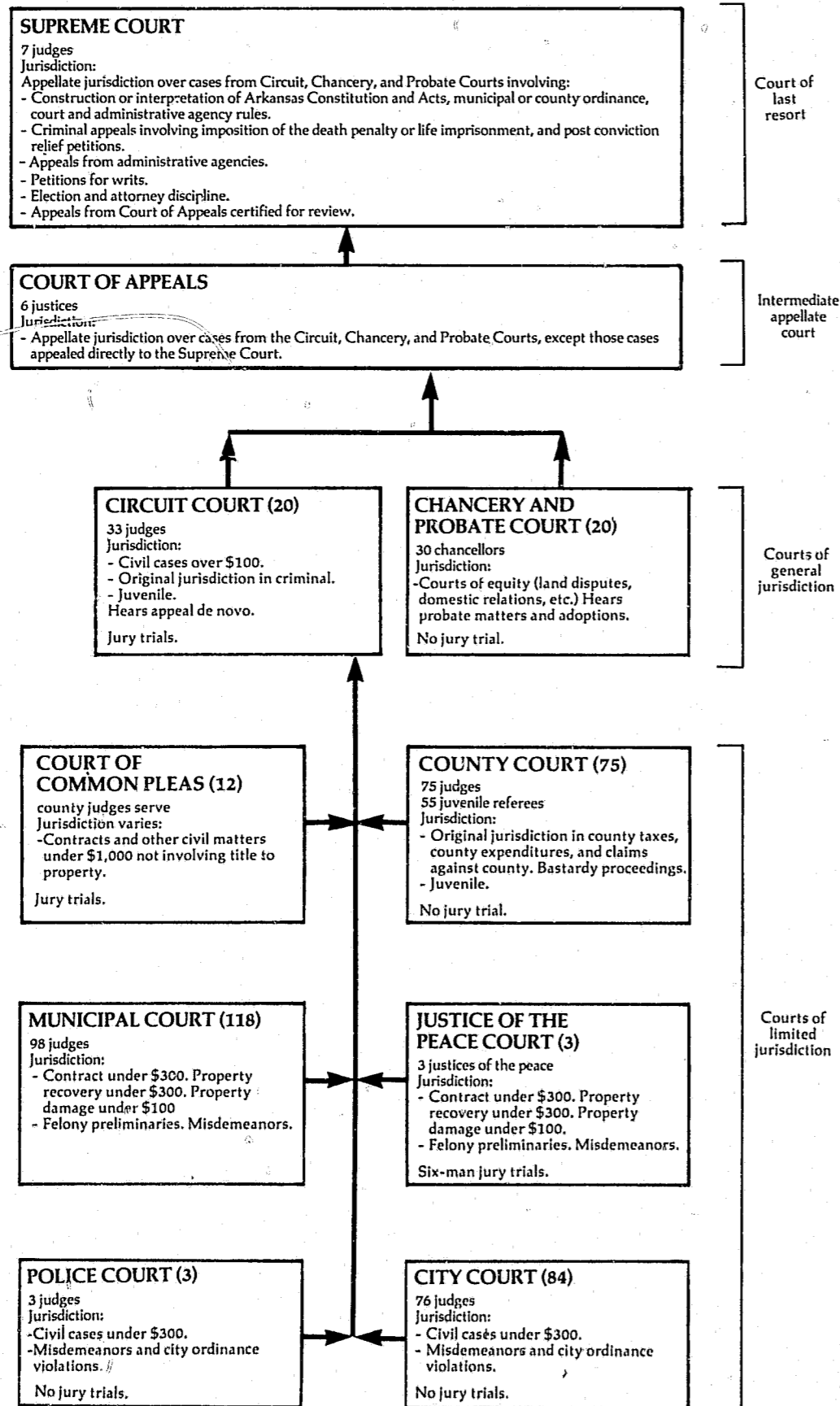
<sup>d</sup>Case definition or unit of court:  
 The criminal case unit of court is the number of defendants on the complaint.  
 A trial is counted when the first witness is sworn.

<sup>f</sup>Beginning pending figures for the 1979 court year does not equal the end pending figure for the 1978 court year:  
 Caseload for the 1978 court year were not available for all court locations; caseload data reported for the 1979 court year are completed.

<sup>1</sup>Data are not complete:  
 No data were available on the age of the pending caseload in the Marana or Phoenix courts.  
<sup>1</sup>Special source or revision in the data:  
 All data given for the Arizona City Magistrates were provided by the office of the state court administrator.

Source: Unpublished data provided by the office of the Administrative Director of the Courts.

## ARKANSAS COURT SYSTEM, 1979



↑ Indicates route of appeal.

### ARKANSAS SUPREME COURT Court of last resort 7 Justices January 1, 1979 to December 31, 1979

	Beginning pending	Filed	Disposed	End pending
<b>Cases:</b>				
<b>Appeals:</b>				
<b>Civil:</b>				
Law .....	76	161	208	29
Equity .....	80	145	192	33
Probate .....	15	11	24	2
Total .....	171	317	424	64
<b>Criminal:</b>				
Capital .....	8	5	8	5
Other felony .....	71	169	200	1
Misdemeanor .....	7	7	13	46
Total .....	86	181	221	52
<b>Postconviction remedy:</b>				
Postconviction .....	8	17	12	13
<b>Total appeals .....</b>	<b>265</b>	<b>515</b>	<b>657</b>	<b>123</b>
<b>Other cases:</b>				
<b>Original proceedings:</b>				
<b>Original jurisdiction:</b>				
<b>Civil:</b>				
Habeas corpus .....	0	0	0	0
Mandamus .....	1	1	2	1
Prohibition .....	2	9	10	2
Certiorari .....	0	10	8	7
Other petitions .....	2	34	29	10
Total .....	5	54	49	20
<b>Criminal:</b>				
Habeas corpus .....	0	3	3	0
Mandamus .....	0	15	14	1
Prohibition .....	4	15	16	3
Postconviction .....	1	14	14	1
Certiorari .....	0	14	12	2
Other petitions .....	2	20	18	4
Total .....	7	81	77	11
<b>Total .....</b>	<b>12</b>	<b>135</b>	<b>126</b>	<b>21</b>
<b>Total other cases .....</b>	<b>12</b>	<b>135</b>	<b>126</b>	<b>21</b>
<b>Total cases .....</b>	<b>277</b>	<b>650</b>	<b>783</b>	<b>144</b>
<b>Other proceedings:</b>				
Rehearing requests .....	14	121	118	17
Other matters:				
Motions (excluding extension of time) .....	36 <sup>1</sup>	345 <sup>1</sup>	333 <sup>1</sup>	48 <sup>1</sup>
Motions for extension of time .....	0	1,105	1,104	1
Total .....	36	1,450	1,437	49
<b>Total other proceedings .....</b>	<b>50<sup>1</sup></b>	<b>1,571</b>	<b>1,555</b>	<b>66</b>
<b>Disposition of cases</b>				
<b>Manner of disposition</b>				
Written opinion (majority) ....	453 <sup>m</sup>			
Per curiam .....	16			
<b>Time interval data<sup>n</sup> (average days)</b>				
	<b>Civil</b>	<b>Criminal and post-conviction remedy</b>		
Record filing to submission .....	121.12	156.25		
Submission to decision .....	15.42	34.99		
Record filing to decision .....	136.54	191.24		
Average number of days case continued on motion of appellant ..	21.01	18.08		
Average number of days case continued on motion of appellee ...	1.89	7.04		
<b>Appeals:</b>				
Affirmed:				
Affirmed .....	156	109	8	273
Affirmed as modified or on condition ..	20	8	1	29
Total .....	176	117	9	302
Reversed:				
Reversed .....	17	4	0	21
Reversed in part, affirmed in part .....	10	3	0	13
Reversed and dismissed .....	13	8	1	22
Reversed with directions .....	1	0	0	1
Total .....	41	15	1	57
Total .....	58	21	0	79
Reversed and remanded .....	2	1	0	3
Remanded .....	2	1	0	3
Affirmed in part and remanded .....	115	58	0	173
Transferred to Court of Appeals .....				
Dismissed:				
Dismissed with opinion .....	2	0	0	2
Dismissed without opinion .....	28	8	2	38
Total .....	30	8	2	40
Total .....	22	31 <sup>1</sup>	11	54
<b>Original jurisdiction:</b>				
Petitions granted .....	27	32 <sup>1</sup>	13 <sup>1</sup>	72
Petitions denied .....				
<b>Rehearing requests:</b>				
Granted .....	3	9	0	12
Denied .....	31	75	0	106
Total .....	34	84	0	118

(continued on next page)

Boldface headings indicate the classifications used by the CSIM project.  
N/A = This case type is handled by the court, but the data are unavailable.

JExplanation of data included in the category:

Other petitions include reviews of Court of Appeals decisions and transfers from the Court of Appeals.

Special source or revision in the data:

The number of motions (excluding extension of time) pending, filed, and disposed, and the number of criminal and postconvictions original jurisdiction petitions granted and denied were provided by the administrative office of the courts during data verification.

Information on disposition type or trial data:

There were 62 dissenting, 23 concurring, and 6 dissenting in part and concurring in part opinions filed in addition to the 453 majority opinions filed.

Information on time interval or age of pending caseload data:

The time interval data are based on a survey of 221 civil appeals and 129 criminal and postconviction remedy appeals decided by the Supreme Court during 1979.

Source: Executive Secretary, Judicial Department, Fifteenth Annual Report, 1979 Judicial Statistics (Little Rock, Arkansas). Statistics are from the annual report except that totals have been computed where necessary, and additional information was supplied by the administrative office of the courts during data verification.

ARKANSAS COURT OF APPEALS<sup>b</sup>  
Intermediate appellate court  
6 Justices  
July 1, 1979 to December 31, 1979

	Beginning pending <sup>b</sup>	Filed	Disposed	End pending
<b>Cases:</b>				
<b>Appeals:</b>				
<b>Civil:</b>				
Law .....	0	286	114	172
Equity .....	0	101	43	58
Probate .....	0	13	3	10
Total .....	0	400	160	240
<b>Criminal:</b>				
Felony .....	0	138	68	70
Misdemeanor .....	0	15	11	4
Total .....	0	153	79	74
Total appeals .....	0	553	239	314
<b>Other cases:</b>				
<b>Original proceedings:</b>				
<b>Original jurisdiction:</b>				
<b>Civil:</b>				
Habeas corpus .....	0	0	0	0
Certiorari .....	0	2	1	1
Other petitions .....	0	54	53	1
Total .....	0	56	54	2
<b>Criminal:</b>				
Habeas corpus .....	0	0	0	0
Certiorari .....	0	7	6	1
Other petitions .....	0	0	0	0
Total .....	0	7	6	1
Total .....	0	63	60	3
Total other cases .....	0	63	60	3
<b>Total cases .....</b>	<b>0</b>	<b>616</b>	<b>299</b>	<b>317</b>
<b>Other proceedings:</b>				
Rehearing requests .....	0	45	35 <sup>k</sup>	10
<b>Other matters:</b>				
Motions (excluding extension of time) .....	0	115	93 <sup>k</sup>	22
Motions for extension of time .....	0	423	420	3 <sup>h</sup>
Total .....	0	538	513	25
<b>Total other proceedings .....</b>	<b>0</b>	<b>583</b>	<b>548</b>	<b>35</b>

Disposition of cases

	Civil	Criminal	Total		Civil	Criminal	Total
<b>Appeals:</b>				<b>Original jurisdiction:</b>			
Affirmed:				Petitions granted .....	54	5	59
Affirmed .....	88	50	138	Petitions denied .....	0	1	1
Affirmed as modified or on condition ..	8	6	14	<b>Rehearing requests:</b>			
Total .....	96	56	152	Granted .....	0	0	0
Affirmed in part and remanded .....	2	0	2	Denied .....	25	10	35
<b>Reversed:</b>				Total .....	25	10	35
Reversed .....	4	0	4				
Affirmed in part, reversed in part ....	7	4	11				
Reversed and dismissed .....	2	3	5				
Reversed with directions .....	0	0	0				
Total .....	13	7	20				
Reversed and remanded .....	27	6	33				
Remanded .....	3	0	3				
<b>Dismissed:</b>							
Dismissed with opinion .....	0	0	0				
Dismissed without opinion .....	11	5	16				
Total .....	11	5	16				
Transferred to Supreme Court .....	8	5	13				

Manner of disposition

Written opinion (majority) .... 167<sup>m</sup>  
Per curiam ..... 36

Boldface headings indicate the classifications used by the CSIM project.  
N/A = This case type is handled by the court, but the data are unavailable.

<sup>b</sup>Particular court or reporting system information:

The Arkansas Court of Appeals was established with the approval by the voters of Constitutional Amendment 58 in November of 1978. The court began operations on July 1, 1979. The data reported here are for the first six months of the court's operation, the second half of the court year.

<sup>h</sup>Figure was computed:

End pending figure for motions for extension of time was calculated using beginning pending, filed, and disposed figures given in the annual report.

<sup>k</sup>Additional information:

None of the rehearing requests were granted. Seventy-five of the motions (excluding time motions) were granted.

<sup>m</sup>Information on disposition type or trial data:

There were 45 dissenting, 7 concurring, and 1 dissenting in part and concurring in part opinions filed in addition to the 167 majority opinions filed.

Source: Executive Secretary, Judicial Department, Fifteenth Annual Report, 1979 Judicial Statistics (Little Rock, Arkansas). Statistics are from the annual report except that totals have been computed where necessary.

ARKANSAS CIRCUIT COURT  
Court of general jurisdiction  
20 circuits, 33 judges  
January 1, 1979 to December 31, 1979

	Beginning pending	Filed	Disposed	End pending
<b>Civil<sup>d</sup>:</b>				
<b>Law<sup>j</sup>:</b>				
Civil .....	21,109 <sup>fj</sup>	27,683 <sup>j</sup>	26,463 <sup>j</sup>	22,329 <sup>j</sup>
Appeals .....	(j)	(j)	(j)	(j)
Total civil .....	21,109 <sup>f</sup>	27,683	26,463	22,329
<b>Criminal<sup>d</sup>:</b>				
<b>Felony:</b>				
Capital .....	49 <sup>f</sup>	91	86	54
Felony .....	6,889 <sup>f</sup>	9,770	10,658	6,001
Total .....	6,938 <sup>f</sup>	9,861	10,744	6,055
Appeal <sup>j</sup> .....	2,961 <sup>f</sup>	5,005	5,186	2,780
Total criminal <sup>j</sup> .....	9,899 <sup>f</sup>	14,866	15,930	8,835
<b>Grand total .....</b>	<b>31,008<sup>f</sup></b>	<b>42,549</b>	<b>42,393</b>	<b>31,164</b>

Age of pending caseload

	Less than 1 year	1 to 2 years	Over 2 years
<b>Civil .....</b>	<b>13,720</b>	<b>5,441</b>	<b>3,168</b>
<b>Criminal:</b>			
<b>Felony:</b>			
Capital .....	47	2	5
Felony .....	4,038	1,310	653
Total .....	4,085	1,312	658
Appeal .....	2,179	433	168
Total criminal .....	6,264	1,745	826

Boldface headings indicate the classifications used by the CSIM project.

<sup>d</sup>Case definition or unit of count:

A civil case is counted with the filing of a petition or complaint.

The criminal case unit of count is the number of informations or indictments.

<sup>f</sup>Beginning pending figure for the 1979 court year does not equal the end pending figure for the 1978 court year:

Figures are as given in the annual report.

<sup>j</sup>Explanation of data included in the category:

Law includes appeals (trial de novo) that could not be separated from the total.

Appeal cases include some original misdemeanor cases.

Criminal data include a nominal number of juvenile cases and juvenile appeals.

Source: Executive Secretary, Judicial Department, Fourteenth Annual Report, 1979 Judicial Statistics (Little Rock, Arkansas). Statistics are from the annual report except that totals have been computed where necessary.

ARKANSAS CHANCERY AND PROBATE COURT  
Court of general jurisdiction  
20 chancery circuits, 30 chancellors<sup>c</sup>  
January 1, 1979 to December 31, 1979

	Beginning pending	Filed	Disposed	End pending
<b>Civil<sup>d</sup>:</b>				
<b>Equity .....</b>	<b>9,269<sup>f</sup></b>	<b>6,890</b>	<b>7,301</b>	<b>8,858</b>
<b>Domestic relations:</b>				
<b>Support/custody:</b>				
Reciprocal <sup>s</sup> IN .....	2,788 <sup>f</sup>	2,277	1,766	3,299
Reciprocal <sup>s</sup> OUT .....	0	1,402	1,402	0
Total .....	2,788 <sup>f</sup>	3,679	3,168	3,299
Adoption .....	N/A	1,715	N/A	N/A
<b>Other domestic relations:</b>				
Domestic relations .....	13,031 <sup>f</sup>	23,140	23,637	12,534
Total .....	15,819 <sup>f</sup>	28,534	26,805 <sup>i</sup>	15,833 <sup>i</sup>
<b>Estate:</b>				
<b>Probate/wills/intestate:</b>				
Decedent <sup>s</sup> estates .....	14,796 <sup>f</sup>	4,084	3,645 <sup>i</sup>	15,235
<b>Guardianship/conservatorship/trusteeship:</b>				
Guardianship .....	N/A	1,948	N/A	N/A
<b>Other estate:</b>				
Miscellaneous probate .....	N/A	1,336	N/A	N/A
Total .....	14,796 <sup>f</sup>	7,368	3,645 <sup>i</sup>	15,235 <sup>i</sup>
<b>Mental health:</b>				
Alcoholic and mental .....	N/A	1,086	N/A	N/A
<b>Total civil .....</b>	<b>39,884<sup>f</sup></b>	<b>43,878</b>	<b>37,751<sup>i</sup></b>	<b>39,926<sup>i</sup></b>
<b>Grand total .....</b>	<b>39,884<sup>f</sup></b>	<b>43,878</b>	<b>37,751<sup>i</sup></b>	<b>39,926<sup>i</sup></b>

Age of pending caseload

	Less than 1 year	1 to 2 years	Over 2 years
<b>Civil:</b>			
<b>Equity .....</b>	<b>3,844</b>	<b>2,807</b>	<b>2,207</b>
<b>Support/custody:</b>			
Reciprocal <sup>s</sup> IN .....	1,377	844	1,078
Reciprocal <sup>s</sup> OUT .....	0	0	0
Total .....	1,377	844	1,078
<b>Other domestic relations .....</b>	<b>7,929</b>	<b>2,848</b>	<b>1,757</b>
<b>Total civil .....</b>	<b>13,150</b>	<b>6,499</b>	<b>5,042</b>

Boldface headings indicate the classifications used by the CSIM project.

N/A = This case type is handled by the court, but the data are unavailable.

<sup>c</sup>Judge information

Three circuit judges serve as chancellors, also.

<sup>d</sup>Case definition or unit of count:

A civil case is counted with the filing of a petition or complaint.

<sup>f</sup>Beginning pending figure for the 1979 court year does not equal the end pending figure for the 1978 court year:

Figures are as given in the annual report.

<sup>g</sup>Change in pending does not equal the difference between filings and dispositions:

Figures are as given in the annual report.

<sup>i</sup>Data are not complete:

Domestic relations pending and disposed totals do not include adoptions.

Estate pending and disposed totals do not include guardianship/conservatorship/trusteeship and other estate cases.

Total civil and grand total pending and disposed do not include adoptions, guardianship/conservatorship/trusteeship, other estate, and mental health cases.

Source: Executive Secretary, Judicial Department, Fifteenth Annual Report, 1979 Judicial Statistics (Little Rock, Arkansas). Statistics are from the annual report and the clerk's corrections except that totals have been computed where necessary.

ARKANSAS COURT OF COMMON PLEAS  
Court of limited jurisdiction  
12 courts, county judges serve  
January 1, 1979 to December 31, 1979

	Beginning pending	Filed	Disposed	End pending
<b>Civil<sup>d</sup>:</b>				
Total civil .....	N/A	508	N/A	N/A
<b>Grand total .....</b>	<b>N/A</b>	<b>508</b>	<b>N/A</b>	<b>N/A</b>

Boldface headings indicate the classifications used by the CSIM project.

N/A = This case type is handled by the court, but the data are unavailable.

<sup>d</sup>Case definition or unit of count:

A civil case is counted with the filing of a petition or complaint.

Source: Executive Secretary, Judicial Department, Fifteenth Annual Report, 1979 Judicial Statistics (Little Rock, Arkansas). Statistics are from the annual report except that totals have been computed where necessary.

**ARKANSAS COUNTY COURT**  
 Court of limited jurisdiction  
 75 courts; 75 judges, 55 juvenile referees  
 January 1, 1979 to December 31, 1979

	Beginning pending	Filed	Disposed	End pending
<b>Civil<sup>d</sup>:</b>				
<b>Domestic relations:</b>				
Bastardy .....	N/A	1,886	N/A	N/A
Total civil .....	N/A	1,886	N/A	N/A
<b>Juvenile:</b>				
Total juvenile .....	N/A	11,786	N/A	N/A
<b>Grand total .....</b>	N/A	13,672	N/A	N/A

Boldface headings indicate the classifications used by the CSIM project.  
 N/A = This case type is handled by the court, but the data are unavailable.

<sup>d</sup>Case definition or unit of count:  
 A civil case is counted with the filing of a petition or complaint.

Source: Executive Secretary, Judicial Department, Fifteenth Annual Report, 1979 Judicial Statistics (Little Rock, Arkansas). Statistics are from the annual report except that totals have been computed where necessary.

**ARKANSAS MUNICIPAL COURT<sup>1</sup>**  
 Court of limited jurisdiction  
 118 courts, 98 judges  
 January 1, 1979 to December 31, 1979

	Beginning pending	Filed	Disposed	End pending
<b>Civil<sup>d</sup>:</b>				
Total civil .....	N/A	24,998 <sup>i</sup>	N/A	N/A
<b>Criminal<sup>d</sup>:</b>				
<b>Misdemeanor:</b>				
Criminal .....	N/A	113,701 <sup>i</sup>	N/A	N/A
Total criminal .....	N/A	113,701 <sup>i</sup>	N/A	N/A
<b>Traffic:</b>				
<b>DWI/DUI:</b>				
Driving while intoxicated .....	N/A	19,663 <sup>i</sup>	N/A	N/A
<b>Other traffic violations:</b>				
Moving traffic .....	N/A	240,176 <sup>i</sup>	N/A	N/A
Other traffic .....	N/A	125,034 <sup>i</sup>	N/A	N/A
Total .....	N/A	365,210 <sup>i</sup>	N/A	N/A
Total traffic .....	N/A	384,875 <sup>i</sup>	N/A	N/A
<b>Grand total .....</b>	N/A	528,043 <sup>i</sup>	N/A	N/A

Boldface headings indicate the classifications used by the CSIM project.  
 N/A = This case type is handled by the court, but the data are unavailable.

<sup>d</sup>Case definition or unit of count:  
 A civil case is counted with the filing of a petition or complaint.  
 The criminal case unit of count is the number of informations, indictments, or complaints.

<sup>i</sup>Data are not complete:  
 There were no reports filed for the towns of Arkadelphia, Booneville, Dermott, DeValls Bluff, England, Eudora, Fordyce, Harrisburg, Lake Village, Lewisville, Melbourne, Rogers, Salem, Stuttgart, and Warren. Only 6-month reports are available for McGehee, Marshall, Marianna, Mammoth Spring, Hope, Clarksville, Ash Flat, and Batesville. Data reported for Batesville and Berryville were not divided into the subcategories. A total of 4,469 cases were filed in these two courts; this figure is included in the grand total figure, but not in the other breakdowns.

Source: Executive Secretary, Judicial Department, Fifteenth Annual Report, 1979 Judicial Statistics (Little Rock, Arkansas). Statistics are from the annual report except that totals have been computed where necessary.

**ARKANSAS CITY COURT, POLICE COURT, AND JUSTICE OF THE PEACE COURT<sup>1</sup>**  
 Court of limited jurisdiction  
 84 city courts, 76 judges; 3 police courts, 3 judges; 3 justice of the peace courts, 3 justices of the peace  
 January 1, 1979 to December 31, 1979

	Beginning pending	Filed	Disposed	End pending
<b>Civil<sup>d</sup>:</b>				
Total civil .....	N/A	137 <sup>i</sup>	N/A	N/A
<b>Criminal<sup>d</sup>:</b>				
<b>Misdemeanor:</b>				
Criminal .....	N/A	3,519 <sup>i</sup>	N/A	N/A
Total criminal .....	N/A	3,519 <sup>i</sup>	N/A	N/A
<b>Traffic:</b>				
<b>DWI/DUI:</b>				
Driving while intoxicated .....	N/A	1,520 <sup>i</sup>	N/A	N/A
<b>Other traffic violations:</b>				
Moving traffic .....	N/A	11,166 <sup>i</sup>	N/A	N/A
Other traffic .....	N/A	4,492 <sup>i</sup>	N/A	N/A
Total .....	N/A	15,658 <sup>i</sup>	N/A	N/A
Total traffic .....	N/A	17,178 <sup>i</sup>	N/A	N/A
<b>Grand total .....</b>	N/A	20,834 <sup>i</sup>	N/A	N/A

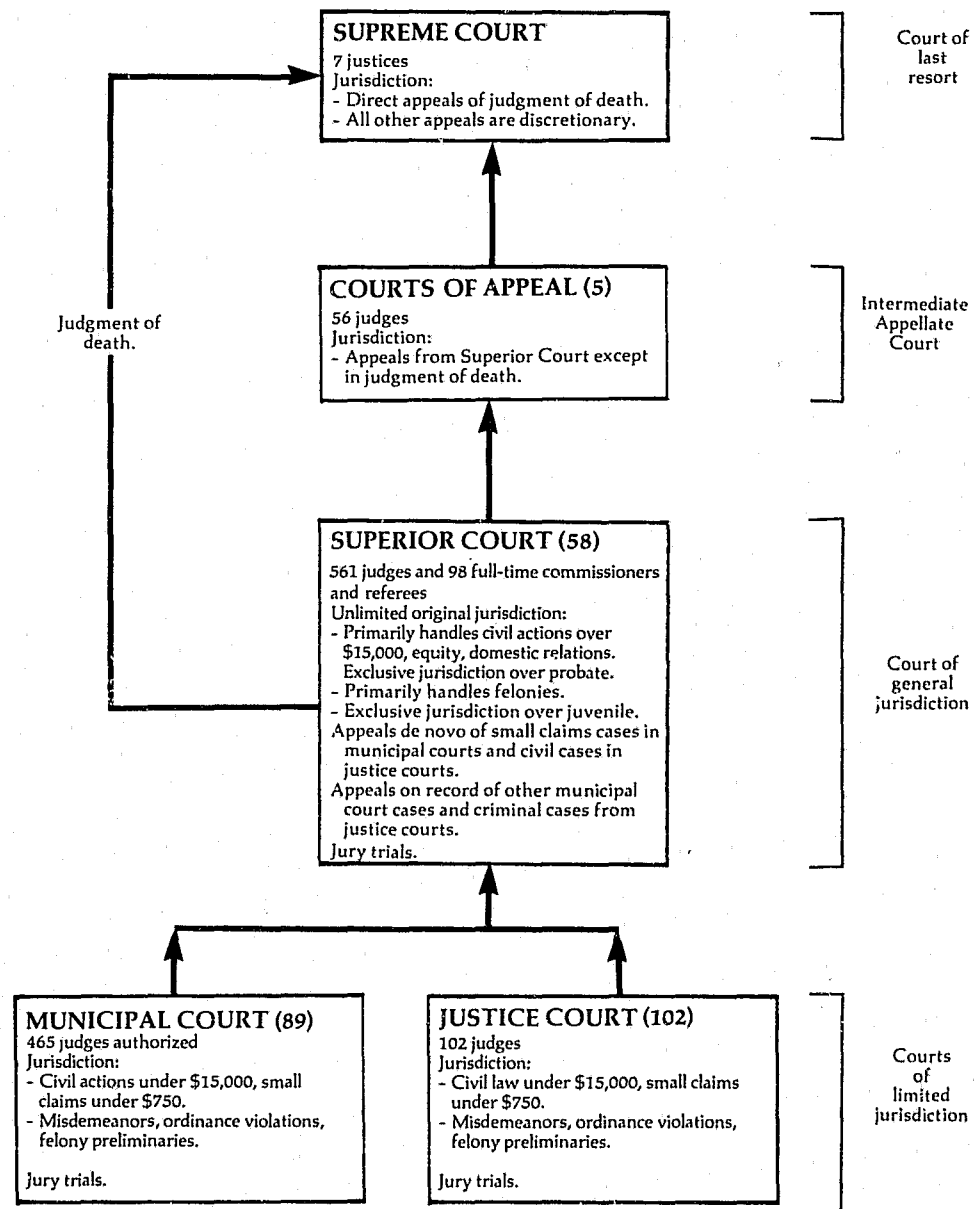
Boldface headings indicate the classifications used by the CSIM project.  
 N/A = This case type is handled by the court, but the data are unavailable.

<sup>d</sup>Case definition or unit of count:  
 A civil case is counted with the filing of a petition or complaint.  
 The criminal case unit of count is the number of informations, indictments, or complaints.

<sup>i</sup>Data are not complete:  
 There were no reports for the cities of Alma, Arkansas City, Ashdown, Austin, Bearden, Calico Rock, Cotton Plant, Decatur, Delight, Diaz, Farmington, Friendship, Gravette, Greenbriar, Grubbs, Higginson, Holly Grove, Jacksonport, Magazine, Manila, Marked Tree, McCrory, Mitchellville, Mountainburg, Newark, Norristown, Russell, Swifton, Thornton, Tuckerman and Whitehall. Only 6 month reports are available from: Altheimer, Bald Knob, Cammack Village, Carthage, Dumas, Gillett, Glenwood, Gould, Grady, Green Forest, Horseshoe Bend, Hoxie, Humphrey, Lowell, Madison, Marshall, Palestine, Pangburn, Parkdale, Patterson, Rosebud, Strong, Sulphur Springs, Summitt, Sunset, Traskwood, Tryronza, and Wilson.

Source: Executive Secretary, Judicial Department, Fifteenth Annual Report, 1979 Judicial Statistics (Little Rock, Arkansas). Statistics are from the annual report except that totals have been computed where necessary.

CALIFORNIA COURT SYSTEM, 1979



CALIFORNIA SUPREME COURT  
Court of last resort  
7 justices  
July 1, 1978 to June 30, 1979

	Beginning pending	Filed	Disposed	End pending
<b>Cases:</b>				
<b>Appeals:</b>				
Civil	N/A	0 ( 92) <sup>e</sup>	75	N/A
<b>Criminal:</b>				
Direct appeals <sup>j</sup>	N/A	15	X	N/A
Other criminal	N/A	0 ( 66) <sup>e</sup>	X	N/A
Total criminal	N/A	15 ( 66) <sup>e</sup>	49	N/A
Total appeals	N/A	15 (158) <sup>e</sup>	124	N/A
<b>Other cases:</b>				
<b>Original proceedings:</b>				
<b>Original jurisdiction:</b>				
Civil	N/A	213 ( 21) <sup>e</sup>	X	N/A
Criminal	N/A	378 ( 14) <sup>e</sup>	X	N/A
Total	N/A	591 ( 35) <sup>e</sup>	589	N/A
<b>Disciplinary matters:</b>				
Attorney disciplinary proceedings <sup>j</sup>	N/A	90	61	N/A
<b>Advisory opinion:</b>				
Executive clemency applications	N/A	118	118	N/A
Total	N/A	799 ( 35) <sup>e</sup>	768	N/A
<b>Requests to appeal<sup>k</sup>:</b>				
<b>Civil:</b>				
Civil appeals	N/A	994	902 ( 92) <sup>e</sup>	N/A
Civil original proceedings	N/A	474	453 ( 21) <sup>e</sup>	N/A
Total	N/A	1,468	1,355 (113) <sup>e</sup>	N/A
<b>Criminal:</b>				
Criminal appeals	N/A	1,109	1,043 ( 66) <sup>e</sup>	N/A
Criminal original proceedings (habeas corpus)	N/A	393	379 ( 14) <sup>e</sup>	N/A
Total	N/A	1,502	1,422 ( 80) <sup>e</sup>	N/A
Total	N/A	2,970	2,777 (193) <sup>e</sup>	N/A
Total other cases	N/A	3,769 ( 35) <sup>e</sup>	3,545 (193) <sup>e</sup>	N/A
Total cases	N/A	3,784 (193) <sup>e</sup>	3,669 (193) <sup>e</sup>	N/A
<b>Other proceedings:</b>				
Rehearing requests	N/A	N/A	82	N/A
<b>Other matters:</b>				
Transfer and retransfer	N/A	N/A	185	N/A
Orders/writs to show cause	N/A	N/A	59	N/A
Motions decided	N/A	N/A	148	N/A
Miscellaneous	N/A	N/A	2,109	N/A
Total	N/A	N/A	2,501	N/A
Total other proceedings	N/A	N/A	2,583	N/A

	Manner of disposition				Total	Disposition of appeals (criminal) <sup>m</sup>	
	Appeals	Original proceedings	Other proceedings				
Written opinion	75	48	64	0	187	Affirmed	11
						Affirmed with modifications	5
						Reversed, no retrial	2
						Reversed for expected retrial	24
						Dismissed	1

Boldface headings indicate the classifications used by the CSIM project.  
N/A = This case type is handled by the court, but the data are unavailable.  
X = The data for this case type are known to be included in the total but were not available by category.

<sup>e</sup>Cases not included in the total to avoid double counting:  
Petitions for hearings granted are not counted as a disposed petition until the resulting appeal or original proceeding is disposed; a filing is not counted for the appeal or original proceeding. These granted petitions are the numbers appearing in parentheses.

<sup>j</sup>Explanation of data included in the category:  
Direct criminal appeals are capital (death penalty) cases only.  
When an attorney files a petition for a writ of review in the Supreme Court, the disciplinary matter is docketed as a civil original proceeding, and the case is reflected both in the filings and, when decided, in the dispositions. Petitions for a writ of review were filed in 2 of the 90 disciplinary matters and petitions to set aside or stay suspension were filed in 11 of the cases.

<sup>k</sup>Requests to appeal are petitions for hearing cases previously decided by the Courts of Appeal.  
<sup>l</sup>Special source or revision in the data:  
Figures for civil and criminal original jurisdiction cases disposed and the number of executive clemency applications filed were supplied by the administrative office of the court during data verification.

<sup>m</sup>Information on disposition type or trial data:  
Disposition of appeals data include only criminal appeals terminated by written opinion.

Source: Judicial Council of California, 1980 Annual Report of the Administrative Office of the California Courts (San Francisco, California: 1980). Statistics are from the annual report except that totals have been computed where necessary.

CALIFORNIA COURTS OF APPEAL  
Intermediate appellate court  
5 districts, 56<sup>c</sup> judges  
July 1, 1978 to June 30, 1979

	Beginning pending	Filed	Disposed	End pending
<b>Cases:</b>				
<b>Appeals:</b>				
Civil .....	2,895	3,662	X	3,250
Criminal .....	2,628	4,279	X	3,069
Total appeals .....	5,523	7,941	8,667	6,319
<b>Other cases:</b>				
<b>Original proceedings:</b>				
<b>Original jurisdiction:</b>				
Civil .....	N/A	3,831	X	N/A
Criminal .....	N/A	1,081	X	N/A
Total .....	N/A	4,912	4,772	N/A
Total other cases .....	N/A	4,912	4,772	N/A
<b>Total cases .....</b>	<b>5,523<sup>i</sup></b>	<b>12,853</b>	<b>13,439</b>	<b>6,319<sup>i</sup></b>
<b>Other proceedings:</b>				
Rehearing requests .....	N/A	N/A	1,449	N/A
<b>Other matters:</b>				
Motions to dismiss on clerk's certificate .....	N/A	425	N/A	N/A
Motions .....	N/A	N/A	1,262	N/A
Orders (miscellaneous) .....	N/A	N/A	9,415	N/A
Total .....	N/A	425 <sup>i</sup>	10,677	N/A
<b>Total other proceedings .....</b>	<b>N/A</b>	<b>425<sup>i</sup></b>	<b>12,126<sup>i</sup></b>	<b>N/A</b>

Manner of disposition

	Appeals		Original proceedings	Total
	Civil	Criminal		
Written opinion .....	2,673	3,077	414	6,164

Disposition of appeals (criminal)<sup>m</sup>

Affirmed .....	2,330
Affirmed with modifications .....	368
Reversed, no retrial .....	18
Reversed for expected retrial .....	308
Dismissed .....	4

Status of pending caseload (6/30/79)

	Civil	Criminal	Total
Appeals not ready for calendar.....	1,767 <sup>h</sup>	1,908 <sup>n</sup>	3,675 <sup>h</sup>
Appeals argued, calendared, or ready for calendar..	1,483	1,161	2,644

Boldface headings indicate the classifications used by the CSIM project.  
N/A = This case type is handled by the court, but the data are unavailable.  
X = The data for this case type are known to be included in the total but were not available by category.

<sup>c</sup>Judge information:

There were 58.1 full-time judge equivalents in the Courts of Appeal during fiscal year 1978-1979.

<sup>g</sup>Change in pending does not equal the difference between filings and dispositions:  
Figures are as reported in the annual report.

<sup>h</sup>Figure was computed:

The number of pending appeals not ready for calendar was computed by subtracting the number argued, calendared, or ready for calendar from the total number pending.

<sup>i</sup>Data are not complete:

Total cases pending do not include original proceedings.

Total other matters and other proceedings filed include only motions to dismiss on clerk's certificate. Filings are not reported for other categories.

Total other matters and other proceedings disposed do not include disposition of motions to dismiss on clerk's certification.

<sup>m</sup>Information on disposition type or trial data:

Disposition of appeals data include only criminal appeals terminated by written opinion.

There were 4,901 authored majority opinions and 1,130 "by the court" majority opinions that disposed of 6,031 cases.

Source: Judicial Council of California, 1980 Annual Report of the Administrative Office of the California Courts (San Francisco, California: 1980). Statistics are from the annual report except that totals have been computed where necessary.

CALIFORNIA SUPERIOR COURT<sup>1</sup>  
Court of general jurisdiction  
58 courts, 561 judges, and 98 full-time commissioners and referees  
July 1, 1978 to June 30, 1979

	Beginning pending	Filed	Disposed	End pending
<b>Civil:</b>				
<b>Tort:</b>				
Auto tort:				
Personal injury, death and property damage--motor vehicles .....	N/A	63,105 <sup>i</sup>	41,781 <sup>i</sup>	N/A
Other tort .....	N/A	29,843 <sup>i</sup>	21,508 <sup>i</sup>	N/A
Total .....	N/A	92,948 <sup>i</sup>	63,289 <sup>i</sup>	N/A
<b>Real property rights:</b>				
Eminent domain (parcels) .....	N/A	2,074 <sup>i</sup>	1,301 <sup>i</sup>	N/A
<b>Domestic relations:</b>				
Marriage dissolution: Family law <sup>j</sup> .....	N/A	175,746 <sup>i</sup>	149,312 <sup>i</sup>	N/A
<b>Estate:</b>				
Other estate:				
Probate and guardianship .....	N/A	62,826 <sup>i</sup>	60,883 <sup>i</sup>	N/A
Mental health .....	N/A	3,558 <sup>i</sup>	3,510 <sup>i</sup>	N/A
<b>Appeal:</b>				
Appeal of trial court case: Appeals from lower courts .....	N/A	12,064 <sup>i</sup>	11,622 <sup>i</sup>	N/A
<b>Extraordinary writs:</b>				
Habeas corpus .....	N/A	12,990 <sup>i</sup>	11,764 <sup>i</sup>	N/A
<b>Other civil:</b>				
Other complaints .....	N/A	99,270 <sup>i</sup>	52,000 <sup>i</sup>	N/A
Other petitions .....	N/A	118,278 <sup>i</sup>	86,205 <sup>i</sup>	N/A
Total .....	N/A	217,548 <sup>i</sup>	138,205 <sup>i</sup>	N/A
<b>Total civil .....</b>	<b>N/A</b>	<b>579,754<sup>i</sup></b>	<b>439,886<sup>i</sup></b>	<b>N/A</b>
<b>Criminal:</b>				
<b>Felony/misdemeanor:</b>				
Criminal .....	N/A	53,931 <sup>i</sup>	49,217 <sup>i</sup>	N/A
Appeal .....	N/A	2,349 <sup>i</sup>	2,170 <sup>i</sup>	N/A
<b>Total criminal .....</b>	<b>N/A</b>	<b>56,280<sup>i</sup></b>	<b>51,387<sup>i</sup></b>	<b>N/A</b>
<b>Juvenile:</b>				
<b>Criminal-type offense:</b>				
Delinquency .....	N/A	86,222 <sup>i</sup>	79,905 <sup>i</sup>	N/A
<b>Non-offense:</b>				
Dependency .....	N/A	18,286 <sup>i</sup>	16,583 <sup>i</sup>	N/A
<b>Total juvenile .....</b>	<b>N/A</b>	<b>104,508<sup>i</sup></b>	<b>96,488<sup>i</sup></b>	<b>N/A</b>
<b>Grand total .....</b>	<b>N/A</b>	<b>740,542<sup>i</sup></b>	<b>587,761<sup>i</sup></b>	<b>N/A</b>

Trial<sup>d</sup>

Civil <sup>m</sup> :	Trial <sup>d</sup>		Total	Criminal dispositions <sup>im</sup>		
	Jury	Non-jury		Felony	Misdemeanor	Total
Auto tort .....	1,810	190	2,000 <sup>i</sup>	X	X	793
Other tort .....	X	X	1,933 <sup>i</sup>	3,483	196	3,679
Real property rights .....	X	X	292 <sup>i</sup>			
Domestic relations .....	X	X	142,497 <sup>i</sup>			
Estate .....	X	X	56,911 <sup>i</sup>	X	X	538
Mental health .....	X	X	3,284 <sup>i</sup>	1,529	200	1,729
Appeal <sup>m</sup> .....	X	X	11,124 <sup>i</sup>	33,988	2,577	36,565
Extraordinary writ .....	X	X	5,557 <sup>i</sup>	X	X	5,913
Other civil .....	X	X	43,487 <sup>i</sup>			
Total .....	2,831	264,254	267,085 <sup>i</sup>			
<b>Criminal:</b>						
Felony/misdemeanor .....	4,472	2,267	6,739 <sup>i</sup>			
Appeal <sup>m</sup> .....	X	X	1,593 <sup>i</sup>			
Total .....	X	X	8,332 <sup>i</sup>			
<b>Juvenile:</b>						
Criminal-type offense .....	X	X	72,023 <sup>i</sup>			
Non-offense .....	X	X	14,267 <sup>i</sup>			
Total .....	X	X	86,290 <sup>i</sup>			
<b>Grand total .....</b>	<b>7,303</b>	<b>354,404</b>	<b>361,707<sup>i</sup></b>			

(continued on next page)

CONNECTICUT PROBATE COURT  
Court of limited jurisdiction  
129 courts, 129 judges  
July 1, 1978 to June 30, 1979

	Beginning pending	Filed	Disposed	End pending
<b>Civil:</b>				
<b>Domestic relations:</b>				
Adoption:				
Approval of adoption agreement .....	N/A	841	N/A	N/A
Other domestic relations:				
Termination of parental rights .....	N/A	654	N/A	N/A
Combination termination of parental rights and adoption ....	N/A	280	N/A	N/A
Marriages (permission and waiver) .....	N/A	910	N/A	N/A
Other applications or petitions .....	N/A	60	N/A	N/A
Total .....	N/A	1,904	N/A	N/A
<b>Estate:</b>				
Probate/wills/intestate:				
Decedent's estate .....	N/A	31,467	N/A	N/A
Guardianship/conservatorship/trusteeship:				
Guardians .....	N/A	1,753	N/A	N/A
Conservators .....	N/A	3,898	N/A	N/A
Trustees .....	N/A	5,319	N/A	N/A
Total .....	N/A	10,970	N/A	N/A
<b>Mental health:</b>				
Application for commitment-adult .....	N/A	1,520	N/A	N/A
Other civil:				
Change of name .....	N/A	363	N/A	N/A
Total civil .....	N/A	47,065	N/A	N/A
Grand total .....	N/A	47,065	N/A	N/A

Boldface headings indicate the classifications used by the CSIM project.  
N/A = This case type is handled by the court, but the data are unavailable.

<sup>d</sup>Case definition or unit of count: A civil case is counted with the filing of a petition or complaint. <sup>k</sup>Additional information: In addition the court handled 8,851 passport applications.

Source: Chief Court Administrator, Judicial Department, Report of the Judicial Department, State of Connecticut, July 1, 1978-June 30, 1980 (Hartford, Connecticut: January, 1981). Statistics are from the biennial report except that totals have been computed where necessary.

5 judges  
Jurisdiction:  
- Civil actions under \$5,000. No limit in amount of counterclaim.  
- Misdemeanors (except drugs) outside Wilmington.  
No jury trials in New Castle.  
Jury trials in Kent and Sussex (criminal cases only).

Jurisdiction:  
- Support, divorce, annulment, separate maintenance, property settlement, custody.  
- Child corruption, intrafamily crimes (excluding felonies).  
- Dependency and neglect, delinquency.  
Juvenile traffic violations.  
No jury trials.

**JUSTICE OF THE PEACE COURT (16)**  
45 justices of the peace  
Jurisdiction:  
- Civil actions under \$1,500.  
- Minor misdemeanors. Committing magistrate in all crimes. No criminal jurisdiction in Wilmington.  
- Motor vehicle cases (except felonies).  
Jury trials in landlord/tenant cases only.

**MUNICIPAL COURT OF WILMINGTON**  
3 judges  
Jurisdiction:  
- Misdemeanor, municipal ordinance violations, preliminary hearings for felonies and drug-related misdemeanors.  
- Traffic Violations Division processes all moving and parking violations.  
No jury trials.

**ALDERMAN'S COURT (14)**  
13 aldermen, 1 deputy, 3 assistants, 1 alternate, and 1 mayor  
Jurisdiction:  
- Minor civil actions in some courts.  
- Minor misdemeanors. Municipal ordinance violations. Committing magistrate in some courts.  
- Traffic offenses, parking violations.  
No jury trials.

Courts of limited jurisdiction

↑ Indicates route of appeal.

<sup>c</sup>Judge information:

There were 58.1 full-time judge equivalents in the Courts of Appeal during fiscal year 1978-1979.

<sup>9</sup>Change in pending does not equal the difference between filings and dispositions:

Figures are as reported in the annual report.

<sup>h</sup>Figure was computed:

The number of pending appeals not ready for calendar was computed by subtracting the number argued, calendared, or ready for calendar from the total number pending.

<sup>i</sup>Data are not complete:

Total cases pending do not include original proceedings.

Total other matters and other proceedings filed include only motions to dismiss on clerk's certificate. Filings are not reported for other categories.

Total other matters and other proceedings disposed do not include disposition of motions to dismiss on clerk's certification.

<sup>m</sup>Information on disposition type or trial data:

Disposition of appeals data include only criminal appeals terminated by written opinion.

There were 4,901 authored majority opinions and 1,130 "by the court" majority opinions that disposed of 6,031 cases.

Source: Judicial Council of California, 1980 Annual Report of the Administrative Office of the California Courts (San Francisco, California: 1980). Statistics are from the annual report except that totals have been computed where necessary.

	Trial <sup>d</sup>		Total	Criminal dispositions <sup>m</sup>		
	Jury	Non-jury		Felony	Misdemeanor	Total
<b>Civil:</b>						
Auto tort .....	1,810	190	2,000 <sup>i</sup>			
Other tort .....	X	X	1,933 <sup>i</sup>			
Real property rights .....	X	X	292 <sup>i</sup>			
Domestic relations .....	X	X	142,497 <sup>i</sup>			
Estate .....	X	X	56,911 <sup>i</sup>			
Mental health .....	X	X	3,284 <sup>i</sup>			
Appeal <sup>m</sup> .....	X	X	11,124 <sup>i</sup>			
Extraordinary writ .....	X	X	5,557 <sup>i</sup>			
Other civil .....	X	X	43,487 <sup>i</sup>			
Total .....	2,831	264,254	267,085 <sup>i</sup>			
<b>Criminal:</b>						
Felony/misdemeanor .....	4,472	2,267	6,739 <sup>i</sup>			
Appeal <sup>m</sup> .....	X	X	1,593 <sup>i</sup>			
Total .....	X	X	8,332 <sup>i</sup>			
<b>Juvenile:</b>						
Criminal-type offense .....	X	X	72,023 <sup>i</sup>			
Non-offense .....	X	X	14,267 <sup>i</sup>			
Total .....	X	X	86,290 <sup>i</sup>			
Grand total .....	7,303	354,404	361,707 <sup>i</sup>			
				Jury trial:		
				Acquitted or dismissed .....	X	X
				Convicted .....	3,483	196
				Total .....		3,679
				Non-jury trial:		
				Acquitted or dismissed .....	X	X
				Convicted .....	1,529	200
				Total .....		1,729
				Guilty plea .....	33,988	2,577
				Dismissed or transferred .....	X	X
				Total .....		5,913

(continued on next page)



Boldface headings indicate the classifications used by the CSIM project.  
 N/A = This case type is handled by the court, but the data are unavailable.  
 X = The data for this case type are known to be included in the total but were not available by category.

**d**Case definition or unit of count:  
 A civil case is counted with the filing of a petition or complaint.  
 The criminal case unit of count is the number of defendants on the information or indictment.  
 A jury trial is counted when the jury is sworn.  
 A non-jury trial is counted at the point when an opening statement or the introduction of any evidence occurs.

**i**Data are not complete:  
 One court reported data for only the first six months of the reporting period.

**j**Explanation of data included in the category:  
 Family law includes annulment, divorce, and separate maintenance cases.  
 Information on disposition type or trial data:  
 Civil trials include mental health hearings; they do not include habeas corpus hearings.  
 There were 3,745 juries sworn for the 2,831 civil cases disposed by jury trial, and 4,751 juries sworn for the 4,472 criminal defendants disposed by jury trial.  
 Appeals and criminal appeals trial data are for appeals disposed by trial de novo; appeals disposed after hearing are not included.

Judicial Council of California, 1980 Annual Report of the Administrative Office of the California Courts (San Francisco, California: 1980). Statistics are from the annual report except that totals have been computed where necessary.

CALIFORNIA JUSTICE COURT  
 Court of limited jurisdiction  
 102 courts, 102 judges  
 July 1, 1978 to June 30, 1979

	Beginning pending	Filed	Disposed	End pending
<b>Civil:</b>				
Small claims .....	N/A	34,072	25,643	N/A
Other civil .....	N/A	14,704	10,117	N/A
Total civil .....	N/A	48,776	35,760	N/A
<b>Criminal:</b>				
Misdemeanor:				
Group A misdemeanor .....	N/A	25,608	22,772	N/A
Group B misdemeanor .....	N/A	25,369	23,300	N/A
Total .....	N/A	50,977	46,072	N/A
Ordinance violations:				
Non-traffic infractions .....	N/A	4,823	3,903	N/A
Preliminary hearing:				
Felonies .....	N/A	8,188	6,957	N/A
Total criminal .....	N/A	63,988	56,932	N/A
<b>Traffic:</b>				
Parking:				
Illegal parking .....	N/A	145,584	106,760	N/A
Other traffic violations:				
Group C misdemeanor .....	N/A	21,307	18,669	N/A
Group D misdemeanor .....	N/A	36,208	32,833	N/A
Traffic infractions .....	N/A	372,325	335,583	N/A
Total .....	N/A	429,840	387,085	N/A
Total traffic .....	N/A	575,424	493,845	N/A
Grand total .....	N/A	688,188	586,537	N/A

	Trial <sup>d</sup>			Civil dispositions		
	Jury	Non-jury	Total	Small claims	Other civil	Total
<b>Civil:</b>						
Small claims .....	0	18,246	18,246			
Other civil .....	20	1,987	2,007			
Total .....	20	20,233	20,253			
<b>Criminal:</b>						
Misdemeanor .....	447	3,114	3,561			
Ordinance violations .....	1	122	123			
Preliminary hearing (felonies) .....	23	3,479	3,502			
Total .....	471	6,715	7,186			
<b>Traffic:</b>						
Parking .....	0	702	702			
Other traffic violations .....	418	10,485	10,903			
Total .....	418	11,187	11,605			
Grand total .....	909	38,135	39,044			

	Traffic dispositions			Criminal dispositions				
	Parking	Other traffic violation	Total	Misdemeanor	Ordinance violation	Preliminary hearing	Total	
<b>Jury trial:</b>								
Convicted .....	0	306	306	276	0	17	293	
Acquitted or dismissed .....	0	112	112	171	1	6	178	
<b>Non-jury trial:</b>								
Convicted .....	480	7,744	8,224	1,962	85	2,912	4,959	
Acquitted or dismissed .....	222	2,741	2,963	1,031	36	567	1,634	
Juvenile order .....	21	7,370	7,391	121	1	0	122	
Guilty plea .....	2,399	63,335	65,734	22,249	967	2,254	25,470	
Transferred .....	49	2,971	3,020	321	9	123	453	
Bail forfeiture .....	95,116	245,610	340,726	13,526	2,131	1	15,658	
Dismissals .....	8,473	56,896	65,369	6,415	673	1,077	8,165	

Boldface headings indicate the classifications used by the CSIM project.  
 N/A = This case type is handled by the court, but the data are unavailable.  
 -- = Not applicable.

**d**Case definition or unit of count:  
 A civil case is counted with the filing of a petition or complaint.  
 The criminal case unit of count is the number of defendants on the information, indictment, or complaint.  
 A jury trial is counted when jury selection begins.  
 A non-jury trial is counted at the point when an opening statement or the introduction of any evidence occurs.

**j**Explanation of data included in the category:  
 Group C misdemeanors include hit and run, drunk driving, reckless driving--injury, and driving under the influence of drugs cases.  
**k**Additional information:  
 Of the 6,957 felony preliminary hearing cases disposed, 1,971 felony charges were reduced to misdemeanors.

Source: Judicial Council of California, 1980 Annual Report of the Administrative Office of the California Courts (San Francisco, California: 1980) and unpublished data provided by the administrative office of the court. Statistics are from the annual report and unpublished data except that totals have been computed where necessary.

**CALIFORNIA MUNICIPAL COURT**  
 Court of limited jurisdiction  
 89 courts, 465 authorized judgeships  
 July 1, 1978 to June 30, 1979

	Beginning pending	Filed	Disposed	End pending
<b>Civil:</b>				
Small claims .....	N/A	462,927	345,692	N/A
Other civil .....	N/A	397,649	283,346	N/A
Total civil .....	N/A	860,576	629,038	N/A
<b>Criminal:</b>				
<b>Misdemeanor:</b>				
Group A misdemeanor .....	N/A	353,338	327,750	N/A
Group B misdemeanor .....	N/A	179,932	166,739	N/A
Total .....	N/A	533,270	494,489	N/A
<b>Ordinance violation:</b>				
Non-traffic infractions .....	N/A	53,401	41,187	N/A
<b>Preliminary hearing:</b>				
Felonies .....	N/A	97,873	84,716	N/A
Total criminal .....	N/A	684,544	620,392	N/A
<b>Traffic:</b>				
<b>Parking:</b>				
Illegal parking .....	N/A	10,038,230	7,881,581	N/A
<b>Other traffic violation:</b>				
Group C misdemeanor .....	N/A	263,056	217,448	N/A
Group D misdemeanor .....	N/A	244,603	368,192	N/A
Traffic infractions .....	N/A	4,659,921	4,077,707	N/A
Total .....	N/A	5,167,580	4,663,347	N/A
Total traffic .....	N/A	15,205,810	12,544,928	N/A
Grand total .....	N/A	16,750,930	13,794,358	N/A

**Trial<sup>d</sup>**

	Jury	Non-jury	Total
<b>Civil:</b>			
Small claims .....	0	265,690	265,690
Other civil .....	548	76,814	77,362
Total .....	548	342,504	343,052
<b>Criminal:</b>			
<b>Misdemeanor</b> .....	4,467	7,484	11,951
<b>Ordinance violation</b> .....	11	868	879
<b>Felonies</b> .....	119	44,416	44,535
Total .....	4,597	51,768	56,365
<b>Traffic:</b>			
<b>Parking</b> .....	0	78,488	78,488
<b>Other traffic violation</b> .....	3,362	109,239	112,601
Total .....	3,362	187,727	191,089
Grand total .....	8,507	582,017	590,506

**Traffic dispositions**

	Parking	Other traffic violation	Total
<b>Jury trial:</b>			
Acquitted or dismissed .....	0	919	919
Convicted .....	0	2,443	2,443
<b>Non-jury trial:</b>			
Acquitted or dismissed .....	5,340	40,393	45,733
Convicted .....	73,148	68,846	141,994
Juvenile order .....	149	40,089	40,238
Guilty plea .....	97,394	1,004,594	1,101,988
Bail forfeiture .....	6,887,828	2,705,361	9,593,189
Dismissals .....	817,632	794,287	1,611,919
Transferred .....	90	6,415	6,505

**Criminal dispositions**

	Misdemeanor	Ordinance violation	Preliminary hearing felonies	Total
<b>Jury trial:</b>				
Acquitted or dismissed...	1,839	1	47	1,887
Convicted .....	2,628	10	72	2,710
<b>Non-jury trial:</b>				
Acquitted or dismissed...	3,299	266	3,412	6,977
Convicted or bound over..	4,111	577	41,002	45,690
Juvenile order .....	74	25	2	101
Pleas of guilty .....	323,703	12,261	22,040	358,004
Bail forfeitures .....	46,190	15,220	8	61,418
Dismissals .....	11,627	12,805	17,530	141,962
Transferred .....	1,018	22	603	1,643

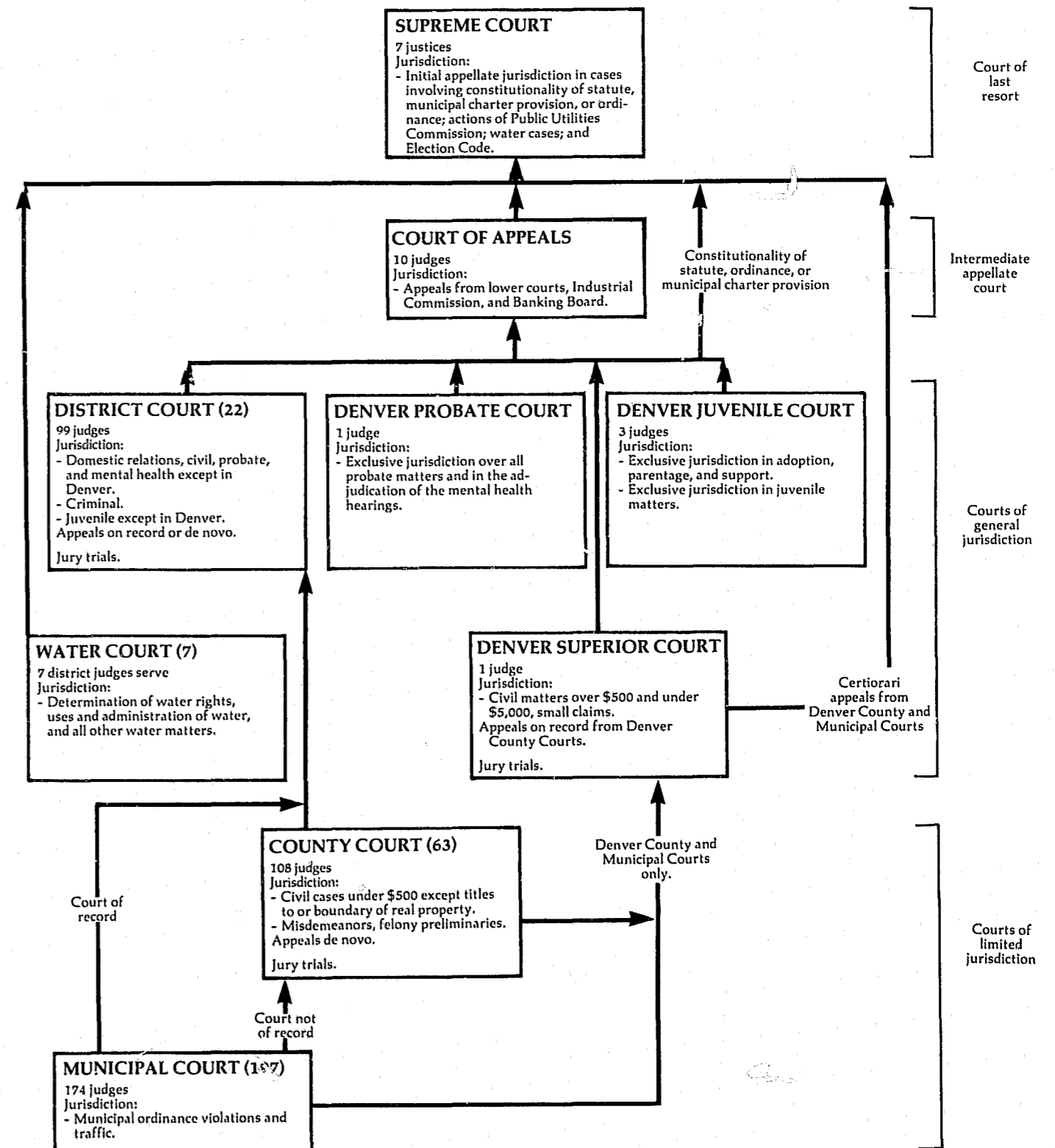
ⓑoldface headings indicate the classifications used by the CSIM project.  
 N/A = This case type is handled by the court, but the data are unavailable.  
 -- = Not applicable.

<sup>d</sup>Case definition or unit of count:  
 A civil case is counted with the filing of a petition or complaint.  
 The criminal case unit of count is the number of defendants on the information, indictment, or complaint.  
 A trial is counted when commenced. A jury trial is commenced once jury selection begins; a non-jury trial at the point when an opening statement or the introduction of any evidence occurs.

<sup>j</sup>Explanation of data included in the category:  
 Group C misdemeanors include hit and run, drunk driving, reckless driving--injury, and driving under the influence of drugs cases.  
<sup>k</sup>Additional information:  
 Of the 84,720 felony preliminary hearing dispositions, 15,312 felony charges were reduced to misdemeanors.

Source: Judicial Council of California, 1980 Annual Report of the Administrative Office of the California Courts (San Francisco, California: 1980). Statistics are from the annual report and unpublished data except that totals have been computed where necessary.

**COLORADO COURT SYSTEM, 1979**



↑ Indicates route of appeal.

COLORADO SUPREME COURT  
Court of last resort  
7 Justices  
July 1, 1978 to June 30, 1979

	Beginning pending	Filed	Disposed	End pending
<b>Cases:</b>				
<b>Appeals:</b>				
<b>Civil:</b>	X	81	X	X
<b>Criminal:</b>				
Criminal	X	96	X	X
Interlocutory	X	25	X	X
Total	X	121	X	X
<b>Postconviction remedy:</b>				
Habeas corpus	X	49	X	X
<b>Other appeals:</b>				
Statutory review	X	3	X	X
Reopened cases	X	0	X	X
Total	X	3	X	X
<b>Total appeals</b>	X	254	X	X
<b>Other cases:</b>				
<b>Original proceedings:</b>				
Original jurisdiction	X	284	X	X
Interrogatories	X	0	X	X
Rule 21.1	X	1	X	0
Bail reduction	X	0	X	X
Total	X	285	X	X
<b>Disciplinary matters:</b>				
Disciplinary proceedings	X	26	X	X
Total	X	311	X	X
<b>Requests to appeal:</b>				
Petitions in certiorari	X	375	X	X
<b>Total other cases</b>	X	686	X	X
<b>Total cases</b>	350 <sup>f</sup>	941 <sup>k</sup>	877	414

Manner of disposition

Written opinion	284
Without opinion	587
Transferred to Court of Appeals	6

Status of pending caseload (6/30/79)

<b>Cases not yet at issue:</b>	
Certiorari granted, awaiting briefs on merits	33
Appeals pending	101
Appeal on limited remand	3
Appeal held in abeyance	1
<b>Cases at issue:</b>	
Cases at issue awaiting oral argument	60
Cases orally argued awaiting opinion	70
Cases submitted without argument	50
Opinion announced awaiting action on rehearing	20

Boldface headings indicate the classifications used by the CSIM project.  
X = The data for this case type are known to be included in the total but were not available by category.

<sup>f</sup>Beginning pending figure for the 1979 court year does not equal the end pending figure for the 1978 court year:  
The beginning pending figure for 1978 was revised and is so noted in the annual report.

<sup>j</sup>Explanation of data included in the category:  
Civil appeals includes water cases, P.U.C. decisions, and constitutional questions.

<sup>k</sup>Additional information:  
Total cases filed includes one request for stay pending appeal.

Source: Office of the State Court Administrator, Annual Statistical Report of the Colorado Judiciary 1978-79 (Denver, Colorado: 1979).  
Statistics are from the annual report except that totals have been computed where necessary.

COLORADO COURT OF APPEALS  
Intermediate appellate court  
10 Judges  
July 1, 1978 to June 30, 1979

	Beginning pending	Filed <sup>j</sup>	Disposed	End pending
<b>Cases:</b>				
<b>Appeals:</b>				
<b>Civil:</b>	X	797 <sup>j</sup>	X	X
<b>Criminal:</b>	X	344 <sup>j</sup>	X	X
<b>Appeal of administrative agency case:</b>				
Industrial commission	X	73	X	X
Total appeals	1,003 <sup>f</sup>	1,214	1,120	1,097
<b>Other cases:</b>				
Requests to appeal				
Total other cases				
<b>Total cases</b>	1,003 <sup>f</sup>	1,214	1,120	1,097

Manner of disposition

Published opinion <sup>m</sup>	308
Unpublished opinion <sup>m</sup>	438
Without opinion	285
Transferred to Supreme Court	89

Status of pending caseload 6/30/79

	Appeals			
	Civil	Criminal	Agency	Total
Cases not yet at issue	X	X	X	702
<b>Cases at issue:</b>				
At issue awaiting oral argument	97	103	10	210
Orally argued awaiting opinion	86	16	2	104
Submitted without oral argument	X	X	X	81
<b>Total at issue</b>	X	X	X	395

Boldface headings indicate the classifications used by the CSIM project.  
Blank space = Not enough information is known. The case category may or may not be handled by the court.  
X = The data for this case type are known to be included in the total but were not available by category.

<sup>f</sup>Beginning pending figure for the 1979 court year does not equal the end pending figure for the 1978 court year:  
Figures are as given in the annual report.

<sup>j</sup>Explanation of data included in the category:  
Civil appeals include appeals from courts, and all administrative boards and agencies within the jurisdiction of the Court except the Industrial Commission.

<sup>m</sup>Information on disposition type or trial data:  
Prior to December 8, 1977, published opinions were referred to as written opinions. From July 1, 1976 to December 8, 1977, unpublished opinions were referred to as memo opinions.

Source: Office of the State Court Administrator, Annual Statistical Report of the Colorado Judiciary 1978-79 (Denver, Colorado: 1979).  
Statistics are from the annual report except that totals have been computed where necessary.

COLORADO DISTRICT COURT,  
DENVER SUPERIOR COURT, DENVER JUVENILE COURT,  
AND DENVER PROBATE COURT<sup>J</sup>  
Court of general jurisdiction  
22 districts, 104<sup>c</sup> judges  
July 1, 1978 to June 30, 1979

	Beginning pending	Filed	Disposed	End pending
<b>Civil:</b>				
<b>Law:</b>				
Money demands	X	16,689	13,512	X
<b>Tort:</b>				
Auto tort:				
Personal injury--motor vehicle <sup>J</sup>	X	1,516	1,290	X
Other tort:				
Personal injury--other	X	1,269	958	X
Property damage	X	968	819	X
Wrongful death	X	120	113	X
Total	X	2,357	1,890	X
Total	X	3,873	3,180	X
Real property rights:				
Real and personal property	X	5,153	4,263	X
<b>Domestic relations:</b>				
<b>Marriage dissolution:</b>				
Dissolution of marriage	X	25,199	21,645	X
Legal separation	X	457	416	X
Invalidity of marriage	X	126	115	X
Total	X	25,782	22,176	X
<b>Support/custody:</b>				
Paternity and support	X	3,835	2,530	X
Child custody	X	232	122	X
Reciprocal nonsupport interstate	X	6,745	5,835	X
Reciprocal support intrastate	X	747	677	X
Total	X	11,559	9,164	X
<b>Adoption</b>	X	2,193	1,962	X
<b>Other domestic relations:</b>				
Miscellaneous	X	382	158	X
Postjudgment actions	X	7,924	10,144	X
Total	X	8,306	10,302	X
Total	X	47,840	43,604	X
<b>Estate:</b>				
<b>Probate/wills/intestate:</b>				
Intestates	X	1,435	1,942	X
Testates	X	3,601	3,989	X
Small estates	X	209	199	X
Total	X	5,245	6,130	X
<b>Guardianship/conservatorship/trusteeship:</b>				
Guardianships	X	440	1,853	X
Conservatorships	X	760	1,014	X
Total	X	1,200	2,867	X
<b>Other estate:</b>				
Miscellaneous	X	518	542	X
Postjudgment actions	X	638	793	X
Total	X	1,156	1,335	X
Total	X	7,601	10,332	X
<b>Mental health:</b>				
Short-term treatment	X	918	904	X
Developmentally disabled admissions	X	33	25	X
Petition for evaluation	X	775	755	X
Long-term treatment	X	53	45	X
Alcoholism commitments	X	212	225	X
Postjudgment actions	X	970	1,038	X
Miscellaneous	X	82	39	X
Total	1,268	3,043	3,031	1,280
<b>Appeal:</b>				
<b>Appeal of administrative agency case:</b>				
Administrative review and local governments	X	531	528	X
<b>Appeal of trial court case:</b>				
County court appeals	X	117	85	X
Total	X	648	613	X
<b>Extraordinary writs:</b>				
Miscellaneous <sup>J</sup>	X	4,203	3,503	X
<b>Other civil:</b>				
Postjudgment actions	X	6,932	7,884	X
Total civil	X	95,982	89,922	X
<b>Criminal:</b>				
<b>Felony:</b>				
Offenses against the person	X	1,931	1,607	X
Offenses against property	X	5,330	4,533	X
Offense involving fraud	X	854	681	X
Offenses involving governmental operation	X	245	213	X
Drug and narcotic offenses	X	720	661	X
Miscellaneous offenses	X	1,542	1,276	X
Total	X	10,622	8,971	X
<b>Appeal:</b>				
<b>Appeal of trial court case:</b>				
County court appeals	X	540	354	X

<b>Other criminal:</b>				
Non-offense <sup>J</sup>	X	452	336	X
Postjudgment actions	X	3,673	4,667	X
Total	X	4,125	5,003	X
Total criminal <sup>k</sup>	11,603	15,287	14,328	12,562
<b>Juvenile:</b>				
<b>Criminal-type offense:</b>				
Delinquency	X	6,304	5,378	X
<b>Status offense:</b>				
Child in need of support	X	764	725	X
<b>Non-offense:</b>				
Dependency and neglect petitions	X	2,181	1,723	X
<b>Other juvenile:</b>				
Relinquishments	X	506	481	X
Miscellaneous	X	714	562	X
Postjudgment actions	X	7,162	7,603	X
Total	X	8,382	8,646	X
Total juvenile <sup>k</sup>	X	17,631	16,472	X
Grand total <sup>k</sup>	97,971	128,900	120,722	106,149

Boldface headings indicate the classifications used by the CSIM project.

X = The data for this case type are known to be included in the total but were not available by category.

<sup>c</sup>Judge information:

Five of these 104 judges serve in the Denver Superior, Juvenile, and Probate Courts.

<sup>d</sup>Case definition or unit of count:

A civil case is counted with the filing of a petition or complaint.

The criminal case unit of count is the number of defendants on the information or indictment.

<sup>J</sup>Explanation of data included in the category:

Personal injury--motor vehicle includes related property damage.

Miscellaneous under extraordinary writs includes habeas corpus and other remedial writs, injunctions, etc.

Criminal non-offense cases include extraditions, revocations, parole, and release from commitment hearings.

Source: Office of the State Court Administrator, Annual Statistical Report of the Colorado Judiciary 1978-79 (Denver, Colorado: 1979). Statistics are from the annual report except that totals have been computed where necessary.

COLORADO WATER COURT<sup>a</sup>  
Court of general jurisdiction  
7 districts, 7 district judges serve  
July 1, 1978 to June 30, 1979

	Beginning pending	Filed <sup>J</sup>	Disposed	End pending
<b>Civil:</b>				
Real property rights <sup>J</sup>	3,995	2,134	2,112	4,017
Total civil	3,995	2,134	2,112	4,017
Grand total	3,995	2,134	2,112	4,017

Boldface headings indicate the classifications used by the CSIM project.

X = The data for this case type are known to be included in the total but were not available by category.

<sup>a</sup>Court jurisdiction:

Data for this court are included with the general jurisdiction courts since District Court judges serve.

<sup>d</sup>Case definition or unit of count:

A civil case is counted with the filing of a petition or complaint.

<sup>J</sup>Explanation of data included in the category:

Filed includes original actions filed and postjudgment actions filed.

Cases filed include water adjudications, diligence findings, review petitions, and cases involving springs, waste waters, etc.

Source: Office of the State Court Administrator, Annual Statistical Report of the Colorado Judiciary 1978-79 (Denver, Colorado: 1979). Statistics are from the annual report except that totals have been computed where necessary.

**COLORADO COUNTY COURT**  
 Court of limited jurisdiction  
 63 counties, 108 judges  
 July 1, 1978 to June 30, 1979

	Beginning pending	Filed	Disposed	End pending
<b>Civil<sup>d</sup>:</b>				
Small claims .....	1,980 <sup>f</sup>	12,242	11,231	2,991
Other civil:				
Civil .....	11,199 <sup>f</sup>	57,276	54,977	13,498
Total civil .....	13,179 <sup>f</sup>	69,518	66,208	16,489
<b>Criminal<sup>d</sup>:</b>				
Misdemeanor <sup>j</sup> .....	11,449 <sup>f</sup>	30,486	28,793	13,142
Preliminary hearing .....	0	2,439	2,439	0
Total criminal .....	11,449 <sup>f</sup>	32,925	31,232	13,142
<b>Traffic:</b>				
Total traffic .....	46,491 <sup>f</sup>	164,443	159,205	51,729
<b>Grand total .....</b>	<b>71,119<sup>f</sup></b>	<b>266,886</b>	<b>256,645</b>	<b>81,360</b>

	Trial <sup>d</sup>			Traffic dispositions	
	Jury	Non-jury	Total		
<b>Civil:</b>				Traffic violations bureau .....	
Small claims .....	--	3,885	3,885	3,168	
Other civil .....	54	3,410	3,464		
Total .....	54	7,295	7,349		
<b>Criminal:</b>					
Misdemeanor .....	251	1,526	1,777		
Traffic .....	834	7,253	8,087		
Total .....	1,139	16,074	17,213		

Boldface headings indicate the classifications used by the CSIM project.  
 -- = Not applicable.

<sup>d</sup>Case definition or unit of count:  
 A civil case is counted with the filing of a petition or complaint.  
 The criminal case unit of count is the number of defendants on the information, indictment, or complaint.  
 A jury trial is counted when the jury is sworn.

<sup>f</sup>Beginning pending figures for the 1979 court year do not equal end pending figures for the 1978 court year:  
 Pending data were revised by the administrative office of the court.

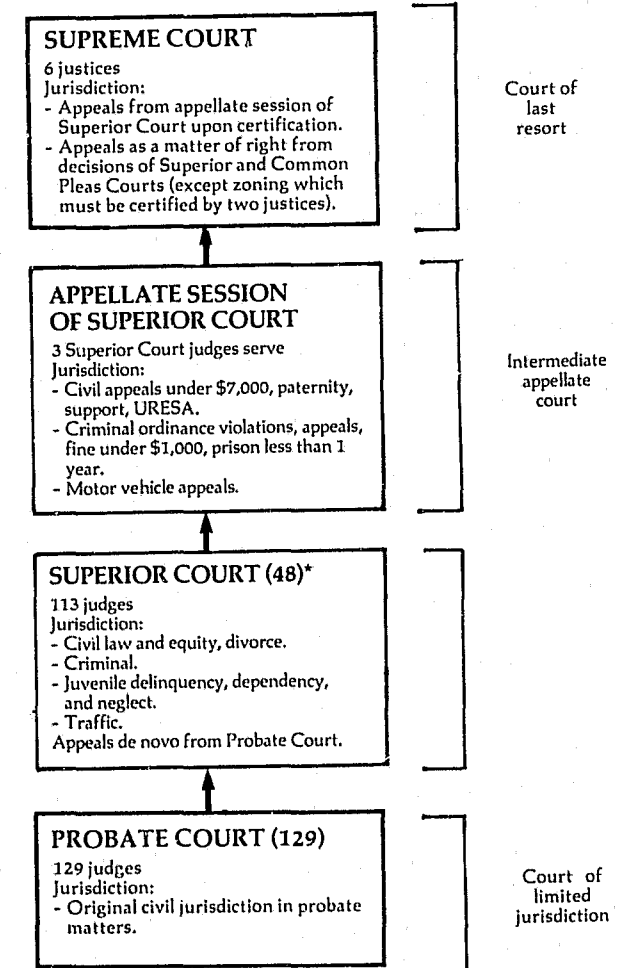
<sup>j</sup>Explanation of data included in the category:  
 Misdemeanor data include only those cases filed as misdemeanors, and not those filed as felonies but reduced to misdemeanors.

Source: Office of the State Court Administrator, Annual Statistical Report of the Colorado Judiciary 1978-79 (Denver, Colorado: 1979).  
 Statistics are from the annual report except that totals have been computed where necessary.

**COLORADO MUNICIPAL COURT**  
 Court of limited jurisdiction  
 197 courts, 174 judges  
 July 1, 1978 to June 30, 1979

There were no data available for cases filed in the Municipal Court for fiscal year 1978-79.

**CONNECTICUT COURT SYSTEM, 1979**



↑ Indicates route of appeal.

\*On July 1, 1978, the Court of Common Pleas and the Juvenile Court were abolished. Their jurisdiction was transferred to the Superior Court.

CONNECTICUT SUPREME COURT  
Court of last resort  
6 Justices  
July 1, 1978 to June 30, 1979

	Beginning pending	Filed	Disposed	End pending
<b>Cases:</b>				
<b>Appeals:</b>				
Civil .....	487	425	390	522
Criminal .....	121	90	57	154
Total appeals .....	608	515	447	676
<b>Other cases:</b>				
Original proceedings .....				
Requests to appeal:				
Petitions for certification .....	11 <sup>l</sup>	99 <sup>l</sup>	95	15 <sup>l</sup>
Total other cases .....	11	99	95	15
<b>Total cases .....</b>	<b>619<sup>f</sup></b>	<b>614</b>	<b>542</b>	<b>691</b>
<b>Other proceedings:</b>				
Other matters:				
Motions .....	N/A	N/A	232 <sup>k</sup>	N/A
Reservations .....	N/A	N/A	5	N/A
Total .....	N/A	N/A	237	N/A
<b>Total other proceedings .....</b>	<b>N/A</b>	<b>N/A</b>	<b>237</b>	<b>N/A</b>

Manner of disposition	Appeals			Disposition of appeals <sup>1</sup>
	Civil	Criminal	Total	
By opinion .....	195	43	238	Affirmed (no error) .....
				Reversed (error, no further proceedings).....
				Reversed and remanded (error, further proceedings).....
				Reservations .....

Boldface headings indicate the classifications used by the CSIM project.  
Blank space = Not enough information is known. The case category may or may not be handled by the court.  
N/A = This case type is handled by the court, but the data are unavailable.

<sup>f</sup>Beginning pending figure for the 1979 court year does not equal the end pending figure for the 1978 court year:  
For 1979, the number of petitions for certification pending at the beginning of the year was available. This figure was not available for the end of 1978, and thus, the two reported numbers are different.

<sup>k</sup>Additional information:  
All two hundred thirty two of the motions acted on were argued.  
<sup>l</sup>Special source or revision in the data:  
The number of petitions for certification pending and filed and the disposition of appeals data were provided by the office of the Chief Court Administrator during data verification.

Source: Chief Justice and Chief Court Administrator, Judicial Department, Report of the Judicial Department, State of Connecticut, July 1, 1978 to June 30, 1980 (Hartford, Connecticut: January, 1981). Statistics are from the report except that totals have been computed where necessary, and additional information was supplied by the Office of the Chief Court Administrator during data verification.

APPELLATE SESSION OF SUPERIOR COURT, CONNECTICUT<sup>a</sup>  
Intermediate appellate court  
3 Superior Court judges serve  
July 1, 1978 to June 30, 1979

	Beginning pending	Filed	Disposed	End pending
<b>Cases:</b>				
<b>Appeals:</b>				
Civil .....	152	82	120	114
Criminal .....	63	53	45	71
Total appeals .....	215	135	165	185
<b>Total cases .....</b>	<b>215</b>	<b>135</b>	<b>165</b>	<b>185</b>

Manner of disposition	Appeals		
	Civil	Criminal	Total
By opinion .....	60	28	88

Boldface headings indicate the classifications used by the CSIM project.

<sup>a</sup>Court jurisdiction:  
The Appellate Session of Superior Court was established by statute in 1974. In previous editions of this State Court Caseload Statistics: Annual Report series it was classified as part of the general jurisdiction trial court and its caseload data were given on that court's statistical profile. Starting in 1979, it has been reclassified as an intermediate appellate court and its caseload data presented on a separate court profile.

Source: Chief Justice and Chief Court Administrator, Judicial Department, Report of the Judicial Department July 1, 1978 to June 30, 1980 (Hartford, Connecticut: January, 1981). Statistics are from the biennial report except that totals have been computed where necessary.

CONNECTICUT SUPERIOR COURT<sup>b</sup>  
Court of general jurisdiction  
48 courts, 113 judges  
July 1, 1978 to June 30, 1979

	Beginning pending	Filed	Disposed	End pending
<b>Civil:</b>				
<b>Law:</b>				
Civilj .....	57,446	41,544	40,518	58,4739
Civil--Housing Sessions <sup>k</sup> .....	0	93	21	72
Total .....	57,446	41,637	40,539	58,5459
<b>Real property rights:</b>				
Summary process--Housing Sessions <sup>k</sup> .....	0	2,434	1,685	749
<b>Small claims:</b>				
Small claims .....	N/A	85,615	N/A	N/A
Small claims--Housing Sessions <sup>k</sup> .....	0	741	410	331
Total .....	N/A	86,356	410 <sup>i</sup>	331 <sup>i</sup>
<b>Domestic relations:</b>				
Marriage dissolution .....	13,979 <sup>f</sup>	17,068	18,772	12,275
Other domestic relations:				
Termination of parental rights .....	53	207	176	84
Total .....	14,032	17,275	18,948	12,359
<b>Mental health:</b>				
Revocation of commitment .....	69	202	197	74
<b>Total civil .....</b>	<b>71,547<sup>fi</sup></b>	<b>147,904</b>	<b>61,779<sup>i</sup></b>	<b>75,0389<sup>i</sup></b>
<b>Criminal:</b>				
<b>Felony:</b>				
Part A criminal .....	3,042 <sup>fk</sup>	5,043	5,084	2,8929 <sup>k</sup>
<b>Felony/misdemeanor:</b>				
Part B criminal .....	8,729 <sup>fk</sup>	96,231	89,589 <sup>k</sup>	7,5859 <sup>k</sup>
<b>Other criminal:</b>				
Criminal--Housing Sessions .....	0	80	14	66
<b>Total criminal .....</b>	<b>11,771<sup>f</sup></b>	<b>101,354</b>	<b>94,687</b>	<b>10,5439</b>
<b>Traffic:</b>				
<b>Other traffic violation:</b>				
Motor vehicle .....	11,075	X	X	5,483
Infractions awaiting payment .....	13,209	X	X	13,047
Total .....	24,284	322,705	328,459	18,530
<b>Total traffic .....</b>	<b>24,284</b>	<b>322,705</b>	<b>328,459</b>	<b>18,530</b>
<b>Juvenile:</b>				
<b>Criminal-type offense:</b>				
Delinquency referrals .....	4,390 <sup>f</sup>	15,993	16,505	3,878
<b>Non-offense:</b>				
Neglect .....	282 <sup>f</sup>	748	663	367
<b>Total juvenile .....</b>	<b>4,672<sup>f</sup></b>	<b>16,741</b>	<b>17,168</b>	<b>4,245</b>
<b>Grand total .....</b>	<b>112,274<sup>fi</sup></b>	<b>588,704</b>	<b>502,093<sup>i</sup></b>	<b>108,356<sup>i</sup></b>

	Trial <sup>d</sup>			Total	Status of pending caseload (6/30/79)			
	Jury	Non-jury			Felony (Part A)			
<b>Civil:</b>								
Law <sup>m</sup> .....	438	2,062	2,500		Waiting plea .....		274	
Domestic relations <sup>m</sup> .....	--	1,078	1,078		Waiting trial .....		2,366	
Total .....	438	3,140	3,578		Waiting sentence .....		252	
<b>Criminal:</b>								
Felony Part A .....	207	0	207					
Felony/misdemeanor .....	311	957	1,268					
Total .....	518	957	1,475					
<b>Grand total .....</b>	<b>956<sup>i</sup></b>	<b>4,097<sup>i</sup></b>	<b>5,053<sup>i</sup></b>					

	Age of pending caseload (months) (6/30/79)			
	0-3 months	3-6 months	6-12 months	Over 12 months
Criminal Part A .....	932	578	686	696
Juvenile delinquency .....	2,544	904	430 <sup>n</sup>	(n)

(continued on next page)

Boldface headings indicate the classifications used by the CSIM project.  
 N/A = This case type is handled by the court but the data are unavailable.  
 -- = Not applicable.

**Particular court or reporting system information:**

On July 1, 1978, the Court of Common Pleas and the Juvenile Court were unified with the Superior Court. As a result, data reported for 1979 for this court are not comparable to those reported from previous years.

Starting with this profile, data from the Appellate Session of Superior Court are given in a separate profile as an intermediate appellate court. These data were included in the Superior Court profile in previous years.

**Case definition or unit of count:**

A civil case is counted with the filing of a petition or complaint.

The criminal case unit of count is the number of defendants on the information or indictment.

A jury trial is counted when the jury is sworn.  
 A non-jury trial is counted when the first witness is sworn.

**Beginning pending figure for the 1979 court year does not equal the end pending figure for the 1978 court year:**

Figures reported were affected by the consolidation of the courts that occurred during 1979.

Figures are given as in the reports.

**Change in pending does not equal the difference between filings and dispositions:**

Pending figures are given for active cases only. There was no information available on the number of cases transferred from active to inactive status or from inactive to active status during the year, resulting in the imbalance.

**Data are not complete:**

No pending or disposition data were available for small claims cases not handled by the Housing Sessions. These data are missing from the total small claims, total civil, and grand total pending and disposition figures.

**Explanation of data included in the category:**

Civil law cases include torts, contracts, collection cases, and appeals of wills and estates in trust from the Probate Court.

**Additional information:**

The Housing Session was initiated in January, 1979. Data for the Housing Session are given for the final six months of the year. Four thousand eight hundred twenty Part B criminal cases were transferred to Part A.

In addition to the data included in the profile, there were 856 inactive Part A criminal cases and 10,542 inactive Part B (4,055 in diversionary stage and 6,487 with rearrest pending) cases pending at the beginning of the year and 965 Part A and 13,508 Part B (5,035 in diversionary stage and 8,473 with rearrest pending) cases pending at the end of the year.

**Information on disposition type or trial data:**

Data for civil trials are given for law cases on the jury, non-jury, or appeal of administrative agency case trial lists and domestic relations marriage dissolution cases.

Trial data were not available for any cases handled by the Housing Sessions or for civil, small claims, or law cases disposed in the geographic area courts, formerly the Courts of Common Pleas.

Source: Office of Chief Court Administrator, Judicial Department, Court Unification: The First 365 Days (Hartford, Connecticut), and Chief Court Administrator, Judicial Department, Report of the Judicial Department, State of Connecticut, July 1, 1978-June 30, 1980 (Hartford, Connecticut: January, 1981). Statistics are from these two reports except that totals have been computed where necessary.

**CONNECTICUT PROBATE COURT**  
 Court of limited jurisdiction  
 129 courts, 129 judges  
 July 1, 1978 to June 30, 1979

	Beginning pending	Filed	Disposed	End pending
<b>Civil:</b>				
<b>Domestic relations:</b>				
<b>Adoption:</b>				
Approval of adoption agreement .....	N/A	841	N/A	N/A
<b>Other domestic relations:</b>				
Termination of parental rights .....	N/A	654	N/A	N/A
Combination termination of parental rights and adoption .....	N/A	280	N/A	N/A
Marriages (permission and waiver) .....	N/A	910	N/A	N/A
Other applications or petitions .....	N/A	60	N/A	N/A
Total .....	N/A	1,904	N/A	N/A
Total .....	N/A	2,745	N/A	N/A
<b>Estate:</b>				
<b>Probate/wills/intestate:</b>				
Decedent's estate .....	N/A	31,467	N/A	N/A
<b>Guardianship/conservatorship/trusteeship:</b>				
Guardians .....	N/A	1,753	N/A	N/A
Conservators .....	N/A	3,898	N/A	N/A
Trustees .....	N/A	5,319	N/A	N/A
Total .....	N/A	10,970	N/A	N/A
Total .....	N/A	42,437	N/A	N/A
<b>Mental health:</b>				
Application for commitment-adult .....	N/A	1,520	N/A	N/A
<b>Other civil:</b>				
Change of name .....	N/A	363	N/A	N/A
Total civil .....	N/A	47,065	N/A	N/A
Grand total .....	N/A	47,065	N/A	N/A

Boldface headings indicate the classifications used by the CSIM project.  
 N/A = This case type is handled by the court, but the data are unavailable.

**Case definition or unit of count:**

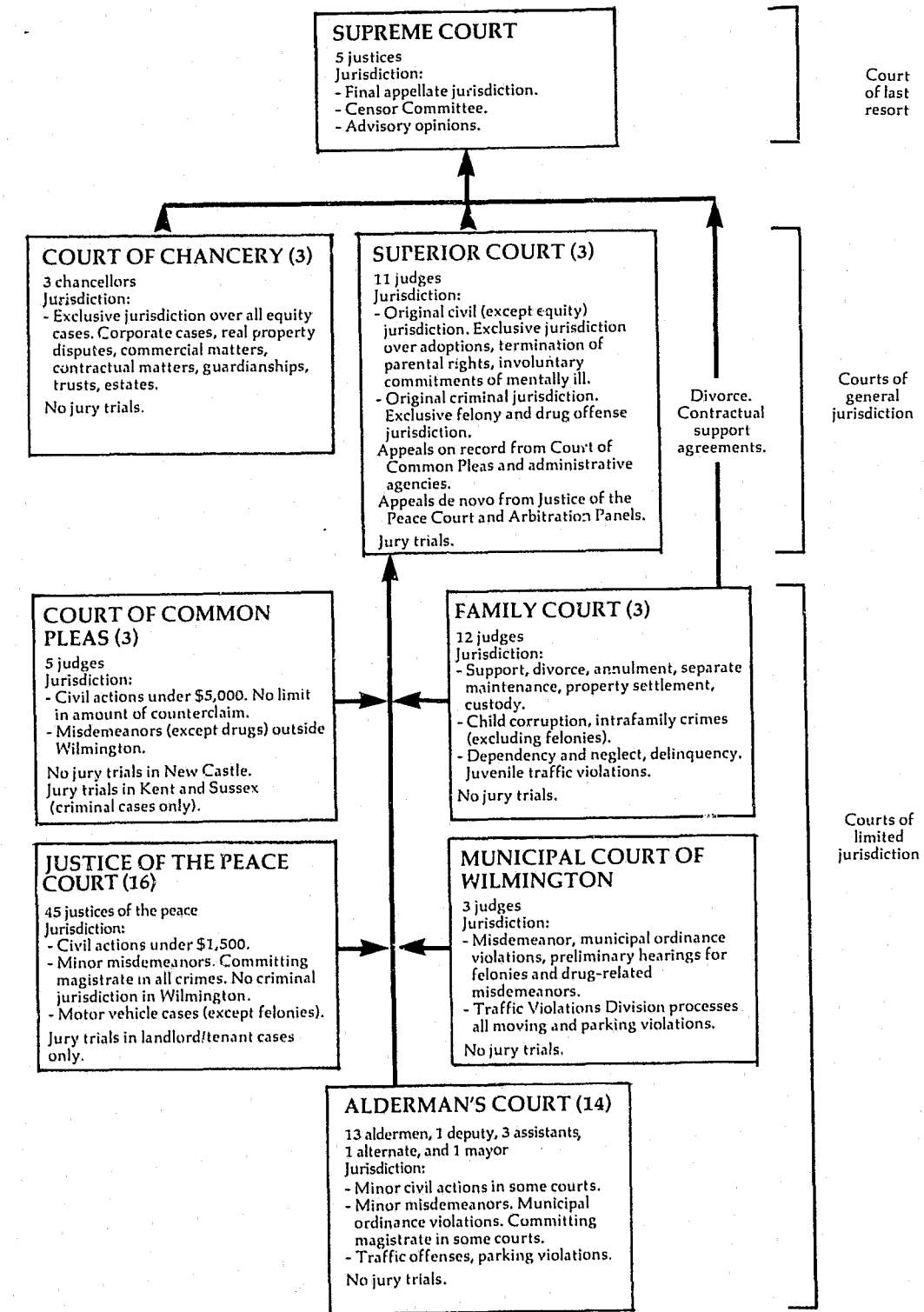
A civil case is counted with the filing of a petition or complaint.

**Additional information:**

In addition the court handled 8,851 passport applications.

Source: Chief Court Administrator, Judicial Department, Report of the Judicial Department, State of Connecticut, July 1, 1978-June 30, 1980 (Hartford, Connecticut: January, 1981). Statistics are from the biennial report except that totals have been computed where necessary.

**DELAWARE COURT SYSTEM, 1979**



↑ Indicates route of appeal.

DELAWARE SUPREME COURT  
Court of last resort  
5 Justices  
July 1, 1978 to June 30, 1979

	Beginning pending	Filed	Disposed	End pending
<b>Cases:</b>				
<b>Appeals:</b>				
Civil <sup>d</sup> .....	188 <sup>f</sup>	191	218	161
Criminal .....	133 <sup>f</sup>	126	124	135
Total appeals .....	321 <sup>f</sup>	317	342	296
<b>Other cases:</b>				
<b>Original proceedings:</b>				
Original jurisdiction:				
Original applications .....	6	16	11	11
Certifications .....	2	4	5	1
Total .....	8	20	16	12
Advisory opinions .....	0	2	0	2
Total .....	8	22	16	14
Total other cases .....	8	22	16	14
<b>Total cases .....</b>	<b>329</b>	<b>339</b>	<b>358</b>	<b>310</b>

Boldface headings indicate the classifications used by the CSIM project.

<sup>f</sup>Beginning pending figures for the 1979 court year do not equal the end pending figure for the 1978 court year: Figures were adjusted from those originally reported in the 1978 Delaware Annual Report.

Source: Director, Administrative Office of the Courts, 1979 Annual Report of the Delaware Judiciary (Wilmington, Delaware: 1979). Statistics are from the annual report except that totals have been computed where necessary.

DELAWARE COURT OF CHANCERY<sup>k</sup>  
Court of general jurisdiction  
3 counties, 3 chancellors  
July 1, 1978 to June 30, 1979

	Beginning pending	Filed	Disposed	End pending
<b>Civil<sup>d</sup>:</b>				
<b>Estate:</b>				
<b>Probate/wills/intestate:</b>				
Estates .....	2,908	1,766	1,657	3,017
<b>Guardianship/conservatorship/trusteeship:</b>				
Guardians for minors .....	1,074	126	151	1,049
Guardians for infirm .....	723	122	73	772
Trusts .....	1,982	137	133	1,986
Trustees for mentally ill .....	169	6	4	171
Total .....	3,948	391	361	3,978
<b>Other estate:</b>				
Other matters .....	307	83	66	324
Total .....	7,163	2,240	2,084	7,319
<b>Other civil:</b>				
Civil cases <sup>j</sup> .....	661	417	383	695
<b>Total civil .....</b>	<b>7,824</b>	<b>2,657</b>	<b>2,467</b>	<b>8,014</b>
<b>Grand total .....</b>	<b>7,824</b>	<b>2,657</b>	<b>2,467</b>	<b>8,014</b>

Boldface headings indicate the classifications used by the CSIM project.

<sup>d</sup>Case definition or unit of count:

A civil case is counted with the filing of a petition or complaint.

<sup>j</sup>Explanation of data included in the category:

Civil cases include corporate cases, equity, real property disputes (boundaries and title), commercial matters, contractual matters, Delaware's "Sunshine Law," etc. Corporate matters take up most of the time.

<sup>k</sup>Additional information:

This profile does not include referrals to the Public Guardian. The Public Guardian refers cases to the Court of Chancery if he thinks a guardianship may be necessary. In the fiscal year 1978-79 there were 79 beginning pending, 119 filed, 110 disposed, and 88 end pending cases for the Public Guardian. The 119 filed cases were 8 guardianships and 111 investigations.

Source: Director, Administrative Office of the Courts, 1979 Annual Report of the Delaware Judiciary (Wilmington, Delaware: 1979). Statistics are from the annual report except that totals have been computed where necessary.



DELAWARE SUPERIOR COURT  
Court of general jurisdiction  
3 counties, 11 judges  
July 1, 1978 to June 30, 1979

	Beginning pending	Filed	Disposed	End pending
<b>Civil<sup>d</sup>:</b>				
<b>Law:</b>				
Complaints .....	2,479	1,875	1,665	2,689
<b>Real property rights:</b>				
Mechanic's liens and mortgages .....	385	658	579	464
<b>Domestic relations:</b>				
Other domestic relations:				
Terminations and adoptions .....	185	304	308	181
<b>Mental health:</b>				
Involuntary commitments .....	104	674	650	128
Appeal .....	394	216	225	385
<b>Other civil:</b>				
Miscellaneous .....	160	394	340	214
<b>Total civil .....</b>	<b>3,707</b>	<b>4,121</b>	<b>3,767</b>	<b>4,061</b>
<b>Criminal<sup>d</sup>:</b>				
<b>Felony/misdemeanor:</b>				
Criminal <sup>j</sup> .....	1,417	2,729	3,186	1,181
Appeal .....	(j)	221	(j)	(j)
<b>Total criminal .....</b>	<b>1,417</b>	<b>2,950</b>	<b>3,186<sup>k</sup></b>	<b>1,181<sup>k</sup></b>
<b>Grand total .....</b>	<b>5,124</b>	<b>7,071</b>	<b>6,953</b>	<b>5,242</b>

	Trial <sup>d</sup>			Criminal dispositions <sup>k</sup>	
	Jury	Non-jury	Total	Jury trial:	Felony/misdemeanor
<b>Civil<sup>m</sup></b>					
Law .....	X	X	128	Guilty .....	154
Real property rights ...	X	X	3	Guilty plea .....	41
Total .....	X	X	131	Not guilty .....	38
<b>Criminal<sup>k</sup></b>	269	50	319	Dismissal at trial .....	10
<b>Total .....</b>	N/A	N/A	450	Nolle prosequi at trial .....	6
				Hung jury .....	20
				Mistrial .....	11
				<b>Non-jury trial:</b>	
				Guilty .....	31
				Guilty plea .....	1
				Not guilty .....	16
				Directed verdict .....	1
				Nolle prosequi at trial .....	1
				Plea .....	1,962
				Total trial conviction .....	227
				Total acquittal .....	55
				Dismissal .....	31
				Nolle prosequi .....	796
				Appeal dismissed, record remanded .....	55
				Remand .....	5
				Diversions and consolidations .....	7

Time interval data (average days)<sup>n</sup>

	Between filing and disposition
<b>Civil:</b>	
Law .....	490.4
Real property rights .....	159.3
Other domestic relations .....	138.1
Mental health .....	36.1
Appeal .....	434.1
Other civil .....	95.8

Time interval data (average days)

	Mean	Median <sup>n</sup>
<b>Criminal:</b>		
Arrest to disposition <sup>n</sup> .....	88.6	70.5
Indictment to disposition <sup>n</sup> .....	67.1	46.5
Length of trial .....	1.77	N/A

Civil disposition

	Law	Real property rights	Domestic relations	Mental health	Appeals	Other	Total
Granted .....			294			260	554
Dismissed .....	215	13	14	226	37	70	575
<b>Withdrawn:</b>							
Voluntary dismissals .....	899	159	--	--	63	0	1,121
<b>Uncontested:</b>							
Voluntary commitment .....	--	--	--	424	--	--	424
Default judgment for plaintiff .....	300	388	--	--	--	0	688
Other judgment for plaintiff .....	83	9	--	--	--	0	92
Judgment for defendant .....	34	2	--	--	--	0	36
Split decision .....	6	5	--	--	--	0	11
Affirmed .....	--	--	--	--	72	--	72
Reversed .....	--	--	--	--	20	--	20
Affirmed in part, reversed in part ...	--	--	--	--	6	--	6
Remanded .....	--	--	--	--	27	--	27
Other .....	0	0	0	0	0	10	10

Boldface headings indicate the classifications used by the CSIM project.  
N/A = This case type is handled by the court, but the data are unavailable.  
X = The data for this case type are known to be included in the total but were not available by category.

<sup>d</sup>Case definition or unit of count:

A civil case is counted with the filing of a petition or complaint.  
The criminal case unit of count is the number of defendants on the information, indictment, transfer, appeal, or reinstatement. A defendant with a consecutively numbered series of information, appeals, or transfers filed on the same day is counted as one defendant.  
A jury trial is counted when the jury is sworn.  
A non-jury trial is counted at the point when an opening statement or the introduction of any evidence occurs.

<sup>j</sup>Explanation of data included in the category:

Involuntary commitment proceedings are held only in New Castle County.  
Criminal case figures include appeals that are tried de novo except for filings, which can be separated into new filings and appeals.

<sup>k</sup>Additional information:

The number of pending criminal defendants displayed includes those which are triable and not triable.  
In addition to the criminal case dispositions listed there were also 257 unindicted criminal cases disposed by nolle prosequi. These cases were not counted with the other criminal dispositions because these cases were never actually before the Superior Court. The cases had been bound over to Superior Court either because probable cause was found at the preliminary hearing, or because the preliminary hearing was waived, but either the Attorney General then decided not to seek indictment, or the grand jury ignored the indictment.  
The trial information counts the number of trials held. More than one defendant's case may be disposed of by a single trial. There were 280 defendants whose cases were disposed of by jury trial, and 50 whose cases were disposed of by non-jury trial.

<sup>m</sup>Information on disposition type or trial data:

Only law and real property rights cases are tried in this court.

<sup>n</sup>Information on time interval or age of pending caseload data:

Arrest to disposition times include all defendants.  
Indictment to disposition times include indicted defendants only.  
Median time values were calculated using the grouped medians method.

Source: Director, Administrative Office of the Courts, 1979 Annual Report of the Delaware Judiciary (Wilmington, Delaware: 1979). Statistics are from the annual report except that totals have been computed where necessary.

DELAWARE FAMILY COURT  
Court of limited jurisdiction  
3 courts, 12 Judges  
July 1, 1978 to June 30, 1979

	Beginning pending	Filed	Disposed <sup>k</sup>	End pending <sup>k</sup>
<b>Civil<sup>d</sup>:</b>				
<b>Domestic relations:</b>				
<b>Marriage dissolution:</b>				
Divorce and annulments .....	999	3,560	3,734	825
<b>Support/custody:</b>				
New support .....	X	3,405	X	X
Arrearages and modifications .....	X	2,941	X	X
Custody/visitation .....	X	2,665	X	X
Total .....		9,011	X	
<b>Other domestic relations:</b>				
Visitation .....	X	591	X	X
Imperiling .....	X	584	X	X
Ancillary matters .....	X	1,029	X	X
Total .....	X	2,204	X	X
Total .....	X	14,775	X	X
Other civil .....	X	812	X	X
<b>Total civil .....</b>	<b>2,595</b>	<b>15,587</b>	<b>15,189</b>	<b>2,993</b>
<b>Criminal<sup>d</sup>:</b>				
<b>Other criminal:</b>				
Adult criminal .....	220	2,345	2,328	237
Total criminal .....	220	2,345	2,328	237
<b>Traffic:</b>				
<b>Other traffic violation:</b>				
Traffic--juvenile .....	X	763	X	X
Total traffic .....	X	763	X	X
<b>Juvenile:</b>				
<b>Criminal-type offense:</b>				
Felony .....	X	2,041	X	X
Misdemeanor .....	X	5,402	X	X
Total .....	X	7,443	X	X
Status offense .....	X	736	X	X
Total juvenile .....	X	8,179	X	X
<b>Grand total .....</b>	<b>3,922</b>	<b>26,874</b>	<b>26,475</b>	<b>4,321</b>

Boldface headings indicate the classifications used by the CSIM project.  
X = The data for this case type are known to be included in the total but were not available by category.

<sup>d</sup>Case definition or unit of count:  
A civil case is counted with the filing of a petition or complaint.  
The criminal, traffic, and juvenile unit of count is the number of single incidents. Multiple complaints arising from a single incident are counted as a single petition.

Source: Director, Administrative Office of the Courts, 1979 Annual Report of the Delaware Judiciary (Wilmington, Delaware: 1979). Statistics are from the annual report except that totals have been computed where necessary.

DELAWARE JUSTICE OF THE PEACE COURT  
Court of limited jurisdiction  
16 courts, 45 justices of the peace  
July 1, 1978 to June 30, 1979

	Beginning pending	Filed	Disposed	End pending
<b>Civil<sup>d</sup>:</b>				
Total civil .....	13,691	16,459	15,384	14,766
<b>Criminal<sup>d</sup>:</b>				
<b>Misdemeanor:</b>				
Criminal .....	X	17,570	X	X
<b>Other criminal:</b>				
Fish/game .....	X	2,090	X	X
Other .....	X	3,296	X	X
Total .....	X	5,386	X	X
Total criminal .....	X	22,956	X	X
<b>Traffic:</b>				
Total traffic .....	X	86,355	X	X
<b>Grand total .....</b>	<b>14,644</b>	<b>125,770</b>	<b>124,178</b>	<b>16,236</b>

**Criminal and traffic dispositions**

By mail-in fine .....	59,276
By court appearance .....	48,861
By counsel appearance .....	657

Boldface headings indicate the classifications used by the CSIM project.  
X = The data for this case type are known to be included in the total but were not available by category.

<sup>d</sup>Case definition or unit of count:  
A civil case is counted with the filing of a petition or complaint.  
The criminal case unit of count is the number of charges.

Source: Director, Administrative Office of the Courts, 1979 Annual Report of the Delaware Judiciary (Wilmington, Delaware: 1979). Statistics are from the annual report except that totals have been computed where necessary.

DELAWARE COURT OF COMMON PLEAS  
Court of limited jurisdiction  
3 courts, 5 judges  
July 1, 1978 to June 30, 1979

	Beginning pending	Filed	Disposed	End pending
<b>Civil<sup>d</sup>:</b>				
<b>Other civil:</b>				
Complaints <sup>J</sup> .....	X	3,545	X	X
Miscellaneous <sup>J</sup> .....	X	194	X	X
Total .....	1,586	3,739	3,238	2,087
Total civil .....	1,586	3,739	3,238	2,087
<b>Criminal<sup>d</sup>:</b>				
<b>Misdemeanor:</b>				
Criminal .....	1,130	7,411	7,394	1,147
Total criminal .....	1,130	7,411	7,394	1,147
<b>Grand total .....</b>	<b>2,716</b>	<b>11,150</b>	<b>10,632</b>	<b>3,234</b>

**Trial<sup>d</sup>**

	Jury <sup>a</sup>	Non-jury	Total
Criminal .....	50	7,344	7,394

Boldface headings indicate the classifications used by the CSIM project.  
X = The data for this case type are known to be included in the total but were not available by category.

<sup>a</sup>Court jurisdiction:  
Jury trials are not handled in the New Castle County Court of Common Pleas; jury trials for criminal cases are held in Kent and Sussex Counties. If a jury demand is made in New Castle County, the case is transferred to the Superior Court.

A non-jury trial is counted if the case is not disposed of by a jury trial. Disposition by guilty plea, nolle prosequi, dismissal, etc., are all counted as non-jury trials.

<sup>d</sup>Case definition or unit of count:  
A civil case is counted with the filing of a petition or complaint.  
The criminal case unit of count is the number of charges.  
A jury trial is counted when the jury is sworn.

<sup>J</sup>Explanation of data included in the category:  
"Complaints" includes complaints for damages (including those involving automobiles), replevins, foreign attachments, and domestic attachments.  
"Miscellaneous" includes civil judgments and petitions for name change.

Source: Director, Administrative Office of the Courts, 1979 Annual Report of the Delaware Judiciary (Wilmington, Delaware: 1979). Statistics are from the annual report except that totals have been computed where necessary.

MUNICIPAL COURT OF WILMINGTON, DELAWARE  
 Court of limited jurisdiction  
 1 court, 3 judges  
 July 1, 1978 to June 30, 1979

	Beginning pending	Filed	Disposed	End pending
<b>Criminal<sup>d</sup>:</b>				
<b>Other criminal:</b>				
Criminal <sup>j</sup> .....	407	9,154	9,023	538
Total criminal .....	407	9,154	9,023	538
<b>Traffic:</b>				
Other traffic violation .....	1,225	17,199	17,591	833
Total traffic <sup>j</sup> .....	1,225	17,199	17,591	833
<b>Grand total .....</b>	<b>1,632</b>	<b>26,353</b>	<b>26,614</b>	<b>1,371</b>

Boldface headings indicate the classifications used by the CSIM project.

<sup>d</sup>Case definition or unit of count:

The criminal case unit of count is the number of charges.

<sup>j</sup>Explanation of data included in the category:

Criminal cases include misdemeanor, ordinance violation, and preliminary hearing cases.

Source: Director, Administrative Office of the Courts, 1979 Annual Report of the Delaware Judiciary (Wilmington, Delaware: 1979). Statistics are from the annual report except that totals have been computed where necessary.

DELAWARE ALDERMAN'S COURT  
 Court of limited jurisdiction  
 14 courts, 13 aldermen and 1 mayor<sup>c</sup>  
 July 1, 1978 to June 30, 1979

	Beginning pending	Filed	Disposed	End pending
<b>Civil<sup>d</sup>:</b>				
<b>Small claims:</b>				
Other .....	0 <sup>i</sup>	53 <sup>i</sup>	175 <sup>i</sup>	09 <sup>i</sup>
Total civil .....	0 <sup>i</sup>	53 <sup>i</sup>	175 <sup>i</sup>	09 <sup>i</sup>
<b>Criminal<sup>d</sup>:</b>				
<b>Misdemeanor:</b>				
Criminal .....	0 <sup>i</sup>	1,393 <sup>i</sup>	2,036 <sup>i</sup>	119 <sup>i</sup>
Total criminal .....	0 <sup>i</sup>	1,393 <sup>i</sup>	2,036 <sup>i</sup>	119 <sup>i</sup>
<b>Traffic:</b>				
Total traffic .....	202 <sup>i</sup>	7,975 <sup>i</sup>	14,329 <sup>i</sup>	1299 <sup>i</sup>
<b>Grand total .....</b>	<b>219<sup>i</sup></b>	<b>10,935<sup>i</sup></b>	<b>16,540<sup>i</sup></b>	<b>1699<sup>i</sup></b>

Boldface headings indicate the classifications used by the CSIM project.

N/A = This case type is handled by the court, but the data are unavailable.

<sup>c</sup>Judge information:

In addition to the aldermen and mayor serving this court, there are also 1 deputy, 3 assistant, and positions for 2 alternate aldermen, one of which was vacant during 1979.

<sup>d</sup>Case definition or unit of count:

A civil case is counted with the filing of a petition or complaint.

The criminal case unit of count is the number of charges.

<sup>g</sup>Change in pending does not equal the difference between filings and dispositions:

Difference is due to the various sources of missing data listed below.

<sup>i</sup>Data are not complete:

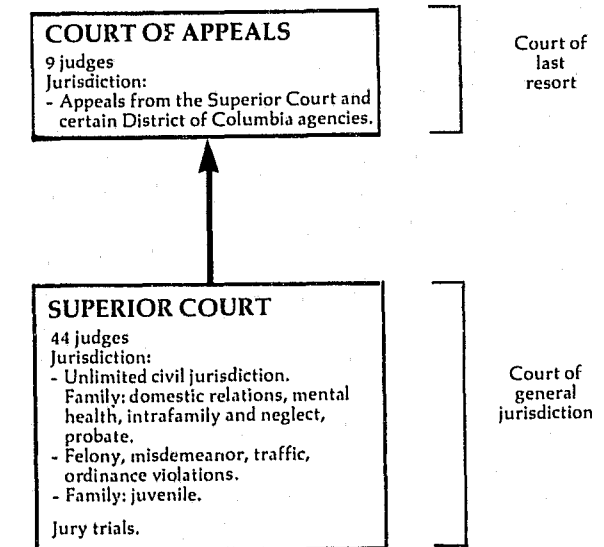
No filing or pending data were available for the courts in Newport, Harrington, Bridgeville, and Ocean View. The court in Newark did not report any pending data.

Civil disposed and grand total disposed figures do not include data from August 1978 through December 1978 for the Harrington Alderman's Court.

No data were available for criminal and traffic dispositions for November and December 1978 and March 1979 for the Blades Alderman's Court. Pending and filed figures for the court in Rehoboth Beach were not divided into criminal and traffic cases. These cases were included in the grand total figures reported (17 beginning pending, 1,514 filed, and 29 end pending) but are not included in either the criminal or traffic totals.

Source: Director, Administrative Office of the Courts, 1979 Annual Report of the Delaware Judiciary (Wilmington, Delaware: 1979). Statistics are from the annual report except that totals have been computed where necessary.

DISTRICT OF COLUMBIA COURT SYSTEM, 1979



↑ Indicates route of appeal.

DISTRICT OF COLUMBIA COURT OF APPEALS  
 Court of last resort  
 9 Judges  
 January 1, 1979 to December 31, 1979

	Beginning pending	Filed	Disposed	End pending
<b>Cases:</b>				
<b>Appeals:</b>				
Civil .....	X	419	X	X
Criminal .....	X	574	X	X
Appeal of administrative agency case:				
Agency .....	X	124	X	X
Total appeals <sup>j</sup> .....	X	1,117 <sup>j</sup>	1,278 <sup>j</sup>	X
<b>Other cases:</b>				
<b>Original proceedings:</b>				
<b>Original jurisdiction:</b>				
Special proceedings <sup>j</sup> .....	X	79	X	X
Disciplinary .....	N/A	40	40	N/A
Total .....	X <sup>i</sup>	119	40 <sup>i</sup>	X <sup>i</sup>
<b>Requests to appeal:</b>				
Petitions for review .....	X	(j)	(j)	X
Total other cases .....	X <sup>i</sup>	119	X	X <sup>i</sup>
<b>Total cases</b> .....	1,134 <sup>fil</sup>	1,236	1,318	1,052 <sup>l</sup>
<b>Other proceedings:</b>				
<b>Other matters:</b>				
Procedural motions .....	0	7,093	7,093	0
Substantive motions .....	0	1,303	1,303	0
Total .....	0	8,396	8,396	0
<b>Total other proceedings</b> .....	0	8,396	8,396	0

Manner of disposition		Time interval (average days)	
Opinion .....	319	Notice of appeal to filing of record .....	127 <sup>l</sup>
Judgment .....	400	Filing of record until briefing is completed .....	142 <sup>l</sup>
By order .....	559	Completed briefing to argument or submission .....	94 <sup>l</sup>
		Argument or submission to decision .....	112 <sup>l</sup>
		Notice of appeal to decision.....	449

Boldface headings indicate the classifications used by the CSIM project.  
 X = The data for this case type are known to be included in the total but were not available by category.  
<sup>f</sup>Beginning pending figure for the 1979 court year does not equal the end pending figure for the 1978 court year. Figure is as provided by the administrative office of the court during data verification.  
<sup>i</sup>Data are not complete:  
 The total original proceedings disposed figure does not include special proceedings cases.  
 Disciplinary cases are not included in the total cases pending figures.  
<sup>j</sup>Explanation of data included in the category:  
 Total appeals figures include appeals and petitions for review cases.  
 "Special proceedings" include mandamus, prohibition, extradition, habeas corpus, contempt, and mental health cases. Formerly the majority of these cases were categorized under criminal appeals.  
<sup>l</sup>Special source or revision in the data:  
 Beginning and end pending figures for total cases and other figures as footnoted were provided by the administrative office of the court during data verification.  
 Source: Joint Committee on Judicial Administration in the District of Columbia and Executive Officer, 1979 Annual Report (Washington, D.C.). Statistics are from the annual report except that totals have been computed where necessary, and additional information was supplied by the administrative office of the court during data verification.

DISTRICT OF COLUMBIA SUPERIOR COURT  
Court of general jurisdiction  
1 court, 44 judges  
January 1, 1979 to December 31, 1979

Table with 5 columns: Description, Beginning pending, Filed, Disposed, End pending. Rows include Civil (Law, Small claims, Real property rights, Domestic relations, Estate, Mental health, Appeal, Extraordinary writ, Traffic, Juvenile) and Grand total.

Table with 4 columns: Trial (Jury, Non-jury, Total), Civil (Law, Small claims, Mental health, Appeal, Total), Criminal (Felony, Misdemeanor, Ordinance violation, Total), Traffic (Other traffic violation, Grand total).

Table with 2 columns: Description, Civil (law) dispositions. Rows include Settled before court, Dismissed before trial, Removed from calendar, Settled at pre-trial or trial conference, Summary judgment granted, Settlement, Dismissed for want of prosecution, Consent or confessed judgment, Dismissed by motion, Default judgment, Exparte, Judgment on pleadings, Motions, Motion for judgment granted, Other, Dismissed-pretrial motion.

Juvenile dispositions

Table with 2 columns: Description, Criminal type offense and status offense. Rows include Not petitioned, Closed, Committed to SSA, Consent decree, Dismissed, Disposed on another case, Transferred, Probation, Suspended commitment, Other.

Traffic dispositions

Table with 2 columns: Description, Traffic dispositions. Rows include Other traffic violation, Guilty plea, Dismissed by court, Nolle prosequi, No paper, Transfer Rule 105, Absconded, Security forfeit, Other.

Time interval data (average months)

Table with 2 columns: Description, Time trial could be had after case was placed on calendar. Rows include Civil jury, Civil non-jury.

Criminal dispositions

Table with 6 columns: Description, Felony, Misdemeanor, Ordinance violation, Preliminary hearing, Extraordinary writ, Total. Rows include Jury trial (Guilty, Not guilty, Mistrial, Motions for judgment of acquittal), Non-jury trial (Guilty, Not guilty, Motions for judgment of acquittal), Dismissed by court, No paper, Nolle prosequi, Guilty plea, Absconded, Mental observation, Transfer Rule 105, Security forfeit, Held for Grand Jury, Waived Grand Jury, No probable cause, Certified to U.S. Magistrate, Indictment filed, Extradition waived, Extradition granted, Extradition denied, Special proceedings granted, Special proceedings denied, Others.

(continued on next page)

Boldface headings indicate the classifications used by the CSIM project.  
 N/A = This case type is handled by the court, but the data are unavailable.  
 -- = Not applicable.

**a**Court jurisdiction:

Superior Court data are displayed according to case types, not court divisions as they exist in the Superior Court. Civil Division handles civil jury, civil non-jury, **small claims**, and landlord and tenant cases. Family Division handles divorce, adoption, paternity, support, reciprocal support, intrafamily, judicial petitions, habeas corpus, delinquency, neglect, and person in need of supervision cases. Probate Division handles decedent's estates and minor's estates cases. Tax Division handles civil tax and criminal tax cases. Criminal Division handles all **criminal** and **traffic** cases.

**d**Case definition or unit of count:

A civil case is counted when it is placed on the calendar (has reached issue).  
 The criminal case unit of count is the number of defendants on the information, indictment, or complaint.  
 A jury trial is counted if tried to verdict.  
 A non-jury trial is counted if tried to decision.

**f**Beginning pending figure for the 1979 court year does not equal the end pending figure for the 1978 court year.

The difference is due to adjustments made by the administrative office of the court.

**g**Change in pending does not equal the difference between filings and dispositions:

There was a correction of -8 cases made to the juvenile criminal-type offense caseload data during the year.

**h**Figure was computed:

Figure was computed from filed, disposed, and end pending data.

**i**Data are not complete:

No data were available for the number of nonjury trials conducted for **small claims** cases. As a result, nonjury and total trial figures for total civil and total cases are not complete.  
 No breakdown was available for the outcome of non-jury trials for **criminal ordinance violations** cases. The total breakdown of the result of criminal non-jury trials is therefore not complete.

**j**Explanation of data included in the category:

The business of the auditor-master division includes fiduciary accounts, orders of reference, and inventories.  
 Special proceedings include fugitive from justice complaints, writs of habeas corpus, extradition of out of state witnesses, adversary hearings, and show cause of contempt proceedings.  
 Criminal and traffic cases filed include new filings and reinstated cases.

**k**Additional information:

Information on the beginning pending figure for landlord and tenant cases reflects a change in administrative policy. Beginning in 1978, pending cases reported include all undisposed cases. Prior to 1978, practice was to reflect as pending only those cases for which trial had been set.

Starting in 1979, most minor traffic violations were transferred to the Department of Transportation.

**l**Special source or revision in the data:

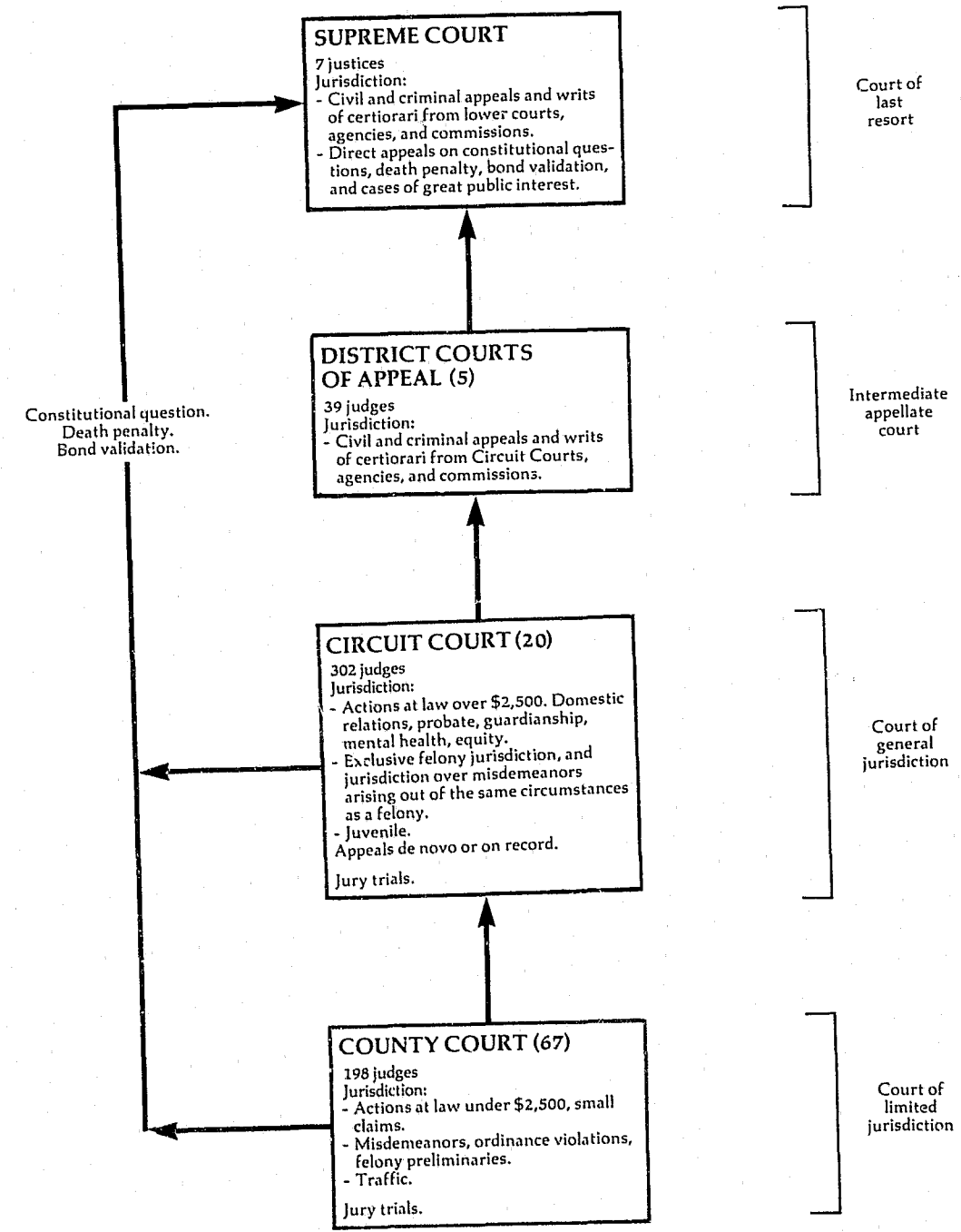
These figures were provided by the staff of the Executive Officer during data verification.

**m**Disposition type or trial data:

Other traffic dispositions are defendants whose cases are in the traffic summons stage in accordance with procedures outlined in the Traffic Violation Notice System.

Source: Joint Committee on Judicial Administration in the District of Columbia and Executive Officer, 1979 Annual Report (Washington, D.C.). Statistics are from the annual report except that totals have been computed where necessary, and additional information was provided by the staff of the Executive Officer during data verification.

FLORIDA COURT SYSTEM, 1979



↑ Indicates route of appeal.

FLORIDA SUPREME COURT  
Court of last resort  
7 justices  
January 1, 1979 to December 31, 1979

	Beginning pending	Filed	Disposed	End pending
<b>Cases:</b>				
Appeals .....	X	372	386	X
Total appeals .....	X	372	386	X
<b>Other cases:</b>				
<b>Original proceedings:</b>				
<b>Original jurisdiction:</b>				
Habeas corpus .....	X	156	161	X
Mandamus .....	X	98	111	X
Prohibition .....	X	39	39	X
Board of Bar Examiners .....	X	37	29	X
Other .....	X	24	24	X
Total .....	X	354	364	X
<b>Disciplinary:</b>				
Florida Bar .....	X	163	143	X
<b>Advisory opinion:</b>				
Certified questions .....	X	3	5	X
Total .....	X	520	512	X
<b>Requests to appeal:</b>				
<b>Petitions for writs of certiorari from:</b>				
District Courts of Appeal .....	X	1,264	1,200	X
Circuit Court .....	X	25	20	X
<b>Appeal of administrative agency case:</b>				
Industrial Relations Commission .....	X	346	374	X
Public Service Commission .....	X	23	29	X
Total .....	X	369	403	X
Other .....	X	11	3	X
Total .....	X	1,669	1,626	X
Total other cases .....	X	2,189	2,138	X
<b>Total cases .....</b>	<b>1,363<sup>1</sup></b>	<b>2,561</b>	<b>2,524</b>	<b>1,403<sup>1</sup></b>
<b>Other proceedings:</b>				
<b>Rehearing requests:</b>				
Petitions for rehearing .....	64 <sup>1</sup>	236 <sup>1</sup>	255 <sup>1</sup>	479 <sup>1</sup>
<b>Total other proceedings .....</b>	<b>64<sup>1</sup></b>	<b>236<sup>1</sup></b>	<b>255<sup>1</sup></b>	<b>479<sup>1</sup></b>

Manner of disposition<sup>1</sup>

Opinion:	
Written opinion .....	188
Per curiam .....	229
Total .....	417
Disposition by order .....	2,107

Status of pending caseload<sup>1</sup> (12/31/79)

Number of cases:	
Not perfected .....	391
Ready for argument .....	60
Under consideration .....	952
Total .....	1,403

Boldface headings indicate the classifications used by the CSIM project.  
X = The data for this case type are known to be included in the total but were not available by category.

<sup>9</sup>Change in pending does not equal the difference between filings and dispositions:  
There were +3 corrections made to the count of cases and +2 corrections made to the count of other proceedings in the court during the year by the clerk of the court.

<sup>1</sup>Special source or revision in the data:  
Figures footnoted were supplied by the clerk of the court during data verification.

Source: Office of State Courts Administrator, Florida Judicial System Statistical Report 1979 (Tallahassee, Florida). Statistics are from the annual reports except that totals have been computed where necessary, and additional information was supplied by the clerk of the court during data verification.

FLORIDA DISTRICT COURTS OF APPEAL  
Intermediate appellate court  
5 districts, 39 judges  
January 1, 1979 to December 31, 1979

	Beginning pending	Filed	Disposed	End pending
<b>Cases:</b>				
Appeals .....	X	10,039	8,641	X
Total appeals .....	X	10,039	8,641	X
<b>Other cases:</b>				
<b>Original proceedings:</b>				
<b>Original jurisdiction:</b>				
Other original writs .....	X	780	628	X
<b>Advisory opinion:</b>				
Other .....	X	1,019	1,043	X
Total .....	X	1,799	1,671	X
<b>Requests to appeal:</b>				
Certiorari .....	X	512	549	X
Total other cases .....	X	2,311	2,220	X
<b>Total cases .....</b>	<b>6,641<sup>1</sup></b>	<b>12,350</b>	<b>10,861</b>	<b>8,249<sup>1</sup></b>

Boldface headings indicate the classifications used by the CSIM project.  
X = The data for this case type are known to be included in the total but were not available by category.

<sup>9</sup>Change in pending does not equal the difference between filings and dispositions:  
Figures are as given in the annual report and by the administrative office of the courts.

<sup>1</sup>Explanation of data included in the category:  
"Other" category includes reinstated appeals and certified questions.

<sup>1</sup>Special source or revision in the data:  
Pending figures were provided by the administrative office of the courts during data verification.

Source: Office of State Courts Administrator, Florida Judicial System Statistical Report 1979 (Tallahassee, Florida). Statistics are from the annual report except that totals have been computed where necessary, and additional information was supplied by the Office of the State Courts Administrator during data verification.

FLORIDA CIRCUIT COURT  
Court of general jurisdiction  
20 circuits, 302 judges  
January 1, 1979 to December 31, 1979

Table with columns: Beginning pending, Filed, Disposed, End pending. Rows include Civil, Criminal, and Juvenile categories with various sub-types.

Summary tables for Trial and Criminal (felony) dispositions. Includes sub-tables for Civil and Criminal dispositions with counts for Jury, Non-jury, and Total.

Boldface headings indicate the classifications used by the CSIM project. N/A = This case type is handled by the court, but the data are unavailable. Case definition or unit of count: A civil case is counted with the filing of a petition or complaint.

FLORIDA COUNTY COURT  
Court of limited jurisdiction  
67 counties, 198 judges  
January 1, 1979 to December 31, 1979

Table with columns: Beginning pending, Filed, Disposed, End pending. Rows include Civil, Criminal, and Traffic categories.

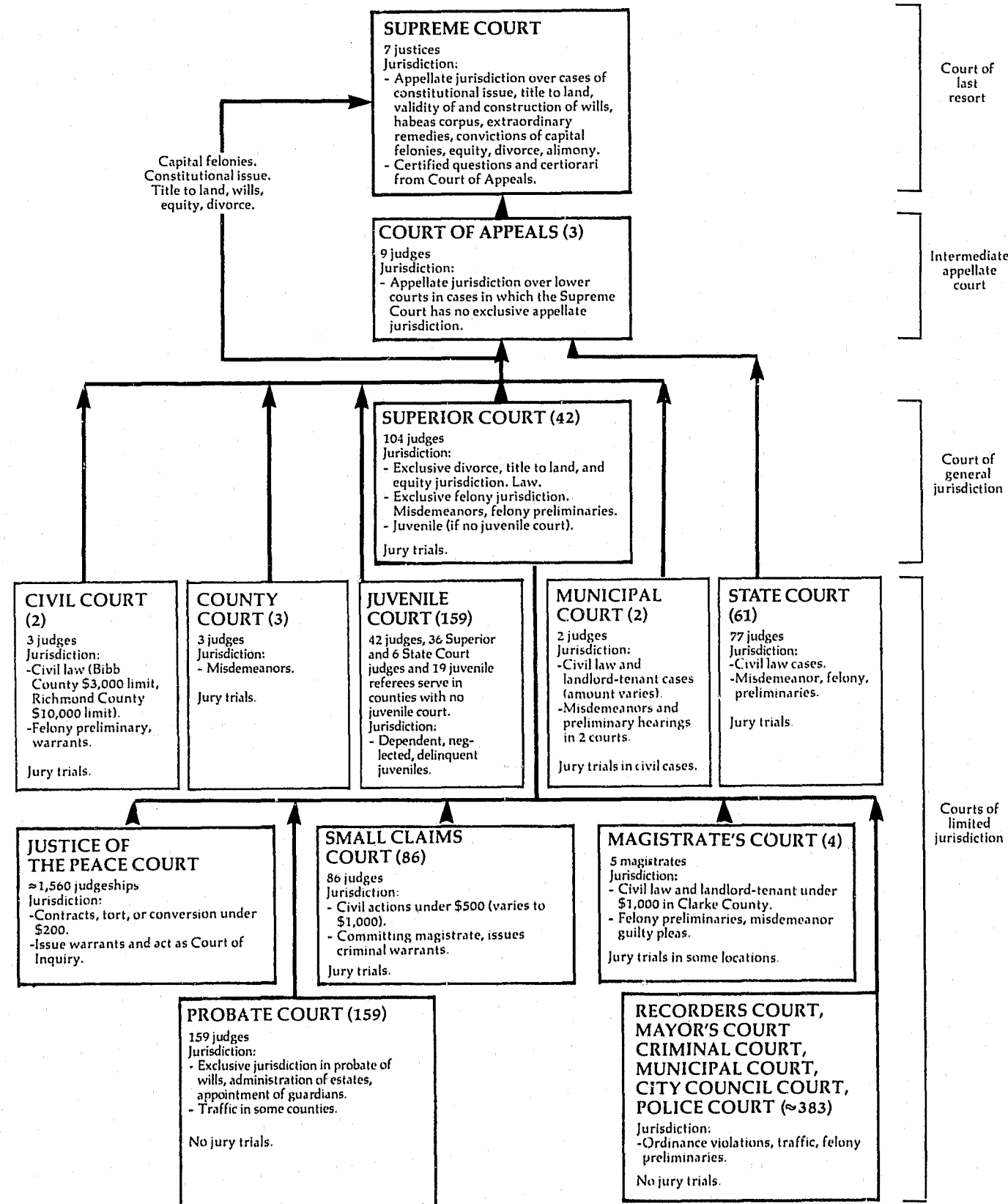
Summary tables for Trial, Civil dispositions, Criminal dispositions, and Traffic dispositions. Includes counts for Jury, Non-jury, and Total.

Boldface headings indicate the classifications used by the CSIM project. N/A = This case type is handled by the court, but the data are unavailable. Case definition or unit of count: A civil case is counted with the filing of a petition or complaint.

Source: Office of State Courts Administrator, Florida Judicial System Statistical Report, 1979 (Tallahassee, Florida). Statistics are from the annual report except that totals have been computed where necessary.



### GEORGIA COURT SYSTEM, 1979



↑ Indicates route of appeal.

#### GEORGIA SUPREME COURT<sup>b</sup> Court of last resort 7 Justices September 1, 1978 to August 31, 1979

	Beginning pending	Filed	Disposed	End pending
<b>Cases:</b>				
<b>Appeals:</b>				
Total appeals .....	158	738 (140) <sup>e</sup>	801	235
<b>Other cases:</b>				
<b>Requests to appeal:</b>				
Applications for certiorari .....	107	471	390 (86) <sup>e</sup>	102
Applications (habeas corpus) .....	37	164	119 (26) <sup>e</sup>	56
Applications for interlocutory appeal .....	2	72	40 (27) <sup>e</sup>	7
Applications for discretionary appeal .....	0	5	3 (1) <sup>e</sup>	1
Total .....	146	712	552 (140) <sup>e</sup>	166
Total other cases .....	146	712	552 (140) <sup>e</sup>	166
<b>Total cases .....</b>	<b>304</b>	<b>1,450 (140)<sup>e</sup></b>	<b>1,353 (140)<sup>e</sup></b>	<b>401</b>
<b>Manner of disposition</b>				
Written opinions .....		646 <sup>m</sup>		
Transfer to Court of Appeals .....		47		
Other .....		108		

Boldface headings indicate the classifications used by the CSIM project.

<sup>e</sup>Cases not included in the total to avoid double counting: Requests to appeal granted are not counted as disposed until the resulting appeals are disposed; similarly the resulting appeals are not counted as new filing. These granted requests to appeal are the numbers appearing in parentheses in the profile.

<sup>m</sup>Information on disposition type or trial data: These 646 opinions were written during the 1979 court year which ran from September 1978 to August 1979. The remaining data on this profile covers the fiscal year. Since more than one case may be decided by one opinion, the number of cases decided may be somewhat greater than the number of opinions.

Source: Unpublished information provided by the clerk of the court, Administrative Office of the Courts, Sixth Annual Report (Atlanta, Georgia: February, 1980) and Timothy W. Floyd, *The Caseload of the Supreme Court of Georgia* (unpublished). Statistics are taken from the unpublished reports and annual report except that totals were computed where necessary.

#### GEORGIA COURT OF APPEALS<sup>b</sup> Intermediate appellate court 3 divisions, 9 Judges July 1, 1978 to June 30, 1979

	Beginning pending	Filed	Disposed	End pending
<b>Cases:</b>				
<b>Appeals:</b>				
Total appeals .....	0	X	X	0
<b>Other cases:</b>				
<b>Original proceedings .....</b>				
Application in interlocutory matter .....	0	X	X	0
Total other cases .....	0	X	X	0
<b>Total cases .....</b>	<b>0</b>	<b>1,969</b>	<b>1,969</b>	<b>0</b>
<b>Manner of disposition</b>				
Written opinion .....		1,732		
Withdrawn or transferred to the Supreme Court .....		237		

Boldface headings indicate the classifications used by the CSIM project. X = The data for this case type are known to be included in the total but were not available by category.

<sup>b</sup>Particular court or reporting system information: During 1978, this court changed its reporting period from the calendar year to the fiscal year. As a result, data displayed in this chart overlap by six months the data presented for this court for the 1977 court year.

Source: Administrative Office of the Courts, Sixth Annual Report (Atlanta, Georgia: February, 1980). Statistics are taken from the annual report except that totals were computed where necessary.

GEORGIA SUPERIOR COURT  
Court of general jurisdiction  
42 circuits, 104 judges  
July 1, 1978 to June 30, 1979

	Beginning pending <sup>1</sup>	Filed	Disposed	End pending
<b>Civil<sup>d</sup>:</b>				
Domestic relations .....	43,956 <sup>1</sup>	61,016	56,508	44,222 <sup>9</sup>
<b>Other civil:</b>				
General civil .....	44,484 <sup>1</sup>	35,306	30,349	44,174 <sup>9</sup>
Independent motions .....	22,179 <sup>1</sup>	19,116	15,100 <sup>1</sup>	20,629 <sup>9</sup>
Total .....	66,663 <sup>1</sup>	54,422	45,449 <sup>1</sup>	64,803 <sup>9</sup>
Total civil .....	110,619 <sup>1</sup>	115,438	101,957 <sup>1</sup>	109,025 <sup>9</sup>
<b>Criminal<sup>d</sup>:</b>				
Felony .....	18,423 <sup>1</sup>	28,511	27,317	15,652 <sup>9</sup>
Misdemeanor .....	9,918 <sup>1</sup>	16,969	15,842	8,354 <sup>9</sup>
Total criminal .....	28,341 <sup>1</sup>	45,480	43,159	24,006 <sup>9</sup>
<b>Traffic:</b>				
Total traffic .....	3,517 <sup>1</sup>	15,008	15,356	3,235 <sup>9</sup>
<b>Grand total .....</b>	<b>142,477</b>	<b>175,926</b>	<b>160,472<sup>1</sup></b>	<b>136,266<sup>9</sup></b>

**Trial<sup>d</sup>**

	Trial <sup>d</sup>			Civil dispositions		
	Jury	Non-jury	Total	Before trial judgment	Dismissal or settlement	5-year Admin. termination
<b>Civil:</b>						
Domestic relations .....	355	24,365	24,720			
Other civil .....	1,573	7,952	9,525			
Total .....	1,928	32,317	34,245			
<b>Criminal (counts):</b>						
Felony .....	2,782	729	3,511			
Misdemeanor .....	375	519	894			
Total .....	3,157	1,248	4,405			
<b>Traffic (counts):</b>						
Traffic (counts) .....	196	201	397			
Grand total .....	5,281	33,766	39,047			

**Criminal dispositions<sup>m</sup>**

	Felony	Misdemeanor	Total
Plea .....	24,721	9,923	34,644
Bond .....	0	2,828	2,828
Dismissal/nol prosequi ...	8,557	4,880	13,437
Dead docket <sup>m</sup> .....	2,519	652	3,171

**Traffic dispositions<sup>m</sup>**

Plea .....	5,144
Bond .....	10,432
Dismissal/nolle prosequi.....	1,278
Dead docket <sup>m</sup> .....	128

Boldface headings indicate the classifications used by the CSIM project.

**C** Judge information:

Superior Court judges handle juvenile cases in those counties without independent Juvenile Court judges. These cases are included on the Juvenile Court statistical profile.

**d** Case definition or unit of count:

A civil case is counted with the filing of a petition or complaint.  
The criminal case unit of count is the number of dockets per the indictment or accusation.  
A jury trial is counted if tried to verdict.  
A non-jury trial is counted if tried to decision.

**9** Change in pending does not equal the difference between filings and dispositions:

Figures are as given by the annual report and the administrative office of the court.

**1** Special source or revision in data:

End pending figures, and other civil dispositions were obtained from the AOC during verification.

**m** Information on disposition type or trial data:

"Dead docket" refers to criminal or traffic cases which were placed on inactive status.  
Trial and disposition category figures do not equal total dispositions for criminal and traffic cases as a result of the use of differing counting units. Figures for trials and types of dispositions for criminal and traffic cases are given by the number of counts involved.

Source: Administrative Office of the Courts, Sixth Annual Report (Atlanta, Georgia: February, 1980). Statistics are from the annual report except that totals have been computed where necessary.

GEORGIA STATE COURT AND COUNTY COURT  
Court of limited jurisdiction  
61 courts, 77 judges; 3 courts, 3 judges  
July 1, 1978 to June 30, 1979

	Beginning pending	Filed	Disposed	End pending
<b>Civil<sup>d</sup>:</b>				
General civil .....	N/A	70,274 <sup>1</sup>	68,824 <sup>1</sup>	N/A
Independent motion <sup>b</sup> .....	N/A	49,245 <sup>1</sup>	48,226 <sup>1</sup>	N/A
Total civil .....	N/A	119,519 <sup>1</sup>	117,050 <sup>1</sup>	N/A
<b>Criminal<sup>d</sup>:</b>				
Misdemeanor .....	N/A	75,214 <sup>1</sup>	67,505 <sup>1</sup>	N/A
Total criminal .....	N/A	75,214 <sup>1</sup>	67,505 <sup>1</sup>	N/A
<b>Traffic:</b>				
Total traffic .....	N/A	223,575 <sup>1</sup>	213,641 <sup>1</sup>	N/A
<b>Grand total .....</b>	<b>N/A</b>	<b>418,308<sup>1</sup></b>	<b>398,196<sup>1</sup></b>	<b>N/A</b>

**Trial<sup>d</sup>**

	Trial <sup>d</sup>			Civil dispositions <sup>m</sup>	
	Jury	Non-jury	Total	Judgment	Dismissal/settled
Civil .....	1,234	4,220	5,454	104,224	12,483
Criminal <sup>m</sup> .....	1,058	2,133	3,191		
Traffic <sup>m</sup> .....	408	1,191	1,599		
Grand total .....					343

Criminal dispositions <sup>m</sup>			Traffic dispositions <sup>m</sup>	
Plea .....	39,134		Plea .....	68,500
Bond .....	7,314		Bond .....	137,314
Dismissal/nolle prosequi.	16,457		Dismissal/nolle prosequi.	12,871
Dead docket <sup>m</sup> .....	4,130		Dead docket <sup>m</sup> .....	2,883
Other .....	185		Other .....	191

Boldface headings indicate the classifications used by the CSIM project.  
N/A = This case type is handled by the court, but the data were unavailable.

**d** Case definition or unit of count:

A civil case is counted by docket entries (suits, petitions, complaints, motions, etc.).  
The criminal case unit of count is the number of indictments or accusations.  
A jury trial is counted if tried to verdict.  
A non-jury trial is counted if tried to decision.

**i** Data are not complete:

Filed and disposed figures do not include the State Court located in DeKalb County.

**m** Information on disposition type or trial data:

"Dead docket" refers to criminal or traffic cases which were put on inactive status.  
Trial and disposition category figures do not equal total dispositions for civil, criminal, and traffic cases as a result of the use of differing counting methods. Figures for criminal trials and type of disposition are given by the number of counts involved.

Source: Administrative Office of the Courts, Sixth Annual Report (Atlanta, Georgia: February, 1980). Statistics are from the annual report except that totals have been computed where necessary.

**GEORGIA PROBATE COURT**  
 Court of limited jurisdiction  
 159 counties, 159 judges  
 July 1, 1978 to June 30, 1979

	Beginning pending	Filed	Disposed	End pending
<b>Civil:</b>				
Estate .....	N/A	N/A	N/A	N/A
Total civil .....	N/A	N/A	N/A	N/A
<b>Criminal:</b>				
Misdemeanor .....	N/A	4,062	3,943	N/A
Total criminal .....	N/A	4,062	3,943	N/A
<b>Traffic:</b>				
Total traffic .....	N/A	193,243	191,147	N/A
<b>Grand total .....</b>	<b>N/A</b>	<b>197,305<sup>f</sup></b>	<b>195,090<sup>f</sup></b>	<b>N/A</b>

**Trial<sup>d</sup>**

	Jury	Non-jury	Total
Civil .....	--	N/A	N/A
Criminal .....	--	85	85
Traffic .....	--	2,256	2,256
Total cases .....	--	2,341 <sup>f</sup>	2,341 <sup>f</sup>

Boldface headings indicate the classifications used by the CSIM project.  
 N/A = This case type is handled by the court, but the data are unavailable.  
 X = The data for this case type are known to be included in the total but were not available by category.  
 -- = Not applicable.

<sup>d</sup>Case definition or unit of count:

The criminal case unit of count is criminal docket entries.  
 A non-jury trial is counted if tried to decision.

<sup>f</sup>Data are not complete:

Grand total caseload and trial figures do not include civil cases. Although civil cases are handled by the Probate Court, no data concerning them were available for inclusion in the court profile.

Source: Administrative Office of the Courts, *Sixth Annual Report* (Atlanta, Georgia: February, 1980). Statistics are from the annual report except that totals have been computed where necessary.

**GEORGIA JUVENILE COURT<sup>c</sup>**  
 Court of limited jurisdiction  
 159 courts, 42<sup>c</sup> judges  
 July 1, 1978 to June 30, 1979

	Beginning pending	Filed <sup>j</sup>	Disposed <sup>j</sup>	End pending
<b>Traffic<sup>d</sup>:</b>				
Other traffic violation:				
Juvenile traffic .....	N/A	2,547	2,397	N/A
Total traffic .....	N/A	2,547	2,397	N/A
<b>Juvenile<sup>d</sup>:</b>				
<b>Criminal-type offense:</b>				
Delinquent .....	N/A	22,344	20,352	N/A
<b>Status offense:</b>				
Unruly .....	N/A	8,085	7,368	N/A
<b>Non-offense:</b>				
Deprived .....	N/A	4,486	4,056	N/A
<b>Other juvenile:</b>				
Special proceedings .....	N/A	827	710	N/A
Total juvenile .....	N/A	35,742	32,486	N/A
<b>Grand total .....</b>	<b>N/A</b>	<b>38,289</b>	<b>34,883</b>	<b>N/A</b>

Boldface headings indicate the classifications used by the CSIM project.  
 N/A = This case type is handled by the court, but the data are unavailable.  
 X = The data for this case type are known to be included in the total but were not available by category.

<sup>c</sup>Judge information:

There were 8 full-time and 34 part-time Juvenile Court judges, as well as 6 State Court judges and 36 Superior Court judges serving as Juvenile Court judges and handling cases. There were also 19 appointed referees hearing juvenile matters.  
 Superior Court judges handle juvenile cases in those counties without a separate Juvenile Court. Those cases are included in these Juvenile Court figures.

<sup>j</sup>Explanation of data included in the category:

Filed figures are the number of children against which complaints or petitions were filed.  
 Disposed figures are the number of children for which all charges against them are disposed.

Source: The Administrative Office of the Courts, *Sixth Annual Report* (Atlanta, Georgia: February, 1980). Statistics are from the annual report except that totals have been computed where necessary.

**GEORGIA MUNICIPAL COURT**  
 Court of limited jurisdiction  
 2 courts, 2 judges  
 July 1, 1978 to June 30, 1979

There were no data available for cases handled in the Municipal Court for fiscal year 1979.

**GEORGIA CIVIL COURT**  
 Court of limited jurisdiction  
 2 courts, 3 judges  
 July 1, 1978 to June 30, 1979

There were no data available for cases handled in the Civil Court for fiscal year 1979.

**GEORGIA SMALL CLAIMS COURT**  
 Court of limited jurisdiction  
 86 courts, 86 judges  
 July 1, 1978 to June 30, 1979

There were no data available for cases handled in the Small Claims Court for fiscal year 1979.

**GEORGIA MAGISTRATE'S COURT**  
 Court of limited jurisdiction  
 4 courts, 5 magistrates  
 July 1, 1978 to June 30, 1979

There were no data available for cases handled in the Magistrate's Court for fiscal year 1979.

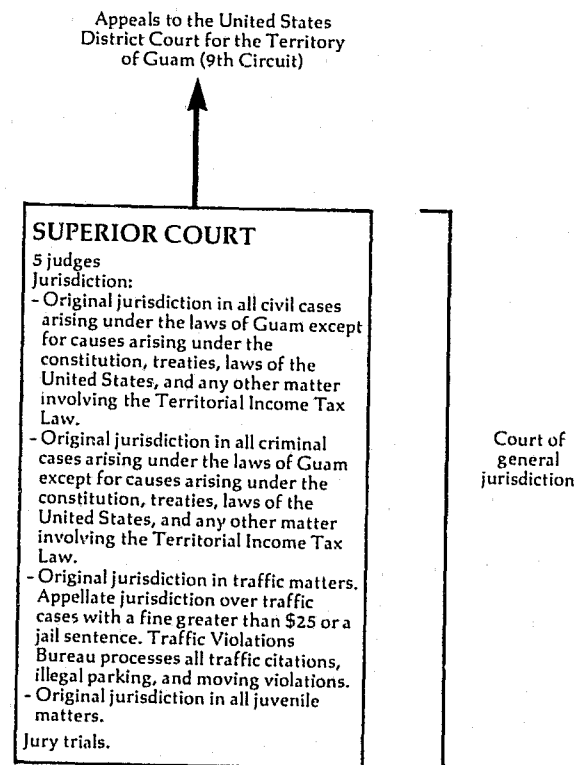
**GEORGIA JUSTICE OF THE PEACE COURT**  
 Court of limited jurisdiction  
 1560 judgeships  
 July 1, 1978 to June 30, 1979

There were no data available for cases handled in the Justice of the Peace Court for fiscal year 1979.

**GEORGIA RECORDER'S COURT, MAYOR'S COURT, MUNICIPAL COURT,  
 CITY COUNCIL COURT, POLICE COURT, AND CRIMINAL COURT**  
 Court of limited jurisdiction  
 383 courts  
 July 1, 1978 to June 30, 1979

There were no data available for cases handled in the Recorder's Court, Mayor's Court, Municipal Court, City Council Court, Police Court, or Criminal Court for fiscal year 1979.

## GUAM COURT SYSTEM, 1979



GUAM SUPERIOR COURT  
Court of general jurisdiction  
1 court, 5 judges  
January 1, 1979 to December 31, 1979

	Beginning pending	Filed	Disposed	End pending
<b>Civil:</b>				
<b>Law:</b>				
Civil .....	2,077 <sup>f</sup>	1,459	604	2,932
Small claims .....	3,266 <sup>f</sup>	2,129	1,015	4,380
<b>Real property rights:</b>				
Land registration .....	124 <sup>f</sup>	29	38	115
<b>Domestic relations:</b>				
Domestic .....	725 <sup>f</sup>	955	526	1,154
Estate .....	927 <sup>f</sup>	174	24	1,077
<b>Other civil:</b>				
Special proceedings .....	361 <sup>f</sup>	903	744	520
<b>Total civil .....</b>	<b>7,480</b>	<b>5,649</b>	<b>2,951</b>	<b>10,178</b>
<b>Criminal:</b>				
Felony .....	450 <sup>f</sup>	143	117	476
Misdemeanor .....	378 <sup>f</sup>	272	169	481
<b>Total criminal .....</b>	<b>828<sup>f</sup></b>	<b>415</b>	<b>286</b>	<b>957</b>
<b>Traffic:</b>				
<b>Total traffic .....</b>	<b>4,867<sup>f</sup></b>	<b>39,924</b>	<b>32,386</b>	<b>12,405</b>
<b>Juvenile:</b>				
<b>Criminal-type offense:</b>				
Juvenile delinquency .....	75 <sup>f</sup>	208	146	137
<b>Other juvenile:</b>				
Juvenile special proceedings .....	315 <sup>f</sup>	268	108	475
<b>Total juvenile .....</b>	<b>390<sup>f</sup></b>	<b>476</b>	<b>254</b>	<b>612</b>
<b>Grand total .....</b>	<b>13,565<sup>f</sup></b>	<b>46,464</b>	<b>35,877</b>	<b>24,152</b>

Boldface headings indicate the classifications used by the CSIM project.

<sup>d</sup>Case definition or unit of count:

A civil case is counted with the filing of a petition or complaint.

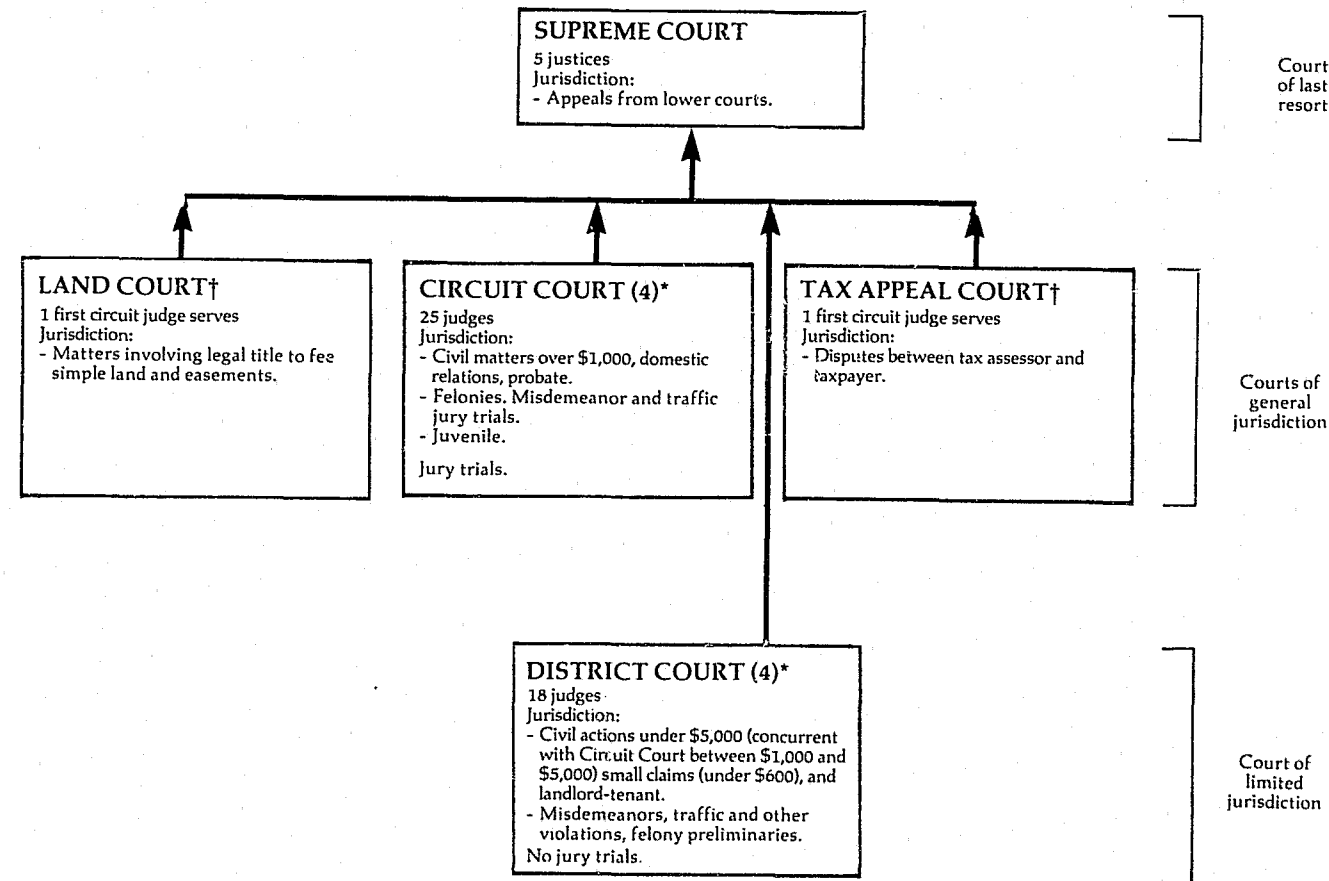
The criminal case unit of count is the number of informations, indictments, or complaints.

<sup>f</sup>Beginning pending figure for the 1979 court year does not equal end pending figure for the 1978 court year:

Figures are as given in the 1980 Guam annual report.

Source: Superior Court of Guam, 1980 Annual Report (Agana, Guam). Statistics are from the annual report except that totals have been computed where necessary.

### HAWAII COURT SYSTEM, 1979



↑ Indicates route of appeal  
 † The Land Court and Tax Appeal Court hear special cases, but are considered general jurisdiction courts for this report because circuit judges serve.  
 \* The Circuit Court and District Court are both courts of record. District Courts hear high volume cases. The Circuit Court hears all jury trials. For purposes of this report, the Circuit Court is considered a court of general jurisdiction since it handles felony cases.

### HAWAII SUPREME COURT Court of last resort 5 justices July 1, 1978 to June 30, 1979

	Beginning pending	Filed	Disposed	End pending
<b>Cases:</b>				
<b>Appeals:</b>				
Civil .....	389	171	111	449
Criminal:				
Criminal .....	262	122	149	235
Traffic .....	16	10	6	20
Total .....	278	132	155	255
Total appeals .....	667	303	266	704
<b>Other cases:</b>				
<b>Original proceedings:</b>				
<b>Original jurisdiction:</b>				
Habeas corpus .....	0 <sup>1</sup>	6 <sup>1</sup>	5 <sup>1</sup>	1 <sup>1</sup>
Prohibition .....	2 <sup>1</sup>	17 <sup>1</sup>	17 <sup>1</sup>	2 <sup>1</sup>
Mandamus .....	0 <sup>1</sup>	5 <sup>1</sup>	2 <sup>1</sup>	3 <sup>1</sup>
Other .....	1 <sup>1</sup>	7 <sup>1</sup>	7 <sup>1</sup>	1 <sup>1</sup>
Total .....	3	35	31	7
Requests to appeal .....	3	35	31	7
Total other cases .....	3	35	31	7
<b>Total cases .....</b>	<b>670</b>	<b>338</b>	<b>297</b>	<b>711</b>
<b>Other proceedings:</b>				
Rehearing requests .....	3	18	16	5
Other matters:				
Motions .....	40	607	563	84
Total other proceedings .....	43	625	579	89

	Manner of disposition				Disposition of cases		Appeals
	Written opinion <sup>m</sup>	Motion to dismiss granted	Withdrawals and discontinued	Other	Affirmances (including reversed in part and modified and affirmed) ....	Reversals (including remands) .....	
<b>Appeals:</b>							
Civil .....	66	6	39	0	127	49	
Criminal:							
Criminal .....	116	2	30	1			
Traffic .....	4	0	2	0			
Original proceedings ..	7	0	1	23			
Rehearing requests....	2	0	0	14			
Motions.....	2	0	0	561			
Total.....	197	8	72	599			

**Status of pending caseload (6/30/79)**

Being briefed .....	277
Ready for hearing .....	447
Awaiting decision .....	76

**Time interval data<sup>1</sup> (median months)**

	Appeals				Other proceedings
	Civil	Criminal	Other		
Appeal filed to regular or memorandum opinion filed .....	36.3	27.2	35.4	2.4	

Boldface headings indicate the classifications used by the CSIM project.  
 Blank space = Not enough information is known. This case category may or may not be handled by the court.

<sup>1</sup>Special source or revision in data:  
 The breakdown of original jurisdiction cases and time interval data were supplied by the office of the clerk of the Supreme Court.

<sup>m</sup>Information on disposition type or trial data:  
 Written opinions include both full and per curiam opinions. There were 207 opinions written in 197 cases.

Source: Administrative Director of the Courts, State of Hawaii: Annual Report 1978-1979 (Honolulu, Hawaii: 1980). Source of case data is included in the annual report. Statistics are from the annual report except that totals have been computed where necessary. Additional data were supplied by the clerk of court during data verification.

HAWAII CIRCUIT COURT  
Court of general jurisdiction  
4 circuits, 25<sup>c</sup> judges  
July 1, 1978 to June 30, 1979

	Beginning pending	Filed	Disposed	End pending
<b>Civil:</b>				
<b>Tort:</b>				
<b>Auto tort:</b>				
Personal injury or property damage or both, motor vehicle ..	1,159	691	579	1,271
<b>Other tort:</b>				
Personal injury or property damage or both, non-motor vehicle .....	918	633	409	1,142
Total .....	2,077	1,324	988	2,413
Contract .....	1,914	1,596	1,186	2,324
<b>Real property rights:</b>				
Condemnation .....	176	56	50	182
Land <sup>j</sup> .....	9	2	0	11
Mechanics' and materialmen's lien .....	189	146	238	97
Total .....	374	204	288	290
<b>Domestic relations:</b>				
<b>Marriage dissolution:</b>				
Divorce .....	3,582	5,913	5,549	3,946
Annulment .....	18	15	15	18
Separation and separate maintenance .....	142	108	98	152
Total .....	3,742	6,036	5,662	4,116
<b>Support/custody:</b>				
Uniform reciprocal enforcement .....	1,215	1,951	1,934	1,232
<b>Adoption:</b>				
Adoption proceedings .....	557	840	755	642
<b>Other domestic relations:</b>				
Paternity/parental proceedings .....	714	981	713	982
Miscellaneous proceedings--Family Court <sup>j</sup> .....	1,152	1,418	1,213	1,357
Adults' referrals .....	346	795	737	405
Supplemental proceedings--Family Court .....	2,634	2,445	1,907	3,172
Total .....	4,846	5,640	4,570	5,916
Total .....	10,360	14,467	12,921	11,906
<b>Estate:</b>				
<b>Probate/wills/intestate:</b>				
Regular probate .....	2,388	826	605	2,609
Small estate over \$10,000 .....	41 <sup>f</sup>	73	38	76
Small estate over \$2,000 .....	649 <sup>f</sup>	450	428	671
Small estate under \$2,000 .....	235 <sup>f</sup>	127	166	196
Total .....	3,313	1,476	1,237	3,552
<b>Guardianship/conservatorship/trusteeship:</b>				
Regular guardianship .....	3,109	309	170	3,248
Small guardianship .....	752	32	115	669
Special .....	276	0	13	263
Total .....	4,137	341	298	4,180
Total .....	7,450	1,817	1,535	7,732
<b>Mental health (j)</b> .....		(j)	(j)	(j)
<b>Other civil:</b>				
Naturalization .....	120	488	539	69
Other civil action .....	2,471	1,377	1,050	2,798
Other special proceedings .....	812	416	160	1,068
Supplemental proceedings <sup>j</sup> .....	1,202	1,088	818	1,472
District Court transfers <sup>j</sup> .....	140	126	93	173
Total .....	4,745	3,495	2,660	5,580
<b>Total civil</b> .....	26,920	22,903	19,578	29,705
<b>Criminal:</b>				
<b>Felony</b> .....	2,332	2,377	1,628	3,081
<b>Misdemeanor</b> .....	560	354	293	621
<b>Other criminal:</b>				
Criminal actions in Family Court .....	40	70	40	70
Total criminal .....	2,932	2,801	1,961	3,772
<b>Traffic:</b>				
<b>DWI/DUI:</b>				
Driving under the influence .....	9	23	18	14
<b>Other traffic violation:</b>				
Traffic offenses .....	31	55	23	63
Juvenile traffic .....	36	58	45	49
Total .....	67	113	68	112
<b>Total traffic</b> .....	76	136	86	126

<b>Juvenile:</b>				
<b>Criminal-type offense:</b>				
Law violation .....	1,978	4,985	4,736	2,227
<b>Status offense:</b>				
Needing protective supervision .....	537	1,477	1,505	509
<b>Non-offense:</b>				
Needing services .....	242	560	442	360
<b>Other juvenile:</b>				
Other .....	153	364	355	162
Supplemental proceedings .....	509	873	908	474
Total .....	662	1,237	1,263	636
<b>Total juvenile</b> .....	3,419	8,259	7,946	3,732
<b>Grand total</b> .....	33,347	34,099	29,571	37,875

	Trial <sup>d</sup>			Criminal dispositions		
	Jury	Non-jury	Total	Felony and misdemeanor	Other criminal	Total
<b>Civil:</b>						
<b>Tort:</b>						
Auto tort .....	23	5	28	Plea (no trial held) .....	920	8
Other tort .....	16	10	26	Dismissal .....	145	4
Total .....	39	15	54	Nolle prosequi (no service) .....	426	20
Contract .....	9	37	46	Other .....	196	4
Real property rights .....	2	2	4			
Domestic relations .....	14	52	66			
Other civil .....	23	79	102			
Total civil .....	87	185	272			
<b>Criminal:</b>						
Felony and misdemeanor .....	198	36	234			
Other criminal .....	0	4	4			
Total criminal .....	198	40	238			
<b>Traffic:</b>						
DWI/DUI .....	2	0	2			
Other traffic violations .....	0	0	0			
Total traffic .....	2	0	2			
<b>Grand total</b> .....	287	225	512			

	Civil dispositions							
	Auto tort	Other tort	Contract	Real property rights	Domestic relations	Estate	Other civil	Total
Contested hearing .....	0	0	0	6	1,333	10	302	1,651
Uncontested hearing .....	0	0	18	17	6,122	905	622	7,684
Dismissal .....	465	311	617	42	--	17	756	2,208
No service .....	11	7	16	0	--	--	18	52
No answer .....	11	6	261	0	--	--	32	310
No statement of readiness .....	1	3	17	0	--	--	26	47
No trial held .....	16	15	20	4	746	--	21	822
Counseling service .....	--	--	--	--	717	--	--	717
Other .....	47	41	191	215	3,937	603	781	5,815

	Juvenile dispositions				
	Criminal-type offense	Status offense	Non-offense	Other juvenile	Total
Contested hearing .....	803	72	251	73	1,199
Uncontested hearing .....	1,894	261	104	163	2,422
Counseling service .....	1,707	1,117	58	265	3,147
Other .....	332	55	29	762	1,178

Boldface headings indicate the classifications used by the CSIM project.  
-- = Not applicable.

<sup>c</sup>Judge information:  
There are a total of 25 (18 circuit, 2 family, and 5 district family) judges that hear Circuit Court proper and Family Court cases. In the first circuit, Family Court cases are heard by the 2 Family Court and 5 District Family Court judges. In the other three circuits, both circuit and district court judges hear Family Court cases in addition to their regular assignments. All Family Court data are included with the Circuit Court data on this table and in the summary tables in Part I of this report.

A jury trial is counted when the jury is sworn.  
A non-jury trial is counted at the point when an opening statement or the introduction of any evidence occurs.  
<sup>j</sup>Explanation of data included in the category:  
Land cases handled by the Land Court are not included.  
Miscellaneous family contains mental health cases.  
Supplemental proceedings in the other civil category include supplemental proceedings on criminal as well as civil cases.  
District Court transfers are cases initiated in the District Court that demand a jury trial.

<sup>d</sup>Case definition or unit of count:  
A civil case is counted with the filing of a petition or complaint.  
The criminal case unit of count is the number of defendants on the information or indictment.

<sup>l</sup>Special source or revision in data:  
Data breakdown for felony and misdemeanor cases was obtained by telephone from the administrative office of the courts.

Source: Administrative Director of the Courts, State of Hawaii: Annual Report 1978-1979 (Honolulu, Hawaii: 1980). Statistics are from the annual report, except that totals have been computed where necessary.

**HAWAII LAND COURT<sup>a</sup>**  
 Court of general jurisdiction  
 1 first circuit judge serves  
 July 1, 1978 to June 30, 1979

	Beginning pending	Filed	Disposed	End pending
<b>Civil<sup>d</sup>:</b>				
Real property rights:				
Contested land registration cases .....	89	46	125	10
Total civil .....	89	46	125	10
<b>Grand total<sup>k</sup> .....</b>	<b>89</b>	<b>46</b>	<b>125</b>	<b>10</b>

Boldface headings indicate the classifications used by the CSIM project.

<sup>a</sup>Court jurisdiction:

Data for the Land Court are included with the general jurisdiction courts because circuit judges serve. The Circuit Court also handles some land cases.

<sup>d</sup>Case definition or unit of count:

A civil case is counted with the filing of a petition or complaint.

<sup>k</sup>Additional information:

In addition to the 46 contested land registrations filed, there were 3,097 ex parte petitions filed.

Source: Administrative Director of the Courts, State of Hawaii: Annual Report 1978-1979 (Honolulu, Hawaii: 1980). Statistics are from the annual report, except that totals have been computed where necessary.

**HAWAII TAX APPEAL COURT<sup>a</sup>**  
 Court of general jurisdiction  
 1 first circuit judge serves  
 July 1, 1978 to June 30, 1979

	Beginning pending	Filed	Disposed	End pending
<b>Civil<sup>d</sup>:</b>				
Appeal:				
Appeal of administrative agency case .....	41 <sup>f</sup>	59	73	27
Total civil .....	41 <sup>f</sup>	59	73	27
<b>Grand total .....</b>	<b>41<sup>f</sup></b>	<b>59</b>	<b>73</b>	<b>27</b>

Boldface headings indicate the classifications used by the CSIM project.

<sup>a</sup>Court jurisdiction:

Data for the Tax Appeal Court are included with the general jurisdiction courts because circuit judges serve.

<sup>d</sup>Case definition or unit of count:

A civil case is counted with the filing of a petition or complaint.

<sup>f</sup>Beginning pending figure for the 1979 court year does not equal the end pending figure for the 1978 court year: Figures are as given in the annual report.

Source: Administrative Director of the Courts, State of Hawaii: Annual Report 1978-1979 (Honolulu, Hawaii: 1980). Statistics are from the annual report, except that totals have been computed where necessary.

**HAWAII DISTRICT COURT**  
 Court of limited jurisdiction  
 4 districts, 18<sup>c</sup> judges  
 July 1, 1978 to June 30, 1979

	Beginning pending	Filed	Disposed	End pending
<b>Civil<sup>d</sup>:</b>				
Tort .....	1,301	923	715	1,509
Contract .....	4,571	8,805	8,308	5,068
Assumpsit .....	480	1,370	1,382	468
Small claims .....				
Real property rights:				
Summary possession .....	924	1,062	805	1,181
Appeal:				
Appeal of administrative agency case:				
Nonpayment of taxes .....	260	17	19	258
Other civil .....	61	192	153	100
Total civil .....	7,597	12,369	11,382	8,584
<b>Criminal<sup>d</sup>:</b>				
Misdemeanor .....	X	X	18,248	X
Ordinance violation:				
Other violations .....	2,868	24,049	22,096	4,821
Preliminary hearing:				
Felony .....	X	X	932	X
Total criminal .....	6,785	42,998	41,276	8,507
<b>Traffic:</b>				
DWI/DUI:				
Driving under the influence .....	1,031	2,576	2,324	1,283
Parking .....	21,255	519,030	513,370	26,915
Other traffic violation:				
Moving arrest and citation .....	30,846	149,392	149,955	30,283
Non-moving .....	25,981	75,441	69,871	31,551
Total .....	56,827	224,833	219,826	61,834
Total traffic .....	79,113	748,439	735,520	90,032
<b>Grand total .....</b>	<b>93,495</b>	<b>801,806</b>	<b>788,178</b>	<b>107,123</b>

	Civil dispositions			
	Non-jury trial <sup>d</sup>	Discontinuance/ dismissed	Default/ confession	Commitment to cir- cuit court, jury trial demanded
<b>Civil:</b>				
Tort .....	47	373	285	30
Contract .....	88	2,015	6,175	30
Small claims .....	516	567	299	0
Real property rights .....	53	338	357	57
Appeal of administrative agency case .....	26	7	11	1
Other civil .....	730	69	56	2
Total .....		3,369	7,163	120

	Criminal dispositions			Traffic dispositions			Other traffic violations	
	Misdemeanor	Ordinance violation	Total	DWI/DUI	Parking	violations	Total	
<b>Misdemeanor and ordinance violation:</b>								
Nolle prosequi .....	1,217	230	1,447	42	5,857	7,450	13,349	
Total conviction .....	8,383	1,245	9,628	2,008	40,133	26,635	77,269	
Discharge/dismissal .....	4,759	523	5,282	128	50,506	42,911	90,140	
Stricken .....	1,799	561	2,360	29	47,200	68,912	438,680	
Bail forfeiture .....	1,727	19,528	21,255	94	369,674			
Commitment to Circuit Court, jury trial demanded .....	363	9	372	23	0	13	36	
Preliminary hearing:								
Stricken or discharged .....	--	--	163					
Committed to grand jury .....	--	--	518					
Committed to circuit court .....	--	--	251					

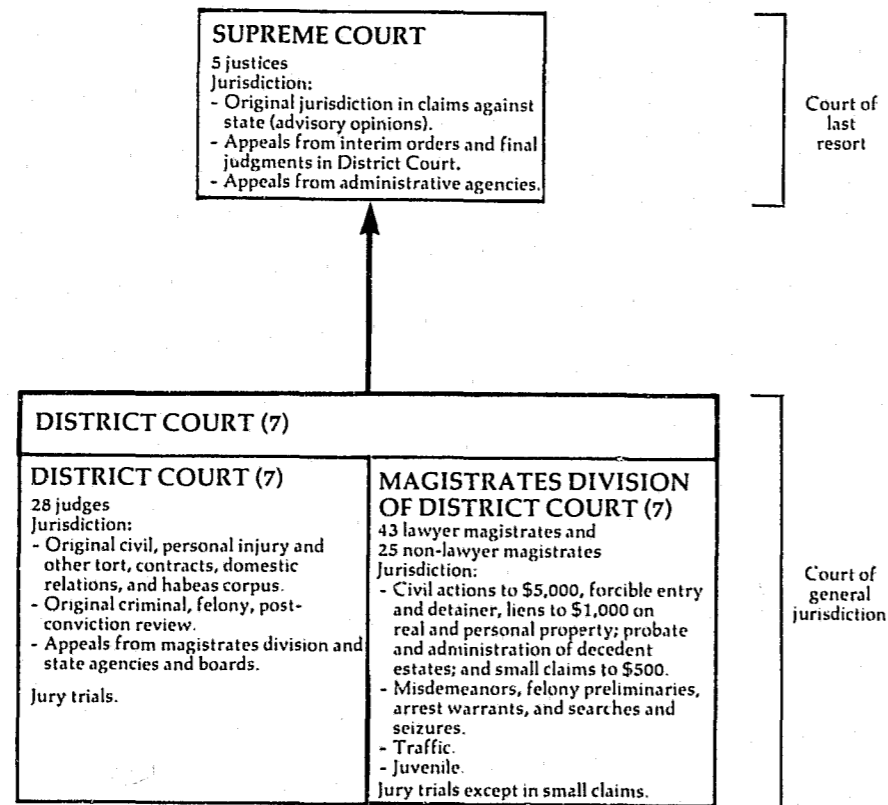
Boldface headings indicate the classification used by the CSIM project.  
 X - The data for this case type are known to be included in the total but were not available by category.  
 -- = Not applicable.

<sup>c</sup>Judge information:  
 The six district judges in the second, third, and fifth circuits hear Family Court cases in addition to their regular assignments. These Family Court cases are displayed with the Circuit Court data in this report.

<sup>d</sup>Case definition or unit of count:  
 A civil case is counted with the filing of a petition or complaint.  
 The criminal case unit of count is the individual offense on the information or complaint.  
 A non-jury trial is counted at the point when an opening statement or the introduction of any evidence occurs.

Source: Administrative Director of the Courts, State of Hawaii: Annual Report 1978-1979 (Honolulu, Hawaii: 1980). Statistics are from the annual report, except that totals have been computed where necessary.

IDAHO COURT SYSTEM, 1979



↑ Indicates route of appeal.

IDAHO SUPREME COURT  
Court of last resort  
5 Justices  
January 1, 1979 to December 31, 1979

	Beginning pending	Filed <sup>J</sup>	Disposed	End pending
<b>Cases:</b>				
<b>Appeals:</b>				
<b>Civil:</b>				
Auto negligence .....	3	0	2	1
Other negligence .....	1	2	2	1
Tax appeals .....	7	3	2	8
Domestic relations .....	18 <sup>f</sup>	21	15	24
Environment/zoning .....	1	3	1	3
Other .....	262 <sup>f</sup>	186	158	290
<b>Total</b> .....	<b>292<sup>f</sup></b>	<b>215</b>	<b>180</b>	<b>327</b>
<b>Criminal:</b>				
Judgments .....	113	76	69	120
Other .....	9	17	11	25
<b>Total</b> .....	<b>132</b>	<b>93</b>	<b>80</b>	<b>145</b>
<b>Postconviction remedy:</b>				
Postconviction relief .....	4	8	5	7
Habeas corpus appeals .....	10	3	8	5
<b>Total</b> .....	<b>14</b>	<b>11</b>	<b>13</b>	<b>12</b>
<b>Appeal of administrative agency case:</b>				
Industrial Commission .....	39	33	31	41
Public utility commission .....	12	8	7	13
<b>Total</b> .....	<b>51</b>	<b>41</b>	<b>38</b>	<b>54</b>
<b>Juvenile:</b>				
YRA and CPAJ .....	5	3	2	6
<b>Other appeals:</b>				
Interlocutory appeals .....	3	17	18	2
<b>Total appeals</b> .....	<b>497<sup>f</sup></b>	<b>380</b>	<b>331</b>	<b>546</b>
<b>Other cases:</b>				
<b>Original proceedings:</b>				
<b>Original jurisdiction:</b>				
Habeas corpus .....	0	7	4	3
Mandamus .....	0	14	12	2
Prohibition .....	1 <sup>f</sup>	1	2	0
Other .....	0	6	4	2
<b>Total</b> .....	<b>1<sup>f</sup></b>	<b>28</b>	<b>22</b>	<b>7</b>
<b>Disciplinary matter:</b>				
Disciplinary .....	2 <sup>f</sup>	2	1	3
<b>Total</b> .....	<b>3<sup>f</sup></b>	<b>30</b>	<b>23</b>	<b>10</b>
Requests to appeal .....				
<b>Total other cases</b> .....	<b>3<sup>f</sup></b>	<b>30</b>	<b>23</b>	<b>10</b>
<b>Total cases</b> .....	<b>500<sup>f</sup></b>	<b>410</b>	<b>354</b>	<b>556</b>
<b>Other proceedings:</b>				
Rehearing requests .....	N/A	27	24	N/A
<b>Other matters:</b>				
Extension of time .....	N/A	732	715	N/A
Motion to dismiss .....	N/A	137	132	N/A
Other .....	N/A	523	489	N/A
<b>Total</b> .....	<b>N/A</b>	<b>1,392</b>	<b>1,336</b>	<b>N/A</b>
<b>Total other proceedings</b> .....	<b>N/A</b>	<b>1,419</b>	<b>1,360</b>	<b>N/A</b>

Manner of disposition<sup>1</sup>

	Appeals				Original jurisdiction (Interlocutory Appeals)	
	Civil and juvenile	Criminal and postconviction remedy	Administrative agency	Total	Total	Total
Cases disposed with opinion .....	112	53	25	190	39	229
Number of majority opinions .....	99	31	17	147	38	185
Per curiam opinions .....	13	22	8	43	1	44
Cases disposed without opinion .....	70	40	13	123	2	125

Time interval data (average days)

	Civil and juvenile	Criminal and postconviction	Administrative agency
<b>Appeals:</b>			
Filing to at issue .....	244	315	203
At issue to hearing .....	399	338	373
Hearing to final closure .....	181	140	131

Blank space = Not enough information is known. The case category may or may not be handled by the court.  
N/A = This case type is handled by the court, but the data are unavailable.

<sup>J</sup>Explanation of data included in the category:  
Filed figures include cases added and cases transferred.  
YRA cases are juvenile delinquency cases filed under the Youth Rehabilitation Act. CPA cases involve dependent or neglected children petitions filed under the Child Protection Act.

<sup>f</sup>Beginning pending figure for the 1979 court year does not equal the end pending figure for the 1978 court year:  
Corrections were made based on an inventory of cases.

<sup>1</sup>Special source or revision in the data:  
Figures on the manner of disposition were supplied by the clerk of the court during data verification.

Source: Administrative Office of the Courts, The Idaho Courts 1979 Annual Report and The Idaho Courts 1979 Annual Report Appendix (Boise, Idaho). Statistics are from the annual report except that totals have been calculated where necessary, and additional information was supplied by the clerk of the court during data verification.



IDAHO DISTRICT COURT  
Court of general jurisdiction  
7 districts, 28 judges  
January 1, 1979 to December 31, 1979

	Beginning pending	Filed	Disposed	End pending
<b>Civil<sup>d</sup>:</b>				
<b>Tort:</b>				
Personal injury/property damage .....	1,369 <sup>f</sup>	1,083	905	1,547
<b>Small claims</b> .....	0	3	1	2
<b>Domestic relations:</b>				
Support/custody:				
Support proceedings .....	448	488	405	531
Adoption .....	1	1	0	2
Other domestic relations:				
Domestic relations .....	1,225 <sup>f</sup>	1,570	1,661	1,134
Total .....	1,674 <sup>f</sup>	2,059	2,066	1,667
<b>Estate:</b>				
Probate/wills/intestate:				
Informal estate .....	9 <sup>f</sup>	1	5	5
Formal estate .....	1	0	0	1
Total .....	10 <sup>f</sup>	1	5	6
Guardianship/conservatorship/trusteeship:				
Guardianship of minors .....	2	3	1	4
Guardianship of incapacitated .....	2	0	0	2
Total .....	4	3	1	5
Total .....	14 <sup>f</sup>	4	6	12
<b>Appeal:</b>				
Appeal of trial court case:				
Civil appeal .....	211	258	246	223
Special proceeding appeal <sup>j</sup> .....	26 <sup>f</sup>	17	30	13
Total .....	237	275	276	236
Extraordinary writ:				
Habeas corpus .....	65 <sup>f</sup>	111	134	42
Other civil:				
Other complaints and petitions .....	4,510 <sup>f</sup>	4,769	3,898	5,381
All other special hearings .....	43 <sup>f</sup>	76	64	55
Total .....	4,553	4,845	3,962	5,436
<b>Total civil</b> .....	7,912 <sup>f</sup>	8,380	7,350	8,942
<b>Criminal<sup>d</sup>:</b>				
<b>Felony:</b>				
Felony--drug .....	157 <sup>f</sup>	274	281	160
Felony--driving while intoxicated .....	99 <sup>f</sup>	168	170	97
Other felony .....	921 <sup>f</sup>	2,310	2,230	1,001
Total .....	1,177 <sup>f</sup>	2,752	2,681	1,248
<b>Misdemeanor:</b>				
Misdemeanor--drug .....	14 <sup>f</sup>	19	23	10
Other misdemeanor .....	33 <sup>f</sup>	165	170	28
Total .....	47 <sup>f</sup>	184	2,230	38
Appeal .....	59 <sup>f</sup>	91	2,681	98
<b>Total criminal</b> .....	1,283 <sup>f</sup>	3,027	2,926	1,384
<b>Traffic:</b>				
D <sup>W</sup> I/ <sup>D</sup> U <sup>I</sup> :				
Misdemeanor--driving while intoxicated .....	2 <sup>f</sup>	15	13	4
Other traffic violation:				
Traffic .....	2 <sup>f</sup>	1	1	2
<b>Total traffic</b> .....	4 <sup>f</sup>	16	14	6
<b>Juvenile:</b>				
Criminal-type offense:				
Youth Rehabilitation Act--other .....	0 <sup>f</sup>	0	0	0
Non-offense:				
Child Protection Act .....	1	2	2	1
<b>Total juvenile</b> .....	1 <sup>f</sup>	2	2	1
<b>Grand total</b> .....	9,200 <sup>f</sup>	11,425	10,292	10,333

Total trial <sup>d</sup>		Time interval data (average days)	
<b>Civil:</b>			First appearance to closure
Tort .....	254	Criminal:	
Small claims .....	1	Felony .....	1,936
Domestic relations:		Misdemeanor .....	136
Support/custody .....	101	Appeal .....	16
Adoption .....	0	Total criminal .....	2,088
Other domestic relations .....	1,008	<b>Traffic:</b>	
Total .....	1,109	D <sup>W</sup> I/ <sup>D</sup> U <sup>I</sup> .....	11
<b>Estate:</b>		Other traffic violations .....	0
Probate/wills/intestate .....	3	Total traffic .....	11
Guardianship/conservatorship trusteeeship .....	1	<b>Juvenile:</b>	
Total .....	4	Criminal-type offense .....	0
<b>Appeal:</b>		Non-offense .....	0
Appeal of trial court case ..	136	Total juvenile .....	0
Extraordinary writs .....	23		
Other civil .....	1,461		
<b>Total civil</b> .....	2,988		
<b>Grand total</b> .....	5,087		

Boldface headings indicate the classification used by the CSIM project.

<sup>d</sup>Case definition or unit of count:

A civil case is counted with the filing of a petition or complaint.  
The criminal case unit of count is the number of defendants on the information or indictment.  
A trial is counted when it has officially begun (the jury is sworn or there is an opening statement or the introduction of any evidence).  
Also included with the trial data are cases closed at hearings.

<sup>f</sup>Beginning pending figure for the 1979 court year does not equal the end pending figure for the 1978 court year:

Corrections were made to end pending figures for the 1979 court year based on an inventory of cases. This caused the beginning pending figures for the 1979 court year, computed from filed, disposed, and end pending figures, to be different from end pending figures reported for 1978.

<sup>h</sup>Figures were computed:

Beginning pending figures were computed from filing, disposition, and end pending data.

<sup>j</sup>Explanation of data included in the category:

Special proceeding appeals may include some juvenile appeals.

Source: Administrative Office of the Courts, The Idaho Courts 1979 Annual Report (Boise, Idaho). Statistics are from the annual report except that totals have been computed where necessary.

IDAHO MAGISTRATES DIVISION OF DISTRICT COURT<sup>a</sup>  
 Court of general jurisdiction  
 7 districts, 43 lawyer magistrates and 25 non-lawyer magistrates.  
 January 1, 1979 to December 31, 1979

	Beginning pending	Filed	Disposed	End pending
<b>Civil:</b>				
<b>Tort:</b>				
Personal injury/property damage	605fh	608	609	604
Small claims	3,338fh	15,581	14,546	4,373
<b>Domestic relations:</b>				
<b>Support/custody:</b>				
Support proceedings	1,909fh	3,112	2,562	2,459
Adoption	354fh	1,075	1,064	365
<b>Other domestic relations:</b>				
Domestic relations	3,070fh	7,978	7,415	3,633
Total	5,333fh	12,165	11,041	6,457
<b>Estate:</b>				
<b>Probate/wills/intestate:</b>				
Informal estate	2,874fh	2,641	2,347	3,168
Formal estate	1,136fh	883	1,083	936
Total	4,010h	3,524	3,430	4,104
<b>Guardianship/conservatorship/trusteeship:</b>				
Guardianship of minors	317fh	212	263	265
Guardianship of incapacitated	261fh	242	264	239
Total	578fh	454	527	505
<b>Extraordinary writs:</b>				
Habeas corpus	4,588fh	3,978	3,957	4,609
<b>Other civil:</b>				
Other complaints and petitions	25fh	150	108	67
All other special hearings	7,358fh	11,194	10,157	8,395
Total	329fh	705	650	385
	7,687fh	11,900	10,807	8,780
<b>Total civil</b>	<b>21,576fh</b>	<b>44,382</b>	<b>41,068</b>	<b>24,890</b>
<b>Criminal:</b>				
<b>Misdemeanor:</b>				
Misdemeanor--drug	193fh	871	874	190
Other misdemeanor	4,346fh	20,439	19,194	5,591
Total	4,539fh	21,310	20,068	5,781
<b>Preliminary hearing:</b>				
Felony--drug	119fh	514	514	119
Felony--driving while intoxicated	44fh	321	294	71
Felony--all other	1,870h	4,864	4,725	2,009
Total	2,033fh	5,699	5,533	2,199
<b>Total criminal</b>	<b>6,572fh</b>	<b>27,009</b>	<b>25,601</b>	<b>7,980</b>
<b>Traffic:</b>				
<b>DWI/DUI:</b>				
Misdemeanor--driving while intoxicated	2,080fh	8,234	7,781	2,533
Juvenile--driving while intoxicated	3h	4	6	1
Total	2,083fh	8,238	7,787	2,534
<b>Other traffic violations:</b>				
Traffic--other than driving while intoxicated	4,725fh	213,025	211,973	5,777
<b>Total traffic</b>	<b>6,808fh</b>	<b>221,263</b>	<b>219,760</b>	<b>8,311</b>
<b>Juvenile:</b>				
<b>Criminal-type offense:</b>				
Youth Rehabilitation Act--drug	65fh	71	90	46
Youth Rehabilitation Act--other	2,512fh	7,452	7,143	2,821
Total	2,577h	7,523	7,233	2,867
<b>Non-offense:</b>				
Child Protection Act	271fh	478	467	282
<b>Total juvenile</b>	<b>2,848fh</b>	<b>8,001</b>	<b>7,700</b>	<b>3,149</b>
<b>Grand total</b>	<b>37,804fh</b>	<b>300,655</b>	<b>294,129</b>	<b>44,330</b>

Total trial <sup>d</sup>		Time interval data (average days)	
<b>Civil:</b>			First appearance to closure
Tort	78	Misdemeanor	13,520
Small claims	9,416	Preliminary hearing	1,748
<b>Domestic relations:</b>		Total criminal	15,268
Support/custody	816	<b>Traffic:</b>	
Adoption	980	DWI/DUI	6,217
Other domestic relations	6,265	Other traffic violations	4,748
Total	8,061	Total traffic	10,965
<b>Estate:</b>		<b>Juvenile:</b>	
Probate/wills/intestate	2,156	Criminal-type offense	4,345
Guardianship/conservatorship trusteeship	460	Non-offense	353
Total	2,616	Total juvenile	4,698
Extraordinary writs	10		
Other civil	1,989		
Total civil	22,170		
<b>Grand total</b>	<b>53,101</b>		

Boldface headings indicate the classifications used by the CSIM project.  
 N/A = This case type is handled by the court, but the data are not available.

<sup>a</sup>Court jurisdiction:

The Magistrates Division is a division of the District Court and its data are included in the general jurisdiction section of the summary tables in Part II of this report.

<sup>d</sup>Case definition or unit of count:

A civil case is counted with the filing of a petition or complaint.  
 The criminal case unit of count is the number of defendants on the information, indictment, or complaint.  
 A trial is counted when it is officially begun (the jury is sworn or there is an opening statement or the introduction of any evidence).  
 Also included with the trial data are cases closed at hearings.

<sup>f</sup>Beginning pending figure for the 1980 court year does not equal the end pending figure for the 1979 court year:

Corrections were made to end pending figures for the 1980 court year based on an inventory of cases. This caused the beginning pending figures for the 1980 court year computed from filed, disposed, and end pending figures, to be different from end pending figures reported for 1979.

<sup>h</sup>Figures were computed:

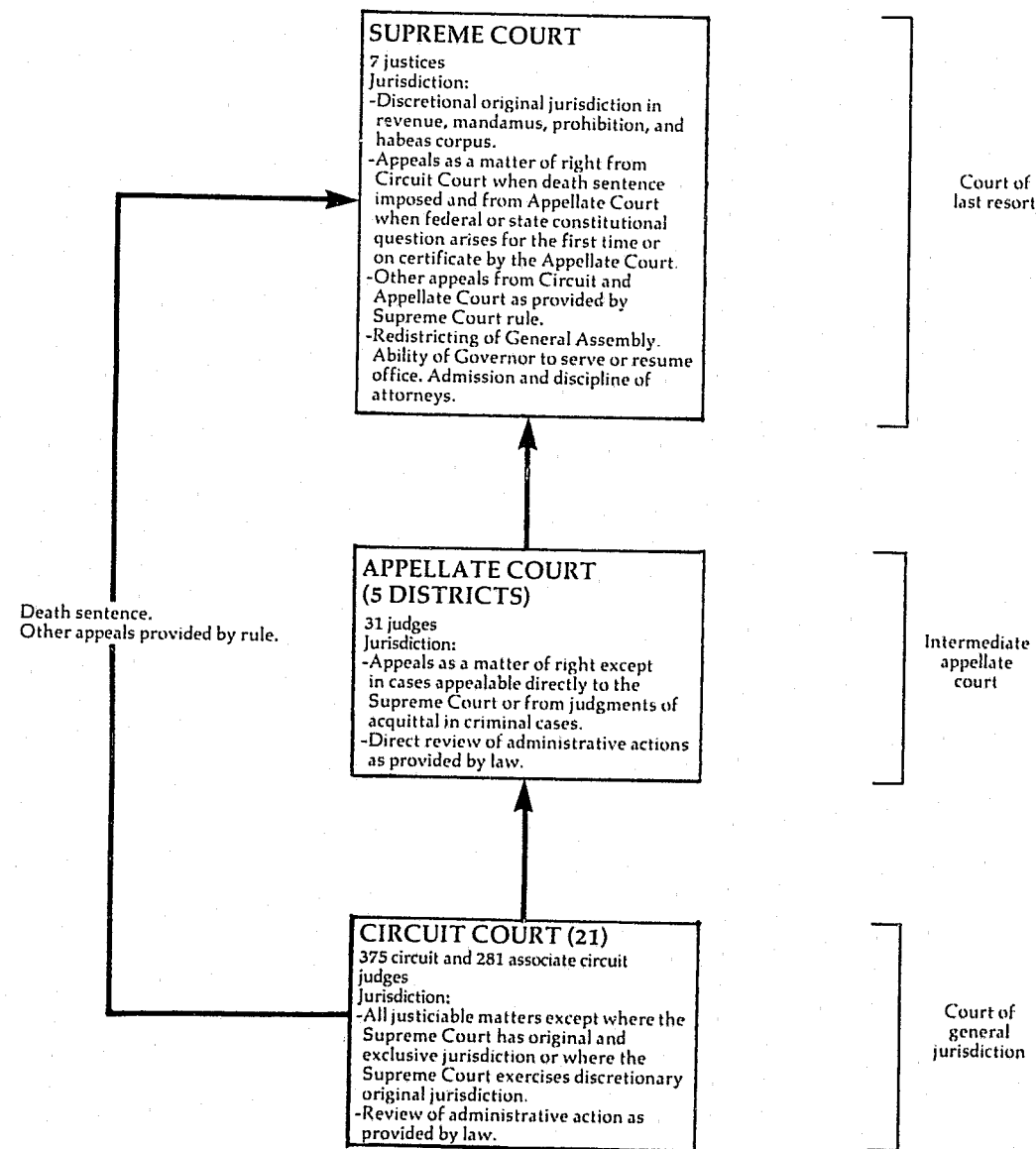
Beginning pending figures were computed from filing, disposition, and end pending data.

<sup>i</sup>Information on time interval or age of pending caseload data:

Criminal and traffic cases included in the time interval data include all criminal and traffic data except "juvenile--driving while intoxicated" cases.

Source: Administrative Office of the Courts, The Idaho Courts 1979 Annual Report (Boise, Idaho). Statistics are from the annual report except that totals have been computed where necessary.

ILLINOIS COURT SYSTEM, 1979



↑ Indicates route of appeal.

ILLINOIS SUPREME COURT  
Court of last resort  
7 justices  
January 1, 1979 to December 31, 1979

	Beginning pending	Filed	Disposed	End pending
<b>Cases:</b>				
<b>Appeals:</b>				
<b>Civil:</b>				
Application for leave to appeal allowed .....	62	( 84) <sup>e</sup>	82	64
Action for motion in public interest case [Rule 302(b)] allowed .....	11	( 10) <sup>e</sup>	17	4
Statute held invalid [Rules 302(a)(1), 603] .....	6	4	7	3
Certificate of importance .....	3	1	3	1
Total .....	82	5 ( 94) <sup>e</sup>	109	72
<b>Criminal:</b>				
Application for leave to appeal allowed .....	43	( 46) <sup>e</sup>	52	37
Action for motion in public interest case [Rule 302 (b)] allowed .....	1	( 0) <sup>e</sup>	1	0
Statute held invalid [Rules 302(a)(1), 603] .....	2	7	4	5
Certificate of importance (Rule 316) .....	5	1	6	0
Death penalty [Rule 603] .....	3	13	0	16
Total .....	54	21 ( 46) <sup>e</sup>	63	58
<b>Appeal of administrative agency case:</b>				
Industrial Commission <sup>a</sup> [Rules 302(a)(2)] .....	36	73	43	66
Total appeals .....	172	99 (140) <sup>e</sup>	215	196
<b>Other cases:</b>				
<b>Original proceedings:</b>				
<b>Civil:</b>				
Original action motions (including Rule 381 motions) .....	1	42	35 ( 5) <sup>e</sup>	3
Original action motions allowed .....	0	( 5) <sup>e</sup>	3	2
Miscellaneous .....	0	11	11	0
Total civil .....	1	53 ( 5) <sup>e</sup>	49 ( 5) <sup>e</sup>	5
<b>Criminal:</b>				
Original action motions (including Rule 381 motions) .....	3	30	29 ( 3) <sup>e</sup>	1
Original action motions allowed .....	1	( 3) <sup>e</sup>	3	1
Miscellaneous .....	1	15	16	0
Total criminal .....	5	45 ( 3) <sup>e</sup>	48 ( 3) <sup>e</sup>	2
<b>Disciplinary matter:</b>				
Attorney disciplinary .....	7	9	10	6
Total .....	13	107 ( 8) <sup>e</sup>	107 ( 8) <sup>e</sup>	13
<b>Requests to appeal:</b>				
<b>Civil:</b>				
Petition of leave to appeal .....	86	563	462 ( 84) <sup>e</sup>	103
Petition for public interest [Rule 302(b)] motion .....	1	34	25 ( 10) <sup>e</sup>	0
Total civil .....	87	597	487 ( 94) <sup>e</sup>	103
<b>Criminal:</b>				
Petition for leave to appeal .....	101	537	481 ( 46) <sup>e</sup>	111
Petition for public interest [Rule 302(b)] motion .....	0	6	6 ( 0) <sup>e</sup>	0
Total criminal .....	101	543	487 ( 46) <sup>e</sup>	111
Total .....	188	1,140	974 (140) <sup>e</sup>	214
Total other cases .....	201	1,247 ( 8) <sup>e</sup>	1,081 (148) <sup>e</sup>	227
Total cases .....	373	1,346 (148) <sup>e</sup>	1,296 (148) <sup>e</sup>	423
<b>Other proceedings:</b>				
<b>Rehearing requests:</b>				
Petition for rehearing .....	N/A	N/A	61	N/A
<b>Other matters:</b>				
Other motions .....	N/A	N/A	1,517	N/A
Total other proceedings .....	N/A	N/A	1,578	N/A
<b>Manner of disposition</b>				
Full opinion .....			219	
Supervisory orders .....			22	

Boldface headings indicate the classifications used by the CSIM project.  
N/A = This case type is handled by the court, but the data are unavailable.

<sup>e</sup>Cases not included in the total to avoid double counting: Petitions for leave to appeal, Rule 302(b) motions, and original action motions are counted as requests to appeal or original proceedings filings; when denied, a disposition is counted; when granted, the case becomes an appeal or original proceeding, but a new filing is not counted. When the appeal or original proceeding is concluded, a disposition is counted. The granted petitions and motions are the numbers appearing in parentheses.

Source: Administrative Office of the Illinois Courts, 1979 Annual Report of the Supreme Court of Illinois (Chicago, Illinois: March 1980). Statistics are from the annual report except that totals have been computed where necessary.

**CONTINUED**

**3 OF 6**

ILLINOIS APPELLATE COURT  
Intermediate appellate court  
5 districts, 31c judges  
January 1, 1979 to December 31, 1979

Table with 5 columns: Beginning pending, Filed, Disposed, End pending. Rows for Cases: Appeals (Civil, Criminal), Total appeals, and Total cases.

Disposition of appeals

Table with 8 columns: Civil (By opinion, By order, Without opinion or order, Total) and Criminal (By opinion, By order, Without opinion or order, Total). Rows list various dispositions like Affirmed, Modified, Reversed, etc.

Manner of disposition

Table with 3 columns: Civil, Criminal, Total. Rows: Majority opinion, Per curiam, Rule 23 order, Without opinion or order.

Time interval data (months)

Table with 7 columns: Under 6 months, 6 to 12 months, 12 to 18 months, 18 to 24 months, 24 to 36 months, Over 36 months. Rows: Date of filing to date of disposition, Date briefs filed to date of disposition.

Boldface headings indicate the classifications used by the CSIM project.  
X = The data for this case type are known to be included in the total but were not available by category.  
-- = Not applicable.

gJudge information: In addition to the 31 regular judges, 3 retired judges and 10 circuit judges also served on this court by agreement during 1979.  
kAdditional information: Of the 2,876 civil appeals filed, 37 were cases which were reinstated during 1979.  
lSpecial source or revision in the data: Figures for the number of civil and criminal appeals disposed without opinion or order were supplied by the administrative office of the courts during data verification.  
mInformation on disposition type or trial data: There were 31 specially concurring, 121 dissenting, and 27 supplemental opinions filed in the court.  
The 1,955 majority and per curiam opinions disposed of 2,092 cases.  
The 1,464 Rule 23 orders disposed of 370 civil and 1,143 criminal cases.

Source: Administrative Office of the Illinois Courts, 1979 Annual Report of the Supreme Court of Illinois (Chicago, Illinois: March, 1980). Statistics are from the annual report except that totals have been computed where necessary, and additional information was supplied by the administrative office of the courts during data verification.

ILLINOIS CIRCUIT COURT  
Court of general jurisdiction  
21 circuits, 375 circuit and 281c associate judges  
January 1, 1979 to December 31, 1979

Table with 5 columns: Beginning pending, Filed, Disposed, End pending. Rows for Civil (Law, Small claims, Real property rights, Equity, Domestic relations, Estate, Mental health, Appeal), Criminal (Felony, Misdemeanor, Ordinance violation), Traffic (Parking, Other traffic violation), and Juvenile.

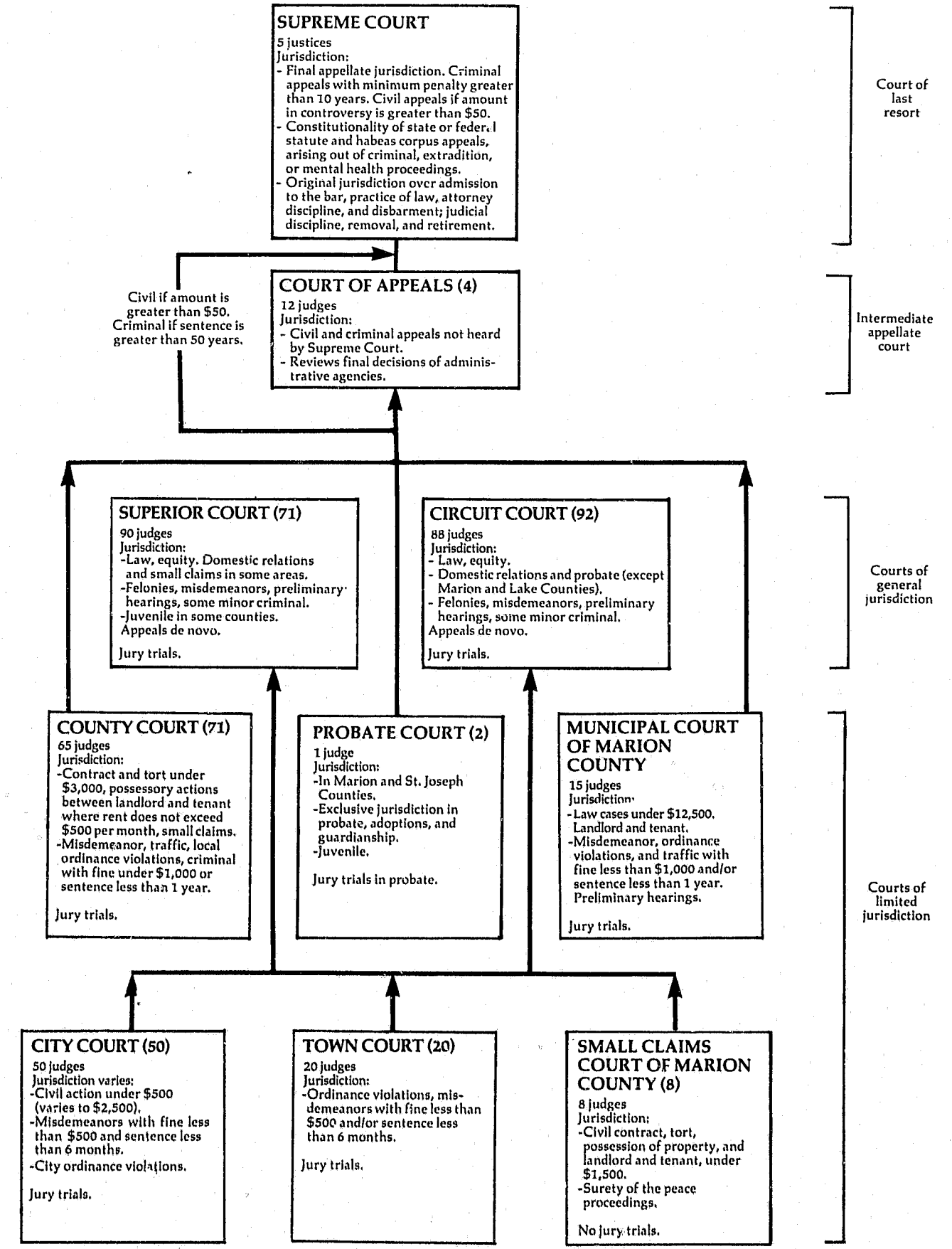
Table with 4 columns: Trial (Jury, Non-jury, Total) and Criminal (felony) dispositions (Jury trial, Non-jury trial). Rows for Civil (Law \$1,000 to \$15,000, Law over \$15,000, Criminal (felony), Total).

Table with 10 columns: Under 1 year, 1 to 1-1/2 years, 1-1/2 to 2 years, 2 to 2-1/2 years, 2-1/2 to 3 years, 3 to 3-1/2 years, 3-1/2 to 4 years, Over 4 years, Average time elapsed months. Row: Cases terminated by verdict: Law.

Boldface headings indicate the classifications used by the CSIM project.  
 N/A = This case type is handled by the court, but the data are unavailable.  
 X = The data for this case type are known to be included in the total but were not available by category.

- c**Judge information:  
Associate judges may hear all matters except criminal trials in which the defendant is charged with an offense punishable by more than one year imprisonment.
  - d**Case definition or unit of count:  
A civil case is counted with the filing of a petition or complaint.  
The criminal case unit of count for caseload data is the number of informations, indictments, or complaints. The criminal unit of count for trial and type of disposition data is the number of defendants.  
A trial is counted if tried to verdict or decision.
  - f**Beginning figure for the 1979 court year does not equal the end pending figure for the 1978 court year:  
Figures are as given in the annual report.
  - g**Change in pending does not equal the difference between filings and dispositions:  
Figures were adjusted by reason of a physical inventory.
  - h**Figure was computed:  
The beginning pending figure for probate was calculated from filed, disposed, and end pending figures given in the annual report.
  - i**Data are not complete:  
Misdemeanors and grand total pending figures do not include data for non-suburban Cook County, or any conservation violations. The end pending figures do include misdemeanors pending in the City of Chicago.  
Criminal total pendings do not include pending cases for conservation violations, or ordinance violations. The beginning pending figure does not include misdemeanors pending in the City of Chicago.  
Grand total pendings do not include pending cases for conservation violations, ordinance violations, and traffic cases.
  - j**Explanation of data in the category:  
Filed includes cases that have been reinstated and transferred in and transferred out of the court's jurisdiction. Cases reinstated or transferred in are added to the original filings, while cases transferred out are subtracted. Postjudgment and posttermination matters are not included.  
Misdemeanor cases include ordinance violations, conservation violations and preliminary hearings in felony cases in the Circuit Court of Cook County.
  - m**Information on disposition type or trial data:  
Criminal trials and criminal dispositions are for felony cases only. Trials in which the defendant was found guilty of a reduced charge were not included in the trial data, but are included in the total "convicted of included misdemeanor" figure.
- Source: Administrative Office of the Illinois Courts, 1979 Annual Report of the Supreme Court of Illinois (Chicago, Illinois: March, 1980).  
 Statistics are from the annual report except that totals have been computed where necessary.

INDIANA COURT SYSTEM, 1979



INDIANA SUPREME COURT  
Court of last resort  
5 Justices  
January 1, 1979 to December 31, 1979

	Beginning pending	Filed	Disposed	End pending
<b>Cases:</b>				
<b>Appeals:</b>				
Direct appeals .....	X	X	210	X
Civil after petitions to transfer granted.....	X	{ 27}e	21	X
Criminal after petitions to transfer granted .....	X	(N/A)e	10	X
Total appeals .....	X	X { 27}ei	241	X
<b>Other cases:</b>				
<b>Original proceedings:</b>				
<b>Original jurisdiction:</b>				
Original actions .....	X	X	20	X
Writs .....	0	59	59k	0
Total .....	X	X	79	X
<b>Disciplinary matter:</b>				
Disciplinary cases .....	X	X	6	X
Total .....	X	X	85	X
<b>Requests to appeal:</b>				
Civil petitions to transfer.....	0	209	182 { 27}e	0
Criminal petitions to transfer .....	X	X	96 (N/A)e	X
Total .....	X	X	278 { 27}ei	X
Total other cases.....	X	X	363 { 27}ei	X
<b>Total cases.....</b>	<b>109l</b>	<b>604h { 27}ei</b>	<b>604 { 27}ei</b>	<b>109</b>
<b>Other proceedings:</b>				
<b>Other matters:</b>				
Petitions for extension of time .....	N/A	N/A	589	N/A
Special judge matters .....	N/A	N/A	664	N/A
Hearing officers in disciplinary matters .....	N/A	N/A	21	N/A
Total other proceedings .....	N/A	N/A	1,274	N/A

Manner of disposition

	Appeals	Original jurisdiction	Disciplinary	Total
Majority opinion .....	241	20	1m	262m

Boldface headings indicate the classifications used by the CSIM project.  
N/A = This case type is handled by the court, but the data are unavailable.  
X = The data for this case type are known to be included in the total but were not available by category.

- eCases not included in the total to avoid double counting:  
Requests to appeal granted are not counted as dispositions until the appeal is disposed; the filing of the resulting appeal is not counted as a new filing. These granted requests to appeal cases are the numbers appearing in the parentheses.
- hFigure was computed:  
Total filing figure was computed from total disposition and pending data.
- iData are not complete:  
The number of criminal petitions to transfer granted was not available, and is therefore not included in the total appeals filed, total cases filed figures, requests to appeal disposed, total other cases disposed, or total cases disposed.
- kAdditional information:  
The writs were disposed as follows: 27 were denied; 22 were granted; 10 were dismissed.
- lSpecial source or revision in the data:  
The beginning pending total cases figure was obtained from the 1979 annual report where it was given as the end pending figure for the 1978 court year.
- mInformation on disposition type or trial data:  
There were 4 concurring opinions and 44 dissenting opinions.  
In addition to the one majority opinion written in a disciplinary case, five per curiam opinions were also written.

Source: Division of State Court Administration, 1979 Indiana Judicial Report (Indianapolis, Indiana). Statistics are from the annual report except that totals have been computed where necessary.

INDIANA COURT OF APPEALS  
Intermediate appellate court  
4 districts, 12 judges  
January 1, 1979 to December 31, 1979

	Beginning pending <sup>j</sup>	Filed <sup>j</sup>	Disposed	End pending <sup>j</sup>
<b>Cases:</b>				
<b>Appeals:</b>				
Civil .....	X	472	X	X
Criminal .....	X	433	X	X
<b>Other appeals:</b>				
Expedited cases .....	X	36	X	X
Total appeals .....	801	941	1,142	600
<b>Other cases:</b>				
Requests to appeal .....				
Total other cases.....				
<b>Total cases.....</b>	<b>801</b>	<b>941</b>	<b>1,142</b>	<b>600</b>
<b>Other proceedings:</b>				
<b>Other matters:</b>				
Motions to dismiss/affirm .....	32f	150	142	40
Motions, petitions for time, and miscellaneous orders handed down .....	--	3,418	3,418	--
Total .....	32f	3,568	3,560	40
Total other proceedings .....	32f	3,568	3,560	40

Age of pending caseload (months)

<u>Manner of disposition</u>	
Opinion (majority) .....	1,108
Order .....	

Less than 3 months .....	158
Between 3 and 6 months .....	102
Between 6 and 9 months .....	70
Between 9 and 12 months .....	75
Over 12 months .....	195

Boldface headings indicate the classifications used by the CSIM project.  
Blank space = Not enough information is known. The case category may or may not be handled by the court.  
X = The data for this case type are known to be included in the total but were not available by category.  
-- = Not applicable.

fBeginning pending figure for the 1979 court year does not equal the end pending figure for the 1978 court year:  
Figures are as given in the annual report.

jExplanation of data included in the category:  
Filed cases are "fully briefed cases" forwarded to the court by the clerk's office.  
Pending cases are "fully briefed cases" that have been filed but not disposed.

mInformation on disposition type or trial data:  
There were a total of 149 concurring and dissenting opinions filed in addition to the 1,108 majority opinions.

Source: Division of State Court Administration, 1979 Indiana Judicial Report (Indianapolis, Indiana). Statistics are from the annual report except that totals have been computed where necessary.

INDIANA SUPERIOR COURT AND CIRCUIT COURTS<sup>a</sup>  
 Court of general jurisdiction  
 71 courts, 90 judges; 92 circuits, 88 judges  
 January 1, 1979 to December 31, 1979

	Beginning pending	Filed	Disposed	End pending
<b>Civil:</b>				
Small claims (County Court function) <sup>k</sup>	14,078 <sup>fh</sup>	38,360	33,972	18,466
<b>Domestic relations:</b>				
Marriage dissolution:				
Dissolution	37,419 <sup>fh</sup>	49,111	50,854	35,679
Redocketed dissolutions	17,037 <sup>fh</sup>	27,103	26,969	18,057
Total	54,456 <sup>fh</sup>	77,103	77,823	53,736
<b>Estate:</b>				
Guardianship/conservatorship, trusteeship:				
Guardianship	30,215 <sup>fh</sup>	3,754	3,334	30,635
<b>Other estate:</b>				
Probate/adoption	42,369 <sup>fh</sup>	17,320	16,575	43,114
Total	72,584 <sup>fh</sup>	21,074	19,909	73,749
<b>Other civil:</b>				
Plenary proceedings	71,466 <sup>fh</sup>	52,336	53,011	70,791
Redocketed civil	20,066 <sup>fh</sup>	14,765	13,836	20,995
Plenary proceedings (County Court function) <sup>k</sup>	14 <sup>fh</sup>	15	22	7
Redocketed civil (County Court function) <sup>k</sup>	8,402 <sup>fh</sup>	17,681	13,277	12,806
Total	99,948 <sup>fh</sup>	84,797	80,146	104,599
Total civil	241,066 <sup>fh</sup>	221,334	211,850	250,550
<b>Criminal:</b>				
<b>Misdemeanor:</b>				
Criminal (County Court function) <sup>k</sup>	8,189 <sup>fh</sup>	19,511	16,710	10,990
Redocketed criminal (County Court function) <sup>k</sup>	125 <sup>fh</sup>	763	733	155
Criminal--adult offenses against juveniles	15 <sup>fh</sup>	60	29	46
Total	8,329 <sup>fh</sup>	20,334	17,472	11,191
<b>Felony/misdemeanor:</b>				
Criminal	17,081 <sup>fh</sup>	16,094	16,302	16,873
Redocketed criminal	1,415 <sup>fh</sup>	2,085	2,164	1,336
Total	18,496 <sup>fh</sup>	18,179	18,466	18,209
<b>Preliminary hearing:</b>				
Other (County Court function) <sup>jk</sup>	218 <sup>fh</sup>	2,478	1,963	733
<b>Other criminal:</b>				
Other <sup>j</sup>	5,444 <sup>fh</sup>	10,047	10,108	5,383
Total criminal	32,487 <sup>fh</sup>	51,038	48,009	35,516
<b>Traffic:</b>				
<b>Other traffic violation:</b>				
Nonfelony traffic (County Court function) <sup>k</sup>	9,254 <sup>fh</sup>	96,896	95,547	10,603
Total traffic	9,254 <sup>fh</sup>	96,896	95,547	10,603
<b>Juvenile:</b>				
Total juvenile	13,597 <sup>fh</sup>	19,459	17,881	15,175
Grand total	296,404 <sup>fh</sup>	388,727 <sup>k</sup>	373,287	311,844

**Trial<sup>d</sup>**

	Superior and Circuit Court			Criminal	Other <sup>m</sup>	Total
	Dissolution	Civil plenary	Redocketed civil			
Jury	--	752	--	932	127	1,811
Non-jury	31,586	11,622	5,301	1,404	48,693	98,606
Total	31,586	12,374	5,301	2,336	48,820	100,417

	Dissolution	County Court function		Redocketed civil	Criminal	Traffic	Other <sup>m</sup>	Total
		Small Claims	Civil plenary					
Jury	--	--	1	--	39	--	29	69
Non-jury	6,145	6,145	842	7,871	2,756	3,406	901	21,921
Total trials	31,586	6,145	13,217	13,172	5,131	3,406	930	122,407

**Type of disposition**

	Superior and Circuit Court	County Court function	Total
Dismissed	55,315	20,351	75,666
Guilty plea	10,847	34,943	45,790
Default	18,449	14,782	33,231
Settled	12,798	5,359	18,157
Closed	6,011	--	6,011
Transferred	1,393	239	1,632
Venued out	5,349	71	5,420
Traffic Violations			
Bureau	0	58,805	58,805
Failure to appear	0	3,368	3,368
Other	484	2,306	2,790

Boldface headings indicate the classifications used by the CSIM project.  
 -- = Not applicable.

- <sup>a</sup>Court jurisdiction:  
 In 1979, the Criminal Court of Marion County and the Juvenile Court of Marion County were made a part of the Superior Court. Their data, which in previous years were reported on separate profiles, are included in this profile. As a result, these data are not comparable with data for the Circuit Court and Superior Court for previous years.
  - <sup>d</sup>Case definition or unit of count:  
 A civil case is counted with the filing of a petition or complaint.  
 The criminal case unit of count is the number of informations, indictments, or complaints.  
 A trial is counted if tried to verdict or decision.
  - <sup>f</sup>Beginning pending figure for the 1979 court year does not equal the end pending figure for the 1978 court year:  
 Figures are as calculated from data given in the annual report.
  - <sup>g</sup>Change in pending does not equal the difference between filings and dispositions:  
 Figures are as reported in the annual report.
  - <sup>h</sup>Figure was computed:  
 Beginning pending figures were calculated from filing, disposition, and end pending data.
  - <sup>j</sup>Explanation of data included in the category:  
 "Other" includes all matters adjudicated in the court that have not been specifically listed. These include probable cause hearings, petitions for writs of habeas corpus, commitment proceedings, waiver hearings, and informal juvenile hearings. It was determined from the data that many of these were probable cause cases when handled as a County Court function. The "other" category cases are listed as other criminal for the regular functions of the court.
  - <sup>k</sup>Additional information:  
 Case categories identified as "county court function" are cases that were handled by the Superior Court or Circuit Court, but are normally handled by the County Court.  
 Cases filed include 459 cases "venued in".
  - <sup>m</sup>Information on disposition type or trial data:  
 "Other" trials include data for trials in estate, juvenile, preliminary hearing, and other criminal cases.
- Source: Division of State Court Administration, 1979 Indiana Judicial Report (Indianapolis, Indiana). Statistics are from the annual report except that totals have been computed where necessary.



INDIANA PROBATE COURT  
Court of limited jurisdiction  
1 court<sup>b</sup>, 1 judge  
January 1, 1979 to December 31, 1979

	Beginning pending	Filed	Disposed	End pending
<b>Civil:</b>				
<b>Law:</b>				
Civil plenary .....	463 <sup>l</sup>	710	600	573 <sup>h</sup>
Redocketed civil .....	0 <sup>l</sup>	0	0	0 <sup>h</sup>
Total .....	463 <sup>l</sup>	710	600	573 <sup>h</sup>
<b>Estate:</b>				
Guardianship/conservatorship/trusteeship:				
Guardianship .....	4,711 <sup>l</sup>	1,111	957	4,865 <sup>h</sup>
<b>Other estate:</b>				
Probate/adoption .....	4,451 <sup>l</sup>	3,982	3,908	4,525 <sup>h</sup>
Total .....	9,162 <sup>l</sup>	5,093	4,865	9,390 <sup>h</sup>
Other civil .....	826 <sup>l</sup>	596	706	716 <sup>h</sup>
Total civil .....	10,451 <sup>l</sup>	6,399	6,171	10,679 <sup>h</sup>
<b>Juvenile:</b>				
Total juvenile .....	1,008 <sup>l</sup>	1,392	1,145	1,255 <sup>h</sup>
<b>Grand total .....</b>	<b>11,459<sup>l</sup></b>	<b>7,791<sup>k</sup></b>	<b>7,316</b>	<b>11,934<sup>h</sup></b>

Trial <sup>d</sup>				Civil and juvenile dispositions	
	Jury	Non-jury	Total	Dismissed	Total
Civil .....	2	196	198	357	
Juvenile .....	3	4,852	4,855	248	
Total .....	5	5,048	5,053	1,657	
				Venued out	1

Boldface headings indicate the classifications used by the CSIM project.

<sup>b</sup>Particular court or reporting system information:  
The court is located in St. Joseph County.

<sup>d</sup>Case definition or unit of count:  
A civil case is counted with the filing of a petition or complaint.  
A trial is counted if tried to verdict or decision.

<sup>h</sup>Figure was computed:  
End pending figure was computed from the filing, disposition, and beginning pending data.

<sup>k</sup>Additional information:  
One of the filed cases was "venued in".

<sup>l</sup>Special source or revision in the data:  
The beginning pending figures were taken from the 1978 annual report where they are given as end pending figures for that court year.

Source: Division of State Court Administration, 1978, 1979 Indiana Judicial Report (Indianapolis, Indiana). Statistics are from the annual reports except that totals have been computed where necessary.

INDIANA COUNTY COURT  
Court of limited jurisdiction  
71 courts, 65 judges  
January 1, 1979 to December 31, 1979

	Beginning pending	Filed	Disposed	End pending
<b>Civil:</b>				
Small claims .....	20,502 <sup>fh</sup>	64,686	61,416	23,772
<b>Other civil:</b>				
Plenary proceedings .....	2,546 <sup>fh</sup>	4,478	3,392	3,632
Redocketed civil .....	15,904 <sup>fh</sup>	21,014	15,412	21,506
Total .....	18,450 <sup>fh</sup>	25,492	18,804	25,138
Total civil .....	38,952 <sup>fh</sup>	90,178	80,220	48,910
<b>Criminal:</b>				
<b>Misdemeanor:</b>				
Criminal .....	12,717 <sup>fh</sup>	43,090	36,908	18,899
Redocketed criminal .....	127 <sup>fh</sup>	765	641	311
Total .....	12,904 <sup>fh</sup>	43,855	37,549	19,210
<b>Preliminary hearing:</b>				
Other <sup>j</sup> .....	356 <sup>fh</sup>	3,368	3,288	436
Total criminal .....	13,260 <sup>fh</sup>	47,223	40,837	19,646
<b>Traffic:</b>				
<b>Other traffic violation:</b>				
Nonfelony traffic .....	37,826 <sup>fh</sup>	178,336	168,970	47,192
Total traffic .....	37,826 <sup>fh</sup>	178,336	168,970	47,192
<b>Grand total .....</b>	<b>90,038<sup>fh</sup></b>	<b>315,737<sup>k</sup></b>	<b>290,027</b>	<b>115,748</b>

Trial <sup>d</sup>				Type of disposition	
	Jury	Non-jury	Total		Total
<b>Civil:</b>				Plea .....	76,142
Small claims .....	--	12,632	12,632	Dismissed .....	40,159
Plenary proceeding .....	22	661	683	Default .....	24,326
Redocketed civil .....	0	6,168	6,168	Traffic Violations Bureau .....	93,549
Total .....	22	19,461	19,483	Settled .....	14,027
Criminal .....	141	4,005	4,146	Failed to appear .....	6,150
Traffic .....	0	5,913	5,913	Transferred out .....	2,019
Other <sup>m</sup> .....	75	2,749	2,824	Venued out .....	414
Total .....	238	32,128	32,366	Other .....	875

Boldface headings indicate the classifications used by the CSIM project.

<sup>d</sup>Case definition or unit of count:  
A civil case is counted with the filing of a petition or complaint.  
The criminal case unit of count is the number of informations, indictments, or complaints.  
A trial is counted if tried to verdict or decision.

<sup>f</sup>Beginning pending figure for the 1979 court year does not equal the end pending figure for the 1978 court year:  
Figures are given as calculated from data contained in the annual report.

<sup>h</sup>Figure was computed:  
Beginning pending figure was computed from filings, dispositions, and end pending data.

<sup>j</sup>Explanation of data included in the category:  
"Other" category includes all matters adjudicated in the court that have not been specifically listed. These include probable cause hearings, petitions for writs of habeas corpus, commitment proceedings, and waiver hearings. It was determined from the data that many of these were probable cause cases in the County Courts.

<sup>k</sup>Additional information:  
Three-hundred-one of the filed cases were "venued in".

<sup>m</sup>Information on disposition type or trial data:  
"Other" trials include data for trials in traffic and preliminary hearing cases.

Source: Division of State Court Administration, 1979 Indiana Judicial Report (Indianapolis, Indiana). Statistics are from the annual report except that totals have been computed where necessary.

MUNICIPAL COURT OF MARION COUNTY, INDIANA  
 Court of limited jurisdiction  
 1 court, 11 full-time and 4 part-time judges  
 January 1, 1979 to December 31, 1979

	Beginning pending	Filed	Disposed	End pending
<b>Civil:</b>				
<b>Law:</b>				
Civil .....	4,989 <sup>fh</sup>	12,166	12,435	4,720
Redocketed civil .....	75 <sup>fh</sup>	8,966	7,355	2,366
Total .....	5,744 <sup>fh</sup>	21,132	19,790	7,086
Total civil .....	5,744 <sup>fh</sup>	21,132	19,790	7,086
<b>Criminal:</b>				
<b>Misdemeanor:</b>				
Criminal .....	21,719 <sup>fh</sup>	45,563	34,569	32,713
Redocketed criminal .....	0	8	8	0
Total .....	21,719 <sup>fh</sup>	45,571	34,577	32,713
Total criminal .....	21,719 <sup>fh</sup>	45,571	34,577	32,713
<b>Traffic:</b>				
<b>Other traffic violation:</b>				
Nonfelony traffic .....	48,957 <sup>fh</sup>	100,702	90,214	59,445
Total traffic .....	48,957 <sup>fh</sup>	100,702	90,214	59,445
<b>Grand total .....</b>	<b>76,420<sup>fh</sup></b>	<b>167,405</b>	<b>144,581</b>	<b>99,244</b>

	Trial <sup>d</sup>			Type of disposition	
	Jury	Non-jury	Total		
Civil .....	54	5,388	5,442	Guilty plea .....	48,083
Criminal .....	69	6,932	7,001	Dismissed .....	40,613
Traffic .....	--	7,391	7,391	Default .....	6,668
Unspecified .....	15	93	108	Traffic Violations Bureau .....	23,946
Total .....	138	19,804	19,942	Settled .....	1,995
				Transferred out .....	12
				Venued out .....	56
				Other .....	3,266

**Boldface headings indicate the classifications used by the CSIM project.**  
 -- = Not applicable.

<sup>d</sup>Case definition or unit of count:  
 A civil case is counted with the filing of a petition or complaint.  
 The criminal case unit of count is the number of informations, indictments, or complaints.  
 A trial is counted if tried to verdict or decision.

<sup>f</sup>Beginning pending figure for the 1979 court year does not equal the end pending figure for the 1978 court year:  
 Figures are given as calculated from data contained in the annual report.

<sup>g</sup>Change in pending does not equal the difference between filings and dispositions:  
 Figures are as reported in the annual report.

<sup>h</sup>Figure was computed:  
 Beginning pending figure was computed from filing, disposition, and end pending data.

<sup>k</sup>Additional information:  
 Five of the filed cases were "venued in."

Source: Division of State Court Administration, 1979 Indiana Judicial Report (Indianapolis, Indiana). Statistics are from the annual report except that totals have been computed where necessary.

INDIANA CITY COURT  
 Court of limited jurisdiction  
 50 courts, 50 judges  
 January 1, 1979 to December 31, 1979

There were no data for cases handled in the City Court for 1979.

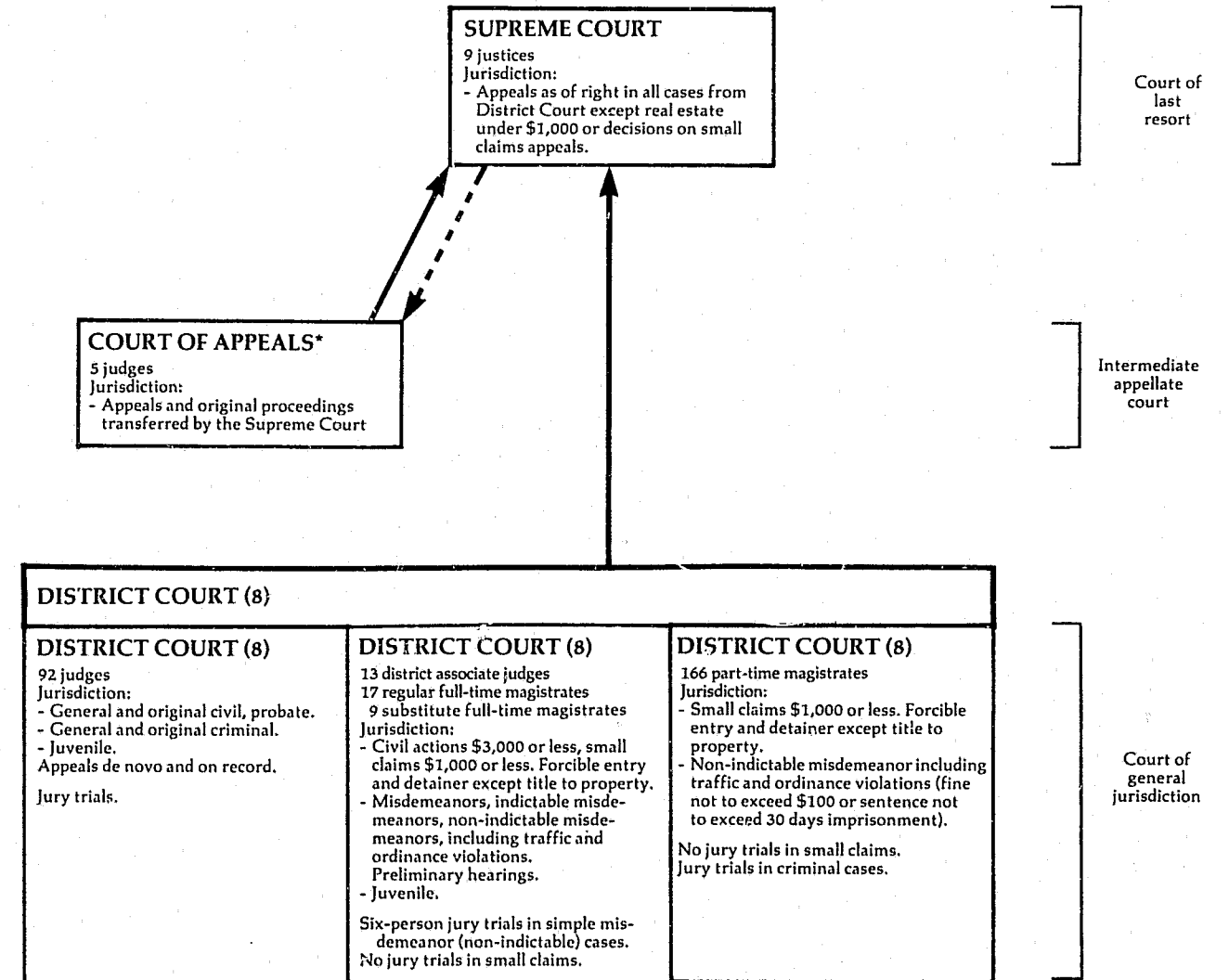
INDIANA TOWN COURT  
 Court of limited jurisdiction  
 20 courts, 20 judges  
 January 1, 1979 to December 31, 1979

There were no data for cases handled in the Town Court for 1979.

SMALL CLAIMS COURT OF MARION COUNTY, INDIANA  
 Court of limited jurisdiction  
 8 courts, 8 judges  
 January 1, 1979 to December 31, 1979

There were no data for cases handled in the Small Claims Court for 1979.

IOWA COURT SYSTEM, 1979



↑ Indicates route of appeal.  
 ↑ Indicates transfer of cases.

\*Court of Appeals began hearing oral arguments and deciding cases in January, 1977.

IOWA SUPREME COURT  
Court of last resort  
9 justices  
January 1, 1979 to December 31, 1979

	Beginning pending	Filed	Disposed	End pending
<b>Cases:</b>				
<b>Appeals:</b>				
<b>Civil:</b>				
Contracts .....	X	X	39	X
Contested child custody .....	X	X	9	X
Domestic relations not involving child custody .....	X	X	8	X
Property .....	X	X	13	X
Taxation .....	X	X	5	X
Tort .....	X	X	33	X
Trust, estates, wills .....	X	X	5	X
Other .....	X	X	28	X
Direct appeals from final judgments in civil cases .....	X	X	--	X
Writ of certiorari granted .....	X	(X) <sup>e</sup>	--	X
Interlocutory appeal granted .....	X	(X) <sup>e</sup>	--	X
Disposition by order or other mode prior to formal submission to the court .....	--	--	625 <sup>k</sup>	--
<b>Total .....</b>	<b>X</b>	<b>1,002<sup>l</sup>(X)<sup>e</sup></b>	<b>765</b>	<b>X</b>
<b>Criminal:</b>				
Guilty plea only .....	X	X	2	X
Guilty plea and sentencing only .....	X	X	3	X
Other .....	X	X	62	X
Direct appeals from final judgments in criminal cases .....	X	(X) <sup>e</sup>	--	X
Writ of certiorari granted .....	X	(X) <sup>e</sup>	--	X
Disposition by order or other mode prior to formal submission to the court .....	--	--	281 <sup>k</sup>	--
<b>Total .....</b>	<b>X</b>	<b>493<sup>l</sup>(X)<sup>e</sup></b>	<b>348</b>	<b>X</b>
<b>Postconviction remedy:</b>				
Postconviction relief .....	X	12	8	X
<b>Appeal of administrative agency case:</b>				
Administrative law .....	X	(j)	54	X
<b>Total appeals .....</b>	<b>X</b>	<b>1,507 (26)<sup>e</sup></b>	<b>1,175</b>	<b>X</b>
<b>Other cases:</b>				
<b>Original proceedings:</b>				
<b>Disciplinary:</b>				
Lawyer disciplinary proceedings .....	X	(j)	7	X
<b>Request to appeal:</b>				
<b>Civil:</b>				
Petition for writ of certiorari .....	X	X	37 (X) <sup>e</sup>	X
Petition for permission to appeal interlocutory ruling .....	X	X	98 (X) <sup>e</sup>	X
Petition for discretionary review .....	X	X	20 (X) <sup>e</sup>	X
<b>Total .....</b>	<b>X</b>	<b>X</b>	<b>155</b>	<b>X</b>
<b>Criminal:</b>				
Petition for writ of certiorari .....	X	(j)	10 (X) <sup>e</sup>	X
Petition for discretionary review .....	X	(j)	49 (X) <sup>e</sup>	X
<b>Total .....</b>	<b>X</b>	<b>(j)</b>	<b>59 (X)<sup>e</sup></b>	<b>X</b>
<b>Total .....</b>	<b>X</b>	<b>(j)</b>	<b>214 (26)<sup>e</sup></b>	<b>X</b>
<b>Sentence review only:</b>				
Sentencing only .....	X	(j)	14	X
<b>Total other cases .....</b>	<b>X</b>	<b>(j)</b>	<b>235 (26)<sup>e</sup></b>	<b>X</b>
<b>Total cases .....</b>	<b>880</b>	<b>1,507 (26)<sup>e</sup></b>	<b>1,410 (26)<sup>e</sup></b>	<b>9689</b>
<b>Other matters:</b>				
<b>Rehearing requests:</b>				
Application for further review .....	19 <sup>l</sup>	N/A	144	N/A
Motions and orders .....	0	3,024	3,024	0
<b>Total .....</b>	<b>19</b>	<b>N/A</b>	<b>3,168</b>	<b>N/A</b>

Manner of disposition

	Civil <sup>m</sup>	Criminal <sup>m</sup>	Disciplinary	Total
Signed opinion .....	192 <sup>l</sup>	74 <sup>l</sup>	7	273 <sup>l</sup>
Per curiam .....	10 <sup>l</sup>	7 <sup>l</sup>	0	17 <sup>l</sup>
<b>Total opinion .....</b>	<b>202</b>	<b>81</b>	<b>7</b>	<b>290</b>
Dismissed by order .....	X	X	X	117

Status of pending caseload

	Civil <sup>m</sup>	Criminal <sup>m</sup>	Total
In work .....	485	294	779
Ready .....	95	30	125
Assigned to justices			
for submission .....	19	11	30
Out to justices (submitted) .....	19	15	34

Disposition of cases<sup>l</sup>

	Civil <sup>m</sup>	Criminal <sup>m</sup>	Total	Disciplinary
<b>Signed or per curiam opinion:<sup>l</sup></b>				
Affirmed .....	90	52	142	--
Reversed .....	66	15	81	--
Reversed Court of Appeals .....	9	4	13	--
Combination or modification .....	28	6	34	--
Lawyer license suspended .....	--	--	--	7
Other .....	16	4	20	0
<b>Without opinion:</b>				
Transferred to Court of Appeals .....	263	114	377	0
Consolidations .....	11	9	20	--
Dismissal or withdrawal prior to submission .....	0	49	249	0
Other dismissal .....	129	92	221	0

Time interval data<sup>l</sup> (average months)

	Civil <sup>m</sup>	Priority civil <sup>n</sup>	Criminal <sup>n</sup>	All
Notice of appeal to readiness .....	7.5	4.6	8.2	7.4
Readiness to submission .....	3.4	2.3	2.7	3.1
Submission to filing of decision .....	2.0	1.7	1.7	1.9
Notice of appeal to decision .....	12.9	8.6	12.6	12.4
Ready for submission to opinion .....	8.3	4.1	4.2	6.5

Boldface headings indicate the classifications used by the CSIM project.

X = The date for this case type are known to be included in the total but were not available by category.  
-- = Not applicable.

<sup>e</sup>Cases not included in the total to avoid double counting:

Petitions for writ of certiorari and petitions for permission to appeal interlocutory ruling when granted are not counted as a disposition. The resulting appeal is not counted as a new filing, and is counted as a disposition only when the appeal is disposed. These granted petitions are the numbers appearing in the parentheses.

<sup>g</sup>Change in pending does not equal the difference between filings and dispositions:

Figures are as given in the annual report.

<sup>i</sup>Data are not complete:

Total appeals pending data do not include civil appeals, postconviction remedy, or appeal of administrative agency cases.

<sup>j</sup>Explanation of data included in the category:

Civil appeals disposed and pending figures include direct civil appeals, original proceedings, and requests to appeal arising out of civil cases. Disciplinary cases are included in civil appeals under filed and pending.

Criminal appeals disposed and pending figures include both direct criminal appeals and original proceedings arising out of criminal cases.

<sup>k</sup>Additional information:

Cases transferred to the Court of Appeals by the Supreme Court are not included in cases listed as disposed prior to formal submission to the court.

<sup>l</sup>Special source or revision in the data:

Figures for the number of appeals filed, the number of civil and criminal opinions written and their contents, and time interval data were supplied by the clerk of the court during data verification.

<sup>m</sup>Information on disposition type or trial data:

The civil category for manner of disposition, disposition of cases, and status of pending cases data includes civil appeals, postconviction relief, and appeal of administrative agency cases.

The criminal category for manner of disposition, disposition of cases, and status of pending cases data includes criminal appeals and sentence review only cases.

In addition to the 290 majority opinions, there were also 36 dissents and 30 concurrences filed.

<sup>n</sup>Information on time interval or age of pending caseload data:

Priority civil includes postconviction relief and contested child custody cases.

Source: Court Administrator of the Judicial Department, 1978 Annual Statistical Report (Des Moines, Iowa: 1979). Statistics are from the annual reports except that totals have been computed where necessary, and additional information was supplied by the clerk of the court during data verification.

IOWA COURT OF APPEALS
Intermediate appellate court
5 Judges
January 1, 1979 to December 31, 1979

Table with columns: Beginning pending, Filed, Disposed, End pending. Rows include Civil (Contracts, Contested child custody, etc.), Criminal (Guilty plea only, etc.), Postconviction remedy, and Other cases.

Table with columns: Manner of disposition (Signed opinion, Per curiam, Total, Dismissal by order) and Disposition of cases (Signed and per curiam opinion, Affirmed, Reversed, Combination or modification).

Time interval data (average months)

Table with columns: Civil, Priority civil, Criminal, All. Row: Ready for submission to opinion.

Boldface headings indicate the classifications used by the CSIM project. X = The data for this case type are known to be included in the total but were not available by category.

9 Change in pending does not equal the difference between filings and dispositions: Data are as reported in the annual report.

J Explanation of data included in the category: Civil appeals filed and pending include administrative law and postconviction relief cases.

Criminal appeals filed and pending include sentence review only cases.

1 Special source or revision in the data: The number of civil and criminal opinions written and the number dismissed by order were supplied by the clerk of the court during data verification.

m Information on disposition type or trial data: The civil category for manner of disposition and disposition of cases data includes civil appeals, postconviction relief, and appeal of administrative agency cases.

The criminal category for manner of disposition and disposition of cases data includes criminal appeal and sentence review only cases.

n Information on time interval or age of pending caseload data: Priority civil includes post conviction relief and contested child custody cases.

Source: Court Administrator of the Judicial Department, 1979 Annual Statistical Report (Des Moines, Iowa: 1980). Statistics are from the annual report except that totals have been computed where necessary, and additional information were supplied by the clerk of the court during data verification.

IOWA DISTRICT COURT
Court of general jurisdiction
8 districts
January 1, 1979 to December 31, 1979

Table with columns: Beginning pending, Filed, Disposed, End pending. Rows include Civil (Small claims, Domestic relations, Estate, Probate/wills/intestate, Guardianship/conservatorship/trusteeship), Criminal (Felony, Misdemeanor, Preliminary hearing), Traffic (Other traffic violations), and Juvenile (Juvenile).

Table with columns: Trial (Jury, Non-jury, Total). Rows include Civil (Small claims, Estate, Other civil) and Criminal (Felony, Misdemeanor, Ordinance violation).

Table with columns: Age of pending caseload (12/31/79) Over 1 year, Under 1 year. Rows include Regular civil, Regular criminal.

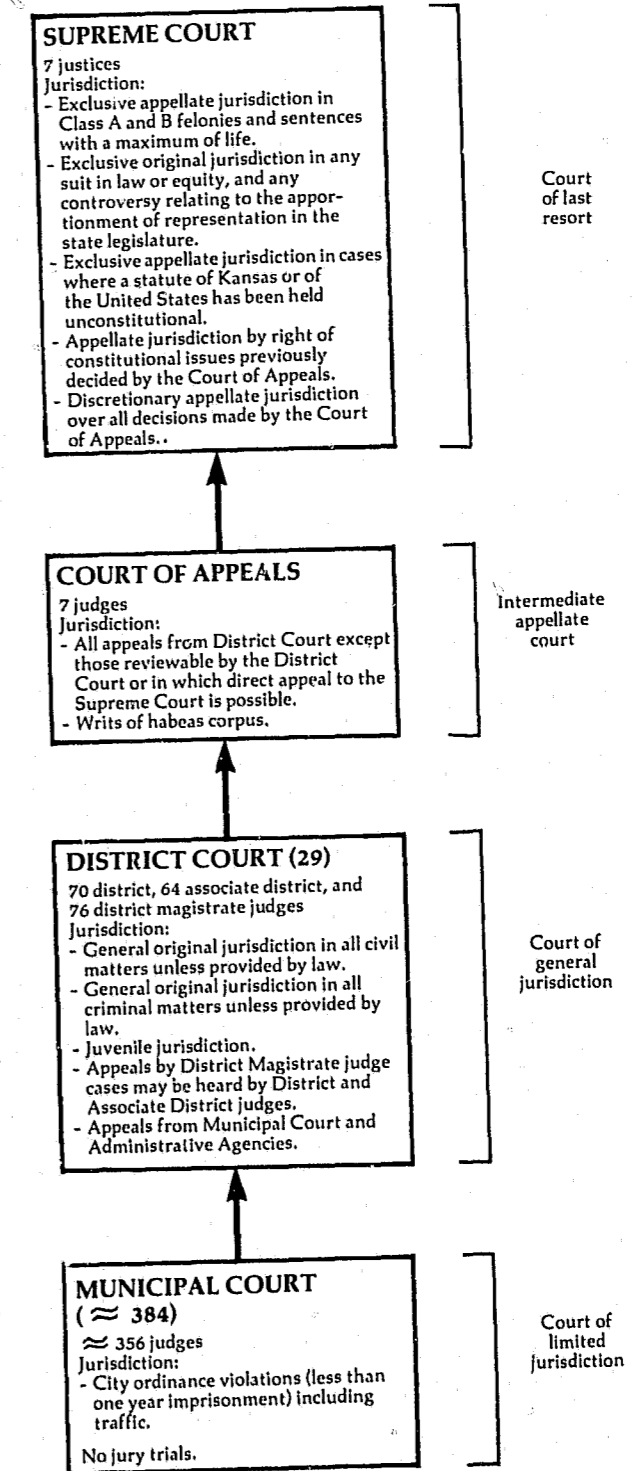
Table with columns: Time interval data Under 1 year, 1 to 3 years, Over 3 years. Row: Probate/wills/intestate.

Boldface headings indicate the classifications used by the CSIM project.  
 N/A = This case type is handled by the court but the data are unavailable.  
 X = The data for this case type are known to be included in the total but were not available by category.  
 -- = Not applicable.

- c Judge information:  
 Data include cases handled by 92 district and 13 district associate judges, 17 regular full-time, 9 substitute full-time, and 166 part-time magistrates.
- d Case definition or unit of count:  
 A civil case is counted with the filing of a petition or complaint.  
 The criminal case unit of count is the number of informations or indictments.  
 A jury trial is counted when the jury is sworn.  
 A non-jury trial (contested) is counted when the first witness is sworn.
- f Beginning pending figure for the 1979 court year does not equal the end pending figure for the 1978 court year:  
 The disparity between these figures is due to inventory corrections.
- g Change in pending does not equal the difference between filings and dispositions:  
 Figures are as reported in the annual report.
- h Figure was computed:  
 Beginning pending figure was computed from filed, disposed, and end pending data.  
 Time interval data were estimated from percentages given in the annual report.
- i Data are not complete:  
 Estate, total civil, and grand total disposed figures do not include guardianship and conservatorship, or trusteeship.  
 Total civil pending does not include estate data.  
 Grand total pending does not include estate or juvenile data.
- j Explanation of data included in the category:  
 Small claims total includes cases handled by the clerk. The cases are not listed as filed or pending in the "by clerk" category because the cases are filed as regular cases and not as cases to be specifically disposed by the clerk.  
 Regular criminal cases handled by the district judges include felonies and appeals.  
 Felony pending is the total for all regular criminal categories (felony, appeal, indictable misdemeanor).  
 Misdemeanor (regular criminal) pending cases are included in the felony (regular criminal) data.
- k Additional information:  
 Other domestic relations and juvenile cases disposed represent the number of cases closed by formal hearing.  
 Estate, guardianship and conservatorship, trusteeship, and regular criminal (felony) cases are handled by district judges only.  
 Formal hearings were held in 239 of the 13,027 preliminary hearing cases disposed by associate judges and regular magistrates.  
 Nonindictable state and nonindictable ordinance cases are handled by district associate judges, regular full-time, substitute full-time, and part-time magistrates.  
 In addition to the total criminal cases disposed, there were 685 search warrants, 607 seized property hearings, and 129 miscellaneous actions handled by district associate judges, regular full-time magistrates and substitute full-time magistrates, and 587 search warrants, and 351 seized property hearings and 422 miscellaneous actions handled by part-time magistrates.

Source: Court Administrator of the Judicial Department, 1978 Annual Statistical Report, Iowa Judiciary (Des Moines, Iowa: 1979). Statistics are from the annual report except that totals have been computed where necessary.

KANSAS COURT SYSTEM, 1979



↑ Indicates route of appeal.

KANSAS SUPREME COURT  
Court of last resort  
7 Justices  
July 1, 1978 to June 30, 1979

	Beginning pending	Filed	Disposed	End pending
<b>Cases:</b>				
<b>Appeals:</b>				
Civil .....	X	X (X) <sup>e</sup>	X	X
Criminal .....	X	X (X) <sup>e</sup>	137	X
<b>Appeal of administrative agency case:</b>				
Workmen's compensation .....	X	X (X) <sup>e</sup>	X	X
Total appeals .....	221 <sup>f</sup>	290 <sup>j</sup> (11) <sup>e</sup>	304	207
<b>Other cases:</b>				
<b>Original proceedings:</b>				
<b>Original jurisdiction:</b>				
Habeas corpus .....	N/A	X	X	N/A
Mandamus .....	N/A	X	X	N/A
Other writs .....	N/A	X	X	N/A
Total .....	N/A	X	X	N/A
<b>Disciplinary</b>				
Total .....	N/A	X	X	N/A
<b>Requests to appeal:</b>				
Petitions for review Court of Appeals decisions .....	N/A	120	102 (11) <sup>e</sup>	N/A
Total other cases .....	N/A	153	112 (11) <sup>e</sup>	N/A
Total cases .....	221 <sup>f1</sup>	443 (11) <sup>e</sup>	416 (11) <sup>e</sup>	207 <sup>1</sup>
<b>Other proceedings:</b>				
<b>Rehearing requests:</b>				
Motions for rehearing .....	0	53	53 <sup>k</sup>	0
<b>Other matters:</b>				
Motions .....	0	833	833	0
Total other proceedings .....	0	886	886	0

Disposition of cases

	Appeals				Requests to appeal
	Civil	Criminal	Agency	Total	
<b>By opinion:</b>					
Affirmed .....	X	94	X	175	--
Reversed .....	X	8	X	28	--
Affirmed in part, revised in part .....	X	12	X	28	--
Dismissed .....	X	4	X	7	--
<b>Without opinion:</b>					
Voluntary dismissals ..	X	7	X	19	--
Dismissals by court ...	X	1	X	4	--
Granted .....	--	--	--	--	11
Denied .....	--	--	--	--	102

Boldface headings indicate the classifications used by the CSIM project.  
Blank space = Not enough information is known. The category may or may not be handled by the court.  
X = The data for this case type are known to be included in the total but were not available by category.  
-- = Not applicable.

<sup>e</sup>Cases not included in the total to avoid double counting: Petitions for review of Court of Appeals decisions when granted are not counted as disposed cases until the resulting appeal is disposed; a new filing is not counted for the resulting appeal. These granted petitions for review are the numbers appearing in parentheses.  
<sup>f</sup>Beginning pending figure for the 1979 court year does not equal the end pending figure for the 1978 court year: Figures are as given in the annual report.  
<sup>1</sup>Data are not complete: No beginning pending or filed data were available for requests to appeal cases. These cases are not included in the total cases beginning pending or filed categories.  
<sup>j</sup>Explanation of data included in the category: Appeals filed include 136 cases transferred from the Court of Appeals.  
<sup>k</sup>Additional information: Of the 53 motions for rehearing disposed, none were granted.

Source: Office of the Judicial Administration, Annual Report on the Courts of Kansas, July 1, 1978 through June 30, 1979 (Topeka, Kansas: November, 1979). Statistics are from the annual report except that totals have been computed where necessary.

KANSAS COURT OF APPEALS  
Intermediate Appellate Court  
7 Judges  
July 1, 1978 to June 30, 1979

	Beginning pending	Filed	Disposed	End pending
<b>Cases:</b>				
<b>Appeals:</b>				
Civil .....	X	X	X	X
Criminal .....	X	X	X	X
Total appeals .....	601 <sup>f</sup>	816	772	645
<b>Other cases:</b>				
<b>Original proceedings</b>				
Requests to appeal .....				
Total other cases .....				
Total cases .....	601 <sup>f</sup>	816	772	645
<b>Other proceedings:</b>				
<b>Rehearing requests:</b>				
Motions for rehearing .....	0	31 <sup>k</sup>	31 <sup>k</sup>	0
<b>Other matters:</b>				
Motions .....	0	2,556	2,556	0
Total other proceedings .....	0	2,587	2,587	0

Disposition of appeals

	Civil	Criminal	Total
Affirmed .....	215	109	324
Reversed .....	4	2	6
Affirmed in part, reversed in part ...	10	4	14
Remanded .....	9	2	11
Reversed and remanded .....	32	14	46
Dismissed .....	6	2	8
<b>Without opinion:</b>			
Voluntary dismissals .....	165	33	198
Dismissals by court .....	15	14	29
Other .....	X	X	136
Transferred to Supreme Court .....	0	0	0

Manner of disposition

	Civil	Criminal	Total
Appeals terminated by opinion ...	276	133	409

Boldface headings indicate the classifications used by the CSIM project.  
Blank space = Not enough information is known. The case category may or may not be handled by the court.  
X = The data for this case type are known to be included in the total but were not available by category.

<sup>f</sup>Beginning pending figure for the 1979 court year does not equal the end pending figure for the 1978 court year: As noted in the annual report, the figures reflect adjustments made to the figures as previously reported.

<sup>k</sup>Additional information: All 31 of the rehearing requests were denied. Cases disposed include 136 cases transferred to the Supreme Court.

Source: Office of the Judicial Administration, Annual Report on the Courts of Kansas, July 1, 1978 through June 30, 1979 (Topeka, Kansas: November 1979). Statistics are from the annual report except that totals have been computed where necessary.

**KANSAS DISTRICT COURT**  
Court of general jurisdiction  
29 districts: 70 district, 64 associate district, and 76 district magistrate judges  
July 1, 1978 to June 30, 1979

	Beginning pending	Filed	Disposed	End pending
<b>Civil:</b>				
<b>Tort:</b>				
Auto tort:				
Auto negligence .....	X	1,332	X	X
Professional tort:				
Medical negligence .....	X	132	X	X
Product liability tort .....	X	101	X	X
Other tort:				
Property damage .....	X	1,600	X	X
Other tort .....	X	1,862	X	X
Total .....	X	3,462	X	X
Total .....	X	5,027	X	X
Contract .....	X	32,159	X	X
Small claims <sup>a</sup> .....	N/A	11,875	N/A	N/A
<b>Real property rights:</b>				
Personal property .....	X	1,672	X	X
Real property .....	X	8,107	X	X
Total .....	X	9,779	X	X
<b>Domestic relations:</b>				
<b>Marriage dissolution:</b>				
Divorce, annulment, or separate maintenance .....	X	20,215	14,831	X
<b>Support/custody:</b>				
U.R.E.S.A. inward .....	X	1,835	X	X
U.R.E.S.A. outward .....	X	1,423	X	X
Total .....	X	3,258	X	X
Adoption .....	N/A	2,019	N/A	N/A
Other domestic relations .....	X	1,390	X	X
Total .....	9,375 <sup>f1</sup>	26,882	24,227 <sup>1</sup>	10,011 <sup>1</sup>
<b>Mental health:</b>				
Mental health treatment proceedings .....	N/A	1,806	N/A	N/A
Alcohol treatment proceedings .....	N/A	713	N/A	N/A
Total .....	N/A	2,519	N/A	N/A
<b>Estate:</b>				
<b>Probate/wills/intestate:</b>				
Decedents estates .....	N/A	5,908	5,036	N/A
<b>Guardianship/conservatorship/trusteeship:</b>				
Guardianship/conservatorship/estates .....	N/A	1,902	944	N/A
Trusts .....	N/A	277	134	N/A
Total .....	N/A	2,179	1,078	N/A
<b>Other estate:</b>				
Determination of descent .....	N/A	2,202	2,202	N/A
Miscellaneous probate actions .....	N/A	1,336	1,336	N/A
Total .....	N/A	3,538	3,538	N/A
Total .....	N/A	11,625	9,652	N/A
Appeal .....	X	188	X	X
<b>Extraordinary writ:</b>				
Special writs .....	X	279	X	X
Other civil .....	21,287	3,680	X	X
Total civil .....	30,662 <sup>f1</sup>	104,013	79,679	35,958 <sup>1</sup>
<b>Criminal:</b>				
Felony .....	4,051	9,901	10,255	3,697
Misdemeanor .....	4,346 <sup>j</sup>	14,420	16,669 <sup>j</sup>	2,939 <sup>j</sup>
Appeal .....	(j)	842	(j)	(j)
Total criminal .....	8,397 <sup>f</sup>	25,163	26,924	6,636
<b>Traffic:</b>				
<b>DWI/DUI:</b>				
Driving while intoxicated .....	N/A	3,944	X	N/A
<b>Other traffic violation:</b>				
Other traffic .....	N/A	267,314	X	N/A
Juvenile traffic .....	N/A	416	716	N/A
Total .....	N/A	267,730	X	N/A
Total traffic .....	N/A	271,674	261,168	N/A
<b>Juvenile:</b>				
<b>Criminal-type offense:</b>				
Delinquent .....	N/A	3,858	X	N/A
<b>Status offense:</b>				
Misdemeanor .....	N/A	4,652	X	N/A
Wayward or truant .....	N/A	2,231	X	N/A
Total .....	N/A	6,883	X	N/A
<b>Non-offense:</b>				
Dependent/neglected .....	N/A	2,176	X	N/A
<b>Other juvenile:</b>				
Informal juvenile .....	N/A	17,193	N/A	N/A
Total juvenile .....	N/A	30,110	11,122 <sup>1</sup>	N/A
<b>Grand total .....</b>	<b>38,407<sup>f1</sup></b>	<b>430,960</b>	<b>378,893<sup>1</sup></b>	<b>42,594<sup>1</sup></b>

	Contested trial <sup>d</sup>			Criminal dispositions		
	Jury	Non-jury	Total	Felony	Misdemeanor <sup>m</sup>	Total
	<b>Civil:</b>					
Domestic relations <sup>m</sup> ..	--	3,027	3,027	4,795	9,461	14,256
Other civil .....	380	3,544	3,924	446	469	915
Total .....	380	6,571	6,951	153	176	329
<b>Criminal:</b>				2,058	3,683	6,541
Felony .....	463	136	599	868	1,155	2,023
Misdemeanor <sup>m</sup> .....	81	564	645	1,135	1,725	2,860
Total .....	544	700	1,244			
Traffic <sup>m</sup> .....	45	4,929	4,974			
Grand total .....	969	12,200	13,169			
				Civil dispositions <sup>1</sup>		
				Traffic dispositions <sup>m</sup>		
				Domestic relations <sup>m</sup>	Other civil	Total
				Pleas of guilty .... 206,246	Dismissals .....	6,338 15,782
				Bond forfeiture .... 40,181	Uncontested .....	12,425 22,279
				Dismissed .....	Contested, no formal trial .....	1,270 1,847
					Other .....	1,167 1,968
				Total 34,704		
	Age of pending caseload (6/30/79)					
	Civil:	6 months or less	7 to 12 months	13 to 18 months	19 to 24 months	over 24 months
	Domestic relations <sup>m</sup> .....	7,001	1,650	622	388	350
	Other civil .....	13,303	6,238	2,974	1,716	1,716
	Total .....	20,304	7,888	3,596	2,104	2,066
	<b>Criminal:</b>					
	Felony .....	2,449	654	247	147	200
	Misdemeanor .....	1,629	539	263	233	275
	Total .....	4,078	1,193	510	380	475

**Boldface headings indicate the classifications used by the CSIM project.**

N/A = This case type is handled by the court, but the data are unavailable.

X = The data for this case type are known to be included in the total but were not available by category.

-- = Not applicable.

<sup>d</sup>Case definition or unit of count:  
 A civil case is counted at the filing of a petition or complaint. Appeals are filed in categories according to the nature of the case. The criminal case unit of count is the number of informations, indictments, or complaints.  
 A jury trial is counted when the jury is impaneled.  
 A non-jury trial is counted if the case is contested (an attorney appears in opposition).  
<sup>f</sup>Beginning pending figure for the 1979 court year does not equal the end pending figure for the 1978 court year: Figures are as given in the annual report.

<sup>1</sup>Data are not complete:  
 Domestic relations pending and disposed figures do not include adoption cases.  
 Total estate, total civil, and grand total filed figures do not include other estate cases.  
 Total civil pending figures do not include small claims, adoptions, mental health, or estate cases.  
 Total civil and grand total disposed figures do not include small claims, adoption, or mental health cases.  
 Grand total pending figures do not include small claims, adoption, mental health, estate, traffic, or juvenile cases.

<sup>j</sup>Explanation of data included in the category:  
 Pending and disposed misdemeanors include criminal appeals.  
 Filings include original actions and retrials/reinstatements.  
 Civil cases are divided into three major groupings in the Kansas Annual Report: domestic relations, regular actions, and limited actions (Chapter 61 cases). Regular and limited actions cases include contract, tort, real property rights, civil appeals, extraordinary writs, and other civil cases. They are distinguished from each other by the amount demanded in the suit. There were 17,156 regular civil cases filed and 15,282 disposed during the 1979 court year. The same elements for limited actions were 33,956 and 30,518.

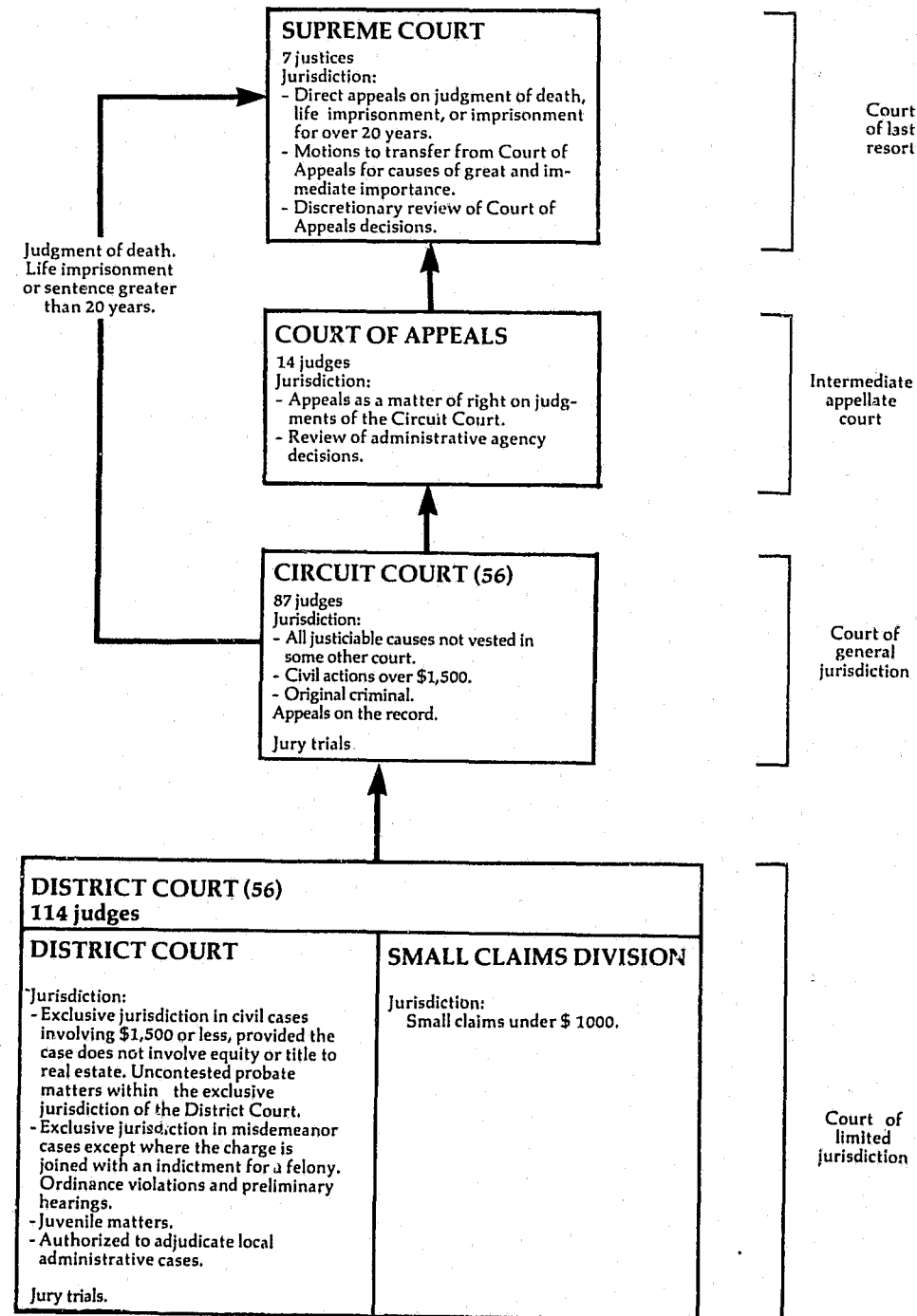
<sup>m</sup>Information on disposition type or trial data:  
 Domestic relations trial, type of disposition, and age of pending cases data do not include adoption cases.  
 Misdemeanor trial and disposition data include appeal cases from lower courts.  
 Traffic disposition and trial data do not include juvenile traffic cases.

Source: Office of the Judicial Administrator, Annual Report on the Courts of Kansas July 1, 1978 through June 30, 1979 (Topeka, Kansas: November 1979). Statistics are from the annual reports except that totals have been computed where necessary.

**KANSAS MUNICIPAL COURT**  
Court of limited jurisdiction  
384 courts, 356 judges  
July 1, 1978 to June 30, 1979

There were no data available for cases handled in the Municipal Court for fiscal year 1979.

KENTUCKY COURT SYSTEM, 1979



↑ Indicates route of appeal.

KENTUCKY SUPREME COURT  
Court of last resort  
7 Justices  
July 1, 1978 to June 30, 1979<sup>b</sup>

	Beginning pending	Filed	Disposed	End pending
<b>Cases:</b>				
<b>Appeals:</b>				
Direct appeals .....	X	185 <sup>l</sup>	X	X
Motions for transfer granted .....	X	( 8) <sup>el</sup>	X	X
Motions for discretionary review granted .....	X	(167) <sup>el</sup>	X	X
<b>Total appeals .....</b>	<b>xj</b>	<b>185 (175)<sup>e</sup></b>	<b>226<sup>l</sup></b>	<b>xj</b>
<b>Other cases:</b>				
<b>Original proceedings:</b>				
<b>Original jurisdiction:</b>				
Original actions .....	(j)	7 <sup>l</sup>	10 <sup>l</sup>	(j)
Motions for injunctive relief .....	4 <sup>f</sup>	7	6	5
<b>Total .....</b>	<b>X</b>	<b>14</b>	<b>16</b>	<b>X</b>
<b>Disciplinary:</b>				
Bar Association actions .....	X	90 <sup>k1</sup>	72 <sup>k1</sup>	X
<b>Total .....</b>	<b>X</b>	<b>104</b>	<b>88</b>	<b>X</b>
<b>Requests to appeal:</b>				
Motion for transfer .....	3 <sup>f</sup>	13	6 ( 8) <sup>el</sup>	2
Motion for discretionary review .....	126 <sup>f</sup>	452	351 (167) <sup>el</sup>	60 <sup>l</sup>
<b>Total .....</b>	<b>129<sup>f</sup></b>	<b>465</b>	<b>357 (175)<sup>e</sup></b>	<b>62</b>
<b>Total other cases .....</b>	<b>133<sup>fi</sup></b>	<b>569</b>	<b>445 (175)<sup>e</sup></b>	<b>82<sup>i</sup></b>
<b>Total cases .....</b>	<b>236<sup>f</sup></b>	<b>754 (175)<sup>e</sup></b>	<b>671 (175)<sup>e</sup></b>	<b>241<sup>i</sup></b>
<b>Other proceedings:</b>				
<b>Rehearing requests:</b>				
Petitions for rehearing .....	6 <sup>f</sup>	49	45	10
<b>Total other proceedings .....</b>	<b>6<sup>f</sup></b>	<b>49</b>	<b>45</b>	<b>10</b>

Boldface headings indicate the classifications used by the CSIM project.

X = The data for this case type are known to be included in the total but were not available by category.

<sup>b</sup>Particular court or reporting system information:

The court changed its reporting period from the calendar year to the fiscal year, starting with this report. As a result, there is a six month overlap between data reported here and those contained in the 1978 edition of this report.

<sup>e</sup>Cases not included in the total to avoid double counting:

Motions for transfer and motions for discretionary review granted are not counted as disposed until the appeal is disposed; a filing is not counted for the resulting appeal. These granted petitions are the numbers appearing in parentheses.

<sup>f</sup>Beginning pending figure for the 1979 court year does not equal the end pending figure for the 1978 court year:

Between 1978 and 1979 the court changed its reporting period from the calendar year to the fiscal year. As a result, the beginning pending data reported here do not match the end pending data contained in the 1978 edition of this report.

<sup>l</sup>Data are not complete:

Figures for total other cases pending do not include original action cases.

<sup>j</sup>Explanation of data included in the category:

Pending original actions are included with the pending appeal cases.

<sup>k</sup>Additional information:

Bar Association filings included 37 disciplinary actions and 53 other matters; dispositions included 28 disciplinary actions and 44 other matters.

<sup>l</sup>Special source or revision in the data:

Footnoted figures were provided by the Clerk of the Court, who also furnishes these data to the Kentucky Administrative Office of the Courts.

Source: Administrative Office of the Courts, Annual Report, 1979-80 (Frankfort, Kentucky). Statistics are from the annual report except that totals have been computed where necessary, and additional information were supplied by the Clerk of the Court.



KENTUCKY COURT OF APPEALS  
Intermediate appellate court  
14 judges  
July 1, 1978 to June 30, 1979<sup>b</sup>

	Beginning pending	Filed	Disposed	End pending
<b>Cases:</b>				
<b>Appeals:</b>				
Civil .....	758 <sup>f</sup>	1,386	1,440	704
Criminal .....	197 <sup>f</sup>	383	365	215
Total appeals .....	955 <sup>f</sup>	1,769	1,805	919
<b>Other cases:</b>				
<b>Original proceedings:</b>				
Original jurisdiction:				
Original actions .....	16 <sup>f</sup>	53	58	11
Actions for injunctive relief .....	6 <sup>f</sup>	18	17	7
Total .....	22 <sup>f</sup>	71	75	18
Requests to appeal:				
Discretionary review .....	0 <sup>f</sup>	23	16	7
Total other cases .....	22 <sup>f</sup>	94	91	25
<b>Total cases .....</b>	<b>977<sup>f</sup></b>	<b>1,863</b>	<b>1,896</b>	<b>944</b>
<b>Other proceedings:</b>				
<b>Rehearing requests:</b>				
Petitions for rehearing:				
Civil .....	82 <sup>f</sup>	236	250	68
Criminal .....	9 <sup>f</sup>	49	48	10
Total .....	91 <sup>f</sup>	285	298	78
<b>Total other proceedings .....</b>	<b>91<sup>f</sup></b>	<b>285</b>	<b>298</b>	<b>78</b>
<b>Manner of disposition<sup>l</sup></b>				
	Published opinion	Non-published opinion	Total	
<b>Total cases .....</b>	<b>214</b>	<b>927</b>	<b>1,141</b>	

Boldface headings indicate the classifications used by the CSIM project.

<sup>b</sup>Particular court or reporting system information:

The court changed its reporting period from the calendar year to the fiscal year, starting with this report. As a result, there is a six-month overlap between data reported here and those contained in the 1978 edition of this report.

<sup>f</sup>Beginning pending figure for the 1979 court year does not equal the end pending figure for the 1978 court year:

Between 1978 and 1979 the court changed its reporting period from the calendar year to the fiscal year. As a result, the beginning pending data reported here do not match the end pending data contained in the 1978 edition of this report.

<sup>l</sup>Special source or revision in the data:

The numbers of published and unpublished opinions rendered by the court during 1979 were provided by the Clerk of the Court during data verification.

Source: Administrative Office of the Courts, Annual Report, 1979-80 (Frankfort, Kentucky). Statistics are from the annual report except that totals have been computed where necessary, and additions and corrections were supplied by the Clerk of the Court during data verification.

KENTUCKY CIRCUIT COURT  
Court of general jurisdiction  
56 districts, 87 judges  
July 1, 1978 to June 30, 1979<sup>b</sup>

	Beginning pending	Filed	Disposed	End pending
<b>Civil:</b>				
<b>Law:</b>				
Civil suit .....	N/A	17,461	17,275	N/A
<b>Domestic relations:</b>				
Adoption:				
Adoption and termination of parental rights .....	N/A	2,266	2,175	N/A
Other domestic relations:				
Domestic relations .....	N/A	30,917	27,653	N/A
Total .....	N/A	33,183	29,828	N/A
Mental health <sup>j</sup> .....	N/A	2,181	2,544	N/A
<b>Appeal:</b>				
Appeal of administrative agency case:				
Workmen's compensation .....	N/A	744	592	N/A
Appeal of trial court case:				
Probated <sup>j</sup> .....	N/A	102	189	N/A
Civil appeal .....	N/A	289	228	N/A
Total .....	N/A	391	417	N/A
Total .....	N/A	1,135	1,009	N/A
Other civil <sup>j</sup> .....	N/A	6,454	5,535	N/A
<b>Total civil .....</b>	<b>N/A</b>	<b>60,414</b>	<b>56,191</b>	<b>N/A</b>
<b>Criminal:</b>				
Felony/misdemeanor:				
Criminal .....	N/A	10,124	9,259	N/A
Appeal .....	N/A	388	328	N/A
<b>Total criminal .....</b>	<b>N/A</b>	<b>10,512</b>	<b>9,587</b>	<b>N/A</b>
<b>Grand total .....</b>	<b>N/A</b>	<b>70,926</b>	<b>65,778</b>	<b>N/A</b>

Boldface headings indicate the classifications used by the CSIM project.  
N/A = This case type is handled by the court, but the data are unavailable.

<sup>b</sup>Particular court or reporting system information:

The court changed its reporting period from the calendar year to the fiscal year, starting with this report. As a result, there is a six-month overlap between data reported here and those contained in the 1978 edition of this report.

<sup>d</sup>Case definition or unit of count:

A civil case is counted with the filing of a petition or complaint.  
The criminal case unit of count is the number of defendants.

<sup>j</sup>Explanation of data included in the category:

Domestic relations cases include contested and uncontested divorces, separations, annulments, and certain post-divorce hearings for modifications in support, custody, visitation rights, etc.

Mental health cases include both involuntary hospitalization and competency hearings.

Probate cases are primarily will contests and exceptions to probate settlements of the District Court.

Other civil cases include tax, zoning, and other administrative board appeals; state-initiated fiscal suits from the Department of Revenue, Unemployment Compensation Board, etc; Uniform Reciprocal Support Act cases; cases involving only injunctive relief; and other cases not specifically categorized elsewhere on the profile.

Source: Administrative Office of the Courts, Annual Report, 1979-80 (Frankfort, Kentucky). Statistics are from the annual report except that totals have been computed where necessary, and corrections and additional data were supplied by the administrative office of the courts during data verification.

**KENTUCKY DISTRICT COURT**  
 Court of limited jurisdiction  
 56 districts, 114 judges  
 July 1, 1978 to June 30, 1980<sup>b</sup>

	Beginning pending	Filed	Disposed	End pending
<b>Civil:</b>				
<b>Law:</b>				
Civil .....	N/A	50,323	34,183	N/A
Small claims .....	N/A	28,435	21,904	N/A
<b>Estate:</b>				
Other estate:				
Probate <sup>c</sup> .....	N/A	30,579	17,940	N/A
Total civil .....	N/A	109,337	74,027	N/A
<b>Criminal:</b>				
Misdemeanor .....	N/A	174,418	152,299	N/A
Preliminary hearing:				
Felony .....	N/A	23,496	21,149	N/A
Total criminal .....	N/A	197,914	173,448	N/A
<b>Traffic:</b>				
Total traffic .....	N/A	251,740	220,226	N/A
<b>Juvenile:</b>				
Total juvenile .....	N/A	35,828	28,718	N/A
<b>Grand total .....</b>	N/A	594,819	496,419	N/A

Boldface headings indicate the classifications used by the CSIM project.  
 N/A = This case type is handled by the court, but the data are unavailable.

<sup>b</sup>Particular court or reporting system information:

The court changed its reporting period from the calendar year to the fiscal year, starting with this report. As a result, there is a six-month overlap between data reported here and those contained in the 1978 edition of this report.

<sup>c</sup>Case definition or unit of count:

A civil case is counted with the filing of a petition or complaint.  
 The criminal, traffic, and juvenile case unit of count is the number of defendants.

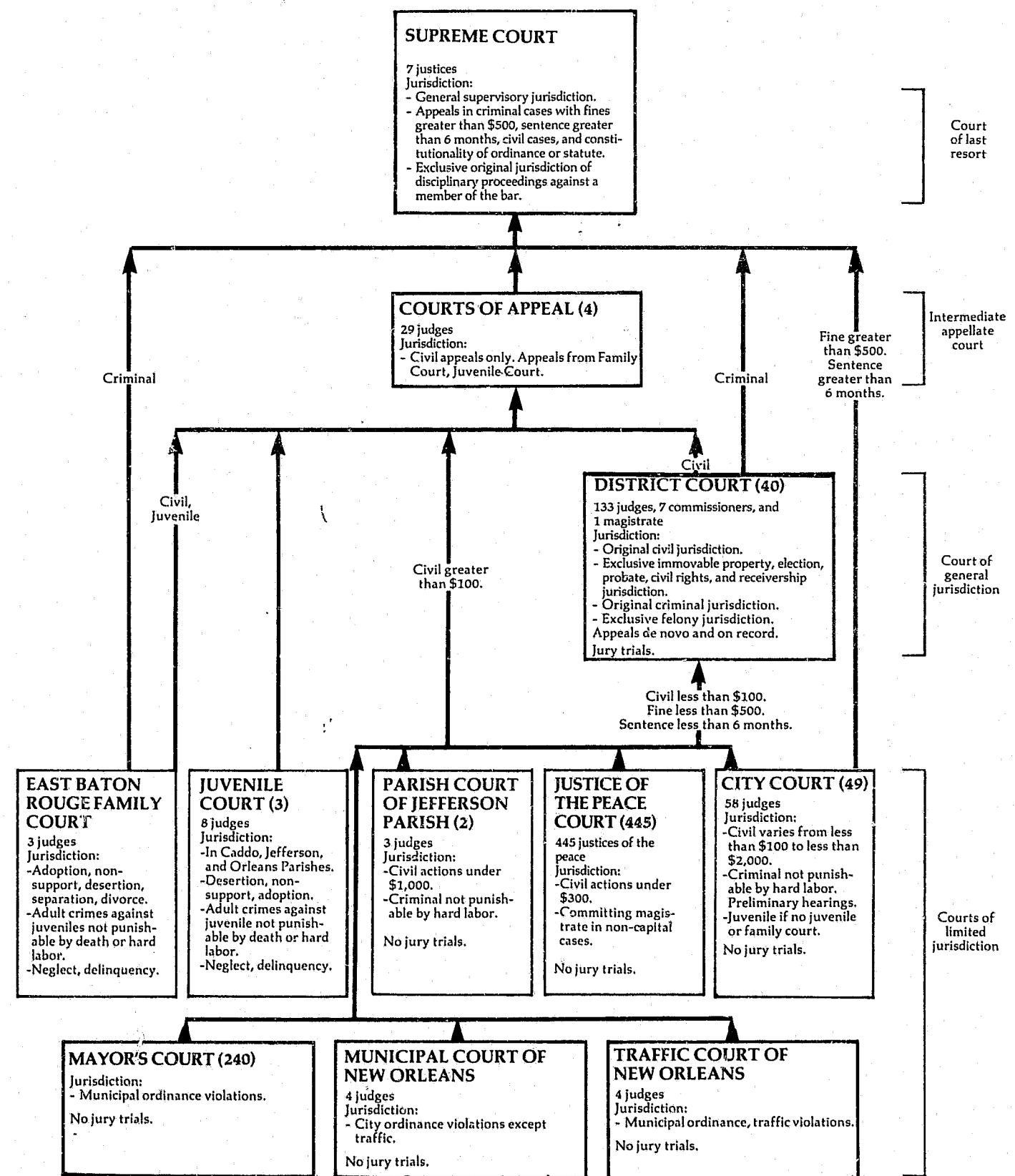
<sup>j</sup>Explanation of data included in the category:

The probate category includes name changes, and various other fiduciary appointments (guardianships, committee fiduciaries for incompetents, conservatorships, etc.), as well as other estate cases.

Juvenile cases include delinquency, status, dependency, neglect, needy, and abuse cases, as well as paternity actions and adult violations of KRS 530.060-.070 (endangering the welfare of or unlawful transaction with a minor).

Source: Administrative Office of the Courts, *Annual Report, 1979-80* (Frankfort, Kentucky). Statistics are from the annual report except that totals have been computed where necessary, and revisions were made to all data by the administrative office of the courts during data verification.

**LOUISIANA COURT SYSTEM, 1979**



↑ Indicates route of appeal.

LOUISIANA SUPREME COURT  
Court of last resort  
7 Justices  
January 1, 1979 to December 31, 1979

	Beginning pending	Filed	Disposed	End pending
<b>Cases:</b>				
Appeals:				
Appeals <sup>j</sup> .....	N/A	493	434	N/A
Writs granted .....	N/A	(529) <sup>e</sup>	464	N/A
Total appeals .....	N/A	493 (529) <sup>e</sup>	898	N/A
<b>Other cases:</b>				
Original proceedings:				
Original jurisdiction:				
Other matters .....	N/A	70	45	N/A
Disciplinary:				
Original jurisdiction petitions <sup>j</sup> .....	N/A	8	11 <sup>j</sup>	N/A
Total .....	N/A	78	56	N/A
Requests to appeal:				
Writs .....	N/A	2,271	1,809 (529) <sup>e</sup>	N/A
Total other cases .....	N/A	2,349	1,865 (529) <sup>e</sup>	N/A
Total cases .....	N/A	2,842 (529) <sup>e</sup>	2,763 (529) <sup>e</sup>	N/A
<b>Other proceedings:</b>				
Rehearing requests .....	N/A	209	201	N/A
Total other proceedings .....	N/A	209	201	N/A

Manner of disposition

	Appeals	Original jurisdiction	Disciplinary	Requests to appeal	Total cases	Rehearing requests
Written opinion .....	395	1	11	--	407	18
Per curiam without opinion ...	217	44	0	--	261	0
With orders .....	286	0	0	--	286	0
Dismissed .....	10	0	0	11	21	0
Granted .....	--	--	--	529	529	19
Denied .....	--	--	--	1,462	1,462	182
Not considered .....	--	0	--	50	50	0

Boldface headings indicate the classifications used by the CSIM project.  
Blank space = Not enough information is known. The case category may or may not be handled by the court.  
N/A = This case type is handled by the court, but the data are unavailable.  
-- = Not applicable.

<sup>e</sup>Cases not included in the total to avoid double counting:

A writ granted is not counted as disposed until the resulting appeal is disposed; a filing is not counted for the resulting appeal. These granted writs are the numbers appearing in parentheses in the profile.

<sup>j</sup>Explanation of data included in the category:

Appeals filed include a few habeas corpus original jurisdiction cases.  
Original jurisdiction petitions under disciplinary include some nondisciplinary bar matters as well as disciplinary cases.

Source: Judicial Administrator, Judicial Council Annual Report with 1979 Statistics and Related Data (New Orleans, Louisiana). Statistics are from the annual report except that totals have been computed where necessary.

LOUISIANA COURTS OF APPEAL<sup>a</sup>  
Intermediate appellate court  
4 circuits, 29<sup>c</sup> judges  
January 1, 1979 to December 31, 1979

	Beginning pending	Filed	Disposed	End pending
<b>Cases:</b>				
Appeals:				
Civil .....	X	2,269	2,046 <sup>h</sup>	X
Total appeals .....	X	2,269	2,046	X
<b>Other cases:</b>				
Original proceedings:				
Original jurisdiction:				
Writs .....	X	395	384 <sup>h</sup>	X
Requests to appeal .....	X	395	384	X
Total other cases .....	X	395	384	X
Total cases .....	1,395 <sup>f1</sup>	2,664	2,430	1,147 <sup>g1</sup>
<b>Other proceedings:</b>				
Rehearing requests .....	N/A	N/A	589	N/A
Total other proceedings .....	N/A	N/A	589	N/A

Manner of disposition	Disposition of cases	Status of pending caseload <sup>1</sup> (12/31/79)
Judgments rendered .....	1,802	To be argued .....
Cases dismissed .....	244	Argued but not decided .....
		Original jurisdiction
		Granted .....
		Refused .....
		84
		300
		932
		215

Boldface headings indicate the classifications used by the CSIM project.  
Blank space = Not enough information is known. The case category may or may not be handled by the court.  
N/A = This case type is handled by the court, but the data are unavailable.  
X = The data for this case type are known to be included in the total but were not available by category.

<sup>a</sup>Court jurisdiction:

The court hears civil appeals only.

<sup>c</sup>Judge information:

One retired judge was also assigned to hear cases in the Fourth Circuit of the Courts of Appeal.

<sup>f</sup>Beginning pending figure for the 1979 court year does not equal the end pending figure for the 1978 court year.

Figure is as calculated from data given in the annual report.

<sup>g</sup>Change in pending does not equal the difference between filings and dispositions:

Figures are as given in the annual report and the administrative office of the court.

<sup>h</sup>Figure was computed:

The writs disposed figure was computed by adding writs refused and writs granted.

The appeals disposed figure was computed by adding together cases dismissed and judgments rendered.

<sup>1</sup>Special source or revision in the data:

Beginning and end pending figures were provided by the administrative office of the court during data verification.

Source: Judicial Administrator, Judicial Council Annual Report with 1979 Statistics and Related Data (New Orleans, Louisiana). Statistics are from the annual report except that totals have been computed where necessary, and additional information was supplied by the administrative office of the court during data verification.

**LOUISIANA DISTRICT COURT**  
 Court of general jurisdiction  
 40 districts, 133 judges, 7 commissioners, and 1 magistrate  
 January 1, 1979 to December 31, 1979

	Beginning pending	Filed	Disposed	End pending
<b>Civil<sup>d</sup>:</b>				
Total civil .....	N/A	152,965	N/A	N/A
<b>Criminal<sup>d</sup>:</b>				
Total criminal .....	N/A	264,805	N/A	N/A
Grand total .....	N/A	417,770	N/A	N/A
	<b>Trial<sup>1</sup></b>			
	<b>Jury</b>	<b>Non-jury</b>	<b>Total</b>	
Civil .....	434	N/A	N/A	
Criminal ...	767	N/A	N/A	
Total cases ...	1,201	N/A	N/A	

Boldface headings indicate the classifications used by the CSIM project.  
 N/A = This case type is handled by the court, but the data are unavailable.

<sup>d</sup>Case definition or unit of count:  
 A civil case is counted with the filing of a petition or complaint.  
 The criminal case unit of count is the number of defendants on the information or indictment.

Source: Judicial Administrator, Judicial Council Annual Report with 1979 Statistics and Related Data (New Orleans, Louisiana). Statistics are from the annual report except that totals have been computed where necessary, and revisions were made by the state court administrative office during data verification.

**LOUISIANA FAMILY COURT AND JUVENILE COURT<sup>b</sup>**  
 Court of limited jurisdiction  
 1 court, 3 judges; 3 courts, 8 judges  
 January 1, 1979 to December 31, 1979

	Beginning pending	Filed	Disposed	End pending
<b>Juvenile:</b>				
Total juvenile .....	N/A	35,880	N/A	N/A
Grand total .....	N/A	35,880	N/A	N/A

Boldface headings indicate the classifications used by the CSIM project.  
 N/A = This case type is handled by the court, but the data are unavailable.

<sup>b</sup>Particular court or reporting system information:  
 The Louisiana judicial reporting system is undergoing modifications. Filings from Caddo Family Court and Juvenile Court were derived from new case numbers assigned and counts of dispositions, and may not be comparable to data from the other courts.

Source: Judicial Administrator, Judicial Council Annual Report with 1979 Statistics and Related Data (New Orleans, Louisiana). Statistics are from the annual report except that totals have been computed where necessary.

**LOUISIANA CITY COURT<sup>1</sup> AND PARISH COURT<sup>1</sup>, AND MUNICIPAL COURT AND TRAFFIC COURT OF NEW ORLEANS**  
 Court of limited jurisdiction  
 49 courts, 58 judges; 2 courts, 3 judges; 1 court, 4 judges; 1 court, 4 judges  
 January 1, 1979 to December 31, 1979

	Beginning pending	Filed	Disposed	End pending
<b>Civil<sup>d</sup>:</b>				
<b>Law:</b>				
Civil .....	N/A	69,223	42,414	N/A
Total civil .....	N/A	69,223	42,414	N/A
<b>Criminal<sup>d</sup>:</b>				
<b>Misdemeanor:</b>				
State misdemeanor .....	N/A	29,270	25,882	N/A
Ordinance violation .....	N/A	93,058	73,183 <sup>1</sup>	N/A
Total criminal .....	N/A	122,328	99,065	N/A
<b>Traffic:</b>				
<b>Other traffic violation:</b>				
State cases .....	N/A	96,497	88,468	N/A
Ordinance cases .....	N/A	304,805	236,549	N/A
Juvenile traffic-city .....	N/A	5,870	3,769	N/A
Juvenile traffic-state .....	N/A	978 <sup>1</sup>	874	N/A
Total .....	N/A	408,150	329,660	N/A
Total traffic .....	N/A	408,150	329,660	N/A
<b>Juvenile<sup>j</sup>:</b>				
<b>Criminal-type offense:</b>				
Delinquency .....	N/A	4,310	3,477	N/A
<b>Non-offense:</b>				
Neglect .....	N/A	401	366	N/A
<b>Other juvenile:</b>				
Special proceedings .....	N/A	400	346	N/A
Total juvenile .....	N/A	5,111	4,189	N/A
Grand total .....	N/A	604,812	475,328	N/A

Boldface headings indicate the classifications used by the CSIM project.  
 N/A = This case type is handled by the court, but the data are unavailable.

<sup>d</sup>Case definition or unit of count:  
 A civil case is counted with the filing of a petition or complaint.  
 The criminal case unit of count is the number of informations, indictments, or complaints.

<sup>j</sup>Explanation of data included in the category:  
 Juvenile traffic filings are included in the juvenile total filings.

<sup>1</sup>Special source or revision in the data:  
 Figures footnoted were provided by the administrative office of the courts during data verification.

Source: Judicial Administrator, Judicial Council Annual Report with 1979 Statistics and Related Data (New Orleans, Louisiana). Statistics are from the annual report except that totals have been computed where necessary, and revisions were made by the state court administrative office during data verification, and additional information was supplied by the administrative office of the courts during data verification.

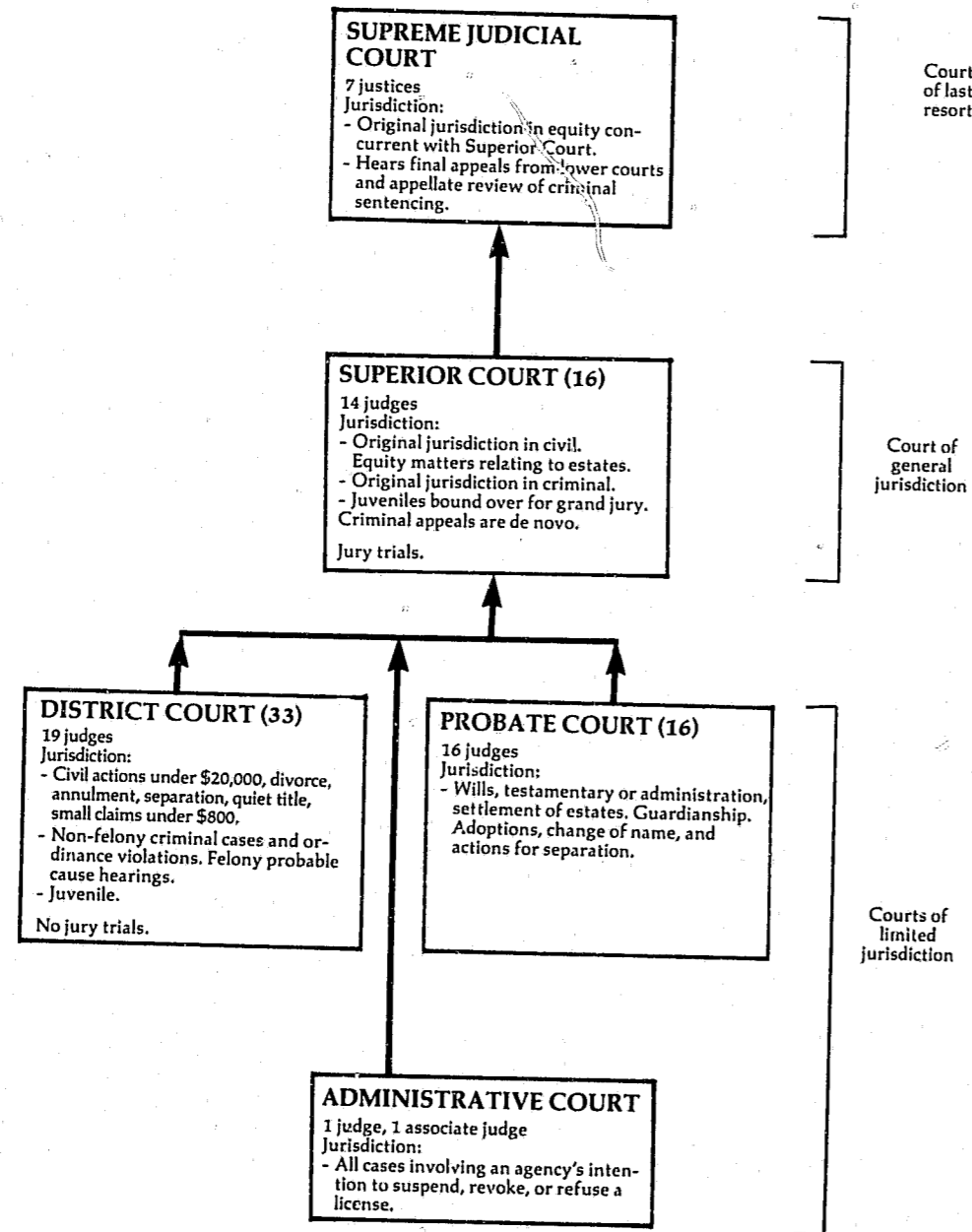
**LOUISIANA JUSTICE OF THE PEACE COURT**  
 Court of limited jurisdiction  
 445 courts, 445 justices of the peace  
 January 1, 1979 to December 31, 1979

There were no data available for cases handled in the Justice of the Peace Court for 1979.

**LOUISIANA MAYOR'S COURT**  
 Court of limited jurisdiction  
 240 courts  
 January 1, 1979 to December 31, 1979

There were no data available for cases handled in the Mayor's Court for 1979.

MAINE COURT SYSTEM, 1979



↑ Indicates route of appeal.

MAINE SUPREME JUDICIAL COURT  
Court of last resort  
7 justices  
January 1, 1979 to December 31, 1979

	Beginning pending	Filed	Disposed	End pending
<b>Cases:</b>				
<b>Appeals:</b>				
<b>Civil:</b>				
New appeals .....	X	235	X	X
Reports .....	X	2	X	X
Interlocutory appeals .....	X	1	X	X
Total .....	187	238	245	180
<b>Criminal:</b>				
New appeals .....	X	112	X	X
Interlocutory appeals .....	X	5	X	X
Reports .....	X	1	X	X
Total .....	70	118	132	56
<b>Total appeals .....</b>	<b>257</b>	<b>356</b>	<b>377</b>	<b>236</b>
<b>Other cases:</b>				
<b>Original proceedings:</b>				
<b>Advisory opinions:</b>				
Solemn occasion opinions .....	X	3	3	X
<b>Sentence review only:</b>				
Appeals in the appellate division .....	38	49	67	20
Total other cases .....	38	52	70	20
<b>Total cases .....</b>	<b>295</b>	<b>408</b>	<b>447</b>	<b>256</b>

Manner of disposition	Disposition of appeals		
	Civil	Criminal	Total
Signed opinion .....	154	88	242
Per curiam and memorandum opinions .....	20	12	32
Solemn occasion opinions .....	3	0	3
<b>Total .....</b>	<b>174</b>	<b>100</b>	<b>274</b>
<b>Non-opinion dispositions:</b>			
Dismissed by Court .....	7	10.5	17.5
Withdrawn by defendant ...	55	19.5	74.5
Withdrawn by state .....	0	2	2
Certificate of probable cause denied .....	8	0	8
Remanded .....	1	0	1

Status of pending caseload (appeals) (12/31/79)		Disposition of sentence review cases	
Not yet at issue .....	151	Sentence unchanged .....	63
At issue awaiting oral argument .....	43	Sentence reduced .....	4
Orally argued awaiting opinion .....	42	Sentence increased .....	0

Boldface headings indicate the classifications used by the CSIM project.  
 X = The data for this case type are known to be included in the total but were not available by category.  
 Source: Administrative Office of the Courts, Annual Report 1979 (Auburn, Maine: 1980). Statistics are from the annual report except that totals have been computed where necessary.

MAINE SUPERIOR COURT  
Court of general jurisdiction  
16 counties, 14 judges  
January 1, 1979 to December 31, 1979

	Beginning pending	Filed	Disposed	End pending
<b>Civil<sup>d</sup>:</b>				
<b>Law:</b>				
Other civil .....	2,890	1,980	2,050	2,820
<b>Tort:</b>				
Damages .....	1,371	1,163	873	1,661
Personal injury .....	1,463	955	849	1,569
Total .....	2,834	2,118	1,722	3,230
Contract .....	2,005	1,427	1,254	2,178
<b>Domestic relations:</b>				
<b>Marriage dissolution:</b>				
Divorce .....	375	497	438	434
<b>Support/custody:</b>				
URESAs .....	1,159	1,303	1,211	1,251
Total .....	1,534	1,800	1,649	1,685
<b>Appeal:</b>				
<b>Appeal of trial court case:</b>				
Infraction appeal .....	19	43	40	22
Other appeal .....	150	209	202	157
Total .....	169	252	242	179
<b>Extraordinary writs:</b>				
Habeas corpus .....	56	78	74	60
<b>Other civil:</b>				
Habitual offender .....	202	105	212	95
<b>Total civil .....</b>	<b>9,690</b>	<b>7,760</b>	<b>7,203</b>	<b>10,247</b>
<b>Criminal<sup>d</sup>:</b>				
<b>Felony:</b>				
Classes A, B, and C .....	1,466	2,483	2,508	1,712
<b>Misdemeanor:</b>				
Classes D and E .....	945	2,278	2,046	1,177
Other criminal .....	360	664	620	408
<b>Total criminal .....</b>	<b>2,771</b>	<b>5,425</b>	<b>5,174</b>	<b>3,297</b>
<b>Traffic:</b>				
<b>Other traffic violation:</b>				
Title 29J .....	928 <sup>j</sup>	2,892 <sup>j</sup>	2,428 <sup>j</sup>	1,392 <sup>j</sup>
<b>Total traffic .....</b>	<b>928</b>	<b>2,892</b>	<b>2,428</b>	<b>1,392</b>
<b>Grand total .....</b>	<b>13,389</b>	<b>16,077</b>	<b>14,805</b>	<b>14,936</b>

	Trial <sup>d</sup>		
	Jury	Non-jury	Total
Civil <sup>m</sup> .....	144	212	356
Criminal and traffic .....	445	218	663
Grand total .....	589	430	1,019

Time interval data (days)

	0 to 90 days	90 to 180 days	180 to 270 days	270 to 365 days	over 365 days
<b>Civil:</b>					
Filing to pretrial memc .....	322	268	171	105	309
Pretrial memo to pretrial conference .....	422	321	78	25	54
Pretrial conference to jury trial .....	26	39	26	21	34
Pretrial conference to jury-waived trial .....	64	56	27	14	16
Filing to disposition .....	1,288	813	581	439	2,871
<b>Criminal:</b>					
Filing to first appearance .....	2,173	100	54	37	91
First appearance to guilty plea .....	666	179	146	150	421
First appearance to jury trial .....	10	19	18	23	124
First appearance to non-jury trial .....	15	8	10	2	32
All first appearances to disposition .....	830	271	236	233	885

Criminal and traffic dispositions

Jury trial:		District Court bail revised .....	118
Convicted .....	351	District Court bail affirmed .....	50
Acquitted .....	133	Juvenile appeal denied .....	7
Non-jury trial:		Juvenile appeal sustained .....	14
Convicted .....	160	Juvenile appeal, new sentence .....	10
Acquitted .....	73	Probation revoked .....	40
Guilty plea .....	3,552	Filed case .....	112
Mistrial .....	38	Not guilty by reason of insanity .....	9
Dismissed by court .....	114	Other .....	415
Dismissed by District Attorney (Rule 4B(a)) .....	2,398	Unclassified .....	4

Goldface headings indicate the classifications used by the CSIM project.

<sup>d</sup>Case definition or unit of count:

A civil case is counted with the filing of a petition or complaint.

The criminal case unit of count is the number of defendants on the informations, indictments, or complaints.

A trial is counted by the state when it has officially begun.

<sup>f</sup>Beginning pending figure for the 1979 court year does not equal the end pending figure for the 1978 court year:

Figures are as given in the annual report.

<sup>j</sup>Explanation of data included in the category:

Title 29 cases are OUI (operating under the influence) cases and other traffic offenses.

End pending figure was calculated from filed, disposed, and beginning pending data.

<sup>l</sup>Special source or revision in the data:

Figures as noted were supplied by the administrative office of the courts during data verification.

<sup>m</sup>Information on disposition type on trial data:

Civil trial data do not include URESA cases.

Source: Data were provided by the Administrative Office of the Courts during data verification.

MAINE DISTRICT COURT<sup>a</sup>  
Court of limited jurisdiction  
33 courts, 19 judges  
January 1, 1979 to December 31, 1979

	Beginning pending	Filed	Disposed <sup>d</sup>	End pending
<b>Civil<sup>d</sup>:</b>				
<b>Law:</b>				
Civil .....	N/A	13,606	11,674	N/A
Money judgments .....	N/A	6,891	5,861	N/A
Total .....	N/A	20,497	17,535	N/A
<b>Small claims:</b>	N/A	18,832	15,647	N/A
<b>Domestic relations:</b>				
<b>Marriage dissolution:</b>				
Divorce .....	N/A	7,761	7,213	N/A
<b>Support/custody:</b>				
Reciprocal .....	N/A	N/A	N/A	N/A
Total .....	N/A	7,761	7,213	N/A
<b>Mental health</b> .....	N/A	546 <sup>i</sup>	480 <sup>i</sup>	N/A
Total civil .....	N/A	47,636 <sup>i</sup>	40,875 <sup>i</sup>	N/A
<b>Criminal<sup>d</sup>:</b>				
<b>Misdemeanor:</b>				
Classes D and E .....	N/A	24,694 <sup>i</sup>	23,864	N/A
<b>Preliminary hearing:</b>				
Felony Classes A, B, and C .....	N/A	2,745	2,713	N/A
Total criminal .....	N/A	27,439	26,577	N/A
<b>Traffic:</b>				
<b>Other traffic violation:</b>				
Traffic criminal .....	N/A	55,877	50,990 <sup>i</sup>	N/A
Civil violations and traffic infractions .....	N/A	101,476	103,906	N/A
Total .....	N/A	157,353	154,896	N/A
Total traffic .....	N/A	157,353	154,896	N/A
<b>Juvenile:</b>				
Total juvenile .....	N/A	3,867	3,642	N/A
Grand total .....	N/A	236,295 <sup>i</sup>	225,990 <sup>i</sup>	N/A

Boldface headings indicate the classifications used by the CSIM project.  
N/A = This case type is handled by the court, but the data are unavailable.  
X = The data for this case type are known to be included in the total but were not available by category.

<sup>a</sup>Court jurisdiction:  
The courts located in Fort Kent and Van Buren Counties handle criminal, traffic, and juvenile cases only.

<sup>d</sup>Case definition or unit of count:  
A civil case is counted with the filing of a petition or complaint.  
The criminal case unit of count is the number of informations, indictments, or complaints.

<sup>i</sup>Data are not complete:  
No data were available for reciprocal support/custody cases.  
Only Augusta, Bangor, Kittery, Lewiston, Portland, Skowhegan, and Springvale, reported mental health data.

<sup>l</sup>Special source or revision in the data:  
These figures were corrected by the administrative office of the court during data verification.

Source: Administrative Office of the Courts, Annual Report 1979 (Auburn, Maine: 1980). Statistics are from the annual report except that totals have been computed where necessary, and corrections were supplied by the Administrative Office of the Courts during data verification.

MAINE ADMINISTRATIVE COURT  
Court of limited jurisdiction  
2 judges  
January 1, 1979 to December 30, 1979

	Beginning pending	Filed	Disposed	End pending
<b>Civil<sup>d</sup>:</b>				
<b>Appeal:</b>				
<b>Appeal of administrative agency case:</b>				
Bureau of liquor enforcement .....	N/A	281	278	N/A
Department of Secretary of State .....	N/A	21	24	N/A
Bureau of Maine State Police .....	N/A	31	47	N/A
Department of Human Services .....	N/A	10	11	N/A
Real Estate Commission .....	N/A	2	6	N/A
Board of Dental Examiners .....	N/A	0	1	N/A
Board of Examiners of Podiatrists .....	N/A	0	1	N/A
Board of Pesticides Control .....	N/A	1	1	N/A
State Board of Nursing .....	N/A	1	0	N/A
Department of Inland Fisheries and Wildlife .....	N/A	3	2	N/A
Appeal from decision of Department of Public Safety .....	N/A	1	1	N/A
Department of Maine Resources .....	N/A	2	1	N/A
Appeal from Bureau of Alcoholic Beverages .....	N/A	1	1	N/A
State Board of Licensure of Medical Facilities other than Hospitals .....	N/A	1	1	N/A
Total .....	N/A	355	375	N/A
Total civil .....	N/A	355	375	N/A
Grand total .....	N/A	355	375	N/A

Boldface headings indicate the classifications used by the CSIM project.  
N/A = This case type is handled by the court, but the data are unavailable.

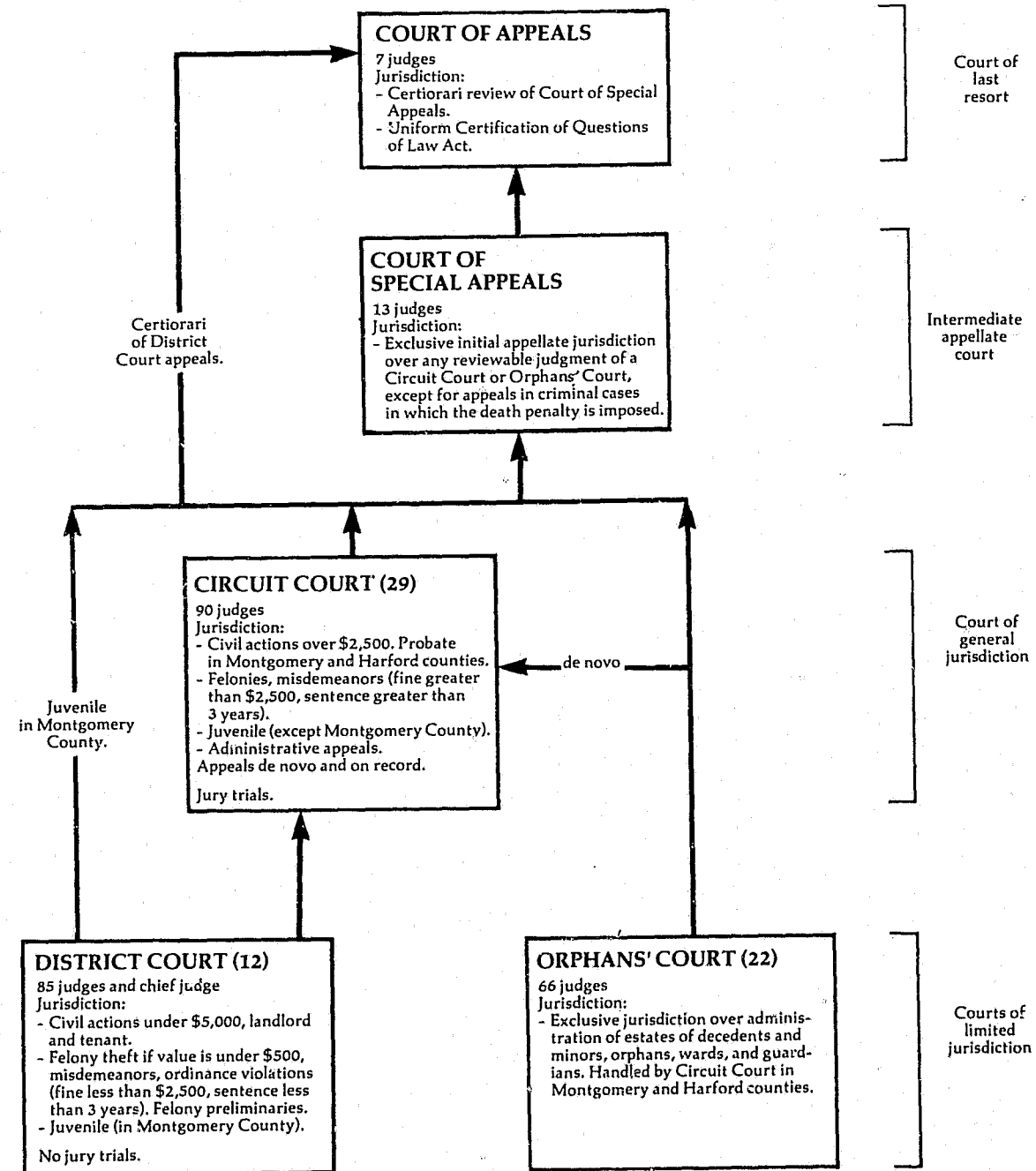
<sup>d</sup>Case definition or unit of count:  
A civil case is counted with the filing of a complaint.

Source: Administrative Office of the Courts, Annual Report 1979 (Auburn, Maine: 1980). Statistics are from the annual report except that totals have been computed where necessary.

MAINE PROBATE COURT  
Court of limited jurisdiction  
16 courts, 16 judges  
January 1, 1979 to December 31, 1979

There were no data available for cases handled in the Probate Court for 1979.

MARYLAND COURT SYSTEM, 1979



MARYLAND COURT OF APPEALS  
Court of last resort  
7 judges  
July 1, 1978 to June 30, 1979

	Beginning pending	Filed	Disposed	End pending
<b>Cases:</b>				
<b>Appeals:</b>				
Civil .....	16	47 <sup>h</sup> (62) <sup>e</sup>	84	28
Criminal .....	12	(39) <sup>eh</sup>	52	12
<b>Total appeals</b> .....	<b>28</b>	<b>47<sup>h</sup>(101)<sup>e</sup></b>	<b>136</b>	<b>40</b>
<b>Other cases:</b>				
<b>Original proceedings:</b>				
Disciplinary .....	0	30	30	0
<b>Requests to appeal:</b>				
Applications for certiorari:				
Civil .....	0	228	166 (62) <sup>e</sup>	0
Criminal .....	0	235	196 (39) <sup>e</sup>	0
<b>Total</b> .....	<b>0</b>	<b>463</b>	<b>362 (101)<sup>e</sup></b>	<b>0</b>
<b>Total other cases</b> .....	<b>0</b>	<b>493</b>	<b>392 (101)<sup>e</sup></b>	<b>0</b>
<b>Total cases</b> .....	<b>28</b>	<b>540 (101)<sup>e</sup></b>	<b>528<sup>k</sup>(101)<sup>e</sup></b>	<b>40</b>

**Manner of disposition<sup>m</sup>**

Reported opinions .....	106
Unreported opinions .....	6

**Disposition of appeals**

	Law	Civil	Total	Criminal	Total
Affirmed .....	19	7	26	26	52
Reversed .....	22	11	33	18	51
Affirmed in part, reversed in part .....	5	0	5	3	8
Remanded without affirmance or reversal .....	5	2	7	1	8
Dismissed, opinion filed .....	0	2	2	0	2
Dismissed without opinion .....	3	2	5	2	7
Dismissed prior to argument or submission .....	3	1	4	2	6
Transferred to Court of Special Appeals .....	1	0	1	0	1
Stayed .....	1	0	1	0	1

**Disposition of applications for certiorari**

	Civil	Criminal	Total
Granted .....	62	39	101
Denied .....	165	192	357
Dismissed .....	1	2	3
Withdrawn .....	0	2	2
<b>Total</b> .....	<b>228</b>	<b>235</b>	<b>463</b>

**Time interval data (average months)**

Original filing to disposition in Circuit Court .....	16.9
Disposition in Circuit Court to docketing .....	8.6
Docketing to argument .....	3.5
Argument to decision .....	2.8

Boldface headings indicate the classifications used by the CSIM project.

<sup>e</sup>Cases not included in the total to avoid double counting: Applications for certiorari when granted are not counted as dispositions until the resulting appeal is disposed; a filing is not counted for the associated appeal. These granted applications for certiorari are the numbers appearing in parentheses.

<sup>h</sup>Figure was computed: Civil and criminal appeal filings and dispositions were computed from available data.

<sup>k</sup>Additional information: The Court of Appeals also admitted 704 persons to the practice of law, 61 of which were admitted from other jurisdictions.

<sup>m</sup>Information on disposition type or trial data: Five opinions were per curiam. Ten dissenting opinions, two concurring opinions, and six opinions concurring in part and dissenting in part were also filed.

Source: Administrative Office of the Courts, Annual Report 1978-79 (Annapolis, Maryland). Statistics are from the annual report except that totals have been computed where necessary.

↑ Indicates route of appeal.



MARYLAND COURT OF SPECIAL APPEALS  
Intermediate appellate court  
13 judges  
July 1, 1978 to June 30, 1979

	Beginning pending	Filed	Disposed	End pending
<b>Cases:</b>				
<b>Appeals:</b>				
<b>Civil:</b>				
Law	41	476 <sup>l</sup> ( X) <sup>e</sup>	413	53
Equity	27	325 <sup>l</sup> ( X) <sup>e</sup>	323	30
Total	68 <sup>j</sup>	801 <sup>l</sup> ( X) <sup>ej</sup>	736 <sup>j</sup>	83 <sup>j</sup>
<b>Criminal</b>	44	711 <sup>l</sup> ( X) <sup>e</sup>	533	76
Juvenile	(j)	(j)( X) <sup>e</sup>	(j)	(j)
Total appeals	112	1,512 <sup>l</sup> ( 9) <sup>e</sup>	1,369	159 <sup>j</sup>
<b>Other cases:</b>				
Original proceedings				
Requests to appeal:				
Application for leave to appeal	0	177 <sup>l</sup>	164 ( 9) <sup>e</sup>	0
Total other cases	0	177	164 ( 9) <sup>e</sup>	0
<b>Total cases</b>	112	1,689 <sup>l</sup> ( 9) <sup>e</sup>	1,533 <sup>k</sup> ( 9) <sup>e</sup>	159

Manner of disposition<sup>m</sup>

Reported opinions	196
Unreported opinions, all per curiam	715

Disposition of applications for leave to appeal

	Postconviction	Inmate grievance	Total
Granted	9	0	9
Denied	149	4	153
Withdrawn	0	0	0
Remanded	3	0	3
Dismissed	5	3	8
Total	166	7	173

Disposition of appeals

	Civil <sup>j</sup>			Criminal	Total
	Law	Equity	Total		
Affirmed	147	120	267	398	665
Modified and affirmed	0	3	3	0	3
Reversed	44	39	83	90	173
Affirmed in part, reversed in part	8	14	22	20	42
Remanded without affirmance or reversal	9	9	18	8	26
Dismissed, opinion filed	13	13	26	1	27
Dismissed prior to argument or submission	146	98	244	103	347
Transferred to Court of Appeals	45	27	72	13	85
Stayed	1	0	1	0	1

Time interval data (average months)

Original filings to dispositions in court below	16.3
Disposition in Circuit Court to docketing	3.4
Docketing to argument	5.0
Argument to decision	1.2

Boldface headings indicate the classifications used by the CSIM project.

Blank space = Not enough information is known. The case category may or may not be handled by the court.  
X = The data for this case type are known to be included in the total but were not available by category.

<sup>e</sup>Cases not included in the total to avoid double counting:

Applications for leave to appeal when granted are not counted as dispositions until the resulting appeal is disposed; a new filing is not counted for the associated appeal. These granted applications for leave to appeal are the numbers appearing in parentheses.

<sup>g</sup>Change in pending does not equal the difference between filings and dispositions:

Figures are as given in the annual report and by the clerk of the court.

<sup>j</sup>Explanation of data included in the category:

Juvenile appeals are included with the data for civil appeals.

<sup>k</sup>Additional information:

The court also considered 32 miscellaneous matters during the year, in addition to its regular caseload.

<sup>l</sup>Special source or revision in the data:

Filing figures were supplied by the clerk of the court during data verification.

<sup>m</sup>Information on disposition type or trial data:

Six dissenting opinions and six concurring opinions were also filed.

Source: Administrative Office of the Courts, Annual Report 1978-1979 (Annapolis, Maryland). Statistics are from the annual report except that totals have been computed where necessary, and additional information was supplied by the clerk of the court during data verification.

MARYLAND CIRCUIT COURT  
Court of general jurisdiction  
29 courts, 90 judges  
July 1, 1978 to June 30, 1979

	Beginning pending	Filed	Disposed	End pending
<b>Civil:</b>				
<b>Law:</b>				
Confessed judgments	X	2,024	2,119	X
Other law	X	2,263	1,962	X
Defective delinquent	X			X
Total	X	4,287	4,081	X
<b>Tort:</b>				
Auto tort:				
Motor tort	X	5,429	5,377	X
Other tort	X	2,178	1,951	X
Consent cases	X	194	215	X
Total	X	2,372	2,166	X
Total	X	7,801	7,543	X
<b>Contract</b>	X	5,969	4,837	X
<b>Real property rights:</b>				
Condemnation	X	315	278	X
Foreclosure	X	3,271	2,902	X
Total	X	3,586	3,180	X
<b>Equity:</b>				
Other equity	X	11,375	9,875	X
<b>Domestic relations:</b>				
Marriage dissolution:				
Divorce, nullity, maintenance	X	30,371	27,491	X
Adoption	X	1,848	1,823	X
Other domestic relations:				
Paternity	X	12,150	7,332	X
Total	X	44,369	36,646	X
<b>Estate:</b>				
Guardianship/conservatorship/trusteeship:				
Petition for guardianship	X	595	566	X
<b>Appeal:</b>				
Appeal of administrative agency case	X	1,834	1,677	X
Appeal of trial court case	X	901	933	X
Total	X	2,735	2,610	X
<b>Extraordinary writ:</b>				
Habeas corpus	X	347	354	X
Total civil	76,622 <sup>f</sup>	81,064	69,692	87,994
<b>Criminal:</b>				
<b>Felony/misdemeanor:</b>				
Nonsupport	X	2,211	1,996	X
Other criminal	X	31,784	28,973	X
Adult offenses against juveniles	(j)	135	134	(j)
Total	X	34,130	31,103	X
<b>Appeal of trial court case:</b>				
Motor vehicle	X	1,852	2,053	X
Criminal	X	2,260	2,578	X
Total	X	4,112	4,631	X
<b>Postconviction remedy:</b>				
Postconviction	X	409	676	X
<b>Sentence review only:</b>				
Applications for review of criminal sentences	N/A	251	233	N/A
Total criminal	17,867 <sup>fi</sup>	38,902	36,643	20,107 <sup>gi</sup>
<b>Juvenile:</b>				
<b>Criminal-type offense:</b>				
Delinquency	X	20,646	18,643	X
Other juvenile:				
Child in need of assistance/child in need of supervision	X	2,706	2,483	X
Total juvenile	6,310 <sup>fj</sup>	23,352	21,126	8,537 <sup>j</sup>
<b>Grand total</b>	100,799 <sup>fi</sup>	143,318	127,461	116,638 <sup>fi</sup>

Trial<sup>d</sup>

	Jury	Non-jury	Total
<b>Civil:</b>			
Law <sup>m</sup>	806	1,673	2,479
Equity <sup>m</sup>	0	15,128	15,128
Total	806	16,801	17,607
<b>Criminal</b>	1,581	10,301	11,882
Total	2,387	27,102	29,489

Time interval data<sup>n</sup> (average days)

	Filing to trial or hearing	Filing to disposition
<b>Civil:</b>		
Law <sup>n</sup>	423	371
Equity <sup>n</sup>	172	236
Total <sup>n</sup>	207 <sup>h</sup>	275 <sup>h</sup>
<b>Criminal<sup>j</sup></b>	126	159
<b>Juvenile<sup>j</sup></b>	50	71

(continued on next page)

Boldface headings indicate the classifications used by the CSIM project.  
 N/A = This case type is handled by the court but the data are unavailable.  
 X = The data for this case type are known to be included in the total but were not available by category.

- <sup>a</sup>Court jurisdiction:  
 All juvenile cases are heard in this court in all counties except Montgomery County, where they are heard in the District Court. Juvenile data for Montgomery County are given on the District Court profile.
- <sup>d</sup>Case definition or unit of count:  
 A civil case is counted with the filing of a petition or complaint.  
 The criminal case unit of count is the number of informations or indictments.  
 A jury trial is counted if tried to verdict.  
 A non-jury trial is counted at the point when an opening statement or the introduction of any evidence occurs.
- <sup>f</sup>Beginning pending figure for the 1979 court year does not equal the end pending figure for the 1978 court year:  
 Figures are as given in the annual report.
- <sup>g</sup>Change in pending does not equal the difference between filings and dispositions:  
 Figures are as given in the annual report.
- <sup>h</sup>Figure was computed:  
 Time interval data for total civil cases were computed by weighting the average for law and for equity cases by the number of cases tried or disposed of each type.
- <sup>i</sup>Data are not complete:  
 Criminal and grand total pending do not include sentence review only cases.
- <sup>j</sup>Explanation of data included in the category:  
 Pending figures for adult offenses against juveniles are included in the total pending for juvenile cases.
- <sup>m</sup>Information on disposition type or trial data:  
 The equity category for trial data includes domestic relations, equity, and foreclosure. The law category includes all other civil categories.
- <sup>n</sup>Information on time interval or age of pending caseload data:  
 The equity category for time interval data includes domestic relations, equity, and foreclosure. The law category includes all other civil categories.

Source: Administrative Office of the Courts, Annual Report 1978-79 (Annapolis, Maryland). Statistics are from the annual report except that totals have been computed where necessary.

MARYLAND DISTRICT COURT  
 Court of limited jurisdiction  
 12 districts, 85 judges and chief judge  
 July 1, 1978 to June 30, 1979

	Beginning pending	Filed	Disposed	End pending
<b>Civil:</b>				
<b>Law:</b>				
Contract and tort cases .....	N/A	111,080	N/A	N/A
<b>Real property rights:</b>				
Landlord and tenant .....	N/A	297,564	N/A	N/A
<b>Other civil</b> .....	N/A	15,060	N/A	N/A
<b>Total civil</b> .....	N/A	423,704	N/A	N/A
<b>Criminal:</b>				
<b>Misdemeanor:</b>				
Criminal .....	N/A	88,839	N/A	N/A
Adult offenses against juveniles .....	X	19	19	X
<b>Total</b> .....	N/A	88,858	N/A	N/A
<b>Total criminal</b> .....	N/A	88,858	19 <sup>i</sup>	N/A
<b>Traffic:</b>				
<b>Total traffic</b> .....	N/A	628,408	628,408 <sup>h</sup>	N/A
<b>Juvenile:</b>				
<b>Criminal-type offense:</b>				
Delinquency .....	X	1,498	1,616	X
<b>Other juvenile:</b>				
Child in need of assistance/child in need of supervision .....	X	482	597	X
<b>Total juvenile</b> .....	X	1,980	2,213	X
<b>Grand Total</b> .....	1,242 <sup>f</sup>	1,142,950	630,640 <sup>i</sup>	1,009 <sup>i</sup>
<b>Non-jury trial<sup>d</sup></b>		<b>Criminal dispositions</b>		<b>Traffic dispositions</b>
Civil .....	41,117	Defendants held for grand jury action .....	10,073	Cases paid .....
Traffic .....	214,526	Defendants transferred to Circuit Court		413,812
<b>Total</b> .....	255,713 <sup>i</sup>	for jury trial .....	6,837	

Boldface headings indicate the classifications used by the CSIM project.  
 N/A = This case type is handled by the court, but the data are unavailable.

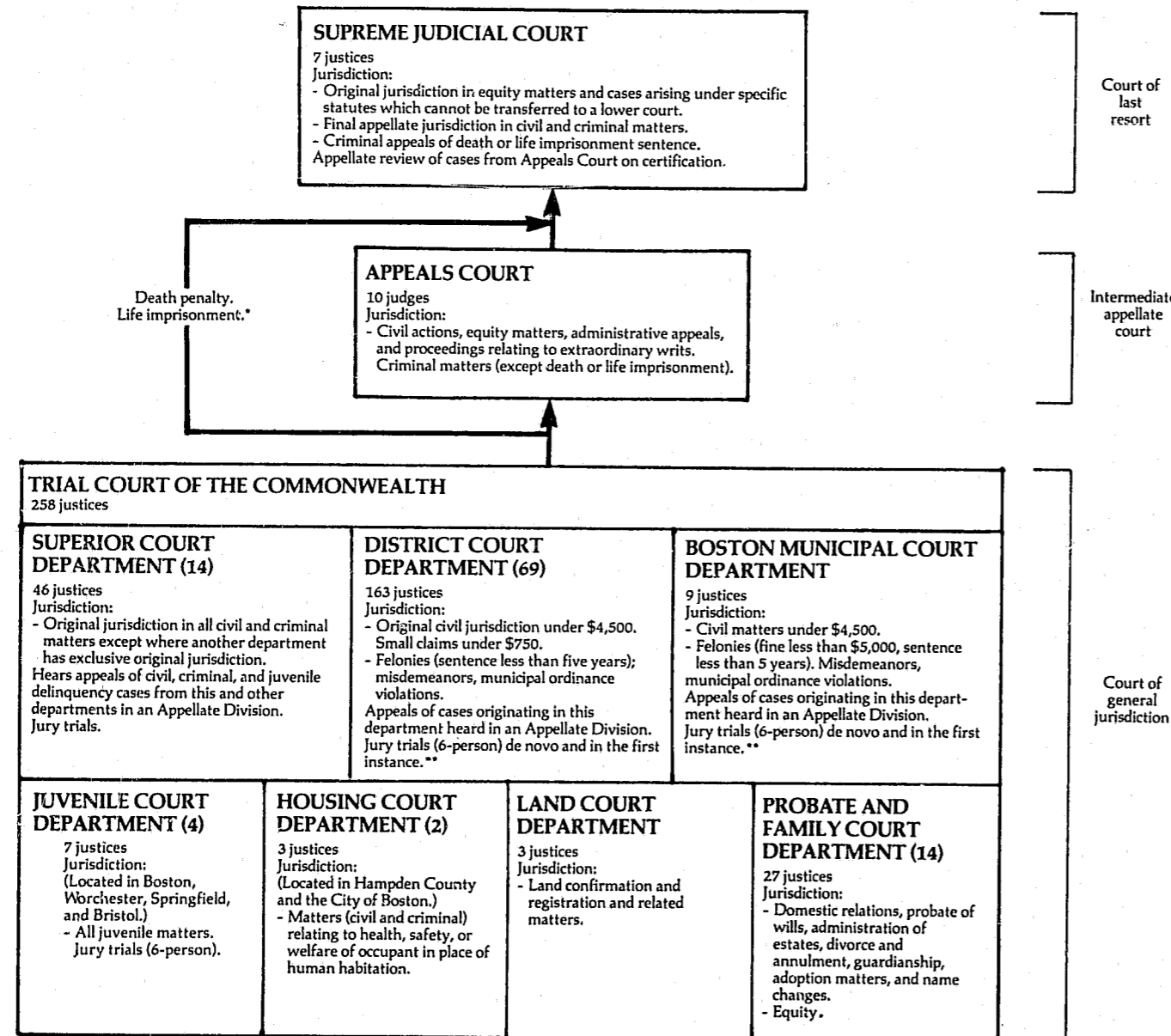
- <sup>d</sup>Case definition or unit of count:  
 A civil case is counted with the filing of a petition or complaint.  
 The criminal case unit of count is the number of defendants on the information, indictment, or complaint.  
 A non-jury trial is counted at the point when an opening statement or the introduction of any evidence occurs.
- <sup>f</sup>Beginning pending figure for the 1979 court year does not equal the end pending figure for the 1978 court year:  
 Figures are as given in the annual report.
- <sup>h</sup>Figure was computed:  
 The total number of traffic cases disposed was computed by adding the number of traffic cases disposed by non-jury trial and the number of cases paid.
- <sup>i</sup>Data are not complete:  
 Criminal dispositions include adult offenses against juveniles cases only.  
 Total disposed and pending data do not include civil or misdemeanor criminal cases.  
 No information was available on the number of criminal or juvenile trials conducted.
- <sup>j</sup>Explanation of data included in the category:  
 Juvenile data are cases heard in the District Court in Montgomery County only. In the remainder of the state, juvenile cases are heard in the Circuit Court. Data for juvenile cases outside Montgomery County are included on the Circuit Court profile.

Source: Administrative Office of the Courts, Annual Report 1978-79 (Annapolis, Maryland). Statistics are from the annual report except that totals have been computed where necessary.

MARYLAND ORPHAN'S COURT  
 Court of limited jurisdiction  
 22 counties, 66 judges  
 July 1, 1978 to June 30, 1979

There were no data available for cases handled in the Orphan's Court for fiscal year 1979.

MASSACHUSETTS COURT SYSTEM, 1979



↑ Indicates route of appeal.

\*Appeals generally may be taken to either the Appeals Court or the Supreme Judicial Court with the Supreme Judicial Court deciding which court will hear each case.

\*\*The District Court Department and the Boston Municipal Court Department both received jurisdiction on January 1, 1979 to conduct jury of six trials in the first instance and as the result of an appeal de novo. These cases previously were heard by a jury of twelve in the Superior Court Department.

MASSACHUSETTS SUPREME JUDICIAL COURT  
Court of last resort  
7 justices  
September 1, 1978 to August 31, 1979

	Beginning pending	Filed	Disposed	End pending
<b>Cases:</b>				
<b>Appeals:</b>				
Full court appeals	175	339	393 <sup>h</sup>	1349
Single justice appeals <sup>i</sup>	N/A	N/A	39	N/A
Total appeals	175 <sup>i</sup>	339 <sup>i</sup>	432	1349 <sup>i</sup>
<b>Other cases:</b>				
Original proceedings				
Requests to appeal				
Total other cases				
<b>Total cases</b>	<b>175<sup>i</sup></b>	<b>339<sup>i</sup></b>	<b>432</b>	<b>1349<sup>i</sup></b>

Manner of disposition	Disposition of full court appeals
Full court appeals:	Without opinion:
Written opinions	Dismissed
Rescript opinions	Summary disposed
Total	

Boldface headings indicate the classifications used by the CSIM project.  
Blank space = Not enough information is known. The case category may or may not be handled by the court.  
N/A = This case type is handled by the court, but the data are unavailable.

<sup>g</sup>Change in pending does not equal the difference between filings and dispositions:  
Figures are as given in or as calculated from the unpublished data.  
<sup>h</sup>Figure was computed:  
The number of full court appeals disposed was calculated by adding the number of opinions to the number of cases dismissed and the number summary disposed.

<sup>i</sup>Data are not complete:  
Massachusetts Supreme Judicial Court justices also sit (on a rotational basis) in "single justice sessions." No filing or pending data were available on the number of cases handled in these single justice sessions.  
<sup>j</sup>Explanation of data included in the category:  
Pending case figures do not include cases on which argument had been heard but no opinion had been released.

Source: Unpublished data supplied by the Supreme Judicial Court.

MASSACHUSETTS APPEALS COURT  
Intermediate appellate court  
10 judges  
September 1, 1978 to August 31, 1979

	Beginning pending <sup>g</sup>	Filed	Disposed	End pending <sup>j</sup>
<b>Cases:</b>				
<b>Appeals:</b>				
Total appeals	762	1,045	975 <sup>h</sup>	6779
<b>Other cases:</b>				
Requests to appeal				
Total other cases				
<b>Total cases</b>	<b>762</b>	<b>1,045</b>	<b>975</b>	<b>6779</b>

Manner of disposition	Disposition of appeals
Full opinions	Without opinion:
Rescript opinions	Summarily disposed without hearing
Total	Dismissals/appeals withdrawn/remands
	Transferred to the Supreme Judicial Court

Boldface headings indicate the classifications used by the CSIM project.  
Blank space = Not enough information is known. The case category may or may not be handled by the court.

<sup>g</sup>Change in pending does not equal the difference between filings and dispositions:  
Figures are as given in or as calculated from the unpublished data.  
<sup>h</sup>Figure was computed:  
The number of appeals disposed was calculated by adding the number of opinions to the number of cases disposed without opinion.

<sup>j</sup>Explanation of data included in the category:  
Pending case figures do not include cases on which argument had been heard but no opinion had been released.

Source: Unpublished data supplied by the Supreme Judicial Court.

**MASSACHUSETTS SUPERIOR COURT DEPARTMENT**  
 Court of general jurisdiction  
 14 courts, 46 justices  
 July 1, 1978 to June 30, 1979

	Beginning pending	Filed	Disposed	End pending
<b>Civil:</b>				
Other civil:				
Jury cases	X	X	X	X
Non-jury cases	X	X	X	X
Total	86,332 <sup>f</sup>	31,793	37,372	80,854 <sup>l</sup>
Total civil	86,332 <sup>f</sup>	31,793	37,372	80,854 <sup>l</sup>
<b>Criminal:</b>				
Appeal	827	850	718	959
Other criminal	33,603	30,036	41,448	25,039
Total criminal	34,430 <sup>f</sup>	30,886	42,166	25,998
<b>Grand total</b>	<b>120,762<sup>f</sup></b>	<b>62,679</b>	<b>79,538</b>	<b>106,852</b>

Disposition of criminal appeals

Withdrawn	296
Dismissed	376
Sentences reduced	46
Sentences increased	0
Total	718

Boldface headings indicate the classifications used by the CSIM project.  
 X = The data for this case type are known to be included in the total but were not available by category.

<sup>d</sup>Case definition or unit of count:

A civil case is counted with the filing of a petition or complaint.  
 The criminal case unit of count is the number of informations or indictments.  
 A jury trial is counted when the jury is sworn.  
 A non-jury trial is counted at the point when an opening statement or the introduction of any evidence occurs.

<sup>f</sup>Beginning pending figure for the 1979 court year does not equal the end pending figure for the 1978 court year: Figures are as given in the annual report.

<sup>l</sup>Special source or revision in the data:

The end pending figure for civil cases was corrected by the Office of the Chief Administrative Justice as the result of a physical inventory carried out during 1980.

Source: Chief Administrative Justice, Annual Report--The Office of the Chief Administrative Justice of the Trial Court, 1979 (Boston, Massachusetts: 1979). Statistics are from the annual report except that totals have been computed where necessary, and corrections were supplied by the Office of the Chief Administrative Justice during data verification.

**MASSACHUSETTS HOUSING COURT DEPARTMENT**  
 Court of general jurisdiction  
 2 courts<sup>b</sup>, 3 justices  
 July 1, 1978 to June 30, 1979

	Beginning pending	Filed	Disposed	End pending
<b>Civil:</b>				
Small claims	N/A	1,920	N/A	N/A
Real property rights:				
Civil	N/A	1,645	N/A	N/A
Summary process	N/A	5,224	N/A	N/A
Total	N/A	6,869	N/A	N/A
Total civil	N/A	8,789	N/A	N/A
<b>Criminal:</b>				
Misdemeanor:				
Criminal	N/A	5,652	N/A	N/A
Total criminal	N/A	5,652	N/A	N/A
<b>Grand total</b>	<b>N/A</b>	<b>14,441</b>	<b>N/A</b>	<b>N/A</b>

Boldface headings indicate the classifications used by the CSIM project.  
 N/A = This case type is handled by the court, but the data are unavailable.

<sup>b</sup>Particular court or reporting system information:

The two courts are in Boston and Hampden County.

<sup>d</sup>Case definition or unit of count:

A civil case is counted with the filing of a petition or complaint.  
 The criminal case unit of count is the number of complaints.

Source: Chief Administrative Justice, Annual Report--The Office of the Chief Administrative Justice of the Trial Court, 1979 (Boston, Massachusetts: 1979). Statistics are from the annual report except that totals have been computed where necessary.

**MASSACHUSETTS DISTRICT COURT DEPARTMENT<sup>a</sup>**  
 Court of general jurisdiction  
 69 divisions, 163 justices  
 July 1, 1978 to June 30, 1979

	Beginning pending	Filed	Disposed	End pending
<b>Civil:</b>				
Law:				
Civil	N/A	73,993	50,878	N/A
Supplementary process	N/A	67,530	27,492	N/A
Cases removed to Superior Court Department	N/A	--	1,893	N/A
Total	N/A	141,523	80,263	N/A
Real property rights:				
Summary process	N/A	23,103	16,483	N/A
Total	N/A	122,163	87,552	N/A
Small claims:				
Domestic relations:				
URESAs	N/A	4,374	2,328	N/A
Mental health:				
Mental commitments	N/A	2,616	2,269	N/A
Other civil:				
Unspecified transfer cases	N/A	3,255	2,352	N/A
Total civil	N/A	297,034	191,247	N/A
<b>Criminal:</b>				
Misdemeanor:				
Criminal complaints <sup>j</sup>	N/A	198,120 <sup>j</sup>	X	N/A
Appeal:				
Appeals to Jury Sessions <sup>a</sup>	N/A	20,715	N/A	N/A
Total criminal	N/A	218,835	X <sup>i</sup>	N/A
<b>Traffic:</b>				
DWI/DUI	N/A	(j)	X	N/A
Parking	N/A	2,687,857	1,501,247	N/A
Other traffic violation:				
Motor vehicle complaints entered	N/A	590,070 <sup>j</sup>	X	N/A
Juvenile motor vehicle complaints	N/A	11,087	X	N/A
Total	N/A	601,157	X	N/A
Total traffic	N/A	3,289,014 <sup>l</sup>	1,501,247 <sup>l</sup>	N/A
<b>Juvenile:</b>				
Criminal-type offense:				
Other complaints	N/A	29,277	X	N/A
Status offense:				
Child in need of services	N/A	2,684	1,899	N/A
Non-offense:				
Care and protection	N/A	1,189	847	N/A
Appeal:				
Appeal to jury sessions	N/A	1,251 <sup>k</sup>	N/A	N/A
Total juvenile	N/A	34,376	2,746 <sup>l</sup>	N/A
<b>Grand total</b>	<b>N/A</b>	<b>3,839,259</b>	<b>2,322,052<sup>l</sup></b>	<b>N/A</b>

Traffic dispositions

Parking:  
 Tickets paid .....1,086,583  
 Complaints disposed of ... 414,664

Boldface headings indicate the classifications used by the CSIM project.  
 N/A = This case type is handled by the court, but the data are unavailable, or not in a useable form.

<sup>a</sup>Court jurisdiction:

Beginning on January 1, 1979, the District Court Department had jurisdiction of first instance and de novo appeal requests for six-person jury trials. Appeals no longer went to the 12-person jury session in the Superior Court Department.

<sup>d</sup>Case definition or unit of count:

A civil case is counted with the filing of a petition or complaint.  
 The criminal case unit of count is the number of complaints.

<sup>l</sup>Data are not complete:

Total traffic filed figure does not include DWI/DUI cases.  
 Total traffic disposed figure does not include DWI/DUI or other traffic violation cases.  
 Total juvenile disposed does not include criminal-type offense or juvenile appeals.  
 Grand total disposed figure does not include criminal appeals cases, or juvenile appeals cases.

<sup>j</sup>Explanation of data included in the category:

Criminal complaints include some felony cases. A maximum 5-year sentence may be given in these felony cases.  
 Total misdemeanor and criminal filed cases include DWI/DUI and operating so as to endanger cases.

<sup>k</sup>Additional information:

There were appeals filed in all three types of juvenile cases: 1,134 came from criminal-type offense cases, 42 from status offense cases, and 75 from non-offense cases.

Source: Chief Administrative Justice, Annual Report--The Office of the Chief Administrative Justice of the Trial Court, 1979 (Boston, Massachusetts: 1979). Statistics are from the annual report except that totals have been computed where necessary.

BOSTON MUNICIPAL COURT DEPARTMENT, MASSACHUSETTS<sup>a</sup>  
 Court of general jurisdiction  
 1 court, 9 justices  
 July 1, 1978 to June 30, 1979

	Beginning pending	Filed	Disposed	End pending
<b>Civil:</b>				
<b>Law:</b>				
Civil .....	N/A	24,221	15,433	N/A
Supplementary process civil .....	N/A	1,240	104	N/A
Transfer from Superior Court .....	N/A	2,953	407	N/A
Transfer to Superior Court Department .....	N/A	--	368	--
Total .....	N/A	28,414	16,312	N/A
<b>Real property rights:</b>				
Summary process .....	N/A	520	399	N/A
<b>Small claims:</b>				
Small claims .....	N/A	2,409	548	N/A
Supplementary process small claims .....	N/A	125	100	N/A
Total .....	N/A	2,534	648	N/A
<b>Domestic relations:</b>				
<b>Support/custody:</b>				
URESAs .....	N/A	241	241	N/A
<b>Mental health:</b>				
Mental commitments .....	N/A	35	35	N/A
<b>Appeal:</b>				
<b>Appeal of trial court case:</b>				
Appellate division .....	N/A	39	10	N/A
Total civil .....	N/A	31,783	17,645	N/A
<b>Criminal:</b>				
<b>Other criminal:</b>				
Jury of six cases <sup>k</sup> .....	N/A	1,751 <sup>k</sup>	1,086	N/A
Domestic relations <sup>j</sup> .....	N/A	71	X	N/A
Other criminal complaints .....	N/A	12,040	X	N/A
Total .....	N/A	13,862	X	N/A
Total criminal .....	N/A	13,862	X	N/A
<b>Traffic:</b>				
<b>Other traffic violation:</b>				
Complaints .....	N/A	18,596	X	N/A
Total traffic .....	N/A	18,596	X	N/A
Grand total .....	N/A	64,241	36,341 <sup>k</sup>	N/A

	Trial <sup>d</sup>		Total	Criminal and traffic dispositions		
	Jury	Non-jury		Guilty pleas	Complaints <sup>j</sup>	Jury of six
Civil (law) .....	X	X	2,705	8,473	--	N/A
<b>Criminal and traffic:</b>				1,067	--	N/A
Jury of six <sup>j</sup> .....	X	X	793	719	--	--
Complaints <sup>j</sup> .....	X	X	9,137	3,822	--	5
Total .....	X	X	9,930	--	187	45
Total .....	X	X	12,635	--	187	45
				Dismissed .....	--	45
				Withdrawn .....	N/A	56

Time interval data (criminal jury of six) (days)

	Civil (law) dispositions
Aging of completed caseload:	
Under 30 days .....	348
31 to 60 days .....	285
61 to 90 days .....	109
91 to 120 days .....	35
Over 120 days .....	16
Removed to Superior Court ..	379
Defaulted .....	11,485

Boldface headings indicate the classification used by the CSIM project.  
 N/A = This case type is handled by the court, but the data are unavailable.  
 X = The data for this case type are known to be included in the total but were not available by category.  
 -- = Not applicable.

<sup>a</sup>Court jurisdiction: Beginning on January 1979, the Boston Municipal Court Department received jurisdiction of first instance and de novo appeal requests for six-person jury trials.  
<sup>d</sup>Case definition or unit of count: A civil case is counted at the filing of a petition or complaint. The criminal case unit of count is the number of complaints. A trial is counted when the jury is sworn or when an opening statement or the introduction of any evidence occurs.  
<sup>j</sup>Explanation of data included in the category: Criminal domestic relations cases are incidents of domestic violence. Trial and disposition data given for criminal and traffic complaint cases include criminal domestic relations, traffic complaints, and other criminal complaints.

Source: Chief Administrative Justice, Annual Report--The Office of the Chief Administrative Justice of the Trial Court, 1979 (Boston, Massachusetts: 1980). Statistics are from the annual report except that totals have been computed where necessary.

MASSACHUSETTS LAND COURT DEPARTMENT  
 Court of general jurisdiction  
 1 court, 3 justices  
 July 1, 1978 to June 30, 1979

	Beginning pending	Filed	Disposed	End pending
<b>Civil:</b>				
<b>Real property rights:</b>				
Land registration and land confirmation .....	1,491	343	304	1,530
Subsequent petitions of land registration .....	52	1,993	2,008	37
Tax liens .....	3,799	2,125	1,139	4,785
Equity and miscellaneous .....	8,043	4,544	4,406	8,181
Total .....	13,385	9,005	7,857	14,533
Total civil .....	13,385	9,005	7,857	14,533
Grand total .....	13,385	9,005	7,857	14,533

Boldface headings indicate the classifications used by the CSIM project.

<sup>d</sup>Case definition or unit of count: A civil case is counted with the filing of a petition or complaint.  
<sup>k</sup>Additional information: There were 38 land confirmations filed and 34 disposed. The remainder of the land registration and land confirmation cases were land registrations. During the court year, 277 decree plans were made and 734 subdivisions were handled by the court in addition to the data reported on this profile.

Source: Chief Administrative Justice, Annual Report--The Office of the Chief Administrative Justice of the Trial Court, 1979 (Boston, Massachusetts: 1979). Statistics are from the annual report except that totals have been computed where necessary.

MASSACHUSETTS JUVENILE COURT DEPARTMENT  
 Court of general jurisdiction  
 4 courts<sup>b</sup>, 7 justices  
 July 1, 1978 to June 30, 1979

	Beginning pending	Filed	Disposed	End pending
<b>Criminal:</b>				
<b>Misdemeanor:</b>				
Adult .....	N/A	36	N/A	N/A
Total criminal .....	N/A	36	N/A	N/A
<b>Juvenile:</b>				
<b>Criminal-type offense:</b>				
Juvenile criminal .....	N/A	24	N/A	N/A
Delinquent .....	N/A	11,550	N/A	N/A
Appellate--delinquency .....	N/A	318	N/A	N/A
Total .....	N/A	11,892	N/A	N/A
<b>Status offenses:</b>				
Child in need of services .....	N/A	1,837	N/A	N/A
Appellate--child in need of services .....	N/A	1	N/A	N/A
Total .....	N/A	1,838	N/A	N/A
<b>Non-offense:</b>				
Children in need of care and protection .....	N/A	572 <sup>k</sup>	N/A	N/A
Appellate--care and protection .....	N/A	88	N/A	N/A
Total .....	N/A	660	N/A	N/A
Total juvenile .....	N/A	14,390	N/A	N/A
Grand total <sup>k</sup> .....	N/A	14,426	N/A	N/A

Boldface headings indicate the classifications used by the CSIM project.  
 N/A = This case type is handled by the court, but the data are unavailable.

<sup>b</sup>Particular court or reporting system information: The four courts are located in Boston, Bristol, Springfield, and Worcester. The appellate division is located in Boston.  
<sup>d</sup>Case definition or unit of count: The criminal and juvenile case unit of count is the number of complaints.  
<sup>k</sup>Additional information: In the course of conducting the business of the court, 68,080 judicial determinations were made. The 572 complaints for children in need of care and protection represent 1,116 children.

Source: Chief Administrative Justice, Annual Report--The Office of the Chief Administrative Justice of the Trial Court, 1979 (Boston, Massachusetts: 1979). Statistics are from the annual report except that totals have been computed where necessary.

MASSACHUSETTS PROBATE AND FAMILY COURT DEPARTMENT  
 Court of general jurisdiction  
 14 courts, 27 justices  
 July 1, 1978 to June 30, 1979

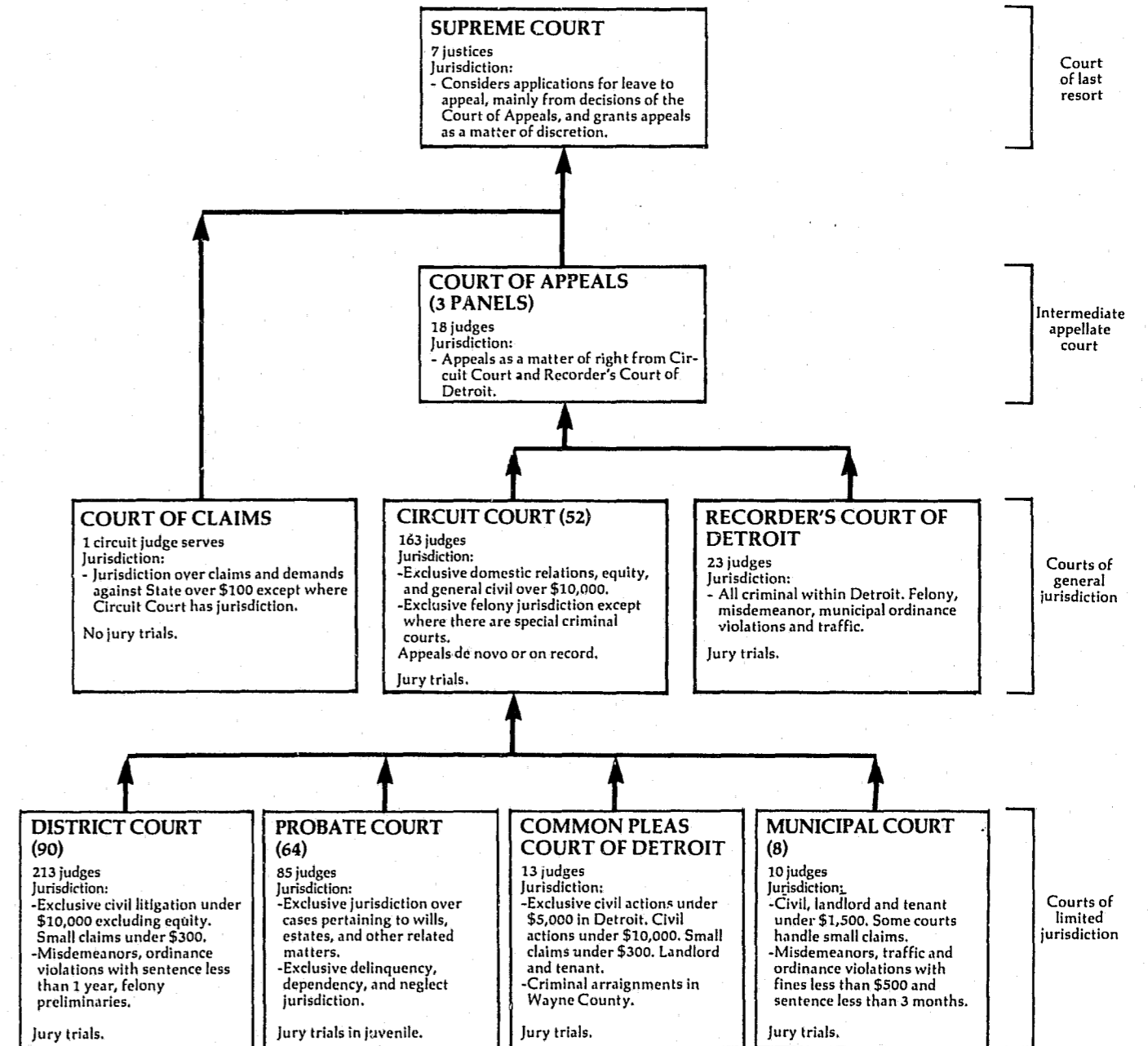
	Beginning pending	Filed	Disposed	End pending
<b>Civil:</b>				
<b>Domestic relations:</b>				
<b>Marriage dissolution:</b>				
Divorce .....	N/A	25,144	N/A	N/A
Desertions and living apart .....	N/A	90	N/A	N/A
Total .....	N/A	25,234	N/A	N/A
<b>Support/custody:</b>				
Separate support and maintenance .....	N/A	3,458	N/A	N/A
Custody of minors .....	N/A	304	N/A	N/A
Total .....	N/A	3,762	N/A	N/A
<b>Adoptions</b> .....	N/A	2,852	N/A	N/A
<b>Other domestic relations:</b>				
Abuse prevent petitions .....	N/A	1,215	N/A	N/A
Total .....	N/A	33,063	N/A	N/A
<b>Estate:</b>				
<b>Probate/wills/intestate:</b>				
Wills .....	N/A	14,024	N/A	N/A
Administrations .....	N/A	10,592	N/A	N/A
Total .....	N/A	24,616	N/A	N/A
<b>Guardianship/conservatorship/trusteeship:</b>				
Guardianships (minor and mentally ill) .....	N/A	2,618	N/A	N/A
Trusteeships .....	N/A	951	N/A	N/A
Accounts and distributions .....	N/A	22,062	N/A	N/A
Total .....	N/A	25,631	N/A	N/A
<b>Other estate:</b>				
Partitions .....	N/A	259	N/A	N/A
Real estate sales .....	N/A	3,456	N/A	N/A
Equitable relief .....	N/A	1,363	N/A	N/A
Total .....	N/A	5,078	N/A	N/A
<b>Other civil</b> .....	N/A	17,432	N/A	N/A
<b>Total civil</b> .....	N/A	105,820	N/A	N/A
<b>Grand total</b> .....	N/A	105,820	N/A	N/A

Boldface headings indicate the classifications used by the CSIM project.  
 N/A = This case type is handled by the court, but the data are unavailable.

<sup>d</sup>Case definition or unit of count:  
 A civil case is counted with the filing of a petition or complaint.

Source: Chief Administrative Justice, Annual Report--Office of the Chief Administrative Justice of the Trial Court, 1979 (Boston, Massachusetts: 1979). Statistics are from the annual report except that totals have been computed where necessary.

MICHIGAN COURT SYSTEM, 1979



↑ Indicates route of appeal.

MICHIGAN SUPREME COURT  
Court of last resort  
7 justices  
July 1, 1978 to June 30, 1979

	Beginning pending	Filed	Disposed	End pending
<b>Cases:</b>				
Appeals .....	X	(55) <sup>e</sup>	X	X
Total appeals .....	X	(55) <sup>e</sup>	X	X
<b>Other cases:</b>				
<b>Original proceedings:</b>				
<b>Disciplinary:</b>				
State Bar Grievance Board .....	X	8	X	X
Superintending control of Grievance Board or Board of Law Examiners .....	X	27	X	X
Judicial Tenure Commission .....	X	1	X	X
Total .....	X	36	X	X
<b>Advisory opinion:</b>				
Request for advisory opinion from Governor or Legislature ..	X	3	X	X
Certified question per GCR 1963, 797 .....	X	3	X	X
Total .....	X	6	X	X
<b>Requests to appeal:</b>				
Applications from decision of Court of Appeals .....	X	1,405	X (X) <sup>e</sup>	X
Applications prior to decision of Court of Appeals .....	X	23	X (X) <sup>e</sup>	X
Total .....	X	1,428	X (55) <sup>e</sup>	X
Total other cases .....	X	1,470	X (55) <sup>e</sup>	X
<b>Total cases</b> .....	<b>850</b>	<b>1,470 (55)<sup>e</sup></b>	<b>1,508 (55)<sup>e</sup></b>	<b>812</b>

Manner of disposition	Disposition of cases
Written opinion .....	127
Order without opinion .....	175
	Dismissed or withdrawn .....
	34
	Cases granted .....
	55
	Denial of leave to appeal .....
	1,161

Boldface headings indicate the classifications used by the CSIM project.  
X = The data for this case type are known to be included in the total but were not available by category.  
-- = Not applicable.

<sup>e</sup>Cases not included in the total to avoid double counting: Requests to appeal granted are not counted as disposed until the appeal is disposed; a filing is not counted for the appeal. These granted requests to appeal are the numbers appearing in parentheses.

<sup>k</sup>Additional information: Of the 1,470 cases filed, 634 were civil and 836 were criminal cases.

Source: State Court Administrator, Annual Report 1978-79 (Lansing, Michigan: 1979). Statistics are from the annual report except that totals have been computed where necessary.

MICHIGAN COURT OF APPEALS  
Intermediate appellate court  
3 panels, 18 judges  
January 1, 1979 to December 31, 1979

	Beginning pending	Filed	Disposed	End pending
<b>Cases:</b>				
<b>Appeals:</b>				
Claim of appeal .....	N/A	3,862	X	N/A
Total appeals .....	N/A	3,862	X	N/A
<b>Other cases:</b>				
Original proceedings .....	N/A	X	X	N/A
Requests to appeal .....	N/A	X	X	N/A
Total other cases .....	N/A	1,637	X	N/A
<b>Total cases</b> .....	<b>N/A</b>	<b>5,499</b>	<b>5,159</b>	<b>N/A</b>

Manner of disposition	
Written opinion .....	2,790 <sup>m</sup>
Order .....	2,369

Boldface headings indicate the classifications used by the CSIM project.  
N/A = This case type is handled by the court but the data are unavailable.

X = The data for this case type are known to be included in the total, but were not available by category.

<sup>m</sup>Information on disposition type or trial data: The number of written opinions includes per curiam and memorandum opinions.

Source: State Court Administrator, Annual Report 1979-80 (Lansing, Michigan: 1980). Statistics are from the annual report except that totals have been computed where necessary.

MICHIGAN CIRCUIT COURT<sup>1</sup>  
Court of general jurisdiction  
52 circuits, 163 judges  
July 1, 1978 to June 30, 1979

	Beginning pending	Filed	Disposed	End pending
<b>Civil:</b>				
<b>Tort:</b>				
Auto tort:				
Auto negligence .....	21,461 <sup>fi</sup>	11,841 <sup>i</sup>	13,734 <sup>i</sup>	19,568 <sup>i</sup>
Product liability tort .....	533 <sup>fi</sup>	380 <sup>i</sup>	394 <sup>i</sup>	579 <sup>i</sup>
Other tort .....	3,271 <sup>fi</sup>	3,035 <sup>i</sup>	3,325 <sup>i</sup>	2,981 <sup>i</sup>
Total .....	25,265 <sup>fi</sup>	15,256 <sup>i</sup>	17,453 <sup>i</sup>	23,068 <sup>i</sup>
<b>Domestic relations:</b>				
Marriage dissolution:				
Divorce .....	43,121 <sup>fi</sup>	97,307 <sup>i</sup>	94,091 <sup>i</sup>	46,337 <sup>i</sup>
Support/custody:				
URESAs/support .....	4,800 <sup>fi</sup>	22,768 <sup>i</sup>	24,007 <sup>i</sup>	3,570 <sup>i</sup>
<b>Other domestic relations:</b>				
Paternity .....	3,909 <sup>fi</sup>	8,091 <sup>i</sup>	8,759 <sup>i</sup>	3,241 <sup>i</sup>
Total .....	51,839 <sup>fi</sup>	128,166 <sup>i</sup>	126,857 <sup>i</sup>	53,148 <sup>i</sup>
<b>Appeal:</b>				
Appeal of administrative agency case:				
Labor relations .....	123 <sup>fi</sup>	135 <sup>i</sup>	150 <sup>i</sup>	108 <sup>i</sup>
Appeal of trial court case:				
Appeal from District court .....	877 <sup>fi</sup>	963 <sup>i</sup>	911 <sup>i</sup>	929 <sup>i</sup>
Total .....	1,000 <sup>fi</sup>	1,098 <sup>i</sup>	1,061 <sup>i</sup>	1,037 <sup>i</sup>
<b>Other civil:</b>				
Other general civil .....	36,218 <sup>fi</sup>	44,928 <sup>i</sup>	48,686 <sup>i</sup>	32,460 <sup>i</sup>
<b>Total civil</b> .....	<b>114,322<sup>fi</sup></b>	<b>189,448<sup>i</sup></b>	<b>194,057<sup>i</sup></b>	<b>109,713<sup>i</sup></b>
<b>Criminal:</b>				
<b>Felony:</b>				
Criminal J .....	9,063 <sup>fi</sup>	28,325 <sup>i</sup>	28,632 <sup>i</sup>	8,756 <sup>i</sup>
<b>Appeal:</b>				
Appeal from District Court .....	557 <sup>fi</sup>	568 <sup>i</sup>	508 <sup>i</sup>	617 <sup>i</sup>
Total criminal .....	9,620 <sup>fi</sup>	28,893 <sup>i</sup>	29,140 <sup>i</sup>	9,373 <sup>i</sup>
<b>Grand total</b> .....	<b>123,942<sup>fi</sup></b>	<b>218,341<sup>i</sup></b>	<b>223,197<sup>i</sup></b>	<b>119,086<sup>i</sup></b>

	Trial <sup>d</sup>		Total
	Jury	Non-jury	
<b>Civil:</b>			
Tort .....	645	210	855 <sup>k</sup>
Domestic relations ...	71	2,578	2,649
Appeal .....	2	19	21
Other civil .....	461	1,195	1,656
Total .....	1,179	4,002	5,181
<b>Criminal:</b>			
Felony .....	1,542	510	2,052
Appeal .....	2	13	15
Total .....	1,544	523	2,067
Grand total .....	2,723	4,525	7,248

	Criminal dispositions <sup>i</sup>		Total
	Felony	Appeal	
Guilty pleas .....	11,259	8	11,267
Dismissals .....	3,778	166	3,944
Remands to lower court .....	1,324	113	1,437
No progress .....	0	0	0
Bench warrant .....	879	0	879
Other judicial dispositions ...	7,660	206	7,866
Non-service .....	1,680	0	1,680

	Civil dispositions <sup>i</sup>								Total
	Auto tort	Product liability tort	Other tort	Marriage dissolution	Support/custody	Other domestic relations	Agency appeal	Trial court appeal	
Dismissals .....	2,648	137	1,308	7,122	4,454	1,497	65	239	6,663
Transfer remands to lower court .....	309	9	151	0	0	0	2	88	481
No progress .....	157	6	177	3,330	486	194	9	68	1,305
Bench warrant .....	0	0	0	372	98	130	0	0	15
Other judicial dispositions .....	8,096	73	714	64,505	13,901	4,742	35	502	30,458
Non-service .....	1,862	139	812	16,326	5,046	2,005	32	0	8,108
<b>Total</b> .....	<b>13,072</b>	<b>265</b>	<b>2,962</b>	<b>82,055</b>	<b>24,077</b>	<b>8,671</b>	<b>46</b>	<b>829</b>	<b>123,026</b>

Time interval data<sup>i</sup> (average months)

	Filing to beginning of trial	
	Jury	Non-jury
<b>Civil:</b>		
Auto tort .....	29.1	23.5
Product liability tort .....	32.6	23.3
Other tort .....	31.7	20.0
Marriage dissolution and support/custody (hearings) .....	--	12.2
Other domestic relations .....	19.5	18.2
All other civil .....	30.7	13.6
<b>Criminal</b> .....	<b>7.0</b>	<b>6.1</b>

Age of pending case load<sup>i</sup> (6/30/79)

Cases pending more than two years:	
<b>Civil:</b>	
Tort .....	7,581
Domestic relations .....	3,010
Appeal .....	64
Other civil .....	10,059
Total .....	20,714
<b>Criminal:</b>	
Felony .....	171
Appeal .....	7
Total .....	178
<b>Grand total</b> .....	<b>20,892</b>

Boldface headings indicate the classifications used by the CSIM project.  
 -- = Not applicable.

<sup>d</sup>Case definition or unit of court:

A civil case is counted with the filing of a petition or complaint.  
 The criminal case unit of count is the number of defendants on the information, indictment, or complaint.  
 A jury trial is counted when the jury is sworn.  
 A non-jury trial is counted when the first witness is sworn.

<sup>f</sup>Beginning pending figure for the 1979 court year does not equal the end pending figure for the 1978 court year.  
 In 1979, data were available for some counties that did not report in 1978. This caused the data reported as pending at the beginning of the 1979 court year to be different from those reported as pending at the end of the 1978 court year.

<sup>i</sup>Data are not complete:

No caseload data available for Arenac, Jackson, or Mason Counties.  
 No time to disposition data were available for Arenac, Jackson, Mason, or Wayne Counties.

<sup>j</sup>Explanation of data included in the category:

Criminal includes some high misdemeanors that are punishable by more than 1 year in prison.

<sup>k</sup>Additional information:

Of tort trials, 662 trials were conducted for auto tort, 30 for products liability tort and 163 for other tort. Of domestic relations trials, 2,436 trials were conducted for marriage dissolution, 22 for support/custody and 191 for other domestic relations. Of trials of appeals, 7 trials were conducted for administrative agency appeals, 14 for appeals of trial court cases.

Source: State Court Administrator, Annual Report 1978-79 and Circuit Court Supplement (Lansing, Michigan: 1979). Statistics are from the annual report and supplement except that totals have been computed where necessary.

MICHIGAN COURT OF CLAIMS<sup>a</sup>  
 Court of general jurisdiction  
 1 circuit judge serves  
 July 1, 1978 to June 30, 1979

	Beginning pending	Filed	Disposed	End pending
<b>Civil:</b>				
Appeal:				
Appeal of administrative agency case:				
Cases	591	368 <sup>k</sup>	332	627
Appeals <sup>j</sup>	149	14	149	14
Total	<u>740</u>	<u>382</u>	<u>481</u>	<u>641</u>
Total civil	740	382	481	641
Grand total	740	382	481	641

Civil dispositions

<b>Cases:</b>	
Settled	8
Consent judgment	79
Dismissed on motion	102
Dismissed on stipulation	74
Judgment for plaintiff	19
Judgment for defendant	17
Discontinued	15
Dismissed by court	1
Cancel--duplicate	0
Withdrawn	17
<b>Appeals:</b>	
Allowed	35
Denied	114
Withdrawn	0
Dismissed	0
Returned to VVEBS	0

Boldface headings indicate the classifications used by the CSIM project.

<sup>a</sup>Court jurisdiction:

Data for this court are included with the general jurisdiction courts since circuit judges serve. Effective January 1, 1979, the jurisdiction of the Court of Claims will be assigned to the 30th Judicial Circuit.

<sup>d</sup>Case definition or unit of count:

A civil case is counted with the filing of a petition or complaint.

<sup>j</sup>Explanation of data included in the category:

Appeals are appeals under the Vietnam Era Bonus Section Act.

<sup>k</sup>Additional information:

Cases filed includes 9 cases remanded from appellate courts.

Source: State Court Administrator, Annual Report 1978-79 (Lansing, Michigan: 1979). Statistics are from the annual report except that totals have been computed where necessary.

RECORDER'S COURT OF DETROIT, MICHIGAN<sup>a</sup>  
 Court of general jurisdiction  
 1 court, 23 judges  
 January 1, 1979 to December 31, 1979

	Beginning pending	Filed	Disposed	End pending
<b>Criminal:</b> <sup>d</sup>				
<b>Felony:</b>				
Felony Division	2,764	11,151	10,970	2,945
<b>Misdemeanor:</b>				
Misdemeanor Division	N/A	6,527	6,090	N/A
<b>Ordinance violation:</b>				
City ordinance--Non-traffic	<u>125,056</u>	<u>68,543</u>	<u>44,073</u>	<u>149,526</u>
Total criminal	127,820 <sup>i</sup>	86,221	61,133	152,471 <sup>i</sup>
<b>Traffic:</b>				
<b>Other traffic violation:</b>				
State offenses--Traffic	16,598	16,230	9,974	22,974
City ordinance--Traffic	187,075	347,414	287,233	247,256
Total	<u>203,673</u>	<u>363,644</u>	<u>297,207</u>	<u>270,230</u>
Total traffic	203,673	363,644	297,207	270,230
Grand total	331,493 <sup>i</sup>	449,865	358,340 <sup>k</sup>	422,701 <sup>i</sup>

Trial<sup>d</sup>

Criminal dispositions

Criminal:	Trial <sup>d</sup>			Criminal dispositions	
	Jury	Non-jury	Total	Felony	Misdemeanor
Felony	528	541	1,069		
Misdemeanor	35	2,883	2,918		
Ordinance violation	N/A	N/A	N/A		
Total	563 <sup>i</sup>	2,424 <sup>i</sup>	3,987 <sup>i</sup>		
Traffic	N/A	N/A	N/A		
Grand total	563 <sup>i</sup>	2,424 <sup>i</sup>	3,987 <sup>i</sup>		
				<b>After trial:</b>	
				Not guilty	N/A
				Dismissed	2,178
				Convicted	N/A
				Convicted	535 <sup>h</sup>
				<b>Before trial:</b>	
				Guilty plea	5,355
				Dismissals before trial	3,152
				Remands to lower court	0
				Bench warrants	1,000
				Other judicial disposition	394
				Non-service	0

Boldface headings indicated the classifications used by the CSIM project.  
 N/A = This case type is handled by the court but the data are unavailable.

<sup>a</sup>Court jurisdiction:

The court is divided into three divisions: the Felony Division, the Misdemeanor Division, and the Traffic and Ordinance Division.

<sup>d</sup>Case definition or unit of count:

The criminal case unit of count is the number of defendants on the warrant.

A jury trial is counted when the jury is sworn.

A non-jury trial is counted when the first witness is sworn.

<sup>h</sup>Figure was computed:

The number of misdemeanors convicted at trial was calculated by subtracting the number not guilty and the number dismissed from the number of trials.

<sup>i</sup>Data are not complete:

Total criminal and grand total pending figures do not include misdemeanors.

Total criminal trial figures do not include trials conducted on ordinance violation cases.

Grand total trial figures do not include trials conducted on ordinance violation or traffic cases.

<sup>k</sup>Additional information:

The Misdemeanor Division also disposed of 1,262 writs and other matters.

Source: State Court Administrator, Annual Report 1978-1979 (Lansing, Michigan: 1979). Statistics are from the annual report except that totals have been computed where necessary.



COMMON PLEAS COURT OF DETROIT, MICHIGAN<sup>a</sup>  
Court of limited jurisdiction  
1 court, 13 judges  
July 1, 1978 to June 30, 1979

	Beginning pending	Filed	Disposed	End pending
<b>Civil:</b>				
Law:				
Civil .....	50,637 <sup>f</sup>	101,039	85,621	22,426 <sup>g</sup>
Small claims .....	1,526 <sup>f</sup>	2,568	2,247	469
Real property rights:				
Summary proceedings .....	34,864 <sup>f</sup>	42,822	38,990	4,312
Total civil .....	87,027 <sup>f</sup>	146,429	126,858	27,207 <sup>g</sup>
<b>Criminal:</b>				
Ordinance violation:				
Non-traffic .....	N/A	N/A	N/A	N/A
Total criminal .....	N/A	N/A	N/A	N/A
Grand total .....	87,027 <sup>fi</sup>	146,429 <sup>i</sup>	126,858 <sup>i</sup>	27,207 <sup>g</sup>

	Trial <sup>d</sup>			Civil dispositions			
	Jury	Non-jury	Total	Dismissal	Law claims	Small claims	Real property rights Total
<b>Civil:</b>							
Law .....	173	1,356	1,529	6,550	445	8,211	15,206
Small claims .....	--	251	251	35,777	619	5,480	41,876
Real property rights .....	602	5,512	6,114	41,765	932	19,185	61,882
Total civil .....	775	7,119	7,894				

Age of pending caseload

Civil (Law) cases pending over one year ..... 2,256

Boldface headings indicate the classifications used by the CSIM project.  
N/A = This case type is handled by the court but the data are unavailable.

<sup>a</sup>Court jurisdiction:

Law and small claims cases are handled by the Civil Division.  
Real property rights cases are handled by the Landlord-tenant Division.

<sup>d</sup>Case definition or unit of count:

A civil case is counted with the filing of a petition or complaint.  
A jury trial is counted when the jury is sworn.

<sup>f</sup>Beginning pending figure for the 1979 court year does not equal the end pending figure for the 1978 court year:

Figures are as given in the annual report.  
<sup>g</sup>Change in pending does not equal the difference between filings and dispositions:

<sup>i</sup>Data are not complete:

Figures are given as reported in the annual report.  
Grand total figures do not include criminal cases.

Source: State Court Administrator, Annual Report 1978-79 (Lansing, Michigan: 1979). Statistics are from the annual report except that totals have been computed where necessary.

MICHIGAN DISTRICT COURT<sup>1</sup>  
Court of limited jurisdiction  
90 courts, 213 judges  
July 1, 1978 to June 30, 1979

	Beginning pending <sup>1</sup>	Filed	Disposed	End pending
<b>Civil:</b>				
Law:				
Civil .....	25,515 <sup>fi</sup>	177,209 <sup>i</sup>	168,576 <sup>i</sup>	34,148 <sup>i</sup>
Small claims .....	6,106 <sup>fi</sup>	80,760 <sup>i</sup>	77,553 <sup>i</sup>	9,313 <sup>i</sup>
Real property rights:				
Summary proceedings .....	4,426 <sup>fi</sup>	76,763 <sup>i</sup>	74,625 <sup>i</sup>	6,564 <sup>i</sup>
Total civil .....	36,047 <sup>fi</sup>	334,732 <sup>i</sup>	320,754 <sup>i</sup>	50,025 <sup>i</sup>
<b>Criminal:</b>				
Ordinance violation:				
Ordinance--nontraffic .....	19,859 <sup>fi</sup>	100,404 <sup>i</sup>	97,893 <sup>i</sup>	22,370 <sup>i</sup>
Other criminal:				
State offense--nontraffic .....	19,366 <sup>fi</sup>	193,557 <sup>i</sup>	189,034 <sup>i</sup>	23,889 <sup>i</sup>
Total criminal .....	39,195 <sup>fi</sup>	293,961 <sup>i</sup>	286,927 <sup>i</sup>	46,259 <sup>i</sup>
<b>Traffic:</b>				
Parking:				
State and ordinance parking .....	54,394 <sup>fi</sup>	366,624 <sup>i</sup>	331,921 <sup>i</sup>	89,097 <sup>i</sup>
Other traffic violation:				
State offense--traffic .....	53,518 <sup>fi</sup>	710,105 <sup>i</sup>	690,672 <sup>i</sup>	72,951 <sup>i</sup>
Ordinance--traffic .....	75,768 <sup>fi</sup>	908,325 <sup>i</sup>	897,454 <sup>i</sup>	86,639 <sup>i</sup>
Total .....	129,286 <sup>fi</sup>	1,618,430 <sup>i</sup>	1,588,126 <sup>i</sup>	159,590 <sup>i</sup>
Total traffic .....	183,680 <sup>fi</sup>	1,985,054 <sup>i</sup>	1,920,047 <sup>i</sup>	248,687 <sup>i</sup>
Grand total .....	358,952 <sup>fi</sup>	2,613,747 <sup>i</sup>	2,527,728 <sup>i</sup>	344,971 <sup>i</sup>

	Trial <sup>d1</sup>			Civil dispositions <sup>i</sup>			
	Jury	Non-jury	Total	Dismissals	Law claims	Small claims	Real property rights Total
<b>Civil:</b>							
Law .....	663	5,529	6,192	23,948	14,443	14,088	52,479
Small claims .....	0	10,218	10,218	324	42	2	368
Real property rights .....	128	13,129	13,257	7,408	2,516	1,451	11,375
Total .....	791	28,876	29,667	67,399	24,657	27,800	119,856
<b>Criminal:</b>							
Ordinance violation .....	508	6,588	7,096	63,305	25,677	18,027	107,009
Other criminal .....	1,025	4,654	5,679				
Total .....	1,533	11,242	12,775				
<b>Traffic:</b>							
Parking .....	7	1,622	1,629				
Other traffic violation .....	2,003	35,452	37,455				
Total .....	2,010	37,074	39,084				
Grand Total .....	4,334	77,192	81,526				

	Traffic dispositions <sup>i</sup>			Criminal dispositions <sup>i</sup>			
	Parking	Other traffic violation	Total	Ordinance violation	Other criminal	Total	
Guilty pleas .....	21,708	214,211	235,919	34,147	44,965	79,112	
Dismissals .....	26,110	79,186	105,296	16,826	21,969	38,795	
Preliminary exam waived .....	--	563	563	5,156	36,004	41,160	
Preliminary exam conducted .....	--	231	231	9,963	8,468	18,431	
Bench warrants .....	3,222	26,233	29,455	6,144	6,455	12,599	
Other judicial dispositions .....	20,347	35,905	56,252				
Magistrate .....	20,821	272,384	293,205				
Traffic Bureau .....	173,733	759,414	933,147				
Non-service .....	64,351	162,544	226,895				
No progress .....	--	0	0				

Age of pending caseload <sup>1</sup>	
Civil cases pending over one year:	
Law .....	12,353
Small claims .....	2,221
Real property rights .....	1,226

Boldface headings indicate the classifications used by the CSIM project.  
-- = Not applicable.

<sup>d</sup>Case definition or unit of count:

A civil case is counted with the filing of a petition or complaint.  
The criminal case unit of count is the number of defendants on the information, indictment, or complaint.  
A jury trial is counted when the jury is sworn.  
A non-jury trial is counted when the first witness is sworn.

<sup>f</sup>Beginning pending figure for 1979 court year does not equal the end pending figure for the 1978 court year.

In 1979, data were available for some counties that did not report in 1978. This caused the data reported as pending at the beginning of the 1979 court year to be different from those reported as pending at the end of the 1978 court year.

<sup>i</sup>Data are not complete:

No data were available from the courts in Barry, Ecolse, Kentwood, Livonia and Newaygo.

Source: State Court Administrator, Annual Report 1978-79 (Lansing, Michigan: 1979). Statistics are from the annual report except that totals have been computed where necessary.

MICHIGAN MUNICIPAL COURT  
Court of limited jurisdiction  
8 courts, 10 Judges  
July 1, 1978 to June 30, 1979

	Beginning pending	Filed	Disposed	End pending
<b>Civil:</b>				
<b>Law:</b>				
Civil .....	1,968 <sup>f</sup>	2,206	2,378	1,79
Small claims .....	0 <sup>f</sup>	10	10	
<b>Real property rights:</b>				
Summary proceedings .....	125 <sup>f</sup>	1,263	1,293	
Total civil .....	2,093 <sup>f</sup>	3,479	3,681	1,89
<b>Criminal:</b>				
<b>Ordinance violation:</b>				
Ordinance--Non-traffic .....	581 <sup>f</sup>	4,832	4,743	67
<b>Other Criminal:</b>				
State offense--non-traffic .....	79 <sup>f</sup>	1,200	1,173	10
Total criminal .....	660 <sup>f</sup>	6,032	5,916	77
<b>Traffic:</b>				
<b>Parking:</b>				
State ordinance and parking .....	2,211 <sup>f</sup>	7,360	5,579	3,99
<b>Other traffic violation:</b>				
State offense-traffic .....	12 <sup>f</sup>	2,057	1,788	281
Ordinance--traffic .....	2,940 <sup>f</sup>	25,817	26,430	2,327
Total .....	2,952 <sup>f</sup>	27,874	28,218	2,608
Total traffic .....	5,163 <sup>f</sup>	35,234	33,797	6,600
Grand total .....	7,916 <sup>f</sup>	44,745	43,394	9,267

Trial<sup>d</sup>

	Jury	Non-jury	Total
<b>Civil:</b>			
Law .....	2	96	98
Small claims .....	0	2	2
Real property rights .....	0	58	58
Total .....	2	156	158
<b>Criminal:</b>			
Ordinance violation .....	10	317	327
Other criminal .....	2	39	41
Total .....	12	356	368
<b>Traffic:</b>			
Parking .....	0	97	97
Other traffic violation .....	11	1,051	1,062
Total .....	11	1,148	1,159
Grand Total .....	25	1,660	1,685

Criminal dispositions

	Ordinance violation	Other criminal	Total
Guilty pleas .....	1,290	209	1,499
Dismissals .....	923	163	1,086
Bench warrants .....	189	64	253
Preliminary exam waived .....	0	215	215
Preliminary exam conducted .....	0	209	209
No progress .....	0	0	0
Other judicial dispositions .....	399	94	493
Traffic bureau .....	1,125	31	1,156
Magistrate .....	0	0	0
Non-service .....	490	147	637

Civil dispositions

	Law	Small claims	Real property rights	Total
Dismissals .....	421	1	103	525
Bench warrants .....	1	0	0	1
No progress .....	285	0	0	285
Other judicial dispositions .....	980	7	1,130	2,117
Non-service .....	593	0	2	595
Magistrates .....	0	0	0	0

Age of pending caseload

Civil cases pending over one year:	
Law .....	532
Small claims .....	0
Real property rights .....	0

Traffic dispositions

	Parking	Other traffic violation	Total
Guilty pleas .....	113	4,714	4,827
Dismissals .....	193	1,524	1,717
Preliminary exam waived .....	0	6	6
Preliminary exam conducted .....	0	13	13
Bench warrants .....	5	410	415
No progress .....	0	0	0
Other judicial dispositions .....	148	526	674
Magistrate .....	0	0	0
Traffic bureau .....	4,990	17,834	22,824
Non-service .....	33	2,129	2,162

Boldface headings indicate the classifications used by the CSIM project.

<sup>d</sup>Case definition or unit of count:

A civil case is counted with the filing of a petition or complaint.  
The criminal case unit of count is the number of defendants on the information, indictment, or complaint.  
A jury trial is counted when the jury is sworn.  
A non-jury trial is counted when the first witness is sworn.

<sup>f</sup>Beginning pending figure for 1979 court year does not equal the end pending figure for the 1978 court year. Figures are as given in the annual report.

Source: State Court Administrator, Annual Report 1978-79 (Lansing, Michigan: 1979). Statistics are from the annual report except that totals have been computed where necessary.

MICHIGAN PROBATE COURT<sup>1</sup>  
Court of limited jurisdiction  
64 courts, 85 Judges  
July 1, 1978 to June 30, 1979

	Beginning pending	Filed	Disposed	End pending
<b>Civil:</b>				
<b>Real property rights:</b>				
Condemnation .....	13 <sup>i</sup>	24 <sup>i</sup>	18 <sup>i</sup>	19 <sup>i</sup>
<b>Domestic relations:</b>				
Adoption .....	2,903 <sup>i</sup>	3,745 <sup>i</sup>	3,420 <sup>i</sup>	3,310 <sup>i</sup>
<b>Other domestic relations:</b>				
Paternity .....	0 <sup>i</sup>	9,780 <sup>i</sup>	7,898 <sup>i</sup>	29 <sup>i</sup>
Marriage waiver .....	0 <sup>i</sup>	4,392 <sup>i</sup>	4,283 <sup>i</sup>	459 <sup>i</sup>
Total .....	0 <sup>i</sup>	14,172 <sup>i</sup>	12,181 <sup>i</sup>	489 <sup>i</sup>
Total .....	2,903 <sup>i</sup>	17,917 <sup>i</sup>	15,601 <sup>i</sup>	3,358 <sup>i</sup>
<b>Estate</b> .....	N/A	N/A	N/A	N/A
<b>Mental health:</b>				
Mental illness .....	1,121 <sup>f</sup>	11,101 <sup>i</sup>	10,875 <sup>h</sup>	1,347 <sup>i</sup>
Mental handicapped/retarded .....	749 <sup>f</sup>	989 <sup>i</sup>	1,084 <sup>h</sup>	654 <sup>i</sup>
Total .....	1,870 <sup>f</sup>	12,090 <sup>i</sup>	11,959 <sup>h</sup>	2,001 <sup>i</sup>
<b>Other civil:</b>				
Name change .....	44 <sup>f</sup>	2,807 <sup>i</sup>	3,185 <sup>i</sup>	79 <sup>i</sup>
Miscellaneous <sup>j</sup> .....	14 <sup>f</sup>	2,674 <sup>i</sup>	2,468 <sup>i</sup>	459 <sup>i</sup>
Total .....	58 <sup>f</sup>	5,481 <sup>i</sup>	5,653 <sup>i</sup>	1,249 <sup>i</sup>
Total civil .....	4,844 <sup>f</sup>	35,512 <sup>i</sup>	33,231 <sup>i</sup>	5,502 <sup>i</sup>
<b>Traffic:</b>				
<b>Other traffic violation:</b>				
Juvenile traffic citations .....	N/A	42,984 <sup>i</sup>	N/A	N/A
Total traffic .....	N/A	42,984 <sup>i</sup>	N/A	N/A
<b>Juvenile:</b>				
<b>Criminal-type offense</b> .....	N/A	22,180 <sup>i</sup>	N/A	N/A
<b>Status offense</b> .....	N/A	3,938 <sup>i</sup>	N/A	N/A
<b>Non-offense:</b>				
Abuse .....	N/A	987 <sup>i</sup>	N/A	N/A
Neglect .....	3,070 <sup>f</sup>	5,126 <sup>i</sup>	N/A	N/A
Other neglect .....	N/A	4,139 <sup>i</sup>	N/A	N/A
Total .....	3,070 <sup>f</sup>	10,252 <sup>i</sup>	N/A	N/A
Total juvenile .....	3,070 <sup>f</sup>	36,370 <sup>i</sup>	N/A	N/A
Grand total .....	7,914 <sup>f</sup>	114,866 <sup>k</sup>	33,231 <sup>i</sup>	5,502 <sup>i</sup>

Boldface headings indicate the classifications used by the CSIM project.  
N/A = This case type is handled by the court, but the data are unavailable.

<sup>d</sup>Case definition or unit of count:

A civil case is counted with the filing of a petition or complaint.  
<sup>g</sup>Change in pending does not equal the difference between filings and dispositions:  
Figures are as given in the annual report.

<sup>h</sup>Figure was computed:  
Disposition data for mental health cases were computed from pending and filing data given in the annual report. Although the annual report says no mental health cases were completely disposed of, these computed figures may be interpreted as the number of cases which went from an active to an inactive status during the year.

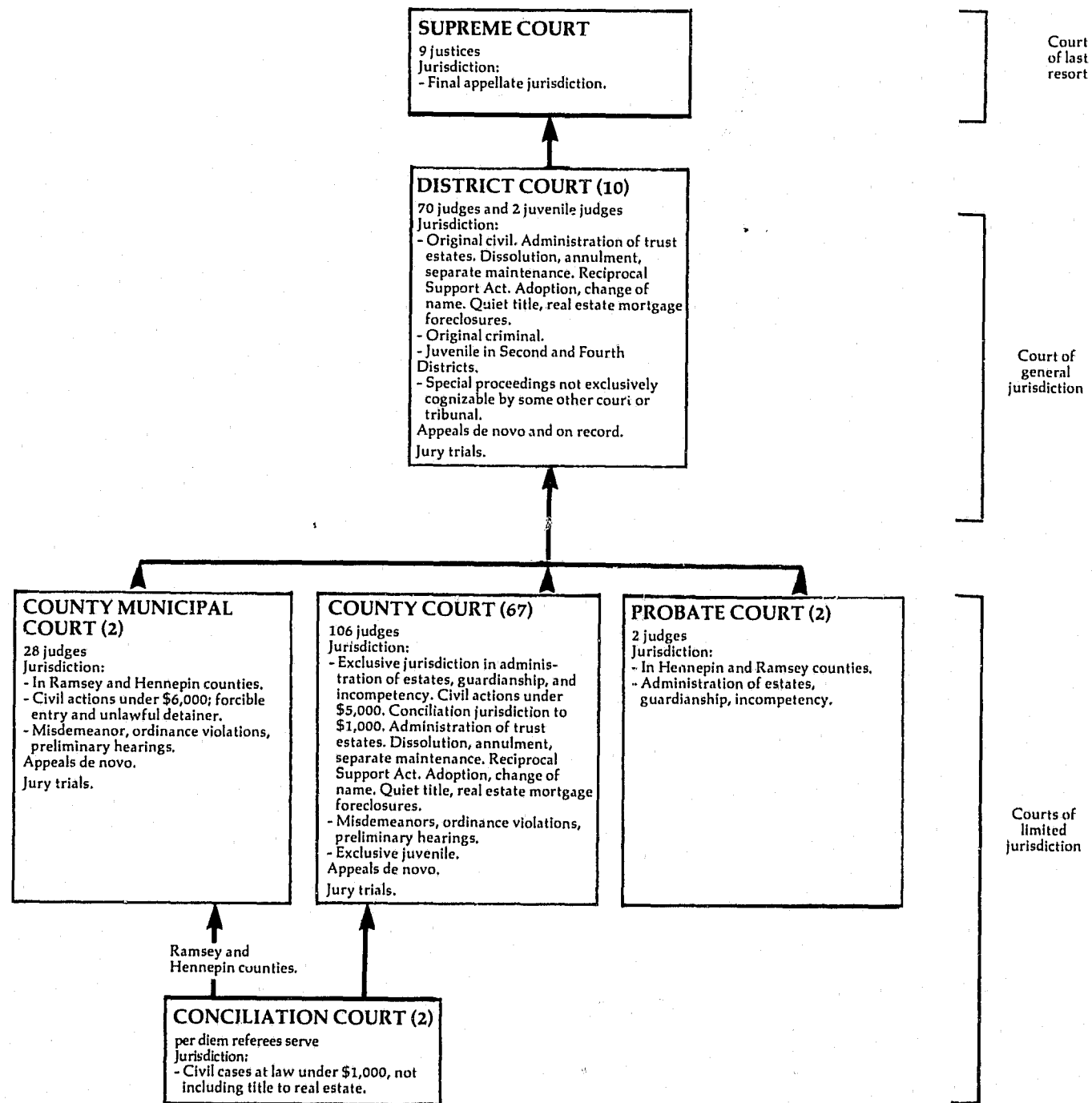
<sup>i</sup>Data are not complete:  
Numerous court locations reported incomplete data for one or more case categories as a result, no comparisons should be made among these data or between these data and data from other courts.  
Total civil figures do not include any estate cases.  
Total juvenile beginning pending figure does not include criminal-type offense or status offense cases.  
Grand total beginning pending figure does not include any estate, traffic, or criminal-type offense or status offense juvenile cases.  
Grand total end pending and disposed figures do not contain any estate, juvenile, or traffic data.

<sup>j</sup>Explanation of data included in the category:  
Miscellaneous civil cases include safe deposits, escheats, and delayed births.

<sup>k</sup>Additional information:  
In addition to the case categories included here, the court also issues marriage licenses and conducts marriage ceremonies.

Source: State Court Administrator, Annual Report 1978-79 (Lansing, Michigan: 1979). Statistics are from the annual report except that totals have been computed where necessary.

MINNESOTA COURT SYSTEM, 1979



↑ Indicates route of appeal.

MINNESOTA SUPREME COURT  
Court of last resort  
9 justices  
January 1, 1979 to December 31, 1979

There were no data available for cases handled by the Supreme Court during 1979.

MINNESOTA DISTRICT COURT  
Court of general jurisdiction  
10 districts, 70 judges and 2 juvenile judges  
January 1, 1979 to December 31, 1979

	Beginning pending	Filed	Disposed	End pending
<b>Civil:</b>				
<b>Law:</b>				
General civil .....	N/A	19,119	14,908	6,375
<b>Estate:</b>				
Trust .....	N/A	242	303	490
<b>Total civil .....</b>	N/A	19,361	15,211	6,865
<b>Criminal:</b>				
<b>Total criminal .....</b>	N/A	N/A	N/A	N/A
<b>Juvenile:</b>				
<b>Total juvenile .....</b>	N/A	N/A	N/A	N/A
<b>Grand total<sup>1</sup> .....</b>	N/A	19,361 <sup>1</sup>	15,211 <sup>1</sup>	6,865 <sup>1</sup>

Boldface headings indicate the classifications used by the CSIM project.  
N/A = This case type is handled by the court, but the data are unavailable.

<sup>d</sup>Case definition or unit of count:  
A civil case is counted at the note of issue. If a jury demand is made after the filing on the court calendar, the case is counted as a disposition on the court calendar and a new filing is counted for jury cases.

<sup>1</sup>Data are not complete:  
Grand total figures do not include criminal or juvenile cases.

Source: Unpublished data supplied by the Office of the State Court Administrator.

MINNESOTA COUNTY COURT  
Court of limited jurisdiction  
67 districts, 106 judges  
January 1, 1979 to December 31, 1979

	Beginning pending	Filed	Disposed	End pending
<b>Civil:</b>				
<b>Law:</b>				
General civil .....	N/A	8,612	7,753	1,480
<b>Small claims:</b>				
Conciliation Court .....	N/A	N/A	N/A	N/A
<b>Domestic relations:</b>				
Marriage dissolution .....	N/A	N/A	N/A	1,741
Support/custody:				
Support .....	N/A	N/A	N/A	1,722
Other domestic relations:				
Adoption/appeal/other family .....	N/A	N/A	N/A	1,180
Total .....	N/A	N/A	N/A	4,643
<b>Estate:</b>				
Probate/wills/intestate:				
Decedent estate .....	N/A	8,648	8,207	13,173
Guardianship/conservatorship/trusteeship:				
Guardianship/conservatorship .....	N/A	1,859	1,089	1,730
Trust estate .....	N/A	N/A	N/A	125
Total .....	N/A	1,859 <sup>i</sup>	1,089 <sup>i</sup>	1,855
<b>Total .....</b>	<b>N/A</b>	<b>10,507<sup>i</sup></b>	<b>9,296<sup>i</sup></b>	<b>15,028</b>
<b>Mental Health:</b>				
Commitments .....	N/A	1,889	1,442	245
<b>Total civil .....</b>	<b>N/A</b>	<b>21,008<sup>i</sup></b>	<b>18,491<sup>i</sup></b>	<b>21,396<sup>i</sup></b>
<b>Criminal:</b>				
<b>Misdemeanor:</b>				
Non-traffic criminal .....	N/A	N/A	N/A	N/A
<b>Total criminal .....</b>	<b>N/A</b>	<b>N/A</b>	<b>N/A</b>	<b>N/A</b>
<b>Traffic:</b>				
<b>Total traffic .....</b>	<b>N/A</b>	<b>N/A</b>	<b>N/A</b>	<b>N/A</b>
<b>Juvenile:</b>				
<b>Total juvenile .....</b>	<b>N/A</b>	<b>N/A</b>	<b>N/A</b>	<b>N/A</b>
<b>Grand total .....</b>	<b>N/A</b>	<b>21,008<sup>i</sup></b>	<b>18,491<sup>i</sup></b>	<b>21,396<sup>i</sup></b>

Boldface headings indicate the classifications used by the CSIM project.  
N/A = This case type is known to be handled by the court but the data were not available.

<sup>d</sup>Case definition or unit of count:  
A civil case is counted at the note of issue. If a jury demand is made after the filing on the court calendar, the case is counted as a disposition on the court calendar and a new filing is counted for the jury case.

<sup>f</sup>Data are not complete:  
Total guardianship/conservatorship/trusteeship and estate cases filed and disposed do not include trust estate cases.  
Total civil cases filed and disposed do not include small claims, domestic relations or trust estate cases.  
Total cases filed and disposed do not include small claims, domestic relations, trust estate, criminal, traffic, or juvenile cases.  
Total civil end pending figure does not include small claims cases.  
Total cases end pending do not include small claims, criminal, traffic, or juvenile cases.

Source: Unpublished data provided by the Office of the State Court Administrator.

MINNESOTA COUNTY MUNICIPAL COURT  
Court of limited jurisdiction  
2 courts, 28 judges  
January 1, 1979 to December 31, 1979

	Beginning pending	Filed	Disposed	End pending
<b>Civil:</b>				
<b>Law:</b>				
Total civil .....	722 <sup>fh</sup>	18,840	18,198	1,364
<b>Criminal:</b>				
Total criminal .....	N/A	N/A	N/A	N/A
<b>Traffic:</b>				
Total traffic .....	N/A	N/A	N/A	N/A
<b>Grand total .....</b>	<b>722<sup>fh</sup></b>	<b>18,840<sup>i</sup></b>	<b>18,198<sup>i</sup></b>	<b>1,364<sup>i</sup></b>

Boldface headings indicate the classifications used by the CSIM project.  
N/A = This case type is handled by the court, but the data are unavailable.

<sup>d</sup>Case definition or unit of count:

A civil case is counted at the note of issue. If a jury demand is made after the filing on the court calendar, the case is counted as a disposition on the court calendar and a new filing is counted for jury cases.

<sup>f</sup>Beginning pending figure for the 1979 court year does not equal the end pending figure for the 1978 court year:

Figures are as given in the unpublished data.

<sup>h</sup>Figure was computed:

The beginning pending figure for civil cases was computed from filing, disposition, and end pending figures provided by the staff of the Office of the State Court Administrator.

<sup>i</sup>Data are not complete:

Total figures do not include criminal or traffic cases.

Source: Unpublished data provided by the Office of the State Court Administrator. Statistics are from the unpublished data except that totals have been computed where necessary.

**MINNESOTA PROBATE COURT**  
 Court of limited jurisdiction  
 2 courts, 2 judges  
 January 1, 1979 to December 31, 1979

	Beginning pending	Filed	Disposed	End pending
<b>Civil:</b>				
<b>Estate:</b>				
<b>Probate/wills/intestate:</b>				
Supervised administration .....	N/A	1,328	1,558	3,713
Unsupervised administration .....	N/A	2,346	1,374	2,431
Formal, unsupervised administration .....	N/A	0	0	1
<b>Total .....</b>	<b>N/A</b>	<b>3,674</b>	<b>2,932</b>	<b>7,696</b>
<b>Guardianship/conservatorship/trusteeship:</b>				
Guardianship or conservatorship .....	N/A	743	552	790
<b>Total .....</b>	<b>N/A</b>	<b>4,417</b>	<b>3,484</b>	<b>8,486</b>
<b>Mental health:</b>				
Commitment .....	N/A	962	1,067	447
<b>Total civil .....</b>	<b>N/A</b>	<b>5,379</b>	<b>4,551</b>	<b>8,933</b>
<b>Total cases .....</b>	<b>N/A</b>	<b>5,379</b>	<b>4,551</b>	<b>8,933</b>

Boldface headings indicate the classifications used by the CSIM project.  
 N/A = This casetype is handled by the court, but the data are unavailable.

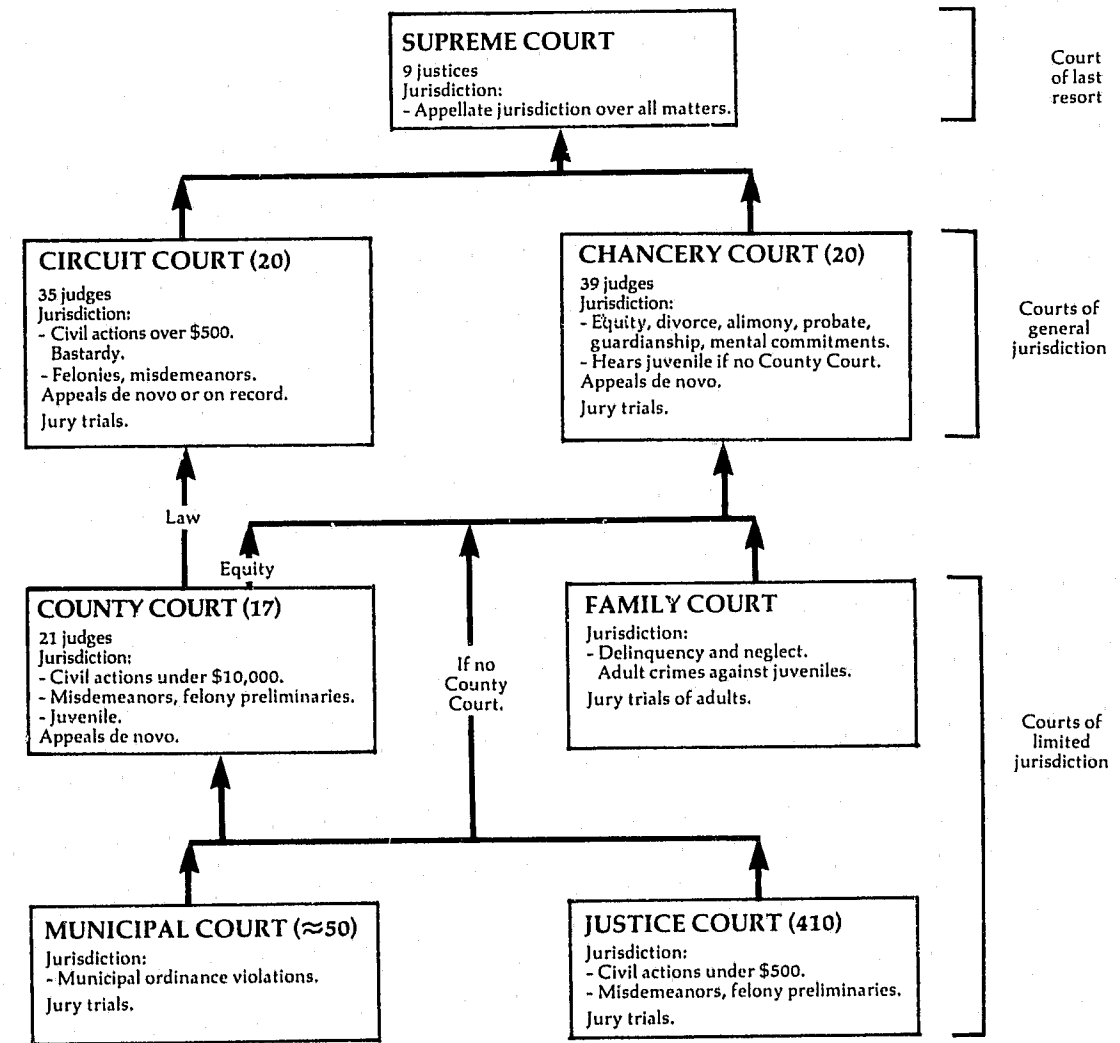
<sup>d</sup>Case definition or unit of count:  
 A civil case is counted at the note of issue.

Source: Unpublished data supplied by the Office of the State Court Administrator.

**MINNESOTA CONCILIATION COURT**  
 Court of limited jurisdiction  
 2 courts; per diem referees serve  
 January 1, 1979 to December 31, 1979

There were no data available for cases handled in the Conciliation Court during 1979.

**MISSISSIPPI COURT SYSTEM, 1979**



↑ Indicates route of appeal.

**MISSISSIPPI SUPREME COURT<sup>b</sup>**  
 Court of last resort  
 9 Justices  
 January 1, 1979 to December 31, 1979

	Beginning pending	Filed	Disposed	End pending
<b>Cases:</b>				
<b>Appeals:</b>				
Civil .....	X	487	418 <sup>l</sup>	X
Criminal .....	X	210	185 <sup>i</sup>	X
Unspecified cases (dismissed) .....	--	--	119 <sup>k</sup>	--
Unspecified cases (reinstated) .....	--	3	--	--
Total appeals .....	433	700	722	411
<b>Other cases:</b>				
<b>Original proceedings:</b>				
Other petitions .....	5 <sup>l</sup>	143 <sup>h</sup>	140	8
Requests to appeal .....				
Total other cases .....	5 <sup>l</sup>	143 <sup>h</sup>	140	8
<b>Total cases .....</b>	<b>438<sup>l</sup></b>	<b>843</b>	<b>862</b>	<b>414</b>
<b>Other proceedings:</b>				
<b>Rehearing requests:</b>				
Petitions for rehearing .....	11 <sup>l</sup>	128 <sup>h</sup>	126	13
<b>Other matters:</b>				
Motions .....	12 <sup>l</sup>	401 <sup>h</sup>	397 <sup>h</sup>	16
<b>Total other proceedings .....</b>	<b>23<sup>l</sup></b>	<b>529<sup>h</sup></b>	<b>523</b>	<b>29</b>

Manner of disposition				Disposition of appeals	
	Written opinion	Per curiam	Total		
Appeals on the merits .....	396 <sup>m</sup>	207	603	Affirmed .....	417
Petitions for rehearing .....	5	121	126	Reversed .....	128
Other petitions .....	1	139	140	Affirmed in part, reversed in part .....	49
Motions <sup>j</sup> .....	5	511	516	Affirmed on condition of remittitur or additur .....	0
Total .....	407	978	1,385	Dismissed .....	119
				Dismissed after hearing on the merits .....	9

Time interval data (days)		
	Average	Range
Record filed to submitted .....	219	54- 345
Submitted to decision .....	26	6- 365
Record filed to decision .....	245	70- 671
Judgment in lower court to decision .....	410	83-1,008

**Boldface headings indicate the classifications used by the CSIM project.**  
 Blank space = Not enough information is known. The case category may or may not be handled by the court.  
 X = The data for this case type are known to be included in the total but were not available by category.  
 -- = Not applicable.

<sup>b</sup>Particular court or reporting system information:  
 The court sits in 3 divisions of 3 judges each, with judges alternating among the divisions.

<sup>h</sup>Figure was computed:  
 The filing figures were computed from disposed and pending data.  
 The number of motions disposed was computed by subtracting the number of dismissed appeals from the total number of motions given as disposed in the annual report.

<sup>i</sup>Data are not complete:  
 Civil and criminal appeal disposition figures do not include dismissals of unspecified cases.

<sup>j</sup>Explanation of data included in the category:  
 Data for motions disposed in the manner of disposition table includes 119 unspecified appeals cases which were dismissed.

<sup>k</sup>Additional information:  
 Cases disposed by dismissal are included in the civil and criminal appeals filings, but a civil/criminal breakdown for cases dismissed is not available.

<sup>l</sup>Special source or revision in the data:  
 Beginning pending figures for cases other than appeals were taken from the 1978 annual report where they are given as end pending figures for the 1978 court year.

<sup>m</sup>Information on disposition type or trial data:  
 Of the 396 majority opinions deciding cases on the merits, 289 were published and 107 were unpublished. There were also 34 concurring or dissenting opinions written.

Source: Executive Assistant, Supreme Court, 13th Annual Statistical Report 1978 and 14th Annual Statistical Report 1979 (Jackson, Mississippi). Sources of case data are available. Statistics are from the annual reports except that totals have been computed where necessary.

**MISSISSIPPI CIRCUIT COURT**  
 Court of general jurisdiction  
 20 circuit districts, 35 judges  
 January 1, 1979 to December 31, 1979

There were no data available for cases handled in the Circuit Court in 1979.

**MISSISSIPPI CHANCERY COURT**  
 Court of general jurisdiction  
 20 chancery districts, 39 judges  
 January 1, 1979 to December 31, 1979

There were no data available for cases handled in the Chancery Court in 1979.

**MISSISSIPPI COUNTY COURT**  
 Court of limited jurisdiction  
 17 courts, 21 judges  
 January 1, 1979 to December 31, 1979

There were no data available for cases handled in the County Court in 1979.

**MISSISSIPPI JUSTICE COURT**  
 Court of limited jurisdiction  
 410 courts  
 January 1, 1979 to December 31, 1979

There were no data available for cases handled in the Justice Court in 1979.

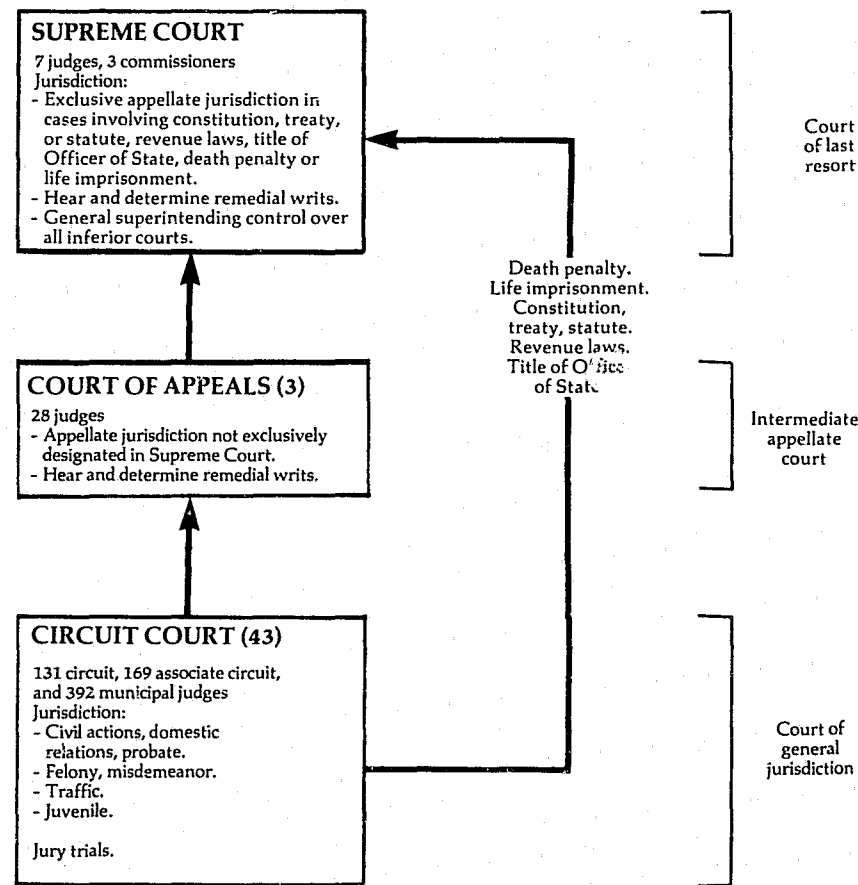
**MISSISSIPPI FAMILY COURT**  
 Court of limited jurisdiction  
 1 court  
 January 1, 1979 to December 31, 1979

There were no data available for cases handled in the Family Court for 1979.

**MISSISSIPPI MUNICIPAL COURT**  
 Court of limited jurisdiction  
 ~ 50 courts  
 January 1, 1979 to December 31, 1979

There were no data available for cases handled in the Municipal Court for 1979.

MISSOURI COURT SYSTEM, 1979



↑ Indicates route of appeal.

MISSOURI SUPREME COURT  
Court of last resort  
7 justices, 3 commissioners  
July 1, 1978 to June 30, 1979

	Beginning pending	Filed	Disposed	End pending
<b>Cases:</b>				
<b>Appeals:</b>				
Civil .....	X	125 <sup>l</sup>	133	X
Criminal .....	X	45 <sup>l</sup>	38	X
Total appeals .....	82	170	171	81
<b>Other cases:</b>				
<b>Original proceedings:</b>				
<b>Original jurisdiction:</b>				
Habeas corpus .....	X	54 <sup>l</sup>	52	X
Mandamus .....	X	50 <sup>l</sup>	50	X
Prohibition .....	X	56 <sup>l</sup>	57	X
Quo warranto .....	X	4 <sup>l</sup>	3	X
Retirement .....	X	1 <sup>l</sup>	1 <sup>l</sup>	X
Other writs .....	X	6 <sup>l</sup>	4	X
Total .....	X	171	167	X
<b>Disciplinary matter:</b>				
Disbarment .....	X	3 <sup>l</sup>	1	X
Reinstatement .....	X	8 <sup>l</sup>	5	X
Total .....	X	11	6	X
Total .....	X	182	173	X
<b>Requests to appeal:</b>				
Application to transfer .....	X	293 <sup>l</sup>	331	X
Recommendations or certifications .....	X	18 <sup>l</sup>	4	X
Other .....	X	21 <sup>l</sup>	9	X
Total .....	X	332	344	X
Total other cases .....	49	514	517	47
<b>Total cases .....</b>	<b>131</b>	<b>684</b>	<b>688</b>	<b>128</b>
<b>Other proceedings:</b>				
Motions for rehearing .....	7	42	48 <sup>k</sup>	1
<b>Other matters:</b>				
Motion activity .....	41	295 <sup>k</sup>	246	90
Total other proceedings .....	48	337	294	91

Manner of disposition			Disposition of original jurisdiction cases	
	Civil	Appeals Criminal	Total	
Written opinion .....	107	26	133	Denied .....
Dismissal .....	10	4	14	Sustained .....
Transfer without opinion ...	12	8	20	Dismissed and other .....
By order .....	4	0	4	Total .....
				138
				19 <sup>l</sup>
				10
				167

Boldface headings indicate the classifications used by the CSIM project.  
 X = The data for this case type are known to be included in the total but were not available by category.

**Additional information:**  
 Three rehearing requests were sustained; 45 were denied.  
 The 295 motions filed do not include motions for permission to file writs, which were included in this figure prior to 1977.

<sup>l</sup>Special source or revision in the data:  
 The clerk of the court supplied the figures footnoted during data verification.

Source: Office of the State Courts Administrator, Judicial Department of Missouri Annual Statistical Report FY 1979 - system in transition (Jefferson City, Missouri). Statistics are from the annual report except that totals have been computed where necessary, and additional information was provided by the clerk of the court during data verification.

MISSOURI COURT OF APPEALS  
Intermediate appellate court  
3 districts, 28 judges  
July 1, 1978 to June 30, 1979

	Beginning pending	Filed	Disposed	End pending
<b>Cases:</b>				
<b>Appeals:</b>				
Civil .....	1,340 <sup>f</sup>	1,332	1,270	1,427 <sup>g</sup>
Criminal .....	758 <sup>f</sup>	484	557	665 <sup>g</sup>
Total appeals .....	2,098 <sup>f</sup>	1,816	1,827	2,092 <sup>g</sup>
<b>Other cases:</b>				
<b>Original proceedings:</b>				
<b>Original jurisdiction:</b>				
Habeas corpus .....	X	80	X	X
Mandamus .....	X	128	X	X
Prohibition .....	X	192	X	X
Quo warranto .....	X	1	X	X
Total .....	X	401	X	X
<b>Requests to appeal:</b>				
Certiorari .....	X	2	X	X
Total other cases .....	45 <sup>f</sup>	403	389	58
<b>Total cases</b> .....	<b>2,143<sup>f</sup></b>	<b>2,219</b>	<b>2,216</b>	<b>2,150</b>
<b>Other proceedings:</b>				
Motion activity .....	N/A	5,084	N/A	N/A
<b>Total other proceedings</b> .....	<b>N/A</b>	<b>5,084</b>	<b>N/A</b>	<b>N/A</b>

Manner of disposition

	Appeals			Other cases	Total
	Civil	Criminal	Total		
Written opinion .....	594	418	1,012	20	1,032
Dismissal .....	630	129	759	--	759
Consolidation .....	38	4	42	--	42
Transfer without opinion .....	8	6	14	--	14
Order .....	--	--	--	149	149
Denied .....	--	--	--	220	220

Boldface headings indicate the classifications used by the CSIM project.  
N/A = This case type is handled by the court but the data are unavailable.  
X = The data for this case type are known to be included in the total but were not available by category.  
-- = Not applicable.

<sup>f</sup>Beginning pending figure for the 1979 court year does not equal the end pending figure for the 1978 court year: The difference is due to a continued refinement of the recordkeeping procedures in the Western District of this court.

<sup>g</sup>Change in pending does not equal the difference between filings and dispositions: During the year, this court counted dispositions in terms of opinions written, and, since one opinion may dispose of more than our case, these figures do not balance.

Source: Office of the State Courts Administrator, Judicial Department of Missouri Annual Statistical Report FY 1979 - System in transition (Jefferson City, Missouri). Statistics are from the annual report except that totals have been computed where necessary.

MISSOURI CIRCUIT COURT<sup>1</sup>  
Court of general jurisdiction  
43 circuits, 131 circuit judges, 169 associate circuit judges, and 392 municipal judges  
July 1, 1978 to June 30, 1979

	Beginning pending	Filed	Disposed	End pending
<b>Civil:</b>				
Small claims (associate circuit judges) .....	N/A	13,362	11,124	N/A
Estate (circuit judges) .....	N/A	12,436	10,751	N/A
<b>Other civil:</b>				
Circuit judges .....	N/A	88,478	77,659	N/A
Associate circuit judges .....	N/A	84,017	74,132	N/A
Total .....	N/A	172,495	151,791	N/A
<b>Total civil</b> .....	<b>N/A</b>	<b>198,293</b>	<b>173,666</b>	<b>N/A</b>
<b>Criminal:</b>				
Felony/misdemeanor:				
Criminal (circuit judges) .....	N/A	18,503 <sup>j</sup>	17,324 <sup>j</sup>	N/A
Misdemeanor (associate circuit judges) .....	N/A	40,822	34,679	N/A
<b>Preliminary hearing (associate circuit judges):</b>				
Felony .....	N/A	27,618	22,064 <sup>j</sup>	N/A
<b>Total criminal</b> .....	<b>N/A</b>	<b>86,943<sup>i</sup></b>	<b>74,067<sup>i</sup></b>	<b>N/A</b>
<b>Traffic (associate circuit judges):</b>				
Total traffic .....	N/A	302,868	284,771	N/A
<b>Juvenile (circuit judges):</b>				
Total juvenile .....	N/A	17,293	16,102	N/A
<b>Total cases</b> .....	<b>N/A</b>	<b>605,397<sup>i</sup></b>	<b>548,606<sup>i</sup></b>	<b>N/A</b>

Boldface headings indicate the classifications used by the CSIM project.

<sup>a</sup>Court jurisdiction:

The new judicial article, implemented on January 2, 1979, provided for unification of all the trial courts (the former Court of Common Pleas, Magistrate Court, Probate Court, St. Louis Court of Criminal Correction, and Municipal Court) into the Circuit Court.

<sup>d</sup>Case definition or unit of count:

A civil case is counted with the filing of a petition or complaint.  
The criminal case unit of count is the number of informations or indictments. A filing may involve multiple defendants.  
A jury or non-jury trial is counted when those cases with contested issues of fact, are disposed after the presentation of evidence on the merits has started.

<sup>i</sup>Data are not complete:

No data were available for cases handled by municipal judges. Their caseloads consist primarily of ordinance violations.

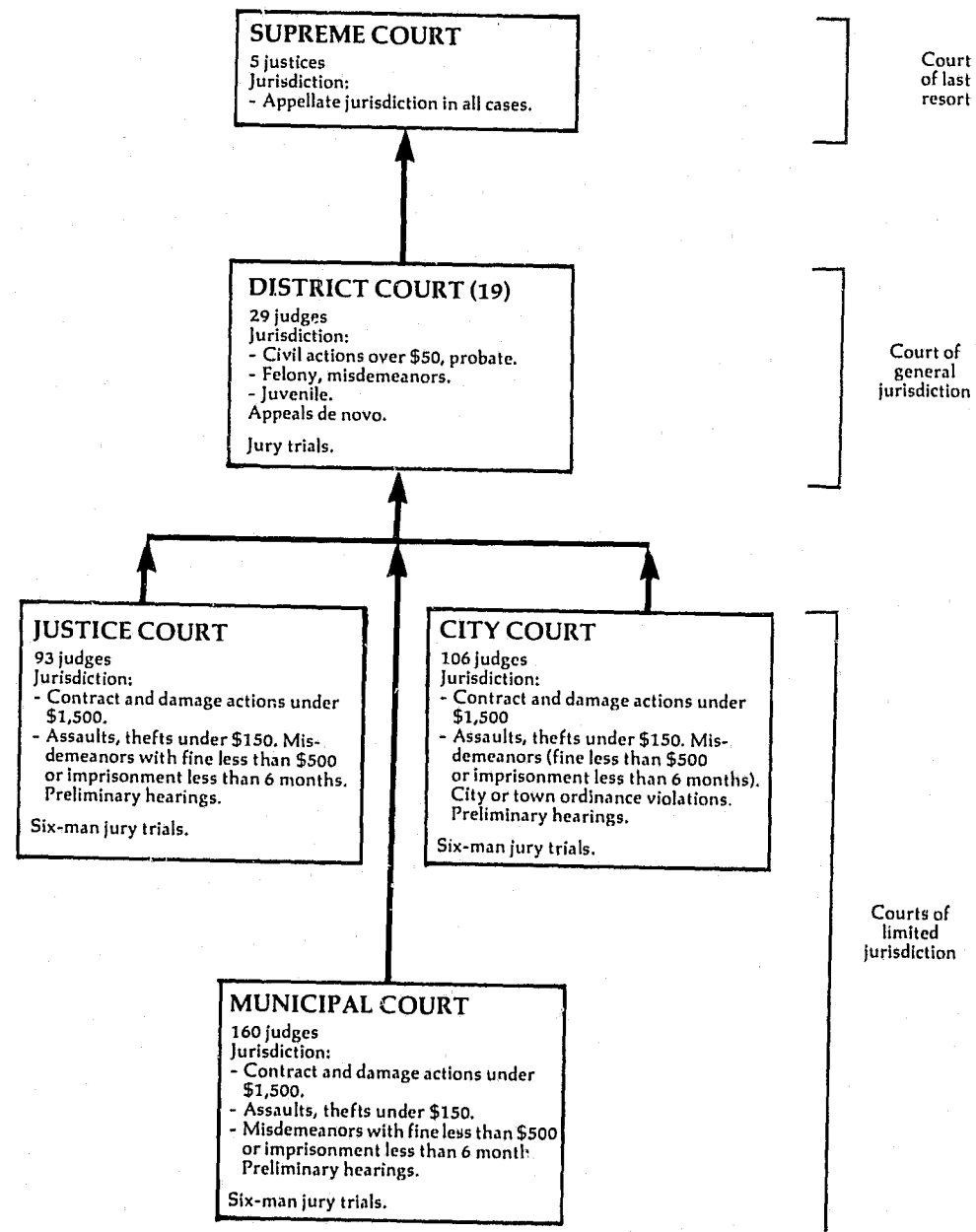
<sup>j</sup>Explanation of data included in the category:

Felony/misdemeanor figures include municipal appeals.  
Preliminary hearing disposition figures include dismissals, bind-overs, trials, and acceptance to pleas of reduced charges.

Source: Office of the State Courts Administrator, Judicial Department of Missouri Annual Statistical Report FY 1979 - System in transition (Jefferson City, Missouri). Statistics are from the annual report except that totals have been computed where necessary.



### MONTANA COURT SYSTEM, 1979



↑ Indicates route of appeal.

#### MONTANA SUPREME COURT Court of last resort 5 justices January 1, 1978 to December 31, 1979

	Beginning pending	Filed	Disposed	End pending
<b>Cases:</b>				
<b>Appeals:</b>				
Civil .....	N/A	288	X	N/A
Criminal .....	N/A	74	X	N/A
<b>Total appeals</b> .....	<b>N/A</b>	<b>362</b>	<b>X</b>	<b>N/A</b>
<b>Other cases:</b>				
Original proceedings .....	N/A	110	X	N/A
Requests to appeal .....	N/A	(J)	X	N/A
<b>Total other cases</b> .....	<b>N/A</b>	<b>110</b>	<b>X</b>	<b>N/A</b>
<b>Total cases</b> .....	<b>N/A</b>	<b>472</b>	<b>516</b>	<b>N/A</b>
<u>Manner of disposition</u>				
Written opinion .....		321		
Denial or dismissal .....		195		

Boldface headings indicate the classifications used by the CSIM project.  
 N/A = This case type is handled by the court, but the data are unavailable.  
 X = Data for this case type are known to be included in the total but were not available by category.

Explanation of data included in the category:  
 Although the court does handle requests to appeal, their figures could not be separated from the numbers of appeals and original proceedings filed.

Source: Unpublished data supplied by the Office of the State Court Administrator.

**MONTANA DISTRICT COURT**  
 Court of general jurisdiction  
 19 districts, 29 judges  
 July 1, 1978 to June 30, 1979

	Beginning pending	Filed <sup>J</sup>	Disposed	End pending
<b>Civil<sup>d</sup>:</b>				
Tort .....	X	1,725 <sup>h</sup>	X	X
<b>Contract:</b>				
Contract .....	X	796 <sup>h</sup>	X	X
Debt .....	X	4,777 <sup>h</sup>	X	X
Total .....	X	5,573 <sup>h</sup>	X	X
<b>Real property rights:</b>				
Property .....	X	664 <sup>h</sup>	X	X
<b>Domestic relations:</b>				
Marriage dissolution .....	X	6,240 <sup>h</sup>	X	X
Adoption .....	112 <sup>h</sup>	820	684	248
<b>Other domestic relations<sup>J</sup>:</b>				
Other .....	X	2,427 <sup>h</sup>	X	X
Total .....	2,291 <sup>h</sup>	9,487	7,877	3,901
<b>Estate:</b>				
<b>Probate/wills/intestate:</b>				
Formal probate .....	X	167 <sup>h</sup>	X	X
Informal probate .....	X	2,569 <sup>h</sup>	X	X
Total .....	X	2,736 <sup>h</sup>	X	X
<b>Guardianship/trusteeship/conservatorship:</b>				
Other probate .....	X	601 <sup>h</sup>	X	X
Total .....	5,044 <sup>h</sup>	3,337	2,766	5,615
<b>Mental health:</b>				
Insanity <sup>J</sup> .....	94 <sup>h</sup>	411	282	223
<b>Appeal:</b>				
<b>Appeal of administrative agency case:</b>				
Administration <sup>J</sup> .....	X	398	X	X
Extraordinary writ .....	X	(J)	X	X
<b>Other civil:</b>				
Jurisdiction <sup>J</sup> .....	X	4,777 <sup>h</sup>	X	X
Total civil .....	11,805 <sup>h</sup>	26,372	20,894	17,284
<b>Criminal<sup>d</sup>:</b>				
Felony .....	X	2,281	X	X
Misdemeanor .....	X	681	X	X
Total criminal .....	791 <sup>h</sup>	2,962	2,756	988
<b>Juvenile:</b>				
<b>Status offense:</b>				
YINS--youth in need of supervision .....	X	780 <sup>h</sup>	X	X
<b>Non-offense:</b>				
YINC--youth in need of care .....	X	439 <sup>h</sup>	X	X
Total juvenile .....	260 <sup>h</sup>	1,219	876	603
<b>Grand total .....</b>	<b>12,856<sup>h</sup></b>	<b>30,553</b>	<b>24,526</b>	<b>18,875</b>

Trial<sup>dh</sup>

	Jury	Non-jury	Total
Criminal .....	111	111	222

Civil disposition<sup>h</sup>

Judgment/decreed .....	6,522
Dismissed .....	2,403
Dismissed for lack of diligence ..	515
Dismissed by praecipe .....	343
Default by judge .....	1,373
Default by clerk .....	686
Transferred .....	343
Statutory lien .....	3,776
Other .....	1,201

Criminal dispositions<sup>h</sup>

Jury trial:	
Guilty verdict .....	83
Acquitted .....	28
Non-jury trial:	
Guilty verdict .....	83
Acquitted .....	28
Guilty plea .....	1,543
Other .....	358
Nolle prosequi/dismissed .....	661

Age of pending caseload<sup>d</sup> (days) (6/30/79)

	0-90 days	91-180 days	Over 180 days
<b>Civil:</b>			
General civil <sup>d</sup> .....	2,045	1,505	3,995
Domestic relations <sup>d</sup> .....	1,135	710	1,808
Adoption .....	82	52	114
Estate .....	745	733	4,137
Mental health .....	45	64	114
Criminal .....	320	260	408
Juvenile .....	160	132	303
Total .....	4,540	3,456	10,879

Boldface headings indicate the classifications used by the CSIM project.

X = The data for this case type are known to be included in the total but were not available by category.

<sup>d</sup>Case definition or unit of count:

Civil case is counted with the filing of a petition or complaint. The criminal case unit of count is the number of defendants on the information, indictment or complaint. A trial is counted if tried to verdict or decision.

<sup>h</sup>Figure was computed:

Filing figures so marked were calculated from percentages given in the unpublished data.

All beginning pending figures were calculated from filing, disposition, and end pending figures given in the unpublished data.

All data given for type of disposition were calculated from percentages given in the unpublished data.

<sup>J</sup>Explanation of data included in the category:

Filings include new and reopened cases.

Other domestic relations cases include URESA (outgoing and incoming) and paternity cases.

Insanity cases include mentally ill and inebriation (commitments).

Other civil jurisdiction cases include name changes, injunctions, declaratory judgments, certificate of amount due, warrant of restraint, abstract of judgment, transcript of judgment, mandamus, habeas corpus and habitual traffic offender cases. Administration cases are zoning, tax, water rights, and workmen's compensation appeals from administrative agencies.

Data for extraordinary writs are included in the other civil category.

<sup>n</sup>Information on time to disposition or age of pending caseload data:

The general civil category includes torts, contracts, real property rights, appeal of administrative agency case, and other civil cases.

Domestic relations includes marriage dissolution and other domestic relations cases only. Adoption case ages are reported separately.

Source: Unpublished data supplied by the Office of the State Court Administrator.

**MONTANA JUSTICE COURT**  
 Court of limited jurisdiction  
 93 judges  
 July 1, 1978 to June 30, 1979

There were no data available for cases handled in the Justice Court for fiscal year 1979.

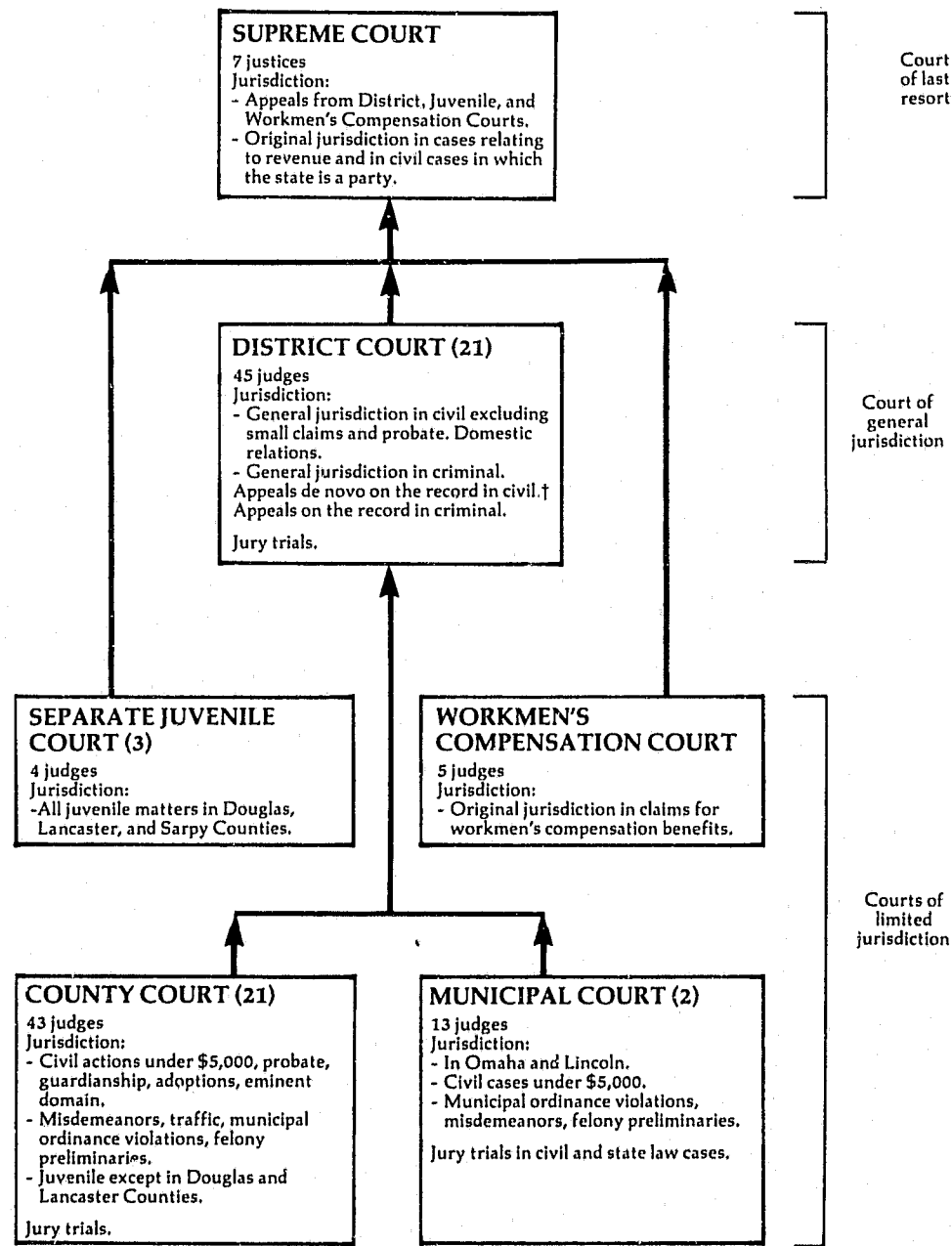
**MONTANA CITY COURT**  
 Court of limited jurisdiction  
 106 judges  
 July 1, 1978 to June 30, 1979

There were no data available for cases handled in the City Court for fiscal year 1979.

**MONTANA MUNICIPAL COURT**  
 Court of limited jurisdiction  
 160 judges  
 July 1, 1978 to June 30, 1979

There were no data available for cases handled in the Municipal Court for fiscal year 1979.

NEBRASKA COURT SYSTEM, 1979



↑ Indicates route of appeal.

†In Nebraska, "de novo on the record" means that the court may make an independent determination of the facts.

NEBRASKA SUPREME COURT  
Court of last resort  
7 Justices  
September 1, 1978 to August 31, 1979

	Beginning pending	Filed	Disposed	End pending
<b>Cases:</b>				
<b>Appeals:</b>				
<b>Civil:</b>				
Civil case categories .....	297 <sup>f</sup>	319	341	263
<b>Criminal:</b>				
Direct criminal appeal .....	105	199	201	103
Other criminal .....	8 <sup>f</sup>	16	13	7
Total .....	113 <sup>f</sup>	215	214	110
<b>Postconviction remedy:</b>				
Postconviction .....	20 <sup>f</sup>	23	26	16
<b>Appeals of administrative agency cases:</b>				
Workmen's compensation .....	10 <sup>f</sup>	20	15	13
Public Service Commission .....	5 <sup>f</sup>	0	5	0
Court of Industrial Relations .....	7 <sup>f</sup>	9	12	5
Other administrative .....	35 <sup>f</sup>	41	38	34
Total .....	57 <sup>f</sup>	70	70	52
<b>Other appeals:</b>				
Unclassified .....	1 <sup>f</sup>	11	9	2
<b>Total appeals</b> .....	<b>488<sup>fj</sup></b>	<b>638<sup>j</sup></b>	<b>660<sup>j</sup></b>	<b>443<sup>j</sup></b>
<b>Other cases:</b>				
Original proceedings .....	(j)	(j)	(j)	(j)
Requests to appeal .....	N/A	N/A	N/A	N/A
<b>Total other cases</b> .....	<b>(j)<sup>1</sup></b>	<b>(j)<sup>1</sup></b>	<b>(j)<sup>1</sup></b>	<b>(j)<sup>1</sup></b>
<b>Total cases</b> .....	<b>488<sup>fi</sup></b>	<b>638<sup>i</sup></b>	<b>660<sup>i</sup></b>	<b>443<sup>i</sup></b>

**Manner of disposition**  
Written opinion ..... 431

Boldface headings indicate the classifications used by the CSIM project.

N/A = This case type is handled by the court, but the data are unavailable.

X = The data for this case type are known to be included in the total but were not available by category.

<sup>f</sup>Beginning pending figure for the 1979 court year does not equal the end pending figure for the 1978 court year:

Figures are as given in the unpublished data.

<sup>1</sup>Data are not complete:

Requests to appeal are not counted statistically by the Supreme Court; the figures presented for appeals are cases docketed. There are a number of cases that the court refuses to hear. These discretionary cases, when leave to docket is denied, could be considered processed by the court, but they are not docketed or reported statistically. As a result, request to appeal cases are not included in the total cases figures given in the chart.

<sup>j</sup>Explanation of data included in the category:

Original proceedings are included with the appeals data. There are a minimal number of original proceedings handled by the court.

Source: Office of the State Court Administrator, The Courts of Nebraska 1979 (Lincoln, Nebraska), and unpublished data supplied by the clerk of the court. Statistics are from the annual report and unpublished data except that totals have been computed where necessary.

**NEBRASKA DISTRICT COURT**  
 Court of general jurisdiction  
 21 districts, 45 judges  
 January 1, 1979 to December 31, 1979

	Beginning pending	Filed <sup>j</sup>	Disposed	End pending
<b>Civil<sup>d</sup>:</b>				
Domestic relations .....	X	13,792	12,991	X
Other civil .....	X	8,521	8,238	X
Appeal .....	(j)	(j)	(j)	(j)
<b>Total civil<sup>j</sup></b> .....	X	22,313	21,229	X
<b>Criminal<sup>d</sup>:</b>				
Felony:				
Criminal <sup>j</sup> .....	X	3,632	3,563	X
Appeal .....	X	1,237 <sup>j</sup>	1,147 <sup>j</sup>	X
<b>Total criminal</b> .....	X	4,869	4,710	X
<b>Grand total</b> .....	15,699 <sup>f</sup>	27,182	25,939	16,942

Boldface headings indicate the classifications used by the CSIM project.

<sup>d</sup>Case definition or unit of count:

A civil case is counted with the filing of a petition or complaint.

The criminal case unit of count is the number of defendants on the information or indictment.

<sup>f</sup>Beginning pending figure for the 1979 court year does not equal the end pending figure for the 1978 court year: Figure is as given in the annual report.

<sup>j</sup>Explanation of data included in the category:

Filed figures include the number of reopened cases placed before the District Court.

Cases that are listed as criminal appeals include both civil and criminal appeals. Statement in the annual report indicates that more than half were criminal appeals.

Criminal cases may include a few misdemeanor cases.

Source: Office of the State Court Administrator, *The Courts of Nebraska 1979* (Lincoln, Nebraska), and unpublished data supplied by the office of the state court administrator. Statistics are from the annual report and unpublished data except that totals have been computed where necessary.

**NEBRASKA WORKMEN'S COMPENSATION COURT**  
 Court of limited jurisdiction  
 1 court, 5 judges  
 July 1, 1978 to June 30, 1979

	Beginning pending	Filed	Disposed <sup>k</sup>	End pending
<b>Civil<sup>d</sup>:</b>				
<b>Appeal:</b>				
Appeal of administrative agency case:				
Disputed claims .....	130	534	511	153
<b>Total civil</b> .....	130	534	511	153
<b>Grand total</b> .....	130	534	511 <sup>k</sup>	153

Boldface headings indicate the classifications used by the CSIM project.

<sup>d</sup>Case definition or unit of count:

A civil case is counted with the filing of a petition or complaint.

<sup>k</sup>Additional information:

In addition to the 511 dispositions, there were 164 rehearings before three judges sitting en banc. Of these rehearings 20 were appealed to the Supreme Court.

The court also processed an additional 538 lump sum settlements for which there were no previous court actions.

Source: Office of the State Court Administrator, *The Courts of Nebraska 1979* (Lincoln, Nebraska). Statistics are from the annual report except that totals have been computed where necessary.

**NEBRASKA MUNICIPAL COURT<sup>a</sup>**  
 Court of limited jurisdiction  
 2<sup>b</sup>courts, 13 judges  
 January 1, 1979 to December 31, 1979

	Beginning pending	Filed	Disposed	End pending
<b>Civil<sup>d</sup>:</b>				
Small claims .....	N/A	2,716	N/A	N/A
Other civil:				
Regular civil.....	N/A	17,612	N/A	N/A
<b>Total civil</b> .....	N/A	20,328	N/A	N/A
<b>Criminal<sup>d</sup>:</b>				
Total criminal .....	N/A	X	N/A	N/A
<b>Traffic:</b>				
Total traffic .....	N/A	X	N/A	N/A
<b>Grand total</b> .....	N/A	153,218	N/A	N/A

Boldface headings indicate the classifications used by the CSIM project.

N/A = This case type is handled by the court, but the data are unavailable.

X = The data for this case type are known to be included in the total but were not available by category.

<sup>a</sup>Court jurisdiction:

Municipal Courts have exclusive jurisdiction in cases involving violations of local ordinances.

<sup>b</sup>Particular court or reporting system information:

The two Municipal Courts are located in Omaha and Lincoln.

<sup>d</sup>Case definition or unit of count:

A civil case is counted with the filing of a petition or complaint.

The criminal case unit of count is the number of defendants on the information, indictment, or complaint.

Source: Office of the State Court Administrator, *The Courts of Nebraska 1979* (Lincoln, Nebraska). Statistics are from the annual report except that totals have been computed where necessary.

**NEBRASKA SEPARATE JUVENILE COURT**  
 Court of limited jurisdiction  
 3<sup>b</sup> courts, 4 judges  
 January 1, 1979 to December 31, 1979

	Beginning pending	Filed	Disposed	End pending
<b>Juvenile:</b>				
Total juvenile .....	N/A	1,648	N/A	N/A
<b>Grand total</b> .....	N/A	1,648	N/A	N/A

Boldface headings indicate the classifications used by the CSIM project.

N/A = This case type is handled by the court, but the data are unavailable.

<sup>b</sup>Particular court or reporting system information:

There are three separate Juvenile Courts in Nebraska, located in Douglas County, Lancaster County, and Sarpy County.

Source: Office of the State Court Administrator, *The Courts of Nebraska 1979* (Lincoln, Nebraska). Statistics are from the annual report except that totals have been computed where necessary.

NEBRASKA COUNTY COURT  
 Court of limited jurisdiction  
 21 districts, 43 judges  
 January 1, 1979 to December 31, 1979

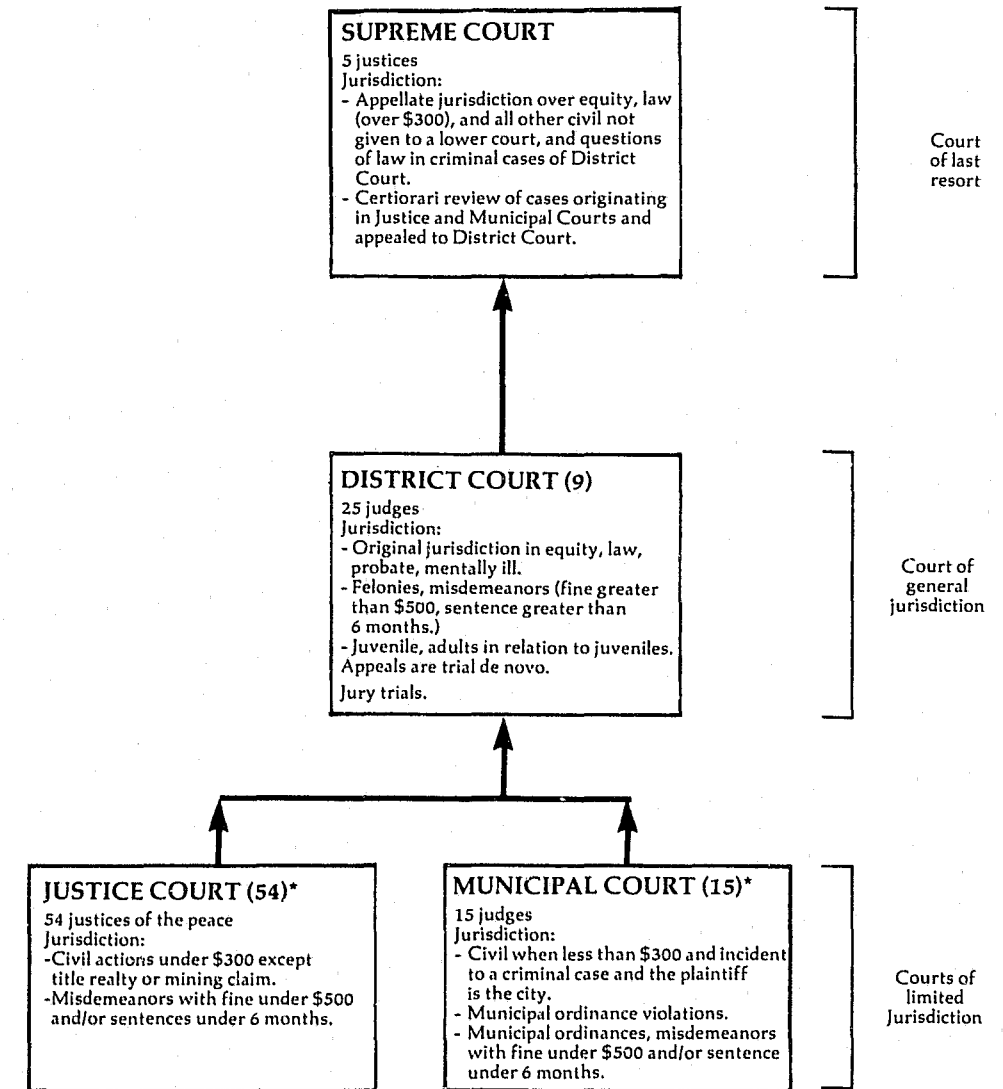
	Beginning pending	Filed	Disposed	End pending
<b>Civil:</b>				
<b>Law:</b>				
Civil .....	X	10,240	9,561	X
Small claims .....	X	10,694	10,728	X
<b>Real property rights:</b>				
Eminent domain .....	X	252	266	X
<b>Domestic relations:</b>				
Adoption .....	X	1,211	1,219	X
<b>Estate:</b>				
Probate/wills/intestate:				
Probate and inheritance tax .....	X	8,976	8,545	X
Guardianship/conservatorship/trusteeship:				
Guardianship and conservatorship .....	X	1,964	2,798	X
Total .....	X	10,940	11,343	X
Total civil .....	X	33,337	33,117	X
<b>Criminal:</b>				
Statute non-traffic .....	X	33,961	36,500	X
Ordinance violation:				
Ordinance non-traffic .....	X	8,263	8,235	X
Preliminary hearing:				
Felony .....	X	4,026	5,933	X
Total criminal .....	X	46,250	50,668	X
<b>Traffic:</b>				
Other traffic violation:				
Statute traffic .....	X	176,768	168,650	X
Ordinance traffic .....	X	36,778	36,243	X
Total .....	X	207,546	204,893	X
Total traffic .....	X	207,546	204,893	X
<b>Juvenile:</b>				
Total juvenile .....	X	3,331	3,165	X
<b>Grand total .....</b>	<b>68,857<sup>f</sup></b>	<b>290,464</b>	<b>291,843</b>	<b>67,478</b>

Boldface headings indicate the classifications used by the CSIM project.  
 X = The data for this case type are known to be included in the total but were not available by category.

<sup>d</sup>Case definition or unit of count:  
 A civil case is counted with the filing of a petition or complaint.  
 The criminal case unit of count is the number of informations, indictments, or complaints. Two defendants charged on a single complaint count as one case, unless cases are separated for trial. One defendant with two charges on a single complaint is one case, unless the  
<sup>f</sup>Beginning pending figure for the 1979 court year does not equal the end pending figure for the 1978 court year:  
 Figures are as given in the annual report. The variance was due to recounting and correcting entries.

Source: Office of the State Court Administrator, *The Courts of Nebraska 1979* (Lincoln, Nebraska) and unpublished data provided by the office of the state court administrator. Statistics are from the annual report and unpublished data except that totals have been computed where necessary.

NEVADA COURT SYSTEM, 1979



↑ Indicates route of appeal.  
 \*Nine justices of the peace also serve as Municipal Court judges.

NEVADA SUPREME COURT  
 Court of last resort  
 5 justices  
 January 1, 1979 to December 31, 1979

	Beginning pending	Filed	Disposed	End pending
<b>Cases:</b>				
<b>Appeals:</b>				
Civil .....	X	257	X	X
Criminal .....	X	424	X	X
Total appeals .....	X	681	X	X
<b>Other cases:</b>				
<b>Original proceedings:</b>				
<b>Original jurisdiction:</b>				
Habeas corpus .....	X	11	X	X
Mandamus .....	X	43	X	X
Prohibition .....	X	32	X	X
Quo warranto .....	X	0	X	X
Certiorari .....	X	7	X	X
Exceptions .....	X	12	X	X
Motions .....	X	62	X	X
Total .....	X	167	X	X
<b>Disciplinary:</b>				
Bar .....	X	47	X	X
Total .....	X	214	X	X
Requests to appeal .....	X	17	X	X
Total other cases .....	X	231	X	X
<b>Total cases .....</b>	<b>667</b>	<b>912</b>	<b>866</b>	<b>713</b>

Status of pending caseload (12/31/79)

Set or assigned .....	339
Under submission .....	69
Other .....	305

Boldface headings indicate the classifications used by the CSIM project.

X = The data for this case type are known to be included in the total but were not available by category.

Explanation of data included in the category:

Certiorari cases in this court are original proceedings for review.

Source: Unpublished data provided by the Administrative Office of the Courts. Statistics are from the unpublished data except that totals have been computed where necessary.

NEVADA DISTRICT COURT<sup>1</sup>  
 Court of general jurisdiction  
 9 districts, 25<sup>c</sup> judges  
 January 1, 1979 to December 31, 1979

	Beginning pending	Filed	Disposed	End pending
<b>Civil:</b>				
<b>Law:</b>				
Civil actions .....	N/A	3,861 <sup>1</sup>	N/A	N/A
<b>Domestic relations:</b>				
<b>Marriage dissolution:</b>				
Divorce actions .....	N/A	4,168 <sup>1</sup>	N/A	N/A
Support/custody:				
Reciprocal .....	N/A	1,071 <sup>1</sup>	N/A	N/A
Adoptions .....	N/A	180 <sup>1</sup>	N/A	N/A
Total .....	N/A	5,419 <sup>1</sup>	N/A	N/A
<b>Estate:</b>				
<b>Probate/wills/intestate:</b>				
Probate .....	N/A	365 <sup>1</sup>	N/A	N/A
<b>Guardianship/conservatorship/trusteeship:</b>				
Guardianship .....	N/A	92 <sup>1</sup>	N/A	N/A
Total .....	N/A	457 <sup>1</sup>	N/A	N/A
<b>Mental health:</b>				
Inebriate matters .....	N/A	0 <sup>1</sup>	N/A	N/A
Insanity matters .....	N/A	93 <sup>1</sup>	N/A	N/A
Total .....	N/A	93 <sup>1</sup>	N/A	N/A
<b>Other civil:</b>				
Miscellaneous matters heard .....	N/A	398 <sup>1</sup>	N/A	N/A
Total civil .....	N/A	10,228 <sup>1</sup>	N/A	N/A
<b>Criminal:</b>				
<b>Felony/misdemeanor:</b>				
Criminal actions .....	N/A	2,042 <sup>1</sup>	N/A	N/A
<b>Other criminal:</b>				
Miscellaneous criminal matters heard .....	N/A	1,067 <sup>1</sup>	N/A	N/A
Total criminal .....	N/A	3,109 <sup>1</sup>	N/A	N/A
<b>Juvenile:</b>				
Total juvenile .....	N/A	810 <sup>1</sup>	N/A	N/A
<b>Grand total<sup>1</sup></b> .....	N/A	14,147 <sup>1</sup>	N/A	N/A

	Trial <sup>d</sup>		Total
	Jury	Non-jury	
<b>Civil:</b>			
<b>Law</b> .....	61 <sup>1</sup>	784 <sup>1</sup>	845 <sup>1</sup>
<b>Domestic relations:</b>			
Marriage dissolution .....	--	116 <sup>1</sup>	116 <sup>1</sup>
Total .....	61 <sup>1</sup>	900 <sup>1</sup>	961 <sup>1</sup>
<b>Criminal:</b>			
Felony/misdemeanor .....	75 <sup>1</sup>	508 <sup>1</sup>	583 <sup>1</sup>
Grand total .....	136 <sup>1</sup>	1,408 <sup>1</sup>	1,544 <sup>1</sup>

Boldface headings indicate the classifications used by the CSIM project.  
 N/A = This case type is handled by the court, but the data are unavailable.  
 -- = Not applicable.

<sup>c</sup>Judge information:  
 The second district has 7 judges and is located in Washoe County (Carson City and Reno). Data were available only for only this district.  
 There are a total of 25 judges in the 9 districts statewide.

<sup>d</sup>Case definition or unit of count:  
 A civil case is counted with the filing of a petition or complaint.  
 The criminal case unit of count is the number of defendants on the information, indictment, or complaint.  
 A jury trial is counted if tried to verdict.  
 A non-jury trial is counted if tried to decision.

<sup>1</sup>Data are not complete:  
 Data were available for only one district: the second district (Washoe County). This county contains approximately one-third of the total state population.

Source: Unpublished data supplied by the clerk of the 2nd District Court. Statistics are taken from the unpublished data except that totals were computed where necessary.

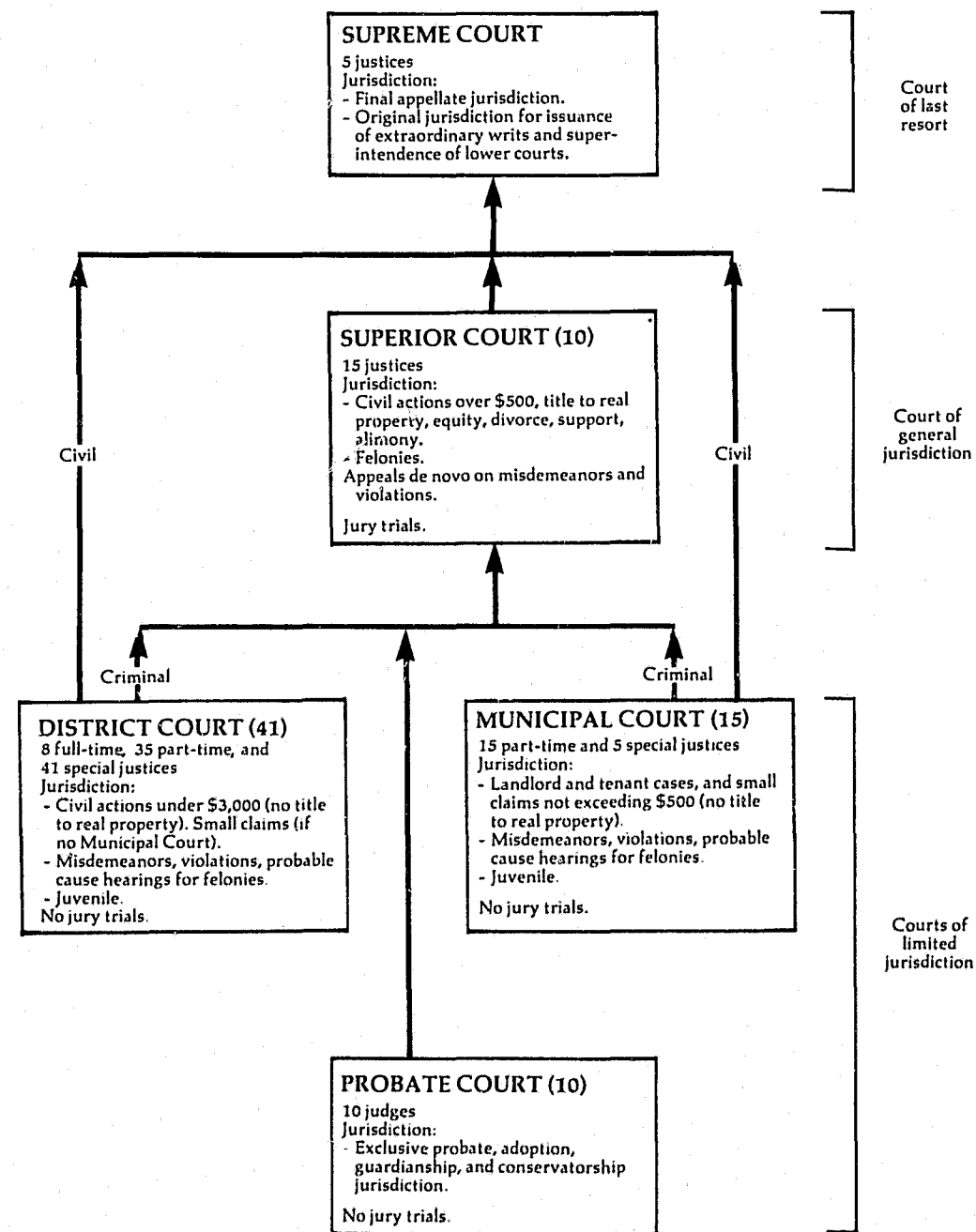
NEVADA JUSTICE COURT  
 Court of limited jurisdiction  
 54 courts, 54 justices of the peace  
 January 1, 1979 to December 31, 1979

There were no data available for cases handled in the Justice Court for 1979.

NEVADA MUNICIPAL COURT  
 Court of limited jurisdiction  
 15 courts, 15 judges  
 January 1, 1979 to December 31, 1979

There were no data available for cases handled in the Municipal Court for 1979.

### NEW HAMPSHIRE COURT SYSTEM, 1979



↑ Indicates route of appeal.

#### NEW HAMPSHIRE SUPREME COURT Court of last resort 5 justices July 1, 1978 to June 30, 1979

	Beginning pending	Filed	Disposed	End pending
<b>Cases:</b>				
<b>Appeals:</b>				
Civil and criminal .....	X	236	X	X
Appeal of administrative agency case .....	X	21	X	X
Total appeals .....	X	257	X	X
<b>Other cases:</b>				
<b>Original proceedings:</b>				
Original jurisdiction .....	X	30	X	X
Certification of questions under Rule 20 .....	X	1	X	X
Total .....	X	31	X	X
Advisory opinions .....	X	5	X	X
Total .....	X	36	X	X
Requests to appeal .....	X		X	X
Total other cases .....	X	36	X	X
<b>Total cases .....</b>	<b>155<sup>f</sup></b>	<b>293</b>	<b>303</b>	<b>145</b>
<b>Manner of disposition</b>				
By opinion .....	224			

Boldface headings indicate the classifications used by the CSIM project.  
 Blank space = Not enough information is known. The case category may or may not be handled by the court.  
 X = The data for this case type are known to be included in the total but were not available by category.

<sup>f</sup>Beginning pending figure for the 1979 court year does not equal the end pending figure for the 1978 court year: The court changed its reporting period between 1978 and 1979. The figures given as beginning pending for 1979 reflect an inventory of cases for a different date than that used for the figures given as pending at the end of the 1978 court year.

Source: Chairman, Judicial Council, Eighteenth Biennial Report of the Judicial Council of the State of New Hampshire covering periods July 1, 1978-June 30, 1979, and July 1, 1979-June 30, 1980 (Concord, New Hampshire: 1980). Statistics are from the biennial report except that totals have been computed where necessary.



NEW HAMPSHIRE SUPERIOR COURT  
Court of general jurisdiction  
10 courts, 15 justices  
July 1, 1978 to June 31, 1979

	Beginning pending	Filed	Disposed	End pending
<b>Civil:</b>				
<b>Law:</b>				
Civil .....	X	6,473	5,777 <sup>h</sup>	X
<b>Equity:</b>				
Equity brought forward <sup>j</sup> .....	X	11,991 <sup>j</sup>	16	X
<b>Domestic relations:</b>				
<b>Marriage dissolution:</b>				
Marital cases .....	X	(j)	5,526	X
Marital cases brought forward for further orders .....	X	(j)	3,294	X
Total .....	X	(j)	8,820	X
<b>Other domestic relations:</b>				
Other equity/marital .....	X	(j)	3,341	X
Total .....	X	(j)	12,161	X
<b>Total civil</b> .....	21,004 <sup>fh</sup>	18,464	17,954	21,511
<b>Criminal:</b>				
<b>Felony/misdemeanor:</b>				
Indictments .....	X	3,056	2,482 <sup>l</sup>	X
Informations .....	X	380	269 <sup>l</sup>	X
Cases brought forward for further orders .....	X	--	576 <sup>l</sup>	X
Total .....	X	3,436	3,327 <sup>l</sup>	X
Appeal .....	X	2,706	3,642 <sup>l</sup>	X
<b>Total criminal</b> .....	7,056 <sup>fh</sup>	6,142	7,724	5,474 <sup>h</sup>
<b>Grand total</b> .....	28,060 <sup>fh</sup>	24,606	25,678	26,985

	Trial <sup>d</sup>			Civil and criminal dispositions
	Jury	Non-jury	Total	
<b>Civil:</b>				
Law .....	X	X	X	Guilty plea .....
Equity .....	X	X	X	Not possessed .....
Domestic relations .....	--	X	X	Dismissed .....
Appeal .....	X	X	X	Defaulted .....
Total .....	X	X	X	Other .....
Criminal .....	X	X	X	Other hearings .....
<b>Grand total</b> .....	468	2,310	2,778	2,717

Boldface headings indicate the classifications used by the CSIM project.  
N/A = This case type is handled by the court but the data are not available.  
X = The data for this case type are known to be included in the total but were not available by category.  
-- = Not applicable.

<sup>d</sup>Case definition or unit of count:  
A civil case is not counted in the same way throughout the state.  
The criminal case unit of count is not consistent statewide.  
A trial is not counted in the same way throughout the state.  
<sup>f</sup>Beginning pending figure for the 1979 court year does not equal the end pending figure for the 1978 court year:  
Figures are as given in or as calculated from the data given in the biennial report.  
<sup>h</sup>Figure was computed:  
The number of civil law cases disposed in Strafford was estimated, using data given in the biennial report.  
Beginning pending figures were calculated from filing, disposition, and end pending figures given in the annual report.  
The number of criminal cases pending at the end of the year was calculated by subtracting the number of civil cases pending from the total number of cases pending at the end of the year given in the biennial report.  
<sup>l</sup>Data are not complete:  
Criminal disposition data provided by the court in Strafford County were not separated into case types. Data reported for the individual criminal case types are incomplete. However, the total number of criminal cases disposed are complete.  
<sup>j</sup>Explanation of data included in the category:  
The equity cases filed figure includes domestic relations filing figures.

Source: Chairman, Judicial Council, Eighteenth Biennial Report of the Judicial Council of the State of New Hampshire covering periods July 1, 1978-June 30, 1979, and July 1, 1979-June 30, 1980 (Concord, New Hampshire: 1980). Statistics are from the biennial report except that totals have been computed where necessary.

NEW HAMPSHIRE DISTRICT COURT<sup>k</sup>  
Court of limited jurisdiction  
41 courts: 8 full-time, 35 part-time, and 41 special justices  
July 1, 1978 to June 30, 1979

	Beginning pending	Filed	Disposed	End pending
<b>Civil:</b>				
Small claims .....	N/A	26,130	N/A	N/A
<b>Real property rights:</b>				
Landlord and tenant .....	N/A	2,123	N/A	N/A
<b>Extraordinary writ:</b>				
Writs .....	N/A	5,284	N/A	N/A
<b>Total civil</b> .....	N/A	33,537	N/A	N/A
<b>Criminal:</b>				
Misdemeanor .....	N/A	32,472	N/A	N/A
<b>Preliminary hearing:</b>				
Felonies .....	N/A	3,547	N/A	N/A
<b>Total criminal</b> .....	N/A	36,019	N/A	N/A
<b>Traffic:</b>				
<b>Other traffic violation:</b>				
Violations (including traffic violations) .....	N/A	164,854	N/A	N/A
<b>Total traffic</b> .....	N/A	164,854	N/A	N/A
<b>Juvenile:</b>				
<b>Criminal-type offense:</b>				
Delinquent children .....	N/A	5,690	N/A	N/A
<b>Status offense:</b>				
Children in need of supervision .....	N/A	599	N/A	N/A
<b>Non-offense:</b>				
Abused/neglected children .....	N/A	518	N/A	N/A
<b>Total juvenile</b> .....	N/A	6,807	N/A	N/A
<b>Grand total</b> .....	N/A	241,217	N/A	N/A

Boldface headings indicate the classifications used by the CSIM project.  
N/A = This case type is handled by the court, but the data are unavailable.

<sup>d</sup>Case definition or unit of count:  
A civil case is not counted in the same way throughout the state.  
The criminal case unit of count is not consistent statewide.  
<sup>k</sup>Additional information:  
Data for six court locations were estimated.

Source: Chairman, Judicial Council, Eighteenth Biennial Report of the Judicial Council of the State of New Hampshire covering periods July 1, 1978-June 30, 1979, and July 1, 1979-June 30, 1980 (Concord, New Hampshire: 1980). Statistics are from the biennial report except that totals have been computed where necessary.

NEW HAMPSHIRE PROBATE COURT  
Court of limited jurisdiction  
10 courts, 10 judges  
July 1, 1978 to June 30, 1979

	Beginning pending	Filed	Disposed	End pending
<b>Civil:</b>				
<b>Domestic relations:</b>				
Adoption .....	N/A	753	N/A	N/A
<b>Other domestic relations:</b>				
Marriage waivers granted .....	N/A	1,746	N/A	N/A
Termination of parental rights .....	N/A	128	N/A	N/A
Relinquishment of parental rights .....	N/A	153	N/A	N/A
Other .....	N/A	7	N/A	N/A
Total .....	N/A	2,034	N/A	N/A
Total .....	N/A	2,787	N/A	N/A
<b>Estate:</b>				
<b>Probate/wills/intestate:</b>				
Will allowed .....	N/A	2,827	N/A	N/A
Will authenticity .....	N/A	219	N/A	N/A
Administrations allowed .....	N/A	1,195	N/A	N/A
Voluntary administrations .....	N/A	549	N/A	N/A
Inheritance tax .....	N/A	28	N/A	N/A
Total .....	N/A	4,818	N/A	N/A
<b>Guardianship/conservatorship/trusteeship:</b>				
Guardians appointed .....	N/A	628	N/A	N/A
Conservators appointed .....	N/A	139	N/A	N/A
Trustees appointed .....	N/A	162	N/A	N/A
Accounts allowed .....	N/A	6,781	N/A	N/A
Total .....	N/A	7,710	N/A	N/A
<b>Other estate:</b>				
Death certificate .....	N/A	119	N/A	N/A
Inquisitions .....	N/A	350	N/A	N/A
Total .....	N/A	469	N/A	N/A
Total .....	N/A	12,997	N/A	N/A
<b>Mental health:</b>				
Involuntary commitments .....	N/A	164	N/A	N/A
<b>Other civil:</b>				
Change of name .....	N/A	522	N/A	N/A
Total civil .....	N/A	16,470	N/A	N/A
Grand total .....	N/A	16,470	N/A	N/A

Boldface headings indicate the classifications used by the CSIM project.  
N/A = This case type is handled by the court, but the data are unavailable.

<sup>d</sup>Case definition or unit of count:  
A civil case is not counted in the same way throughout the state.

Sources: Chairman, Judicial Council, Eighteenth Biennial Report of the Judicial Council of the State of New Hampshire covering periods July 1, 1978-June 30, 1979, and July 1, 1979-June 30, 1980 (Concord, New Hampshire: 1980). Statistics are from the biennial report except that totals have been computed where necessary.

NEW HAMPSHIRE MUNICIPAL COURT  
Court of limited jurisdiction  
15 courts: 15 part-time and 5 special justices  
July 1, 1978 to June 30, 1979

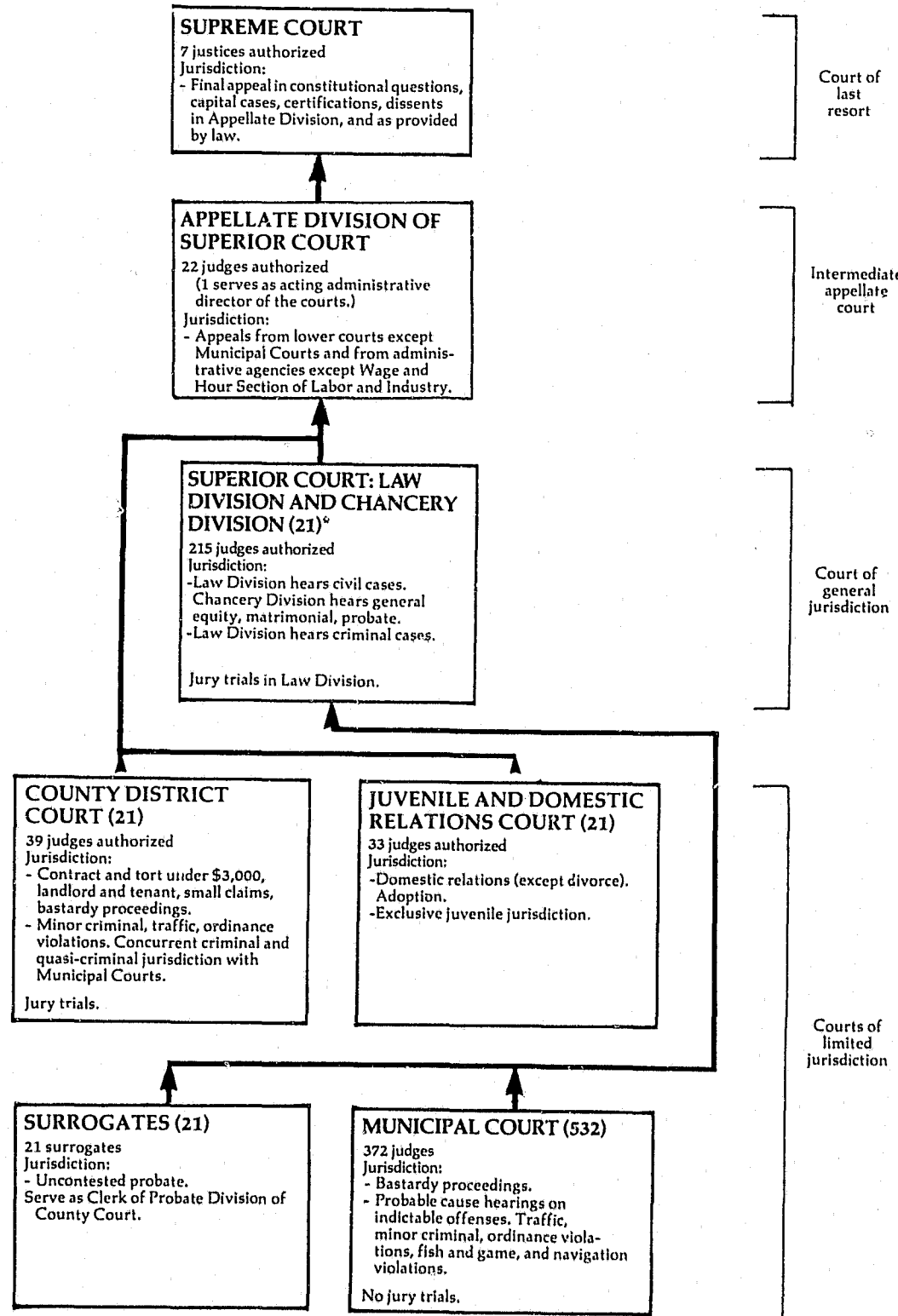
	Beginning pending	Filed	Disposed	End pending
<b>Civil:</b>				
Small claims .....	N/A	666	N/A	N/A
<b>Real property rights:</b>				
Landlord and tenant .....	N/A	18	N/A	N/A
<b>Extraordinary writs:</b>				
Writs .....	N/A	6	N/A	N/A
Total civil .....	N/A	690	N/A	N/A
<b>Criminal:</b>				
Misdemeanor .....	N/A	992	N/A	N/A
<b>Preliminary hearing:</b>				
Felonies .....	N/A	102	N/A	N/A
Total criminal .....	N/A	1,094	N/A	N/A
<b>Traffic:</b>				
<b>Other traffic violation:</b>				
Violations (including traffic violations) .....	N/A	7,128	N/A	N/A
Total traffic .....	N/A	7,128	N/A	N/A
<b>Juvenile:</b>				
<b>Criminal-type offense:</b>				
Delinquent children .....	N/A	139	N/A	N/A
<b>Status offense:</b>				
Children in need of supervision .....	N/A	31	N/A	N/A
<b>Non-offense:</b>				
Abused/neglected children .....	N/A	11	N/A	N/A
Total juvenile .....	N/A	181	N/A	N/A
Grand total .....	N/A	9,093	N/A	N/A

Boldface headings indicate the classifications used by the CSIM project.  
N/A = This case type is handled by the court, but the data are unavailable.

<sup>d</sup>Case definition or unit of count:  
A civil case is not counted in the same way throughout the state.  
The criminal case unit of count is not consistent statewide.

Source: Chairman, Judicial Council, Seventeenth Biennial Report of the Judicial Council of the State of New Hampshire covering periods July 1, 1978-June 30, 1979, and July 1, 1979-June 30, 1980 (Concord, New Hampshire: 1980). Statistics are from the biennial report except that totals have been computed where necessary.

NEW JERSEY COURT SYSTEM, 1979



↑ Indicates route of appeal.

\*The County Court was merged with the Superior Court on December 7, 1978.

NEW JERSEY SUPREME COURT  
Court of last resort  
7 justices  
September 1, 1978 to August 31, 1979

	Beginning pending	Filed	Disposed	End pending
<b>Cases:</b>				
<b>Appeals:</b>				
<b>Civil:</b>				
Civil categories .....	X	X ( X) <sup>e</sup>	95	X
Criminal .....	X	X ( X) <sup>e</sup>	46	X
<b>Appeals of administrative agency case:</b>				
State agencies or authorities .....	X	X ( X) <sup>e</sup>	42	X
Cases consolidated or disposed before argument .....	X	X ( X) <sup>e</sup>	60	X
Total appeals .....	151	71 (143) <sup>e</sup>	243	122
<b>Other cases:</b>				
<b>Original proceedings:</b>				
Disciplinary .....	32	84	94	22
<b>Requests to appeal<sup>j</sup>:</b>				
Petitions for certification .....	351	931	860 (115) <sup>e</sup>	307
Motion for direct certification .....	(j)	(j)	40 (12) <sup>e</sup>	(j)
Motions for leave to appeal .....	(j)	(j)	116 (16) <sup>e</sup>	(j)
Total .....	351 <sup>i</sup>	931 <sup>i</sup>	1,016 (143) <sup>e</sup>	307 <sup>i</sup>
Total other cases .....	383 <sup>i</sup>	1,015 <sup>i</sup>	1,110 (143) <sup>e</sup>	329 <sup>i</sup>
Total cases .....	534 <sup>i</sup>	1,086 <sup>i</sup> (143) <sup>e</sup>	1,353 (143) <sup>e</sup>	4519 <sup>i</sup>
<b>Other proceedings:</b>				
Rehearing requests .....	X	X	33	X
<b>Other matters:</b>				
Motions and other petitions .....	X	X	1,126	X
Total other proceedings .....	178 <sup>j</sup>	1,348 <sup>j</sup>	1,159	183 <sup>j</sup>
<b>Manner of disposition<sup>m</sup></b>				
Written opinion .....	93 <sup>m</sup>			
Per curiam .....	35			
<b>Disposition of appeals</b>				
Affirmed .....			59	
Reversed .....			48	
Modified .....			10	
Reversed and remanded .....			19	
Affirmed and reversed in part .....			6	
Remanded .....			5	
Dismissed after argument .....			15	
Dismissed before argument .....			53	
Remanded before argument .....			7	
Consolidated with certification ..			7	
Decided without argument .....			17	
<b>Age of pending caseload (8/31/79)</b>				
Under 2 months .....	20			
2 to 5 months .....	39			
5 to 8 months .....	29			
8 to 12 months .....	23			
12 to 14 months .....	6			
14 to 17 months .....	3			
17 to 20 months .....	2			
Over 20 months .....	0			
<b>Status of pending caseload (8/31/79)</b>				
Not yet perfected .....	22			
Perfected and ready for argument .....	93			
Held for further argument ..	1			
Argued but not decided .....	6			
<b>Time intervals (months/days)</b>				
Judgment below to notice of appeal or granting of certification .....	Mean 3/15	Median 3/01		
Notice of appeal or granting of certification to perfection .....	3/02	2/07		
Perfection to argument .....	3/22	4/03		
Argument to decision .....	4/07	3/17		
Notice of appeal or granting of certification to decision .....	11/01	9/27		
Perfection to decision .....	7/29	7/02		

Boldface headings indicate the classifications used by the CSIM project.  
N/A = This case type is handled by the court, but the data are unavailable.  
X = The data for this case type are known to be included in the total but were not available by category.

<sup>e</sup>Cases not included in the total to avoid double counting:  
Requests to appeal when granted are not counted as disposed until the resulting appeal is disposed; a new filing is not counted for the resulting appeal. These granted requests to appeal are the numbers appearing in parentheses.  
<sup>9</sup>Change in pending does not equal the difference between filings and dispositions:  
Figures are given in the annual report.  
<sup>i</sup>Data are not complete:  
Filing and pending data for motions for direct certification and motions for leave to appeal could not be separated from other motions and other petitions data. These numbers are not included in total requests to appeal, total other cases, or total cases filed or pending figures.  
<sup>j</sup>Explanation of data included in the category:  
Filing and pending figures for total other proceedings include motions for direct certification and motions for leave to appeal. Disposition data for these two categories are available separately and are listed on the appropriate lines under the requests to appeal heading above.  
<sup>m</sup>Information on disposition type or trial data:  
The 93 written opinions and 35 per curiam opinions disposed of 141 appeals and 14 disciplinary matters.  
There were also 26 concurring, 31 dissenting, and 8 concurring in part, dissenting in part opinions written.

Source: Administrative Director of the Courts, Annual Report 1978-79 (Trenton, New Jersey: 1980). Source of case data is available. Statistics are from the annual report except that totals have been computed where necessary.

NEW JERSEY APPELLATE DIVISION OF SUPERIOR COURT  
Intermediate appellate court  
21c Judges  
September 1, 1978 to August 31, 1979

Table with 5 columns: Cases, Beginning pending, Filed, Disposed, End pending. Rows include Appeals (Civil, Criminal, Administrative agency case), Other cases (Original proceedings, Requests to appeal), and Other proceedings (Rehearing requests, Motions and petitions).

Table with 3 main sections: Manner of disposition, Status of pending caseload (8/31/79), and Disposition of appeals. Includes sub-tables for Time interval (months/days) and Age of pending caseload (8/31/79).

Boldface headings indicate the classifications used by the CSIM project. Blank space = Not enough information is known. The case category may or may not be handled by the court. X = The data for this case type are known to be included in the total but were not available by category.

C Judge information:

There are 22 judges authorized in this court, but 1 judge served as the acting administrative director of the courts.

f Beginning pending figure for the 1979 court year does not equal the end pending figure for the 1978 court year:

Figures are as given in the annual report. Difference is due to adjustments made by the clerk of the court to the computerized docketing control system.

h Figure was computed:

Civil appeals filed were computed by subtracting the number of criminal appeals and appeals of administrative agency cases filed from the number of total appeals filed.

k Additional information:

Appeals of administrative agency cases include 43 criminal appeals from state administrative agencies that are not included under criminal appeals.

Total appeals filed and disposed include 12 certifications by the Supreme Court before calendaring by the Appellate Division.

l Special source or revision in the data:

Age of pending caseload data were provided by the administrative office of the courts during data verification.

m Information on disposition type or trial data:

There were also 5 concurring and 15 dissenting opinions filed. Transfers are cases transferred to the Supreme Court by certification. The 3,198 opinions disposed of 3,427 cases.

Source: Administrative Director of the Courts, Annual Report 1978-79 (Trenton, New Jersey: 1980). Source of case data is available. Statistics are from the annual report except that totals have been computed where necessary, and additional information was supplied by the administrative office of the courts during data verification.

NEW JERSEY SUPERIOR COURT (LAW DIVISION  
and CHANCERY DIVISION)<sup>a</sup>  
Court of general jurisdiction  
21 counties, 215 judges authorized  
September 1, 1978 to August 31, 1979

Table with 6 columns: Civil, Tort, Auto tort, Other tort, Equity, Domestic relations, Marriage dissolution, Adoption, Estate (County Court), Probate/wills/intestate, Guardianship/conservatorship/trusteeship, Other estate, Total civil, Criminal, Felony, Extraordinary writ, Postconviction relief, Total criminal, Grand total. Rows include various case categories and their counts.

Trial<sup>d</sup>

Table with 4 columns: Jury, Non-jury, Total. Rows include Civil (Tort, Domestic relations, Estate), Criminal (Felony), and Grand total.

Criminal dispositions

Table with 3 columns: Cases, Defendants. Rows include Felony (Jury trial, Non-jury trial, Total trial) and Extraordinary writ.

Civil dispositions

Table with 4 columns: In court (Contested, Uncontested), Settled, dismissed, or discontinued, Other. Rows include Tort, Domestic relations, Marriage dissolution, Estate.

**CONTINUED**

**4 OF 6**

	Time interval <sup>n</sup> (month/days)								
	Jury			Non-jury			All trial cases		
	Number	Mean	Median	Number	Mean	Median	Number	Mean	Median
<b>Tort:</b>									
Auto tort:									
Complaint to trial.....	165	25/19	24/11	6	26/29	24/12	171	25/21	24/11
Other tort:									
Complaint to trial.....	146	25/28	24/20	128	22/19	21/07	274	24/12	23/8
<b>Total:</b>									
Complaint to answer	311	2/27	1/26	134	2/18	1/13	445	2/24	1/22
Answer to pretrial .....	311	16/28	17/23	134	9/24	3/10	445	11/20	7/21
Pretrial to trial .....	311	9/04	6/29	134	8/9	3/27	445	8/16	5/21
Complaint to trial .....	311	25/23	24/14	134	22/25	21/07	445	24/27	23/24

Defendants for whom trials commenced

Defendants who retracted a plea of not guilty

Criminal:	Defendants for whom trials commenced						Defendants who retracted a plea of not guilty							
	Indictment or accusation to first plea		Not guilty plea to trial or guilty plea		Indictment or accusation to commencement of trial		Indictment or accusation to first plea		Not guilty plea to retraction		Indictment or accusation to retraction			
	Number	Mean	Median	Mean	Median	Mean	Median	Number	Mean	Median	Mean	Median		
Murder .....	12	2/ 4	0/15	9/ 8	5/ 4	11/12	6/10	11	0/13	0/10	2/10	2/21	2/23	3/ 6
Other .....	406	2/ 2	0/28	10/ 7	7/15	12/ 9	9/10	1,247	2/ 0	0/28	8/ 5	5/14	10/ 4	7/15
Total .....	418	2/ 2	0/28	10/ 6	7/15	12/ 8	9/ 6	1,258	1/29	0/28	8/ 3	5/13	10/ 2	7/13

Age of pending cases<sup>n</sup> (months)

	Auto tort	Other tort	Equity	Marriage dissolution	Estate <sup>n</sup>	Felony
Under 6 months .....	5,214	7,135	1,433	3,294	139	8,943
6+ to 12 months .....	7,598	9,114	1,048	2,295	46	5,579
12+ to 18 months ....	5,933	7,818	415	1,035	62	3,635
18+ to 24 months ....	3,605	4,651	119	364	(n)	2,247
24+ to 36 months ....	2,569	3,710	66	257	(n)	3,188
Over 36 months .....	218	430	48	67	(n)	5,800

**Boldface headings indicate the classifications used by the CSIM project.**  
 N/A = This casetype is handled by the court, but the data are unavailable.  
 X = The data for this case type are known to be included in the total but were not available by category.  
 -- = Not applicable.

- <sup>a</sup>Court information:  
The County Court was merged with the Superior Court on December 7, 1978 during this court year.
- <sup>d</sup>Case definition or unit of count:  
 A civil case is counted when it is placed on the calendar (has reached issue).  
 The criminal case unit of count is the number of informations or indictments.  
 A jury trial is counted when the first juror is drawn.  
 A non-jury trial is counted at the point when an opening statement or the introduction of any evidence occurs.
- <sup>f</sup>Beginning pending figure for the 1979 court year does not equal the end pending figure for the 1978 court year:  
This is because of recounts by the counties resulting from their periodic physical inventories and the discovery of other reporting errors by the counties during the course of the year.
- <sup>i</sup>Data are not complete:  
 Total pending figures for domestic relations include pending matrimonial and uncontested adoption cases. They do not include pending contested adoption cases.  
 Total disposed for domestic relations includes matrimonial and uncontested adoption cases, but not contested adoption cases.  
 Total civil and grand total trial data do not include estate cases.
- <sup>j</sup>Explanation of data included in the category:  
 Matrimonial includes divorce, maintenance, nullity, adoption, custody, matrimonial injunctions, and miscellaneous matrimonial.  
 Total civil figures include data for adoption (contested) and estate cases which could not be separated into the proper categories. There were 262 of these cases pending at the beginning of the court year, 562 disposed, and 247 pending at the end of the court year.
- <sup>k</sup>Additional information:  
 Of the 22,198 felony cases filed, 387 were reopened cases.  
 Of the 29,392 felony cases pending at the end of the court year, 6,156 were listed on inactive status, untriable for reasons beyond the control of the court or prosecutor. These include fugitives, John Does, and defendants incarcerated in another state.
- <sup>m</sup>Categories for disposition type or trial data:  
Civil trials do not include uncontested matrimonial cases.
- <sup>n</sup>Information on time interval or age of pending caseload data:  
 Time interval data are for cases in which trials commenced in the Law Division of the Superior Court during March 1979.  
 Age of pending data reflect active and inactive cases for equity, marriage dissolution, estate, and felony cases.  
 Age of pending cases data for auto tort and other tort cases are for active cases only. There were, in addition, 695 inactive other tort and 252 inactive auto tort cases.  
 The number of estate cases pending over 18 months is included in the 12+ to 18 months category.

Source: Administrative Director of the Courts, Annual Report 1978-79 (Trenton, New Jersey: 1980). Statistics are from the annual report except that totals have been computed where necessary.

NEW JERSEY COUNTY DISTRICT COURT  
 Court of limited jurisdiction  
 21 courts, 39 judges authorized  
 September 1, 1978 to August 31, 1979

	Beginning pending	Filed <sup>j</sup>	Disposed	End pending
<b>Civil:</b>				
<b>Tort:</b>				
Auto tort:				
Auto negligence .....	4,504 <sup>f</sup>	13,387	12,856	5,035
Other tort .....	1,624 <sup>f</sup>	4,736	4,629	1,731
Total .....	6,128 <sup>f</sup>	18,123	17,485	6,766
Contract .....	34,482 <sup>f</sup>	164,641	163,634	35,489
Small claims .....	6,743 <sup>f</sup>	42,247	40,669	8,321
<b>Real property rights:</b>				
Tenancy .....	4,151	106,661	102,868	7,944
Total civil .....	51,504 <sup>f</sup>	331,672	324,656	58,520
<b>Criminal:</b>				
Other criminal:				
Criminal <sup>j</sup> .....	N/A	4,371	4,265	N/A
Total criminal .....	N/A	4,371	4,265	N/A
<b>Traffic:</b>				
Parking:				
Parking cases .....	N/A	38,807	23,458	N/A
Other traffic violation:				
Moving traffic cases .....	N/A	38,121	34,832	N/A
Total traffic .....	N/A	76,928	58,290	N/A
Grand total .....	51,504 <sup>fi</sup>	412,971	387,211	58,520 <sup>i</sup>

Trial<sup>d</sup>

Criminal dispositions

Civil:	Trial <sup>d</sup>			Other criminal
	Jury	Non-jury	Total	
<b>Tort:</b>				
Auto tort .....	213	503	716	Convictions and guilty pleas in open court... 833
Other tort .....	95	331	426	Violations Bureau .....
Total .....	308	834	1,142	Dismissed after conditional discharge or pretrial intervention..... 127
Contract .....	226	3,191	3,417	Other dismissals and acquittals..... 339
Small claims .....	31	13,787	13,818	Referred to other court..... 1
Real property rights ...	8	36,970	36,978	Referred to county prosecutor .....
Total .....	573	54,782	55,355	989
<b>Criminal:</b>				
Other criminal .....	--	473	473	
Traffic .....	--	0	0	
Grand total .....	573	55,255	55,828	

Civil dispositions

	Tort			Contract	Small claims	Real property rights	Total
	Auto tort	Other tort	Total				
Judgments by default.....	4,939	1,415	6,354	104,554	6,278	12,229	129,415
Settled, dismissed, or discontinued, by dismissal of inactive cases .....	1,677	530	2,207	23,502	3,826	454	29,989
Before trial date.....	3,101	1,121	4,222	20,072	5,362	7,658	37,314
On trial date.....	2,022	941	2,963	9,939	10,393	45,371	68,666
Placed on inactive list or transferred ....	401	196	597	2,150	992	178	3,917

Traffic dispositions

	Other traffic violation		Total
	Parking	Other traffic violation	
Convictions and guilty pleas in open court .....	340	5,851	6,191
Violations Bureau .....	22,918	27,617	50,535
Dismissals and acquittals .....	200	1,359	1,559
Transferred to other court .....	0	5	5

Age of pending caseload (months)

Civil:	Under 6 months	6+ to 12 months	12+ to 18 months	18+ to 24 months	Over 24 months
	<b>Tort:</b>				
Auto tort .....	3,887	924	153	33	38
Other tort .....	1,305	344	63	8	11
Total .....	5,192	1,268	216	41	49
Contract .....	31,075	3,510	635	176	93
Small claims .....	7,465	695	118	20	23
Real property rights .....	7,941	3	0	0	0
Total .....	51,673	5,476	969	237	165

	Time interval data <sup>n</sup> (months/days)						Total		
	Jury			Non-jury			Total		
	Number of cases	Mean	Median	Number of cases	Mean	Median	Number of cases	Mean	Median
Complaint to trial:									
<b>Civil:</b>									
<b>Tort:</b>									
Auto tort .....	25	12/14	12/14	49	8/28	7/11	74	10/4	9/5
Other tort .....	10	11/27	12/08	29	7/22	7/08	39	8/24	7/26
Total .....	15	--	--	78	--	--	113	--	--
Contract .....	28	13/29	13/20	365	7/15	6/18	393	7/28	6/28
Total .....	63	13/01	12/15	443	7/20	6/27	506	8/10	7/09
Complaint to answer:									
<b>Civil<sup>n</sup></b> .....	63	2/07	1/03	443	1/19	1/02	506	1/22	1/02

Boldface headings indicate the classifications used by the CSIM project.  
 N/A = This case type is handled by the court, but the data are unavailable.  
 -- = Not applicable.

<sup>d</sup>Case definition or unit of count:

A civil case is counted with the filing of a petition or complaint.  
 The criminal case unit of count is the number of informations, indictments, or complaints.  
 A jury trial is counted when the first juror is drawn.  
 A non-jury trial is counted at the point when an opening statement or the introduction of any evidence occurs.

<sup>f</sup>Beginning pending figure for the 1979 court year does not equal the end pending figure for the 1978 court year:

Figures are as given in the annual report.

<sup>i</sup>Data are not complete:

Grand total pending figures do not include criminal or traffic cases.

<sup>j</sup>Explanation of data included in the category:

Filed includes all complaints filed or transferred from other courts or counties and inactive complaints restored to calendar.  
 Small claims include auto small claims cases and other small claims.  
 Criminal case complaints include indictable offenses referred to county prosecutors for indictment as well as minor criminal, disorderly persons, ordinance, fish and game, navigation, etc.

<sup>n</sup>Time interval or age of pending caseload data:

Time interval data are for all civil cases in which trials commenced during March 1979, excluding small claims and real property rights.

Source: Administrative Director of the Courts, Annual Report 1978-79 (Trenton, New Jersey: 1980). Statistics are from the annual reports except that totals have been computed where necessary.

NEW JERSEY JUVENILE AND DOMESTIC RELATIONS COURT  
 Court of limited jurisdiction  
 21 courts, 33 judges authorized  
 September 1, 1978 to August 31, 1979

	Beginning pending	Filed	Disposed	End pending
<b>Civil:</b>				
<b>Domestic relations:</b>				
Domestic relations and reciprocal support .....	7,035 <sup>f</sup>	80,878	80,619	7,294
Total civil .....	7,035 <sup>f</sup>	80,878	80,619	7,294
<b>Juvenile:</b>				
<b>Criminal-type offense:</b>				
Juvenile delinquent complaints .....	13,841 <sup>f</sup>	97,110	96,750	14,201
<b>Status offense:</b>				
Juvenile in need of supervision (JINS) .....	1,135 <sup>f</sup>	11,555	11,764	926
Total juvenile .....	14,976 <sup>f</sup>	108,665	108,514	15,127
Grand total .....	22,011 <sup>f</sup>	189,543	189,133	22,421

Age of pending caseload (months)

Hearings (dispositions) <sup>l</sup>	Civil			Juvenile	
	Domestic relations	Criminal-type offense	Status offense		
<b>Civil:</b>					
Domestic relations .....	68,028	Under 1 month .....	2,930	4,157	335
<b>Juvenile:</b>					
Delinquency and JINS .....	58,304 <sup>m</sup>	1 to 3 months .....	2,753	6,504	380
Total .....	126,332	Over 3 months .....	1,611	3,540	211
		3+ to 6 months .....	(n)	2,605	145
		Over 6 months .....	(n)	935	66

Boldface headings indicate the classifications used by the CSIM project.

<sup>d</sup>Case definition or unit of count:

A civil case is counted with the filing of a petition or complaint.

<sup>f</sup>Beginning pending figure for the 1979 court year does not equal the end pending figure for the 1978 court year:

This is because of recounts by the counties resulting from their periodic physical inventories and the discovery of other reporting errors by the counties during the course of the year.

<sup>l</sup>Special source or revision in the data:

Information on the number of hearings held was supplied by the administrative office of the courts during data verification.

<sup>m</sup>Information on trial or type of disposition data:

Of the 58,304 juvenile hearings, representation by counsel was mandatory at 33,525; it was not mandatory at the remaining 24,779.

<sup>n</sup>Information on time interval or age of pending caseload data:

The domestic relations cases pending 3+ to 6 months and over 6 months are included in the over 3 months category.

Source: Administrative Director of the Courts, Annual Report 1978-79 (Trenton, New Jersey: 1980). Statistics are from the annual report except that totals have been computed where necessary, and additional information was supplied by the administrative office of the courts during data verification.

NEW JERSEY MUNICIPAL COURT  
Court of limited jurisdiction  
532 courts, 372 judges  
September 1, 1978 to August 31, 1979

	Beginning pending	Filed	Disposed	End pending
<b>Criminal<sup>d</sup>:</b>				
<b>Other criminal:</b>				
Criminal <sup>j</sup> .....	N/A	361,173 <sup>j</sup>	317,517	N/A
Total criminal .....	N/A	361,173 <sup>j</sup>	317,517	N/A
<b>Traffic:</b>				
<b>Parking:</b>				
Parking cases .....	N/A	2,638,301	1,968,447	N/A
<b>Other traffic violation:</b>				
Moving traffic cases .....	N/A	1,219,480	1,138,605	N/A
Total traffic .....	N/A	3,857,781	3,107,052	N/A
Grand total .....	N/A	4,218,954	3,424,569	N/A

Non-jury trial <sup>d</sup>		Criminal dispositions		
Criminal (other criminal) ....	2,656	Convictions and guilty pleas in open court..	115,894	Other criminal
Traffic .....	0	Violations Bureau .....	22,189	
Grand total .....	2,656	Dismissal after conditional discharge and pretrial intervention .....	10,795	
		Other dismissals and acquittals .....	93,386	
		Referred to other court .....	3,526	
		Referred to county prosecutor .....	69,071	
		<b>Traffic dispositions</b>		
		<b>Parking</b>	<b>Other traffic violation</b>	<b>Total</b>
		Convictions and guilty pleas in open court..	307,668	387,753
		Violations Bureau .....	763,672	2,617,681
		Dismissals and acquittals .....	66,367	100,683
		Referred to other court .....	37	935

Boldface headings indicate the classifications used by the CSIM project.  
N/A = This case type is handled by the court, but the data are unavailable.

<sup>d</sup>Case definition or unit of count:  
The criminal case unit of count is the number of informations, indictments, or complaints.  
A non-jury trial is counted at the point when an opening statement or the introduction of any evidence occurs.

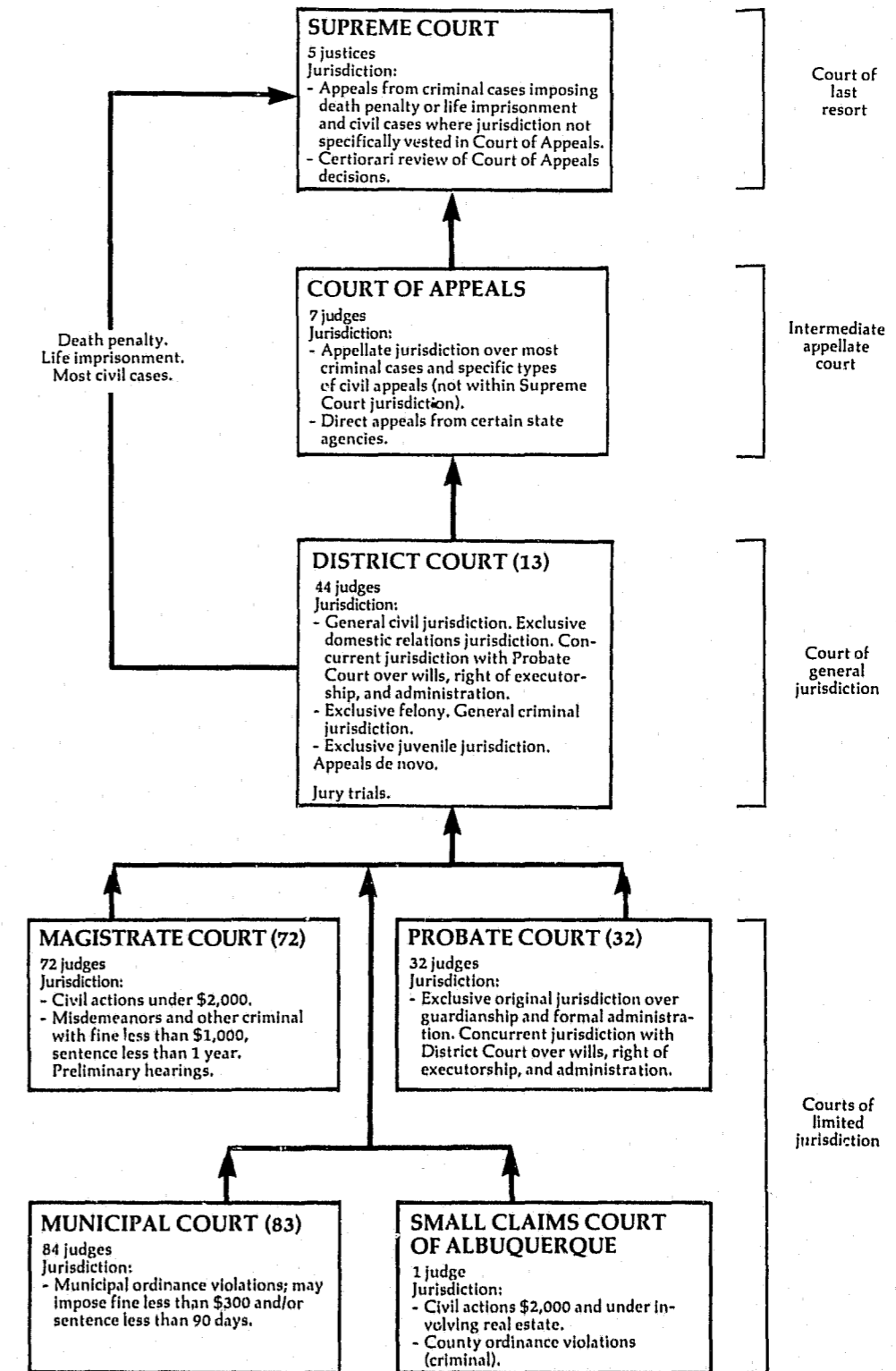
<sup>j</sup>Explanation of data included in the category:  
Criminal case complaints include indictable offenses referred to county prosecutors for indictment as well as minor criminal, disorderly persons, ordinance, fish and game, navigation, etc.

Source: Proceedings in the Municipal Courts, September 1, 1978-August 31, 1979 (Trenton, New Jersey: 1980). Statistics are from the annual report except that totals have been computed where necessary.

NEW JERSEY SURROGATES  
21 counties, 21 surrogates  
September 1, 1978 to August 31, 1979

No data were supplied for the surrogates because they handle only uncontested probate matters and serve as the clerks of the probate divisions of County Courts.

NEW MEXICO COURT SYSTEM, 1979



↑ Indicates route of appeal.



NEW MEXICO SUPREME COURT  
Court of last resort  
5 justices  
January 1, 1979 to December 31, 1979

	Beginning pending	Filed	Disposed	End pending
<b>Cases:</b>				
<b>Appeals:</b>				
Civil .....	X	206 (X) <sup>e</sup>	X	
Criminal .....	X	28 (X) <sup>e</sup>	X	X
Reinstated cases .....	X	0	X	X
Total appeals .....	X	234 (22) <sup>e</sup>	255	X
<b>Other cases:</b>				
<b>Original proceedings:</b>				
<b>Original jurisdiction:</b>				
Habeas corpus .....	X	94j	96j	X
Mandamus .....	X	27	26	X
Prohibition .....	X	59	54	X
Removal from corporation commission .....	X	1	0	X
Superintending control .....	X	7	8	X
Rule 32 election challenge .....	X	0	0	X
Quo Warranto .....	X	0	0	X
Criminal contempt .....	X	1	0	X
Other .....	X	4	0	X
Total .....	X	193j	198j	X
<b>Disciplinary matter:</b>				
Judicial standards commission (removal of judge) .....	X	2	2	X
Suspension of attorneys .....	X	2	2	X
Disciplinary .....	X	2	4	X
Total .....	X	6	8	X
Total .....	X	199j	206j	X
<b>Requests to appeal:</b>				
Certiorari .....	X	182	144 (22) <sup>e</sup>	X
Total other cases .....	X	381j	350j (22) <sup>e</sup>	X
<b>Total cases .....</b>	<b>197</b>	<b>615j (22)<sup>e</sup></b>	<b>605j (22)<sup>e</sup></b>	<b>207</b>
<b>Other proceedings:</b>				
<b>Other matters:</b>				
Rule 37 motionsj .....	0	337	337	0
Rule 41 motionsj .....	0	2	2	0
Rule 46 motionsj .....	0	33	33	0
Rule 60 motionsj .....	0	17	17	0
Total .....	0	389	389	0
<b>Total other proceedings .....</b>	<b>0</b>	<b>389</b>	<b>389</b>	<b>0</b>

**Manner of disposition**

Written opinion .....	195
Per curiam .....	2
Dismissal/withdrawal .....	50
Transfer .....	8

**Disposition of appeals**

<b>By opinion:</b>	
Affirmed .....	118
Reversed .....	54
Affirmed in part, reversed in part .....	11
Remanded .....	4
Dismissed with opinion .....	1
Denied petition .....	2
Writ quashed .....	2
Reversed trial court .....	1
Set aside contempt citation .....	1
Awarded attorneys fees .....	1
Awarded costs .....	1
Answered question in the negative .....	1

**Time interval data (average days)**

From notice of appeal to transcription <sup>n</sup> .....	93.6
From transcription to issue .....	82.5
From issue to submission .....	59.0
From submission to opinion/decision .....	74.8
From issue to opinion/decision .....	135.8

**Status of pending caseload (12/31/79)**

Not at issue .....	96
At issue--not set for oral argument ...	27
Previously submitted .....	84

**Disposition of other cases**

	Original proceedings			Requests to appeal
	Original jurisdiction	Disciplinary	Total	
Granted .....	0	--	0	22
Denied .....	56	--	56	127
Quashed .....	18	--	18	17
Made permanent .....	23	--	23	--
Dismissed .....	1	--	1	--
Motion for leave to file petition late--denied ..	0	--	0	--
Case reinstated--writ made permanent .....	0	--	0	--
Case reinstated on mandate--peremptory writ .....	0	--	0	--
Closed by orders .....	84	--	84	--
Suspension of attorneys .....	--	2	2	--
Disciplinary .....	--	4	4	--
Removal of judge .....	--	2	2	--
Withdrawn .....	3	0	3	0

Boldface headings indicate the classifications used by the CSIM project.  
X = The data for this case type are known to be included in the total but were not available by category.  
-- = Not applicable.

<sup>e</sup>Cases not included in the total to avoid double counting:  
Certiorari cases granted are not counted as disposed until the resulting appeals are disposed; new filings are not counted for the resulting appeals. These granted certiorari cases are the numbers appearing in parentheses.

<sup>j</sup>Explanation of data included in the category:  
Habeas corpus filed includes 10 original habeas corpus cases and 84 cases from habeas corpus dockets. Habeas corpus disposed includes 12 original habeas corpus cases and 84 from the habeas corpus docket.  
Rule 37 motions are prosecutors' motions for extension of time in District Court.  
Rule 41 of the Rules of Criminal Procedure for Magistrates Court is a motion for extension of time.  
Rule 46 motions are respondent's motions for time limits on adjudicatory hearings.  
Rule 60 motions are children's court matters to expand the time limit for commencement of adjudicatory hearings.

<sup>n</sup>Information on time interval or age of pending data:  
No table was prepared on notice of appeal to docketing since counsel only has 30 days to file a skeleton transcript after filing of the notice of appeal.

Source: Judicial Department of the State of New Mexico, Annual Report, 1979 (Santa Fe, New Mexico: 1980). Statistics are from the annual report except that totals have been computed where necessary.

NEW MEXICO COURT OF APPEALS  
Intermediate appellate court  
7 Judges  
January 1, 1979 to December 31, 1979

	Beginning pending	Filed	Disposed	End pending
<b>Cases:</b>				
<b>Appeals:</b>				
Civil	X	239	X	X
Criminal and juvenile	X	252	X	X
Appeal of administrative agency case	X	26	X	X
Other appeals:				
Reinstated cases	X	0	X	X
Total appeals	288 <sup>f</sup>	517	509	2999
<b>Other cases:</b>				
Original proceedings				
Requests to appeal				
Total other cases				
<b>Total cases</b>	<b>288<sup>f</sup></b>	<b>517</b>	<b>509</b>	<b>2999</b>
<b>Other proceedings:</b>				
Rehearing requests	0	57	57	0
Other matters:				
Motions	0	647	647	0
Total other proceedings	0	704	704	0

Disposition of appeals

Manner of disposition	Civil and administrative	Criminal and juvenile	Interlocutory appeals
Formal opinion	183	140	--
Memorandum decision	199	51	--
Transfer	14	5	--
By order	111	10	--
Certification to Supreme Court	2	0	--
Affirmed	109	140	--
Reversed	56	51	--
Dismissed	2	5	--
Affirmed in part, reversed in part	9	10	--
Quashed	0	0	--
Granted	--	--	14
Denied	--	--	37
Transferred to Supreme Court	0	0	5

Time interval data<sup>n</sup> (average days)

	Civil			Criminal and juvenile			Administrative agency			Total cases
	Tort	Inter-locutory appeals	Other	Summary calendar	Other calendar	Total	Adminis-trative appeals	Workmen's compen-sation	Total	
Number of cases	85	11	21	45	138	183	25	35	60	360
Notice of appeal in district court to decision:										
Notice of appeal in district court to answer brief filed:										
Notice of appeal in district court to transcript filed	104	36	91	95	--	--	48	94	75	--
Transcript filed to brief in chief filed	41	20	33	38	--	--	37	36	36	--
Brief in chief filed to answer brief filed	36	18	34	34	--	--	39	32	35	--
Notice of appeal to answer brief filed	181	74	158	167	--	--	124	162	146	--
Answer brief filed to decision	247	60	226	226	--	--	244	127	176	--
Notice of appeal to decision	428	134	384	393	45	260	207	368	289	287
Decision to mandate	24	22	25	24	22	21	21	24	22	22

Boldface headings indicate the classifications used by the CSIM project.  
Blank space = Not enough information is known. The case category may or may not be handled by the court.  
X = The data for this case type are known to be included in the total but were not available by category.  
-- = Not applicable.

<sup>f</sup>Beginning pending figure for the 1979 court year does not equal the end pending figure for the 1978 court year:

Figures are as given in the annual report.  
<sup>g</sup>Change in pending does not equal the difference between filings and dispositions:  
Figures are as given in the annual report.

<sup>n</sup>Information on age of pending or time interval data:  
Cases included in the time interval chart do not include dismissed, denied, docket and affirm, transferred to/from the Supreme Court, or those cases determined to be atypical as a result of severe problems or delays (e.g. reinstated cases).  
Time interval figures given in the Annual Report were rounded to the nearest whole number for inclusion in this table.

Source: Judicial Department of the State of New Mexico, Annual Report, 1979 (Santa Fe, New Mexico: 1980). Statistics are from the annual report except that totals have been computed where necessary.

NEW MEXICO DISTRICT COURT  
Court of general jurisdiction  
13 districts, 44 judges  
January 1, 1979 to December 31, 1979

	Beginning pending	Filed	Disposed	End pending
<b>Civil:</b>				
Domestic relations	6,691	18,236	17,452	7,249
Other civil	18,469	25,833	22,714	21,559
Total civil	25,160	44,069	40,166	28,808
<b>Criminal:</b>				
<b>Felony/misdemeanor:</b>				
Criminal	2,597	5,289	5,029	2,864
Total criminal	2,597	5,289	5,029	2,864
<b>Juvenile:</b>				
Total juvenile	1,632	4,159	3,644	2,024
<b>Grand total</b>	<b>29,389</b>	<b>53,517</b>	<b>48,839</b>	<b>33,696</b>

Boldface headings indicate the classifications used by the CSIM project.  
N/A = This case type is handled by the court, but the data are unavailable.

<sup>d</sup>Case definition or unit of count:

A civil case is counted with the filing of a petition or complaint.  
The criminal case unit of count is the number of defendants on the information, indictment, or complaint.

A jury trial is counted when the jury is impaneled.

<sup>f</sup>Beginning pending figure for the 1979 court year does not equal the end pending figure for the 1978 court year:  
Pending figures reflect adjustments made following an inventory conducted during 1979.

Source: Judicial department of the State of New Mexico, Annual Report, 1979 (Santa Fe, New Mexico: 1980). Statistics are from the annual report.

NEW MEXICO MAGISTRATE COURT  
Court of limited jurisdiction  
72 courts, 72 judges  
January 1, 1979 to December 31, 1979

	Beginning pending	Filed	Disposed	End pending
<b>Civil:</b>				
<b>Law:</b>				
Civil	N/A	15,294	N/A	N/A
Total civil	N/A	15,294	N/A	N/A
<b>Criminal:</b>				
<b>Misdemeanor:</b>				
Non-traffic	N/A	13,096	N/A	N/A
<b>Preliminary hearing:</b>				
Felony	N/A	8,843	N/A	N/A
<b>Other criminal:</b>				
Failure to pay penalty assessed	N/A	10,191	N/A	N/A
Total criminal	N/A	32,130	N/A	N/A
<b>Traffic:</b>				
DWI/DUI	N/A	3,867	N/A	N/A
<b>Other traffic violation:</b>				
Traffic	N/A	70,935	N/A	N/A
Total traffic	N/A	74,802	N/A	N/A
<b>Grand total</b>	<b>N/A</b>	<b>122,226</b>	<b>N/A</b>	<b>N/A</b>

Boldface headings indicate the classifications used by the CSIM project.  
N/A = This case type is handled by the court, but the data are unavailable.

<sup>d</sup>Case definition or unit of count:

A civil case is counted with the filing of a petition or complaint.  
The criminal case unit of count is the number of indictments or complaints.

Source: Judicial Department of the State of New Mexico, Annual Report, 1979 (Santa Fe, New Mexico: 1979). Statistics are from the annual report except that totals have been computed where necessary.

**NEW MEXICO PROBATE COURT**  
 Court of limited jurisdiction  
 32 courts, 32 judges  
 January 1, 1979 to December 31, 1979

There were no data available for cases handled in the Probate Court for 1979.

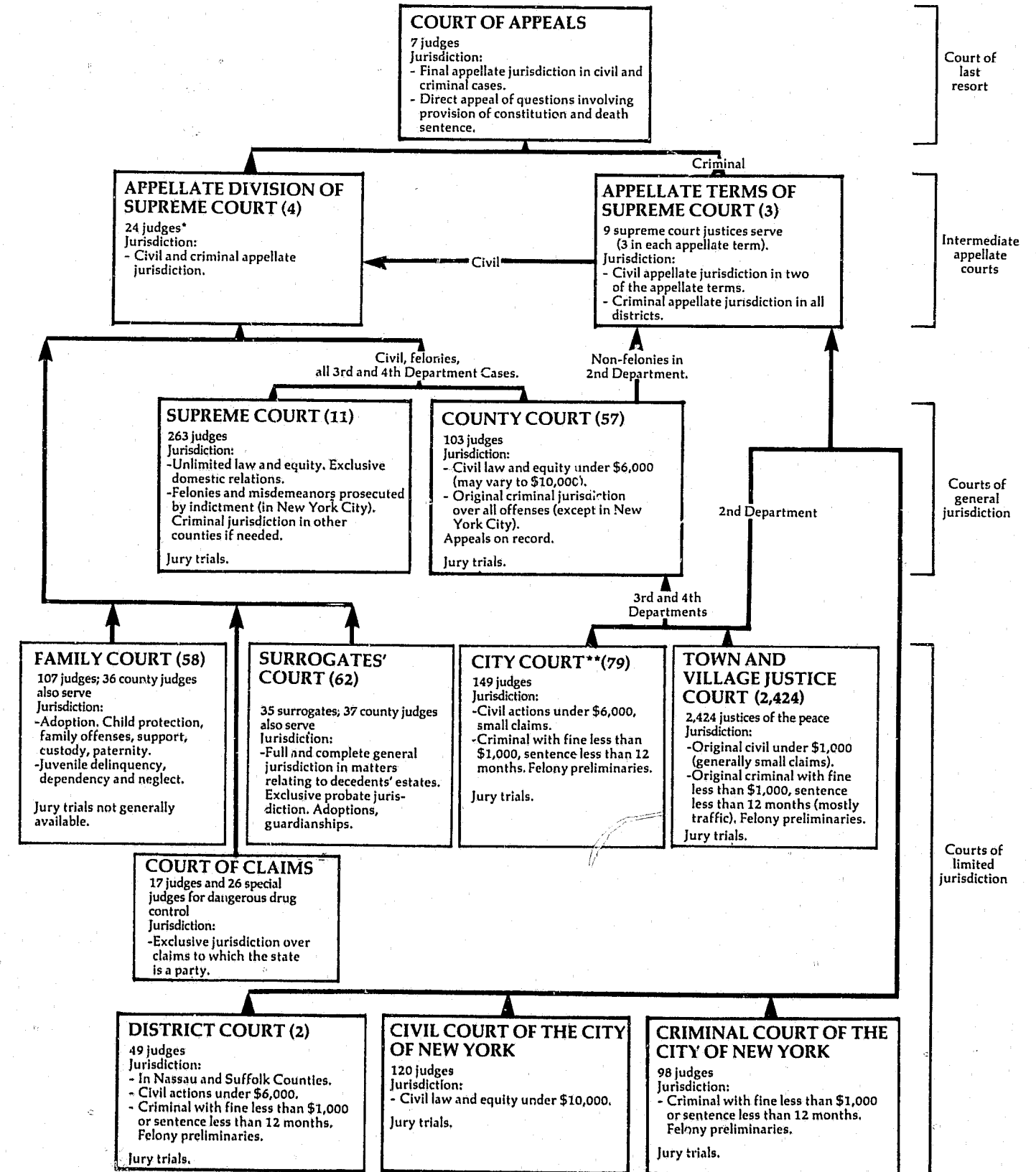
**NEW MEXICO MUNICIPAL COURT**  
 Court of limited jurisdiction  
 83 courts, 84 judges  
 January 1, 1979 to December 31, 1979

There were no data available for cases handled in the Municipal Court for 1979.

**SMALL CLAIMS COURT OF ALBUQUERQUE, NEW MEXICO**  
 Court of limited jurisdiction  
 1 court, 1 judge  
 January 1, 1979 to December 31, 1979

There were no data available for cases handled in the Small Claims Court for 1979.

**NEW YORK COURT SYSTEM, 1979**



↑ Indicates route of appeal  
 \*Nine justices and 12 certified retired justices were certified to the Appellate Division of the Supreme Court.  
 \*\*Included are the city courts, justice courts, police courts, and recorder's courts.

NEW YORK COURT OF APPEALS  
Court of last resort  
7 judges  
January 1, 1979 to December 31, 1979

	Beginning pending	Filed	Disposed	End pending
<b>Cases:</b>				
<b>Appeals:</b>				
Civil .....	N/A	X (N/A) <sup>e</sup>	423	N/A
Criminal .....	N/A	X (97) <sup>e</sup>	147	N/A
Total appeals .....	N/A	645 (97) <sup>ei</sup>	570	N/A
<b>Other cases:</b>				
Original proceedings .....				
Requests to appeal:				
Civil .....	N/A	N/A	N/A (N/A) <sup>e</sup>	N/A
Criminal:				
Application for leave to appeal .....	N/A	1,740	1,530 (97) <sup>e</sup>	N/A
Other motions .....	N/A	N/A	N/A	N/A
Total .....	N/A	1,740 <sup>i</sup>	1,530 <sup>i</sup> (97) <sup>ei</sup>	N/A
Total other cases .....	N/A	1,740 <sup>i</sup>	1,530 <sup>i</sup> (97) <sup>ei</sup>	N/A
<b>Total cases .....</b>	<b>N/A</b>	<b>2,385<sup>i</sup> (97)<sup>ei</sup></b>	<b>2,100<sup>i</sup> (97)<sup>ei</sup></b>	<b>N/A</b>

Manner of disposition <sup>m</sup>	Disposition of appeals		
	Civil	Criminal	Total
Written opinion .....	163	268	350
Per curiam .....	21	102	157
Memorandum .....	240	29	35
		24	28
		0	0

Boldface headings indicate the classifications used by the CSIM project.  
Blank space = Not enough information is known. The case category may or may not be handled by the court.  
N/A = This case type is handled by the court, but the data are unavailable.  
X = The data for this case type are known to be included in the total but were not available by category.

<sup>e</sup>Cases not included in the total to avoid double counting:  
One-hundred-eleven applications for leave to appeal criminal convictions and sixty-six civil applications were granted by the court. These applications when granted are not counted as a disposition until the resulting appeal is disposed. No filing is counted for the appeal. These granted applications are the numbers appearing in parentheses.

<sup>i</sup>Data are not complete:  
Total appeals and total cases filed do not include civil requests to appeal granted.  
Total requests to appeal, total other cases, and total cases filed and disposed figures do not include civil requests to appeal or other motions.  
Total requests to appeal disposed, total other cases disposed, and total cases disposed figures do not include civil requests to appeal cases granted.

<sup>m</sup>Information on disposition type or trial data:  
In addition to the 424 majority opinions, 15 concurring opinions and 73 dissenting opinions were filed.

Source: Chief Administrator of the Courts, Second Annual Report 1980 (New York, New York: 1980). Statistics are from the annual report except that totals have been computed where necessary.

NEW YORK APPELLATE DIVISIONS OF THE SUPREME COURT  
Intermediate appellate court  
4 divisions, 24 judges<sup>c</sup>  
January 1, 1979 to December 31, 1979

	Beginning pending	Filed	Disposed	End pending
<b>Cases:</b>				
<b>Appeals:</b>				
Total appeals .....	N/A	8,418 <sup>j</sup>	9,065 <sup>j</sup>	N/A
<b>Other cases:</b>				
Original proceedings:				
Original jurisdiction .....	N/A	(J)	(J)	N/A
Disciplinary matters:				
Attorney disciplinary proceedings .....	N/A	(J)	142 <sup>j</sup>	N/A
Total .....	N/A	(J)	142 <sup>j</sup>	N/A
Requests to appeal .....				
Total other cases .....	N/A	(J)	142 <sup>j</sup>	N/A
<b>Total cases .....</b>	<b>N/A</b>	<b>8,418<sup>j</sup></b>	<b>9,207</b>	<b>N/A</b>
<b>Other proceedings:</b>				
Other matters:				
Motions decided .....	--	--	17,427	--
<b>Total other proceedings .....</b>	<b>--</b>	<b>--</b>	<b>17,427</b>	<b>--</b>

Manner of disposition	Disposition of appeals		
Full opinion .....	561	Affirmances .....	6,074
Per curiam .....	89	Reversal not including new trials .....	1,351
Memorandum .....	4,132	Modifications .....	765
		Dismissals .....	461
		New trials .....	136
		Other .....	275

Boldface headings indicate the classifications used by the CSIM project.  
Blank space = Not enough information is known. The case category may or may not be handled by the court.  
N/A = This case type is handled by the court, but the data are unavailable.  
-- = Not applicable.

<sup>c</sup>Judge information:  
In addition to the 24 permanently assigned judges, 9 justices and 12 certified retired justices were temporarily assigned to this court during 1979.

<sup>i</sup>Data are not complete:  
Total cases filed do not include all original proceedings.

<sup>j</sup>Explanation of data included in the category:  
An unknown number of original proceedings are included in total filings and dispositions of appeals.

Source: Chief Administrator of the Courts, Second Annual Report 1980 (New York, New York: 1980). Statistics are from the annual report except that totals have been computed where necessary.

NEW YORK APPELLATE TERMS OF THE SUPREME COURT  
Intermediate appellate court  
3 terms, 9 supreme court justices serve<sup>c</sup>  
January 1, 1979 to December 31, 1979

	Beginning pending	Filed	Disposed	End pending
<b>Cases:</b>				
<b>Appeals:</b>				
Total appeals .....	N/A	2,035	1,499	N/A
<b>Other cases:</b>				
Original proceedings .....				
Requests to appeal .....				
Total other cases .....				
<b>Total cases</b> .....	N/A	2,035	1,499	N/A
<b>Other proceedings:</b>				
Other matters:				
Motions heard or submitted .....	--	--	3,196	--
<b>Total other proceedings</b> .....	--	--	3,196	--

Disposition of appeals

Manner of disposition	Count	Disposition	Count
Application rejected:			
Discontinued .....	0	Discontinued .....	33
Dismissed on calendar call (civil) .....	0	Dismissed on calendar call (civil) .....	311
Dismissed on calendar call (criminal) .....	0	Dismissed on calendar call (criminal) .....	47
Remitted .....	0	Remitted .....	1
Total rejected .....	0	Total rejected .....	392
Decisions rendered:			
Affirmed .....	0	Affirmed .....	595
Reversed .....	0	Reversed .....	372
Modified .....	0	Modified .....	83
Dismissed, discontinued, withdrawn, remanded ..	0	Dismissed, discontinued, withdrawn, remanded ..	57
Total decisions rendered .....	0	Total decisions rendered .....	1,107

Note: Appellate Terms of the Supreme Court hear civil and criminal appeals from the first and second departments. County Courts sitting as appellate courts for the third and fourth departments hear some equivalent criminal appeals; however, data regarding the volume of such cases are not available. For certain criminal cases New York has three intermediate appellate courts when County Courts sitting as appellate courts are counted.

Boldface headings indicate the classifications used by the CSIM project.  
Blank space = Not enough information is known. The case category may or may not be handled by the court.  
N/A = This case type is handled by the court, but the data are unavailable.  
-- = Not applicable.

<sup>c</sup>Judge information:  
During 1979, there were three appellate terms sitting with three judges in each term; hence the total of nine judges for 1979.

Source: Chief Administrator of the Courts, Second Annual Report 1980 (New York, New York: 1980). Statistics are from the annual report except that totals have been computed where necessary.

NEW YORK SUPREME COURT AND COUNTY COURT  
Court of general jurisdiction  
11 districts, 263 justices; 57 counties, 103 judges  
January 1, 1979 to December 31, 1979<sup>j</sup>

	Beginning pending	Filed <sup>j</sup>	Disposed	End pending
<b>Civil:</b>				
<b>Tort:</b>				
Auto tort:				
Motor vehicle .....	X	19,616	21,736	X
Professional tort:				
Medical malpractice .....	X	1,870	1,757	X
Other tort .....	X	14,191	14,614	X
Total .....	X	35,677	38,107	X
<b>Real property rights:</b>				
Condemnation .....	X	167	188	X
<b>Domestic relations:</b>				
Marriage dissolution:				
Contested matrimonial .....	3,511 <sup>fh</sup>	10,259	9,948	3,822 <sup>i</sup>
<b>Appeal:</b>				
Appeal of administrative agency case:				
Tax certiorari .....	X	5,999	5,150	X
<b>Other civil:</b>				
All others .....	X	13,849	13,789	X
<b>Total civil</b> .....	65,130 <sup>fh</sup>	65,951	67,182	63,899
<b>Criminal:</b>				
<b>Felony/misdemeanor:</b>				
Indictments--New York City .....	8,608 <sup>i</sup>	16,454	17,014	8,9189 <sup>i</sup>
Indictments--outside New York City .....	N/A	14,352	16,494	N/A
Total .....	8,608 <sup>i</sup>	30,806	33,508	8,9189 <sup>i</sup>
<b>Total criminal</b> .....	8,608 <sup>i</sup>	30,806	33,508	8,9189 <sup>i</sup>
<b>Grand total</b> .....	73,738 <sup>ff</sup>	96,757	100,690	72,817 <sup>i</sup>

Trial<sup>d</sup>

	Jury	Non-jury	Total
<b>Criminal:</b>			
New York City .....	X	X	2,151
Outside New York City .....	X	X	1,337
Total .....	X	X	3,488

Criminal (felony/misdemeanor) dispositions

	New York City	Outside New York City	Total
<b>Pleas of guilty:</b>			
Felony .....	10,431	X	X
Misdemeanor .....	1,037	X	X
Total .....	11,468	12,676	24,144
Trial conviction .....	1,525	980	2,505
Acquittal .....	727	365	1,092
Dismissed .....	3,294	2,473	5,767

Age of pending caseload(average months)

	New York City	Outside New York City	Total
<b>Projected average age:</b>			
<b>Civil:</b>			
Supreme Court .....	12	11	23
County Court .....	--	7	7

Boldface headings indicate the classifications used by the CSIM project.  
N/A = This case type is handled by the court, but the data are unavailable.  
X = The data for this case type are known to be included in the total but were not available by category.  
-- = Not applicable.

<sup>d</sup>Case definition or unit of count:  
A civil case is counted with the filing of a petition or complaint. The criminal case unit of count is the number of defendants on the indictment, except in the trial data.  
A trial is counted if tried to verdict or decision, which includes mistrials.  
<sup>f</sup>Beginning pending figure for the 1979 court year does not equal the end pending figure for the 1978 court year:  
Figures are as given in the annual report.  
<sup>g</sup>Change in pending does not equal the difference between filings and dispositions:  
Figures are as reported in the annual report.<sup>h</sup>Figure was computed: Beginning pending figure was calculated from filed, disposed, and end pending data given in the annual report.

<sup>i</sup>Data are not complete:  
Pending data for felony/misdemeanor indictments--New York City do not include misdemeanor cases.  
Total criminal pending and grand total pending figures do not include misdemeanor indictments inside New York City of felony/misdemeanor indictments outside New York City.  
<sup>j</sup>Explanation of data included in the category:  
Filed includes new actions, restorations, and transfers into these courts from other courts, plus or minus transfers within the courts.  
<sup>m</sup>Information on disposition type or trial data:  
The dispositions of disagreements, mistrials and youths adjudicated as youthful offenders are not counted in the disposed data of the profile's top portion.

Source: Chief Administrator of the Courts, Second Annual Report 1980 (New York, New York: 1980). Statistics are from the annual report except that totals have been computed where necessary.

CIVIL COURT OF THE CITY OF NEW YORK  
Court of limited jurisdiction  
1 court, 120 judges  
January 1, 1979 to December 31, 1979

	Beginning pending	Filed	Disposed	End pending
<b>Civil:</b>				
Tort	X	32,175	34,466	X
Contract:				
Commercial	X	20,198	20,217	X
<b>Real property rights:</b>				
Housing part actions	947	3,362	2,505	1,805
Housing part (summary proceeding)	X	81,066	79,655	X
Total	X	84,428	82,160	X
<b>Other civil:</b>				
Nonhousing part actions (summary proceeding)	X	5,791	5,604	X
Total civil	24,954	142,592	142,447	25,100
Grand total <sup>k</sup>	24,954	142,592	142,447	25,099

	Trial <sup>d</sup>		
	Jury	Non-jury	Total
<b>Civil:</b>			
Tort and contract	580	1,637	2,217
Real property rights and other civil	26	6,464	6,490
Total	606	8,101	8,707

Time interval data (average months)  
Projected time from filing of note of issue to disposition<sup>n</sup> ..... 4.4

	Civil dispositions		
	Tort and contract	Real property rights and other civil	Total
Settled, discontinued, or dismissed before trial	36,439	59,348	95,787
Settled or discontinued during trial	832	2,039	2,871
Dismissed during trial	64	122	186
Marked off calendar	8,305	697	9,002
Default judgment (inquest)	5,653	308	5,961
Default (no inquest)	--	16,432	16,432
Inquest by court	--	2,277	2,277
Consent judgment	20	21	41
Referred to referee	--	0	0
Disagreement or mistrial	104	30	134
Arbitration	1,049	--	1,049

**Boldface headings indicate the classifications used by the CSIM project.**  
**X** = The data for this case type are known to be included in the total but were not available by category.  
**--** = Not applicable.  
<sup>d</sup>Case definition or unit of count:  
 A civil case is counted with the filing of a petition or complaint.  
 A trial is counted if tried to verdict or decision.  
<sup>k</sup>Additional information:  
 This court also disposed of 54,276 motions and issued 146,752 orders during the time period.  
<sup>n</sup>Time interval or age of pending data:  
 Time interval data are only for tort, contract, and housing part actions.  
 Source: Chief Administrator of the Courts, Second Annual Report 1980 (New York, New York: 1980). Statistics are from the annual report except that totals have been computed where necessary.

CRIMINAL COURT OF THE CITY OF NEW YORK  
Court of limited jurisdiction  
1 court, 98 judges  
January 1, 1979 to December 31, 1979

	Beginning pending	Filed	Disposed	End pending
<b>Criminal:</b>				
Misdemeanor	N/A	X	X	N/A
<b>Preliminary hearing:</b>				
Felony	N/A	X	X	N/A
<b>Ordinance violation:</b>				
Violations	N/A	N/A	N/A	N/A
Non-traffic summons <sup>j</sup>	N/A	475,612	N/A	N/A
Total	N/A	475,612 <sup>l</sup>	N/A	N/A
Other criminal	N/A	X	X	N/A
Total criminal	N/A	678,979 <sup>i</sup>	200,456 <sup>i</sup>	N/A
<b>Traffic:</b>				
Other traffic violation:				
Traffic summons	N/A	118,929	N/A	N/A
Total traffic	N/A	118,929	N/A	N/A
Grand total	N/A	797,908 <sup>l</sup>	200,456 <sup>i</sup>	N/A

	Trial <sup>d</sup>		
	Jury	Non-jury	Total
<b>Criminal<sup>f</sup></b>	X	X	1,056
<b>Traffic</b>	N/A	N/A	N/A

Criminal dispositions <sup>i</sup>	
Pleas of guilty	93,108
Trial conviction <sup>d</sup>	421
Acquittal <sup>d</sup>	703
Referrals to grand jury	16,642
Dismissals	79,337
Other	11,245

**Boldface headings indicate the classifications used by the CSIM project.**  
**N/A** = This case type is handled by the court, but the data are unavailable.  
**X** = The data for this case type are known to be included in the total but were not available by category.  
<sup>d</sup>Case definition or unit of count:  
 The criminal case unit of count for caseflow is the number of defendants on the indictment or complaint. Trial data are based on the number of trials, conducted, any one of which may include more than one defendant.  
 A trial is counted if tried to verdict or decision.  
<sup>l</sup>Data are not complete:  
 Total ordinance violation cases, total criminal, and grand total cases filed figures do not include violations cases.  
 Total criminal and grand total disposed cases and type of disposition data include only misdemeanor, felony preliminary hearing, and other criminal cases.  
<sup>j</sup>Explanation of data included in the category:  
 Non-traffic summons includes all "nonarrest cases and arrest cases of peddling" where a desk appearance ticket was issued.  
<sup>k</sup>Additional information:  
 Criminal breakdowns for case categories given in the annual report are estimates of the volume of cases filed during the court year. The total number of cases filed is based on the actual count of cases. There was difference of 109 cases between the estimates for each case type and the actual total volume which could not be identified by case type.  
 There were also 68,969 warrants filed and 58,937 warrants executed by the court during the year.  
 Source: Chief Administrator of the Courts, Second Annual Report 1980 (New York, New York: 1980). Statistics are from the annual report except that totals have been computed where necessary.

**NEW YORK FAMILY COURT<sup>1</sup>**  
**Court of limited jurisdiction**  
 58 courts; 107 judges and 36 county judges serve  
 January 1, 1979 to December 31, 1979

	Beginning pending	Filed	Disposed	End pending <sup>g</sup>
<b>Civil:</b>				
<b>Domestic relations:</b>				
<b>Support/custody:</b>				
Custody of minors .....	396 <sup>fh</sup>	12,546 <sup>l</sup>	10,847 <sup>l</sup>	2,095 <sup>l</sup>
Support (non-ADC and ADC) .....	10,548 <sup>fh</sup>	38,638 <sup>l</sup>	44,155 <sup>l</sup>	5,031 <sup>l</sup>
Uniform support of dependent's law .....	1,285 <sup>fh</sup>	24,430 <sup>l</sup>	23,511 <sup>l</sup>	2,204 <sup>l</sup>
Total .....	12,229 <sup>f</sup>	75,614 <sup>l</sup>	78,513 <sup>l</sup>	9,330 <sup>l</sup>
Adoption .....	395 <sup>fh</sup>	3,899 <sup>l</sup>	3,202 <sup>l</sup>	1,092 <sup>l</sup>
<b>Other domestic relations:</b>				
Supreme Court referral .....	121 <sup>fh</sup>	1,687 <sup>l</sup>	1,529 <sup>l</sup>	279 <sup>l</sup>
Foster care review .....	954 <sup>fh</sup>	4,198 <sup>l</sup>	4,516 <sup>l</sup>	636 <sup>l</sup>
Approval of foster care placement .....	474 <sup>fh</sup>	7,863 <sup>l</sup>	7,113 <sup>l</sup>	1,224 <sup>l</sup>
Physically handicapped .....	0 <sup>fh</sup>	11,189 <sup>l</sup>	9,901 <sup>l</sup>	678 <sup>g</sup>
Family offense .....	2,767 <sup>fh</sup>	19,802 <sup>l</sup>	20,858 <sup>l</sup>	1,711 <sup>l</sup>
Paternity (non-ADC and ADC) .....	9,221 <sup>fh</sup>	36,891 <sup>l</sup>	36,666 <sup>l</sup>	6,446 <sup>l</sup>
Other proceedings .....	0 <sup>fh</sup>	4,184 <sup>l</sup>	2,377 <sup>l</sup>	309 <sup>g</sup>
Supplementary .....	5,894 <sup>fh</sup>	108,888 <sup>l</sup>	104,632 <sup>l</sup>	10,150 <sup>l</sup>
Total .....	19,431 <sup>f</sup>	187,592 <sup>l</sup>	187,592 <sup>l</sup>	21,433 <sup>l</sup>
Total .....	32,055 <sup>f</sup>	271,215 <sup>l</sup>	269,307 <sup>l</sup>	31,855 <sup>l</sup>
<b>Estate:</b>				
Guardianship/conservatorship/trusteeship:	243 <sup>fh</sup>	593 <sup>l</sup>	643 <sup>l</sup>	193 <sup>l</sup>
Mental health:	24 <sup>fh</sup>	7 <sup>l</sup>	31 <sup>l</sup>	0 <sup>l</sup>
Mental defective .....				
Total civil .....	32,322 <sup>f</sup>	271,815 <sup>l</sup>	269,981 <sup>l</sup>	32,048 <sup>g</sup>
<b>Juvenile:</b>				
<b>Criminal-type offense:</b>				
Juvenile delinquency .....	12,066 <sup>fh</sup>	25,467 <sup>l</sup>	31,732 <sup>l</sup>	5,801 <sup>l</sup>
<b>Status offense:</b>				
Person in need of supervision .....	5,828 <sup>fh</sup>	12,972 <sup>l</sup>	16,365 <sup>l</sup>	2,435 <sup>l</sup>
<b>Non-offense:</b>				
Permanent neglect .....	717 <sup>fh</sup>	1,292 <sup>l</sup>	1,494 <sup>l</sup>	515 <sup>l</sup>
Child protective--neglect .....	5,773 <sup>fh</sup>	6,214 <sup>l</sup>	9,493 <sup>l</sup>	2,494 <sup>l</sup>
Child protective--abuse .....	1,021 <sup>fh</sup>	1,473 <sup>l</sup>	1,970 <sup>l</sup>	524 <sup>g</sup>
Total .....	7,511 <sup>fh</sup>	8,979 <sup>l</sup>	12,957 <sup>l</sup>	3,539 <sup>g</sup>
<b>Other juvenile:</b>				
Consent to marry .....	0 <sup>fh</sup>	512 <sup>l</sup>	272 <sup>l</sup>	59 <sup>l</sup>
Total juvenile .....	25,405 <sup>f</sup>	47,930 <sup>l</sup>	61,326 <sup>l</sup>	11,774 <sup>g</sup>
Grand total .....	57,727 <sup>f</sup>	319,745 <sup>l</sup>	331,307 <sup>l</sup>	43,822 <sup>g</sup>

	Civil dispositions <sup>l</sup>		Withdrawn or dismissed
	Domestic relations:	Adoption	
Support/custody .....	28,805	110	
Other domestic relations .....	50,915	79,830	
Total .....	79,720	79,830	
<b>Estate:</b>			
Guardianship/conservatorship/trusteeship ..	172		
Mental health .....	21		
Total .....	193		80,023

	Time interval data (days) <sup>ik</sup>								
	0-7 days	8-14 days	15-21 days	22-30 days	31-90 days	91-180 days	181-365 days	366-730 days	Over 730 days
<b>Juvenile child protective proceedings involving child abuse:</b>									
<b>Filing of petition to initial fact-finding hearing:</b>									
Boys .....	98	16	12	20	115	84	43	16	5
Girls .....	138	38	16	32	129	107	74	15	8
<b>Initial fact-finding hearing to dispositional hearing:</b>									
Boys .....	131	7	15	7	105	51	46	31	16
Girls .....	189	11	21	18	131	82	73	24	8

Boldface headings indicate the classifications used by the CSIM project.

<sup>d</sup>Case definition or unit of count:

A civil case is counted with the filing of a petition or complaint.

<sup>f</sup>Beginning pending figure for the 1979 court year does not equal the end pending figure for the 1978 court year.

Figures are calculated from data given in the annual report.

<sup>g</sup>Change in pending does not equal the difference between filings and dispositions:

The sum of cases listed in the annual report as disposed and end pending was smaller than the number of cases listed as filed. Therefore 0 was entered as the beginning pending figure for this category.

<sup>h</sup>Figure was computed:

Beginning pending figure was computed from filing, disposed, and end pending data.

<sup>i</sup>Data are not complete:

Data reported do not include case activity in Queens County during December. This affects the number of cases reported as filed, disposed, the type of dispositions pending at the end of the period, and the time interval data, but does not effect the beginning pending figures.

<sup>j</sup>Explanation of data included in the category:

The end pending figures include only petitions actively pending at the end of the period.

<sup>k</sup>Additional information:

There were cases involving 95 boys and 135 girls in which no initial fact-finding hearing was held.

Source: Chief Administrator of the Courts, Second Annual Report 1980 (New York, New York: 1980). Statistics are from the annual report except that totals have been computed where appropriate.

**NEW YORK DISTRICT COURT AND CITY COURT**  
**Court of limited jurisdiction**  
 2 counties: 2 courts, 49 judges; 61 cities: 79 courts, 149 judges  
 January 1, 1979 to December 31, 1979

	Beginning pending	Filed	Disposed	End pending
<b>Civil:</b>				
<b>Law:</b>				
Civil .....	N/A	N/A	78,765	N/A
Small claims .....	N/A	47,328	46,462	N/A
Total civil .....	N/A	47,328 <sup>l</sup>	125,227	N/A
<b>Criminal:</b>				
Total criminal .....	N/A	N/A	140,706	N/A
<b>Traffic:</b>				
<b>Other traffic violation:</b>				
All motor vehicle offenses .....	N/A	N/A	337,782	N/A
Total traffic .....	N/A	N/A	337,782	N/A
Grand total <sup>l</sup> .....	N/A	47,328 <sup>l</sup>	603,715	N/A

	Trial <sup>d</sup>			Criminal dispositions			Traffic dispositions		
	Jury	Non-jury	Total	Plea	Dismissal	Conviction	Plea	Dismissal	Conviction
Civil (Law) .....	X	X	4,824	76,574	53,618	876	216,303	109,154	4,822
Criminal .....	X	X	1,640	764	764	764	2,458	9	235
Traffic .....	X	X	7,280	3,829			4,801		
Total .....	X	X	13,744						
<b>Civil (Law) dispositions</b>									
Discontinued .....			15,699						
Dismissed .....			8,923						
Default .....			28,730						
Mistrial .....			404						
Other .....			20,185						

Boldface headings indicate the classifications used by the CSIM project.

N/A = This case type is handled by the court, but the data are unavailable.

X = The data for this case type are known to be included in the total, but were not available by category.

-- = Not applicable.

<sup>d</sup>Case definition or unit of count:

A civil case is counted with the filing of a petition or complaint.

The criminal case unit of count is the number of defendants on the indictment or complaint.

A trial is counted if tried to decision or verdict.

<sup>i</sup>Data are not complete:

Total civil and grand total filed figures include only small claims cases.

Source: Chief Administrator of the Courts, Second Annual Report 1980 (New York, New York: 1980). Statistics are from the annual report except that totals have been computed where necessary.

**NEW YORK SURROGATES' COURT**  
 Court of limited jurisdiction  
 62 courts; 35 surrogates and 37 county judges serve  
 January 1, 1979 to December 31, 1979

	Beginning pending	Filed	Disposed	End pending
<b>Civil:</b>				
<b>Domestic relations:</b>				
Adoption .....	N/A	N/A	3,197 <sup>k</sup>	N/A
<b>Estate:</b>				
<b>Probate/wills/intestate:</b>				
Probate of wills .....	N/A	40,020	34,471	N/A
Administration proceedings .....	N/A	N/A	21,749	N/A
Accounting proceedings .....	N/A	11,187	7,136	N/A
Total .....	N/A	51,207 <sup>i</sup>	63,356	N/A
<b>Guardianship/conservatorship/trusteeship:</b>				
Guardianship proceedings .....	N/A	N/A	5,925 <sup>k</sup>	N/A
<b>Other estate:</b>				
Other proceedings .....	N/A	N/A	3,632	N/A
Total .....	N/A	51,207 <sup>i</sup>	72,913	N/A
<b>Total civil .....</b>	<b>N/A</b>	<b>51,207<sup>i</sup></b>	<b>76,110</b>	<b>N/A</b>
<b>Grand total .....</b>	<b>N/A</b>	<b>51,207<sup>i</sup></b>	<b>76,110</b>	<b>N/A</b>

Trial<sup>d</sup>

	Jury	Non-jury	Total
<b>Civil:</b>			
<b>Probate/wills/intestate:</b>			
Probate of wills .....	X	X	124
Guardianship/conservatorship/trusteeship .....	X	X	39
Other estate .....	X	X	2,170
<b>Total .....</b>	<b>X</b>	<b>X</b>	<b>2,333</b>

Boldface headings indicate the classifications used by the CSIM project.  
 N/A = This case type is handled by the court, but the data are unavailable.  
 X = The data for this case type are known to be included in the total, but were not available by category.

<sup>d</sup>Case definition or unit of count:  
 A civil case is counted with the filing of a petition or complaint.  
 A trial is counted as tried to verdict or decision.  
<sup>i</sup>Data are not complete:  
 Probate/wills/intestate, estate, and total civil filed and grand total filed include only probate of wills and accounting proceedings. Dispositions contain data for all categories.  
<sup>k</sup>Additional information:  
 The adoption disposed figure includes 65 petitions which were denied, dismissed, or withdrawn. In the remaining 3,132 cases, orders of adoption were granted.  
 The guardianship disposed figure includes 14 letters of guardianship which were denied. The remaining 5,911 letters of guardianship were granted.

Source: Chief Administrator of the Courts, Second Annual Report 1980 (New York, New York: 1980). Statistics are from the annual report except that totals have been computed where necessary.

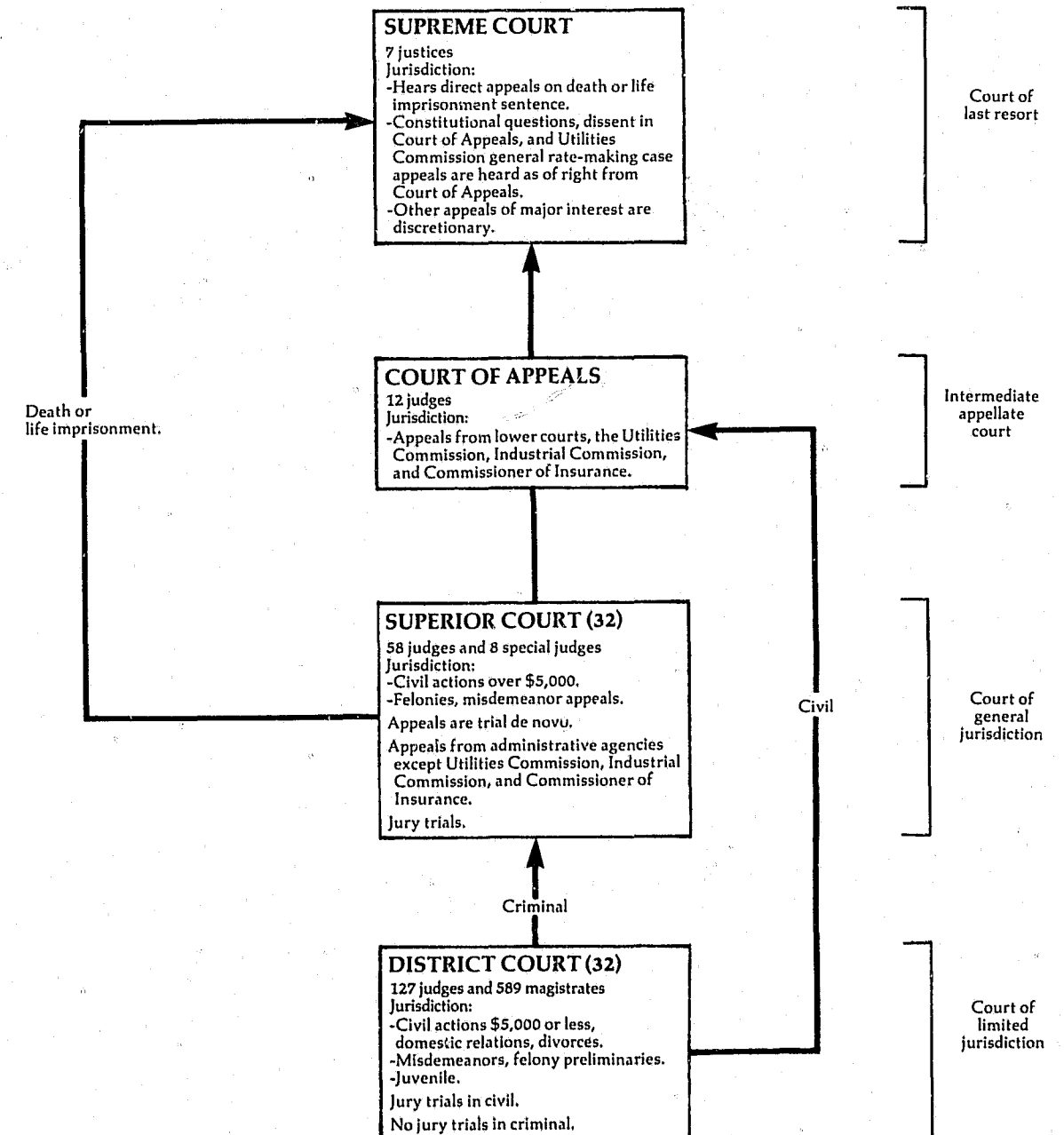
**NEW YORK COURT OF CLAIMS**  
 Court of limited jurisdiction  
 1 court, 17 regular judges and 26 special judges  
 January 1, 1979 to December 31, 1979

There were no data available for cases handled in the Court of Claims for 1979.

**NEW YORK TOWN AND VILLAGE JUSTICE COURT**  
 Court of limited jurisdiction  
 2,424 courts, 2,424 justices of the peace  
 January 1, 1979 to December 31, 1979

There were no data available for cases handled in the Town Court or Village Court during 1979.

**NORTH CAROLINA COURT SYSTEM, 1979**



↑ Indicates route of appeal.



NORTH CAROLINA SUPREME COURT  
Court of last resort  
7 Justices  
September 5, 1978 to September 4, 1979

	Beginning pending	Filed	Disposed	End pending
<b>Cases:</b>				
<b>Appeals:</b>				
<b>Civil:</b>				
Dissent in Court of Appeals .....	X	20	X	X
Substantial constitutional question .....	X	7	X	X
Petition for discretionary review of decision of Court of Appeals, allowed .....	X	(33) <sup>e</sup>	X	X
Petition for discretionary review prior to determination by Court of Appeals, allowed .....	X	(13) <sup>e</sup>	X	X
Petition for writ of certiorari, allowed .....	X	(2) <sup>e</sup>	X	X
Other statutory appeals of right .....	X	2	X	X
<b>Total</b> .....	X	29 (48) <sup>e</sup>	X	X
<b>Criminal:</b>				
Life sentence .....	X	63	X	X
Death sentence .....	X	9	X	X
Dissent in Court of Appeals .....	X	11	X	X
Substantial constitutional question .....	X	9	X	X
Petition for discretionary review of decision of Court of Appeals, allowed .....	X	(13) <sup>e</sup>	X	X
Petition for discretionary review prior to determination by Court of Appeals, allowed .....	X	(1) <sup>e</sup>	X	X
Petition for writ of certiorari, allowed .....	X	(1) <sup>e</sup>	X	X
Other statutory appeals of right .....	X	1	X	X
<b>Total</b> .....	X	93 (15) <sup>e</sup>	X	X
<b>Total appeals</b> .....	X	122 (63) <sup>e</sup>	X	X
<b>Other cases:</b>				
<b>Original proceedings:</b>				
Habeas corpus allowed .....	X	(0) <sup>e</sup>	X	X
Supersedeas allowed .....	X	(0) <sup>e</sup>	X	X
Mandamus (civil) allowed .....	X	(1) <sup>e</sup>	X	X
Mandamus (criminal) allowed .....	X	(0) <sup>e</sup>	X	X
<b>Total</b> .....	X	(1) <sup>e</sup>	X	X
<b>Disciplinary:</b>				
Board of law examiners .....	X	0	X	X
Judicial standards commission .....	X	1	X	X
<b>Total</b> .....	X	1	X	X
<b>Advisory opinion:</b>				
On mandate from U.S. Supreme Court .....	X	2 (0) <sup>e</sup>	X	X
<b>Total</b> .....	X	3 (1) <sup>e</sup>	X	X
<b>Requests to appeal:</b>				
<b>Civil:</b>				
Discretionary review to review Court of Appeals .....	N/A	X	199 (27) <sup>e</sup>	N/A
Discretionary review prior to decision by Court of Appeals .....	N/A	X	9 (10) <sup>e</sup>	N/A
Petition for writ of certiorari .....	N/A	X	6 (8) <sup>e</sup>	N/A
Mandamus (civil) .....	N/A	X	2 (1) <sup>e</sup>	N/A
<b>Total</b> .....	N/A	X	215 (46) <sup>e</sup>	N/A
<b>Criminal:</b>				
Discretionary review to review Court of Appeals .....	N/A	X	98 (13) <sup>e</sup>	N/A
Discretionary review prior to decision by Court of Appeals .....	N/A	X	0	N/A
Petition for writ of certiorari .....	N/A	X	39 (5) <sup>e</sup>	N/A
Mandamus (criminal) .....	N/A	X	2 (0) <sup>e</sup>	N/A
<b>Total</b> .....	N/A	X	139 (18) <sup>e</sup>	N/A
<b>Other:</b>				
On mandate from U.S. Supreme Court .....	N/A	0	(0) <sup>e</sup>	N/A
Habeas corpus .....	N/A	X	3 (0) <sup>e</sup>	N/A
Supersedeas .....	N/A	X	16 (0) <sup>e</sup>	N/A
<b>Total</b> .....	N/A	X	19 (0) <sup>e</sup>	N/A
<b>Total</b> .....	N/A	499	374 (64) <sup>e</sup>	N/A
<b>Total other cases</b> .....	N/A	502 (1) <sup>e</sup>	X (64) <sup>e</sup>	N/A
<b>Total cases</b> .....	21 <sup>fi</sup>	624 (64) <sup>e</sup>	536 (64) <sup>e</sup>	199 <sup>1</sup>
<b>Other proceedings:</b>				
<b>Rehearing requests:</b>				
Applications for further review .....	N/A	N/A	62	N/A
<b>Total other proceedings</b> .....	N/A	N/A	62	N/A

Disposition of appeals		Manner of disposition		
		Civil	Criminal	Total
Affirmed .....	95			
Reversed .....	33			
New trial .....	18	Opinions rendered .....	X	X
Vacated and remanded .....	2	Cases dismissed or withdrawn .....	X	X
Affirmed in part and remanded .....	2			
Affirmed in part and reversed in part .....	7			
Modified and affirmed .....	4			
Order of removal of a judge .....	1			

Boldface headings indicate the classifications used by the CSIM project.  
N/A = This case type is handled by the court, but the data are unavailable.  
X = The data for this case type are known to be included in the total but were not available by category.

<sup>e</sup>Cases not included in the total to avoid double counting:  
<sup>f</sup>Petitions for discretionary review granted are not counted as disposed until the appeal is disposed; a filing is not counted for the appeal. These granted petitions are the numbers appearing in parentheses. The number of granted petitions appearing in the filed column will usually differ from the number appearing in the disposed column because petitions allowed during one term may not be docketed as appeals until the following term.  
<sup>g</sup>Beginning pending figure for the 1979 court year does not equal the end pending figure for the 1978 court year. The difference is due to a change in the reporting period from the calendar year to the fiscal year of September to September.  
<sup>h</sup>Change in pending does not equal the difference between filings and dispositions:  
 Pending figures are incomplete. All data are as given in the unpublished reports.  
<sup>i</sup>Data are not complete:  
 Pending data for total cases do not include requests to appeal.  
<sup>j</sup>Special source or revision in the data:  
 The end pending figure was taken from the 1979-80 Annual Report where it is given us the number of cases brought forward from the Spring 1979 term.

Source: Administrative Office of the Courts, North Carolina Courts 1978-79 (Raleigh, North Carolina: 1980). Statistics are from the unpublished reports except that totals have been computed where necessary, and corrections were made during data verification.

NORTH CAROLINA COURT OF APPEALS  
Intermediate appellate court  
12 judges  
January 1, 1979 to December 31, 1979

	Beginning pending	Filed	Disposed	End Pending
<b>Cases:</b>				
<b>Appeals:</b>				
<b>Civil:</b>				
From Superior Court .....	N/A	439 <sup>i</sup>	X	N/A
<b>Criminal:</b>				
From Superior Court .....	N/A	495 <sup>i</sup>	X	N/A
<b>Appeal of administrative agency cases:</b>				
Insurance Commission .....	N/A	3 (X) <sup>e</sup>	X	N/A
Industrial Commission .....	N/A	38 (X) <sup>e</sup>	X	N/A
Utilities Commission .....	N/A	6 (X) <sup>e</sup>	X	N/A
Total .....	N/A	47 (X) <sup>e</sup>	X	N/A
<b>Other appeals:</b>				
From District Court .....	N/A	223 (X) <sup>e</sup>	X	N/A
Total appeals .....	N/A	1,204 (54) <sup>e</sup>	1,244	N/A
<b>Other cases:</b>				
<b>Original proceedings</b>				
<b>Disciplinary:</b>				
State Bar cases .....	N/A	2	(j)	N/A
<b>Requests to appeal:</b>				
Petitions .....	N/A	532	407 (54) <sup>e</sup>	N/A
Total other cases .....	N/A	532	407 (54) <sup>e</sup>	N/A
<b>Total cases</b> .....	N/A	1,738 (54) <sup>e</sup>	1,651 (54) <sup>e</sup>	N/A
<b>Other proceedings:</b>				
<b>Other matters:</b>				
Motions .....	0	N/A	1,028 <sup>k</sup>	0
<b>Total other proceedings</b> .....	0	N/A	1,028 <sup>k</sup>	0

Manner of disposition

	Appeals	Requests to appeal	Motions	Total
<b>Written opinions:</b>				
Affirmed .....	778	X	--	778 <sup>i</sup>
Reversed .....	271	X	--	271 <sup>i</sup>
Affirmed in part/ reversed in part .....	55	X	--	55 <sup>i</sup>
Total .....	1,104	1	--	1,105
<b>Other than opinion:</b>				
Allowed .....	--	54	818	872
Denied .....	--	400	207	607
Remanded .....	--	6	3	9
Total .....	86	460	1,028	1,574

Boldface headings indicate the classifications used by the CSIM project.  
Blank space = Not enough information is known. The case category may or may not be handled by the court.  
N/A = This case type is handled by the court, but the data are unavailable.  
X = The data for this case type are known to be included in the total but were not available by category.  
-- = Not applicable.

<sup>e</sup>Figure not included in the total to avoid double counting:  
The number of petitions that were granted are not counted as disposed until the resulting appeal is disposed; a new filing is not counted for the resulting appeal. The number of petitions granted are the figures appearing in parentheses in the court profile.

<sup>i</sup>Data are not complete:  
Figures given for the number of opinions that affirmed, reversed, or affirmed in part/reversed in part do not include the opinion issued in on request to appeal petition.  
Civil and criminal appeals filed include only cases from the Superior Court. Cases from the District Court could not be divided into these categories.  
Total other cases disposed does not include State Bar cases.

<sup>j</sup>Explanation of data included in the category:  
Civil appeals figures include appeals from the Insurance Commissioner, the Industrial Commission, and the Utilities Commission, as well as civil appeals.  
The number of State Bar cases disposed is included in the number of appeals disposed.

<sup>k</sup>Additional information:  
Eight hundred-eighteen of the motions were allowed; three were remanded.

Source: Statistics are from the unpublished data supplied by the clerk of the court except that totals have been computed where necessary.

NORTH CAROLINA SUPERIOR COURT  
Court of general jurisdiction  
32 districts, 58 regular and 8 special judges<sup>k</sup>  
July 1, 1978 to June 30, 1979

	Beginning pending	Filed	Disposed	End pending
<b>Civil<sup>d</sup>:</b>				
<b>Law:</b>				
Civil .....	14,564 <sup>f</sup>	12,034	11,324	15,274
Estate <sup>a</sup> .....	47,012 <sup>f</sup>	32,926	31,378	48,560
<b>Other civil:</b>				
Special proceedings <sup>dj</sup> .....	19,114 <sup>f</sup>	27,799	26,717	20,196
Total civil .....	80,690 <sup>f</sup>	72,759	69,419	84,030
<b>Criminal<sup>d</sup>:</b>				
Felony .....	10,584 <sup>f</sup>	32,129	30,979	11,734
<b>Appeal of trial court case:</b>				
Misdemeanor trial de novo .....	7,310 <sup>f</sup>	24,462	23,608	8,164
Total criminal .....	17,894 <sup>f</sup>	56,591	54,587	19,898
<b>Grand total</b> .....	98,584 <sup>f</sup>	129,350	124,006	103,928

	Trial <sup>d</sup>			Civil dispositions		Law	
	Jury	Non-jury	Total	By clerk	Voluntary dismissal	Other	
<b>Civil</b> .....	657	4,193	4,850	1,078	2,184 <sup>m</sup>	3,212	
<b>Criminal:</b>							
Felony .....	2,200	N/A	N/A				
Appeal .....	1,563	N/A	N/A				
Total .....	3,763	N/A	N/A				
<b>Grand total</b> ...	4,420	N/A	N/A				

	Age of pending caseload			Time from filing to disposition		
	Civil	Felony	Appeal	Percentage of cases disposed in:		
Under 60 days .....	N/A	4,371	3,513			
Under 90 days .....	2,894	N/A	N/A	N/A	39.9	45.1
61 to 120 days .....	N/A	2,647	1,611	20.3	N/A	N/A
91 to 180 days .....	2,244	N/A	N/A	N/A	30.0	26.1
120 to 180 days .....	N/A	1,411	877	N/A	11.2	11.3
181 to 365 days .....	3,424	1,558	1,146	11.8	N/A	N/A
Over 1 year .....	6,712	1,747	1,017	19.4	12.4	11.8
1+ to 2 years .....	3,654	N/A	N/A	24.8	N/A	N/A
Over 2 years .....	3,058	N/A	N/A	N/A	6.5	5.7
Average mean age (days) ....	462.4	183.8	167.2	23.7	N/A	N/A
Average median age (days) ..	306.1	88.6	73.5	516.8	127.9	116.1
				336.5	69.3	61.5

Boldface headings indicate the classifications used by the CSIM project.  
N/A = This case type is handled by the court, but the data are unavailable.

<sup>a</sup>Court jurisdiction:  
Estate and special proceedings cases were disposed by the clerks of the Superior Court.

<sup>d</sup>Case definition or unit of count:  
A civil case is counted with the filing of a petition or complaint.  
The criminal case unit of count is not consistent statewide. Cases are counted according to what the courts have in fact treated as cases.  
A jury trial is counted when the jury is sworn.  
A non-jury trial is counted at the point when an opening statement or the introduction of any evidence occurs.

<sup>f</sup>Beginning pending figure for the 1979 court year does not equal the end pending figure for the 1978 court year:  
The difference is due to a change in reporting period from calendar year to fiscal year for the court.

<sup>j</sup>Explanation of data included in the category:  
Special proceedings include such matters as petitions in foreclosure, involuntary commitments to mental hospitals, adoptions, condemnations of real property for public purposes, and incompetency of persons to manage their personal financial affairs.

<sup>k</sup>Additional information:  
In addition to the judges serving this court, there are also 100 clerks who have the authority to dispose of estate and special proceedings cases that are handled by judges in other states. Data for cases disposed by the clerks of court are included in this profile.

<sup>m</sup>Information on type of disposition or trial data:  
Data reported for civil voluntary dismissals were available for the last half of the reporting period only.

Source: Administrative Office of the Courts, North Carolina Courts, 1978-79 (Raleigh, North Carolina: 1980). Statistics are from the annual report except that totals have been computed where necessary, and revisions were made during data verification by the administrative office of the courts.

NORTH CAROLINA DISTRICT COURT  
Court of limited jurisdiction  
32 districts, 127 judges, 589 magistrates  
July 1, 1978 to June 30, 1979

	Beginning pending	Filed	Disposed	End pending
<b>Civil<sup>d</sup>:</b>				
<b>Law:</b>				
General civil .....	X	46,397	41,548	X
Small claims .....	X	179,088	173,730	X
Domestic relations .....	X	54,063	52,601	X
Total civil .....	79,085 <sup>f</sup>	279,548	267,879	90,754
<b>Criminal<sup>d</sup>:</b>				
<b>Other criminal:</b>				
Nonmotor vehicle .....	47,537 <sup>f</sup>	356,292	347,174	56,655
Total criminal .....	47,537 <sup>f</sup>	356,292	347,174	56,655
<b>Traffic:</b>				
<b>Other traffic violation:</b>				
Motor vehicle .....	88,751 <sup>f</sup>	796,227	787,465	97,513
Total traffic .....	88,751 <sup>f</sup>	796,227	787,465	97,513
<b>Juvenile<sup>d</sup>:</b>				
<b>Criminal-type offense:</b>				
Capital .....	N/A	26	X	N/A
Other felony .....	N/A	4,143	X	N/A
Misdemeanor .....	N/A	7,469	X	N/A
Probation violation .....	N/A	1,308	X	N/A
Total .....	N/A	12,946	12,909	N/A
<b>Status offense:</b>				
Truancy .....	N/A	679	X	N/A
Other undisciplined .....	N/A	2,620	X	N/A
Total .....	N/A	3,299	3,446	N/A
<b>Non-offense:</b>				
Dependent .....	N/A	2,393	3,057	N/A
Neglected .....	N/A	2,569	3,642	N/A
Total .....	N/A	4,962	6,699	N/A
Total juvenils .....	N/A	21,207	23,054	N/A
<b>Grand total .....</b>	<b>215,373<sup>fi</sup></b>	<b>1,453,274</b>	<b>1,425,572</b>	<b>244,922</b>

	Trial <sup>d</sup>			
	Jury	Non-jury	By magistrate	Total
<b>Civil:</b>				
Law .....	387	12,922	--	13,309
Small claims .....	--	--	166,647	166,647
Domestic relations ..	70	42,535	--	42,605
Total .....	457	55,457	166,647	222,561
<b>Criminal</b> .....	--	38,299	388	38,687
<b>Traffic</b> .....	--	38,058	--	38,058
<b>Total</b> .....	457	131,814	167,035	299,306

	Criminal dispositions			
	Retained	Dismissed	Total	
Plea of guilty .....			126,197	
Preliminary hearing .....			21,183	
Waiver .....			51,276	
Dismissed by district attorney .....			70,981	

	Traffic dispositions			
	Retained	Dismissed	Total	
Plea of guilty .....			169,002	
Preliminary hearing .....			1,558	
Waiver .....			471,176	
Dismissed by district attorney .....			82,131	
Speedy trial dismissal .....			3	
Other .....			25,537	

	Juvenile dispositions			
	Retained	Dismissed	Total	
<b>Criminal-type offense</b> ..	9,462	3,447	12,909	
<b>Status offense</b> .....	1,939	1,507	3,446	
<b>Non-offense:</b>				
Dependent .....	2,427	630	3,057	
Neglected .....	2,856	786	3,642	
Total .....	5,283	1,416	6,699	
<b>Total</b> .....	16,684	6,370	23,054	

	Civil dispositions			
	Law	Small claims	Domestic relations	Total
By clerk .....	15,137	1,639	584	17,360
Voluntary dismissal ..	5,306	1,526	4,884	11,716
Other .....	7,796	3,918	4,528	16,242

	Time from filing to disposition		
	Civil	Criminal	Traffic
Percentage of cases disposed in:			
Under 60 days .....	N/A	83.9	85.7
Under 90 days .....	81.0	N/A	N/A
61 to 120 days .....	N/A	9.7	8.1
91 to 180 days .....	7.8	N/A	N/A
121 to 180 days .....	N/A	2.7	3.5
181 days to 1 year .....	4.3	2.1	2.0
Over 1 year .....	N/A	1.6	0.7
1 to 2 years .....	3.7	N/A	N/A
Over 2 years .....	3.2	N/A	N/A
Average mean time to disposition (days) .....	97.1	42.0	37.2
Average median time to disposition (days) .....	24.0	19.0	21.0

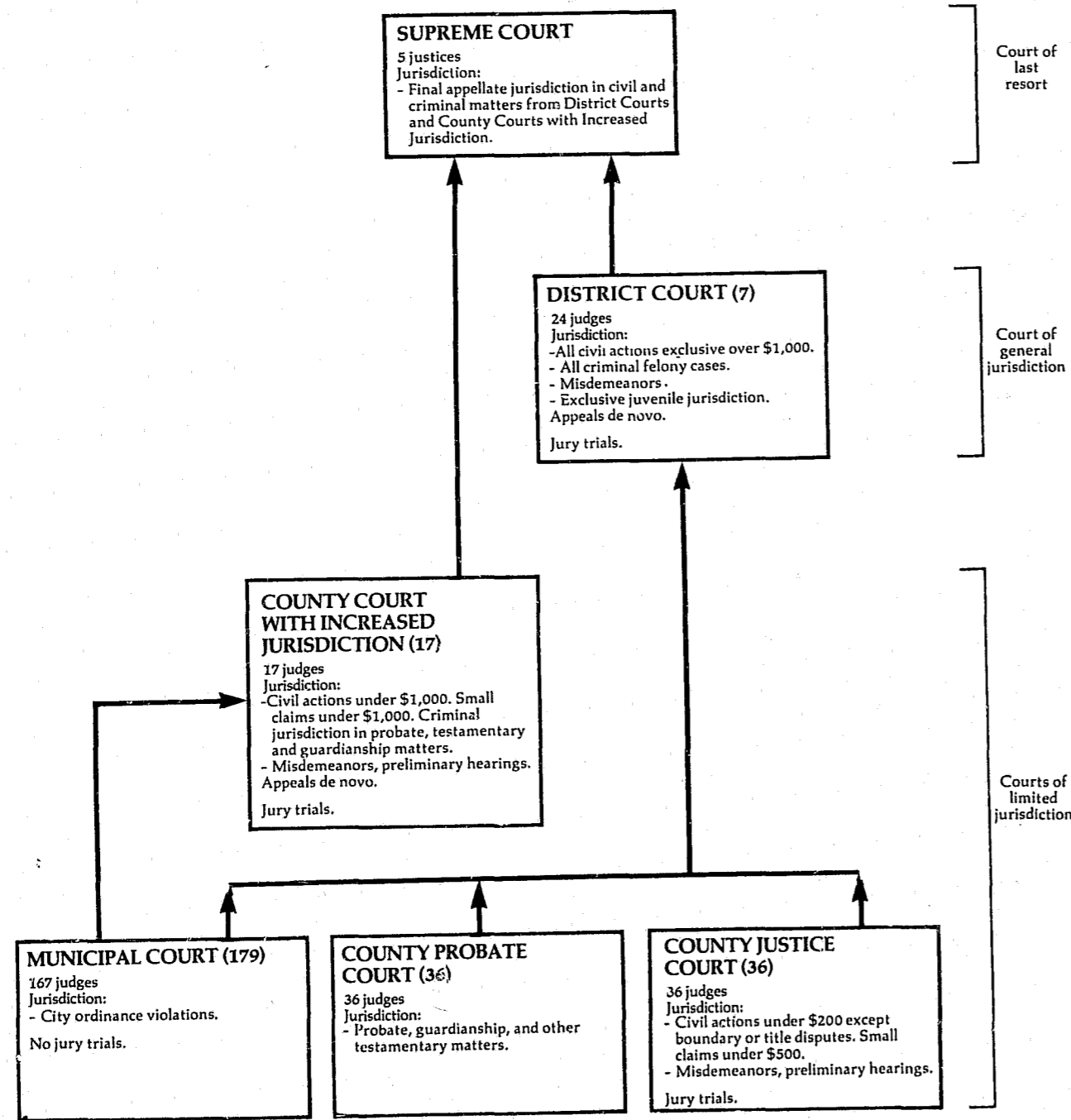
	Age of pending caseload (days)		
	Civil	Other criminal	Traffic
Under 60 days .....	N/A	27,333	59,395
Under 90 days .....	32,562	N/A	N/A
61 to 120 days .....	N/A	6,911	14,124
91 to 180 days .....	12,485	N/A	N/A
121 to 180 days .....	N/A	3,848	5,767
181 days to 1 year .....	14,268	7,433	8,956
Over 1 year .....	N/A	11,130	9,271
1 to 2 years .....	16,459	N/A	N/A
Over 2 years .....	14,890	N/A	N/A
Average mean time (days) .....	N/A	219.3	119.6
Average median time (days) .....	N/A	65.6	38.7

Boldface headings indicate the classifications used by the CSIM project.  
N/A = This case type is handled by the court, but the data are unavailable.  
X = The data for this case type are known to be included in the total but were not available by category.  
-- = Not applicable.

<sup>d</sup>Case definition or unit of count:  
A civil case is counted with the filing of a petition or complaint.  
The criminal case unit of count is not consistent statewide. Cases are counted according to what the courts have in fact treated as cases.  
A juvenile filing is an allegation contained in a juvenile petition. Juvenile dispositions are the number of adjudicatory hearings on juvenile petitions.  
A jury trial is counted when the jury is sworn.  
A non-jury trial is counted at the point when an opening statement or the introduction of any evidence occurs.  
<sup>f</sup>Beginning pending figures for the 1979 court year do not equal end pending figures for the 1978 court year:  
The difference is due to the change from the calendar to the fiscal year for the reporting period of the court.  
<sup>i</sup>Data are not complete:  
Grand total pending figures do not include juvenile cases. Grand total filed and disposed include all categories.

Source: Administrative Office of the Courts, North Carolina Courts, 1978-79 (Raleigh, North Carolina: 1980). Statistics are from the annual report except that totals have been computed where necessary.

NORTH DAKOTA COURT SYSTEM, 1979



↑ Indicates route of appeal.

NORTH DAKOTA SUPREME COURT  
Court of last resort  
5 Justices  
January 1, 1979 to December 31, 1979

	Beginning pending	Filed <sup>d</sup>	Disposed	End pending
<b>Cases:</b>				
<b>Appeals:</b>				
Civil .....	96 <sup>l</sup>	152	178	70 <sup>l</sup>
Criminal .....	25 <sup>l</sup>	38	45	18 <sup>l</sup>
Total appeals .....	121 <sup>l</sup>	190	223	88 <sup>l</sup>
<b>Other cases:</b>				
<b>Original proceedings:</b>				
<b>Original jurisdiction:</b>				
Habeas corpus, mandamus, prohibition .....	0	7	7	0
<b>Disciplinary matter:</b>				
Disciplinary .....	0	4	4	0
Judicial Qualifications Commission .....	0	0	0	0
Total .....	0	4	4	0
<b>Advisory opinion:</b>				
Certified questions .....	0	1	1	0
Total .....	0	12	12	0
<b>Requests to appeal:</b>				
Certiorari .....	0	0	0	0
Writs requesting original jurisdiction .....	0	6	6	0
Total .....	0	6	6	0
Total other cases .....	0	18	18	0
<b>Total cases .....</b>	<b>121</b>	<b>208</b>	<b>241</b>	<b>88<sup>l</sup></b>
<b>Other proceedings:</b>				
Rehearing requests .....	N/A	53 <sup>l</sup>	53	N/A
Motions .....	N/A	442 <sup>l</sup>	442	N/A
Total other proceedings .....	N/A	495	495	N/A

Manner of disposition <sup>m</sup>		Time interval data (average days)	
		Civil	Criminal
Written opinion .....	171 <sup>m</sup>	From filing entry of judgment to notice of appeal .....	
		49	10
		244 <sup>h</sup>	191 <sup>h</sup>
		48	40
		45	35
		32	28
		42	30
		77	58
<b>Disposition of cases</b>			
<b>By opinion:</b>			
Affirmed .....	115		
Reversed .....	12		
Modified .....	2		
Dismissed .....	3		
Affirmed in part, reversed in part, modified in part ..	0		
Reversed and remanded .....	28		
Writ denied .....	6		
Certified questions answered.	1		
Discipline imposed .....	4		

Boldface headings indicate the classifications used by the CSIM project.  
N/A = This case type is handled by the court, but the data are unavailable.

<sup>d</sup>Case definition or unit of count:  
A filing in North Dakota is not reported (for statistical purposes) until the case has been argued before the court; therefore, figures reported are lower than actual court workload.

<sup>h</sup>Figure was computed:  
Time interval from notice of appeal to decision data were calculated by adding the five categories included in the chart.

<sup>l</sup>Special source or revision in data:  
Figures footnoted were provided by the clerk of court during data verification.

<sup>m</sup>Information on disposition type or trial data.  
Supreme Court opinions in North Dakota are regarded as issued when the opinion is signed and filed with the clerk. In addition to the 171 majority opinions, there were 23 special concurring or dissenting opinions.

Source: Unpublished data supplied by the clerk of the court and North Dakota Judicial Council, Annual Report, 1979, 1980 (Bismarck, North Dakota). Statistics are from the unpublished data and the annual report except that totals have been computed where necessary.

NORTH DAKOTA DISTRICT COURT  
 Court of general jurisdiction  
 7 districts, 24 judges  
 January 1, 1979 to December 31, 1979

	Beginning pending	Filed	Disposed	End pending
<b>Civil:</b>				
<b>Tort:</b>				
<b>Other tort:</b>				
Damages .....	X	720	627	X
<b>Contract:</b>				
Collection action .....	X	3,851	3,582	X
<b>Real property rights:</b>				
Real estate matter .....	X	702	513	X
<b>Domestic relations:</b>				
<b>Marriage dissolution:</b>				
Divorce .....	X	2,513	2,420	X
<b>Support/custody:</b>				
Support proceedings .....	X	1,865	1,610	X
Adoption .....	X	434	449	X
<b>Other domestic relations:</b>				
Termination of parental rights .....	N/A	58	58 <sup>l</sup>	N/A
Total .....	X	4,870	4,537	X
<b>Estate:</b>				
<b>Guardianship/conservatorship/trusteeship:</b>				
Trusts .....	N/A	38	14	N/A
<b>Appeal:</b>				
<b>Appeal of administrative agency case:</b>				
Appeal administrative hearing .....	X	82	60	X
<b>Appeal of trial court case:</b>				
Appeal other .....	X	77	74	X
Total .....	X	159	134	X
<b>Extraordinary writ:</b>				
Special remedy .....	X	56	76	X
Other civil .....	X	674 <sup>k</sup>	544	X
<b>Total civil .....</b>	<b>X<sup>i</sup></b>	<b>11,070</b>	<b>10,027</b>	<b>X<sup>i</sup></b>
<b>Criminal:</b>				
<b>Felony:</b>				
Felony A .....	X	27	23	X
Felony B .....	X	142	167	X
Felony C .....	X	710	681	X
Total .....	X	879	871	X
<b>Misdemeanor:</b>				
Misdemeanor A .....	X	18	16	X
Misdemeanor B .....	X	22	21	X
Total .....	X	40	37	X
<b>Appeal .....</b>	<b>X</b>	<b>47</b>	<b>49</b>	<b>X</b>
<b>Extraordinary writ:</b>				
Special remedy .....	X	8	6	X
Other criminal .....	X	47	41	X
<b>Total criminal .....</b>	<b>X</b>	<b>1,021</b>	<b>1,004</b>	<b>X</b>
<b>Traffic:</b>				
<b>Other traffic violation:</b>				
Juvenile traffic offenses .....	N/A	500	500 <sup>l</sup>	N/A
<b>Total traffic .....</b>	<b>N/A</b>	<b>500</b>	<b>500</b>	<b>N/A</b>
<b>Juvenile:</b>				
<b>Criminal-type offense:</b>				
Delinquency .....	N/A	3,032	X	N/A
<b>Status offense:</b>				
Unruly .....	N/A	2,382	X	N/A
<b>Non-offense:</b>				
Deprivation .....	N/A	396	X	N/A
<b>Total juvenile .....</b>	<b>N/A</b>	<b>5,810</b>	<b>6,756<sup>l</sup></b>	<b>N/A</b>
<b>Grand total .....</b>	<b>5,808<sup>fh</sup></b>	<b>18,401</b>	<b>18,287</b>	<b>5,868<sup>l</sup></b>

	Trial <sup>d</sup>			Criminal dispositions	Age of pending caseload	Cases
	Jury	Non-jury	Total			
Civil .....	46 <sup>l</sup>	307 <sup>l</sup>	353 <sup>l</sup>	Guilty plea .....	Civil <sup>n</sup> over 18 months .....	1,032
Criminal .....	52	127	199	Jury trial:	Criminal and traffic over 120 days .	150
Total .....	98	434	532	Conviction .....		
				Acquittal .....		
				Non-jury trial:		
				Conviction .....		
				Acquittal .....		
				Dismissal .....		
				Postconviction remedy .....		
				Change of venue .....		
				Other .....		

Boldface headings indicate the classifications used by the CSIM project.  
 X = The data for this case type are known to be included in the total but were not available by category.

- <sup>d</sup>Case definition or unit of count:  
 A civil case is counted at the filing of a petition or complaint.  
 The criminal case unit of count is the case number assigned to the information or indictment.  
 The juvenile case unit of count is the number of referrals.  
 A jury trial is counted if tried to verdict.  
 A non-jury trial is counted when contested.
  - <sup>f</sup>Beginning pending figure for the 1979 court year does not equal the end pending figure for the 1978 court year:  
 Figure is as calculated from data given in the annual report and supplied by the administrative office of the court.
  - <sup>h</sup>Figure was computed:  
 Beginning pending data were computed from filing and dispositions given in the annual report and end pending data supplied by the administrative office of the court during data verification.
  - <sup>i</sup>Data are not complete:  
 Pending figures for total civil cases do not include other domestic relations or estate cases data.  
 Grand total pending figures do not include other domestic relations estate, juvenile traffic offenses, or juvenile data.
  - <sup>j</sup>Explanation of data included in the category:  
 Figures given for other criminal cases also include criminal infractions.
  - <sup>k</sup>Additional information:  
 Included under other civil are 172 foreign judgment cases filed and 173 disposed.  
 Of the 6,814 juvenile, juvenile traffic, and termination of parental rights cases disposed, 1,066 were disposed formally, 3,377 informally, and 2,371 were disposed by counselling or adjustment. Included in cases reported under the juvenile heading on the profile are civil termination of parental rights and juvenile traffic violations.
  - <sup>l</sup>Special source or revision in the data:  
 These figures were provided by the administrative office of the court during data verification.
  - <sup>n</sup>Information on time interval or age of pending data:  
 Trust cases pending are not included in the civil age of pending cases data.
- Source: North Dakota Judicial Council, Annual Report, 1979 (Bismarck, North Dakota). Statistics are from the annual report except that totals have been computed where necessary, and additional information was supplied by the administrative office of the court during data verification.

NORTH DAKOTA COUNTY COURT WITH INCREASED JURISDICTION  
 Court of limited jurisdiction  
 17 counties, 17 judges  
 January 1, 1979 to December 31, 1979

	Beginning pending	Filed	Disposed	End pending
<b>Civil:</b>				
<b>Law:</b>				
Civil .....	X	2,334	2,307	X
Small claims .....	X	5,108	5,942	X
<b>Estate:</b>				
<b>Probate/wills/intestate:</b>				
Probate .....	X	1,784	1,415	X
<b>Guardianship/conservatorship/trusteeship:</b>				
Guardianship/conservatorship .....	X	266	151	X
Total .....	X	2,050	1,566	X
<b>Mental health:</b>				
Mental health hearings held .....	N/A	N/A	600 <sup>1</sup>	N/A
Emergency commitment .....	N/A	N/A	250 <sup>1</sup>	N/A
Total .....	N/A	N/A	850 <sup>1</sup>	N/A
<b>Total civil .....</b>	<b>5,965<sup>1</sup></b>	<b>9,492<sup>1</sup></b>	<b>9,765<sup>1</sup></b>	<b>6,542<sup>1</sup></b>
<b>Criminal:</b>				
Misdemeanor .....	X	11,273	10,016	X
<b>Preliminary hearing:</b>				
Felony .....	X	1,174	1,053	X
<b>Total criminal .....</b>	<b>1,728<sup>1</sup></b>	<b>12,447</b>	<b>11,069</b>	<b>3,106<sup>1</sup></b>
<b>Traffic:</b>				
<b>Other traffic violation:</b>				
Noncriminal traffic .....	N/A	N/A	57,675	N/A
<b>Total traffic .....</b>	<b>N/A</b>	<b>N/A</b>	<b>57,675</b>	<b>N/A</b>
<b>Grand total .....</b>	<b>7,693<sup>1</sup></b>	<b>21,939<sup>1</sup></b>	<b>78,509<sup>1</sup></b>	<b>9,648<sup>1</sup></b>

Traffic dispositions	Other traffic violation
Convictions .....	57,123
Acquittals .....	542
Dismissals .....	10

Boldface headings indicate the classifications used by the CSIM project.  
 N/A = This case type is handled by the court, but the data are unavailable.

<sup>d</sup>Case definition or unit of count:

A civil case is counted with the filing of a petition or complaint.

The criminal case unit of count is the case number assigned to the information, indictment, or complaint.

<sup>i</sup>Data are not complete:

Total civil filed and pending figures do not include mental health cases. La Moure, Ramsey, and Ransom Counties did not report mental health cases disposed. Mental health data from these court locations therefore are not included in the grand total disposition figure, also.

Grand total filed and pending figures do not include mental health or traffic cases.

<sup>1</sup>Special source or revision in data:

Pending data were taken from the 1980 edition of the annual report.

Source: North Dakota Judicial Council, Annual Report, 1979, 1980 (Bismarck, North Dakota). Statistics are from the annual reports except that totals have been computed where necessary.

NORTH DAKOTA MUNICIPAL COURT  
 Court of limited jurisdiction  
 179 municipalities, 167 judges  
 January 1, 1979 to December 31, 1979

	Beginning pending	Filed	Disposed	End pending
<b>Traffic:</b>				
<b>Other traffic violation:</b>				
Criminal traffic .....	N/A	N/A	4,007	N/A
Noncriminal traffic .....	N/A	N/A	41,887	N/A
Total .....	N/A	N/A	45,894	N/A
<b>Total traffic .....</b>	<b>N/A</b>	<b>N/A</b>	<b>45,894</b>	<b>N/A</b>
<b>Grand total .....</b>	<b>N/A</b>	<b>N/A</b>	<b>45,894</b>	<b>N/A</b>

Traffic dispositions

Non-jury trial:	Other traffic violation		
	Criminal	Noncriminal	Total
Convictions .....	3,583	40,259	43,842
Acquittals .....	387	1,489	1,876
Dismissals .....	37	139	176

Boldface headings indicate the classifications used by the CSIM project.  
 N/A = This case type is handled by the court, but the data are unavailable.

Source: North Dakota Judicial Council, Annual Report, 1979 (Bismarck, North Dakota). Statistics are from the annual report except that totals have been computed where necessary.

NORTH DAKOTA COUNTY PROBATE COURT  
 Court of limited jurisdiction  
 36 counties, 36 judges  
 January 1, 1979 to December 31, 1979

	Beginning pending	Filed	Disposed	End pending
<b>Civil:</b>				
<b>Estate:</b>				
<b>Probate/wills/intestate:</b>				
Probate .....	X	1,435	1,186	X
<b>Guardianship/conservatorship/trusteeship:</b>				
Guardianship/conservatorship .....	X	157	98	X
Total .....	3,495 <sup>1</sup>	1,592	1,284	3,803 <sup>1</sup>
<b>Total civil .....</b>	<b>3,495<sup>1</sup></b>	<b>1,592</b>	<b>1,284</b>	<b>3,803<sup>1</sup></b>
<b>Grand total .....</b>	<b>3,495<sup>1</sup></b>	<b>1,592</b>	<b>1,284</b>	<b>3,803<sup>1</sup></b>

Boldface headings indicate the classifications used by the CSIM project.  
 N/A = This case type is handled by the court, but the data are unavailable.

<sup>d</sup>Case definition or unit of count:

A civil case is counted with the filing of a petition or complaint.

<sup>1</sup>Special source or revision in data:

Pending data were taken from the 1980 edition of the annual report.

Source: North Dakota Judicial Council, Annual Report, 1979, 1980 (Bismarck, North Dakota). Statistics are from the annual report except that totals have been computed where necessary.

NORTH DAKOTA COUNTY JUSTICE COURT  
 Court of limited jurisdiction  
 36 counties, 36 judges  
 January 1, 1979 to December 31, 1979

	Beginning pending	Filed	Disposed	End pending
<b>Civil:</b>				
<b>Law:</b>				
Civil .....	X	2	7	X
Small claims .....	X	1,099	1,061	X
<b>Mental health:</b>				
Mental health hearings .....	N/A	N/A	26	N/A
Emergency commitments .....	N/A	N/A	16	N/A
Total .....	N/A	N/A	42	N/A
Total civil .....	54 <sup>1</sup>	1,101 <sup>1</sup>	1,110	87 <sup>1</sup>
<b>Criminal:</b>				
Misdemeanor .....	X	3,101	3,077	X
Preliminary hearing:				
Felony .....	X	211	200	X
Total criminal .....	1,058 <sup>1</sup>	3,312	3,277	1,093 <sup>1</sup>
<b>Traffic:</b>				
Other traffic violation:				
Noncriminal traffic .....	N/A	N/A	22,889	N/A
Total traffic .....	N/A	N/A	22,889	N/A
Grand total .....	1,112 <sup>1</sup>	4,413 <sup>1</sup>	27,276	1,180 <sup>1</sup>

Traffic dispositions	
	Other traffic violation
Convictions .....	22,565
Acquittals .....	300
Dismissals .....	24

Boldface headings indicate the classifications used by the CSIM project.  
 N/A = This case type is handled by the court, but the data are unavailable.

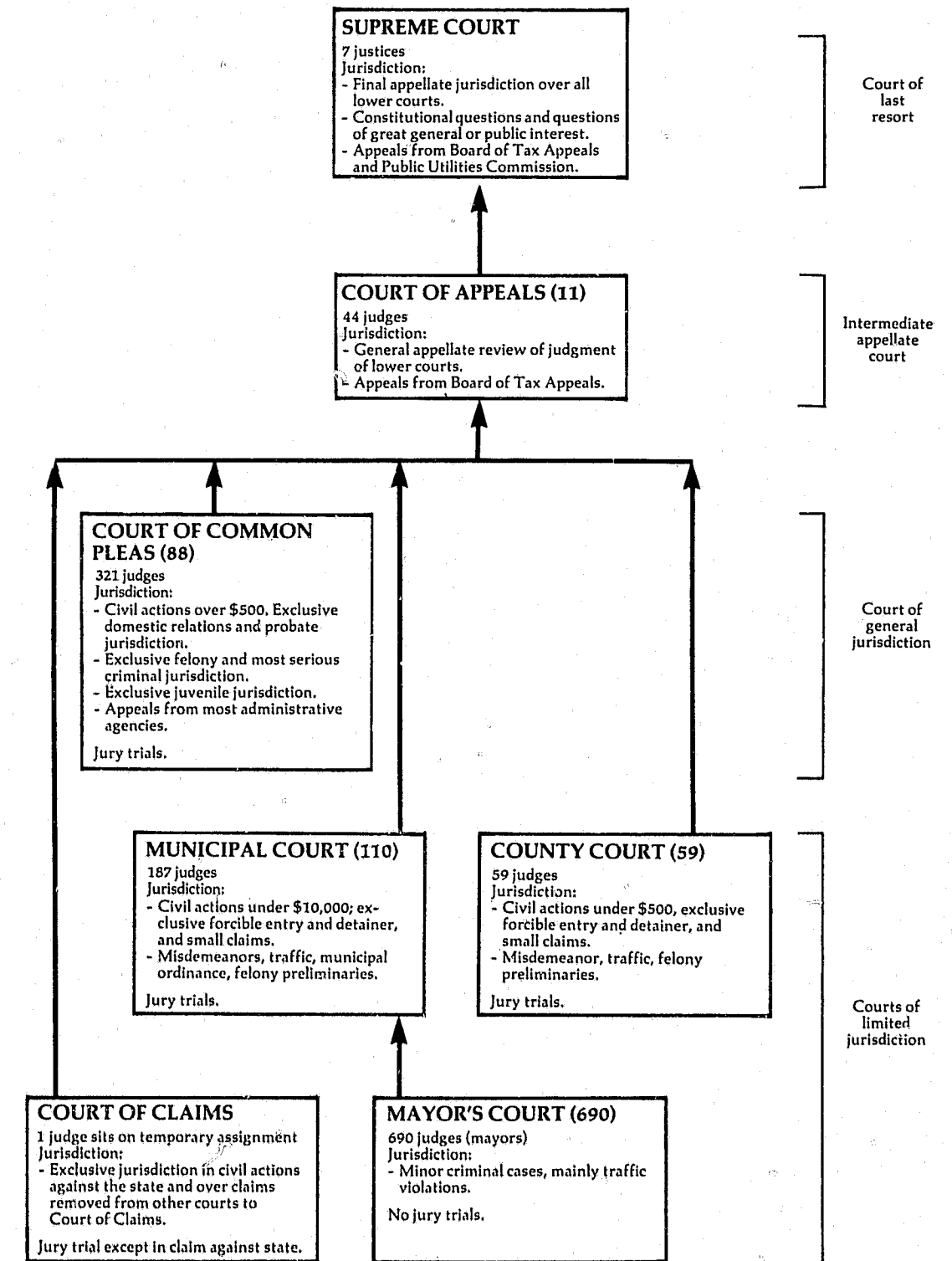
<sup>d</sup>Case definition or unit of count:  
 A civil case is counted with the filing of a petition or complaint.  
 The criminal case unit of count is the case number assigned to the information, indictment, or complaint.

<sup>i</sup>Data are not complete:  
 Total civil filed and pending figures do not include mental health cases.  
 Grand total filed and pending figures do not include traffic or mental health cases.

<sup>1</sup>Special source or revision in the data:  
 Pending data were taken from the 1980 edition of the annual report.

Source: North Dakota Judicial Council, Annual Report, 1979, 1980 (Bismarck, North Dakota). Statistics are from the annual report except that totals have been computed where necessary.

OHIO COURT SYSTEM, 1979



↑ Indicates route of appeal.

OHIO SUPREME COURT  
Court of last resort  
7 Justices  
January 1, 1979 to December 31, 1979

	Beginning pending	Filed	Disposed	End pending
<b>Cases:</b>				
<b>Appeals:</b>				
Pursuant to allowance .....	N/A	(146) <sup>e</sup>	73	N/A
Originating in Court of Appeals .....	N/A	69	62	N/A
Conflict .....	N/A	14	19	N/A
Capital punishment .....	N/A	0	0	N/A
<b>Appeal of administrative agency case:</b>				
Tax .....	N/A	36	30	N/A
P.U.C.O. ....	N/A	24	24	N/A
Total .....	N/A	60	54	N/A
Total appeals .....	N/A	143 (146) <sup>e</sup>	208	N/A
<b>Other cases:</b>				
<b>Original proceedings:</b>				
<b>Original jurisdiction:</b>				
Habeas corpus .....	N/A	25	34	N/A
Other original actions .....	N/A	139	142	N/A
Power sitting committee .....	N/A	1	1	N/A
Total .....	N/A	165	177	N/A
Disciplinary .....	N/A	28	23	N/A
Total .....	N/A	193	200	N/A
<b>Requests to appeal:</b>				
Motion for leave to appeal .....	N/A	582	537 (34) <sup>e</sup>	N/A
Motion to certify .....	N/A	803	683 (112) <sup>e</sup>	N/A
Total .....	N/A	1,385	1,220 (146) <sup>e</sup>	N/A
Total other cases .....	N/A	1,578	1,420 (146) <sup>e</sup>	N/A
Total cases .....	N/A	1,721 (146) <sup>e</sup>	1,628 (146) <sup>e</sup>	N/A

Boldface headings indicate the classifications used by the CSIM project.  
N/A = This case type is handled by the court, but the data are unavailable.

<sup>e</sup>Cases not included in the total to avoid double counting:  
Motions to certify and motions for leave to appeal that have been granted are not counted as disposed until the appeal is disposed; a filing is not counted for the resulting appeal. These granted motions are the numbers appearing in parentheses.

Source: Office of the Administrative Director, Ohio Courts Summary 1979 (Columbus, Ohio). Statistics are from the annual report except that totals have been computed where necessary.

OHIO COURT OF APPEALS  
Intermediate appellate court  
11 districts, 44 judges  
January 1, 1979 to December 31, 1979

	Beginning pending	Filed	Disposed	End pending
<b>Cases:</b>				
<b>Appeals:</b>				
Civil .....	2,776	4,423	4,452	2,7549
Criminal .....	1,800	2,881	2,776	1,8999
Total appeals .....	4,576	7,304	7,228	4,6539
<b>Other cases:</b>				
<b>Original proceedings:</b>				
Miscellaneous <sup>j</sup> .....	213	690	648	2569
Total other cases .....	213	690	648	2569
Total cases .....	4,789	7,994	7,876	4,9099

Manner of disposition

	Civil appeals	Criminal appeals	Miscellaneous <sup>j</sup>	Total
Full opinion .....	2,310	1,455	245	4,010
Per curiam .....	699	654	173	1,526
Dismissal .....	1,443	667	230	2,340

Boldface headings indicate the classifications used by the CSIM project.

<sup>g</sup>Change in pending does not equal the difference between filings and dispositions:  
Figures are as reported in the annual report.

<sup>j</sup>Explanation of data included in the category:

<sup>k</sup>Miscellaneous cases include habeas corpus, original actions, appeals of administrative agency cases, and appeals from the Court of Claims.

Source: Office of the Administrative Director, Ohio Courts Summary 1979 (Columbus, Ohio). Statistics are from the annual report except that totals have been computed where necessary.

OHIO COURT OF COMMON PLEAS  
Court of general jurisdiction  
88 counties, 321 judges  
January 1, 1979 to December 31, 1979

	Beginning pending	Filed	Disposed	End pending
<b>Civil:</b>				
<b>Tort:</b>				
Other tort:				
Personal injury .....	24,213 <sup>f</sup>	20,762	22,041	22,934
Wrongful death .....	N/A	650	800	N/A
Total .....	24,213 <sup>fi</sup>	21,412	22,841	22,934 <sup>g</sup>
<b>Domestic relations:</b>				
Adoption .....	N/A	6,766	6,919	N/A
<b>Other domestic relations:</b>				
Domestic relations .....	26,968 <sup>f</sup>	88,258	88,413	26,813
Birth records .....	N/A	2,752	2,746	N/A
Total .....	26,968 <sup>e</sup>	91,010	91,159	26,813 <sup>g</sup>
Total .....	26,968	97,776	98,078	26,813 <sup>g</sup>
<b>Estate:</b>				
<b>Probate/wills/intestate:</b>				
Decedents' estates .....	44,446 <sup>f</sup>	61,130	61,940	43,0629
Probate civil actions .....	3,502	5,069	5,772	2,5469
Minor's settlement .....	N/A	1,507	1,549	N/A
Total .....	47,948 <sup>i</sup>	67,706	69,261	45,6089 <sup>i</sup>
<b>Guardianship/conservatorship/trusteeship:</b>				
Guardianship and testamentary trusts .....	22,585 <sup>f</sup>	8,925	7,566	23,4139
Total .....	70,533 <sup>fi</sup>	76,631	76,827	69,0219 <sup>i</sup>
<b>Mental health:</b>				
Mental illness and retardation .....	N/A	8,609	8,436	N/A
<b>Appeals:</b>				
<b>Appeal of administrative agency case:</b>				
Workmen's compensation .....	2,075 <sup>f</sup>	2,154	1,813	2,416
Appropriations .....	479 <sup>f</sup>	609	572	516
Total .....	2,554 <sup>f</sup>	2,763	2,385	2,932
<b>Other civil:</b>				
Name change .....	N/A	3,245	3,233	N/A
All other civil .....	32,164 <sup>f</sup>	46,225	45,747	32,642
Total .....	32,164 <sup>fi</sup>	49,470	48,980	32,642 <sup>g</sup>
Total civil .....	156,432 <sup>fi</sup>	256,661	257,547	154,3429 <sup>i</sup>
<b>Criminal:</b>				
<b>Felony:</b>				
Criminal .....	7,576 <sup>f</sup>	33,544	33,709	7,4119
Total criminal .....	7,576 <sup>f</sup>	33,544	33,709	7,4119
<b>Juvenile:</b>				
Total juvenile .....	24,152 <sup>f</sup>	209,985	208,313	25,824
Grand total .....	188,160 <sup>fi</sup>	500,190	499,569	187,577 <sup>i</sup>

Trial<sup>d</sup>

	Jury	Non-jury	Total
<b>Civil:</b>			
Personal injury .....	932	2,186	3,118
Wrongful death .....			800
Domestic relations .....	--	11,993	11,993
<b>Appeal:</b>			
Appeal of administrative agency case ..	198	224	422
All other civil .....	536	8,673	9,209
Total .....	1,666	23,076	24,742
<b>Criminal:</b>			
Felony .....	2,132	1,808	3,940
Juvenile .....	--	13,496 <sup>k</sup>	13,496
Grand Total .....	3,798	38,380	42,178

Civil dispositions<sup>m</sup>

	Personal injury	Domestic relations	Agency appeal	All other civil
Dismissal without prejudice ..	2,252	22,817	382	8,490
Dismissal with prejudice .....	11,118	--	943	12,068
Default .....	884	--	118	10,428
Transfer .....	1,550	--	94	2,521
Uncontested .....	--	53,603	--	--
Pretrial .....	3,119	--	426	3,031

Age of pending cases

	Over 6 months	Over 12 months	Over 24 months
Personal injury .....	N/A	N/A	2,131
Workmen's compensation .....	N/A	641	N/A
Appropriations .....	273	N/A	N/A
Other civil .....	N/A	9,128	N/A
Criminal .....	252	N/A	N/A

Criminal dispositions

Guilty plea .....	20,251
Dismissed with prejudice .....	566
By unavailability .....	1,654
Transfer .....	1,368
Nolle prosequere .....	3,872
Pretrial .....	2,058

(continued on next page)



Boldface headings indicate the classifications used by the CSIM project.  
 N/A = This case type is handled by the court, but the data are unavailable.  
 -- = Not applicable.

<sup>d</sup>Case definition or unit of count:  
 A civil case is counted with the filing of a petition or complaint.  
 The criminal case unit of count is the number of defendants on the information or indictment.  
 A jury trial is counted when the jury is sworn.  
 A non-jury trial is counted when the first witness is sworn.

<sup>f</sup>Beginning pending figures for the 1979 court year do not equal the end pending figures for the 1978 court year:  
 Figures are as given in the annual report.

<sup>g</sup>Change in pending does not equal the difference between filings and dispositions:  
 Figures are as given in the annual report.

<sup>i</sup>Data are not complete:  
 Pending data were not reported for all civil categories. Only those reported are included in the total.

<sup>k</sup>Additional information:  
 In addition to the juvenile court trials reported, 97,015 hearings before a judge and 208,227 hearings before a referee were held in juvenile cases.

<sup>m</sup>Categories for disposition type or trial data:  
 Civil trial and disposition information includes only personal injury, appeal of administrative agency case, and other civil cases.

Source: Office of the Administrative Director, Ohio Courts Summary 1979 (Columbus, Ohio).<sup>o</sup> Statistics are from the annual report except that totals have been computed where necessary.

OHIO COUNTY COURT  
 Court of limited jurisdiction  
 59 courts, 59 Judges  
 January 1, 1979 to December 31, 1979

	Beginning pending	Filed <sup>j</sup>	Disposed	End pending
<b>Civil:</b>				
<b>Tort:</b>				
Other tort:				
Personal injury and property damage .....	59 <sup>f</sup>	347	248	158
Contract .....	1,097 <sup>f</sup>	5,271	4,699	1,669
Small claims .....	1,466 <sup>f</sup>	12,327	12,357	1,436
<b>Real property rights:</b>				
Forcible entry and detainer .....	373 <sup>f</sup>	2,741	2,772	342
Other civil .....	505 <sup>f</sup>	2,691	2,594	602
<b>Total civil .....</b>	<b>3,500<sup>f</sup></b>	<b>23,377</b>	<b>22,670</b>	<b>4,207</b>
<b>Criminal:</b>				
<b>Misdemeanor:</b> .....	2,154 <sup>f</sup>	23,108	22,775	2,487
<b>Preliminary hearing:</b>				
Felony .....	338 <sup>f</sup>	3,878	3,927	289
<b>Total criminal .....</b>	<b>2,492<sup>f</sup></b>	<b>26,986</b>	<b>26,702</b>	<b>2,776</b>
<b>Traffic:</b>				
<b>DWI/DUI:</b>				
Operating a motor vehicle while intoxicated .....	1,066 <sup>f</sup>	10,600	10,387	1,279
<b>Other traffic violation:</b>				
Traffic .....	4,053 <sup>f</sup>	136,891	136,251	4,693
<b>Total traffic .....</b>	<b>5,119<sup>f</sup></b>	<b>147,491</b>	<b>146,638</b>	<b>5,972</b>
<b>Grand total .....</b>	<b>11,111<sup>f</sup></b>	<b>197,854</b>	<b>196,010</b>	<b>12,955</b>

Trial<sup>d</sup>

	Jury	Non-jury	Total
<b>Civil<sup>m</sup>:</b>			
Tort .....	0	48	48
Contract .....	5	149	154
Real property rights .....	1	585	586
Other civil .....	3	538	541
Total .....	9	1,320	1,329
<b>Criminal:</b>			
Misdemeanor .....	113	1,968	2,081
<b>Traffic:</b>			
DWI/DUI .....	125	879	1,004
Other traffic violation ...	51	2,020	2,071
Total .....	176	2,899	3,075
<b>Grand total .....</b>	<b>298</b>	<b>6,187</b>	<b>6,485</b>

Civil dispositions

	Tort	Contract	Small claims	Real property rights	Other civil	Total
Pretrial .....	2	7	--	3	27	39
Dismissal for want of prosecution .....	15	201	761	139	67	1,183
Other dismissals .....	63	695	3,003	834	558	5,153
Transfer to other judge .....	1	8	159	2	3	173
Default hearing by judge .....	119	3,624	8,373	1,208	1,396	14,720
Default hearing by referee .....	0	10	61	0	2	73

<u>Criminal dispositions</u>			<u>Traffic dispositions</u>			
	Misdemeanor	Preliminary hearing	Total		Other traffic violations	Total
Plea .....	9,003	--	9,003	Plea .....	DWI/DUI	55,557
Pretrial .....	373	--	373	Pretrial .....	7,787	47,770
Dismissal for want of prosecution ..	1,302	168	1,470	Dismissal for want of prosecution ..	679	341
Other dismissals .....	3,852	667	4,519	Other dismissals .....	111	807
Transfer .....	192	--	192	Transfer .....	431	1,596
Violations Bureau .....	3,444	--	3,444	Violations Bureau .....	41	77
Preliminary hearing--bound over ...	--	2,089	2,089	Unavailability of accused .....	334	14,719
Waiver of preliminary hearing, bound over .....	--	732	732			
Unavailability of accused .....	2,528	271	2,799			

(continued on next page)

	Age of pending caseload			
	Over 1 month	Over 6 months	Over 12 months	Over 24 months
<b>Civil:</b>				
Tort	N/A	N/A	N/A	4
Contracts	N/A	N/A	155	(n)
Small claims	N/A	83	(n)	(n)
Real property rights	N/A	N/A	5	(n)
Other civil	N/A	N/A	12	(n)
<b>Criminal:</b>				
Misdemeanor	N/A	209	(n)	(n)
Preliminary hearing	87	(n)	(n)	(n)
<b>Traffic:</b>				
DWI/DUI	N/A	56	(n)	(n)
Other traffic violations	N/A	449	(n)	(n)

Boldface headings indicate the classifications used by the CSIM project.  
 N/A = This case type is handled by the court but the data are unavailable.  
 -- = Not applicable.

<sup>c</sup>Case definition or unit of count:  
 A civil case is counted with the filing of a petition or complaint. The criminal case unit of count is the number of defendants on the information or indictment.  
 A jury trial is counted when the jury is sworn.  
 A non-jury trial is counted when the first witness is sworn.  
 Hearings by administrative judges and referees are not included as non-jury trials.  
<sup>f</sup>Beginning pending figure for the 1979 court year does not equal the end pending figure for the 1978 court year:  
 Figures are as given in the annual report.  
<sup>j</sup>Explanation of data included in the category:  
 Filed figures include both reactivated cases and original filings.

<sup>m</sup>Categories for disposition type or trial data:  
 Civil trials do not include 8,373 hearings by judge in small claims cases.  
<sup>n</sup>Time interval or age of pending caseload data:  
 Contracts, forcible entry and detainer, and other civil cases pending over 24 months are included with those pending over 12 months.  
 Small claims, misdemeanor, and traffic cases pending over 12 months, and over 24 months are included with those pending over 6 months.  
 Preliminary hearing cases pending over 6 months, over 12 months, and over 24 months are included with those pending over 1 month.

Source: Office of the Administrative Director, Ohio Courts Summary 1979 (Columbus, Ohio). Statistics are from the annual report except that totals have been computed where necessary.

**OHIO COURT OF CLAIMS<sup>a</sup>**  
 Court of limited jurisdiction  
 1 court, 1 judge sits on temporary assignment  
 January 1, 1979 to December 31, 1979

	Beginning pending	Filed	Disposed	End pending
<b>Civil<sup>d</sup>:</b>				
<b>Appeal:</b>				
Appeal of administrative agency case:				
Administrative	405	411 <sup>k</sup>	525	291
Judicial	232	210 <sup>k</sup>	234	208
Victims of crimes	664	1,330	1,155	969
Total	1,301	1,951	1,914	1,468
Total civil	1,301	1,951	1,914	1,468
Grand total	1,301	1,951	1,914	1,468

Civil	Trial <sup>d</sup>			Civil dispositions	
	Jury	Non-jury	Total	Settlement	Termination without trial
	0	48	48	64	138

Boldface headings indicate the classifications used by the CSIM project.

<sup>a</sup>Court jurisdiction:  
 All cases where the amount of the claim exceeds \$1,000 must be determined by a judge. Where the amount of the claim is between \$100.01 and \$999.99, the claim is determined by a judge unless a waiver is filed. All claims from \$0.00 to \$100.00 and all claims between \$100.01 and \$999.99 where the right to trial has been waived are administratively determined by the clerk or deputy clerk of the Court of Claims.

<sup>c</sup>Case definition or unit of count:  
 A civil case is counted with the filing of a petition or complaint.  
 A jury trial is counted when the jury is sworn.  
 A non-jury trial is counted when the first witness is sworn.  
<sup>k</sup>Addition information:  
 Filings include reinstated cases.

Source: Office of the Administrative Director, Ohio Courts Summary 1979 (Columbus, Ohio). Statistics are from the annual report except that totals have been computed where necessary.

**OHIO MUNICIPAL COURT**  
 Court of limited jurisdiction  
 110 courts, 187 judges  
 January 1, 1979 to December 31, 1979

	Beginning pending	Filed <sup>j</sup>	Disposed	End pending
<b>Civil<sup>d</sup>:</b>				
<b>Tort:</b>				
Personal injury and property damage	9,833 <sup>f</sup>	19,252	18,267	10,818
Contract	59,429 <sup>f</sup>	185,475	179,206	65,698
Small claims	14,235 <sup>f</sup>	78,280	75,959	16,556
Real property rights:				
Forcible entry and detainer	14,536 <sup>f</sup>	54,659	52,753	16,442
Other civil	7,461 <sup>f</sup>	18,912	18,563	7,810
Total civil	105,494 <sup>f</sup>	356,578	344,748	117,324
<b>Criminal<sup>d</sup>:</b>				
Misdemeanor	24,612 <sup>f</sup>	264,704	254,634	34,682
Preliminary hearing:				
Felony	4,273 <sup>f</sup>	44,126	42,721	5,678
Total criminal	28,885 <sup>f</sup>	308,830	297,355	40,360
<b>Traffic:</b>				
<b>DWI/DUI:</b>				
Operating a motor vehicle while intoxicated	9,767 <sup>f</sup>	58,236	54,884	13,119
Other traffic violation:				
Traffic	59,361 <sup>f</sup>	1,166,055	1,169,070	56,346
Total traffic	69,128 <sup>f</sup>	1,224,291	1,223,954	69,465
Grand total	203,507 <sup>f</sup>	1,889,699	1,866,057	227,149

	Trial <sup>d</sup>				Total		
	Jury	Non-jury	Total		Jury	Non-jury	Total
<b>Civil<sup>m</sup>:</b>							
Tort	111	1,369	1,480				
Contract	132	4,874	5,006				
Real property rights	25	1,206	1,231				
Other civil	46	1,509	1,555				
Total	314	8,958	9,272				
<b>Criminal:</b>							
Misdemeanor	944	12,743	13,687				
<b>Traffic:</b>							
DWI/DUI	532	3,840	4,372				
Other traffic violation	220	15,793	16,013				
Total	752	19,633	20,385				
Grand total	2,010	41,334	43,344				

	Civil dispositions			Real property rights			Other civil		
	Tort	Contract	Total	Small claims	Real property rights	Other civil	Total		
Pretrial	1,185	4,739	5,924	--	548	572	7,044		
Dismissal for want of prosecution	1,139	8,866	9,995	4,584	7,346	721	22,656		
Other dismissals	5,319	34,367	39,686	18,350	11,836	4,489	74,361		
Transfer to other judge	326	977	1,303	933	156	167	2,559		
Default hearing by judge	6,381	97,617	104,000	18,460	18,218	9,815	150,491		
Default hearing by referee	2,437	27,634	30,071	33,632	13,418	1,244	78,365		

	Criminal dispositions			Traffic dispositions		
	Misdemeanor	Preliminary hearing	Total	DWI/DUI	Other traffic violations	Total
Plea	126,954	--	126,954			
Pretrial	8,485	--	8,485			
Dismissal for want of prosecution	6,191	1,836	8,027	38,865	387,269	426,134
Other dismissals	36,487	11,315	47,802	2,532	4,557	7,089
Transfer	1,104	--	1,104	625	3,471	4,096
Violations Bureau	26,224	--	26,224	3,247	43,901	47,148
Preliminary hearing--bound over	--	15,076	15,076	320	520	840
Waiver of preliminary hearing, bound over	--	11,717	11,717	--	567,413	567,413
Unavailability of accused	35,502	2,777	38,279	4,923	145,926	150,849

	Age of pending caseload			
	Over 1 month	Over 6 months	Over 12 months	Over 24 months
<b>Civil:</b>				
Tort	N/A	N/A	N/A	228
Contract	N/A	N/A	3,168	(n)
Small claims	N/A	1,292	(n)	(n)
Real property rights	N/A	N/A	452	(n)
Other civil	N/A	N/A	491	(n)
<b>Criminal:</b>				
Misdemeanor	N/A	6 <sup>g</sup>	(n)	(n)
Preliminary hearing	373	(n)	(n)	(n)
<b>Traffic:</b>				
DWI/DUI	N/A	192	(n)	(n)
Other traffic violation	N/A	1,081 <sup>l</sup>	(n)	(n)

Boldface headings indicate the classifications used by the CSIM project.  
 N/A = This case type is handled by the court but the data are unavailable.  
 -- = Not applicable.

**d**Case definition or unit of count:

A civil case is counted with the filing of a petition or complaint.  
 The criminal case unit of count is the number of defendants on the information or indictment.  
 A jury trial is counted when the jury is sworn.  
 A non-jury trial is counted when the first witness is sworn. Hearings by administrative judges and referees are not included as non-jury trials.

**f**Beginning pending figure for the 1979 court year does not equal the end pending figure for the 1978 court year:

Figures are as given in the annual report.

**j**Explanation of data included in the category:

Filed figures include both reactivated cases and original filings.

**k**Additional information:

In addition to the small claims dispositions reported on the chart, 933 small claims cases transferred were sent to the regular civil docket.

**l**Special source or revision in the data:

Figures footnoted were supplied by the office of the state court administrator during data verification.

**m**Categories for disposition type or trial data:

Civil trials do not include 18,460 hearings by judge in small claims cases.

**n**Time interval or age of pending data:

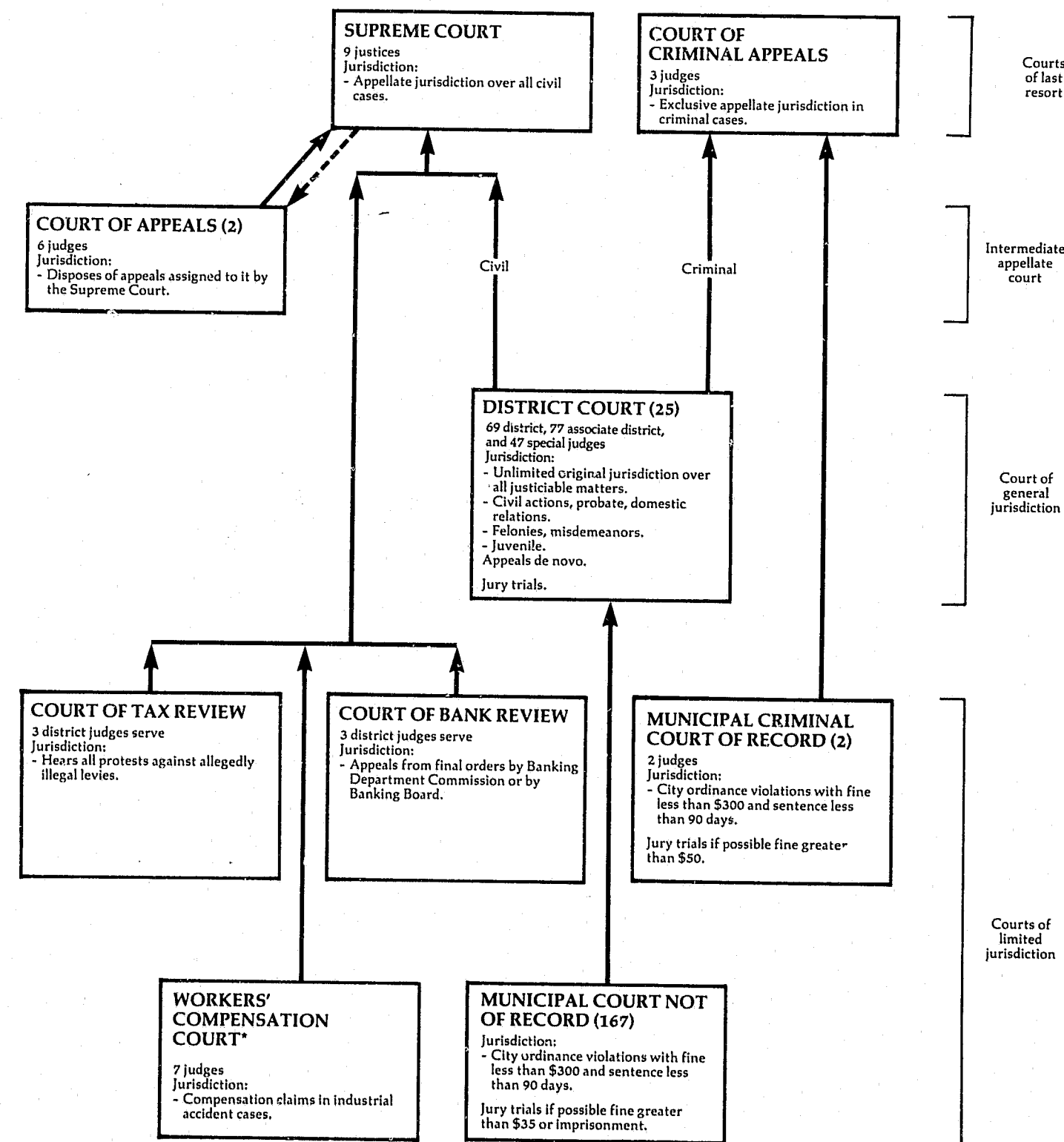
Contract, forcible entry and detainer, and other civil cases pending over 24 months are included with those pending over 12 months.  
 Small claims, misdemeanor, and traffic cases pending over 12 months and over 24 months are included with those pending over 6 months.  
 Preliminary hearing cases pending over 6 months, over 12 months, and over 24 months are included with those pending over 1 month.

Source: Office of the Administrative Director, Ohio Courts Summary 1979 (Columbus, Ohio). Statistics are from the annual report except that totals have been computed where necessary, and additional information was supplied by the state court administrative office during data verification.

**OHIO MAYORS' COURT**  
 Court of limited jurisdiction  
 690 courts, 690 judges (mayors)  
 January 1, 1979 to December 31, 1979

There were no data available for cases handled in the Mayors' Court for 1979.

**OKLAHOMA COURT SYSTEM, 1979**



↑ Indicates route of appeal.  
 ↑ Indicates assignment of cases.

OKLAHOMA SUPREME COURT<sup>a</sup>  
Court of last resort  
9 Justices  
January 1, 1979 to December 31, 1979

	Beginning pending	Filed	Disposed	End pending
<b>Cases:</b>				
<b>Appeals:</b>				
Civil <sup>j</sup> .....	X	741 (71) <sup>e</sup>	540	X
Total appeals .....	X	741 (71) <sup>e</sup>	540	X
<b>Other cases:</b>				
Original proceedings .....	X	246	209	X
Requests to appeal:				
Civil:				
Certiorari .....	N/A	189	132 (71) <sup>e</sup>	N/A
Total other cases <sup>j</sup> .....	X <sup>i</sup>	435	341 (71) <sup>e</sup>	X <sup>i</sup>
<b>Total cases<sup>j</sup> .....</b>	<b>1,620<sup>f</sup></b>	<b>1,176 (71)<sup>e</sup></b>	<b>881 (71)<sup>e</sup></b>	<b>1,903<sup>i</sup></b>
<b>Other proceedings:</b>				
Rehearing requests .....	N/A	82	81 <sup>k</sup>	N/A
Other matters:				
Special matters .....	N/A	246	209	N/A
<b>Total other proceedings .....</b>	<b>N/A</b>	<b>328</b>	<b>290</b>	<b>N/A</b>
	<b>Manner of disposition</b>	<b>Disposition of requests for certiorari</b>	<b>Status of pending caseload (12/31/79)</b>	
Opinions rendered .....	277	Writ granted .....	71	Cases at issue but not assigned .....
Orders, dismissals, etc. ....	278	Writ denied .....	132	Cases on assignment .....
				174
				279

Boldface headings indicate the classifications used by the CSIM project.  
N/A = This case type is handled by the court but the data are unavailable.  
X = The data for this case type are known to be included in the total, but were not available by category.

- <sup>a</sup>Court jurisdiction: The Supreme Court is the court of last resort for civil cases.
  - <sup>e</sup>Cases not included in the total to avoid double counting: Petitions for certiorari that have been granted are not counted as disposed until the appeal is disposed; a filing is not counted for the resulting appeal. These granted petitions are the numbers appearing in parentheses.
  - <sup>f</sup>Beginning pending figure for the 1979 court year does not equal the end pending figure for the 1978 court year: Figures are as given in the annual report.
  - <sup>g</sup>Change in pending does not equal the difference between filings and dispositions: The imbalance is caused by certiorari data not being included in the pending figures. Figures are as given in the annual report.
  - <sup>i</sup>Data are not complete: Total other cases and total cases pending figures do not include certiorari cases pending.
  - <sup>j</sup>Explanation of data included in the category: All civil appeals are originally filed in the Supreme Court. The Supreme Court then assigns some of these cases to the Court of Appeals for disposition. Therefore, cases assigned, disposed, and pending in the Court of Appeals have been deducted from the Supreme Court's appeals category and utilized as caseload figures for the Court of Appeals. There were 482 cases transferred to the Court of Appeals in 1979.
  - <sup>k</sup>Additional information: Rehearing requests were denied in 81 of the cases.
  - <sup>l</sup>Special source or revision in the data: The number of rehearing requests disposed was provided by the administrative office of the courts during data verification.
- Source: Administrative Director of the Courts, Report on the Judiciary 1979 (Oklahoma City, Oklahoma). Statistics are from the annual report except that totals have been computed where necessary, and additional information was supplied by the Administrative Office of the Courts during data verification.

OKLAHOMA COURT OF CRIMINAL APPEALS<sup>a</sup>  
Court of last resort  
3 Judges  
January 1, 1979 to December 31, 1979

	Beginning pending	Filed	Disposed	End pending
<b>Cases:</b>				
<b>Appeals:</b>				
Criminal .....	X	X	X	X
Postconviction remedy:				
Postconviction .....	X	X (23) <sup>e</sup>	X	X
Juvenile .....	X	X	X	X
Total appeals .....	X	294 <sup>j</sup> (23) <sup>e</sup>	284 <sup>j</sup>	X
<b>Other cases:</b>				
Original proceedings:				
Original jurisdiction:				
Habeas corpus .....	X	X	X	X
Mandamus .....	X	X	X	X
Prohibition .....	X	X	X	X
Total .....	X	X	X	X
Advisory opinion:				
Reserved question of law .....	X	X	X	X
Total .....	X	331	294	X
Requests to appeal:				
Postconviction remedy:				
Postconviction .....	X	121	X (23) <sup>e</sup>	X
Criminal:				
Certiorari .....	X	(j)	(j)	X
Total .....	X	121 <sup>i</sup>	X	X
Sentence review only:				
Review of suspended sentence .....	X	(j)	(j)	X
Total other cases .....	X	452 <sup>i</sup>	436 <sup>i</sup>	X
<b>Total cases .....</b>	<b>382</b>	<b>746 (23)<sup>e</sup></b>	<b>720 (23)<sup>e</sup></b>	<b>480</b>

Disposition of cases

	Opinion <sup>m</sup>	Order <sup>m</sup>	Total
Affirmed .....	191	0	191
Affirming denial .....	0	81	81
Modified and affirmed ....	14	0	14
Reversed .....	54	13	67
Dismissed .....	25	57	82
Granted .....	0	120	120
Denied .....	0	165	165
Total .....	284	436	720

Boldface headings indicate the classifications used by the CSIM project.  
X = The data for this case type are known to be included in the total, but were not available by category.

- <sup>a</sup>Court jurisdiction: The Court of Criminal Appeals has exclusive appellate jurisdiction in criminal cases. It is the court of last resort for criminal cases.
  - <sup>e</sup>Cases not included in the total to avoid double counting: Postconviction cases granted are not counted as disposed until the resulting appeal is disposed; a new filing is not counted for the associated appeal. These granted cases are the numbers appearing in parentheses.
  - <sup>i</sup>Data are not complete: Total requests to appeal do not include criminal cases. Total other cases do not include criminal requests to appeal or sentence review only cases.
  - <sup>j</sup>Explanation of data included in the category: Total appeals filed and disposed include criminal requests to appeal and sentence review only cases.
  - <sup>m</sup>Information on disposition type or trial data: All appeals are disposed by opinion; all original proceedings are disposed by order.
- Source: Administrative Director of the Courts, Report on the Judiciary 1979 (Oklahoma City, Oklahoma). Statistics are from the annual report except that totals have been computed where necessary.

OKLAHOMA COURT OF APPEALS<sup>a</sup>  
Intermediate appellate court  
2 divisions, 6 judges  
January 1, 1979 to December 31, 1979

	Beginning pending	Filed	Disposed	End pending
<b>Cases:</b>				
<b>Appeals:</b>				
<b>Civil:</b>	116 <sup>h</sup>	482 (71) <sup>e</sup>	435	163 <sup>h</sup>
Total appeals	116 <sup>h</sup>	482 (71) <sup>e</sup>	435	163 <sup>h</sup>
<b>Other cases:</b>				
<b>Requests to appeal:</b>				
<b>Civil:</b>				
Certiorari	N/A	165	137 (71) <sup>e</sup>	N/A
Total other cases	N/A	165	137 (71) <sup>e</sup>	N/A
<b>Total cases</b>	116 <sup>h</sup>	647 (71) <sup>e</sup>	572 (71) <sup>e</sup>	163 <sup>h</sup>

Manner of disposition

Opinions rendered	435
Certiorari granted	132
Certiorari denied	71
Certiorari dismissed	5

Boldface headings indicate the classifications used by the CSIM project.

<sup>a</sup>Court jurisdiction:

Cases are assigned to the Court of Appeals by the Supreme Court. The Court of Appeals hears only civil cases assigned to it and has no original jurisdiction.

<sup>e</sup>Cases not included in the total to avoid double counting:

Petitions for certiorari that are granted are not counted as disposed until the resulting appeal is disposed; a filing is not counted for the resulting appeal. These granted petitions are the numbers appearing in parentheses.

<sup>h</sup>Figure was computed:

Beginning pending figure for 1979 was computed as the end pending figure in the 1978 annual report.

End pending figure was computed from filings, dispositions, and beginning pending.

<sup>i</sup>Data are not complete:

Total pending data do not include certiorari cases.

Source: Administrative Director of the Courts, Report on the Judiciary 1979 (Oklahoma City, Oklahoma). Statistics are from the annual report except that totals have been computed where necessary.

OKLAHOMA DISTRICT COURT  
Court of general jurisdiction  
25 districts: 69<sup>c</sup> district, 77 associate, and 48 special judges  
January 1, 1979 to December 31, 1979

	Beginning pending	Filed	Disposed	End pending
<b>Civil:</b>				
<b>Tort:</b>				
Auto tort:				
Auto negligence	3,953 <sup>f</sup>	4,134	3,365	4,722
Other tort	3,329 <sup>f</sup>	3,680	2,856	4,153
Total	7,282 <sup>f</sup>	7,814	6,221	8,875
<b>Contract:</b>				
Contractual	20,389 <sup>f</sup>	22,969	17,860	15,498
<b>Small claims:</b>				
Possession of personal property	1,279 <sup>f</sup>	2,235	2,220	1,294
Possession of real property	2,963 <sup>f</sup>	8,829	7,320	4,472
Other small claims	50,405 <sup>f</sup>	67,007	64,876	52,536
Total	54,647 <sup>f</sup>	78,071	74,416	58,302
<b>Real property rights:</b>				
Lien or mortgage foreclosure	1,976 <sup>f</sup>	2,812	2,491	2,397
Real property	3,060 <sup>f</sup>	4,738	4,389	5,409
Approval of conveyance of Indian lands	88 <sup>f</sup>	450	472	66
Total	5,124 <sup>f</sup>	8,000	7,352	5,872
<b>Domestic relations:</b>				
<b>Marriage dissolution:</b>				
Divorce	16,528 <sup>f</sup>	33,171	30,796	18,903
Separate maintenance	721	593	414	900
Annulment	172	342	323	191
Total	17,421 <sup>f</sup>	34,106	31,533	19,994
<b>Support/custody:</b>				
Reciprocal support--incoming	3,260	2,734	2,585	3,409
Reciprocal support--outgoing	1,276	1,087	1,091	1,272
Total	4,536	3,821	3,676	4,681
<b>Adoption</b>	1,518	2,932	2,688	1,762
<b>Other domestic relations:</b>				
Paternity proceedings	228 <sup>f</sup>	173	112	289
Other domestic	148	327	384	91
Total	376 <sup>f</sup>	500	496	380
Total	23,851 <sup>f</sup>	41,359	38,393	26,817
<b>Estate:</b>				
<b>Probate/wills/intestate:</b>				
Administration of estates and probate proper	12,033	9,161	7,711	13,483
Determination of death of joint or life tenant	588	2,991	2,859	720
Other probate	91 <sup>f</sup>	165	151	105
Total	12,712 <sup>f</sup>	12,317	10,721	14,308
<b>Guardianship/conservatorship/trusteeship:</b>				
Guardianship and conservatorship	3,261 <sup>f</sup>	1,706	1,427	3,540
Total	15,973 <sup>f</sup>	14,023	12,148	17,848
<b>Mental health</b>	829	2,708	2,676	861
<b>Appeal:</b>				
<b>Appeal of administrative agency case:</b>				
Appeals from administrative tribunals	509 <sup>f</sup>	1,092	1,052	549
<b>Extraordinary writs:</b>				
Injunction, quo warranto, mandamus, habeas corpus	1,365 <sup>f</sup>	1,908	1,124	2,149
Other civil	5,284 <sup>f</sup>	7,192	5,635	6,841
<b>Total civil</b>	135,253 <sup>f</sup>	185,136	166,877	143,612
<b>Criminal:</b>				
<b>Felony:</b>				
Crime against person	5,142	4,820	5,413	4,549
Crime against property	12,825	10,573	9,636	13,732
Other felony	9,691	7,360	5,461	11,590
Total	27,658	22,753	20,510	29,871
<b>Misdemeanor:</b>				
Other misdemeanor	19,201 <sup>f</sup>	36,608	36,077	19,732
<b>Appeal:</b>				
Appeals from city-funded courts	1,165 <sup>f</sup>	429	357	1,237
<b>Postconviction remedy:</b>				
Felony postconviction appeals	N/A	519	422	N/A
<b>Total criminal</b>	48,024 <sup>f</sup>	60,309	57,366	50,840 <sup>f</sup>
<b>Traffic:</b>				
<b>DWI/DUI:</b>				
Driving while intoxicated	7,450 <sup>f</sup>	11,522	11,546	7,426
<b>Other traffic violation:</b>				
Traffic	47,320 <sup>f</sup>	182,793	176,752	53,361
<b>Total traffic</b>	54,770 <sup>f</sup>	194,315	188,298	60,787

(continued on next page)

<b>Juvenile:</b>				
<b>Criminal-type offense:</b>				
Juvenile delinquency .....	3,840 <sup>f</sup>	4,131	3,989	3,982
<b>Status offense:</b>				
Children in need of supervision .....	1,375 <sup>f</sup>	1,123	1,110	1,388
<b>Non-offense:</b>				
Dependency and neglect .....	2,280 <sup>f</sup>	1,876	2,060	2,097
Other juvenile .....	72 <sup>f</sup>	193	157	108
<b>Total juvenile .....</b>	<b>7,567<sup>f</sup></b>	<b>7,323</b>	<b>7,316</b>	<b>7,575</b>
<b>Grand total<sup>i</sup> .....</b>	<b>245,614<sup>f1</sup></b>	<b>447,083</b>	<b>419,857</b>	<b>262,814<sup>1</sup></b>

	Trial or contest <sup>d</sup>				Age of pending caseload (12/31/79)		
	Jury	Non-jury	Total		0-12 months	12-24 months	Over 24 months
<b>Civil:</b>				<b>Criminal:</b>			
<b>Tort:</b>				Felony .....	X	X	1,966
Auto tort .....	X	X	649	Misdemeanor .....	X	X	4,121
Other tort .....	X	X	765	Appeal .....	X	X	183
Total .....	X	X	1,414	Total .....	X	X	6,270
<b>Contract</b> .....	X	X	2,613	<b>Traffic:</b>			
Small claims .....	--	9,378	9,378	DWI/DUI .....	X	X	1,845
Real property rights .....	X	X	2,177	Other traffic violation .....	X	X	8,602
<b>Domestic relations:</b>				Total .....	X	X	10,447
Marriage dissolution .....	--	5,816	5,816	<b>Juvenile:</b>			
Support/custody .....	--	691	691	Criminal-type offense .....	X	X	2,284
Adoption .....	--	65	65	Status offense .....	X	X	561
Other domestic relations .....	--	21	21	Non-offense .....	X	X	1,466
Total .....	--	6,593	6,593	Total .....	X	X	4,311
<b>Estate:</b>				Grand total .....	X	X	46,020
Probate/wills/intestate ...	--	204	204				
Guardianship/conservatorship/trusteeship .....	--	60	60				
Total .....	--	264	264				
Mental health .....	X	184	184				
Appeal .....	X	X	305				
Extraordinary writ .....	X	X	484				
Other civil .....	X	X	1,580				
Total .....	X	X	24,992				

Boldface headings indicate the classifications used by the CSIM project.  
 N/A = This case type is handled by the court, but the data are unavailable.  
 X = The data for this case type are known to be included in the total but were not available by category.  
 -- = Not applicable.

<sup>c</sup>Judge information:  
 Three of the district judgeships were vacant at the beginning of 1979; there were 66 judges actually serving.

<sup>d</sup>Case definition or unit of count:  
 A civil case is counted with the filing of a petition or complaint.  
 The criminal case unit of count is the number of informations or indictments.  
 A trial or contest is counted if tried to completion.

<sup>f</sup>Beginning pending figure for the 1979 court year does not equal the end pending figure for the 1978 court year:  
 Figures are as given in the annual report.

<sup>i</sup>Data are not complete:  
 Total criminal and grand total pending figures do not include pending figures for felony postconviction appeals. This category is included in the filing and disposition totals.

<sup>m</sup>Categories for disposition type or trial data:  
 On demurrer, abatement, or motion to dismiss, and pretrial are dispositions for auto tort, non-auto tort, property rights, contract, administrative, extraordinary writs, and other civil cases only.  
 Dismissal, decree or approved settlement, decree or order after trial, decree or guilty plea, and by order or settlement are dispositions for domestic relations cases only.  
 Bond forfeitures are not included in the disposed figures of the previous page.

Source: Administrative Director of the Courts, Report on the Judiciary 1979 (Oklahoma City, Oklahoma). Statistics are from the annual report except that totals have been computed where necessary.

**WORKERS' COMPENSATION COURT<sup>k</sup>**  
 Court of limited jurisdiction<sup>a</sup>  
 1 court, 7 judges  
 January 1, 1979 to December 31, 1979

	Beginning pending	Filed	Disposed	End pending
<b>Civil<sup>d</sup>:</b>				
<b>Appeal:</b>				
Appeal of administrative agency case .....	N/A	N/A	11,851	N/A
<b>Total civil .....</b>	<b>N/A</b>	<b>N/A</b>	<b>11,851</b>	<b>N/A</b>
<b>Grand total .....</b>	<b>N/A</b>	<b>N/A</b>	<b>11,851</b>	<b>N/A</b>

Boldface headings indicate the classifications used by the CSIM project.  
 N/A = This case type is handled by the court, but the data are unavailable.

<sup>a</sup>Court jurisdiction:  
 The special jurisdiction is limited to injuries to an employee arising out of his employment.

<sup>d</sup>Case definition or unit of count:  
 A case for this court is a new claim or an ancillary proceeding to an existing claim.

<sup>k</sup>Additional information:  
 Prior to July 1, 1978, the name of this court was the State Industrial Court.

Source: Administrative Director of the Courts, Report on the Judiciary 1979 (Oklahoma City, Oklahoma). Statistics are from the annual report except that totals have been computed where necessary.

**OKLAHOMA COURT OF BANK REVIEW**  
 Court of limited jurisdiction  
 1 court, 3 district judges serve  
 January 1, 1979 to December 31, 1979

	Beginning pending	Filed	Disposed	End pending
<b>Civil<sup>d</sup>:</b>				
<b>Appeal:</b>				
Appeal of administrative agency case .....	11	5	9	19
<b>Total civil .....</b>	<b>11</b>	<b>5</b>	<b>9</b>	<b>19</b>
<b>Grand total .....</b>	<b>11</b>	<b>5</b>	<b>9</b>	<b>19</b>

Boldface headings indicate the classifications used by the CSIM project.

<sup>d</sup>Case definition or unit of count:  
 A civil case is counted with the filing of a petition or complaint.

<sup>9</sup>Change in pending does not equal the difference between filings and dispositions:  
 Figures are as given in the annual report.

Source: Administrative Director of the Courts, Report on the Judiciary 1979 (Oklahoma City, Oklahoma). Statistics are from the annual report except that totals have been computed where necessary.

**OKLAHOMA COURT OF TAX REVIEW**  
 Court of limited jurisdiction  
 1 court, 3 district judges serve  
 January 1, 1979 to December 31, 1979

	Beginning pending	Filed	Disposed	End pending
<b>Civil<sup>d</sup>:</b>				
<b>Appeal:</b>				
Appeal of administrative agency case .....	0	6	6	0
<b>Total civil .....</b>	<b>0</b>	<b>6</b>	<b>6</b>	<b>0</b>
<b>Grand total .....</b>	<b>0</b>	<b>6</b>	<b>6</b>	<b>0</b>

Boldface headings indicate the classifications used by the CSIM project.

<sup>d</sup>Case definition or unit of count:  
 A civil case is counted with the filing of a petition or complaint.

Source: Administrative Director of the Courts, Report on the Judiciary 1979 (Oklahoma City, Oklahoma). Statistics are from the annual report except that totals have been computed where necessary.

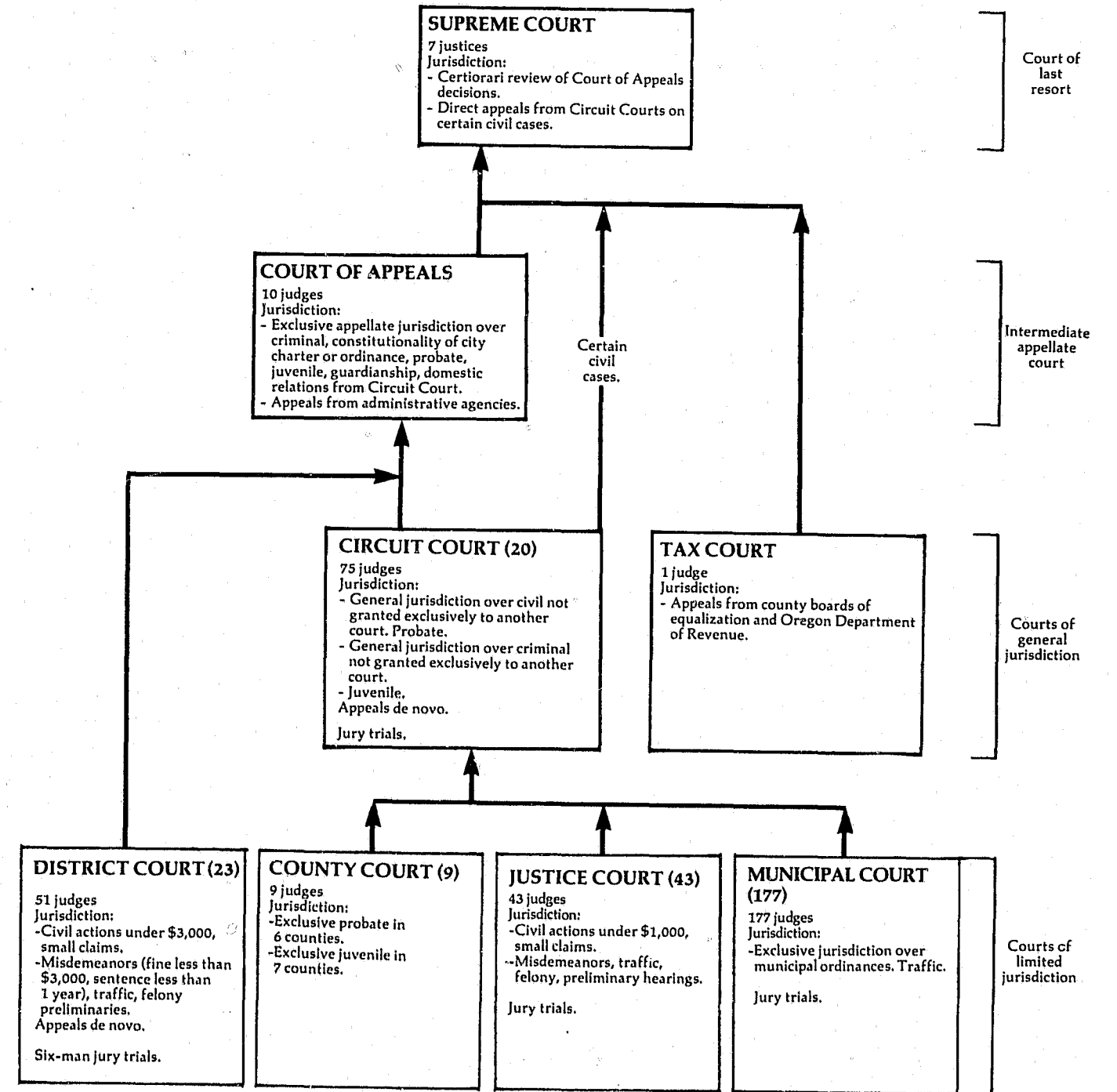
**OKLAHOMA MUNICIPAL CRIMINAL COURT OF RECORD**  
 Court of limited jurisdiction  
 2 courts, 2 judges  
 January 1, 1979 to December 31, 1979

There were no data for cases handled in the Municipal Criminal Court of Record for 1979.

**OKLAHOMA MUNICIPAL COURT NOT OF RECORD**  
 Court of limited jurisdiction  
 167 courts  
 January 1, 1979 to December 31, 1979

There were no data available for cases handled in the Municipal Court Not of Record for 1979.

**OREGON COURT SYSTEM, 1979**



OREGON SUPREME COURT<sup>a</sup>  
Court of last resort  
7 justices  
January 1, 1979 to December 31, 1979

	Beginning pending	Filed	Disposed	End pending
<b>Cases:</b>				
<b>Appeals:</b>				
<b>Civil:</b>				
Tax Court appeals .....	X	13	X	X
Court of Appeals review allowed .....	X	( 47) <sup>e</sup>	X	X
Total .....	X	13( 47) <sup>e</sup>	X	X
<b>Criminal:</b>				
Appeal of administrative agency case:				
Administrative agency review .....	X	( 8) <sup>e</sup>	X	X
Worker's compensation .....	X	( 9) <sup>e</sup>	X	X
Total .....	X	( 17) <sup>e</sup>	X	X
<b>Postconviction:</b>				
Corrections disciplinary review .....	X	( 4) <sup>e</sup>	X	X
Total appeals .....	X	13(104) <sup>e</sup>	X	X
<b>Other cases:</b>				
<b>Original proceedings:</b>				
<b>Original jurisdiction:</b>				
Ballot title .....	X	6	X	X
Habeas corpus .....	X	31	X	X
Mandamus .....	X	63	X	X
Other .....	X	6	X	X
Total .....	X	106	X	X
<b>Disciplinary:</b>				
Judicial fitness .....	X	0	X	X
Bar proceedings .....	X	56	X	X
Total .....	X	162	X	X
<b>Requests to appeal:</b>				
<b>Petitions for review:</b>				
Civil .....	X	X	X( 47) <sup>e</sup>	X
Criminal .....	X	X	X( 36) <sup>e</sup>	X
Juvenile .....	X	X	X( 0) <sup>e</sup>	X
<b>Postconviction remedy:</b>				
Postconviction and habeas corpus .....	X	X	X( 0) <sup>e</sup>	X
Corrections disciplinary review .....	X	X	X( 4) <sup>e</sup>	X
Total .....	X	X	X( 4) <sup>e</sup>	X
<b>Appeal of administrative agency cases:</b>				
Administrative agency review .....	X	X	X( 8) <sup>e</sup>	X
Worker's compensation .....	X	X	X( 9) <sup>e</sup>	X
Total .....	X	X	X( 17) <sup>e</sup>	X
Total .....	109	552	X(104) <sup>e</sup>	92
Total other cases .....	X	714	X(104) <sup>e</sup>	X
<b>Total cases .....</b>	<b>251</b>	<b>727(104)<sup>e</sup></b>	<b>799(104)<sup>e</sup></b>	<b>1649</b>

Manner of disposition	
Written opinion .....	195
Dismissed or otherwise disposed without opinion .....	139

Disposition of appeals <sup>m</sup>	
Affirmed .....	84
Reversed .....	72
Modified .....	29
Dismissed with opinion .....	3
Miscellaneous <sup>m</sup> .....	7

Time interval data (average days)	
Notice of appeal to date case at issue.....	165
Date case at issue to final decision.....	197
Notice of appeal to final decision.....	362

Status of pending caseload <sup>j</sup> (12/31/79)	
Not at issue .....	22
At issue .....	23
Under advisement .....	27

Boldface headings indicate the classifications used by the CSIM project.  
X = The data for this case type are known to be included in the total but were not available by category.

<sup>a</sup>Court jurisdiction:  
The Court of Appeals assumed jurisdiction over all civil appeals from the Circuit Court on January 1, 1978.

<sup>e</sup>Cases not included in the total to avoid double counting:  
Petitions for review granted are not counted as dispositions until the appeal is disposed; the filing of the resulting appeal is not counted. These granted petitions are the numbers appearing in parentheses.

<sup>g</sup>Change in pending does not equal the difference between filings and dispositions:  
Figures are a given in the annual report.

<sup>j</sup>Explanation of data included in the category:  
Status of pending caseload data are given for appeals and original jurisdiction cases only.

<sup>m</sup>Categories for disposition type or trial data:  
Disposition of appeals chart includes data only from cases decided by written opinion.  
Miscellaneous appeal dispositions include cases of mandamus, other original jurisdiction cases, and bar proceedings.

Source: Office of the State Court Administrator, 26th Annual Report Relating to Judicial Administration in the Courts of Oregon, 1979 (Salem, Oregon). Sources of case data are available. Statistics are from the annual report except that totals have been computed where necessary.

OREGON COURT OF APPEALS  
Intermediate appellate court  
10 judges  
January 1, 1979 to December 31, 1979

	Beginning pending	Filed	Disposed	End pending
<b>Cases:</b>				
<b>Appeals:</b>				
<b>Civil:</b>				
Civil .....	X	1,091	X	X
<b>Criminal:</b>				
Criminal .....	X	1,366	X	X
Traffic .....	X	109	X	X
Total .....	X	1,475	X	X
<b>Juvenile:</b>				
Juvenile .....	X	67	X	X
<b>Appeal of administrative agency case:</b>				
Workmen's compensation .....	X	266	X	X
Administrative agency review .....	X	200	X	X
Corrections disciplinary review .....	X	242	X	X
Parole board review .....	X	67	X	X
Total .....	X	775	X	X
<b>Postconviction remedy:</b>				
Postconvictions and habeas corpus .....	X	48	X	X
Total appeals .....	1,446	3,456	3,369	1,533
<b>Total cases .....</b>	<b>1,446</b>	<b>3,456</b>	<b>3,369</b>	<b>1,533</b>

Manner of disposition	
Decision by opinion .....	687
Per curiam and memorandum decisions .....	872
Bench decisions .....	497
Dismissed/transferred .....	1,111
Consolidation .....	202

Disposition of appeals <sup>m</sup>	
Affirmed .....	1,703
Reversed .....	424
Modified .....	107
Dismissed on merits .....	6
Miscellaneous .....	18

Time interval data (average days)	
Notice of appeal to date case at issue .....	147
Date case at issue to final decision .....	70
Notice of appeal to final decision .....	217

Non-criminal appeals

Status of pending caseload (12/31/79)	
Not at issue .....	1,147
At issue .....	178
Under advisement .....	208

Boldface headings indicate the classifications used by the CSIM project.  
X = The data for this case type are known to be included in the total but were not available by category.

<sup>l</sup>Special source or revision in data:  
Breakdowns for time interval data were supplied by the administrative office of the court during data verification.

<sup>m</sup>Information on disposition type or trial data:  
This analysis includes cases closed by consolidation.

Source: Office of the State Court Administrator, 26th Annual Report Relating to Judicial Administration in the Courts of Oregon, 1979 (Salem, Oregon). Sources of case data are available. Statistics are from the annual report except that totals have been computed where necessary.



OREGON CIRCUIT COURT  
Court of general jurisdiction  
20 circuits, 75 judges  
January 1, 1979 to December 31, 1979

	Beginning pending	Filed	Disposed	End pending
<b>Civil:</b>				
Law	X	X	X	X
Equity	X	X	X	X
<b>Domestic relations:</b>				
Marriage dissolution:				
Dissolution	13,171	26,873	26,795	13,249
Adoption	N/A	2,094	N/A	N/A
Total	13,171 <sup>i</sup>	28,967	26,795 <sup>i</sup>	13,249 <sup>i</sup>
<b>Estate:</b>				
Probate/wills/intestate:				
Decedents' estates	6,695	4,669	4,713 <sup>h</sup>	6,651
Guardianship/conservatorship/trusteeship:				
Guardianship and conservatorship	8,432	2,000	1,989	8,445 <sup>g</sup>
Total	15,127	6,669	6,702	15,096 <sup>g</sup>
Mental health:				
Mental competency	N/A	3,736	N/A	N/A
Total civil <sup>i</sup>	44,903 <sup>i</sup>	62,782	54,237 <sup>i</sup>	47,579 <sup>i</sup>
<b>Criminal:</b>				
Felony:				
Criminal	6,348 <sup>fh</sup>	16,643	15,503	7,488
Total criminal	6,348 <sup>fh</sup>	16,643	15,503	7,488
<b>Juvenile:</b>				
Total juvenile	N/A	15,573	N/A	N/A
Grand total	51,251 <sup>fi</sup>	94,998	69,740 <sup>i</sup>	55,391 <sup>g</sup>

Civil:	Trial <sup>d</sup>			Time interval data (average days)		
	Jury	Non-jury	Total	Age of pending caseload		
Law and equity	1,313	1,470	2,783	Under 6 months	18,010	3,960
Marriage dissolution	--	2,193	2,193	6+ to 12 months	7,952	795
Total	1,313	3,663	4,976	Over 12 months	6,234	700
Criminal (felony)	1,134	771	1,905	12+ to 24 months	4,961	(n)
Grand total	2,447	4,434	6,881	Over 24 months	1,273	(n)
				Over 36 months	(n)	(n)

Boldface headings indicate the classifications used by the CSIM project.  
N/A = This case type is handled by the court, but the data are unavailable.  
X = The data for this case type are known to be included in the total but were not available by category.  
-- = Not applicable.

<sup>d</sup>Case definition or unit of count:  
A civil case is counted with the filing of a petition or complaint. The criminal case unit of count is the case number assigned at arraignment.  
A juvenile case is counted with the filing of a petition.  
A jury trial is counted when the jury is sworn.  
A non-jury trial is counted when the first witness is sworn.  
<sup>f</sup>Beginning pending figure for the 1978 court year does not equal the end pending figure for the 1977 court year.  
Figures are as calculated from data given in the annual report.  
<sup>g</sup>Change in pending does not equal the difference between filings and disposition.  
Figures are as given in the annual report.  
<sup>h</sup>Figure was computed:  
Disposition figure for decedents' estates was computed from filing and pending data.  
Beginning pending figure for total civil cases was computed using filed, disposed, and end pending data for the combined categories of law and equity ("civil") given in the annual report.  
Beginning pending figure for criminal and total criminal was computed from filing, disposition, and end pending data.

<sup>i</sup>Data are not complete:  
Domestic relations pending and disposition figures do not include adoption cases. Filings include all categories.  
Total civil pending and disposition figures do not include adoption or mental health cases. Filings include all categories.  
Grand total disposition and pending figures do not include adoption, mental health, or juvenile cases. Filings include all categories.  
Civil trial data only include trials for law, equity, and marriage dissolution cases.  
<sup>k</sup>Additional information:  
There were 16,605 law and equity cases pending at the beginning of the 1979 court year, 23,410 cases filed, 20,740 disposed, and 19,275 pending at the end of the court year.  
<sup>n</sup>Information on time interval or age of pending caseload data:  
Civil age of pending caseload data include law, equity, and marriage dissolution cases only.  
The number of civil and criminal cases pending over 36 months are included in the over 24 months category and were not available separately.

Source: Office of the State Court Administrator, 26th Annual Report Relating to Judicial Administration in the Courts of Oregon, 1979, (Salem, Oregon). Statistics are from the annual report except that totals have been computed where necessary.

OREGON TAX COURT  
Court of general jurisdiction<sup>a</sup>  
1 judge  
January 1, 1979 to December 31, 1979

	Beginning pending	Filed	Disposed	End pending
<b>Civil:</b>				
Appeal:				
Appeal of administrative agency case:				
Regular Division	84	78	76	86
Small Claims Division	40	34	58	16
Total	124	112	134	102
Total civil	124	112	134	102
Grand total	124	112	134	102

Civil dispositions				Time interval data (median months)	
	Regular Division	Small Claims Division	Total	Age of cases terminated:	
On the merits	42	41	83	Regular Division	16.5
Dismissed or settled	34	17	51	Small Claims Division	9.0
Total	76	58	134		

Boldface headings indicate the classifications used by the CSIM project.

<sup>a</sup>Court jurisdiction:  
Data from the Oregon Tax Court are included in the general jurisdiction charts because ORS 305.405 designates the Tax Court as a court of general jurisdiction within the substantive areas defined by ORS 305.410.

<sup>d</sup>Case definition or unit of count:  
A civil case is counted with the filing of a petition or complaint.

Source: Office of the State Court Administrator, 26th Annual Report Relating to Judicial Administration in the Courts of Oregon, 1979 (Salem, Oregon). Statistics are from the annual report except that totals have been computed where necessary.

OREGON DISTRICT COURT  
Court of limited jurisdiction  
23 counties, 55 judges  
January 1, 1979 to December 31, 1979

	Beginning pending	Filed	Disposed	End pending
<b>Civil:</b>				
Law:				
Civil	13,630 <sup>f</sup>	34,440	34,056	14,014
Small claims	11,252 <sup>fh</sup>	46,902	46,570	11,584
Estate:				
Probate/wills/intestate:				
Decedents' estates	77	62	55 <sup>h</sup>	84
Total civil	24,959 <sup>fh</sup>	81,404	80,681	25,682
<b>Criminal:</b>				
Preliminary hearing:				
Felony	1,546 <sup>fh</sup>	10,405	9,945	2,006 <sup>k</sup>
Other criminal:				
Misdemeanor and violation offenses	35,288 <sup>fh</sup>	72,823	70,502	37,609 <sup>k</sup>
Total criminal	36,834 <sup>fh</sup>	83,228	80,447	39,615 <sup>k</sup>
<b>Traffic:</b>				
Total traffic	108,706 <sup>fh</sup>	435,365	421,941	122,130 <sup>k</sup>
Grand total	170,499 <sup>fh</sup>	599,997	583,069	187,427

Age of pending caseload						
	Law	Small claims	Probate/wills/intestate	Preliminary hearing	Other criminal	Traffic
Under 6 months	8,896	8,771	N/A	1,331	24,201	60,401
6+ to 12 months	3,803	2,091	N/A	280	4,488	11,719
Over 12 months	1,315	722	N/A	282	4,062	17,043
Over 36 months	(n)	(n)	4	(n)	(n)	(n)

(continued on next page)

Boldface headings indicate the classifications used by the CSIM project.  
 N/A = This case type is handled by the court, but the data are unavailable.  
 X = The data for this case type are known to be included in the total but were not available by category.

**c**Judge information:  
 A total of 51.9 full-time equivalent judges served in the court during the year.

**d**Case definition or unit of count:  
 A civil case is counted with the filing of a petition or complaint.  
 The criminal case unit of count is the case number assigned at arraignment.

**f**Beginning pending figure for the 1979 court year does not equal the end pending figure for the 1978 court year:  
 Figures are as computed from data given in the annual report.

**h**Figure was computed:  
 Decedent's estates disposition figure was computed from filings and pending data.  
 Beginning pending figures were computed from filings, dispositions, and end pending data.

**k**Additional information:  
 The felony preliminary hearing pending figures do not include 113 cases classified as inactive.  
 The other criminal pending figures do not include 4,858 cases classified as inactive.  
 The traffic pending figures do not include 32,967 cases classified as inactive.

**n**Information on time interval or age of pending caseload data:  
 The number of law, small claims, preliminary hearing, other criminal, and traffic cases pending over 36 months are included in the over 12 months category and were not available separately.

Source: Office of the State Court Administrator, 26th Annual Report Relating to Judicial Administration in the Courts of Oregon, 1979 (Salem, Oregon). Statistics are from the annual report except that totals have been computed where necessary.

**OREGON COUNTY COURTS<sup>a</sup>**  
 Court of limited jurisdiction  
 9 counties, 9 judges  
 January 1, 1979 to December 31, 1979

	Beginning pending	Filed	Disposed	End pending
<b>Civil<sup>d</sup>:</b>				
<b>Domestic relations:</b>				
Adoption .....	N/A	11	N/A	N/A
<b>Estate:</b>				
Probate/wills/intestate:				
Decedents' estates .....	190 <sup>l</sup>	115	106 <sup>h</sup>	199
Guardianship/conservatorship/trusteeship:				
Guardianship and conservatorship .....	186	27	31	182
Total .....	376	142	137	381
<b>Mental health:</b>				
Mental competency .....	N/A	2	N/A	N/A
Total civil <sup>i</sup> .....	376 <sup>i</sup>	155	137 <sup>i</sup>	381 <sup>i</sup>
<b>Juvenile<sup>d</sup>:</b>				
Total juvenile .....	N/A	94	N/A	N/A
<b>Grand total<sup>i</sup></b> .....	376 <sup>i</sup>	249	137 <sup>i</sup>	381 <sup>i</sup>

Age of pending caseload  
 Decedents' estates ..... Over 36 months 40

Boldface headings indicate the classifications used by the CSIM project.  
 N/A = This case type is handled by the court, but the data are unavailable.

**a**Court jurisdiction:  
 Four counties handle both civil and juvenile cases, two handle only civil, and three handle only juvenile cases in the County Court.

**d**Case definition or unit of count:  
 A civil case is counted with the filing of a petition or complaint.  
 A juvenile case is counted with the filing of a petition.

**h**Figure was computed:  
 Decedents' estates disposed figure was computed from filing and pending figures.

**i**Data are not complete:  
 Total civil pending and disposition figures do not include data for adoption and mental health cases. Filings include data for all categories.  
 Grand total pending and disposition figures do not include data for adoption, mental competency, or juvenile cases. Filings include data for all categories.

**l**Special source or revision in data:  
 Beginning pending figure for decedents' estates was obtained from Oregon's 1978 annual report.

Source: Office of the State Court Administrator, 25th, 26th Annual Report Relating to Judicial Administration in the Courts of Oregon, 1978, 1979, (Salem, Oregon). Statistics are from the annual reports except that totals have been computed where necessary.

**OREGON JUSTICE COURT<sup>i</sup>**  
 Court of limited jurisdiction  
 43 courts, 43 judges  
 January 1, 1979 to December 31, 1979

	Beginning pending	Filed	Disposed	End pending
<b>Civil<sup>d</sup>:</b>				
<b>Law:</b>				
Civil .....	474 <sup>fh</sup>	992 <sup>i</sup>	951 <sup>i</sup>	515 <sup>i</sup>
Small claims .....	571 <sup>fh</sup>	2,029 <sup>i</sup>	1,969 <sup>i</sup>	631 <sup>i</sup>
Total civil .....	1,045 <sup>fh</sup>	3,021 <sup>i</sup>	2,920 <sup>i</sup>	1,146 <sup>i</sup>
<b>Criminal<sup>d</sup>:</b>				
<b>Misdemeanor:</b>				
Offenses .....	1,766 <sup>fh</sup>	7,764 <sup>i</sup>	7,366 <sup>i</sup>	2,164 <sup>i</sup>
Total criminal .....	1,766 <sup>fh</sup>	7,764 <sup>i</sup>	7,366 <sup>i</sup>	2,164 <sup>i</sup>
<b>Traffic:</b>				
Total traffic .....	15,508 <sup>fh</sup>	138,337 <sup>i</sup>	135,453 <sup>i</sup>	18,392 <sup>i</sup>
<b>Grand total<sup>i</sup></b> .....	18,319 <sup>fh</sup>	149,122 <sup>i</sup>	145,739 <sup>i</sup>	21,702 <sup>i</sup>

Boldface headings indicate the classifications used by the CSIM project.

**d**Case definition or unit of count:  
 A civil case is counted with the filing of a petition or complaint.  
 The criminal case unit of count is the case number assigned at arraignment.

**f**Beginning pending figures for the 1979 court year do not equal the end pending figure for the 1978 court year:  
 Figures are as calculated from data given in the annual report.

**h**Figure was computed:  
 Beginning pending figures were computed from filing, disposition, and end pending data.

**i**Data are not complete:  
 Only 32 justice courts reported data for 1979. Incomplete data were reported for the court located in Chiloquin, Klamath County. Courts begin to report data as they are added to the statistical reporting system.

Source: Office of the State Court Administrator, 26th Annual Report Relating to Judicial Administration in the Courts of Oregon, 1979 (Salem, Oregon). Statistics are from the annual report except that totals have been computed where necessary.

OREGON MUNICIPAL COURT<sup>1</sup>  
Court of limited jurisdiction  
177 courts, 177 judges  
January 1, 1979 to December 31, 1979

	Beginning pending	Filed	Disposed	End pending
<b>Criminal<sup>d</sup>:</b>				
<b>Ordinance violation:</b>				
Other cases .....	6,225 <sup>fhi</sup>	23,715 <sup>i</sup>	22,334 <sup>i</sup>	7,606 <sup>i</sup>
Total criminal .....	6,225 <sup>fhi</sup>	23,715 <sup>i</sup>	22,334 <sup>i</sup>	7,606 <sup>i</sup>
<b>Traffic:</b>				
<b>Other traffic violation:</b>				
Major traffic offenses .....	6,141 <sup>fhi</sup>	15,924 <sup>i</sup>	14,596 <sup>i</sup>	7,469 <sup>i</sup>
Minor traffic offenses .....	34,340 <sup>fhi</sup>	173,510 <sup>i</sup>	168,258 <sup>i</sup>	39,592 <sup>i</sup>
Total .....	40,481 <sup>fhi</sup>	189,434 <sup>i</sup>	182,854 <sup>i</sup>	47,061 <sup>i</sup>
Total traffic .....	40,481 <sup>fhi</sup>	189,434 <sup>i</sup>	182,854 <sup>i</sup>	47,061 <sup>i</sup>
Grand total .....	46,706 <sup>fhi</sup>	213,149 <sup>i</sup>	205,188 <sup>i</sup>	54,667 <sup>i</sup>

	Trial <sup>d</sup>		
	Jury	Non-jury	Total
<b>Criminal</b> .....	X	X	3,547 <sup>i</sup>
<b>Traffic:</b>			
Major traffic offenses .....	X	X	4,011 <sup>i</sup>
Minor traffic offenses .....	X	X	21,218 <sup>i</sup>
Total .....	X	X	25,229 <sup>i</sup>
Total .....	X	X	28,776 <sup>i</sup>

Boldface headings indicate the classifications used by the CSIM project.  
X = The data for this case type are known to be included in the total, but were not available by category.

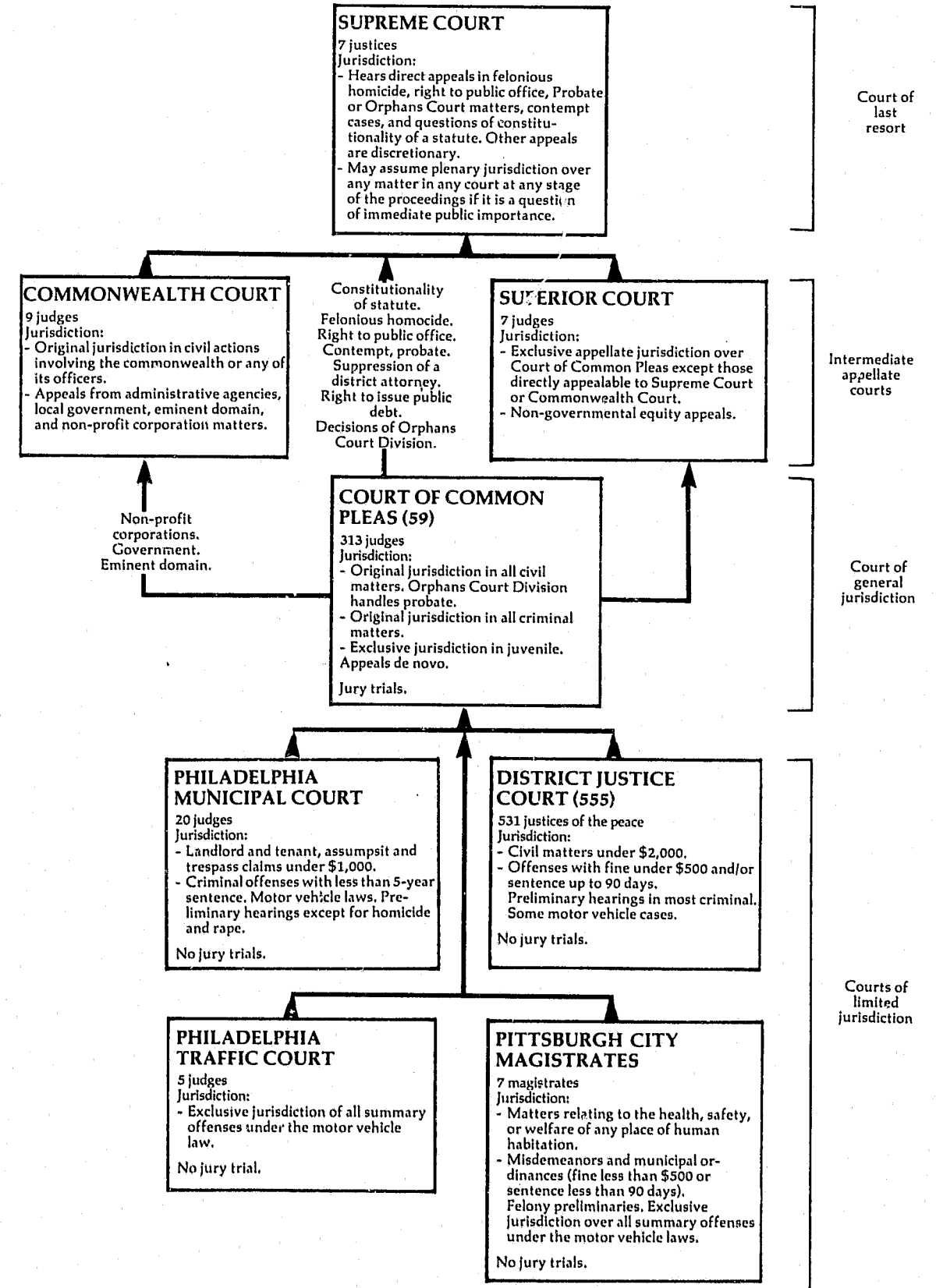
<sup>d</sup>Case definition or unit of count:  
The criminal case unit of count is the case number assigned at arraignment.  
A jury trial is counted when the jury is sworn.  
A non-jury trial is counted when the first witness is sworn.  
<sup>f</sup>Beginning pending figure for the 1979 court year does not equal the end pending figure for the 1978 court year:  
Figures are as calculated from data given in the annual report.

<sup>h</sup>Figure was computed:  
Beginning pending figures were computed from filing, disposition, and end pending data.

<sup>i</sup>Data are not complete:  
Only 129 Municipal Courts reported data for 1979. Partial reports were received from three municipalities: Coquille, Gold Hill, and Sisters. Courts begin to report data as they are added to the statistical reporting system.

Source: Office of the State Court Administrator, 26th Annual Report Relating to Judicial Administration in the Courts of Oregon, 1979 (Salem, Oregon). Statistics are from the annual report except that totals have been computed where necessary.

PENNSYLVANIA COURT SYSTEM, 1979



**PENNSYLVANIA SUPREME COURT**  
 Court of last resort  
 7 Justices  
 January 1, 1979 to December 31, 1979

	Beginning pending	Filed	Disposed	End pending
<b>Cases:</b>				
<b>Appeals</b> .....	N/A	798j (215) <sup>e</sup>	N/A	547
Total appeals .....	N/A	798j (215) <sup>e</sup>	N/A	547
<b>Other cases:</b>				
<b>Original proceedings:</b>				
Disciplinary .....	N/A	(j)	N/A	1
<b>Requests to appeal:</b>				
Petitions for allocatur .....	N/A	1,052	N/A (215) <sup>e</sup>	228
Total other cases .....	N/A	1,052	N/A (215) <sup>e</sup>	229
<b>Total cases</b> .....	N/A	1,850 (215) <sup>e</sup>	N/A (215) <sup>e</sup>	776
<b>Other proceedings:</b>				
<b>Other matters:</b>				
Miscellaneous petitions .....	N/A	1,375	N/A	N/A
<b>Total other proceedings</b> .....	N/A	1,375	N/A	N/A

Manner of disposition

Majority opinions .....	277 <sup>m</sup>
Per curiam .....	126
Disciplinary orders written .....	56

Boldface headings indicate the classifications used by the CSIM project.  
 Blank space = Not enough information is known. The case category may or may not be handled by the court.  
 N/A = This case type is handled by the court, but the data are unavailable.

<sup>e</sup>Cases not included in the total to avoid double counting:  
 Petitions for allocatur that have been granted are not counted as disposed until the appeal is disposed; a filing is not counted for the resulting appeal. These granted petitions for allocatur are the numbers appearing in parentheses.

<sup>j</sup>Explanation of data included in the category:  
 Data on the number of disciplinary cases filed are included in the appeals filed figure.

<sup>m</sup>Information on type of disposition or trial data:  
 In addition to the 277 majority opinions written there were 55 concurring opinions, 12 concurring and dissenting opinions, 146 dissenting opinions, 17 opinions in support of affirmation, 21 opinions in support of reversal, and 2 separate opinion written.

Source: Administrative Office of the Pennsylvania Courts, 1979 Annual Report (Philadelphia, Pennsylvania). Statistics are from the annual report except that totals have been computed where necessary.

**PENNSYLVANIA SUPERIOR COURT**  
 Intermediate appellate court  
 7 Judges  
 January 1, 1979 to December 31, 1979

	Beginning pending	Filed	Disposed	End pending
<b>Cases:</b>				
<b>Appeals</b> .....	N/A	4,047	N/A	N/A
Total appeals .....	N/A	4,047	N/A	N/A
<b>Other cases:</b>				
<b>Original proceedings</b> .....				
Requests to appeal .....				
Total other cases .....				
<b>Total cases</b> .....	N/A	4,047	N/A	N/A
<b>Other proceedings:</b>				
<b>Other matters:</b>				
Miscellaneous petitions .....	N/A	3,548	N/A	N/A
<b>Total other proceedings</b> .....	N/A	3,548	N/A	N/A

Manner of disposition

Written opinions filed .....	1,751
Memorandum opinions .....	853

Boldface headings indicate the classifications used by the CSIM project.  
 Blank space = Not enough information is known. The case category may or may not be handled by the court.  
 N/A = This case type is handled by the court, but the data are unavailable.

Source: Administrative Office of the Pennsylvania Courts, 1979 Annual Report (Philadelphia, Pennsylvania). Statistics are from the annual report except that totals have been computed where necessary.

**PENNSYLVANIA COMMONWEALTH COURT**  
 Intermediate appellate court  
 9 Judges  
 January 1, 1979 to December 31, 1979

	Beginning pending	Filed	Disposed	End pending
<b>Cases:</b>				
<b>Appeals:</b>				
<b>Appeal of trial court case:</b>				
Appeals from Court of Common Pleas .....	N/A	672	X	N/A
Transfers from other courts .....	N/A	50	X	N/A
Total .....	N/A	722	X	N/A
<b>Appeal of administrative agency case:</b>				
Direct administrative appeals .....	N/A	1,931	X	N/A
Total appeals .....	N/A	2,653	X	N/A
<b>Other cases:</b>				
<b>Original proceedings:</b>				
Original jurisdiction .....	N/A	233	X	N/A
Requests to appeal .....	N/A	233	X	N/A
Total other cases .....	N/A	233	X	N/A
<b>Total cases</b> .....	N/A	2,886	2,414	N/A

Manner of disposition

Written opinions handed down .....	1,389
Withdrawn, discontinued .....	553
Remanded, transferred, or dismissed .....	311
Dismissed for lack of prosecution .....	2
Stricken from list .....	19
Consolidated .....	140

Boldface headings indicate the classifications used by the CSIM project.  
 Blank space = Not enough information is known. The case category may or may not be handled by the court.  
 N/A = This case type is handled by the court, but the data are unavailable.  
 X = The data for this case type are known to be included in the total but were not available by category.

<sup>a</sup>Court jurisdiction:  
 The Commonwealth Court only handles cases involving officials or offices of the Commonwealth of Pennsylvania.

Source: Administrative Office of the Pennsylvania Courts, 1979 Annual Report (Philadelphia, Pennsylvania). Statistics are from the annual report except that totals have been computed where necessary.

PENNSYLVANIA COURT OF COMMON PLEAS  
Court of general jurisdiction  
59 courts, 313 judges  
January 1, 1979 to December 31, 1979

	Beginning pending	Filed	Disposed	End pending
<b>Civil:</b>				
<b>Domestic relations:</b>				
<b>Marriage dissolution:</b>				
Divorce .....	17,848	41,132	41,321	17,3299
Support/custody:				
Custody .....	1,207	7,510	7,223	1,3469
Adoption .....	1,128	6,346	6,296	1,2419
Other domestic relations:				
Domestic relations .....	8,827	63,416	58,075	13,7169
Total .....	29,010	118,404	112,915	33,6329
<b>Estate:</b>				
Probate/wills/intestate:				
Orphans' court audits .....	1,466	19,787	19,723	1,4699
Mental health .....	597	7,914	8,024	3009
Other civil:				
Civilj .....	21,432	22,472	21,447	21,7369
Arbitration .....	13,914	28,342	26,793	15,463
Total .....	35,346	50,814	48,240	37,1999
Total civil .....	66,419	196,919	188,902	72,6009
<b>Criminal:</b>				
<b>Felony/misdemeanor:</b>				
Criminalj .....	25,339	60,335	53,751	27,8859
Appeal:				
Miscellaneousj .....	2,807	12,566	12,474	2,8739
Postconviction remedy:				
Postconviction appeals .....	863	864	647	1,080
Total criminal .....	29,009	73,765	66,872	31,8389
<b>Juvenile:</b>				
Total juvenile .....	5,887	39,685	38,943	6,5529
<b>Grand total .....</b>	<b>101,315</b>	<b>310,369</b>	<b>294,717</b>	<b>110,9909</b>

	Trial <sup>d</sup>			Civil dispositions <sup>m</sup>		Criminal (felony/misdemeanor) dispositions	
	Jury	Non-jury	Total	Settlement	Hearing--settled	Guilty pleas	Nolle prosequed
Civil .....	1,695 <sup>1</sup>	4,183 <sup>1</sup>	5,878 <sup>1</sup>	9,284	2,879	24,006	7,373
Criminal (felony/misdemeanor) .....	2,726	4,647	7,373	1,322	1,322	10,406	10,406
Juvenile .....	N/A	N/A	N/A	923	923	424	424
Total .....	4,421 <sup>1</sup>	8,830 <sup>1</sup>	13,251 <sup>1</sup>	1,161	1,161	112	359
						359	3,698
							3,698

Boldface headings indicate the classifications used by the CSIM project.

<sup>d</sup>Case definition or unit of count:

A civil case is counted with the filing of a petition or complaint.  
The criminal case unit of count is the number of defendants on the information or indictment.  
A trial is counted if tried to verdict or sentence, if adjudged guilty.

<sup>g</sup>Change in pending does not equal the difference between filings and dispositions:  
Figures are as given in the annual report.

<sup>1</sup>Data are not complete:

Civil trial and civil disposition data include only civil cases in the other civil category.  
No trial figures were available for juvenile cases.

<sup>j</sup>Explanation of data included in the category:

Civil under other civil includes trespass, assumpsit, equity, and miscellaneous civil cases that are counted when the case is placed at issue as ready for trial.  
Criminal under felony/misdemeanor includes felonies, misdemeanors, and trial de novo for appeal.  
Miscellaneous appeals include criminal appeals from District Justice Courts and other miscellaneous court actions.

Source: Administrative Office of the Pennsylvania Courts, 1979 Annual Report (Philadelphia, Pennsylvania). Statistics are from the annual report except that totals have been computed where necessary.

PHILADELPHIA MUNICIPAL COURT, PENNSYLVANIA  
Court of limited jurisdiction  
1 court, 20 judges  
January 1, 1979 to December 31, 1979

	Beginning pending	Filed	Disposed	End pending
<b>Civil:</b>				
Small claims .....	3,799	28,179	28,001	3,917
Real property rights:				
Landlord and tenant .....	780	18,782	18,350	1,212
Other civil:				
Code enforcementj .....	4,457	24,852	25,188	4,121
Total civil .....	9,036	71,813	71,539	9,310
<b>Criminal:</b>				
<b>Misdemeanor:</b>				
Criminal .....	5,506	28,705	28,568	5,0529
Private complaintsj .....	0	5,619	5,556	3619
Total .....	5,506	34,324	34,124	5,4139
Preliminary hearing .....	1,047	12,895	11,790	1,6559
Total criminal .....	6,553	47,219	45,914	7,0689
<b>Grand total .....</b>	<b>15,589</b>	<b>119,032</b>	<b>117,453</b>	<b>16,3789</b>

Non-jury trial<sup>d</sup>

Criminal<sup>m</sup> ..... 2,838

Criminal dispositions<sup>m</sup>

Guilty pleas ..... 3,005  
Nolle prosequed ..... 13,962  
ARD (rehabilitation program) .... 8,467  
Grand jury dismissals ..... 0

Boldface headings indicate the classifications used by the CSIM project.

<sup>d</sup>Case definition or unit of count:

A civil case is counted with the filing of a petition or complaint.  
The criminal case unit of count is the number of defendants on the information or indictment.  
A non-jury trial is counted if tried to completion (decision). There are no jury trials in this court.

<sup>g</sup>Change in pending does not equal the difference between filings and dispositions:  
This was due in part to the placement of 602 records in deferred status and the reinstatement of 11 other records during the court year, a net change of -591 cases. Figures are as given in the annual report.

<sup>j</sup>Explanation of data included in the category:

"Private complaints" are criminal complaints filed by a private citizen; "criminal" complaints are filed by the police.  
Code enforcement pertains to violations regarding housing, property, etc.

<sup>m</sup>Categories for disposition type or trial data:

Criminal trials and criminal disposition types are only for the criminal category listed as "trial cases," which do not include preliminary hearings or summary proceedings.

Source: Administrative Office of the Pennsylvania Courts, 1979 Annual Report (Philadelphia, Pennsylvania). Statistics are from the annual report except that totals have been computed where necessary.

PHILADELPHIA TRAFFIC COURT, PENNSYLVANIA  
Court of limited jurisdiction  
1 court, 5 judges  
January 1, 1979 to December 31, 1979

	Beginning pending	Filed	Disposed	End pending
<b>Traffic:</b>				
Total traffic .....	N/A	1,093,331	480,766	N/A
<b>Grand total .....</b>	<b>N/A</b>	<b>1,093,331</b>	<b>480,766</b>	<b>N/A</b>

Boldface headings indicate the classifications used by the CSIM project.  
N/A = This case type is handled by the court, but the data are unavailable.

<sup>d</sup>Case definition or unit of count:

The traffic case unit of count is the number of defendants on the information, indictment, or complaint.

Source: Administrative Office of the Pennsylvania Courts, 1979 Annual Report (Philadelphia, Pennsylvania). Statistics are from the annual report except that totals have been computed where necessary.

**PENNSYLVANIA DISTRICT JUSTICE COURT**  
 Court of limited jurisdiction  
 555 courts, 531 justices of the peace  
 January 1, 1979 to December 31, 1979

	Beginning pending	Filed	Disposed	End pending
<b>Civil<sup>d</sup>:</b>				
<b>Law:</b>				
Civil complaints .....	N/A	184,150	180,066	N/A
Total civil .....	N/A	184,150	180,066	N/A
<b>Criminal<sup>d</sup>:</b>				
<b>Ordinance violation:</b>				
Non-traffic citations .....	N/A	258,223	217,117	N/A
Preliminary hearing:				
Misdemeanor/felony complaints .....	N/A	96,822	88,869	N/A
<b>Other criminal:</b>				
Summary complaints .....	N/A	120,685	106,741	N/A
Total criminal .....	N/A	475,730	412,727	N/A
<b>Traffic:</b>				
Total traffic .....	N/A	1,137,900	1,047,714	N/A
<b>Grand total .....</b>	<b>N/A</b>	<b>1,797,780</b>	<b>1,640,507</b>	<b>N/A</b>

Non-jury trial<sup>d</sup>

Civil .....	40,029
Criminal .....	49,870
Traffic .....	103,822
Total .....	193,781

Criminal dispositions

	Ordinance violation	Preliminary hearing	Other criminal	Total
<b>Non-jury trial:</b>				
Trial conviction .....	16,031	--	11,910	27,941
Acquitted .....	14,726	--	7,203	21,929
Guilty plea .....	151,712	4,242	52,761	208,715
Substantive defective .....	1,387	--	323	1,710
Withdrawal of prosecution .....	15,525	13,675	14,295	43,495
Unable to locate .....	10,199	--	8,361	18,560
Settled at or before trial .....	2,621	4,588	7,582	14,791
Bound to court at preliminary hearing ...	--	30,669	--	30,669
Dismissal at preliminary hearing .....	--	12,796	--	12,796
Waiver of preliminary hearing .....	--	17,410	--	17,410
Declared fugitive .....	--	2,609	--	2,609
Other .....	4,916	2,880	4,306	12,102

Civil dispositions

Settled at or before trial .....	36,830
Judgment by default .....	83,256
Withdrawal of complaint .....	3,309
Dismissed without prejudice .....	4,567
Closed--no service .....	7,166
Other .....	4,909

Traffic dispositions

<b>Non-jury trial:</b>	
Acquitted .....	61,573
Trial conviction .....	42,249
Guilty plea .....	826,790
Substantive defect .....	6,377
Withdrawal of prosecution .....	41,593
Unable to locate .....	41,114
Other .....	28,018

Boldface headings indicate the classifications used by the CSIM project.  
 N/A = This case type is handled by the court, but the data are unavailable.  
 -- = Not applicable.

<sup>d</sup>Case definitions or unit of count:  
 A civil case is counted with the filing of a petition or complaint.  
 The criminal case unit of count is the number of defendants on the information, indictment, or complaint.  
 A non-jury trial is counted if tried to completion (decision).

Source: Administrative Office of the Pennsylvania Courts, 1979 Annual Report (Philadelphia, Pennsylvania). Statistics are from the annual report except that totals have been computed where necessary.

**PITTSBURGH CITY MAGISTRATE COURT, PENNSYLVANIA**  
 Court of limited jurisdiction  
 1 court, 7 magistrates  
 January 1, 1979 to December 31, 1979

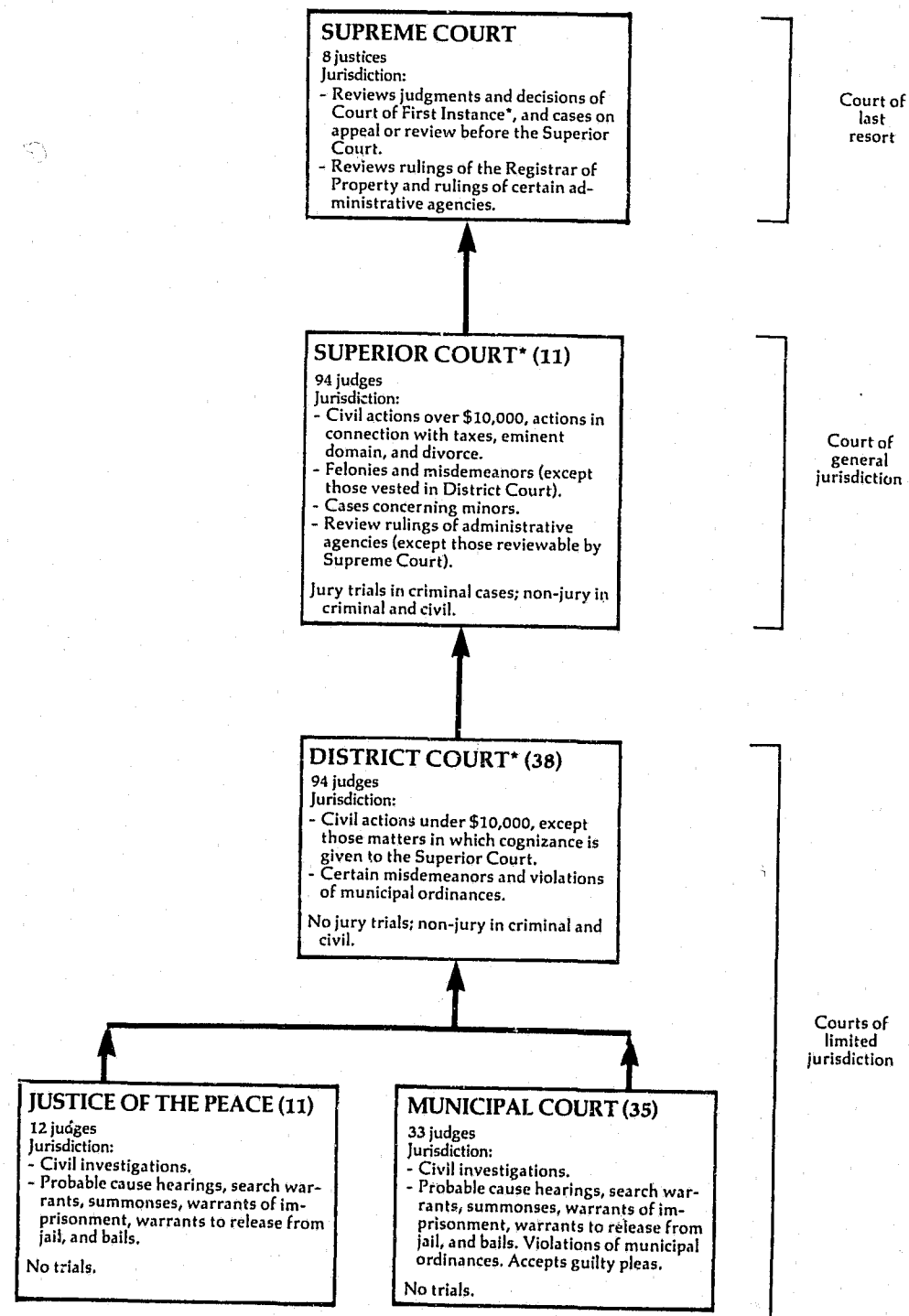
	Beginning pending	Filed	Disposed	End pending
<b>Civil<sup>d</sup>:</b>				
<b>Real property rights:</b>				
Housing Court .....	N/A	2,119	2,038	N/A
Total civil .....	N/A	2,119	2,038	N/A
<b>Criminal<sup>d</sup>:</b>				
<b>Preliminary hearing:</b>				
Indictable cases .....	N/A	N/A	7,600	N/A
<b>Ordinance violation:</b>				
Miscellaneous citations .....	N/A	N/A	800	N/A
<b>Other criminal:</b>				
Summary cases .....	N/A	N/A	12,500	N/A
Total criminal .....	N/A	N/A	20,900	N/A
<b>Traffic:</b>				
<b>Parking:</b>				
Parking tickets processed .....	N/A	N/A	310,531	N/A
<b>Other traffic violations:</b>				
Moving violations .....	N/A	N/A	32,627	N/A
Indictable cases .....	N/A	N/A	2,334	N/A
Total .....	N/A	N/A	34,961	N/A
Total traffic .....	N/A	N/A	345,492	N/A
<b>Total cases .....</b>	<b>N/A</b>	<b>2,119<sup>f</sup></b>	<b>368,430</b>	<b>N/A</b>

Boldface headings indicate the classifications used by the CSIM project.  
 N/A = This case type is handled by the court, but the data are unavailable.  
 -- = Not applicable.

<sup>d</sup>Case definitions or unit of count:  
 A civil case is counted with the filing of a petition or complaint.  
 The criminal case unit of count is the number of defendants on the information, indictment, or complaint.  
<sup>f</sup>Data are not complete:  
 Total cases filed figure does not include criminal or traffic cases.

Source: Administrative Office of the Pennsylvania Courts, 1979 Annual Report (Philadelphia, Pennsylvania). Statistics are from the annual report except that totals have been computed where necessary.

PUERTO RICO COURT SYSTEM, 1979



↑ Indicates route of appeal.  
\*The Court of First Instance consists of two divisions: the Superior Court and the District Court.

PUERTO RICO SUPREME COURT  
Court of last resort  
8 justices  
July 1, 1978 to June 30, 1979

	Beginning pending	Filed <sup>J</sup>	Disposed	End pending
<b>Cases:</b>				
<b>Appeals:</b>				
Civil .....	5	45	40	10
Criminal .....	58	117	101	74
<b>Appeal of administrative agency case:</b>				
Minimum wage board .....	0	1	0	1
Industrial Commission .....	14	58	64	8
Registrar of property .....	0	11	6	5
Labor Relations Board .....	9	15	19	5
Board of Electors .....	0	2	2	0
Total .....	23	96	91	19
Total appeals .....	86	249	232	103
<b>Other cases:</b>				
<b>Original proceedings:</b>				
<b>Original jurisdiction:</b>				
Injunction .....	0	1	1	0
Habeas corpus .....	0	6	5	1
Mandamus .....	0	9	7	2
Quo warranto .....	4	0	4	0
Writ of prohibition .....	0	1	1	0
Total .....	4	17	18	3
<b>Disciplinary matter:</b>				
Corporate dissolution .....	5	0	5	0
Professional conduct (against lawyer) .....	15 <sup>f</sup>	3	6	12
Bringing of charge (against judge) .....	2 <sup>f</sup>	5	2	5
Complaints of Puerto Rico Bar Association .....	1	0	0	1
Total .....	23 <sup>f</sup>	8	13	18
<b>Advisory opinion cases:</b>				
Certifications .....	2	2	3	1
Total .....	29 <sup>f</sup>	27	34	22
<b>Requests to appeal:</b>				
Certiorari .....	65	422	416	71
Civil reviews .....	100 <sup>f</sup>	472	483	89
Total .....	165 <sup>f</sup>	894	899	160
Total other cases .....	194	927	933	182
<b>Total cases .....</b>	<b>280</b>	<b>1,170</b>	<b>1,165</b>	<b>285</b>

Manner of disposition

Opinion .....	81
Per curiam .....	30
Without opinion .....	1,054

Status of pending caseload (6/30/79)

	Submitted	Cases in process to be resolved
<b>Appeals:</b>		
Civil .....	4	6
Criminal .....	8	66
Agency .....	6	13
Total .....	18	85
<b>Original proceedings:</b>		
Original jurisdiction .....	0	3
Disciplinary matter .....	2	16
Advisory opinion .....	0	1
Total .....	2	20
<b>Requests to appeal .....</b>	<b>18</b>	<b>142</b>
<b>Total cases .....</b>	<b>38</b>	<b>247</b>

Disposition of cases

	Appeals			Civil reviews	All other cases	Total	
	Civil	Criminal	Agency				
Affirmed .....	3	56	10	69	25	11	105
Reversed .....	5	9	25	39	67	73	179
Modified .....	2	5	2	9	41	15	65
Dismissed .....	27	30	6	63	5	3	71
Writ denied .....	0	0	45	45	330	325	700
Other .....	3	1	3	7	15	23	45
<b>Total .....</b>	<b>40</b>	<b>101</b>	<b>91</b>	<b>232</b>	<b>483</b>	<b>450</b>	<b>1,165</b>

Boldface headings indicate the classifications used by the CSIM project.

<sup>f</sup>Beginning pending figure for the 1979 court year does not equal the end pending figure for the 1978 court year.

Figures are as given in the annual report.

<sup>J</sup>Explanation of data included in the category:

Filed figures include new filings and restored cases.

Source: Office of Court Administration, Annual Report 1978-1979 (Hato Rey, Puerto Rico: 1980). Statistics are from the annual report except that totals have been computed where necessary.

PUERTO RICO SUPERIOR COURT  
Court of general jurisdiction  
11 districts, 94 judges  
July 1, 1978 to June 30, 1979

	Beginning pending	Filed <sup>j</sup>	Disposed	End pending
<b>Civil:</b>				
<b>Law:</b>				
Debt collections .....	2,256 <sup>f</sup>	1,807	1,930	2,133
Wages .....	205 <sup>f</sup>	142	159	188
Total .....	2,461 <sup>f</sup>	1,949	2,089	2,321
<b>Tort</b> .....	6,929 <sup>f</sup>	3,560	3,510	6,979
<b>Contract:</b>				
Contract executions .....	17 <sup>f</sup>	8	8	17
Contract ratification .....	1	3	1	3
Note cancellation .....	192 <sup>f</sup>	291	289	194
Specific performance to contract .....	88 <sup>f</sup>	47	52	83
Contract cancellations .....	40 <sup>f</sup>	46	36	50
Action of nullification .....	111 <sup>f</sup>	42	49	104
Affidavits revision .....	0	0	0	0
Dissolution of corporation or firm .....	10 <sup>f</sup>	1	4	7
Total .....	459 <sup>f</sup>	438	439	458
<b>Real property rights:</b>				
Property .....	4,673 <sup>f</sup>	6,650	6,868 <sup>l</sup>	4,455 <sup>l</sup>
Transfer of farm title .....	0 <sup>f</sup>	2 <sup>l</sup>	0	2 <sup>l</sup>
Claim of rights .....	392 <sup>f</sup>	579	592	379
Expropriation .....	1,930 <sup>f</sup>	563	927	1,566
Total .....	6,995 <sup>f</sup>	7,794	8,387	6,402
<b>Domestic relations:</b>				
<b>Marriage dissolution:</b>				
Divorce .....	7,889 <sup>f</sup>	20,458	21,544	6,803
Other domestic relations .....	7,069 <sup>f</sup>	10,249	11,187	6,131
Total .....	14,958 <sup>f</sup>	30,707	32,731	12,934
<b>Appeal:</b>				
<b>Appeal of administrative agency case:</b>				
Taxes .....	169 <sup>f</sup>	138	146	161
<b>Appeal of trial court case:</b>				
Appeals .....	(j)	(j)	(j)	(j)
Total .....	169 <sup>f</sup>	138 <sup>l</sup>	146 <sup>l</sup>	161 <sup>l</sup>
Extraordinary writs .....	760 <sup>f</sup>	1,278	1,143	895
<b>Other civil:</b>				
Other special proceedings <sup>j</sup> .....	2,625 <sup>f</sup>	10,455	10,125	2,955
License to bear arms .....	1,698 <sup>f</sup>	36,978	37,406	1,270
Disability .....	7 <sup>f</sup>	17	18	6
Other actions <sup>j</sup> .....	1,890 <sup>f</sup>	1,242	1,257	1,875
Total .....	6,220 <sup>f</sup>	48,692	48,806	6,106
<b>Total civil</b> .....	<b>38,951<sup>f</sup></b>	<b>94,556</b>	<b>97,251</b>	<b>36,256</b>
<b>Criminal<sup>d</sup>:</b>				
Felony .....	8,056 <sup>f</sup>	9,242	9,897	7,401
Misdemeanor .....	6,490 <sup>f</sup>	9,221	9,042	6,669
Preliminary hearing .....	146 <sup>f</sup>	720	722	144
Appeal .....	(j)	(j)	(j)	(j)
<b>Total criminal</b> .....	<b>14,692<sup>f</sup></b>	<b>19,183</b>	<b>19,661</b>	<b>14,214</b>
<b>Juvenile<sup>d</sup>:</b>				
<b>Criminal-type offense:</b>				
Charges .....	977 <sup>f</sup>	5,858	5,509	1,326
<b>Total juvenile</b> .....	<b>977<sup>f</sup></b>	<b>5,858</b>	<b>5,509</b>	<b>1,326</b>
<b>Grand total</b> .....	<b>54,620<sup>f</sup></b>	<b>119,597</b>	<b>122,421</b>	<b>51,796</b>

	Trial <sup>d</sup>			Civil dispositions <sup>l</sup>				
	Jury	Non-jury	Total	Settled	Dismissed	Transfers	Uncontested	Other <sup>m</sup>
<b>Civil:</b>								
<b>Law</b> .....	--	235	235	339	939	72	171	568
<b>Tort</b> .....	--	386	386	1,241	1,547	154	99	469
<b>Contract</b> .....	--	57	57	33	143	12	71	180
<b>Real property rights</b> .....	--	753	753	941	2,737	85	2,415	2,209
<b>Domestic relations:</b>								
Marriage dissolution .....	--	2,054	2,054	12	5,939	208	7,681	7,704
Other domestic relations .....	--	683	683	1,532	5,338	1,054	2,461	802 <sup>l</sup>
Total .....	--	2,737	2,737	1,544	11,277	1,262	10,142	8,506 <sup>l</sup>
<b>Appeal:</b>								
Appeal of administrative agency case .....	--	17	17	13	24	1	77	31
Appeal of trial court case .....	--	(j)	(j)	(j)	(j)	(j)	(j)	(j)
Total .....	--	17	17	(j)	(j)	(j)	(j)	(j)
Extraordinary writ .....	--	186	186	13	24	1	77	31
Other civil .....	--	751	751	82	621	40	187	213
Total .....	--	5,122	5,122	769	3,990	201	42,974	872 <sup>l</sup>
<b>Criminal:</b>								
Felony .....	451	2,177	2,628	4,962	21,278	1,827	56,136	13,048
Misdemeanor .....	32	2,263	2,295					
Total .....	483	4,440	4,923					
<b>Grand total</b> .....	<b>483</b>	<b>9,562</b>	<b>10,045</b>					

**Criminal dispositions**

	Felony	Misdemeanor	Preliminary hearing	Total
<b>Jury trial:</b>				
Convicted .....	255	18	--	273
Acquitted .....	196	14	--	210
<b>Non-jury trial:</b>				
Convicted .....	1,327	965	--	2,292
Acquitted .....	850	1,298	--	2,148
Guilty plea .....	4,206	2,378	--	6,584
Total conviction .....	5,788	3,361	--	9,149
Dismissed .....	N/A	N/A	--	6,913
Transferred .....	N/A	N/A	--	269
Probable cause found .....	--	--	279	279
No probable cause found .....	--	--	286	286

**Time interval data (months)**

Age of cases at disposition:

	less than 3 months	3-6 months	6-9 months	9-12 months	12-18 months	18-24 months	24 months and over
<b>Civil</b> .....	50,461	4,636	2,229	1,262	1,194	528	948
<b>Criminal</b> .....	295	526	602	615	563	473	833
<b>Juvenile</b> .....	264	1,387	1,178	335	152	114	57

**Age of pending caseload (6/30/79)**

	6 months and under	6 months to 1 year	1-2 years	2-3 years	3-4 years	4-5 years	5-6 years	6-7 years	7 years and over
<b>Civil</b> .....	17,569	6,808	5,619	2,492	1,315	857	566	355	675
<b>Criminal</b> .....	6,273	1,326	1,325	798	791	982	827	491	1,257

Boldface headings indicate the classifications used by the CSIM project.  
N/A = This case type is handled by the court but the data are not available.  
-- = Not applicable.

<sup>d</sup>Case definition or unit of count:

A civil case is counted with the filing of a petition or complaint.  
The criminal case unit of count is the number of charges.  
The juvenile case unit of count is the number of charges filed.  
A trial is counted if tried to verdict or decision.

<sup>f</sup>The beginning pending figure for the 1979 court year does not equal the end pending figure for the 1978 court year: Figures are as given in the annual report.

<sup>l</sup>Data are not complete:

Civil appeals total figures do not include appeals of trial court cases. Appeals of trial court cases data are included by category with other civil data for caseload inventory, trial, and disposition data.

<sup>j</sup>Explanation of data included in the category:

Filed figures include original filings, transfers, and reopened cases.

Appeals of trial court cases are included according to the case type for caseload inventories, trial, and disposition data.

The number of appeals filed in each category was given, but the number of dispositions and pendings could not be separated. There were civil appeals and criminal appeals filed.

Other special proceedings include declaration of heir, confiscation, permission of law, and recovery.

Other actions include declaration of private title, nullity of fraudulent trespass, and supplementary orders issued to impugn the document.

<sup>l</sup>Special source or revision in the data:

Figures so marked were corrected by the administrative office of the court during data verification.

<sup>m</sup>Categories for disposition type or trial data:

Civil non-jury trials are the number of contested cases concluded.

Appeal of trial court case data are included according to the case type for civil trial and civil disposition data.

Source: Office of Court Administration, Annual Report 1978-1979 (Hato Rey, Puerto Rico: 1980). Statistics are from the annual report except that totals have been computed where necessary, and additional information was supplied by the administrative office of the court during data verification.



PUERTO RICO DISTRICT COURT  
Court of limited jurisdiction  
38 courts, 94 judges  
July 1, 1978 to June 30, 1979

	Beginning pending	Filed <sup>j</sup>	Disposed	End pending
<b>Civil<sup>d</sup>:</b>				
<b>Law:</b>				
Debt collections .....	14,186 <sup>f</sup>	39,332	37,762	15,756
Wages .....	552 <sup>f</sup>	874	914	512
<b>Total</b> .....	<b>14,738<sup>f</sup></b>	<b>40,206</b>	<b>38,676</b>	<b>16,268</b>
<b>Tort</b> .....	<b>1,692<sup>f</sup></b>	<b>2,045</b>	<b>1,942</b>	<b>1,795</b>
<b>Real property rights:</b>				
Property .....	410 <sup>f</sup>	629	675	364
<b>Domestic relations:</b>				
Family relations .....	269 <sup>f</sup>	3,573	3,475	367
<b>Appeal:</b>				
Appeal of administrative agency case:				
Taxes .....	3	8	7	4
<b>Other civil:</b>				
Special proceedings .....	944 <sup>f</sup>	4,039	4,113	870
Other .....	502	762	789	475
<b>Total</b> .....	<b>1,446<sup>f</sup></b>	<b>4,801</b>	<b>4,902</b>	<b>1,345</b>
<b>Total civil</b> .....	<b>18,558<sup>f</sup></b>	<b>51,262</b>	<b>49,677</b>	<b>20,143</b>
<b>Criminal<sup>d</sup>:</b>				
<b>Misdemeanor:</b>				
Criminal categories .....	8,304 <sup>f</sup>	42,099	41,321	9,082
Ordinance violation:				
Infractions of municipal ordinances except traffic .....	N/A	N/A	N/A	N/A
<b>Preliminary hearing</b> .....	<b>9,877<sup>f</sup></b>	<b>15,368</b>	<b>15,851</b>	<b>9,394</b>
<b>Total criminal</b> .....	<b>18,181<sup>i</sup></b>	<b>57,467<sup>i</sup></b>	<b>57,172<sup>i</sup></b>	<b>18,476<sup>i</sup></b>
<b>Traffic:</b>				
<b>Total traffic</b> .....	<b>7,853<sup>f</sup></b>	<b>53,402</b>	<b>53,740</b>	<b>7,515</b>
<b>Grand total</b> .....	<b>44,592<sup>fi</sup></b>	<b>162,131<sup>i</sup></b>	<b>160,589<sup>i</sup></b>	<b>46,134<sup>i</sup></b>

Civil: <sup>m</sup>	Trial <sup>d</sup>			Civil dispositions				
	Jury	Non-jury	Total	Settled	Dismissed	Transferred	Uncontested	Other
<b>Law</b> .....	--	3,942	3,942	1,512	21,076	686	4,559	10,843
<b>Tort</b> .....	--	405	405	378	892	121	85	466
<b>Real property rights</b> .....	--	124	124	45	312	26	111	181
<b>Domestic relations</b> .....	--	50	50	2	148	41	2,958	326
<b>Appeal:</b>								
Appeal of administrative agency case .....	--	0	0	2	5	0	0	0
<b>Other civil</b> .....	--	1,043	1,043	118	1,432	86	1,869	1,397
<b>Total</b> .....	--	5,564	5,564	2,057	23,865	960	9,582	13,213
<b>Criminal</b> .....	--	N/A	N/A					
<b>Traffic</b> .....	--	N/A	N/A					

Traffic dispositions			Criminal dispositions <sup>l</sup>			
Non-jury trial:			Misdemeanor		Preliminary hearing	Total <sup>f</sup>
Convicted .....	2,191		2,351	--	--	2,351
Acquitted .....	2,562		5,071	2,546	--	7,617
Guilty plea .....	36,209		14,401	--	--	14,401
Dismissed .....	12,330		16,752	--	--	16,752
Transferred .....	448		18,787	2,098	--	20,885
			711	--	--	711
			Transferred to Superior Court on misdemeanor ....	--	250	250
			Nolle prosequi .....	--	2,252	2,252
			Probable cause found .....	--	7,194	7,194

Boldface headings indicate the classifications used by the CSIM project.  
N/A = This case type is handled by the court but the data were unavailable.  
-- = Not applicable.

<sup>d</sup>Case definition or unit of count:  
A civil case is counted with the filing of a petition or complaint.  
The criminal case unit of count is the number of charges.  
A trial is counted if tried to verdict or decision.  
<sup>f</sup>The beginning pending figure for the 1979 court year does not equal the end pending figure for the 1978 court year.  
Figures are as given in the annual report.

<sup>i</sup>Data are not complete:  
Total criminal and grand total caseload and type of disposition data do not include ordinance violations.  
<sup>j</sup>Explanation of data included in the category:  
Filed figures include original filings, transfers, and reopened cases.  
<sup>m</sup>Categories for disposition type or trial data:  
Civil non-jury trials are the number of contested civil cases concluded by trial.

Source: Office of Court Administration, Annual Report 1978-1979 (Hato Rey, Puerto Rico: 1980). Statistics are from the annual report except that totals have been computed where necessary, and additional data were supplied by the administrative office of the court during data verification.

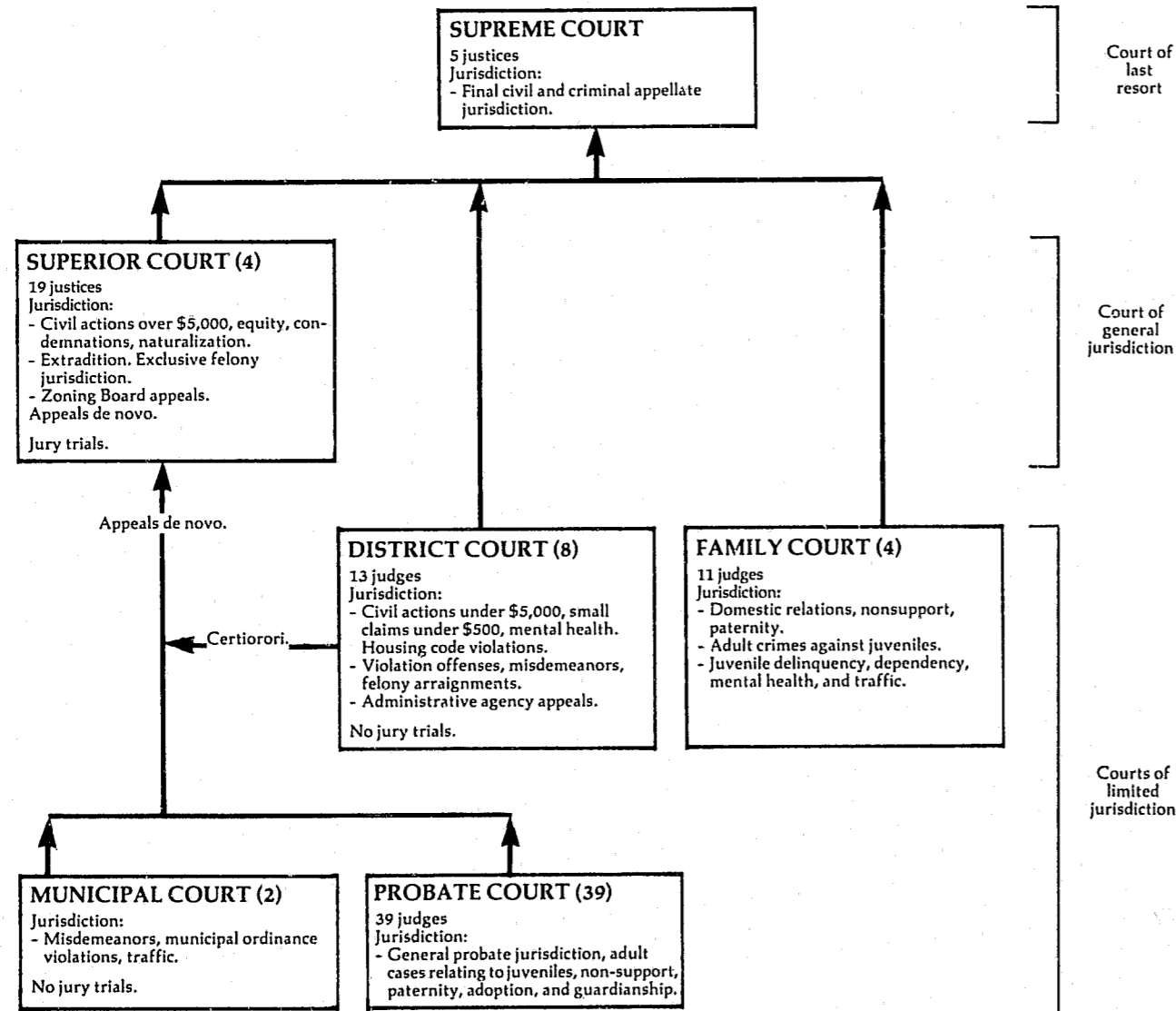
PUERTO RICO JUSTICES OF THE PEACE  
Court of limited jurisdiction  
11 courts, 12 judges  
July 1, 1978 to June 30, 1979

There were no data available for cases handled by the Justices of the Peace for 1979.

PUERTO RICO MUNICIPAL COURT  
Court of limited jurisdiction  
35 courts, 33 judges  
July 1, 1978 to June 30, 1979

There were no data available for cases handled by the Municipal Court for 1979.

RHODE ISLAND COURT SYSTEM, 1979



↑ Indicates route of appeal.

RHODE ISLAND SUPREME COURT  
Court of last resort  
5 justices  
October 1, 1978 to September 30, 1979

	Beginning pending	Filed	Disposed	End pending
<b>Cases:</b>				
<b>Appeals:</b>				
<b>Civil:</b>				
Regular civil .....	240 <sup>h</sup>	184	176	248
Domestic relations/custody/adoption .....	37 <sup>h</sup>	31	29	39
Total .....	277 <sup>h</sup>	215	205	287
Criminal .....	119 <sup>h</sup>	82	54	147
<b>Appeal of administrative agency case:</b>				
Workmen's compensation .....	45 <sup>h</sup>	33	32	46
Total appeals .....	441 <sup>h</sup>	330	291	480
<b>Other cases:</b>				
<b>Original proceedings:</b>				
<b>Original jurisdiction:</b>				
Habeas corpus .....	9 <sup>h</sup>	26	29	6
Miscellaneous petitions .....	1 <sup>h</sup>	15	12	4
Total .....	10 <sup>h</sup>	41	41	10
<b>Disciplinary:</b>				
Bar disciplinary .....	4 <sup>h</sup>	9	10	3
<b>Advisory opinion:</b>				
Certified questions .....	9 <sup>h</sup>	7	9	7
Other .....	0 <sup>h</sup>	1	1	0
Total .....	23 <sup>h</sup>	58	61	20
<b>Requests to appeal:</b>				
Certiorari .....	105 <sup>h</sup>	98	126	77
Total other cases .....	128 <sup>h</sup>	156	187	97
<b>Total cases</b> .....	<b>569<sup>f</sup></b>	<b>486</b>	<b>478</b>	<b>577</b>
<b>Other proceedings:</b>				
<b>Other matters:</b>				
Arbitrator appointments .....	N/A	X	N/A	N/A
Petitions on bar exams .....	N/A	X	N/A	N/A
Total .....	N/A	X	N/A	N/A
<b>Total other proceedings</b> .....	<b>N/A</b>	<b>26</b>	<b>N/A</b>	<b>N/A</b>

Boldface headings indicate the classifications used by the CSIM project.

X = The data for this case type are known to be included in the total but were not available by category.

<sup>f</sup>Beginning pending figure for the 1979 court year does not equal the end pending figure for the 1978 court year:

Figures are as given in the annual report.

<sup>h</sup>Figure was computed:

Beginning pending figures were calculated from filed, disposed, and end pending figures provided by the Administrative Office of the Courts.

Source: Unpublished data provided by the Administrative Office of the Courts.

RHODE ISLAND SUPERIOR COURT  
Court of general jurisdiction  
4 counties, 19 Justices  
January 1, 1979 to December 31, 1979

	Beginning pending	Filed	Disposed	End pending
<b>Civil<sup>d</sup>:</b>				
<b>Appeal:</b>				
Appeal of trial court case .....	N/A	X	N/A	N/A
Other civil .....	N/A	X	N/A	N/A
Total civil .....	N/A	7,087	N/A	N/A
<b>Criminal<sup>d</sup>:</b>				
<b>Felony/misdemeanor:</b>				
Defendant cases .....	N/A	2,515	4,092	N/A
Appeal .....	N/A	1,067	N/A	N/A
Total criminal .....	N/A	3,582	4,092 <sup>i</sup>	N/A
Grand total .....	N/A	10,669	4,092 <sup>i</sup>	N/A

Boldface headings indicate the classifications used by the CSIM project.  
N/A = This case type is handled by the court but the data are unavailable.  
X = The data for this case type are known to be included in the total but were not available by category.

<sup>d</sup>Case definition or unit of count:  
A civil case is counted with the filing of a petition or complaint.  
The criminal case unit of count is the number of defendants on the indictment.

<sup>i</sup>Data are not complete:  
Disposition data were available for **felony/misdemeanor** cases only. They do not include any **civil** cases or any **criminal** appeals.

Source: Unpublished data provided by the Administrative Office of the Courts.

RHODE ISLAND DISTRICT COURT  
Court of limited jurisdiction  
8 divisions, 13 Judges  
January 1, 1979 to December 31, 1979

	Beginning pending	Filed	Disposed	End pending
<b>Civil<sup>d</sup>:</b>				
<b>Law:</b>				
Regular civil .....	N/A	23,425	18,425	N/A
Small claims .....	N/A	8,161	5,869	N/A
Total civil .....	N/A	31,586	24,294	N/A
<b>Criminal<sup>d</sup>:</b>				
<b>Misdemeanor<sup>j</sup>:</b>				
Preliminary hearing:				
Felony .....	N/A	7,297	7,170	N/A
Total criminal .....	N/A	35,720	34,336	N/A
<b>Traffic<sup>k</sup>:</b>				
Total traffic <sup>j</sup> .....	N/A	(j)	(j)	N/A
Grand total <sup>l</sup> .....	N/A	67,306 <sup>l</sup>	58,630 <sup>l</sup>	N/A

	Trial <sup>d</sup>		
	Jury	Non-jury	Total
Civil .....	--	2,642	2,642
Criminal and traffic .....	--	985	985
Total .....	--	3,637	3,637

Boldface headings indicate the classifications used by the CSIM project.  
N/A = This case type is handled by the court but the data are unavailable.  
-- = Not applicable.

<sup>d</sup>Case definition or unit of count:  
A civil case is counted with the filing of a petition or complaint.  
The criminal case unit of count is the number of indictments or complaints.  
A non-jury trial is counted at the point when an opening statement or the introduction of any evidence occurs. Criminal trials include changed pleas.

<sup>i</sup>Data are not complete:  
Misdemeanor and grand total figures do not include motor vehicle violations handled by the Administrative Adjudication Division of the Department of Transportation.  
Traffic (motor vehicle) violations handled by the Administrative Adjudication Division of the Department of Transportation are not included in figures given.

<sup>j</sup>Explanation of data included in the category:  
Traffic cases not handled by the Administrative Adjudication Division are included with the **misdemeanor** data.

<sup>k</sup>Special source or revision in the data:  
Trial data were provided by the Administrative Office of the Courts during data verification.

<sup>l</sup>Information on disposition type on trial data:  
The number of **criminal** trials includes cases disposed after a changed plea.

Source: Administrative Office of the Courts, Report on the Judiciary, 1979 (Providence, Rhode Island). Statistics are from the annual report except that totals have been computed where necessary, and additional information was provided by the Administrative Office of the Courts during data verification.

**RHODE ISLAND FAMILY COURT**  
 Court of limited jurisdiction  
 4 counties, 11 judges  
 January 1, 1979 to December 31, 1979

	Beginning pending	Filed	Disposed	End pending
<b>Civil:</b>				
<b>Domestic relations:</b>				
<b>Marriage dissolution:</b>				
Absolute divorce .....	N/A	5,188	N/A	N/A
Adoption .....	N/A	492	N/A	N/A
<b>Other domestic relations:</b>				
Termination of parental rights .....	N/A	137	N/A	N/A
<b>Total</b> .....	<b>N/A</b>	<b>5,817</b>	<b>N/A</b>	<b>N/A</b>
<b>Total civil</b> .....	<b>N/A</b>	<b>5,817</b>	<b>N/A</b>	<b>N/A</b>
<b>Juvenile:</b>				
<b>Criminal-type offense:</b>				
Wayward/delinquent .....	N/A	7,195	N/A	N/A
<b>Non-offense:</b>				
Dependency, neglect, and abuse .....	N/A	589	N/A	N/A
<b>Other juvenile:</b>				
Child marriages .....	N/A	63	N/A	N/A
Other .....	N/A	310	N/A	N/A
<b>Total</b> .....	<b>N/A</b>	<b>373</b>	<b>N/A</b>	<b>N/A</b>
<b>Total juvenile</b> .....	<b>N/A</b>	<b>8,157</b>	<b>N/A</b>	<b>N/A</b>
<b>Grand total</b> .....	<b>N/A</b>	<b>13,974</b>	<b>N/A</b>	<b>N/A</b>

Boldface headings indicate the classifications used by the CSIM project.  
 N/A = This case type is handled by the court, but the data are unavailable.

<sup>d</sup>Case definition or unit of count:  
 A civil case is counted with the filing of a petition or complaint.  
 The criminal case unit of count is the number of indictments or complaints.

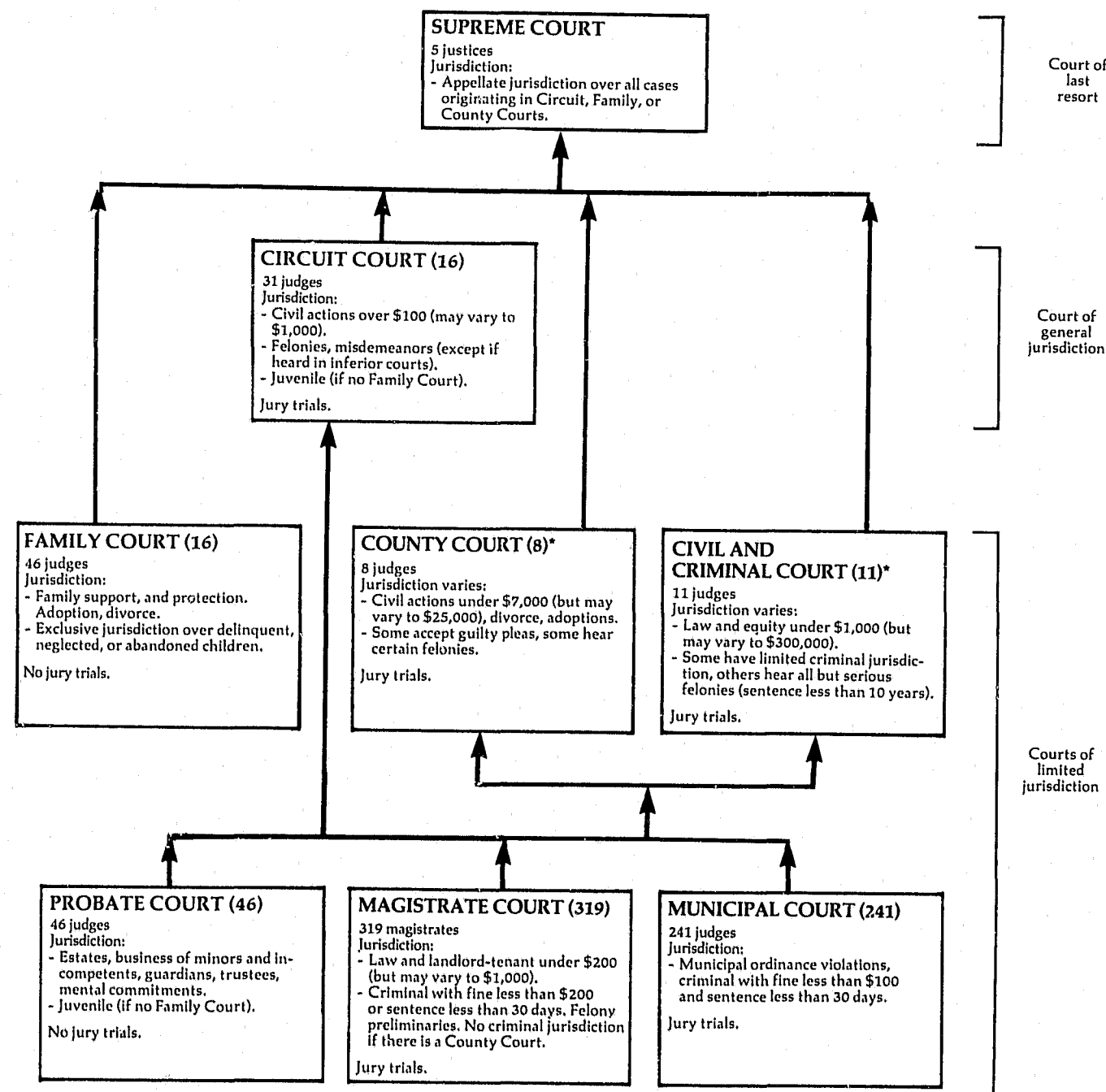
Source: Administrative Office of the Courts, *Report on the Judiciary, 1979* (Providence, Rhode Island). Statistics are from the annual report except that totals have been computed where necessary.

**RHODE ISLAND MUNICIPAL COURT**  
 Court of limited jurisdiction  
 2 courts  
 January 1, 1979 to December 31, 1979

There were no data available for cases handled in the Municipal Court for 1979. The Municipal Courts are local courts operated independently by two cities.

**RHODE ISLAND PROBATE COURT**  
 Court of limited jurisdiction  
 39 courts, 39 judges  
 January 1, 1979 to December 31, 1979

There were no data available for cases handled in the Probate Court for 1979. The Probate Court function is handled by independent probate judges chosen and paid by each of the 39 cities and towns.



↑ Indicates route of appeal.

\*During the court year, all County Courts and Civil and Criminal Courts were phased out and cases pending in them were transferred to the Circuit Court. None were left on July 1, 1979 at the close of the court year.

SOUTH CAROLINA SUPREME COURT  
Court of last resort  
5 justices  
January 1, 1979 to December 31, 1979

	Beginning pending	Filed <sup>d</sup>	Disposed	End pending
<b>Cases:</b>				
<b>Appeals:</b>				
Civil <sup>j</sup> .....	X	433	X	220
Criminal <sup>j</sup> .....	X	184	X	89
Postconviction remedy:				
Postconviction .....	X	85	X	24
Total appeals .....	X	702	X	333
<b>Other cases:</b>				
<b>Original proceedings:</b>				
Original jurisdiction .....	X	5	X	0
Disciplinary matter .....	X	8	X	0
Total .....	X	13	X	0
Requests to appeal .....	X			
Total other cases .....	X	13	X	0
<b>Total cases .....</b>	<b>125<sup>fh</sup></b>	<b>715</b>	<b>507</b>	<b>333</b>
<b>Other proceedings:</b>				
<b>Other matters:</b>				
Motions (supersedeas, extensions of time, motion to dismiss, ect.) .....	0	437	429	8
Motions to settle record .....	0	251	245	6
Total .....	0 <sup>f</sup>	688	674	14
<b>Total other proceedings .....</b>	<b>0<sup>f</sup></b>	<b>688</b>	<b>674</b>	<b>14</b>

Manner of disposition	Disposition of appeals
Regular opinions .....	Affirmed .....
Memorandum opinions .....	Reversed .....
261	256
246	23
	Reversed and remanded .....
	Affirmed and remanded .....
	Remanded .....
	Other .....
	48
	3
	4
	82

Boldface headings indicate the classifications used by the CSIM project.  
Blank space = Not enough information is known. The case category may or may not be handled by the court.  
X = The data for this case type are known to be included in the total, but were not available by category.

<sup>d</sup>Case definition or unit of count:  
In this court, cases are counted at docketing rather than at the filing of the notice of appeal. Many cases are dismissed between filing the notice of appeal and docketing. In 1979, 1,816 notices of appeal were filed: 766 were docketed, 780 dismissed, and 510 pending at the end of the year.  
<sup>f</sup>Beginning pending figure for the 1979 court year does not equal the end pending figure for the 1978 court year:  
Figures are as given in the annual report or calculated from figures given in the annual report.  
<sup>h</sup>Figure was computed:  
The beginning pending figure for total cases was computed from the filed, disposed, and end pending figures given in the unpublished data provided by the Clerk of the Court.  
<sup>j</sup>Explanation of data included in the category:  
Civil appeals include "straight" appeals and Rule 29 appeals and appeals of cases from the Family Court.  
Criminal appeals include regular and "no merit" appeals.

Source: The Judicial Department of South Carolina, Annual Report 1979 (Darlington, South Carolina), and unpublished data supplied by the clerk of the court. Statistics are from the annual report and the unpublished data except that totals have been computed where necessary.

SOUTH CAROLINA CIRCUIT COURT<sup>ab</sup>  
Court of general jurisdiction  
16 circuits, 31 judges  
January 1, 1979 to December 31, 1979<sup>b</sup>

	Beginning pending	Filed	Disposed	End pending
<b>Civil<sup>d</sup>:</b>				
Total civil .....	18,301 <sup>f</sup>	36,349	31,368	23,282
<b>Criminal<sup>d</sup>:</b>				
Felony/misdemeanor:				
Criminal <sup>j</sup> .....	8,639 <sup>f</sup>	31,746	32,757	7,628
Total criminal <sup>j</sup> .....	8,639 <sup>f</sup>	31,746	32,757	7,628
<b>Grand total<sup>j</sup> .....</b>	<b>26,940<sup>f</sup></b>	<b>68,095</b>	<b>64,125</b>	<b>30,910</b>

Criminal dispositions	Age of pending caseload				
	0-90 days	91-180 days	181-365 days	365-540 days	Over 540 days
Conviction .....	1,255				
Guilty plea--whole charge .....	21,536				
Guilty plea--other charge .....	2,026				
Acquittal .....	340				
Dismissed (judicial dismissal) .....	1,173				
Not-prosessed .....	5,831				
Bail forfeiture (bond estreated) ...	52				
Transferred .....	544				
<b>Criminal: Felony/misdemeanor .....</b>	<b>2,282</b>	<b>1,419</b>	<b>1,023</b>	<b>552</b>	<b>2,352</b>

Boldface headings indicate the classifications used by the CSIM project.

<sup>a</sup>Court jurisdiction:  
The Circuit Court in South Carolina is divided into two parts: civil cases are heard in Court of Common Pleas, criminal cases in the Court of General Sessions.  
<sup>b</sup>Particular court or reporting system information:  
On July 1, 1979 the County Courts were phased out, and all cases pending in them were transferred to the Circuit Court. The reporting period for this court changed in 1979 from the fiscal year to the calendar year. As a result, there is a 6-month lapse in reporting data between 1978 and 1979.  
<sup>d</sup>Case definition or unit of count:  
A civil case is counted with the filing of a petition or complaint. The criminal case unit of count is the number of indictments.  
<sup>f</sup>Beginning pending figure for the 1979 court year does not equal the end pending figure for the 1978 court year:  
Figures are as given in the annual report and additional information.  
<sup>j</sup>Explanation of data included in the category:  
Criminal data for felony/misdemeanor, total criminal, and grand total include criminal cases handled in the County Court and Civil and Criminal Court.

Source: The Judicial Department of South Carolina, Annual Report 1980 (Darlington, South Carolina). Statistics are from annual report except that totals have been computed where necessary.

**SOUTH CAROLINA COUNTY COURT<sup>b</sup> AND CIVIL AND CRIMINAL COURT<sup>i,k</sup>**  
 Court of limited jurisdiction  
 8<sup>b</sup> courts, 8 judges; 11 courts, 11 judges  
 July 1, 1978 to June 30, 1979<sup>b</sup>

	Beginning pending	Filed <sup>k</sup>	Disposed	End pending
<b>Civil<sup>d</sup>:</b>				
Total civil .....	8,040	7,419 <sup>ik</sup>	10,667 <sup>i</sup>	4,792
<b>Criminal<sup>d</sup>:</b>				
Total criminal .....	(k)	(k)	(k)	(k)
<b>Grand total .....</b>	<b>8,040<sup>i</sup></b>	<b>7,419<sup>ik</sup></b>	<b>10,667<sup>i</sup></b>	<b>4,792<sup>i</sup></b>

Trial <sup>d</sup>	Civil dispositions
Civil .....	410
	Settlement .....
	Voluntary dismissal .....
	Involuntary dismissal/nonsuit .....
	Default .....
	Transfer to other court .....
	Final order .....
	Other disposition .....
	887
	2,198
	1,103
	3,439
	196
	1,754
	680

Boldface headings indicate the classifications used by the CSIM project.

<sup>b</sup>Particular court or reporting system information:

During the year, nine County Courts were phased out and all cases pending in them were transferred to the Circuit Court. On July 1, 1979, the remaining eight courts were phased out and all cases pending in them were transferred to the Circuit Court.

<sup>d</sup>Case definition or unit of count:

A civil case is counted with the filing of a petition or complaint.  
 The criminal case unit of count is the number of indictments.  
 A trial is counted if the case is concluded by trial, and judgment on the verdict has been rendered and filed.

<sup>i</sup>Data are not complete:

Data for criminal cases handled in this court are not available here.

<sup>k</sup>Additional information:

No new cases were filed in the County Court after April 1, 1979 by order of the Supreme Court.  
 Pending, filed, and disposed figures for total criminal are included in the criminal section of the Circuit Court data chart. A total of 2,728 criminal warrants were filed.

Source: The Judicial Department of South Carolina, Annual Report 1980 (Darlington, South Carolina). Statistics are from the annual report except that totals have been computed where necessary.

**SOUTH CAROLINA FAMILY COURT**  
 Court of limited jurisdiction  
 16 courts, 46 judges  
 January 1, 1979 to December 31, 1979

	Beginning pending	Filed	Disposed	End pending
<b>Civil<sup>d,j</sup>:</b>	<b>X</b>	<b>X</b>	<b>X</b>	<b>X</b>
Total civil .....	15,763	41,308	43,738	13,333
<b>Traffic:</b>				
Other traffic violation <sup>j</sup> .....	X	X	X	X
Total traffic .....	X	X	X	X
<b>Juvenile<sup>f</sup>:</b>	<b>X</b>	<b>X</b>	<b>X</b>	<b>X</b>
Total juvenile .....	X	X	X	X
<b>Grand total .....</b>	<b>17,999<sup>f</sup></b>	<b>52,635</b>	<b>55,259</b>	<b>15,375</b>

Boldface headings indicate the classifications used by the CSIM project.

X = The data for this case type are known to be included in the total but were not available by category.

<sup>b</sup>Particular court or reporting information:

The reporting period for this court changed in 1979 from the fiscal year to the calendar year. As a result, there is a 6-month lapse in reporting between 1978 and 1979.

<sup>d</sup>Case definition or unit of count:

A civil case is counted with the filing of a petition or complaint.

<sup>f</sup>Beginning figure for the 1979 court year does not equal the end pending figure for the 1978 court year:

Figure is as given in the annual report.

<sup>j</sup>Explanation of data included in the category:

The civil jurisdiction of this court includes domestic relations marriage dissolution, support/custody, adoption, other domestic relations, and other civil cases.

The traffic jurisdiction of this court includes juvenile traffic law violations only.

The juvenile jurisdiction of this court includes criminal type offense, non-offense, and other juvenile cases.

Source: The Judicial Department of South Carolina, Annual Report 1980 (Darlington, South Carolina). Statistics were from the annual report except that totals have been computed where necessary.

**SOUTH CAROLINA MAGISTRATE COURT**  
 Court of limited jurisdiction  
 319 courts, 319 magistrates  
 January 1, 1979 to December 31, 1979

	Beginning pending	Filed	Disposed	End pending
<b>Civil<sup>d</sup>:</b>				
Law:				
Civil .....	5,964 <sup>f</sup>	88,381	89,687	4,658
Total civil .....	5,964 <sup>f</sup>	88,381	89,687	4,658
<b>Criminal<sup>d</sup>:</b>				
Misdemeanor:				
Non-traffic .....	X	67,951	X	X
Preliminary hearing .....	1,102	16,205	15,947	1,360
Total criminal .....	X	84,156	X	X
<b>Traffic:</b>				
DWI/DUI:				
Driving under the influence .....	X	10,788	X	X
Other traffic violation:				
Other .....	X	436,948	X	X
Total traffic .....	X	447,736	X	X
<b>Grand total .....</b>	<b>9,541<sup>f</sup></b>	<b>620,273</b>	<b>620,345</b>	<b>9,469</b>

Trial<sup>d</sup>

Criminal and traffic dispositions

	Jury	Non-jury	Total	Misdemeanor and traffic	Preliminary hearing
Civil .....	311	24,658	24,969	409,981	--
Criminal and traffic .....	2,267	102,463	104,730	--	696
Total .....	2,578	127,121	129,699	--	12,153
				--	3,098

Boldface headings indicate the classifications used by the CSIM project.

N/A = This case type is handled by the court, but the data are unavailable.

X = The data for this case type are known to be included in the total but were not available by category.

-- = Not applicable.

<sup>d</sup>Case definition or unit of count:

A civil case is counted with the filing of a petition or complaint.

The criminal case unit of count is the number of indictments, arrest warrants, or summons.

A jury trial is counted if the case is concluded by jury, and judgment on the verdict has been rendered and filed. A non-jury trial is counted if the case is concluded without a jury.

<sup>f</sup>Beginning pending figure for the 1979 court year does not equal the end pending figure for the 1978 court year:

Figures are as given in the annual report.

<sup>g</sup>Change in pending does not equal the difference between filings and dispositions:

This is caused by the missing data for preliminary hearing cases.

<sup>k</sup>Additional information:

The Magistrate Court also issued 106,347 arrest and 1,685 search warrants.

Source: The Judicial Department of South Carolina, Annual Report 1979 (Darlington, South Carolina). Statistics are from the annual report except that totals have been computed where necessary.

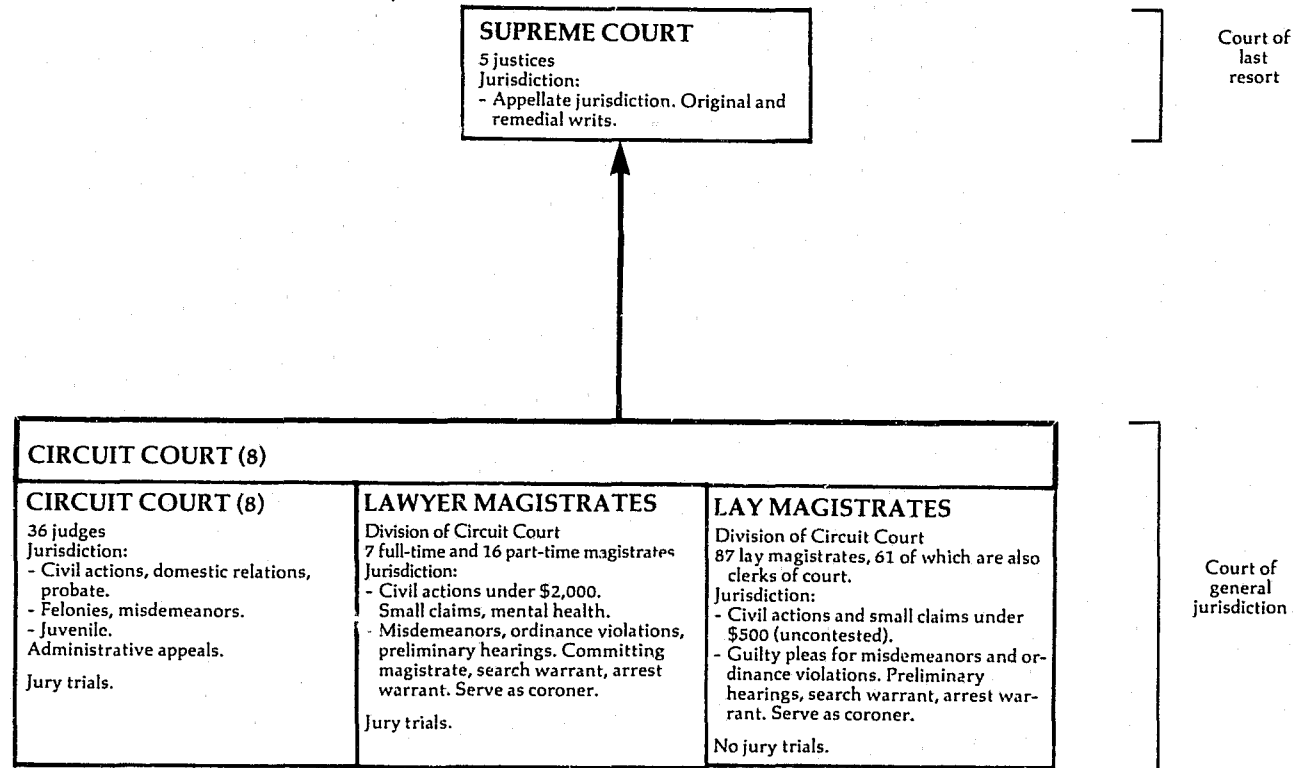
**SOUTH CAROLINA PROBATE COURT**  
 Court of limited jurisdiction  
 46 courts, 46 judges  
 January 1, 1979 to December 31, 1979

There were no data available for cases handled in the Probate Court for 1979.

**SOUTH CAROLINA MUNICIPAL COURT**  
 Court of limited jurisdiction  
 241 courts, 241 judges  
 January 1, 1979 to December 31, 1979

There were no data available for cases handled in the Municipal Court for 1979.

**SOUTH DAKOTA COURT SYSTEM, 1979**



↑ Indicates route of appeal.

**SOUTH DAKOTA SUPREME COURT**  
Court of last resort  
5 justices  
July 1, 1978 to June 30, 1979

	Beginning pending	Filed	Disposed	End pending
<b>Cases:</b>				
<b>Appeals:</b>				
Total appeals .....	X	254 <sup>J</sup>	X	X
<b>Other cases:</b>				
<b>Original proceedings:</b>				
Original jurisdiction .....	X	X		X
Disciplinary .....	X	X	X	X
Advisory opinion .....	X	X	X	X
Total .....	X	28	X	X
<b>Requests to appeal:</b>				
Petition for allowance of appeal .....	X	37		X
Total other cases .....	X	65		X
<b>Total cases .....</b>	<b>283<sup>fh</sup></b>	<b>319</b>	<b>327</b>	<b>276</b>
	<b>Manner of disposition</b>		<b>Status of pending caseload<sup>1</sup> (6/30/79)</b>	
	Opinion .....	204 <sup>m</sup>	Not ready for calendar .....	163
	Order of dismissal or denial .....	87 <sup>m</sup>	Ready for argument/submission ...	37
			Submitted and pending .....	76

Boldface headings indicate the classifications used by the CSIM project.  
 X = The data for this case type are known to be included in the total but were not available by category.

<sup>f</sup>Beginning pending figure for the 1979 court year does not equal the end pending figure for the 1978 court year:  
 In 1979, the court changed from the calendar year to the fiscal year as its reporting period. As a result the beginning pending figures for the 1979 fiscal year do not match those given as pending at the end of 1978.

<sup>h</sup>Figure was computed:  
 The beginning pending figure was calculated from filed, disposed, and end pending figures given in the annual report.

<sup>j</sup>Explanation of data included in the category:  
 Appeals filed figure includes reinstated appeals.

<sup>m</sup>Categories for disposition type or trial data:  
 These 204 opinions disposed of 233 cases.  
 There were 89 cases disposed of by the 87 orders of dismissal or denial.

Source: State Court Administrator's Office, Benchmark: Biennial Report of the South Dakota Unified Judicial System, FY 1978 and 1979 (Pierre, South Dakota: December, 1979). Statistics are from the biennial report except that totals have completed where necessary.

SOUTH DAKOTA CIRCUIT COURT  
Court of general jurisdiction  
8 circuits, 36 judges<sup>c</sup>  
July 1, 1978 to June 30, 1979

	Beginning pending	Filed	Disposed	End pending
<b>Civil<sup>d</sup>:</b>				
Small claims .....	N/A	13,014	10,201	N/A
<b>Domestic relations:</b>				
Marriage dissolution:				
Divorce .....	N/A	3,126	2,820	N/A
Adoption .....	N/A	626	N/A	N/A
Total .....	N/A	3,752	N/A	N/A
<b>Estate:</b>				
Probate/wills/intestate:				
Probate .....	N/A	3,970	N/A	N/A
<b>Guardianship/conservatorship/trusteeship:</b>				
Guardianship .....	N/A	632	N/A	N/A
Total .....	N/A	4,602	N/A	N/A
Mental health .....	N/A	616	N/A	N/A
Other civil .....	N/A	8,379	6,181	N/A
Total civil .....	N/A	30,363	19,202 <sup>i</sup>	N/A
<b>Criminal<sup>d</sup>:</b>				
Felony .....	N/A	2,337 <sup>l</sup>	2,682	N/A
<b>Misdemeanor:</b>				
Class 1 <sup>j</sup> .....	N/A	9,148 <sup>l</sup>	10,894	N/A
Total criminal .....	N/A	11,485 <sup>i</sup>	13,576 <sup>i</sup>	N/A
<b>Traffic:</b>				
Other traffic violation:				
Class 2 and petty offense <sup>j</sup> .....	N/A	123,194 <sup>j</sup>	117,447 <sup>j</sup>	N/A
Total traffic .....	N/A	123,194	117,447 <sup>j</sup>	N/A
<b>Juvenile<sup>dk</sup>:</b>				
Criminal-type offense:				
Delinquency .....	N/A	3,174	N/A	N/A
Status offense:				
Child in need of supervision .....	N/A	446	N/A	N/A
<b>Other juvenile:</b>				
Juvenile .....	N/A	1,730	N/A	N/A
Total juvenile .....	N/A	5,350	N/A	N/A
<b>Grand total .....</b>	N/A	170,392	150,225 <sup>i</sup>	N/A

	Trial <sup>d</sup>			Criminal dispositions		
	Jury	Non-jury <sup>m</sup>	Total	Guilty plea/dismissed .....	Felony	Class 1 misdemeanors
<b>Civil:</b>						
Small claims .....	--	1,104	1,104		1,736	8,807
Marriage dissolution .....	--	469	469		786	1,418
Other civil .....	177	910	1,087			
Total .....	177	2,483	2,660			
<b>Criminal:</b>						
Felony .....	103	57	160			
Class 1 misdemeanors .....	141	528	669			
Total .....	244	585	829			
Grand total .....	421	3,068	3,489			

Civil dispositions	
Small claims .....	Default
Small claims .....	9,097
Marriage dissolution .....	2,351
Other civil .....	5,094

Boldface headings indicate the classifications used by the CSIM project.  
N/A = This case type is handled by the court, but the data are unavailable.  
-- = Not applicable.

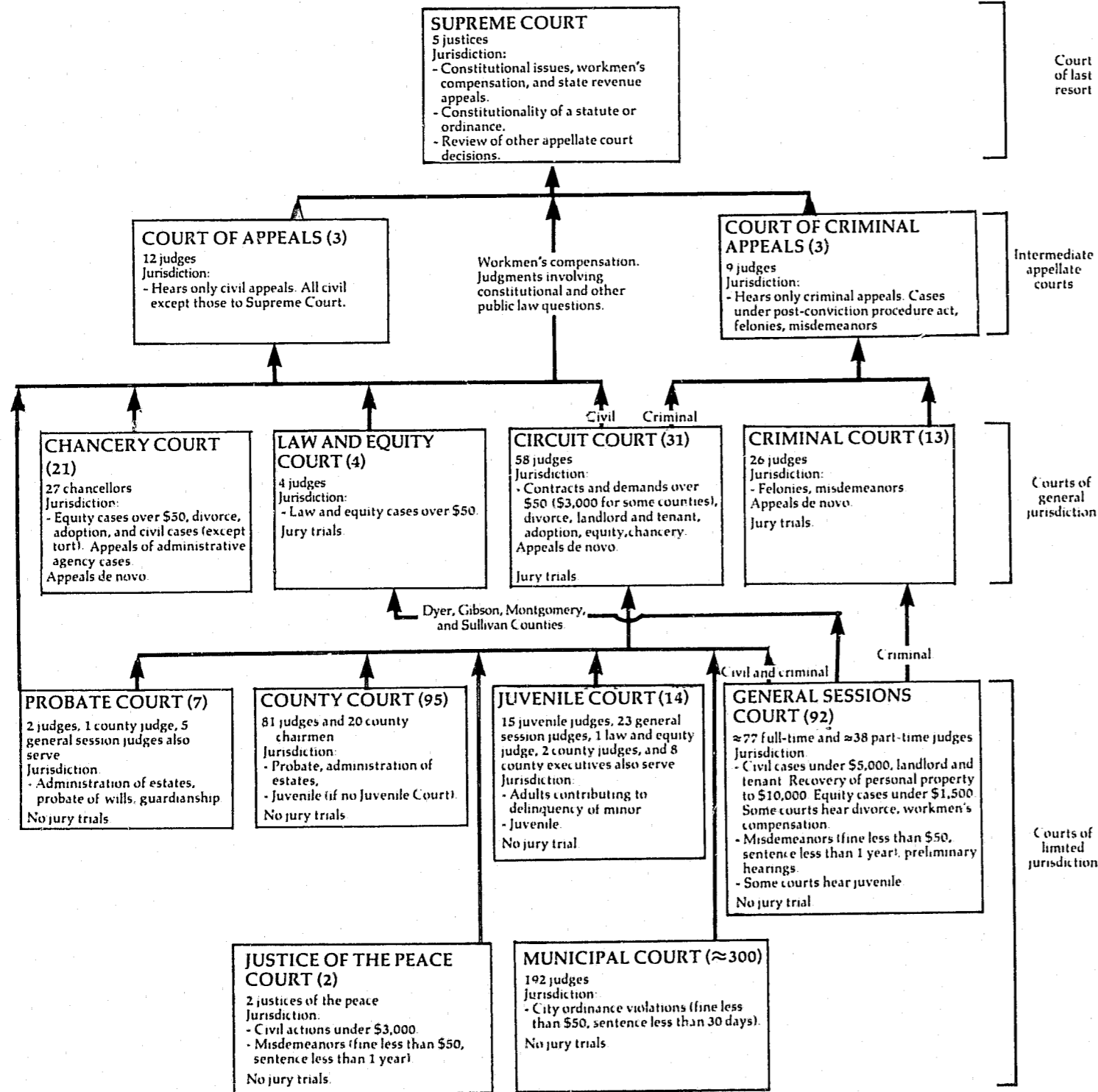
<sup>c</sup>Judge information:  
This court is also served by 7 full-time and 16 part-time lawyer magistrates (11.7 FTE), 26 lay magistrates, and 61 lay magistrates/clerks (6.5 FTE).  
<sup>d</sup>Case definition or unit of count:  
A civil case is counted with the filing of a petition or complaint.  
The criminal case unit of count is the number of informations or indictments.  
The juvenile case unit of count is the number of referrals.  
A jury trial is counted when the jury is sworn.  
A non-jury trial is counted at the point when an opening statement or the introduction of any evidence occurs.  
<sup>i</sup>Data are not complete:  
Total misdemeanor and criminal cases filed and disposed and trial data do not include criminal Class 2 misdemeanor cases. These cases are included in the grand total filed and disposed figures.  
Trial data do not include Class 2 misdemeanors, or any traffic or juvenile data.  
Total civil disposed figure does not include adoption, probate, or mental health cases.

The grand total disposed figure does not include civil adoption, probate, mental health, or juvenile cases.  
<sup>j</sup>Explanation of data included in the category:  
Offenses included in Class 1 misdemeanors are reckless driving, simple assault, and driving while intoxicated.  
Offenses included in Class 2 misdemeanors are approximately 80% traffic cases. The remaining 20% are criminal cases and include disorderly conduct, prostitution, and gambling. Petty offenses are defined as vehicle equipment violations.  
The total number of these cases filed and disposed are given in the traffic category since traffic is the majority of these cases.  
Traffic data for DWI/DUI cases are included in with the Class 1 misdemeanor data on the court profile.  
<sup>k</sup>Additional information:  
The juvenile caseload is handled by the court services department. There were 46.5 full-time equivalent court service officers during 1979.  
<sup>l</sup>Special source or revision in the data:  
Filing figures for criminal and traffic cases were supplied by the administrative office of the court during data verification.

Source: State Court Administrator's Office, Benchmark: A Biennial Report of the South Dakota Unified Judicial System, FY 1978 and 1979 (Pierre, South Dakota: December 1979). Statistics are from the biennial report except that totals have been computed where necessary, and additional information was supplied by the administrative office of the court during data verification.



TENNESSEE COURT SYSTEM, 1979



TENNESSEE SUPREME COURT  
Court of last resort  
5 justices  
January 1, 1979 to December 31, 1979

	Beginning pending	Filed	Disposed	End pending
<b>Cases:</b>				
Appeals .....	46 <sup>h</sup>	159 (121) <sup>e</sup>	227	99
Total appeals .....	46 <sup>h</sup>	159 (121) <sup>e</sup>	227	99
<b>Other cases:</b>				
Requests to appeal:				
Certiorari .....	142 <sup>h</sup>	695	574 (121) <sup>e</sup>	142 <sup>j</sup>
Total other cases .....	142 <sup>h</sup>	695	574 (121) <sup>e</sup>	142 <sup>j</sup>
<b>Total cases .....</b>	<b>188<sup>h</sup></b>	<b>854 (121)<sup>e</sup></b>	<b>801 (121)<sup>e</sup></b>	<b>241<sup>j</sup></b>

Disposition of cases

Manner of disposition	Appeals	Requests to appeal	Total
Affirmed .....	68	--	68
Reversed .....	22	--	22
Reversed and remanded .....	25	--	25
Affirmed in part--reversed in part ..	7	--	7
Reversed and dismissed .....	15	--	15
Modified and affirmed .....	4	--	4
Affirmed and remanded .....	13	--	13
Order denying petition .....	26	--	26
Dismissals .....	8	--	8
Remanded .....	16	--	16
Transferred .....	21	--	21
Granted .....	--	121	121
Denied .....	--	555	555
Other .....	2	19	21

Boldface headings indicate the classifications used by the CSIM project.

N/A = This case type is handled by the court, but the data are unavailable.

X = The data for this case type are known to be included in the total but were not available by category.

-- = Not applicable.

<sup>e</sup>Cases not included in the total to avoid double counting:

Petitions for certiorari granted are not counted as disposed until the appeal is disposed; a filing is not counted for the resulting appeal. These granted petitions are the numbers appearing in parentheses.

<sup>h</sup>Figure was computed:

Beginning pending figures were computed from filed, disposed, and end pending data.

<sup>j</sup>Explanation of data included in the category:

These data include all reported discretionary applications except those not forwarded to the Courts as of December 31, 1979.

<sup>m</sup>Information on disposition type or trial data:

In addition to the 161 majority opinions and orders, there were 15 dissents and 5 concurrences written.

Source: Executive Secretary, Supreme Court of Tennessee, 1979 Annual Report (Nashville, Tennessee). Statistics are from the annual report except that totals have been computed where necessary.

TENNESSEE COURT OF APPEALS<sup>a</sup>  
Intermediate appellate court  
3 divisions, 12 judges  
January 1, 1979 to December 31, 1979

	Beginning pending	Filed	Disposed	End pending
<b>Cases:</b>				
<b>Appeals:</b>				
Civil .....	381 <sup>h</sup>	775	858	298
Total appeals .....	381 <sup>h</sup>	775	858	298
<b>Other cases:</b>				
Requests to appeal .....	—	—	—	—
Total other cases .....	—	—	—	—
<b>Total cases .....</b>	<b>381<sup>h</sup></b>	<b>775</b>	<b>858</b>	<b>298</b>

Disposition of appeals

<u>Manner of disposition</u>	
Opinions .....	699
Per curiam and simple orders ...	159
Affirmed .....	375
Reversed .....	33
Reversed and remanded .....	88
Affirmed in part and reversed in part ..	28
Reversed and dismissed .....	35
Remanded .....	41
Modified and affirmed .....	42
Affirmed and remanded .....	50
Order denying petition .....	62
Other .....	31
Dismissed .....	64
Transferred .....	8
Modified and dismissed .....	1

Boldface headings indicate the classifications used by the CSIM project.  
Blank space = Not enough information is known. The case category may or may not be handled by the court.  
N/A = This case type is handled by the court, but the data are unavailable.

<sup>a</sup>Court jurisdiction:  
This court has civil jurisdiction only.  
<sup>h</sup>Figure was computed:  
Beginning pending data were computed from filed, disposed and end pending data.

Source: Executive Secretary, Supreme Court of Tennessee, 1979 Annual Report (Nashville, Tennessee). Statistics are from the annual report except that totals have been computed where necessary.

TENNESSEE COURT OF CRIMINAL APPEALS<sup>a</sup>  
Intermediate appellate court  
3 divisions, 9 judges  
January 1, 1979 to December 31, 1979

	Beginning pending	Filed	Disposed	End pending
<b>Cases:</b>				
<b>Appeals:</b>				
Criminal .....	X	650	X	X
Total appeals .....	X	650	X	X
<b>Other cases:</b>				
<b>Original proceedings:</b>				
Other .....	X	13	X	X
Requests to appeal .....	X	13	X	X
Total other cases .....	X	13	X	X
<b>Total cases .....</b>	<b>300<sup>h</sup></b>	<b>663</b>	<b>670</b>	<b>293</b>

Disposition of cases

<u>Manner of disposition</u>	
Opinions .....	575 <sup>m</sup>
Per curiam and orders .....	95
Affirmed .....	478
Reversed .....	1
Reversed and remanded .....	28
Affirmed in part and reversed in part ..	10
Reversed and dismissed .....	17
Remanded .....	17
Modified and affirmed .....	11
Affirmed and remanded .....	9
Order denying petition .....	14
Other .....	10
Dismissed .....	74
Transferred .....	0
Modified and dismissed .....	1

Boldface headings indicate the classifications used by the CSIM project.  
Blank space = Not enough information is known. The case category may or may not be handled by the court.  
N/A = This case type is handled by the court, but the data are unavailable.  
X = The data for this case type are known to be included in the total but were not available by category.

<sup>a</sup>Court jurisdiction:  
This court has criminal jurisdiction only.  
<sup>h</sup>Figure was computed:  
Beginning pending figures were computed from filed, disposed and end pending figures.  
<sup>m</sup>Information on disposition type or trial data:  
There were also 15 concurrences and 14 dissents written.

Source: Executive Secretary, Supreme Court of Tennessee, 1979 Annual Report (Nashville, Tennessee). Statistics are from the annual report except that totals have been computed where necessary.

TENNESSEE CIRCUIT COURT AND CRIMINAL COURT  
 Court of general jurisdiction  
 31 circuits, 58 judges; 13 circuits, 26 judges  
 January 1, 1979 to December 31, 1979

	Beginning pending	Filed	Disposed	End pending
<b>Civil<sup>d</sup>:</b>				
<b>Tort:</b>				
Damages/torts .....	X	9,803	X	X
<b>Contract:</b>				
Contracts/debts .....	X	2,486	X	X
<b>Real property rights:</b>				
Real estate matters .....	X	711	X	X
<b>Domestic relations:</b>				
<b>Marriage dissolution:</b>				
Divorce .....	X	19,624	X	X
Petitions modifications .....	X	2,999	X	X
Total .....	X	22,623	X	X
<b>Support/custody:</b>				
Reciprocal support .....	X	4,090	X	X
Adoption .....	X	744	X	X
Other domestic relations .....	X	376	X	X
Total .....	X	27,833	X	X
<b>Estate:</b>				
<b>Guardianship/conservatorship/trusteeship:</b>				
Trusts .....	X	13	X	X
<b>Other estate:</b>				
Probate/conservatorship/guardianship .....	X	91	X	X
Total .....	X	104	X	X
<b>Mental health</b> .....	X	376	X	X
<b>Appeal:</b>				
<b>Appeal of administrative agency case:</b>				
Appeal from administrative hearing .....	X	115	X	X
Tax matter .....	X	10	X	X
Workmen's compensation .....	X	2,996	X	X
Total .....	X	3,121	X	X
<b>Appeal of trial court case:</b>				
Appeal from lower court .....	X	5,256	X	X
Total .....	X	8,377	X	X
<b>Extraordinary writ:</b>				
Special remedy .....	X	253	X	X
<b>Other civil:</b>				
Contempt proceeding .....	X	648	X	X
Other non-domestic relations .....	X	567	X	X
Total .....	X	1,215	X	X
<b>Total civil</b> .....	49,763 <sup>l</sup>	51,158	46,616	54,305 <sup>h</sup>
<b>Criminal<sup>d</sup>:</b>				
<b>Felony/Misdemeanor:</b>				
Acts against persons .....	X	3,738	X	X
Acts against property .....	X	16,111	X	X
Acts against public .....	X	7,476	X	X
Total .....	X	27,325	X	X
<b>Total criminal</b> .....	X	27,325	X	X
<b>Traffic:</b>				
<b>DWI/DUI:</b>				
DWI .....	X	3,398	X	X
<b>Total traffic</b> .....	X	3,398	X	X
<b>Grand total</b> .....	72,209 <sup>l</sup>	81,881	74,935	79,155 <sup>h</sup>

Civil dispositions

Judgment after trial .....	5,261
Default judgment .....	791
Settled .....	6,768
Dismissed .....	13,876
Divorce decree .....	14,078
Adoption decree .....	610
Termination in probate .....	58
Ruling of petition .....	2,996
Summary judgment .....	381
Transfer to another court .....	595
Special remedy relief .....	81
Cite for contempt .....	465
Other .....	656

Criminal dispositions<sup>m</sup>

Convicted after trial .....	2,799
Acquitted .....	821
Guilty plea .....	16,646
Dismissed .....	2,578
Nolle prosequi .....	2,059
Remanded--general sessions .....	202
Special remedy relief .....	588
Transfer to another court .....	52
Unapprehended defendant .....	635
Other .....	1,939

Boldface headings indicate the classifications used by the CSIM project.  
 X = The data for this case type are known to be included in the total but were not available by category.

<sup>d</sup>Case definition or unit of count:  
 A civil case is counted with the filing of a petition or complaint.  
 The criminal case unit of count is the number of informations or indictments.  
 A jury trial is counted when the jury is sworn.

<sup>h</sup>Figure was computed:  
 End pending figure was computed from filed, disposed, and beginning pending data.

<sup>l</sup>Special source or revision in the data:  
 Beginning pending data were obtained from the 1978 end pending data.

<sup>m</sup>Information on disposition type or trial data:  
 Criminal dispositions includes traffic dispositions.

Source: Executive Secretary, Supreme Court of Tennessee, 1979 Annual Report (Nashville, Tennessee). Statistics are from the annual report except that totals have been computed where necessary.

TENNESSEE LAW AND EQUITY COURT  
Court of general jurisdiction  
4 courts, 4<sup>c</sup> judges  
January 1, 1979 to December 31, 1979

	Beginning pending	Filed	Disposed	End pending
<b>Civil:</b>				
<b>Tort:</b>				
Damages/torts .....	X	311	X	X
<b>Contract:</b>				
Contracts/debts .....	X	313	X	X
<b>Real property rights:</b>				
Real estate matters .....	X	110	X	X
<b>Domestic relations:</b>				
<b>Marriage dissolution:</b>				
Divorce .....	X	1,964	X	X
Petitions .....	X	172	X	X
Total .....	X	2,136	X	X
<b>Support/custody:</b>				
Reciprocal support .....	X	382	X	X
Adoption .....	X	139	X	X
Other domestic relations .....	X	20	X	X
Total .....	X	2,677	X	X
<b>Estate:</b>				
<b>Probate/wills/intestate:</b>				
Probate .....	X	169	X	X
<b>Guardianship/conservatorship/trusteeship:</b>				
Trusts .....	X	9	X	X
Total .....	X	178	X	X
Mental health .....	X	46	X	X
<b>Appeal:</b>				
<b>Appeal of administrative agency case:</b>				
Workmen's compensation .....	X	193	X	X
Appeal from administrative hearing .....	X	2	X	X
Tax matter .....	X	10	X	X
Total .....	X	205	X	X
<b>Appeal of trial court case:</b>				
Appeal from lower court .....	X	131	X	X
Total .....	X	336	X	X
<b>Extraordinary writ:</b>				
Special remedy .....	X	14	X	X
<b>Other civil:</b>				
Contempt .....	X	154	X	X
Other non-domestic relations .....	X	61	X	X
Total .....	X	215	X	X
<b>Total civil</b> .....	<b>3,789<sup>f</sup></b>	<b>4,200</b>	<b>3,613</b>	<b>4,9509</b>
<b>Grand total</b> .....	<b>3,789<sup>f</sup></b>	<b>4,200</b>	<b>3,613</b>	<b>4,9509</b>

**Civil dispositions**

Judgment after trial .....	303
Default judgment .....	72
Settled .....	254
Dismissed .....	914
Divorce decree .....	1,357
Adoption decree .....	70
Termination of probate .....	113
Ruling on petition .....	153
Summary judgment .....	6
Transfer to another court .....	229
Special remedy relief .....	34
Cite for contempt .....	71
Other .....	37

Boldface headings indicate the classifications used by the CSIM project.  
X = The data for this case type are known to be included in the total but were not available by category.

**c**Judge information:

Fourteen additional chancellors/judges disposed of 10 percent of the total dispositions.

**d**Case definition or unit of count:

A civil case is counted with the filing of a petition or complaint.

A jury trial is counted when the jury is sworn.

<sup>f</sup>Beginning pending figure for the 1979 court year does not equal the end pending figure for the 1978 court year:

Figures are as given in the annual report.

<sup>g</sup>Change in pending does not equal the difference between filings and dispositions:

Figures are as given in the state's annual report.

Source: Executive Secretary, Supreme Court of Tennessee, 1979 Annual Report (Nashville, Tennessee). Statistics are from the annual report except that totals have been computed where necessary.

TENNESSEE CHANCERY COURT  
Court of general jurisdiction  
21 chancery divisions, 27<sup>c</sup> chancellors  
January 1, 1979 to December 31, 1979

	Beginning pending	Filed	Disposed	End pending
<b>Civil:</b>				
<b>Tort:</b>				
Damages/torts .....	X	531	X	X
<b>Contract:</b>				
Contracts/debts .....	X	4,447	X	X
<b>Real property rights:</b>				
Real estate matters .....	X	2,025	X	X
<b>Domestic relations:</b>				
<b>Marriage dissolution:</b>				
Divorce .....	X	15,446	X	X
Petitions modifications .....	X	2,638	X	X
Total .....	X	18,084	X	X
<b>Support/custody:</b>				
Reciprocal support .....	X	55	X	X
Adoption .....	X	1,450	X	X
Other domestic relations .....	X	160	X	X
Total .....	X	19,749	X	X
<b>Estate:</b>				
<b>Probate/wills/intestate:</b>				
Probate .....	X	1,361	X	X
<b>Guardianship/conservatorship/trusteeship:</b>				
Trusts .....	X	45	X	X
Total .....	X	1,406	X	X
Mental health .....	X	518	X	X
<b>Appeal:</b>				
<b>Appeal of administrative agency case:</b>				
Workmen's compensation .....	X	2,849	X	X
Appeal from administrative hearing .....	X	197	X	X
Tax matter .....	X	212	X	X
Total .....	X	3,258	X	X
<b>Appeal of trial court case:</b>				
Appeal from lower court .....	X	24	X	X
Total .....	X	3,282	X	X
<b>Extraordinary writ:</b>				
Special remedy .....	X	778	X	X
<b>Other civil:</b>				
Contempt .....	X	508	X	X
Other non-domestic relations .....	X	1,292	X	X
Total .....	X	1,800	X	X
<b>Total civil</b> .....	<b>29,828<sup>f</sup></b>	<b>34,536</b>	<b>33,295</b>	<b>35,4269</b>
<b>Grand total</b> .....	<b>29,828<sup>f</sup></b>	<b>34,536</b>	<b>33,295</b>	<b>35,4269</b>

**Civil dispositions**

Judgment after trial .....	3,456
Default judgment .....	771
Settled .....	2,859
Dismissed .....	8,774
Divorce decree .....	11,396
Adoption decree .....	1,227
Termination of probate .....	1,075
Ruling on petition .....	1,701
Summary judgment .....	180
Transfer to another court .....	90
Special remedy relief .....	223
Cite for contempt .....	552
Other .....	991

Boldface headings indicate the classifications used by the CSIM project.  
X = The data for this case type are known to be included in the total but were not available by category.

**c**Judge information:

Circuit judges hear chancery cases in the Special 11th and 17th Chancery Divisions. Chancery cases in Dyer and Gibson Counties are heard by the judge of the Law and Equity Court since there is no Chancery Court in either of these two counties. Five percent of the dispositions were handled by judges temporarily assigned to hear chancery cases.

**d**Case definition or unit of count:

A civil case is counted with the filing of a petition or complaint.

<sup>f</sup>Beginning pending figure for the 1979 court year does not equal the end pending figure for the 1978 court year:

Figures are as given in the annual report.

<sup>g</sup>Change in pending does not equal the difference between filings and dispositions:

Figures are as given in the state's annual report.

Source: Executive Secretary, Supreme Court of Tennessee, 1979 Annual Report (Nashville, Tennessee). Statistics are from the annual report except that totals have been computed where necessary.

**TENNESSEE GENERAL SESSIONS COURT<sup>1</sup>**  
 Court of limited jurisdiction  
 92 counties; 77 full-time and 38 part-time judges  
 January 1, 1979 to December 31, 1979

	Beginning pending	Filed	Disposed	End pending
<b>Civil<sup>d</sup>:</b>				
<b>Domestic relations:</b>				
<b>Marriage dissolution:</b>				
Divorce .....	N/A	2,680 <sup>i</sup>	X	N/A
Petitions modifications .....	N/A	70 <sup>i</sup>	X	N/A
Total .....	N/A	2,750 <sup>i</sup>	X	N/A
<b>Support/custody:</b>				
Reciprocal support .....	N/A	2 <sup>i</sup>	X	N/A
Other domestic relations .....	N/A	2 <sup>i</sup>	X	N/A
Total .....	N/A	2,754 <sup>i</sup>	2,618 <sup>i</sup>	N/A
<b>Total civil .....</b>	<b>N/A</b>	<b>2,754<sup>i</sup></b>	<b>2,618<sup>i</sup></b>	<b>N/A</b>
<b>Grand total .....</b>	<b>N/A</b>	<b>2,754<sup>i</sup></b>	<b>2,618<sup>i</sup></b>	<b>N/A</b>

**Civil dispositions<sup>1</sup>**

Dismissal .....	414
Divorce decree .....	1,968
Ruling on petition .....	154
Transferred .....	12
Cite for contempt .....	22
Other .....	48

Boldface headings indicate the classifications used by the CSIM project.  
 N/A = This case type is handled by the court, but data are unavailable.  
 X = The data for this case type are included in the total but were not available by category.

<sup>d</sup>Case definition or unit of count:  
 A civil case is counted with the filing of a petition or complaint.

<sup>i</sup>Data are not complete:  
 Data were reported for only 16 out of a possible 95 counties.

Source: Executive Secretary, Supreme Court of Tennessee, 1979 Annual Report (Nashville, Tennessee). Statistics are from the annual report except that totals have been computed where necessary.

**TENNESSEE PROBATE COURT**  
 Court of limited jurisdiction  
 7 courts: 2 judges, 1 county judge, and 5 general sessions judges serve  
 January 1, 1979 to December 31, 1979  
 There were no data available for cases handled in the Probate Court for 1979.

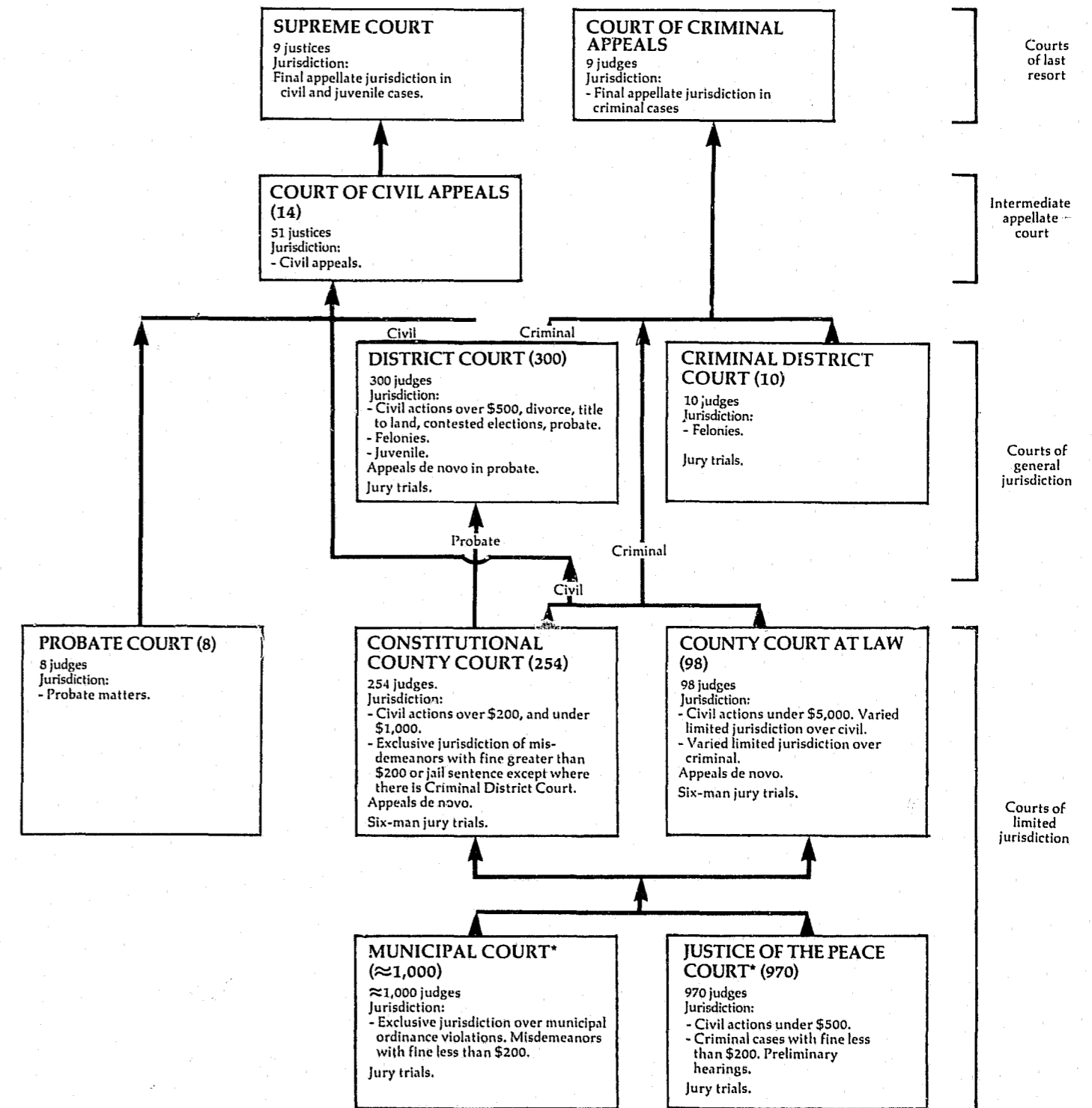
**TENNESSEE COUNTY COURT**  
 Court of limited jurisdiction  
 95 counties: 81 judges, and 20 county chairmen serve  
 January 1, 1979 to December 31, 1979  
 There were no data available for cases handled in the County Court for 1979.

**TENNESSEE JUVENILE COURT**  
 Court of limited jurisdiction  
 14 courts: 15 juvenile judges, 23 general session judges, 1 law and equity judge, 2 county judges, and 8 county executives serve  
 January 1, 1979 to December 31, 1979  
 There were no data available for cases handled in the Juvenile Court for 1979.

**TENNESSEE JUSTICE OF THE PEACE COURT**  
 Court of limited jurisdiction  
 2 courts, 2 justices of the peace  
 January 1, 1979 to December 31, 1979  
 There were no data available for cases handled by the Justice of the Peace Court in 1979.

**TENNESSEE MUNICIPAL COURT**  
 Court of limited jurisdiction  
 300 courts, 192 judges  
 January 1, 1979 to December 31, 1979  
 There were no data available for cases handled in the Municipal Court for 1979.

**TEXAS COURT SYSTEM, 1979**



↑ Indicates route of appeal.

\*Some Municipal and Justice of the Peace Courts may appeal to the District Court.

**CONTINUED**

**5 OF 6**

TEXAS SUPREME COURT<sup>a</sup>  
Court of last resort  
9 Justices  
January 1, 1979 to December 31, 1979

	Beginning pending	Filed	Disposed	End pending
<b>Cases:</b>				
<b>Appeals:</b>				
Civil .....	30 <sup>h</sup>	24 (85) <sup>e</sup>	84	559 <sup>h</sup>
Total appeals .....	30 <sup>h</sup>	24 (85) <sup>e</sup>	84	559 <sup>h</sup>
<b>Other cases:</b>				
<b>Original proceedings:</b>				
<b>Original jurisdiction:</b>				
Habeas corpus .....	2 <sup>l</sup>	( 4) <sup>e</sup>	4	09 <sup>l</sup>
Mandamus .....	0	( 8) <sup>e</sup>	8	0
Prohibition .....	0	( 0) <sup>e</sup>	0	0
Injunction .....	0	6	6	0
Total .....	2 <sup>l</sup>	6 (12) <sup>e</sup>	18	09 <sup>l</sup>
<b>Disciplinary:</b>				
Judicial suspension proceeding .....	0 <sup>l</sup>	1	1	0 <sup>l</sup>
Total .....	0 <sup>l</sup>	7 (12) <sup>e</sup>	19	0 <sup>l</sup>
<b>Requests to appeal:</b>				
<b>Motions for leave to file petitions for writ of:</b>				
Mandamus (civil) .....	5	137	126 ( 8) <sup>e</sup>	8
Mandamus (criminal) .....	4	7	9 ( 0) <sup>e</sup>	2
Habeas corpus .....	2	14	12 ( 4) <sup>e</sup>	0
Prohibition .....	0	3	2 ( 0) <sup>e</sup>	1
Total .....	11	161	149 (12) <sup>e</sup>	11
Applications for writs of error .....	141	822	642 (134) <sup>e</sup>	187
Total .....	152	983	791 (146) <sup>e</sup>	198
Total other cases .....	154	990 (12) <sup>e</sup>	810 (146) <sup>e</sup>	1989

Total cases .....	184	1,014 (97) <sup>e</sup>	894 (146) <sup>e</sup>	1989
<b>Other proceedings:</b>				
Rehearing requests <sup>j</sup> .....	24	357	340 <sup>k</sup>	41
<b>Other matters:</b>				
Miscellaneous motions .....	--	166	166	--
Total other proceedings .....	24	523	506	41

Manner of disposition	Disposition of cases	Civil appeals	Original jurisdiction
Written opinion .....	93 <sup>m</sup>		
Per curiam .....	20		
	Affirmed Court of Civil Appeals .....	15.5	--
	Affirmed judgment of trial court .....	3	--
	Reversed judgment of trial court .....	2	--
	Reversed Court of Civil Appeals, affirmed trial court ..	24	--
	Reversed and remanded to Court of Civil Appeals .....	4	--
	Reversed and remanded to trial court .....	14.5	--
	Reversed and rendered .....	11	--
	Dismissed as moot .....	1	0
	Writs granted .....	--	18
	Relator discharged (withdrawn by petitioner) .....	--	2
	Relator remanded .....	--	2

Status of pending caseload (12/31/79)

Set for submission .....	22
Under submission .....	33

Boldface headings indicate the classifications used by the CSIM project.  
X = The data for this case type are known to be included in the total but were not available by category.  
-- = Not applicable.

<sup>a</sup>Court jurisdiction:  
The Supreme Court is the court of last resort for civil cases only.

<sup>e</sup>Cases not included in the total to avoid double counting:  
Motions for leave to file petitions for writs of mandamus, habeas corpus, or prohibition, and applications for writs of error when granted are not counted as disposed cases until the associated original jurisdiction cases or appeals are disposed. Similarly, a filing is not counted for the resulting original jurisdiction case or appeal. These granted petitions and applications are the numbers appearing in parentheses.

<sup>g</sup>Change in pending does not equal the difference between filings and dispositions.  
Figures are as given in the annual report or as calculated from data given in the annual report or supplied by the clerk of the court.

Source: Texas Judicial Council, 51st Annual Report 1979 (Austin, Texas: May, 1980). Statistics are from the annual report except that totals have been computed where necessary, and additional information was supplied by the clerk of the court during data verification.

<sup>j</sup>Explanation of data included in the category:  
Rehearing requests include motions for rehearing of causes, motions for rehearing of applications for writs of error, and motions for rehearing of motions for leave to file petition.

<sup>k</sup>Additional information:  
Of the 340 motions for rehearing disposed, 11 were granted.  
<sup>l</sup>Special source or revision in the data:  
The numbers of original proceedings cases pending were supplied by the clerk of the court.

<sup>m</sup>Information on disposition type or trial data:  
The court also filed 16 dissenting opinions and 4 concurring opinions.

<sup>h</sup>Figure was computed:  
Pending figures for civil appeals were calculated by subtracting the number of all other cases pending from the total number of cases pending given in the annual report.

TEXAS COURT OF CRIMINAL APPEALS<sup>a</sup>  
Court of last resort  
9 Judges  
January 1, 1979 to December 31, 1979

	Beginning pending	Filed	Disposed	End pending
<b>Cases:</b>				
<b>Appeals:</b>				
<b>Criminal:</b>				
Criminal .....	X	3,021	X	X
Reinstated criminal .....	X	87	X	X
Applications for writ of habeas corpus, etc., granted .....	X	(145) <sup>e</sup>	X	X
Total appeals .....	2,507	3,108 (145) <sup>e</sup>	2,522	3,238
<b>Other cases:</b>				
<b>Requests to appeal:</b>				
Habeas corpus and mandamus .....	91 <sup>f</sup>	1,737	1,635 (145) <sup>e</sup>	48 <sup>h</sup>
Total other cases .....	91 <sup>f</sup>	1,737	1,635 (145) <sup>e</sup>	48 <sup>h</sup>
Total cases .....	2,598 <sup>f</sup>	4,845 (145) <sup>e</sup>	4,157 (145) <sup>e</sup>	3,286
<b>Other proceedings:</b>				
Rehearing requests .....	0	603	603	0
Total other proceedings .....	0	603	603	0

Manner of disposition

Disposition of cases

	Appeals	Other cases	Other proceedings	Total	Appeals	Requests to appeal
Signed opinion .....	589 <sup>m</sup>	--	--	589	1,812	--
Per curiam .....	1,935	--	--	1,935	40	7
With written order .....	11	X	X	181	152	--
					164	--
					4	--
					12	--
					75	--
					57	--
					0	--
					170	123
					0	0
					--	11
					36	1,596
					--	48
					--	32

Status of pending appeals (12/31/79)

Under submission on rehearing .....	60
Under original submission .....	468
Unsubmitted .....	2,578
Pending on motion for rehearing .....	4
On appeal to U.S. Supreme Court .....	7
Waiting to become final or for motion for leave to file motion for rehearing .....	76
On motion for leave to file motion rehearing .....	45

Blank space = Not enough information is known. The case category may or may not be handled by the court.  
X = The data for this case type are known to be included in the total but were not available by category.  
-- = Not applicable.

<sup>a</sup>Court jurisdiction:  
The Court of Criminal Appeals is the court of last resort for criminal cases only. It has no original jurisdiction.

<sup>e</sup>Cases not included in the total to avoid double counting:  
Applications for writ of habeas corpus, etc., when granted, are not counted as disposed until the associated habeas corpus appeal is disposed; a new filing is not counted for the resulting appeal. The applications granted are the figures appearing in parentheses.  
<sup>f</sup>Beginning pending figure for the 1979 court year does not equal the end pending figure for the 1978 court year:  
Figures are as given in the annual report.

<sup>h</sup>Figure was computed:  
End pending figure was computed from filing, disposition, and beginning pending data. There were 91 of the 227 habeas corpus petitions under consideration at year end.

<sup>m</sup>Information on disposition type or trial data:  
The court also filed 118 dissenting opinions, 41 concurring opinions, and 3 opinions dissenting in part, concurring in part.

Source: Texas Judicial Council, 51st Annual Report 1979 (Austin, Texas: May, 1980). Statistics are from the annual report except that totals have been computed where necessary.

TEXAS COURTS OF CIVIL APPEALS<sup>a</sup>  
Intermediate appellate court  
14 divisions, 51 justices  
January 1, 1979 to December 31, 1979

	Beginning pending	Filed	Disposed	End pending
<b>Cases:</b>				
<b>Appeals:</b>				
Civil .....	1,304	2,445	2,270 <sup>k</sup>	1,479
Total appeals .....	1,304	2,445	2,270 <sup>k</sup>	1,479
<b>Other cases:</b>				
Original proceedings .....				
Requests to appeal .....				
Total other cases .....				
<b>Total cases .....</b>	<b>1,304</b>	<b>2,445</b>	<b>2,270<sup>k</sup></b>	<b>1,479</b>

Manner of disposition

Written opinion ..... 1,917<sup>m</sup>  
Per curiam ..... 123

Time interval data (average months)

Filing to disposition ..... 6.5  
Submission to disposition ..... 2.3

Age of pending caseload

Under 5 months ..... 1,075  
6+ to 12 months ..... 362  
Over 12 months ..... 42

Disposition of appeals

	Civil
Affirmed .....	973
Reversed and rendered .....	145
Affirmed in part, reversed in part and rendered ..	34
Affirmed in part, reversed in part and remanded ..	56
Reversed and remanded .....	342
Modified and/or reformed and affirmed .....	73
Dismissed with opinion .....	176
Dismissed without opinion .....	249
Otherwise disposed with opinion .....	157
Otherwise disposed without opinion .....	95

Boldface headings indicate the classifications used by the CSIM project.  
Blank space = Not enough information is known. The case may or may not be handled by the court.

<sup>a</sup>Court jurisdiction:

The Courts of Civil Appeals have civil jurisdiction only.

<sup>k</sup>Additional information:

During 1979, 29 cases were granted a rehearing after disposition. These cases were subtracted from the total number disposed and were not added to the number filed to avoid double counting of cases.

<sup>m</sup>Information on disposition type or trial data:

The 1,917 majority opinions included 1,679 in cases on the merits, 55.5 refusing rehearing, 24.5 granting rehearing, 107 dismissing appeals, and 60 other opinions. In addition, the court filed 11 concurring, and 29 dissenting opinions.

Source: Texas Judicial Council, 51st Annual Report 1979 (Austin, Texas: May, 1980). Statistics are from the annual report except that totals have been computed where necessary.

TEXAS DISTRICT COURT AND CRIMINAL DISTRICT COURT  
Court of general jurisdiction  
300 courts, 300 judges; 10 courts, 10 judges  
January 1, 1979 to December 31, 1979

	Beginning pending	Filed <sup>j</sup>	Disposed	End pending
<b>Civil<sup>d</sup>:</b>				
<b>Tort:</b>				
Auto tort:				
Personal injury .....	31,052 <sup>f</sup>	16,926	15,535	32,444 <sup>g</sup>
<b>Domestic relations:</b>				
Marriage dissolution:				
Divorce .....	84,361 <sup>f</sup>	136,387	133,801	86,947
Annulment .....	813 <sup>f</sup>	1,636	1,569	880
Total .....	85,174 <sup>f</sup>	138,023	135,370	87,827
Other domestic relations:				
Nonadversary <sup>j</sup> .....	12,250 <sup>f</sup>	22,562	20,870	13,942
Total .....	97,424 <sup>f</sup>	160,585	156,240	101,769
<b>Appeal:</b>				
Appeal of administrative agency case:				
Workmen's compensation .....	10,113 <sup>f</sup>	8,066	7,275	10,904
Tax .....	60,544 <sup>f</sup>	20,642	19,676	61,510
Total .....	70,657 <sup>f</sup>	28,708	26,950	72,414 <sup>g</sup>
Extraordinary writ:				
Habeas corpus .....	1,027 <sup>f</sup>	4,926	4,814	1,139
Other civil .....	136,450 <sup>f</sup>	100,839	85,527	151,762
<b>Total civil .....</b>	<b>336,610</b>	<b>311,984</b>	<b>289,066</b>	<b>359,528</b>
<b>Criminal<sup>d</sup>:</b>				
Felony:				
Criminal categories .....	48,627 <sup>f</sup>	77,461	75,231	50,857
Misdemeanor .....	7,602 <sup>f</sup>	7,950	9,886	5,666
Postconviction remedy:				
Postconviction habeas corpus .....	612	1,985	1,981	616
Other criminal:				
Contempt, extradition .....	657 <sup>f</sup>	1,112	1,088	681
Bond forfeitures .....	5,567 <sup>f</sup>	3,968	3,052	6,483
Total .....	6,224 <sup>f</sup>	5,080	4,140	7,164
<b>Total criminal .....</b>	<b>63,065<sup>f</sup></b>	<b>92,476</b>	<b>91,238</b>	<b>64,303</b>
<b>Juvenile:</b>				
Criminal-type offense:				
Delinquency .....	X	8,624	X	X
Status offense:				
Child in need of supervision .....	X	1,156	X	X
Other juvenile .....	X	1,605	X	X
<b>Total juvenile .....</b>	<b>4,604<sup>f</sup></b>	<b>11,385</b>	<b>11,283</b>	<b>4,706</b>
<b>Grand total .....</b>	<b>404,279<sup>f</sup></b>	<b>415,845</b>	<b>391,587</b>	<b>428,537</b>

Trial<sup>d</sup>

	Jury	Non-jury	Directed verdict <sup>m</sup>	Total
<b>Civil:</b>				
Tort .....	648	1,363	12	2,023
<b>Domestic relations:</b>				
Marriage dissolution ...	125	102,656	3	102,784
Other .....	20	16,104	11	16,135
Total .....	145	118,760	14	118,919
<b>Appeal:</b>				
Agency .....	486	4,043	13	4,542
Other civil .....	1,447	20,251	133	21,831
Total .....	2,726 <sup>i</sup>	144,417 <sup>i</sup>	172 <sup>i</sup>	147,315 <sup>i</sup>
<b>Criminal:</b>				
Felony .....	2,902	993	72	3,967
Misdemeanor .....	7	97	0	104
Total .....	2,909	1,090	72	4,071
Juvenile .....	159	6,648	27	6,834
<b>Grand total .....</b>	<b>5,794</b>	<b>152,155</b>	<b>271</b>	<b>158,220</b>

Civil dispositions<sup>i</sup>

	Auto tort	Marriage dissolution	Other	Appeal Agency	Other civil	Total
Default judgment .....	474	--	86	3,878	9,760	14,198
Agreed judgment .....	4,538	--	684	4,634	10,632	20,488
Complete summary judgment .....	88	--	136	98	1,866	2,178
Dismissed for want of prosecution .....	2,849	23,177	1,449	4,365	15,693	47,533
Dismissed by plaintiff	4,331	8,625	1,303	8,704	18,710	41,673
Removed to federal court .....	21	6	4	10	288	329
Transferred--plea/privilege .....	184	140	234	68	1,604	2,230
Other .....	1,027	638	839	661	5,143	8,308

(continued on next page)



Criminal dispositions			
	Felony	Misdemeanor	Total
<b>Jury trial:</b>			
Conviction .....	2,396	6	2,402
Acquittal .....	506	1	507
<b>Directed verdict<sup>m</sup>:</b>			
Acquittal .....	72	0	72
<b>Non-jury trial:</b>			
Conviction .....	728	96	824
Acquittal .....	265	1	266
Guilty plea .....	45,782	3,404	49,186
Dismissal, insufficient evidence .....	4,225	1,149	5,374
Other dismissals .....	20,557	4,468	25,025
Transfers .....	700	761	1,461

Boldface headings indicate the classifications used by the CSIM project.  
 X = The data for this case type are known to be included in the total but were not available by category.  
 -- = Not applicable.

<sup>d</sup>Case definition or unit of count:  
 A civil case is counted with the filing of a petition or complaint.  
 The criminal case unit of count is the number of defendants on the information or indictment.  
 A jury trial is counted when the jury is sworn.  
 A non-jury trial is counted at the point when an opening statement or the introduction of any evidence occurs. Guilty pleas in criminal cases after the start of a non-jury trial are not counted as trials.

<sup>f</sup>Beginning pending figure for the 1979 court year does not equal the end pending figure for the 1978 court year:  
 Figures are as given in the annual report.

<sup>g</sup>Change in pending does not equal the difference between filings and dispositions:  
 Figures are as given in the annual report.

<sup>i</sup>Data are not complete:  
 Disposition and trial data for the civil category do not include dispositions and trials of extraordinary writs.

<sup>j</sup>Explanation of data included in the category:  
 Filings include new cases filed and other cases reaching docket.  
 Domestic relations "nonadversary" category includes adoptions, change of name, occupational drivers' licenses, dependent and neglected children decisions, and removal of disability of minority.

<sup>m</sup>Information on disposition type or trial data:  
 Directed verdict cases are counted as jury trials on the tables in Part I of this report.

Source: Texas Judicial Council, 51st Annual Report 1979 (Austin, Texas: May, 1980). Statistics are from the annual report except that totals have been computed where necessary.

TEXAS COUNTY COURT AT LAW, CONSTITUTIONAL COUNTY COURT, AND PROBATE COURT<sup>b</sup>  
 Court of limited jurisdiction  
 98 courts, 98 judges; 254 courts, 254 judges; 8 courts, 8 judges  
 January 1, 1979 to December 31, 1979

	Beginning pending	Filed	Disposed	End pending
<b>Civil:</b>				
<b>Law:</b>				
Other civil <sup>j</sup> .....	53,824 <sup>f</sup>	43,531	53,487	43,868
<b>Tort:</b>				
<b>Auto tort:</b>				
Auto damage .....	15,392 <sup>f</sup>	9,853	10,137	15,108
<b>Contract:</b>				
Suit on debt .....	45,368 <sup>f</sup>	28,319	27,710	45,977
<b>Real property rights:</b>				
Condemnation .....	1,641 <sup>f</sup>	546	470	1,717
<b>Estate:</b>				
<b>Probate/wills/intestate:</b>				
Probate .....	N/A	62,787	N/A	N/A
Total civil .....	116,225 <sup>fi</sup>	145,036	91,804 <sup>i</sup>	106,670 <sup>i</sup>
<b>Criminal<sup>d</sup>:</b>				
<b>Misdemeanor:</b>				
Northless checks .....	64,729 <sup>f</sup>	35,989	34,935	65,879 <sup>g</sup>
Marijuana .....	12,474 <sup>f</sup>	19,499	20,189	11,790 <sup>g</sup>
Other criminal .....	106,423 <sup>f</sup>	87,668	154,977	120,369 <sup>g</sup>
Total <sup>j</sup> .....	183,626 <sup>fj</sup>	143,156	210,101 <sup>j</sup>	198,038 <sup>g</sup>
Appeal .....	(j)	81,357	(j)	(j)
Total criminal .....	183,626 <sup>f</sup>	224,513	210,101	198,038
<b>Traffic:</b>				
<b>DWI/DUI:</b>				
Driving while intoxicated .....	46,868 <sup>f</sup>	86,158	85,509	47,517
Total traffic .....	46,868 <sup>f</sup>	86,158	85,509	47,517
<b>Juvenile:</b>				
<b>Criminal-type offense:</b>				
Delinquency .....	X	1,183	X	X
<b>Status offense:</b>				
Child in need of supervision .....	X	270	X	X
Total juvenile .....	1,547 <sup>f</sup>	1,453	1,436	1,564
Grand total .....	348,266 <sup>fi</sup>	457,160	388,850 <sup>i</sup>	353,789 <sup>gi</sup>

Trial<sup>d</sup>

	Jury	Non-jury	Total
<b>Civil:</b>			
Law .....	821	2,934	3,755
<b>Tort:</b>			
Auto tort .....	193	517	710
Contract .....	66	1,173	1,239
Real property rights .....	12	15	27
Total .....	1,092	4,639	5,731
Criminal .....	1,266	2,064	3,330
<b>Traffic:</b>			
DWI/DUI .....	911	550	1,461
Grand total .....	3,269	7,253	10,522

Civil dispositions

	Law	Auto tort	Contract	Real property rights	Total
Default or agreed judgments ...	20,182	3,699	15,637	307	39,825
Dismissed .....	27,335	4,920	9,816	85	42,156
Other .....	2,215	808	1,018	51	4,092

Traffic dispositions

<b>Jury trial:</b>	
Conviction .....	491
Acquittal .....	420
<b>Non-jury trial:</b>	
Conviction .....	392
Acquittal .....	158
Pleas of guilty/nolo contendere .....	67,462
Dismissed .....	14,073
Other .....	2,513

Criminal dispositions

<b>Jury trial:</b>	
Conviction .....	701
Acquittal .....	565
<b>Non-jury trial:</b>	
Conviction .....	1,140
Acquittal .....	924
Pleas of guilty/nolo contendere .....	77,379
Dismissed .....	96,584
Other .....	32,808

(continued on next page)

Boldface headings indicate the classifications used by the CSIM project.  
 N/A = This case type is handled by the court, but the data are unavailable.  
 X = The data for this case type are known to be included in the total but were not available by category.

<sup>b</sup>Particular court or reporting system information:  
 In the calendar year 1978, clerks in all counties reported data for all 12 months, a reporting rate of 100 percent.

<sup>d</sup>Case definition or unit of count:  
 A civil case is counted with the filing of a petition.  
 The criminal case unit of count is the number of defendants on the information or complaint.  
 A trial is counted if tried to verdict or decision.

<sup>f</sup>Beginning pending figure for the 1978 court year does not equal the end pending figure for the 1977 court year:  
 The number of cases pending is adjusted by computer to reflect transfers and other year-end input.

<sup>g</sup>Change in pending does not equal the difference between filings and dispositions:  
 Criminal appeals pending and disposed figures are reported in the misdemeanor categories. Criminal appeals filed are reported separately.  
 As a result, neither misdemeanor or criminal appeals figures balance.

<sup>i</sup>Data are not complete:  
 Total civil and grand total disposition and pending figures do not include estate cases. Filings are for all categories.

<sup>j</sup>Explanation of data included in the category:  
 "Other civil" includes all of Harris County (Houston) activity which was not reported in the four detailed civil categories.  
 Misdemeanor totals include appeal dispositions and pending cases. Appeal filings are separated from the misdemeanor cases.

Source: Texas Judicial Council, 51st Annual Report 1979 (Austin, Texas: May 1980). Statistics are from the annual report except that totals have been computed where necessary.

**TEXAS MUNICIPAL COURT<sup>1</sup>**  
 Court of limited jurisdiction  
 1,000<sup>b</sup> courts, 1,000 judges  
 January 1, 1979 to December 31, 1979

	Beginning pending	Filed	Disposed	End pending
<b>Criminal<sup>d</sup>:</b>				
<b>Misdemeanor:</b>				
Non-traffic .....	N/A	394,207	312,608	N/A
<b>Total criminal .....</b>	N/A	394,207	312,608	N/A
<b>Traffic:</b>				
Parking .....	N/A	2,689,782	1,414,590	N/A
Other traffic violation .....	N/A	2,460,034	2,320,841	N/A
<b>Total traffic .....</b>	N/A	5,149,816	3,735,431	N/A
<b>Grand total .....</b>	N/A	5,544,023	4,048,039	N/A

	Trial <sup>d</sup>			Criminal dispositions		Traffic dispositions <sup>m</sup>	
	Jury	Non-jury	Total	Jury trial:	Non-jury trial:	Jury trial:	Non-jury trial:
<b>Criminal</b> .....	728	77,594	78,322	Conviction .....	488	Conviction .....	1,325
<b>Traffic<sup>m</sup> (other traffic violation)</b> .....	1,990	355,825	357,815	Acquittal .....	340	Acquittal .....	665
<b>Total</b> .....	2,718	433,419	436,137	Non-jury trial:	70,095	Conviction .....	292,798
				Conviction .....	7,499	Acquittal .....	63,027
				Dismissed .....	40,052	Dismissed .....	312,417
				Bond forfeitures .....	76,184	Bond forfeitures .....	174,328
				Payments of fine .....	117,950	Payments of fine .....	1,476,281

Boldface headings indicate the classifications used by the CSIM project.  
 N/A = This case type is handled by the court, but the data are unavailable.

<sup>b</sup>Particular court or reporting system information:  
 Monthly reports were requested from the 214 cities with a 1970 population of over 5,000.

<sup>d</sup>Case definition or unit of count:  
 The criminal case unit of count is the number of defendants on the complaint.  
 A trial is counted if tried to verdict or decision.

<sup>i</sup>Data are not complete:  
 Data reported here represent 2,292 reports out of a possible 2,568, a reporting rate of 89 percent. Data includes only courts in cities with a 1970 population of 5,000 or greater. Data for the entire year were submitted by courts in 186 cities, incomplete data were submitted by courts in 14 cities, and the remaining 14 cities submitted no data for the 1978 court year.

<sup>m</sup>Information on disposition type or trial data:  
 Trial and disposition data for traffic cases include only other traffic violation cases.

Source: Texas Judicial Council, 51st Annual Report 1979 (Austin, Texas: May, 1980). Statistics are from the annual report except that totals have been computed where necessary.

**TEXAS JUSTICE OF THE PEACE COURT<sup>1</sup>**  
 Court of limited jurisdiction  
 970 courts, 970 judges  
 January 1, 1979 to December 31, 1979

	Beginning pending	Filed	Disposed	End pending
<b>Civil<sup>d</sup>:</b>				
<b>Law:</b>				
Civil suits .....	N/A	267,928 <sup>i</sup>	200,498 <sup>i</sup>	N/A
<b>Total civil .....</b>	N/A	267,928 <sup>i</sup>	200,498 <sup>i</sup>	N/A
<b>Criminal<sup>d</sup>:</b>				
<b>Misdemeanor:</b>				
Non-traffic .....	N/A	396,661 <sup>i</sup>	273,052 <sup>i</sup>	N/A
<b>Total criminal .....</b>	N/A	396,661 <sup>i</sup>	273,052 <sup>i</sup>	N/A
<b>Traffic:</b>				
<b>Total traffic .....</b>	N/A	1,171,450 <sup>i</sup>	1,043,390 <sup>i</sup>	N/A
<b>Grand total .....</b>	N/A	1,836,039 <sup>i</sup>	1,516,940 <sup>i</sup>	N/A

**Trial<sup>d</sup>**

	Jury	Non-jury	Total
<b>Civil</b> .....	735	65,499	66,234
<b>Criminal</b> .....	477	46,430	48,907
<b>Traffic</b> .....	1,443	139,760	141,203
<b>Total</b> .....	2,655	251,689	256,344

**Civil dispositions<sup>i</sup>**

	Law
Settlement .....	77,630
Dismissed .....	56,634

**Criminal dispositions<sup>i</sup>**

<b>Jury trial:</b>	
Conviction .....	278
Acquittal .....	199
<b>Non-jury trial:</b>	
Conviction .....	42,926
Acquittal .....	3,504
Dismissed .....	58,768
Bond forfeitures .....	4,087
Payments of fine .....	163,290

**Traffic dispositions<sup>i</sup>**

<b>Jury trial:</b>	
Conviction .....	1,179
Acquittal .....	264
<b>Non-jury trial:</b>	
Conviction .....	134,351
Acquittal .....	5,409
Dismissed .....	62,958
Bond forfeitures .....	16,541
Payments of fine .....	822,688

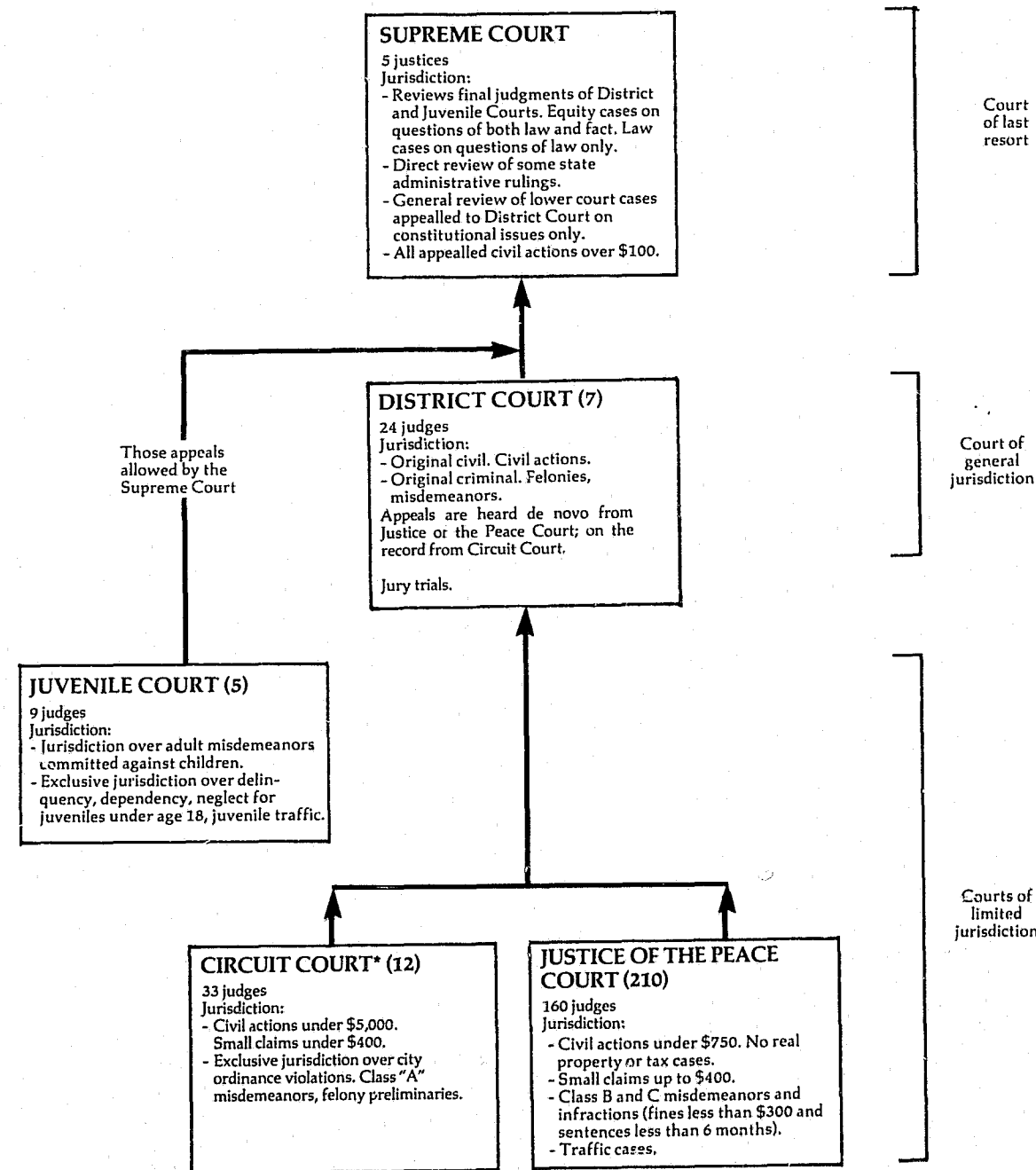
Boldface headings indicate the classifications used by the CSIM project.  
 N/A = This case type is handled by the court, but the data are unavailable.

<sup>d</sup>Case definition or unit of count:  
 A civil case is counted with the filing of a petition.  
 The criminal case unit of count is the number of defendants on the complaint.  
 A trial is counted if tried to verdict or decision.

<sup>i</sup>Data are not complete:  
 Data reported here represent 9,180 Justice of the Peace Court monthly reports out of a possible 11,640, a reporting rate of 79 percent.

Source: Texas Judicial Council, 51st Annual Report 1979 (Austin, Texas: May, 1980). Statistics are from the annual report except that totals have been computed where necessary.

UTAH COURT SYSTEM, 1979



↑ Indicates route of appeal.  
\*The City Court was replaced effective July 1, 1978 by the Circuit Court.

UTAH SUPREME COURT  
Court of last resort  
5 justices  
January 1, 1979 to December 31, 1979

	Beginning pending	Filed	Disposed	End pending
<b>Cases:</b>				
<b>Appeals:</b>				
Civil .....	N/A	377	X	N/A
Criminal .....	N/A	107	X	N/A
<b>Post conviction remedy:</b>				
Post conviction .....	N/A	16 <sup>1</sup>	X	N/A
<b>Appeals of administrative agency cases:</b>				
Administrative agencies .....	N/A	38 <sup>1</sup>	X	N/A
<b>Juvenile:</b>				
Juvenile courts .....	N/A	12 <sup>1</sup>	X	N/A
<b>Other appeals:</b>				
Interlocutory appeals .....	N/A	48 <sup>1</sup>	X	N/A
Total appeals .....	N/A	598	X	N/A
<b>Other cases:</b>				
<b>Original proceedings:</b>				
<b>Original jurisdiction:</b>				
Original writs .....	N/A	16 <sup>1</sup>	X	N/A
<b>Disciplinary matter:</b>				
Attorney discipline or application to bar .....	N/A	4 <sup>1</sup>	X	N/A
Total .....	N/A	20	X	N/A
Total other cases .....	N/A	20	X	N/A
Total cases .....	N/A	618	534	N/A
<b>Other proceedings:</b>				
<b>Other matters:</b>				
Law and motion .....	--	260	260	--
Total other proceedings .....	--	260	260	--
<b>Manner of disposition</b>				
Opinion .....		300		
Dismissal .....		234		

Boldface headings indicate the classifications used by the CSIM project.  
N/A = This case type is handled by the court, but the data are unavailable.  
X = The data for this case type are known to be included in the total but were not available by category.  
-- = Not applicable.

<sup>1</sup>Special source or revision in the data:  
Filing figures for cases other than civil and criminal appeals were supplied by the clerk of the court during data verification.

Source: Utah Judicial Council, Annual Report/Utah Courts July 1, 1980 to June 30, 1981 (Salt Lake City, Utah: 1981). Statistics are from the annual report except that totals have been computed where necessary, and additional figures were supplied by the clerk of the court during data verification.

UTAH DISTRICT COURT  
Court of general jurisdiction  
7 districts, 29 courts, 24 judges  
July 1, 1978 to June 30, 1979

	Beginning pending	Filed	Disposed	End pending
<b>Civil:</b>				
<b>Tort:</b>				
Personal injury .....	X	864	X	X
<b>Real property rights:</b>				
Eminent domain .....	X	81	X	X
<b>Domestic relations:</b>				
<b>Marriage dissolution:</b>				
Divorce .....	X	10,746	X	X
<b>Estate:</b>				
<b>Probate/wills/intestate:</b>				
Probate .....	3,496	3,464	2,650	4,311 <sup>g</sup>
Mental health .....	X	908	957	X
Appeal .....	X	229	93	X
<b>Extraordinary writ:</b>				
Writs <sup>j</sup> .....	X	338	X	X
<b>Other civil:</b>				
Complaints <sup>k</sup> .....	X	10,881	X	X
<b>Total civil</b> .....	26,299	27,511	23,181	30,736 <sup>g</sup>
<b>Criminal:</b>				
<b>Felony/misdemeanor:</b>				
Criminal categories .....	X	2,103	2,225	X
Appeal .....	X	293	270	X
<b>Total criminal</b> .....	1,028 <sup>f</sup>	2,396	2,495	935 <sup>g</sup>
<b>Grand total</b> .....	27,327 <sup>f</sup>	29,907	25,676	31,671 <sup>g</sup>

	Trial <sup>d</sup>			Civil dispositions <sup>m</sup>		Criminal dispositions <sup>m</sup>	
	Jury	Non-jury	Total				
Civil <sup>m</sup> ..	231	1,748	1,979	Clerk judgment .....	761	Pleas of guilty .....	1,431
Criminal <sup>m</sup> ..	279	146	425	Summary judgment .....	823	Dismissed .....	369
Total .....	510	1,894	2,404	Defaults .....	9,692		
				Dismissed .....	6,226		
				Other .....	3,700		

Boldface headings indicate the classifications used by the CSIM project.  
X = The data for this case type are known to be included in the total but were not available by category.

<sup>d</sup>Case definition or unit of count:

A civil case is counted with the filing of a petition or complaint.  
The criminal case unit of count is the number of informations, indictments, or complaints.  
A jury trial is counted when the jury is sworn.  
A non-jury trial is counted at the point when an opening statement or the introduction of any evidence occurs.

<sup>f</sup>Beginning pending figure for the 1979 court year does not equal the end pending figure for the 1978 court year:  
Figures are as given in the annual report.

<sup>g</sup>Change in pending does not equal the difference between filings and dispositions:  
Figures are as given in the annual report.

<sup>j</sup>Explanation of data included in the category:  
Complaints (other civil) include filings not set forth in other categories, e.g., Uniform Enforcement of Support Act.  
Writs contain such matters as writs of review, prohibition, coram nobis, and habeas corpus.

<sup>m</sup>Information on disposition type or trial data:  
Civil type of disposition and trial data are given for tort, real property rights, domestic relations, extraordinary writ, and other civil cases.  
Criminal type of disposition and trial data are given for felony/misdemeanor cases but not for appeals.

Source: Utah Judicial Council, Annual Report, Utah Courts July 1, 1978-June 30, 1979 (Salt Lake City, Utah: 1979). Statistics are from the annual report except that totals have been computed where necessary.

UTAH CIRCUIT COURT<sup>b1</sup>  
Court of limited jurisdiction  
12 circuits, 33 judges  
July 1, 1978 to June 30, 1979

	Beginning pending	Filed	Disposed	End pending
<b>Civil:</b>				
<b>Small claims</b> .....	N/A	15,251 <sup>i</sup>	X	N/A
<b>Other civil:</b>				
Complaints .....	N/A	22,874 <sup>i</sup>	X	N/A
New trials .....	N/A	130 <sup>i</sup>	X	N/A
<b>Total</b> .....	N/A	23,004 <sup>i</sup>	X	N/A
<b>Total civil</b> .....	N/A	38,255 <sup>i</sup>	30,611 <sup>i</sup>	N/A
<b>Criminal:</b>				
<b>Misdemeanor:</b>				
State <sup>j</sup> .....	N/A	10,778 <sup>ij</sup>	X	N/A
<b>Ordinance violation:</b>				
City .....	N/A	20,297 <sup>i</sup>	X	N/A
<b>Preliminary hearing:</b>				
Felony preliminary .....	N/A	(j)	X	N/A
<b>Other criminal:</b>				
New trials .....	N/A	111 <sup>i</sup>	X	N/A
<b>Total criminal</b> .....	N/A	31,186 <sup>i</sup>	25,197	N/A
<b>Traffic:</b>				
<b>Parking</b> .....	N/A	278,333 <sup>i</sup>	X	N/A
<b>Other traffic violation:</b>				
Moving .....	N/A	141,362 <sup>i</sup>	X	N/A
Nonmoving .....	N/A	41,106 <sup>i</sup>	X	N/A
<b>Total</b> .....	N/A	182,468 <sup>i</sup>	X	N/A
<b>Total traffic</b> .....	N/A	460,801 <sup>i</sup>	355,498 <sup>i</sup>	N/A
<b>Grand total</b> .....	N/A	530,242 <sup>i</sup>	411,306 <sup>i</sup>	N/A

	Trial <sup>d</sup>			Civil dispositions <sup>i</sup>		Traffic dispositions <sup>i</sup>	
	Jury	Non-jury	Total				
Civil .....	80	4,633	4,713	Dismissed .....	8,422	Guilty pleas .....	26,392
Criminal .....	350	3,525	3,875	Defaults .....	12,189	Bail forfeiture .....	313,009
Traffic .....	369	6,950	7,319	Summary judgments .....	1,059	Dismissed .....	8,661
Total .....	799	15,108	15,907	Clerk judgment .....	4,228		

Boldface headings indicate the classifications used by the CSIM project.  
N/A = This case type is handled by the court, but the data are unavailable.  
X = The data for this case type are known to be included in the total but were not available by category.

<sup>b</sup>Particular court or reporting system information:

The City Court was repealed effective July 1, 1978 and replaced by the Circuit Court.

<sup>d</sup>Case definition or unit of count:

A civil case is counted with the filing of a petition or complaint.  
The criminal case unit of count is the number of informations, indictments, or complaints.  
The traffic case unit of count is the number of citations issued, regardless of the number of violations contained in each citation.  
A jury trial is counted when the jury is sworn.  
A non-jury trial is counted at the point when an opening statement or the introduction of any evidence occurs.

<sup>i</sup>Data are not complete:

No data were reported for the court located in American Fork for any case categories except criminal dispositions.

<sup>j</sup>Explanation of data included in the category:

State case filings include felony preliminary hearings and state misdemeanors.

Source: Utah Judicial Council, Annual Report, Utah Courts July 1, 1978-June 30, 1979 (Salt Lake City, Utah: 1979). Statistics are from the annual report except that totals have been computed where necessary.

UTAH JUSTICE COURT<sup>1</sup>  
Courts of limited jurisdiction  
210 courts, 160 justices of the peace  
July 1, 1978 to June 30, 1979

	Beginning pending	Filed	Disposed	End pending
<b>Civil:</b>				
Small claims .....	N/A	2,308 <sup>1</sup>	N/A	N/A
Other civil .....	N/A	462 <sup>1</sup>	N/A	N/A
Total civil .....	N/A	2,770 <sup>1</sup>	N/A	N/A
<b>Criminal:</b>				
Misdemeanor .....	N/A	14,738 <sup>1</sup>	N/A	N/A
Preliminary hearing .....	N/A	364 <sup>1</sup>	N/A	N/A
Total criminal .....	N/A	15,102 <sup>1</sup>	N/A	N/A
<b>Traffic:</b>				
DWI/DUI .....	N/A	1,445 <sup>1</sup>	N/A	N/A
Parking .....	N/A	1,946 <sup>1</sup>	N/A	N/A
<b>Other traffic violation:</b>				
License violations .....	N/A	6,870 <sup>1</sup>	N/A	N/A
Speeding .....	N/A	72,995 <sup>1</sup>	N/A	N/A
Other Moving <sup>j</sup> .....	N/A	11,662 <sup>1</sup>	N/A	N/A
Other Non-moving <sup>j</sup> .....	N/A	34,061 <sup>1</sup>	N/A	N/A
Total .....	N/A	125,588 <sup>1</sup>	N/A	N/A
Total traffic .....	N/A	128,979 <sup>1</sup>	N/A	N/A
Grand total .....	N/A	146,851 <sup>1</sup>	N/A	N/A

Boldface headings indicate the classifications used by the CSIM project.  
N/A = This case type is handled by the court, but the data are unavailable.

<sup>1</sup>Case definition or unit of count: A civil case is counted with the filing of a complaint. The criminal case unit of count is the number of complaints filed. The traffic case unit of count is the number of violations contained within each citation. <sup>1</sup>Data are not complete: Monthly statistical reports were submitted by 154 of the 183 justices of the peace.

Source: Utah Judicial Council, Annual Report, Utah Courts July 1978-June 1979 (Salt Lake City, Utah: 1979). Statistics are from the annual report except that totals have been computed where necessary.

UTAH JUVENILE COURT  
Court of limited jurisdiction  
5-districts, 9 judges  
January 1, 1979 to December 31, 1979

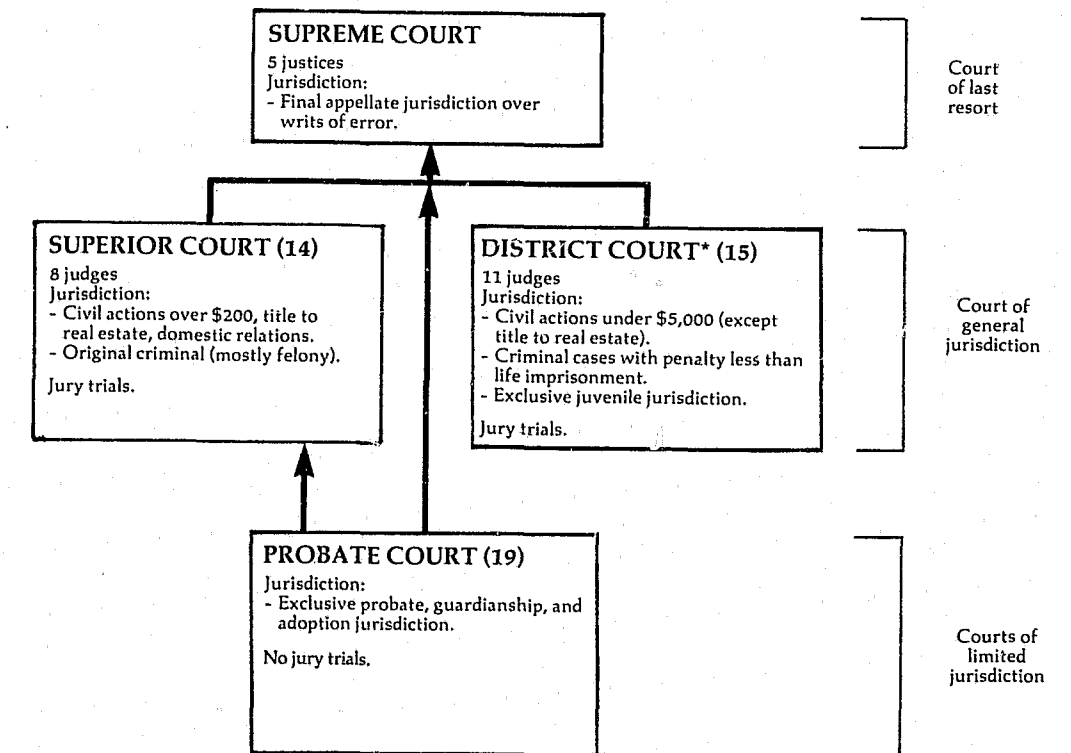
	Beginning pending	Filed <sup>j</sup>	Disposed	End pending
<b>Criminal:</b>				
<b>Misdemeanor:</b>				
Adult referrals .....	N/A	254	N/A	N/A
Total criminal .....	N/A	254	N/A	N/A
<b>Traffic:</b>				
<b>Other traffic violation:</b>				
Traffic--juvenile .....	N/A	13,396	N/A	N/A
Total traffic .....	N/A	13,396	N/A	N/A
<b>Juvenile:</b>				
<b>Criminal-type offense:</b>				
Criminal .....	N/A	17,149	N/A	N/A
Status offense .....	N/A	6,617	N/A	N/A
<b>Non-offense:</b>				
Dependency, neglect, abuse .....	N/A	1,750	N/A	N/A
Total juvenile .....	N/A	25,516	N/A	N/A
Grand total .....	N/A	39,166	N/A	N/A

Boldface headings indicate the classifications used by the CSIM project.  
N/A = This case type is handled by the court, but the data are unavailable.

<sup>j</sup>Case definition or unit of count: The criminal case unit of count is the number of informations, indictments, or complaints. <sup>j</sup>Explanation of data included in the category: Filed figures are the number of referrals.

Source: Administrative Office of Juvenile Court, Juvenile Court for the State of Utah, Annual Report, 1979 (Salt Lake City, Utah). Statistics are from the annual report except that totals have been computed where necessary.

VERMONT COURT SYSTEM, 1979



↑ Indicates route of appeal.

\*The District Court was created as a court of limited jurisdiction but since its creation has steadily increased its scope to include almost all criminal business except for homicides and cases where the sentence may be life imprisonment.

VERMONT SUPREME COURT<sup>b</sup>  
Court of last resort  
5 justices  
July 1, 1978 to June 30, 1979

Table with 5 columns: Cases, Beginning pending, Filed, Disposed, End pending. Rows include Appeals (Civil, Criminal, Postconviction remedy, Juvenile), Other cases (Original proceedings, Disciplinary matter, Requests to appeal), and Other proceedings (Rehearing requests, Motions requesting reargument).

Manner of disposition

Table with 3 columns: Appeals, Original proceedings, Total. Rows include Written opinion, Per curiam, By court order, Stipulation by parties.

Age of pending caseload

Table with 3 columns: Appeals, Original proceedings, Total. Rows include Under 6 months, 6+ to 12 months, 12+ to 18 months, 18+ to 24 months, 24+ to 30 months, 30+ to 36 months, Over 36 months.

Disposition of appeals

Table with 2 columns: Disposition, Count. Rows include Written and per curiam opinions (Affirmed, Affirmed and vacated, etc.), Reversed, Dismissed, etc.

Blank space = Not enough information is known. The case category may or may not be handled by the court.  
X = The data for this case type are known to be included in the total but were not available by category.

<sup>f</sup>Beginning pending figures for 1979 court year does not equal end pending figure for the 1978 court year.

<sup>g</sup>Change in pending does not equal the difference between filings and dispositions: Figures are as given in the annual report.

<sup>k</sup>Additional information: Three of the appeals filed were not identified by case type. They are included in the total number of appeals filed, but not in breakdown of filings by case type.

Source: Office of the Court Administrator, Judicial Statistics for Year Ending June 30, 1979 (Montpelier, Vermont). Sources of case data are available. Statistics are from the annual report except that totals have been computed where necessary, and corrections were made by the Office of the Court Administrator during data verification.

VERMONT SUPERIOR COURT  
Court of general jurisdiction  
14 counties, 8 judges  
July 1, 1978 to June 30, 1979

Table with 5 columns: Cases, Beginning pending, Filed, Disposed, End pending. Rows include Civil (Law, Domestic relations, Appeal), Criminal (Felony, Misdemeanor, Appeal, Postconviction remedy, Sentence review only), and Grand total.

Trial<sup>d</sup>

Table with 3 columns: Jury, Non-jury, Total. Rows include Civil (Law, Appeal, Total), Criminal (felony/misdemeanor), Grand total.

Civil dispositions<sup>m</sup>

Table with 4 columns: Law, Domestic relations, Appeal, Total. Rows include Default judgment, Consent judgment, Summary judgment, Dismissed, Transferred, Granted, Change of venue, Discontinued and other.

Age of pending caseload

Table with 5 columns: Law, Domestic relations, Appeal, Felony, Misdemeanor. Rows include Under 3 months, 3+ to 6 months, 6+ to 12 months, Under 12 months, 12+ to 24 months, 24+ to 36 months, Over 36 months.

Criminal dispositions<sup>m</sup>

Table with 2 columns: Disposition, Count. Rows include Plea, Dismissed, Nolle prosequere, Change of venue, Extradition, Transferred, By finding, Sentence reduced, Sentence unchanged.

Blank headings indicate the classifications used by the CSIM project.  
N/A = This case type is handled by the court but the data are unavailable.  
-- = Not applicable.

<sup>d</sup>Case definition or unit of count:

A civil case is counted with the filing of a petition or complaint. The criminal case unit of count is the number of informations or indictments. A jury trial is counted if the jury hands down a verdict. A non-jury trial is counted if tried to decision.

<sup>f</sup>Beginning pending figure for the 1979 court year does not equal the end pending figure for the 1978 court year: The difference represents adjustments made during the year to counts from Rutland County.

<sup>i</sup>Data are not complete:

Total criminal and grand total pending and filed figures do not include sentence review only figures.

<sup>j</sup>Explanation of data included in the category:

Matrimonial cases include divorce, annulment, and support/custody cases.

Miscellaneous cases include both civil and criminal appeals as well as some habeas corpus and postconviction remedy cases.

<sup>m</sup>Categories for disposition type or trial data:

Criminal disposition data are only given for felony, misdemeanor, sentence review only, and appeal cases, and do not include any postconviction remedy data.

<sup>n</sup>Time interval or age of pending caseload data:

The data for law, domestic relations, and appeal cases under 3 months, 3+ to 6 months, and 6+ to 12 months in age are included in the total listed as under 12 months.

Source: Office of the Court Administrator, Judicial Statistics for Year Ending June 30, 1979 (Montpelier, Vermont). Statistics are from the annual report except that totals have been computed where necessary.

VERMONT DISTRICT COURT  
Court of general jurisdiction  
15 circuits, 11 judges  
July 1, 1978 to June 30, 1979

	Beginning pending <sup>b</sup>	Filed	Disposed	End pending
<b>Civil<sup>d</sup>:</b>				
<b>Law:</b>	2,195 <sup>f</sup>	2,999	3,085	2,109
Civil .....	1,710 <sup>f</sup>	6,822	6,715	1,817
Small claims .....				
<b>Domestic relations:</b>				
Support/custody:				
Uniform Reciprocal Enforcement of Support Act .....	172 <sup>f</sup>	717	785	104
<b>Mental health:</b>				
Mentally ill commitments .....	51	425	400	76
Commitments to Brandon Training School .....	0	139	85	54
Petitions for protective supervision .....	0	15	12	3
Total .....	51	579	497	133
Total civil .....	4,128 <sup>f</sup>	11,117	11,082	4,163
<b>Criminal<sup>d</sup>:</b>				
Felony .....	971 <sup>f</sup>	2,892	2,753	1,110
Misdemeanor .....	2,573 <sup>f</sup>	15,280	14,741	3,112
Sentence review only .....	N/A	N/A	45	N/A
<b>Other criminal:</b>				
Snowmobile/boating complaints and fish and game information .....	0	646	549	97
Total criminal .....	3,544 <sup>fi</sup>	18,818 <sup>i</sup>	18,088	4,319 <sup>i</sup>
<b>Traffic:</b>				
Total traffic .....	1,977	80,821	81,032	1,766
<b>Juvenile:</b>				
Total juvenile .....	241	1,099	1,154	186
Grand total .....	9,890 <sup>fi</sup>	111,855 <sup>i</sup>	111,356	10,434 <sup>i</sup>

	Trial <sup>d</sup>		
	Jury	Non-jury	Total
<b>Civil:</b>			
Law .....	6	173	179
Small claims .....	0	431	431
Total .....	6	604	610
Criminal .....	167	52	219
Traffic .....	29	405	434
Grand total .....	202	1,061	1,263

	Age of pending caseload				
	Civil (law)	Felony	Misdemeanor	Other criminal	Traffic
Under 3 months .....	(n) 519	1,539	374	(n) 88 <sup>n</sup>	(n) 1,613 <sup>n</sup>
3+ to 6 months .....	(n) 140	374	1,913	0	128
Under 6 months .....	(n) 659	139	98	88	1,741
6+ to 12 months .....	(n) 139	798	17	0	24
Under 12 months .....	1,511 <sup>n</sup>	462	0	0	1
12+ to 24 months .....	462	5	0	0	0
24+ to 36 months .....	105	0	0	0	0
Over 36 months .....	31	0	0	0	0

Civil dispositions	
Law:	
Voluntary dismissal .....	1,195
Default judgment .....	1,381
Dismissed by judge .....	314
Transferred .....	16
<b>Small claims:</b>	
Settled/discontinued/ dismissed/summary judgment ....	6,284
Criminal dispositions	
Jury trial:	
Guilty plea .....	24
Non-jury trial:	
Guilty plea .....	2
Guilty plea before trial .....	11,958
Dismissed by court .....	649
Nolle pross .....	4,854
Transferred to Juvenile Court ....	295
Change of venue .....	2
Referred to Department of Fish and Game .....	40
Sentence reduced .....	18
Sentence unchanged .....	27
Traffic dispositions	
Plea .....	67,493
Nolle pross .....	832
Dismissed .....	1,322
Referred to Department of Motor Vehicles (noncompliance) .....	10,951

Boldface headings indicate the classifications used by the CSIM project.  
N/A = This case type is handled by the court but the data are unavailable.

<sup>d</sup>Case definition or unit of count:  
A civil case is counted with the filing of a petition or complaint.  
The criminal case unit of count is the number of informations, indictments, or complaints.  
A jury trial is counted if tried to verdict for civil and traffic cases; if drawing of jury begins for criminal cases.  
A non-jury trial is counted if tried to decision for civil and traffic cases; if trial begins for criminal cases.  
<sup>f</sup>Beginning pending figure for the 1978 court year does not equal the end pending figure for the 1977 court year:  
These differences reflect adjustments made to pending figures for the Washington and Chittenden County courts.

<sup>i</sup>Data are not complete:  
Total criminal and grand total pending and filed figures do not include criminal sentence review only cases.  
Time intervals or age of pending data:  
Civil age of pending cases under 3 months, 3+ to 6 months, under 6 months, and 6+ to 12 months are listed as under 12 months.  
Traffic age of pending cases under 3 months and 3+ to 6 months are listed as under 6 months.

Source: Office of the Court Administrator, Judicial Statistics for Year Ending June 30, 1979 (Montpelier, Vermont). Statistics are from the annual report except that totals have been computed where necessary.

VERMONT PROBATE COURT  
Court of limited jurisdiction  
19 circuits  
July 1, 1978 to June 30, 1979

	Beginning pending <sup>b</sup>	Filed <sup>j</sup>	Disposed	End pending
<b>Civil<sup>d</sup>:</b>				
<b>Domestic relations:</b>				
Adoption .....	127	502	460	169
<b>Other domestic relations:</b>				
Pre-marriage matters .....	0	709	708	1
Total .....	127	1,211	1,168	170
<b>Estate:</b>				
<b>Probate/wills/intestate:</b>				
Decedent estates .....	4,689 <sup>i</sup>	1,950	1,830	4,809 <sup>i</sup>
Testamentary trusts .....	1,977	70	91	1,956
Total .....	6,666 <sup>i</sup>	2,020	1,921	6,765 <sup>i</sup>
<b>Guardianship/conservatorship/trusteeship:</b>				
Guardianship .....	3,832 <sup>i</sup>	1,019	617	4,234 <sup>i</sup>
<b>Other estate:</b>				
Gifts to minors .....	2	0	0	2
Cemetaries .....	0	0	0	0
Total .....	2	0	0	2
Total .....	10,500 <sup>i</sup>	3,039	2,538	11,101 <sup>i</sup>
<b>Mental health:</b>				
Alcohol and drug commitments .....	1	0	0	1
<b>Other civil:</b>				
Change of name .....	10	160	142	28
Vital records .....	109	348	354	103
Total .....	119	508	496	131
Total civil .....	10,747 <sup>i</sup>	4,758	4,202	11,303 <sup>i</sup>
Grand total .....	10,747 <sup>i</sup>	4,758	4,202	11,303 <sup>i</sup>

Number of contested hearings held

<b>Domestic relations:</b>	
Adoption .....	22
<b>Estate:</b>	
Decedent estates .....	57
Testamentary trusts .....	7
Guardianships .....	42
Total .....	106
<b>Mental health</b> .....	0
Total .....	128

Boldface headings indicate the classifications used by the CSIM project.

<sup>d</sup>Case definition or unit of count:

A civil case is counted with the filing of a petition or complaint.

<sup>j</sup>Explanation of data included in the category:

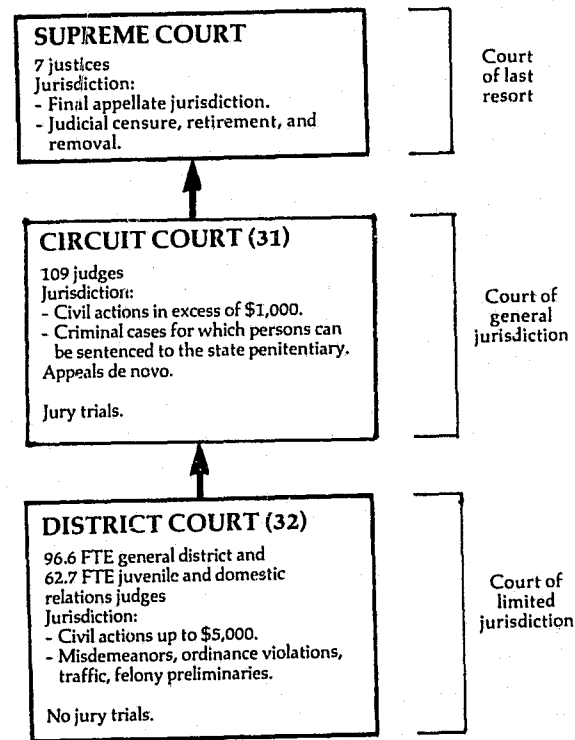
Cases filed prior to January 1, 1970 which were disposed during the year were added into the filings as reopened cases.

<sup>i</sup>Data are not complete:

Figures for pending decedent estate and guardianship cases do not include hearings held for cases commenced prior to January 1, 1970.

Source: Office of the Court Administrator, Judicial Statistics for Year Ending June 30, 1979 (Montpelier, Vermont). Statistics are from the year ending report except that totals have been computed where necessary.

VIRGINIA COURT SYSTEM, 1979



↑ Indicates route of appeal.

VIRGINIA SUPREME COURT  
Court of last resort  
7 justices  
January 8, 1979 to January 4, 1980

	Beginning pending	Filed	Disposed	End pending
<b>Cases:</b>				
<b>Appeals:</b>				
Petitions to appeal granted:				
Civil .....	X	(168) <sup>e</sup>	X	X
Criminal .....	X	( 39) <sup>e</sup>	X	X
Postconviction remedy:				
Habeas corpus .....	X	( 0) <sup>e</sup>	X	X
Total appeals .....	192	(207) <sup>e</sup>	235	2179
<b>Other cases:</b>				
<b>Original proceedings:</b>				
Habeas corpus .....	X	X	252 <sup>k</sup>	X
Mandamus .....	X	X	58 <sup>k</sup>	X
Prohibition .....	X	X	2 <sup>k</sup>	X
Total .....	114 <sup>l</sup>	X	316 <sup>k</sup>	79
<b>Requests to appeal:</b>				
Petitions to appeal:				
Withdrawn .....	--	X	56	--
Civil .....	171 <sup>l</sup>	X	384 (168) <sup>e</sup>	271
Criminal .....	277 <sup>l</sup>	X	758 ( 39) <sup>e</sup>	283
Postconviction remedy:				
Habeas corpus .....	21 <sup>l</sup>	X	61 ( 0) <sup>e</sup>	17
Total .....	469 <sup>l</sup>	X	1,259 (207) <sup>e</sup>	561
Total other cases .....	583 <sup>l</sup>	1,862	1,575 (207) <sup>e</sup>	6409
<b>Total cases .....</b>	<b>775<sup>l</sup></b>	<b>1,862 (207)<sup>e</sup></b>	<b>1,810 (207)<sup>e</sup></b>	<b>8579</b>
<b>Other proceedings:</b>				
Rehearing requests .....	N/A	79	71	N/A
Other matters				
Orders to show cause or respond .....	--	272	272	--
Extensions of time .....	N/A	285	285	N/A
Total .....	N/A	557	557	N/A
<b>Total other proceedings .....</b>	<b>N/A</b>	<b>636</b>	<b>627</b>	<b>N/A</b>

Manner of disposition	Disposition of cases		
	Appeals	Requests to appeal	Original jurisdiction
Written opinion .....	161	75	--
By order .....	74	86	--
Withdrawn .....	56	--	--
Affirmed .....	--	207	--
Reversed, remanded, etc. ....	--	--	32
Granted .....	--	1,203	284
Awarded .....	--	--	--
Refused .....	--	56	--
Withdrawn .....	--	--	--

Boldface headings indicate the classifications used by the CSIM project.  
 N/A = This case type is handled by the court, but the data are unavailable.  
 X = The data for this case type are known to be included in the total but were not available by category.  
 -- = Not applicable.

<sup>e</sup>Cases not included in the total to avoid double counting: Petitions to appeal granted are not counted as disposed until the appeal is disposed; a filing is not counted for the appeal. The number of granted petitions to appeal appear in parentheses.

<sup>g</sup>Change in pending does not equal the difference between filings and dispositions: Figures are as reported in the annual report.

<sup>k</sup>Additional information: One mandamus and 31 habeas corpus cases were awarded; no prohibition cases were. The remaining original jurisdiction cases were refused: 221 habeas corpus, 57 mandamus, and 2 prohibition. In addition, four other cases were also refused that could not be identified by case type.

<sup>l</sup>Special source or revision in data: Beginning pending figures for other cases were taken from the 1978 annual report, where they are listed as end pending figures for 1978.

Source: Office of the Executive Secretary, Supreme Court, *State of the Judiciary Report 1978* and *State of the Judiciary Report 1979* (Richmond, Virginia: 1978 and 1979). Statistics are from the annual report except that totals have been computed where necessary.



VIRGINIA CIRCUIT COURT  
Court of general jurisdiction  
31 circuits, 109 judges  
January 1, 1979 to December 31, 1979

	Beginning pending	Filed	Disposed	End pending
<b>Civil:</b>				
Law:				
Other law .....	X	25,633	23,045	X
Real property rights:				
Condemnation .....	X	1,076	972	X
Equity:				
Other chancery .....	X	12,842	11,151	X
Domestic relations:				
Marriage dissolution:				
Divorce .....	X	33,252	31,155	X
Appeal .....	X	2,538	1,943	X
Total civil .....	X	75,341	68,266	X
<b>Criminal:</b>				
Felony .....	X	31,896	31,260	X
Misdemeanor .....	X	22,839	22,246	X
Extraordinary writs:				
Habeas corpus .....	X	385	330	X
Total criminal .....	X	55,120	53,836	X
Grand total .....	114,888 <sup>f</sup>	130,461	122,100	123,249

Civil dispositions

	Trial <sup>d</sup>			Settled/dismissal	Law	Real property rights	Equity	Marriage dissolution	Appeal	Total
	Jury	Non-jury	Total							
<b>Civil</b>				12,824	395	3,040	2,537	835	19,631	
Law .....	1,345	3,407	4,752	1,640	1	44	4	49	1,738	
Real property rights ..	147	146	293	2,300	13	1,523	2,809	222	6,876	
Equity .....	32	1,436	1,468	--	--	533	14,736	--	15,269	
Domestic relations:				62	208	1,963	9,097	--	11,330	
Marriage dissolution .	--	1,504	1,504	1,458	62	2,580	408	105	4,673	
Appeal .....	135	597	732							
Total .....	1,659	7,090	8,749							
<b>Criminal:</b>										
Felony .....	2,182	6,921	9,103							
Misdemeanor .....	702	5,859	6,561							
Extraordinary writ ....	--	86	86							
Total .....	2,884	12,866	15,750							
Grand total .....	4,543	19,956	24,499							

Criminal dispositions

	Felony	Misde-meanor	Extraordinary writ	Total
Withdrawal prior to trial .....	--	1,621	8	1,629
Dismissed without trial .....	1,166	982	147	2,295
Nolle Prosequi .....	5,233	2,909	--	8,142
Guilty plea prior to trial .....	13,849	9,021	--	22,870
Other .....	1,909	1,152	89	3,150

Boldface headings indicate the classifications used by the CSIM project.  
N/A = This case type is handled by the court but the data are unavailable.  
X = The data for this case type are known to be included in the total but were not available by category.  
-- = Not applicable.

<sup>d</sup>Case definition or unit of count:

A civil case is counted with the filing of a petition or complaint.  
The criminal case unit of count is the number of charges.  
A jury trial is counted when the jury is sworn.  
A non-jury trial is counted at the point when an opening statement or the introduction of any evidence occurs.  
<sup>f</sup>Beginning pending figure for the 1979 court year does not equal the end pending figure for the 1978 court year: Figure is as given in the annual report.

Source: Office of the Executive Secretary, Supreme Court, State of the Judiciary Report 1979 (Richmond, Virginia: 1980). Statistics are from the report except that totals have been computed where necessary.

VIRGINIA DISTRICT COURT  
Court of limited jurisdiction  
32 districts, 96.6 FTE general district and 62.7 FTE juvenile and domestic relations judges  
January 1, 1979 to December 31, 1979

	Beginning pending	Filed	Disposed	End pending
<b>Civil:</b>				
Domestic relations .....	N/A	55,251	49,463	N/A
Other civil:				
Civil .....	N/A	482,063	451,718	N/A
Total civil .....	N/A	537,314	501,181	N/A
<b>Criminal:</b>				
Other criminal:				
Criminal .....	N/A	299,819	291,640	N/A
Total criminal .....	N/A	299,819	291,640	N/A
<b>Traffic:</b>				
Total traffic .....	N/A	918,037	886,348	N/A
<b>Juvenile:</b>				
Total juvenile .....	N/A	131,363	123,925	N/A
Grand total .....	N/A	1,886,533	1,803,094	N/A

Boldface headings indicate the classifications used by the CSIM project.  
N/A = This case type is handled by the court, but the data are unavailable.

<sup>c</sup>Judge information:

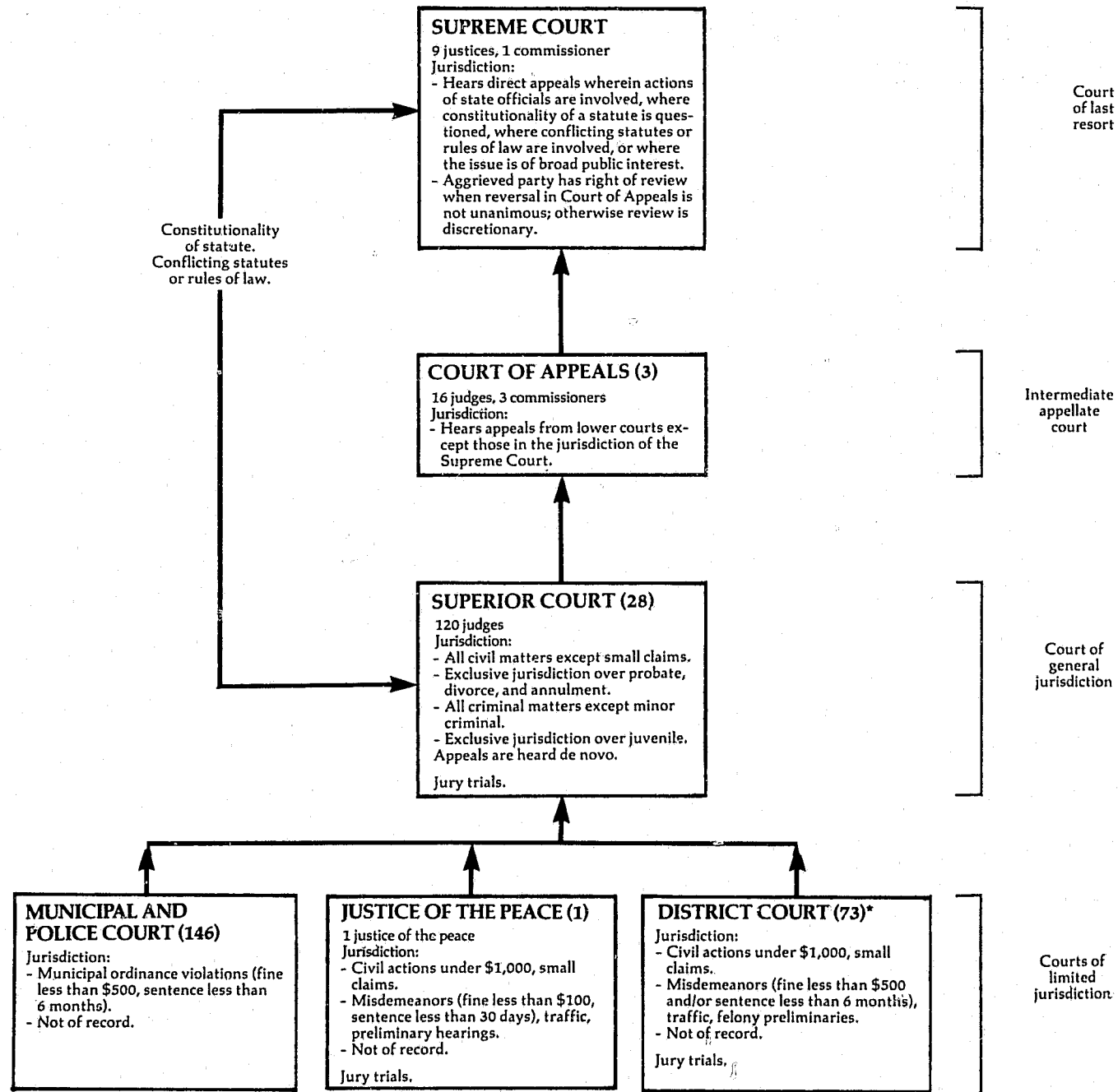
The court is also served by magistrates. There are 410 positions authorized, 241 of which serve full-time. During the 1979 court year, they issued 287,175 arrest warrants, 196,243 bonds, 34,088 summons, 3,516 search warrants, 212,651 committals and releases, 189,062 civil warrants, and handled 24,710 prepayments of traffic infractions and 12,150 prepayments of class four misdemeanors.

<sup>d</sup>Case definition or unit of count:

A civil case is counted with the filing of a petition or complaint.  
The criminal case unit of count is the number of charges.

Source: Office of the Executive Secretary, Supreme Court, State of the Judiciary Report 1979 (Richmond, Virginia: 1980). Statistics are from the annual report except that totals have been computed where necessary.

### WASHINGTON COURT SYSTEM, 1979



↑ Indicates route of appeal.

\*District Court provides services to municipalities that do not have a Municipal or Police Court.

### WASHINGTON SUPREME COURT Court of last resort 9<sup>c</sup> justices January 1, 1979 to December 31, 1979

	Beginning pending <sup>j</sup>	Filed	Disposed	End pending <sup>j</sup>
<b>Cases:</b>				
<b>Appeals:</b>				
Civil .....	106 <sup>f1</sup>	149	141	1359
Criminal .....	45 <sup>f1</sup>	35	34	429
Total appeals .....	151 <sup>f1</sup>	184	175	1779
<b>Other cases:</b>				
<b>Original proceedings:</b>				
Original jurisdiction:				
Personal restraint petitions <sup>j</sup> .....	2 <sup>l</sup>	27	15	169
Disciplinary matter .....	5 <sup>l</sup>	2	4	49
Total .....	7 <sup>l</sup>	29	19	209
<b>Requests to appeal:</b>				
Petitions for review:				
Civil .....	51 <sup>f1</sup>	222	229	529
Criminal .....	55 <sup>f1</sup>	190	179	659
Total .....	106 <sup>f1</sup>	412	408	1179
Notices of discretionary review .....	28 <sup>f1</sup>	160	153	289
Total .....	134 <sup>f1</sup>	572	561	1459
Total other cases .....	141 <sup>f1</sup>	601	580	1659
<b>Total cases .....</b>	<b>294<sup>f1</sup></b>	<b>785</b>	<b>755</b>	<b>3429</b>

#### Manner of disposition

	Appeals			Original jurisdiction	Disciplinary	Requests to appeal		Total	Total
	Civil	Criminal	Total			Petitions for review	Disciplinary		
Opinion .....	93	25	118	5	4	25	15	22	62
Order:									
Denied .....	10	0	10	1	0	199	164	116	479
Dismissed .....	6	4	10	5	0	5	0	14	19
Transferred ...	32	5	37	4	--	0	0	1	42

#### Time interval data (median days)

	Number of cases	From filed to ready	From ready to heard	From heard to opinion	From filing to opinion filed
<b>Appeals in which opinions were filed:</b>					
<b>Criminal:</b>					
Filed direct .....	5	281.0	122.0	73.0	489.0
Certified from COA .....	9	363.0	129.0	122.0	643.0
All criminal .....	14	318.5	122.5	108.0	555.5
<b>Civil:</b>					
Filed direct .....	19	280.0	102.0	143.0	528.0
Certified from COA .....	31	270.0	117.0	142.25	501.5
All civil .....	50	270.5	106.5	142.5	505.0
<b>Juvenile:</b>					
Filed direct .....	0	--	--	--	--
Certified from COA .....	1	134.0	0.0	128.0	262.0
All juvenile .....	1	134.0	0.0	128.0	262.0
<b>All appeals:</b>					
Filed direct .....	24	280.5	116.5	128.5	489.5
Certified from COA .....	41	304.0	117.0	141.75	517.5
All appeals .....	65	296.0	117.0	134.75	517.5

#### Status of pending caseload (12/31/79)

	Appeal			Disciplinary	Petitions for review			Other cases	Total
	Civil	Criminal	Total		Civil	Criminal	Total		
Not ready for setting .....	76	25	101	0	0	0	11	112	
Ready for setting .....	1	0	1	0	0	1	19	21	
Set for hearing .....	25	3	28	3	38	40	78	115	
Opinion/order in process .....	33	14	47	1	14	24	38	94	
Opinion/order filed (awaiting remittance) <sup>j</sup> .....	7	3	10	0	6	3	9	21	

(continued on next page)

Boldface headings indicate the classifications used by the CSIM project.  
 -- = Not applicable.

**C**Judge information:

In addition, one commissioner serves the Supreme Court.  
 fBeginning pending figure for the 1979 court year does not equal the end pending figure for the 1978 court year:

Prior to 1979, cases awaiting remittance were counted as part of the pending caseload. The difference between the figures is the number of cases awaiting remittance.

9Change in pending does not equal the difference between filings and dispositions:

Figures are as given in the annual reports.

jExplanation of data included in the total:

Pending caseload data included in the profile do not include cases on which the opinion or order have been filed but are still awaiting remittance.

Source: Office of the Administrator for the Courts, 22nd, 23rd Annual Report 1978, 1979 (Olympia, Washington). Statistics are from the annual reports except that totals have been computed where necessary.

Personal restraint petitions are requests for relief from conditions of restraint imposed by the court, i.e., a prisoner who feels his sentence should be shortened under new laws passed since his incarceration.

1Special source or revision in the data:

Beginning pending figures were taken from the 1978 annual report where they are given as end pending figures for that year.

WASHINGTON COURT OF APPEALS  
 Intermediate appellate court  
 3 divisions, 16 judges, 3 commissioners  
 January 1, 1979 to December 31, 1979

	Beginning pending <sup>j</sup>	Filed	Disposed	End ending <sup>j</sup>
<b>Cases:</b>				
<b>Appeals:</b>				
Civil .....	1,079 <sup>f1</sup>	1,200	1,157	1,136 <sup>S</sup>
Criminal .....	827 <sup>f1</sup>	721	783	786 <sup>S</sup>
Total appeals .....	1,906 <sup>f1</sup>	1,921	1,940	1,922 <sup>S</sup>
<b>Other cases:</b>				
<b>Original proceedings:</b>				
Personal restraint petitions <sup>j</sup> .....	60 <sup>f1</sup>	174	154	80
<b>Requests to appeal:</b>				
Motions for discretionary review .....	46 <sup>f1</sup>	148	139	51 <sup>S</sup>
Total other cases .....	106 <sup>f1</sup>	322	293	131
<b>Total cases .....</b>	<b>2,012<sup>f1</sup></b>	<b>2,243</b>	<b>2,233</b>	<b>2,053<sup>S</sup></b>

Manner of disposition

Time interval data (median days)

	Appeals			Original proceedings	Requests to appeal	Total	From filed to				
	Civil	Criminal	Total				to ready	to heard	to opinion	from filing to opinion filed	
Opinion:											
Published opinion ..	237	172	409	9	8	426	194.0	223.2	54.3	423.0	
Unpublished opinion.	322	377	699	9	2	710	187.0	202.5	61.2	439.0	
Order:							138.5	154.5	75.5	375.5	
Denied .....	1	1	2	44	86	132	189.8	218.8	60.8	424.8	
Dismissed .....	223	553	776	81	39	896					
Transferred .....	10	44	54	11	4	69					

Status of pending caseload (12/31/79)

	Appeals			Original proceedings	Requests to appeal	Total
	Civil	Criminal	Total			
Not ready for setting .....	583	386	969	69	32	1,070
Ready for setting .....	177	104	281	9	5	295
Set for hearing .....	260	199	459	1	8	468
Opinion/order in process .....	116	97	213	1	6	220
Awaiting remittance <sup>j</sup> .....	122	109	231	3	6	240

Boldface headings indicate the classifications used by the CSIM project.  
 -- = Not applicable.

fBeginning pending figure for the 1979 court year does not equal the end pending figure for the 1978 court year:

Prior to 1979, cases awaiting remittance were counted as part of the pending caseload. The difference between the figures is the number of cases awaiting remittance.

9Change in pending does not equal the difference between filings and dispositions:

Figures are as given in the annual reports.

jExplanation of data included in the category:

Pending caseload data included in the profile do not include cases awaiting remittance.

Personal restraint motions are a procedure for seeking relief from terms of confinement.

1Special source or revision in the data:

Beginning pending figures were provided by the administrative office of the court during data verification.

Source: Office of the Administrator for the Courts, 23rd Annual Report 1979 (Olympia, Washington). Statistics are from the annual report except that totals have been computed where necessary, and additional information was provided by the administrative office of the court during data verification.

WASHINGTON SUPERIOR COURT<sup>1</sup>  
 Court of general jurisdiction  
 28 courts, 120 judges  
 January 1, 1979 to December 31, 1979

	Beginning pending	Filed	Disposed	End pending
<b>Civil<sup>d</sup>:</b>				
Tort .....	N/A	6,968	6,258 <sup>1</sup>	N/A
<b>Contract:</b>				
Commercial/contract .....	N/A	22,469	16,138 <sup>1</sup>	N/A
<b>Real property rights:</b>				
Property rights .....	N/A	6,984	3,834 <sup>1</sup>	N/A
<b>Domestic relations:</b>				
Adoption .....	N/A	3,709	2,483	N/A
<b>Other domestic relations:</b>				
Domestic relations .....	N/A	42,529	31,545 <sup>1</sup>	N/A
Total .....	N/A	46,238	34,028 <sup>1</sup>	N/A
<b>Estate:</b>				
<b>Probate/wills/intestate:</b>				
Probate .....	N/A	11,516	7,392	N/A
<b>Guardianship/conservatorship/trusteeship:</b>				
Guardianships .....	N/A	2,020	757	N/A
Total .....	N/A	13,536	8,149	N/A
<b>Mental health</b> .....	N/A	4,386	1,436	N/A
<b>Appeal:</b>				
<b>Appeal of trial court case:</b>				
Lower court appeals .....	N/A	872	193 <sup>1</sup>	N/A
<b>Appeal of administrative agency case:</b>				
Administrative Law Review .....	N/A	888	410 <sup>1</sup>	N/A
Total .....	N/A	1,760	603 <sup>1</sup>	N/A
<b>Other civil</b> .....	N/A	9,979	4,054 <sup>1</sup>	N/A
<b>Total civil</b> .....	N/A	112,320	74,500 <sup>1</sup>	N/A
<b>Criminal<sup>d</sup>:</b>				
<b>Felony<sup>j</sup>:</b>				
Crime against person <sup>j</sup> .....	N/A	4,747	X	N/A
Crime against property <sup>j</sup> .....	N/A	3,164	X	N/A
Liquor/narcotics .....	N/A	1,582	X	N/A
Other criminal .....	N/A	2,678	X	N/A
Total .....	N/A	12,171	X	N/A
<b>Appeal of trial court case:</b>				
De novo appeals from lower courts .....	N/A	3,053	X	N/A
<b>Total criminal</b> .....	N/A	15,224	12,956 <sup>1</sup>	N/A
<b>Juvenile:</b>				
<b>Criminal type offense:</b>				
Juvenile offenders .....	N/A	16,378	14,008	N/A
<b>Non-offense:</b>				
Dependency .....	N/A	4,458	2,638	N/A
<b>Total juvenile</b> .....	N/A	20,836	16,646	N/A
<b>Grand total</b> .....	N/A	148,380	104,102 <sup>1</sup>	N/A

Trial<sup>d</sup>

Civil dispositions<sup>h1m</sup>

Criminal dispositions<sup>h1</sup>

	Jury	Non-jury	Total	Dismissed--failure to prosecute...	Dismissed or acquitted after trial .....
<b>Civil<sup>m</sup></b> .....	1,181	6,203	7,384	4,788	648
<b>Criminal</b> .....	1,619	1,171	2,790	28,725	389
<b>Juvenile</b> .....	0	3,176	3,176	798	
<b>Total</b> .....	2,800	10,718	13,518	26,331	
				2,394	3,369
				16,756	6,867
					1,814

(continued on next page)

Boldface headings indicate the classifications used by the CSIM project.  
 N/A = This case type is handled by the court, but the data are unavailable.  
 X = The data for this case type are known to be included in the total but were not available by category.

<sup>d</sup>Case definition or unit of count:  
 A civil case is counted with the filing of a petition or complaint.  
 The criminal case unit of count is the number of defendants on the information or indictment.  
 A jury trial is counted when the jury is sworn.  
 A non-jury trial is counted when the first witness is sworn.  
<sup>i</sup>Data are not complete:  
 Incomplete disposition data were reported for the case categories marked for one court location. That court was able to report dispositions only for cases filed during 1979.  
<sup>h</sup>Figures were computed:  
 Civil and criminal type of disposition data were calculated using percentages for each type of disposition given in the annual report.

<sup>j</sup>Explanation of data included in the category:  
 All original criminal cases filed in the Superior Court are felony cases. Misdemeanors are heard only on appeal from lower courts.  
 Crime against person category includes homicide, assault, sex offenses, and robbery.  
 Crime against property category includes burglary, larceny, and forgery.  
<sup>m</sup>Information on disposition type or trial data:  
 Type of disposition and trial data for civil cases given included the case categories of tort, contract, real property rights, civil appeals, domestic relations, and other civil cases.

Source: Office of the Administrator for the Courts, 23rd Annual Report 1979 and 1980 Annual Report of the Caseloads and Operations of the Courts of Washington (Olympia, Washington). Statistics are from the annual report except that totals have been computed where necessary.

WASHINGTON DISTRICT COURT AND JUSTICES OF THE PEACE<sup>k</sup>  
 Court of limited jurisdiction  
 73 district courts, 1 justice of the peace  
 January 1, 1979 to December 31, 1979

	Beginning pending	Filed	Disposed	End pending
<b>Civil<sup>d</sup>:</b>				
<b>Law:</b>				
Civil .....	N/A	67,106	N/A	N/A
Small claims .....	N/A	25,339	N/A	N/A
Total civil .....	N/A	92,445	N/A	N/A
<b>Criminal<sup>d</sup>:</b>				
Misdemeanor .....	N/A	70,753	N/A	N/A
Preliminary hearing:				
Felony preliminary .....	N/A	9,076	N/A	N/A
Total criminal .....	N/A	80,629	N/A	N/A
<b>Traffic:</b>				
Total traffic .....	N/A	591,235	N/A	N/A
Grand total .....	N/A	764,309	N/A	N/A

**Trial<sup>d</sup>**

	Jury	Non-jury	Total
Civil .....	X	X	X
Criminal .....	X	X	X
Traffic .....	X	X	X
Grand total .....	1,298	65,356	66,654

**Criminal dispositions<sup>m</sup>**

Bail forfeitures ..... 13,828

**Traffic dispositions<sup>m</sup>**

Bail forfeitures ..... 315,004

Boldface headings indicate the classifications used by the CSIM project.  
 N/A = This case type is handled by the court, but the data are unavailable.  
 X = The data for this case type is known to be included in the total, but were not available by category.

<sup>d</sup>Case definition or unit of count:  
 A civil case is counted with the filing of a petition or complaint.  
 The criminal case unit of count is the number of defendants on the information, indictment, or complaint.  
 A jury trial is counted when the jury is sworn.  
 A non-jury trial is counted when the first witness is sworn.  
<sup>k</sup>Additional information:  
 District Court and Justices of the Peace data include cases that are processed by District Courts for municipalities that contract with the District Court for this purpose.  
<sup>m</sup>Explanation of data included in the category:  
 Criminal and traffic dispositions include figures for bail forfeiture listed under both the court business of the District Courts and of Municipal Courts that contract with the District Courts.

Source: Office of the Administrator for the Courts, 23rd Annual Report 1979 (Olympia, Washington). Statistics are from the annual report except that totals have been computed where necessary.

WASHINGTON MUNICIPAL AND POLICE COURT<sup>k</sup>  
 Court of limited jurisdiction  
 146 courts  
 January 1, 1979 to December 31, 1979

	Beginning pending	Filed	Disposed	End pending
<b>Civil<sup>d</sup>:</b>				
Total civil .....	N/A	2,009	N/A	N/A
<b>Criminal<sup>d</sup>:</b>				
<b>Ordinance violation:</b>				
Criminal .....	N/A	49,238	N/A	N/A
Total criminal .....	N/A	49,238	N/A	N/A
<b>Traffic:</b>				
<b>Parking:</b>				
Parking citations .....	N/A	N/A	N/A	N/A
<b>Other traffic violation:</b>				
Traffic .....	N/A	221,897	N/A	N/A
Total traffic .....	N/A	221,897	N/A	N/A
Grand total .....	N/A	273,144 <sup>i</sup>	N/A	N/A

**Trial<sup>d</sup>**

	Jury	Non-jury	Total
Civil .....	N/A	N/A	N/A
Criminal .....	X	X	X
Traffic .....	X	X	X
Total .....	338 <sup>i</sup>	17,074 <sup>i</sup>	17,412 <sup>i</sup>

**Criminal dispositions<sup>k</sup>**

Bail forfeitures ..... 11,844

**Traffic dispositions<sup>k</sup>**

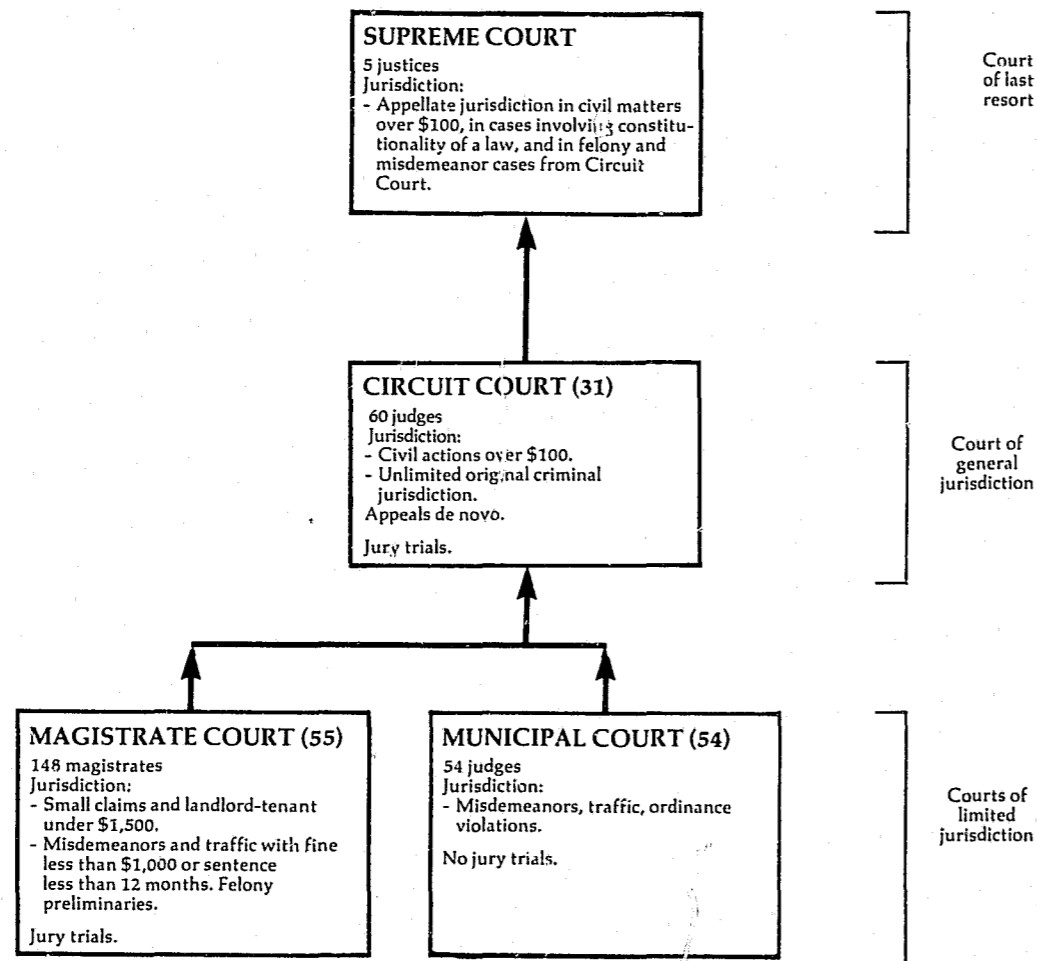
Bail forfeitures ..... 125,204

Boldface headings indicate the classifications used by the CSIM project.  
 N/A = This case type is handled by the court, but the data are unavailable.  
 X = The data for this case type are known to be included in the total but were not available by category.

<sup>d</sup>Case definition or unit of count:  
 The criminal case unit of count is the number of defendants on the information, indictment, or complaint.  
 A jury trial is counted when the jury is sworn.  
 A non-jury trial is counted when the first witness is sworn.  
<sup>i</sup>Data are not complete:  
 No data were available on the number of parking cases that were handled by the court.  
 Trial figures do not include civil trials that were conducted by the Seattle Municipal Court.  
<sup>k</sup>Additional information:  
 Municipal and Police Court figures do not include those municipal ordinance violations/traffic violations that are processed by District Courts for municipalities contracting with District Courts for services.  
 Civil cases are handled in the Seattle Municipal Court only.

Source: Office of the Administrator for the Courts, 23rd Annual Report 1979 (Olympia, Washington). Statistics are from the annual report except that totals have been computed where necessary.

WEST VIRGINIA COURT SYSTEM, 1979



↑ Indicates route of appeal.

WEST VIRGINIA SUPREME COURT OF APPEALS  
Court of last resort  
5 justices  
January 1, 1979 to December 31, 1979

	Beginning pending	Filed	Disposed	End pending
<b>Cases:</b>				
Appeals <sup>k</sup> .....	N/A	0 (353) <sup>e</sup>	236	N/A
Total appeals .....	N/A	0 (353) <sup>e</sup>	236	N/A
<b>Other cases:</b>				
<b>Original proceedings<sup>k</sup>:</b>				
Original jurisdiction .....	N/A	509	325 (184) <sup>e</sup>	N/A
Advisory opinion:				
Certified question .....	N/A	9	1 ( 8) <sup>e</sup>	N/A
Total .....	N/A	518	326 (192) <sup>e</sup>	N/A
<b>Requests to appeal:</b>				
Regular writs .....	N/A	X	X ( X) <sup>e</sup>	N/A
Certiorari .....	N/A	X	X ( X) <sup>e</sup>	N/A
Total .....	N/A	494	242 (252) <sup>e</sup>	N/A
Total other cases .....	N/A	1,012	568 (444) <sup>e</sup>	N/A
<b>Total cases .....</b>	<b>N/A</b>	<b>1,012 (353)<sup>e</sup></b>	<b>804 (444)<sup>e</sup></b>	<b>N/A</b>

Disposition of other cases

Manner of disposition (matured cases)		Original jurisdiction	Advisory opinion	Requests to appeal
Written and per curiam, opinion .....	185	184	8	252
Orders and per curiam orders .....	51	264	1	217
		0	0	1
		61	0	24

Boldface headings indicate the classifications used by the CSIM project.  
Blank space = Not enough information is known. The case category may or may not be handled by the court.  
X = The data for this case type are known to be included in the total, but were not available by category.

<sup>e</sup>Cases not included in the total to avoid double counting:  
Requests to appeal that have been granted are not counted as disposed until the appeal is disposed; a filing is not counted for the resulting appeal. These granted requests to appeal are the numbers appearing in parentheses.  
<sup>k</sup>Additional information:  
West Virginia does not have an automatic appeal in either civil or criminal cases. Case accounting provided by the court consists of accounting for petitions for appeal filed and acted upon. Data are not maintained regarding appeals as a separate category.  
Original proceedings are heard on a discretionary basis.

Source: Unpublished data provided by the administrative office of the courts. Statistics are from the unpublished data except that totals have been computed where necessary.

WEST VIRGINIA CIRCUIT COURT  
 Court of general jurisdiction  
 31 circuits, 60 judges  
 December 1, 1978 to November 30, 1979

	Beginning pending	Filed	Disposed	End pending
<b>Civil:</b>				
Domestic relations:				
Adoptions	278 <sup>fh</sup>	1,308	1,264	322
Mental health:				
Mental hygiene	373 <sup>fh</sup>	2,311	2,276	408
Appeal:				
Appeal of administrative agency case:				
Administrative	32 <sup>fh</sup>	1,446	1,372	106
Other civil:				
Civil	40,057 <sup>fh</sup>	33,423	32,770	40,710
Miscellaneous cases	922 <sup>fh</sup>	3,037	2,477	1,482
Total	40,979 <sup>fh</sup>	36,460	35,247	42,192
Total civil	41,662 <sup>fh</sup>	41,525	40,159	43,028
<b>Criminal:</b>				
Total criminal	5,607 <sup>fh</sup>	7,659	6,241	7,025
<b>Juvenile:</b>				
Total juvenile	2,940 <sup>fh</sup>	6,995	6,291	3,644
Grand total	50,209 <sup>fh</sup>	56,179	52,691	53,697

Boldface headings indicate the classifications used by the CSIM project.

<sup>d</sup>Case definition or unit of count:

A civil case is counted with the filing of a petition or complaint.

The criminal case unit of count is the number of indictments or warrants issued.

<sup>f</sup>Beginning pending figure for the 1979 court year does not equal end pending figure for the 1978 court year:

These figures represent the number of cases awaiting service on December 1, 1978, a different data than the figures given as pending at the end of the 1978 court year.

<sup>h</sup>Figure was computed:

Beginning pending figures were calculated from filed, disposed, and end pending figures given in the unpublished data.

Source: Unpublished data provided by the administrative office of the courts. Statistics are from the unpublished data except that totals have been computed where necessary.

WEST VIRGINIA MAGISTRATE COURTS<sup>a</sup>  
 Court of limited jurisdiction  
 55 courts, 148 magistrates  
 January 1, 1979 to December 31, 1979

	Beginning pending	Filed	Disposed	End pending
<b>Civil:</b>				
Total civil	14,574 <sup>h</sup>	48,442	42,208	20,808
<b>Criminal:</b>				
Misdemeanor	39,382 <sup>h</sup>	118,339	107,869	49,852
Preliminary hearing:				
Felony	4,085 <sup>h</sup>	11,196	9,871	5,410
Total criminal	43,467 <sup>h</sup>	129,535	117,740	55,262
<b>Traffic:</b>				
Other traffic violation:				
Traffic and D.N.R. <sup>j</sup>	14,646 <sup>h</sup>	122,291	116,249	20,688
Total traffic	14,646 <sup>h</sup>	122,291	116,249	20,688
Grand total	72,687 <sup>h</sup>	300,268	276,197	96,758

Boldface headings indicate the classifications used by the CSIM project.

<sup>a</sup>Court jurisdiction:

This court was established January 1, 1977, replacing the existing Justice of the Peace Courts throughout the state.

<sup>d</sup>Case definition or unit of count:

A civil case is counted with the filing of a petition or a complaint.

The criminal unit of count is the number of warrants issued.

<sup>h</sup>Figure was computed:

Beginning pending figures were computed from filed, disposed and end pending figure.

<sup>j</sup>Explanation of data included in the category:

Misdemeanor includes worthless check cases.

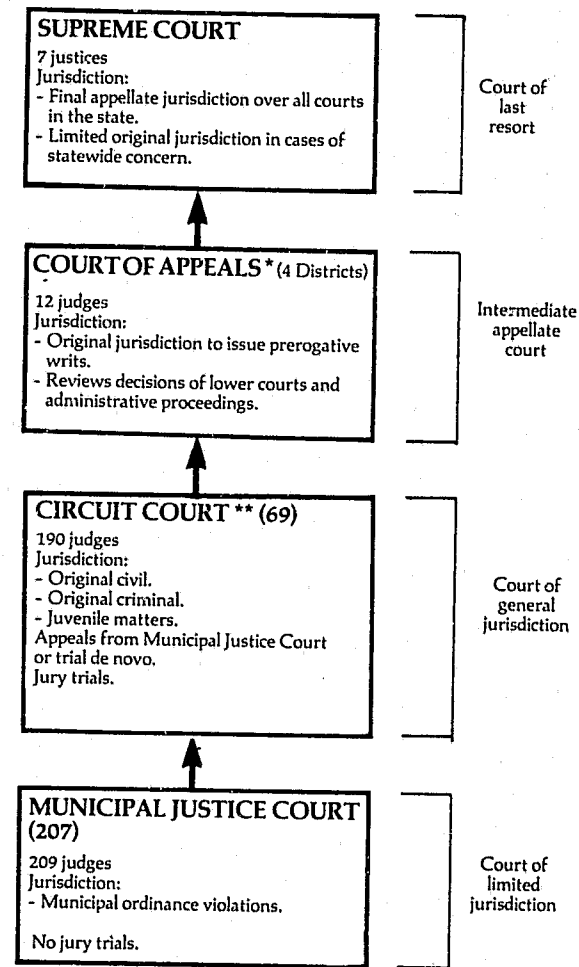
"D.N.R." are cases, primarily traffic violations, occurring in state parks under the jurisdiction of the Department of Natural Resources.

Source: Unpublished data provided by the administrative office of the courts. Statistics are from the unpublished data except that totals have been computed where necessary.

WEST VIRGINIA MUNICIPAL COURT  
 Court of limited jurisdiction  
 54 courts, 54 judges  
 January 1, 1979 to December 31, 1979

There were no data available for cases handled in the Municipal Court for 1979.

WISCONSIN COURT SYSTEM, 1979



↑ indicates route of appeal.

\*The Court of Appeals was established by Wisconsin Statutes, Chapter 187, (1977) and began hearing cases on August 1, 1978.  
 \*\*The County Court was abolished on August 1, 1978 and its jurisdiction was added to the Circuit Court.

WISCONSIN SUPREME COURT  
 Court of last resort  
 7 justices  
 January 1, 1979 to December 31, 1979

	Beginning pending	Filed	Disposed	End pending
<b>Cases:</b>				
<b>Appeals<sup>j</sup>:</b>				
Total appeals .....	N/A	548	449	108
<b>Other cases:</b>				
<b>Original proceedings:</b>				
<b>Original jurisdiction:</b>				
Habeas corpus, mandamus, prohibition, certiorari .....	5	28	29	4
Miscellaneous .....	N/A	39	N/A	N/A
Original actions .....	0	6	6	0
Total .....	5 <sup>i</sup>	73	35 <sup>i</sup>	4 <sup>i</sup>
<b>Disciplinary</b> .....	0	15	15	0
Total .....	5 <sup>i</sup>	88	50 <sup>i</sup>	4 <sup>i</sup>
Total other cases .....	5 <sup>i</sup>	88	50 <sup>i</sup>	4 <sup>i</sup>
<b>Total cases</b> .....	5 <sup>i</sup>	636	499 <sup>i</sup>	112 <sup>i</sup>
<b>Other proceedings:</b>				
<b>Rehearing requests:</b>				
Motion for reconsideration .....	7	47	52	2
<b>Other matters:</b>				
Motions .....	41	47	76	12
Foreign bar admissions, bar exam, and diploma .....	--	N/A	675	--
Total .....	41	47 <sup>i</sup>	751	12
<b>Total other proceedings</b> .....	48	94 <sup>i</sup>	803	14

Boldface headings indicate the classifications used by the CSIM project.  
 N/A = This case type is handled by the court, but the data are unavailable.  
 -- = Not applicable.

<sup>f</sup>Beginning pending figure for the 1979 court year does not equal the end pending figure for the 1978 court year: Between 1978 and 1979, the court changed its reporting period from the fiscal year to the calendar year and also made some changes in its jurisdiction. As a result the numbers are not the same.  
<sup>i</sup>Data are not complete:  
 Beginning pending total cases figure does not include the number of appeals pending at the beginning of the court year.  
 Total original jurisdiction, original proceedings, total other cases, and total cases pending and disposition data do not include miscellaneous cases.  
 Total other matters and total other proceedings filed do not include foreign bar admissions, bar exam, and diploma matters.  
<sup>j</sup>Explanation of data included in the category:  
 The Supreme Court hears cases described as "review, bypass, and certification." It can review decisions of the Court of Appeals, hear cases on bypass of the Court of Appeals (on litigant's petition), or hear a case on certification from the Court of Appeals. To correspond with data reported from other states in this report, these cases are classified as appeals on this profile.

Source: Figures were supplied by the Director of State Courts Office during data verification.

**WISCONSIN COURT OF APPEALS<sup>a</sup>**  
 Intermediate appellate court  
 3 districts, 12 judges  
 January 1, 1979 to December 31, 1979

	Beginning pending	Filed	Disposed	End pending
<b>Cases:</b>				
<b>Appeals<sup>j</sup>:</b>				
Civil .....	626	1,459 <sup>j</sup>	1,270 <sup>j</sup>	8199
Criminal .....	173	414 <sup>j</sup>	377 <sup>j</sup>	2129
Total appeals .....	799	1,873 <sup>j</sup>	1,647 <sup>j</sup>	1,0319
<b>Other cases:</b>				
<b>Original proceedings:</b>				
Original jurisdiction .....	10	110	113	149
<b>Requests to appeal:</b>				
Non-final order of judgment .....	N/A	(j)	(j)	0
Total other cases .....	10 <sup>i</sup>	110 <sup>i</sup>	113 <sup>i</sup>	149
<b>Total cases .....</b>	<b>809<sup>i</sup></b>	<b>1,983</b>	<b>1,760</b>	<b>1,0459</b>
<b>Other proceedings:</b>				
<b>Other matters:</b>				
Motions .....	--	N/A	1,913	102
Total other proceedings .....	--	N/A	1,913	102
<b>Manner of disposition</b>				
With opinion .....		867		
Without opinion .....		893		

Boldface headings indicate the classifications used by the CSIM project.  
 N/A = This case type is handled by the court, but the data are unavailable.  
 -- = Not applicable.

<sup>a</sup>Court information:

The Court of Appeals was established by Wisconsin Statutes, Chapter 187 (Laws of 1977) and began hearing cases on August 1, 1978.

<sup>9</sup>Change in pending does not equal the difference between filings and dispositions:  
 Thirteen cases were reinstated during the year. Figures are as given in the unpublished data.

<sup>i</sup>Data are not complete:

No figures are given for the number of request to appeal cases that were pending at the beginning of the year. These cases were not available separately from the number of civil and criminal appeals filed and disposed. They are not included in the number of total other cases pending at the beginning of the year, filed, or disposed.

<sup>j</sup>Explanation of data included in the category:

Figures for request to appeal cases filed and disposed are included in the number of civil and criminal appeals filed and disposed. There were 189 requests to appeal filed and 189 disposed.

Source: Figures were supplied by the administrative office of the courts.

**WISCONSIN CIRCUIT COURT**  
 Court of general jurisdiction  
 69 circuits, 190 judges  
 January 1, 1979 to December 31, 1979

	Beginning pending	Filed	Disposed	End pending
<b>Civil<sup>d</sup>:</b>				
Small claims .....	N/A	58,469 <sup>i</sup>	56,156 <sup>i</sup>	N/A
<b>Domestic relations:</b>				
Marriage dissolution:				
Divorce .....	N/A	23,247	17,384	N/A
Other domestic relations .....	N/A	13,280	11,523	N/A
Total .....	N/A	36,527	28,907	N/A
<b>Estate:</b>				
<b>Probate/wills/intestate:</b>				
Estates .....	N/A	28,923	29,003	N/A
<b>Other estate:</b>				
Other proceedings .....	N/A	13,483	11,921	N/A
Total .....	N/A	42,406	40,924	N/A
Other civil <sup>j</sup> .....	N/A	61,238	48,277	N/A
<b>Total civil .....</b>	<b>N/A</b>	<b>198,640</b>	<b>174,264</b>	<b>N/A</b>
<b>Criminal<sup>d</sup>:</b>				
Felony .....	N/A	13,187	12,352	N/A
Misdemeanor .....	N/A	27,683	23,878	N/A
<b>Other criminal:</b>				
Contested forfeitures .....	N/A	13,567	20,084	N/A
<b>Total criminal .....</b>	<b>N/A</b>	<b>54,437</b>	<b>56,314</b>	<b>N/A</b>
<b>Traffic:</b>				
<b>Other traffic violation:</b>				
Other contested traffic .....	N/A	82,233	68,747	N/A
<b>Total traffic .....</b>	<b>N/A</b>	<b>82,233</b>	<b>68,747</b>	<b>N/A</b>
<b>Juvenile:</b>				
<b>Total juvenile .....</b>	<b>N/A</b>	<b>4,681<sup>i</sup></b>	<b>4,279<sup>i</sup></b>	<b>N/A</b>
<b>Grand total .....</b>	<b>N/A</b>	<b>339,991<sup>i</sup></b>	<b>303,604<sup>i</sup></b>	<b>N/A</b>

**Trial<sup>d</sup>**

	Jury	Non-jury	Total
<b>Civil:</b>			
Small claims .....	23	3,501	3,524
Domestic relations .....	96	9,766	9,862
Other civil <sup>j</sup> .....	1,002	3,195	4,197
Total .....	1,121	16,462	17,583
<b>Criminal:</b>			
Felony .....	522	600	1,122
Misdemeanor .....	276	644	920
Other criminal .....	125	2,212	2,337
Total .....	923	3,456	4,379
Traffic .....	441	7,289	7,730
Juvenile .....	N/A	N/A	N/A
<b>Grand total .....</b>	<b>2,485<sup>i</sup></b>	<b>27,207<sup>i</sup></b>	<b>29,692</b>

Boldface headings indicate the classifications used by the CSIM project.  
 N/A = This case type is handled by the court, but the data are unavailable.

<sup>b</sup>Particular court or reporting system information:

Statistics are collected separately by Milwaukee County, which is not a part of the otherwise statewide information system.

<sup>c</sup>Case definition or unit of count:

A civil case is counted with the filing of a petition or complaint.  
 The criminal case unit of count is the number of informations or indictments.  
 A juvenile disposition is counted with the disposition of a formal petition.  
 A trial is counted when any testimony is taken.

<sup>i</sup>Data are not complete:

Small claims data are reported for all cases in Milwaukee County, but for contested cases only in the rest of the state.  
 Juvenile data were available for Milwaukee County only.  
 Total trial figures do not include trials conducted for juvenile cases.

<sup>j</sup>Explanation of data included in the category:

Cases included in the "other civil" category are torts, real property rights, mental health, appeals, extraordinary writs, and other civil cases for all areas of the state not reported separately on the profile.

Source: Unpublished data supplied by the Director of the State Courts Office.



**WISCONSIN MUNICIPAL JUSTICE COURT<sup>i</sup>**  
 Court of limited jurisdiction  
 207 courts, 209 justices<sup>c</sup>  
 January 1, 1979 to December 31, 1979

	Beginning pending	Filed	Disposed	End pending
<b>Criminal<sup>d</sup>:</b>				
<b>Ordinance violations:</b>				
Civil ordinance violation .....	N/A	N/A	53,376 <sup>i</sup>	N/A
Total criminal <sup>k</sup> .....	N/A	N/A	53,376 <sup>i</sup>	N/A
<b>Traffic:</b>				
Parking .....	N/A	N/A	136,123 <sup>i</sup>	N/A
<b>Other traffic violation:</b>				
Traffic .....	N/A	N/A	107,777 <sup>i</sup>	N/A
Other .....	N/A	N/A	6,718 <sup>i</sup>	N/A
Total .....	N/A	N/A	114,495 <sup>i</sup>	N/A
Total traffic .....	N/A	N/A	250,618 <sup>i</sup>	N/A
Grand total .....	N/A	N/A	303,994 <sup>k</sup>	N/A

Boldface headings indicate the classifications used by the CSIM project.  
 N/A = This case type is handled by the court, but the data are unavailable.

<sup>c</sup>Judge information:  
 One hundred and seventy-seven municipal justices reported statistics for 1979. The municipal justice spends an average of 2 1/2 hours on the bench and another 3 hours on related court work each week.

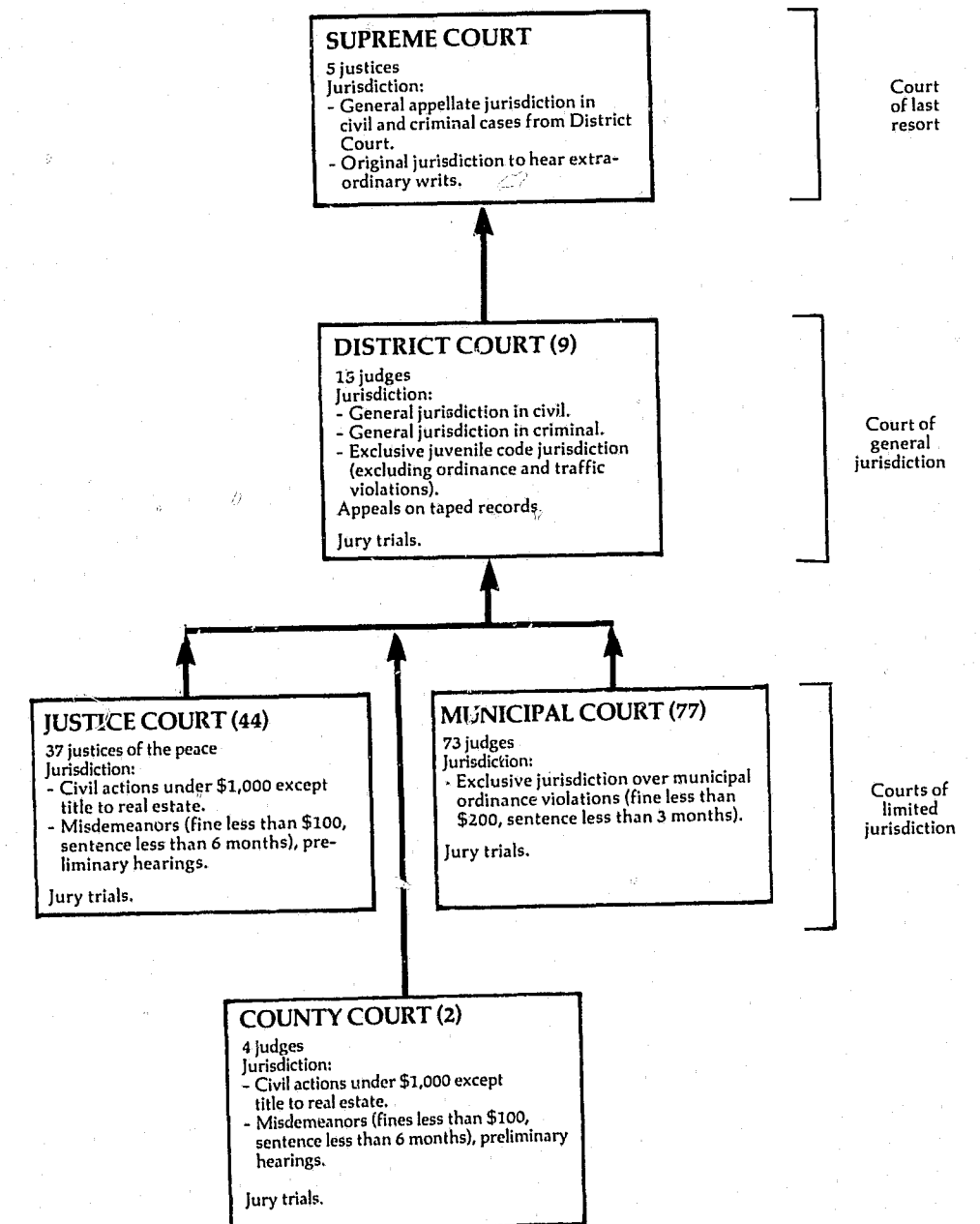
<sup>d</sup>Case definition or unit of court:  
 The criminal case unit of count is the number of complaints.

<sup>i</sup>Data are not complete:  
 Data were reported for 177 of the 209 court locations.

<sup>k</sup>Additional information:  
 In addition to the cases disposed by the court, the court also issued 34,180 warrants.

Source: Data were supplied by the Director of the State Courts Office.

**WYOMING COURT SYSTEM, 1979**



↑ Indicates route of appeal.

WYOMING SUPREME COURT  
Court of last resort  
5 justices  
January 1, 1979 to December 31, 1979

	Beginning pending	Filed	Disposed	End pending
<b>Cases:</b>				
<b>Appeals:</b>				
Civil .....	X	X	X	X
Criminal .....	X	X	X	X
Total appeals .....	X	X	X	X
<b>Other cases:</b>				
Original proceedings .....	X	X	X	X
Total other cases .....	X	X	X	X
<b>Total cases .....</b>	<b>132</b>	<b>177</b>	<b>222</b>	<b>87</b>

Manner of disposition	Time interval data (average months)	Status of pending caseload (12/31/79)
Opinion ..... 158 <sup>m</sup>	Docketing to maturity ..... 3.6	Not matured ..... 37
Order ..... 42 <sup>m</sup>	Maturity to argument ..... 2.2	Matured ..... 4
	Argument to opinion ..... 2.8	Set for argument ..... 26
	Docketing to opinion ..... 2.2	Under advisement ..... 20
<b>Disposition of cases</b>	Cases dismissed by order:	
Dismissed order ..... 46	Docketing to disposition ..... 2.2	
Original proceedings denied .. 11	Original proceedings denied by order:	
	Docketing to disposition ..... 1.3	

Boldface headings indicate the classifications used by the CSIM project.  
X = The data for this case type are known to be included in the total but were not available by category.

<sup>m</sup>Information on disposition type or trial data:  
The 158 opinions closed 165 cases. The 42 orders closed 46 cases.

Source: Unpublished data supplied by the Court Coordinator and the Clerk of the Supreme Court.

WYOMING DISTRICT COURT  
Court of general jurisdiction  
9 districts, 15 judges  
January 1, 1979 to December 31, 1979

	Beginning pending <sup>i</sup>	Filed	Disposed <sup>i</sup>	End pending <sup>i</sup>
<b>Civil<sup>d</sup>:</b>				
<b>Estate:</b>				
Probate/wills/intestate:	N/A	2,190	N/A	N/A
Probate .....				
Other civil .....	4,044	10,069	9,573	4,541
Total civil .....	4,044 <sup>i</sup>	12,259	9,573 <sup>i</sup>	4,541 <sup>i</sup>
<b>Criminal<sup>d</sup>:</b>				
<b>Felony:</b>				
Criminal .....	664	1,613	1,573	697
Total criminal .....	664	1,613	1,573	697
<b>Juvenile:</b>				
Total juvenile .....	N/A	1,022	N/A	N/A
<b>Grand total .....</b>	<b>4,108<sup>i</sup></b>	<b>14,894</b>	<b>11,146<sup>i</sup></b>	<b>5,238<sup>i</sup></b>

	Trial <sup>d</sup>			Civil dispositions		Criminal dispositions	
	Jury	Non-jury	Total	Default	Other civil	Guilty plea	Dismissal
Civil .....	56	2,724	2,780	3,345		764	410
Criminal .....	71	253	324	3,322			75
Total .....	127	2,977	3,104	126			

Boldface headings indicate the classifications used by the CSIM project.  
N/A = This case type is handled by the court but the data are unavailable.  
X = The data for this case type are known to be included in the total but were not available by category.

<sup>d</sup>Case definition or unit of count:  
A civil case is counted with the filing of a petition or complaint.  
The criminal case unit of count is the number of informations, indictments, or complaints.  
The trial definition is not consistent statewide.

<sup>i</sup>Data are not complete:  
Total civil pending and disposed figures do not include any estate data.  
Grand total pending and disposed cases do not include any estate or juvenile data.

Source: Judicial Planning Committee of Wyoming, Wyoming Courts (Cheyenne, Wyoming: January/February, 1980) vol. 2, no. 1. and unpublished data supplied by the Office of the Court Coordinator. Statistics are from the newsletter and unpublished data except that totals have been computed where necessary.

**WYOMING COUNTY COURT AND JUSTICE OF THE PEACE COURT<sup>1</sup>**  
 Court of limited jurisdiction  
 2 courts, 4 judges; 44 courts, 37 justices of the peace  
 January 1, 1979 to December 31, 1979

	Beginning pending	Filed	Disposed	End pending
<b>Civil<sup>d</sup>:</b>				
Total civil .....	N/A	N/A	5,601 <sup>i</sup>	N/A
<b>Criminal<sup>d</sup>:</b>				
Preliminary hearing .....	N/A	N/A	866 <sup>i</sup>	N/A
Other criminal:				
Criminal .....	N/A	N/A	64,486 <sup>i</sup>	N/A
Total criminal .....	N/A	N/A	66,218 <sup>i</sup>	N/A
Grand Total .....	N/A	N/A	71,819 <sup>i</sup>	N/A

Boldface headings indicate the classifications used by the CSIM project.  
 N/A = This case type is handled by the court but the data are unavailable.  
 X = The data for this case type are known to be included in the total but were not available by category.

<sup>d</sup>Case definition or unit of count:  
 A civil case is counted with the filing of a petition or complaint.  
 The criminal case unit of count is the number of informations, indictments, or complaints.

<sup>i</sup>Data are not complete:  
 No data were reported by one County Court or 22 Justice of the Peace Courts.

Source: Gayle R. Stewart, Assistant Court Coordinator, Wyoming Minor Court System Review (Cheyenne, Wyoming: July, 1980). Statistics are from this report except that totals have been computed where necessary.

**WYOMING MUNICIPAL COURT<sup>1</sup>**  
 Court of limited jurisdiction  
 77 courts, 73 judges  
 January 1, 1979 to December 31, 1979

	Beginning pending	Filed	Disposed	End pending
<b>Criminal<sup>d</sup>:</b>				
Misdemeanor .....	N/A	N/A	X	N/A
Total criminal .....	N/A	N/A	X	N/A
<b>Traffic:</b>				
Total traffic .....	N/A	N/A	X	N/A
Grand Total .....	N/A	N/A	43,049 <sup>i</sup>	N/A

Boldface headings indicate the classifications used by the CSIM project.  
 N/A = This case type is handled by the court but the data are unavailable.  
 X = The data for this case type are known to be included in the total but were not available by category.

<sup>d</sup>Case definition or unit of count:  
 The criminal case unit of count is the number of informations, indictments, or complaints.

<sup>i</sup>Data are not complete:  
 No data were reported by 33 of the 77 court locations.

Source: Gayle R. Stewart, Assistant Court Coordinator, Wyoming Minor Court System Review (Cheyenne, Wyoming: July, 1980). Statistics are from this report except that totals have been computed where necessary.

**Appendices**

## Appendix A: Technical discussion of estimation procedures

### A. Calculation of Missing and Incomplete Data

Least squares regression was used to estimate the total volume of filings and dispositions in trial and appellate courts for 1979. The procedure followed is similar to the one that was used to estimate the national totals for the 1978 edition of the Annual Report. The same or a reduced number of independent variables in each regression equation were used to predict 1979 filings and dispositions as were identified by the extended study conducted for the 1976 and 1977 Annual Reports. The coefficients of each regression equation were estimated, using all complete state-level caseload data. Unlike the 1978 Report, Puerto Rico and Guam were included in the estimation procedure.

The criterion used to identify which variables best predicted the caseload figures was the coefficient of determination ( $R^2$ ) which tells what percent of the variation in the variable being predicted (i.e., the dependent variable), is explained by variation in the independent variable. The coefficient of determination can have any value between 0% and 100%. The combination of independent variables and variable transformations that produced the highest  $R^2$  for each dependent variable was used in the estimating equation. The equations that were developed to estimate the 1979 national totals are discussed below.

#### Appellate Courts

Courts of last resort:

- (1) Filings =  $-53.98 + 1.10$  (1979 court of last resort dispositions)
- (2) Dispositions =  $62 + .90$  (1979 actual or estimated court of last resort filings)

The number of missing data points that it was necessary to estimate with this pair of equations was small. Complete filing data were supplied by 48 of the 52 possible states and dispositions were given for 46. Only four states were unable to supply complete data for both filings and dispositions.

In previous years, appellate filings were found to be closely related to population figures. The coefficient of determination between estimates of 1976 population and filings in the court of last resort in 1976 was 81%; in 1977 it dropped to 54%; but for 1978 it dropped even lower, to 35%. This

unacceptably low value continued in 1979, with an  $R^2$  of 56%. Therefore, as in 1978, we looked for another variable to predict current year appellate filings. Judicial expenditures and numbers of appellate judges also yielded low  $R^2$ s of 44% and 52% respectively. Although a multiple regression using these three independent variables improved the  $R^2$  to 76%, current year appellate filings were found to be closely related to appellate dispositions for the current year. Using 1979 dispositions in courts of last resort to predict 1979 filings, we calculated an  $R^2$  value of 99%. When 1979 dispositions were unavailable, 1978 actual or estimated dispositions were used. The new predictive equation for filings in courts of last resort is given as equation (1) and was used to estimate filing figures for the four states that provided incomplete data. Dispositions were estimated from current year filing figures. For those states with incomplete filing data, the estimate of the filing figure from equation (1) was used as the independent variable in equation (2).

Intermediate Appellate Courts:

- (3) Filings =  $56.3 + 1.01$  (1979 intermediate appellate court dispositions)
- (4) Dispositions =  $-8.6 + .97$  (1979 intermediate appellate court actual or estimated filings)

As was the case with the court of last resort, almost all states reported complete data for filings and dispositions in their intermediate appellate courts. The previously described method used to estimate the filing and disposition volume for courts of last resort was used here. Of the 30 states with intermediate appellate courts in 1979, only two did not report complete filing data and three did not report complete disposition data. Population, judicial expenditures and the number of intermediate appellate court judges were not sufficiently powerful explanations to justify inclusion in an estimating equation with  $R^2$ s of 65%, 71% and 59% respectively. Current year dispositions were found to be good predictors of current year filings ( $R^2$  value of 98%) for intermediate appellate courts. The new predictive equation (3) was calculated using data from 27 states. Dispositions were estimated in the same way as they were for the courts of last resort using equation (4).

Estimates for those states who failed to provide complete filing or disposition data can be found in Table A.

TABLE A:  
Estimates of filings and dispositions in courts of last resort and intermediate appellate courts in 1979, by state.

State	Court(s) of last resort		Intermediate appellate courts	
	Filed	Disposed	Filed	Disposed
Alabama.....			1,359 <sup>a</sup>	1,310 <sup>a</sup>
Massachusetts.....	1,377	1,302		
Minnesota.....	700	692	--	--
Nebraska.....	651	648		
New York.....	3,561	3,268	11,253 <sup>a</sup>	10,907 <sup>a</sup>
Pennsylvania.....		1,728		6,716 <sup>a</sup>
Wisconsin.....		635		

-- = Not applicable. These states do not have an intermediate appellate court.

Note: These were the only courts where estimates of complete data were required. Blank spaces indicate complete data reported by the state.

<sup>a</sup>Data for the two intermediate appellate courts in Alabama, New York, and Pennsylvania were added together before they were analyzed.

**TABLE B:**  
Estimates of filings and dispositions of civil, criminal, traffic, and juvenile cases in trial courts in 1979, by state.

State	Civil		Criminal		Traffic		Juvenile	
	Filed	Disposed	Filed	Disposed	Filed	Disposed	Filed	Disposed
Alabama	175,434	164,624	180,825	169,100	--	--	--	--
Alaska	--	--	--	16,829	--	85,264	--	--
Arizona	125,760	116,440	--	--	--	--	23,430	22,652
Arkansas	82,190	74,177	100,985	93,965	156,669	148,570	--	11,244
California	1,538,614	1,486,909	1,148,187	1,078,420	--	--	208,440	203,962
Colorado	--	--	--	--	378,878	366,335	--	--
Connecticut	--	183,573	--	--	--	--	--	--
Delaware	17,349	11,282	17,652	15,717	98,632	91,694	--	7,706
Georgia	234,051	221,482	256,773	240,491	481,414	466,821	4,598	4,197
Indiana	226,618	214,272	260,965	244,431	--	--	--	--
*Kansas	--	95,346	104,877	97,709	227,426	217,912	--	29,199
Louisiana	225,409	213,100	195,298	182,704	--	--	--	39,862
Maine	51,734	44,635	--	--	--	--	--	--
Maryland	382,648	365,622	--	119,218	--	--	--	--
*Massachusetts	--	464,150	--	252,239	--	3,236,493	--	47,491
Michigan	628,417	604,017	449,287	421,454	1,499,825	1,464,863	85,505	83,486
Minnesota	259,069	245,750	189,258	177,028	450,781	436,800	28,445	27,567
Mississippi	109,686	100,848	112,911	105,261	184,685	170,026	11,261	10,727
Missouri	--	--	231,723	216,944	--	--	--	--
Montana	29,012	22,595	27,133	24,629	90,983	84,199	--	--
Nebraska	64,001	56,534	65,806	60,981	--	--	--	4,570
Nevada	32,033	25,525	25,936	23,503	149,143	141,195	10,675	10,153
*New Hampshire	--	61,539	--	39,784	--	163,577	--	6,539
New Jersey	487,374	467,206	--	--	--	--	--	--
New Mexico	61,100	53,720	51,684	47,707	--	68,341	--	--
New York	1,720,629	1,663,463	867,699	814,761	4,168,713	4,080,374	283,528	277,548
North Dakota	22,727	16,498	20,297	18,203	134,909	--	--	--
Ohio	--	--	526,632	494,158	1,158,719	1,130,579	--	--
Oklahoma	136,517	--	135,965	126,931	--	--	--	--
Oregon	149,570	139,536	116,404	108,544	327,549	316,033	--	14,947
Pennsylvania	--	--	580,275	--	1,899,394	--	--	--
Rhode Island	63,578	56,124	35,516	32,509	151,800	143,800	--	7,685
South Carolina	128,721	119,312	141,803	132,419	--	433,816	3,587	3,206
*South Dakota	--	23,905	22,143	19,939	--	--	--	4,934
Tennessee	278,164	264,272	213,959	200,245	386,649	373,951	5,021	4,612
Texas	600,015	576,468	680,723	639,004	1,433,607	1,399,970	--	--
Utah	54,876	47,683	58,420	54,039	164,562	156,306	--	24,697
Vermont	--	--	13,011	11,355	--	--	--	--
*Washington	--	195,024	--	135,510	475,607	461,130	--	--
West Virginia	--	--	84,518	78,571	153,887	145,845	--	--
Wisconsin	--	--	210,615	197,102	594,217	577,367	29,443	28,545
Wyoming	12,212	6,297	9,319	7,884	81,045	74,459	5,088	4,677

Note: Figures in this table are estimates. The District of Columbia, Florida, Hawaii, Idaho, Illinois, Iowa, Kentucky, North Carolina and Virginia were excluded from this table because they had complete data for all four of the major categories.

-- = Represents complete reported data.

**Trial Courts**

Data for trial courts were estimated by case category: civil, criminal, traffic, and juvenile. Far fewer states reported complete trial data than for appellate data. As a result, the estimates of the national totals of cases filed and disposed in trial courts are less accurate than those given for appellate courts.

**Civil:**

(5) Filings =  $-23,683 + 60.43$  (total state expenditures)

(6) Dispositions =  $-5,547 + .97$  (trial court civil filings)

Equation (5) is based on data from 24 states, while equation (6) is based on data from only 19. The R<sup>2</sup> for equations 5 and 6 were 88% and 99% respectively.

The estimates of the volume of civil filings and dispositions in trial courts in all states are given in Table B.

**Criminal:**

(7) Filings =  $-12,238 + 49.9$  (total state population)

(8) Dispositions =  $-876 + .94$  (trial court criminal filings)

Equation (7) was based on data from 21 states, while equation (8) was based on data from 16 states. The R<sup>2</sup> were 86% and 99% respectively.

The estimates of criminal filings and dispositions for all states are given in Table B.

**Traffic:**

(9) Filings =  $22,762 + 40.9$  (number of sworn police personnel)

(10) Dispositions =  $-4,965 + .98$  (1979 trial court traffic filings)

The procedure used to estimate the number of traffic cases filed and disposed during 1979 represents a radical departure from that used in previous years. A few states include parking cases as a part of their traffic caseload; most do not. In order to prevent those few states that include parking cases from inflating the estimates for states that do not include parking cases in their caseload, states reporting traffic data which include parking cases that were eliminated from the data were California, Hawaii, Illinois, Massachusetts and New Jersey. Equation (9) was estimated with complete traffic filing data (minus parking cases) from 22 states, while equation (10) was estimated with complete dispositions minus parking cases from 21. The R<sup>2</sup> for equations (9) and (10) were 44% and 99% respectively. Several states had disposition data but no filing data, and the following equation was used to estimate filings for those states:

Filings =  $6,682 + 1.01$  (1979 dispositions).

This equation had an R<sup>2</sup> of 99%.

**Juvenile:**

(11) Filings =  $2,124 + .58$  (1979 judicial expenditures)

(12) Dispositions =  $-309 + .98$  (1979 trial court juvenile filings)

Complete juvenile data were reported by more states than were data for any other category of

trial court cases. Filing estimates were based on data from 39 states; disposition estimates were based on data from 29. However, the R<sup>2</sup> value (i.e., 38%) for measuring the adequacy of the estimation equation was lower for juvenile filings than it was for any of the other equations. This is probably a reflection of the different way each state counts juvenile cases. Although the R<sup>2</sup> was so low that very little confidence can be afforded estimates based on equation (11), it was the highest R<sup>2</sup> available for inclusion in the equation. Although the R<sup>2</sup> for equation (12) was very high (i.e., 99%) the estimates resulting from equation (12) were based upon juvenile filings yielded by the poor estimates of equation (11).

**B. Calculation of the Estimates of National Totals**

For each of the twelve categories of data represented above by an estimation equation, an estimate of the national total volume was calculated. Actual figures or estimates for all 50 states, the District of Columbia, Guam and Puerto Rico were added together to estimate the national totals. Finally, the estimates of total filings were added together by level of court to produce estimates of the total number of cases filed in all appellate courts and in all trial courts. Total dispositions for appellate and trial courts were produced in a similar manner. The estimates of caseload volume for appellate courts is given in Table 1 and for trial courts in Table 14 in Part I of this volume.

The estimates reported in Tables 1 and 14 should be considered as "ballpark" estimates of the actual data.

## Appendix B: Sources of 1979 state court caseload statistics

STATE	COURTS OF LAST RESORT	INTERMEDIATE APPELLATE COURTS	GENERAL JURISDICTION COURTS	LIMITED JURISDICTION COURTS
Alabama .....	Annual Report, 1978-79 (The Administrative Director of the Courts)	Annual Report, 1978-79 (The Administrative Director of the Courts) and unpublished data provided by the clerk of the Court of Civil Appeals and the Court of Criminal Appeals	Annual Report, 1978-79 (The Administrative Director of the Courts)	Annual Report, 1978-79 (The Administrative Director of the Courts)
Alaska .....	Alaska Court System, 1979 Annual Report (Administrative Director of the Courts) and memo from clerk to justices of Supreme Court entitled "Annual Statistical Report 1979"	--	Alaska Court System, 1979 Annual Report (Administrative Director of the Courts)	Alaska Court System, 1979 Annual Report (Administrative Director of the Courts)
Arizona .....	The Arizona Courts, 1979 Judicial Report (Arizona Supreme Court)	The Arizona Courts, 1979 Judicial Report (Arizona Supreme Court)	The Arizona Courts, 1979 Judicial Report (Arizona Supreme Court)	The Arizona Courts, 1979 Judicial Report (Arizona Supreme Court) and unpublished data provided by the Administrative Director of the Courts
Arkansas ....	Fifteenth Annual Report, 1979 Judicial Statistics (Executive Secretary, Judicial Department)	Fifteenth Annual Report, 1979 Judicial Statistics (Executive Secretary, Judicial Department)	Fifteenth Annual Report, 1979 Judicial Statistics (Executive Secretary, Judicial Department)	Fifteenth Annual Report, 1979 Judicial Statistics (Executive Secretary, Judicial Department)
California ..	1980 Annual Report of the Administrative Office of the California Courts (Judicial Council of California)	1980 Annual Report of the Administrative Office of the California Courts (Judicial Council of California)	1980 Annual Report of the Administrative Office of the California Courts (Judicial Council of California)	1980 Annual Report of the Administrative Office of the California Courts (Judicial Council of California) and unpublished data provided by the Administrative Office of the Courts
Colorado ....	Annual Statistical Report of the Colorado Judiciary 1978-79 (Office of the State Court Administrator)	Annual Statistical Report of the Colorado Judiciary 1978-79 (Office of the State Court Administrator)	Annual Statistical Report of the Colorado Judiciary, 1978-79 (Office of the State Court Administrator)	Annual Statistical Report of the Colorado Judiciary, 1978-79 (Office of the State Court Administrator)
Connecticut .	Report of the Judicial Department, State of Connecticut July 1, 1978 to June 30, 1980 (Chief Justice and Chief Court Administrator, Judicial Department)	Report of the Judicial Department, State of Connecticut July 1, 1978 to June 30, 1980 (Chief Justice and Chief Court Administrator, Judicial Department)	Report of the Judicial Department, State of Connecticut July 1, 1978 to June 30, 1980 (Chief Justice and Chief Court Administrator, Judicial Department) and Court Unification: The First 365 Days (Office of Chief Court Administrator, Judicial Department)	Report of the Judicial Department, State of Connecticut July 1, 1978 to June 30, 1980 (Chief Justice and Chief Court Administrator, Judicial Department)
Delaware ....	1979 Annual Report of the Delaware Judiciary (Director, Administrative Office of the Courts)	--	1979 Annual Report of the Delaware Judiciary (Director, Administrative Office of the Courts)	1979 Annual Report of the Delaware Judiciary (Director, Administrative Office of the Courts)
District of Columbia ....	1979 Annual Report (Joint Committee on Judicial Administration in the District of Columbia and Executive Officer)	--	1979 Annual Report (Joint Committee on Judicial Administration in the District of Columbia and Executive Officer)	--
Florida .....	Florida Judicial System Statistical Report 1979 (Office of State Courts Administrator)	Florida Judicial System Statistical Report 1979 (Office of State Courts Administrator)	Florida Judicial System Statistical Report 1979 (Office of State Courts Administrator)	Florida Judicial System Statistical Report 1979 (Office of State Courts Administrator)
Georgia .....	Sixth Annual Report (Administrative Office of the Courts) and "The Caseload of the Supreme Court of Georgia" (Timothy W. Floyd) (unpublished)	Sixth Annual Report (Administrative Office of the Courts)	Sixth Annual Report (Administrative Office of the Courts)	Sixth Annual Report (Administrative Office of the Courts)
Guam .....	--	--	1980 Annual Report (Superior Court of Guam)	--
Hawaii .....	State of Hawaii: Annual Report 1978-1979 (Administrative Director of the Courts)	--	State of Hawaii: Annual Report 1978-79 (Administrative Director of the Courts)	State of Hawaii: Annual Report 1978-79 (Administrative Director of the Courts)
Idaho .....	The Idaho Courts 1979 Annual Report and Appendix (Administrative Office of the Courts)	--	Idaho Courts 1979 Annual Report (Administrative Office of the Courts)	--
Illinois ....	1979 Annual Report of the Supreme Court of Illinois (Administrative Office of the Illinois Courts)	1979 Annual Report of the Supreme Court of Illinois (Administrative Office of the Illinois Courts)	1979 Annual Report of the Supreme Court of Illinois (Administrative Office of the Illinois Courts)	--

STATE	COURTS OF LAST RESORT	INTERMEDIATE APPELLATE COURTS	GENERAL JURISDICTION COURTS	LIMITED JURISDICTION COURTS
Indiana .....	1979 Indiana Judicial Report (Division of State Court Administration)	1979 Indiana Judicial Report (Division of State Court Administration)	1979 Indiana Judicial Report (Division of State Court Administration)	1979 Indiana Judicial Report (Division of State Court Administration)
Iowa .....	1979 Annual Statistical Reports (Court Administrator of the Judicial Department)	1979 Annual Statistical Report (Court Administrator of the Judicial Department)	1979 Annual Statistical Report, Iowa Judiciary (Court Administrator of the Judicial Department)	--
Kansas .....	Annual Report on the Courts of Kansas, July 1, 1978 through June 30, 1979 (Office of Judicial Administration)	Annual Report on the Courts of Kansas, July 1, 1978 through June 30, 1979 (Office of Judicial Administration)	Annual Report on the Courts of Kansas, July 1, 1978 through June 30, 1979 (Office of Judicial Administration)	Not available
Kentucky ....	Annual Report, 1979-80 (Administrative Office of the Courts)	Annual Report, 1979-80 (Administrative Office of the Courts)	Annual Report 1979-80 (Administrative Office of the Courts)	Annual Report, 1979-80 (Administrative Office of the Courts)
Louisiana ...	Judicial Council Annual Report with 1979 Statistics and Related Data (Judicial Administrator)	Judicial Council Annual Report with 1979 Statistics and Related Data (Judicial Administrator)	Judicial Council Annual Report with 1979 Statistics and Related Data (Judicial Administrator)	Judicial Council Annual Report with 1979 Statistics and Related Data (Judicial Administrator)
Maine .....	Annual Report 1979 (Administrative Office of the Courts)	--	Unpublished data supplied by the Administrative Office of the Courts	Annual Report 1979 (Administrative Office of the Courts) and unpublished data supplied by the Administrative Office of the Courts
Maryland ....	Annual Report 1978-79 (Administrative Office of the Courts)	Annual Report 1978-79 (Administrative Office of the Courts)	Annual Report 1978-79 (Administrative Office of the Courts)	Annual Report 1978-79 (Administrative Office of the Courts)
Massachusetts	Unpublished data supplied by the Supreme Judicial Court	Unpublished data supplied by the Supreme Judicial Court	Annual Report--The Office of the Chief Administrative Justice of the Trial Court, 1979 (Chief Administrative Justice)	--
Michigan ....	Annual Report 1978-79 (State Court Administrator)	Annual Report 1979-80 (State Court Administrator)	Annual Report 1978-79 (State Court Administrator)	Annual Report 1978-79 (State Court Administrator)
Minnesota ...	Not available	--	Unpublished data supplied by the Office of the State Court Administrator	Unpublished data supplied by the Office of the State Court Administrator
Mississippi .	13th and 14th Annual Statistical Reports 1978, 1979 (Executive Assistant, Supreme Court)	--	Not available	Not available
Missouri ....	Judicial Department of Missouri Annual Statistical Report FY1979--System in Transition (Office of the State Courts Administrator)	Judicial Department of Missouri Annual Statistical Report FY1979--System in Transition (Office of the State Courts Administrator)	Judicial Department of Missouri Annual Statistical Report FY1979--System in Transition (Office of the State Courts Administrator)	--
Montana .....	Unpublished data supplied by the State Court Administrator	--	Unpublished data provided by the State Court Administrator	Not available
Nebraska ....	The Courts of Nebraska 1979 (Office of the State Court Administrator) and unpublished data provided by the Clerk of the Supreme Court	--	The Courts of Nebraska 1979 (Office of the State Court Administrator)	The Courts of Nebraska 1979 (Office of the State Court Administrator)
Nevada .....	Unpublished data provided by the Administrative Office of the Courts	--	Unpublished data provided by the Clerk of the 2nd District	Not available
New Hampshire	Eighteenth Biennial Report of the Judicial Council of the State of New Hampshire (Chairman, Judicial Council)	--	Eighteenth Biennial Report of the Judicial Council of the State of New Hampshire (Chairman, Judicial Council)	Eighteenth Biennial Report of the Judicial Council of the State of New Hampshire (Chairman, Judicial Council)
New Jersey ..	Annual Report 1978-79 (Administrative Director of the Courts)	Annual Report 1978-79 (Administrative Director of the Courts)	Annual Report 1978-79 (Administrative Director of the Courts)	Annual Report 1978-79 and Proceedings in the Municipal Courts, Sept 1, 1978 to Aug. 31, 1979 (Administrative Director of the Courts)

-- indicates that the state has no court at this level.

(continued on next page)

## Appendix B: Sources of 1979 state court caseload statistics (continued)

STATE	COURTS OF LAST RESORT	INTERMEDIATE APPELLATE COURTS	GENERAL JURISDICTION COURTS	LIMITED JURISDICTION COURTS
New Mexico ..	Annual Report, 1979 (Judicial Department of the State of New Mexico)	Annual Report, 1979 (Judicial Department of the State of New Mexico)	Annual Report, 1979 (Judicial Department of the State of New Mexico)	Annual Report, 1979 (Judicial Department of the State of New Mexico)
New York ....	Second Annual Report 1980 (Chief Administrator of the Courts)	Second Annual Report 1980 (Chief Administrator of the Courts)	Second Annual Report 1980 (Chief Administrator of the Courts)	Second Annual Report 1980 (Chief Administrator of the Courts)
North Carolina ....	North Carolina Courts 1978-79 (Administrative Office of the Courts)	Unpublished data from Clerk of Court of Appeals	North Carolina Courts 1978-79 (Administrative Office of the Courts)	North Carolina Courts 1978-79 (Administrative Office of the Courts)
North Dakota.	Annual Reports, 1979, 1980 (North Dakota Judicial Council) and unpublished data supplied by the Clerk of the Supreme Court	--	Annual Report, 1979 (North Dakota Judicial Council)	Annual Report, 1979, 1980 (North Dakota Judicial Council)
Ohio .....	Ohio Courts Summary 1979 (Office of the Administrative Director)	Ohio Courts Summary 1979 (Office of the Administrative Director)	Ohio Courts Summary 1979 (Office of the Administrative Director)	Ohio Courts Summary 1979 (Office of the Administrative Director)
Oklahoma ....	Report on the Judiciary 1979 (Administrative Director of the Courts)	Report on the Judiciary 1979 (Administrative Director of the Courts)	Report on the Judiciary 1979 (Administrative Director of the Courts)	Report on the Judiciary 1979 (Administrative Director of the Courts)
Oregon .....	26th Annual Report Relating to Judicial Administration in the Courts of Oregon, 1979 (Office of the State Court Administrator)	26th Annual Report Relating to Judicial Administration in the Courts of Oregon, 1979 (Office of the State Court Administrator)	26th Annual Report Relating to Judicial Administration in the Courts of Oregon, 1979 (Office of the State Court Administrator)	26th Annual Report Relating to Judicial Administration in the Courts of Oregon, 1979 (Office of the State Court Administrator)
Pennsylvania.	1979 Annual Report (Administrative Office of the Pennsylvania Courts)	1979 Annual Report (Administrative Office of the Pennsylvania Courts)	1979 Annual Report (Administrative Office of the Pennsylvania Courts)	1979 Annual Report (Administrative Office of the Pennsylvania Courts)
Puerto Rico..	Annual Report 1978-79 (Office of Court Administration)	--	Annual Report 1978-79 (Office of Court Administration)	Annual Report 1978-79 (Office of Court Administration)
Rhode Island.	Unpublished data provided by the Administrative Office of the Courts	--	Unpublished data provided by the Administrative Office of the Courts	Report on the Judiciary, 1979 (Administrative Office of the Courts)
South Carolina ....	Annual Report 1979 (Judicial Department of South Carolina)	--	Annual Report, 1980 (The Judicial Department of South Carolina)	Annual Report, 1980 (The Judicial Department of South Carolina)
South Dakota.	Benchmark: Biennial Report of the South Dakota Unified Judicial System FY 1978 and 1979 (State Court Administrator's Office) and unpublished data provided by the Clerk of the Supreme Court	--	Benchmark: A Biennial Report of the South Dakota Unified Judicial System, FY 1978 and 1979 (State Court Administrator's Office)	--
Tennessee ...	1979 Annual Report (Executive Secretary, Supreme Court of Tennessee)	1979 Annual Report (Executive Secretary, Supreme Court of Tennessee)	1979 Annual Report (Executive Secretary, Supreme Court of Tennessee)	1979 Annual Report (Executive Secretary, Supreme Court of Tennessee)
Texas .....	51st Annual Report 1979 (Texas Judicial Council)	51st Annual Report 1979 (Texas Judicial Council)	51st Annual Report 1979 (Texas Judicial Council)	51st Annual Report 1979 (Texas Judicial Council)
Utah .....	Annual Report, Utah Courts July 1, 1980 to June 30, 1981 (Utah Judicial Council) and unpublished data supplied by the Clerk of the Supreme Court	--	Annual Report, Utah Courts July 1, 1978-June 30, 1979 (Utah Judicial Council)	Annual Report, Utah Courts July 1, 1978-June 30, 1979 (Utah Judicial Council) and Juvenile Court for the State of Utah, Annual Report, 1979 (Administrative Office of Juvenile Court)
Vermont .....	Judicial Statistics for Year Ending June 30, 1979 (Office of the Court Administrator)	--	Judicial Statistics for Year Ending June 30, 1979 (Office of the Court Administrator)	Judicial Statistics for Year Ending June 30, 1979 (Office of the Court Administrator)
Virginia ....	State of the Judiciary Reports 1978, 1979 (Office of the Executive Secretary, Supreme Court)	--	State of the Judiciary Report 1979 (Office of the Executive Secretary, Supreme Court)	State of the Judiciary Report 1979 (Office of the Executive Secretary, Supreme Court)

STATE	COURTS OF LAST RESORT	INTERMEDIATE APPELLATE COURTS	GENERAL JURISDICTION COURTS	LIMITED JURISDICTION COURTS
Washington ..	22nd, 23rd Annual Reports 1978, 1979 (Office of the Administrator for the Courts)	22nd, 23rd Annual Reports 1978, 1979 (Office of the Administrator for the Courts)	23rd Annual Report 1979 and 1980 Annual Report of the Caseloads and Operations of the Courts of Washington (Office of the Administrator of the Courts)	23rd Annual Report 1979 (Office of the Administrator for the Courts)
West Virginia ....	Unpublished data provided by Administrative Office of the Courts	--	Unpublished data provided by the Administrative Office of the Courts	Unpublished data provided by the Administrative Office of the Courts
Wisconsin ...	Unpublished data provided by the Director of the State Courts Office	Unpublished data provided by the Director of the State Courts Office	Unpublished data provided by the Director of the State Courts Office	Unpublished data provided by the Director of the State Courts Office
Wyoming .....	Unpublished data provided by the Court Coordinator and the Clerk of the Supreme Court	--	Wyoming Minor Court System Review (Gayle R. Stewart, Assistant Court Coordinator)	Wyoming Minor Court System Review (Gayle R. Stewart, Assistant Court Coordinator)

-- indicates that the state has no court at this level.

## Other publications from the Court Statistics and Information Management project.

Available from the National Center for State Courts:

### State Court Caseload Statistics: Annual Report 1976

Caseload information from all appellate and general jurisdiction courts and 118 of the 183 limited jurisdiction courts is presented in state court caseload profiles and compiled in summary tables. 1980, 413 pages, 36 oz., paperback, \$12.50. Available from Subscription Services, National Center for State Courts, 300 Newport Avenue, Williamsburg, VA 23185

### State Court Caseload Statistics: Annual Report 1977

Caseload information from all appellate and general jurisdiction courts, and from all limited jurisdiction courts which reported data for 1977 is presented in this report. 1982, 461 pages, 37 oz., paperback, \$12.50, plus shipping.

### State Court Caseload Statistics: Annual Report 1978

Caseload information from all appellate and general jurisdiction courts and from 118 of the 183 limited jurisdiction courts is presented in this report. 1983, 473 pages, 46 oz., paperback, \$12.50, plus shipping.

### Court Case Management Information Systems Manual

This manual reviews local and statewide case management information requirements and presents sets of model data elements, data collection forms and case management output reports for each level of court. 342 pages, 29 oz., paperback, \$15.00, plus shipping.

### The Business of State Trial Courts

Defining courts business as cases filed, serious cases, and contested cases, this monograph tests six myths about courts, their work and decisions. 1983, 158 pages, 14 oz., paperback, \$10.00, plus shipping.

The following two publications may be ordered from the Court Statistics and Information Management Project, 300 Newport Avenue, Williamsburg, VA 23185:

### State Court Model Annual Report

Suggested formats to be used in preparing state court annual reports. Discusses topics to be considered for inclusion in court reports. 88 pages. Single copies available free of charge.

### Implementing the Model Annual Report

Outlines the steps necessary for developing a new statistical information reporting system or modifying an existing one. Contains forms for diagnosing minimal data needs. 141 pages. A limited number of single copies are available free of charge.

Available from the National Criminal Justice Reference Service, Box 6000, Rockville, MD 20850:

### State Court Model Statistical Dictionary

Contains definitions of terms used to classify and count court caseload. Gives the court statistical usage for each term. 129 pages. Single copies available free of charge.

### State Court Organization, 1980

A reference for information on court management and administration in the 50 states and 5 territories. Contains individual state profiles and summary tables on topics including court organization and jurisdiction; judicial compensation, qualifications, and selection; juries; and the functions of the administrative office of the courts. 537 pages. Single copies available free of charge.

NATIONAL CENTER FOR STATE COURTS  
National Court Statistics Project

USER EVALUATION  
State Court Caseload Statistics: Annual Report, 1979

Dear Reader:

The National Court Statistics Project is interested in your comments and suggestions about this report. We have provided this form for whatever opinions you wish to express about it. Please cut out both of these pages, staple them together, and mail to the preprinted address.

Thank you for your help.

1. For what purpose did you use this report?

2. For that purpose, the report-  Met most of my needs  
 Met some of my needs  Met none of my needs

3. How will this report be useful to you?

Data source  Other (please specify) \_\_\_\_\_  
 Teaching material \_\_\_\_\_  
 Reference for article or report  Will not be useful to me  
 General information (please explain) \_\_\_\_\_  
 Criminal justice program planning \_\_\_\_\_

4. Which parts of the report, if any, were difficult to understand or use?  
How could they be improved?



5. Can you point out specific parts of the text or table notes that are not clear or terms that need to be defined?

6. Are there ways this report could be improved that you have not mentioned?

7. Please suggest other topics you would like to see addressed in future reports using state court caseload data.

8. In what capacity did you use this report?

Researcher       Educator       Student

Criminal justice agency employee

Government other than criminal justice - Specify \_\_\_\_\_

Other - Specify \_\_\_\_\_

9. If you used this report as a governmental employee, please indicate the level of government.

Federal       County       Other - Specify \_\_\_\_\_

State       Municipal \_\_\_\_\_

10. If you used this report as a criminal justice agency employee, please indicate the sector in which you work.

Law enforcement (police)       Corrections

Legal services and prosecution       Parole

Public or private defense services       Criminal justice planning

Courts or court administration       Other criminal justice agency - Specify type \_\_\_\_\_

Probation \_\_\_\_\_

11. If you used this report as a criminal justice employee, please indicate the type of position you hold. Mark all that apply.

Agency or institution administrator       Program or project manager

General program planner/evaluator/analyst       Statistician

Budget planner/evaluator/analyst       Other - Specify \_\_\_\_\_

Operations or management planner/evaluator/analyst \_\_\_\_\_

12. Additional comments

---

---

---

---

---

---

---

---

---

---

Please  
Affix  
Postage

National Court Statistics Project  
National Center for State Courts  
300 Newport Avenue  
Williamsburg, VA 23185

---

(fold here)

---

(fold here)

(Optional)

Name \_\_\_\_\_ Telephone ( ) \_\_\_\_\_

Number and street \_\_\_\_\_

City \_\_\_\_\_ State \_\_\_\_\_ Zip \_\_\_\_\_

**END**