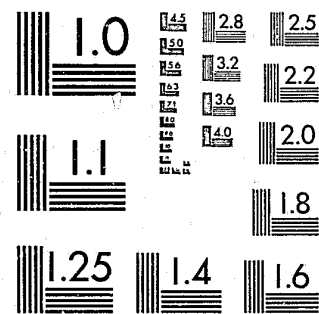


National Criminal Justice Reference Service

ncjrs

This microfiche was produced from documents received for inclusion in the NCJRS data base. Since NCJRS cannot exercise control over the physical condition of the documents submitted, the individual frame quality will vary. The resolution chart on this frame may be used to evaluate the document quality.



MICROCOPY RESOLUTION TEST CHART
NATIONAL BUREAU OF STANDARDS-1963-A

Microfilming procedures used to create this fiche comply with the standards set forth in 41CFR 101-11.504.

Points of view or opinions stated in this document are those of the author(s) and do not represent the official position or policies of the U. S. Department of Justice.

National Institute of Justice
United States Department of Justice
Washington, D. C. 20531

2/8/84



1982



Department of Public Safety Annual Uniform Crime Report

Compiled By
West Virginia Department of Public Safety
Uniform Crime Reporting Section
725 Jefferson Rd.
South Charleston, West Virginia 25309

91361

John D. Rockefeller IV
Governor

John W. O'Rourke
Superintendent

U.S. Department of Justice
National Institute of Justice


This document has been reproduced exactly as received from the person or organization originating it. Points of view or opinions stated in this document are those of the authors and do not necessarily represent the official position or policies of the National Institute of Justice.

Permission to reproduce this copyrighted material has been granted by

West Virginia Department of
Public Safety

to the National Criminal Justice Reference Service (NCJRS).

Further reproduction outside of the NCJRS system requires permission of the copyright owner.



OFFICE OF THE GOVERNOR
John D. Rockefeller IV

91361

In Memoriam

West Virginia has the distinction of having the lowest crime rate in the Nation for 9 years. I applaud the entire law enforcement community and the citizens of West Virginia collectively for the cooperative efforts that have made this distinction a reality. I dedicate this edition of CRIME IN WEST VIRGINIA for 1982 to the many dedicated police officers throughout the State and specifically to those officers and volunteers who paid the supreme sacrifice for the well being of all West Virginians.

George W. Myers Kenova Police Department
Date of Birth - December 17, 1928 Enlisted - October 10, 1965
Length of Service - 17 Years Rank - Captain
Killed - May 15, 1982
Survivors: Edna - Wife
Diana - Daughter Julia - Daughter
Thomas - Son Christina - Granddaughter

Carlen Bill Stone West Virginia State Police
Date of Birth - April 4, 1948 Enlisted - April 3, 1978
Length of Service - 4 Years 8 Months 14 Days Rank - Corporal
Killed - December 16, 1982
Survivors: Michele - Wife
Eric - Son Brian - Son

Carlos W. Dillon West Virginia State Police (Volunteer)
Date of Birth - July 4, 1947 Employed By - Kanawha County
Emergency Ambulance Authority
Length of Service as State Police Flight Paramedic - 4 Months 15 Days
Rank - Flight Paramedic/Medical Coordinator for Flight Paramedics
(Volunteer Service)
Assistant Director/Medical Coordinator of Kanawha County Emergency
Ambulance Authority
Killed - December 16, 1982
Survivors: Jewel Lynn - Wife
Jason - Son Jonathan - Son

May we always remember.

John D. Rockefeller IV



Department of Public Safety
(West Virginia State Police)
South Charleston, West Virginia 25309

John D. Rockefeller IV
Governor

Executive Office
July 1983

Colonel John W. O'Rourke
Superintendent

The Honorable John D. Rockefeller IV
Governor of West Virginia
State Capitol Building
Charleston, West Virginia 25305

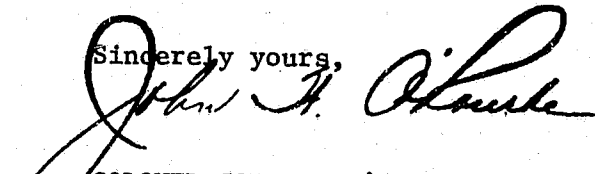
Dear Governor Rockefeller:

I am pleased to submit the eleventh annual report on crime in West Virginia. This report is constructed and delivered in accordance with Chapter 15, Article 2, Section 24 of the Code of West Virginia. The information is based on statistics submitted by law enforcement agencies within West Virginia for the year of 1982 on a monthly basis.

The purpose of this report is to provide reliable data of a comprehensive nature to the criminal justice community. It is the intent of the legislation and our hope that both the graphic and statistical representations of crime factors will be an aid to law enforcement personnel in planning crime prevention activities throughout the entire State of West Virginia.

In accordance with your directive, Governor, I am dedicating this report to all law enforcement officers and other public officials who have participated in and assisted the Uniform Crime Reporting Program in West Virginia. Without the meaningful input and interest of the law enforcement community in West Virginia, this report would not have been possible.

Sincerely yours,


COLONEL JOHN W. O'ROURKE
SUPERINTENDENT

JWO'R:pmc

West Virginia
Department of Public Safety

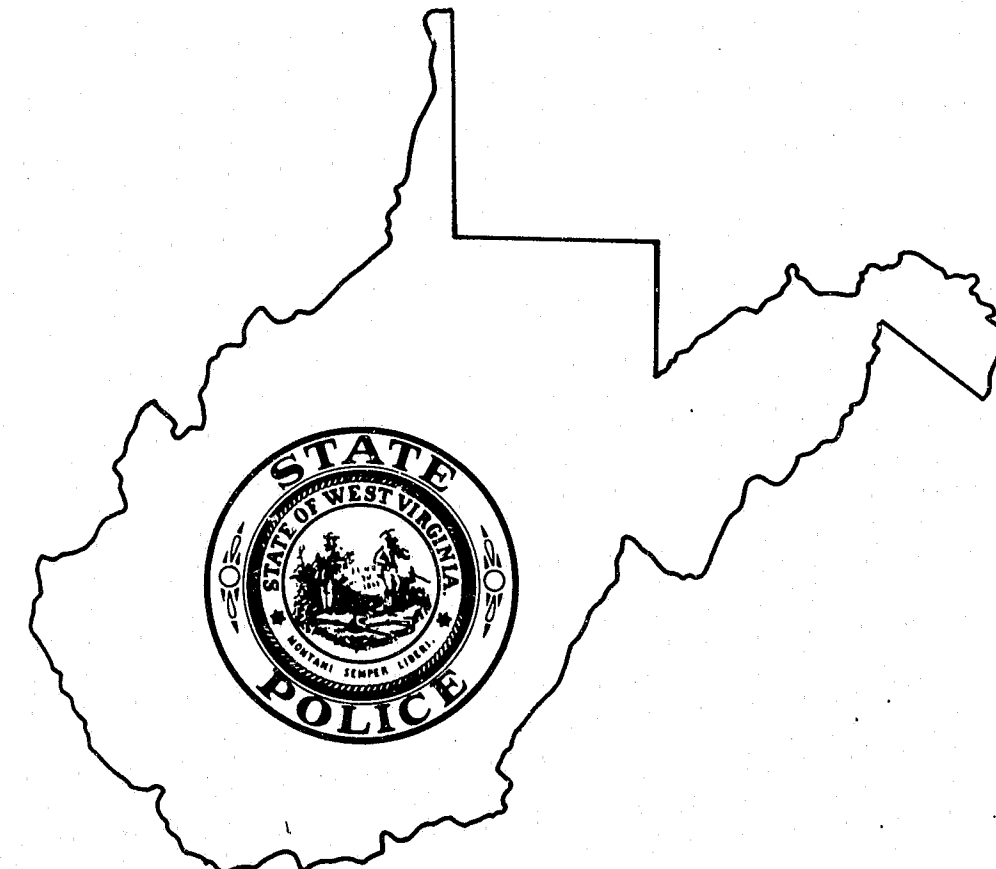
Colonel John W. O'Rourke
Superintendent

Lt. Col. H. C. Beverley
Deputy Superintendent

Lt. Col. W. F. Donohoe
Chief of Staff

Major R. H. Miller
Chief of Field Services

M/Sgt. L. C. Yost, Jr.
Communications Officer



DATA PROCESSING

Shirley Schneider
Director of Data Processing

U.C.R.

Sandie Chaney
UCR Analyst

TABLE OF CONTENTS

| | |
|--|-----|
| Dedication | i |
| Letter of Transmittal | iii |
| West Virginia Department of Public Safety - UCR Unit Members | v |
| Introduction | 1 |
| Classification of Offenses | 4 |
| Profile-State of West Virginia | 10 |
| Crime Factors | 11 |
| Crime Index | 12 |
| Annual Report Synopsis | 16 |
| West Virginia Offense Data | 18 |
| Crime Index Offenses | 19 |
| Criminal Homicide-Murder | 25 |
| Forcible Rape | 29 |
| Robbery | 31 |
| Felonious Assault | 34 |
| Breaking and Entering | 36 |
| Larceny Theft | 39 |
| Motor Vehicle Theft | 42 |
| West Virginia Arrest Data | 45 |
| Violent Crime | 46 |
| Property Crime | 47 |
| Narcotic Drug Law Arrests | 47 |
| Gambling Arrests | 47 |
| Juvenile Disposition Data | 47 |
| Law Enforcement Employee Data | 54 |
| Police Employee Data | 55 |
| Law Enforcement Officers Killed and Assaulted | 56 |
| State, County, Municipal, and DNR Offense Data | 59 |
| Crime Index Report | 61 |
| State, County and Municipal Arrest Data | |
| (Part I Offenses) | 111 |
| (Part II Offenses) | 151 |
| Department of Natural Resources Arrest Data | 193 |
| Arson | 206 |
| Domestic Violence | 209 |
| Contributor Participation Report | 219 |
| Glossary of Terms | 227 |

LIST OF TABLES AND CHARTS

| | |
|--|---------|
| Crime Index by Month | 20 |
| Violent Crime Offenses by Month | 21 |
| Non-Violent Property Offenses by Month | 22 |
| Value of Property Stolen by Type of Offense | 23 |
| West Virginia Crime Index-Five Year Recapitulation | 24 |
| Murders by Month | 26 |
| Murders by and Type of Weapon/Circumstance | 27 |
| Murder Victims-Age, Sex, Race, and Ethnic Origin | 28 |
| Forcible Rape by Month | 30 |
| Robbery by Type of Weapon | 31 |
| Robbery by Month | 32 |
| Robbery-Value of Property Stolen | 33 |
| Felonious Assault by Type of Weapon | 34 |
| Felonious Assaults by Month | 35 |
| Breaking and Entering by Type of Entry | 36 |
| Breaking and Entering by Month | 37 |
| Breaking and Entering-Value of Property Stolen | 38 |
| Larceny-Theft by Month | 40 |
| Larceny-Theft-Value of Property Stolen | 41 |
| Motor Vehicle Theft by Type of Motor Vehicle | 42 |
| Motor Vehicle Theft by Month | 43 |
| Part I and II Arrests by Month | 48 |
| Total Arrests | 49 |
| Total Arrests by Race and Ethnic Origin | 50 |
| Total Arrests by Sex | 51 |
| Total Arrests by Age | 52-53 |
| Law Enforcement Employee Data | 56 |
| Police Officers Assaulted Summary | 57 |
| Analysis of Assaults on Law Enforcement Officers | 58 |
| Crime Index Report | 62-109 |
| Part I Arrests | 112-150 |
| Part II Arrests | 152-191 |
| DNR Arrests - District 1 | 194-195 |
| DNR Arrests - District 2 | 196-197 |
| DNR Arrests - District 3 | 198-199 |
| DNR Arrests - District 4 | 200-201 |
| DNR Arrests - District 5 | 202-203 |
| DNR Arrests - District 6 | 204-205 |
| Arson | |
| Volume and Value of Property Damaged | 208 |
| Domestic Violence - Referrals of Suspected Child Abuse and Neglect | 212 |
| Domestic Violence - Activity by Agency | 213 |
| Domestic Violence - Submitting Agencies with Zero Activity | 216-217 |
| Contributor Participation Report | 219-225 |
| Map of West Virginia | 226 |

INTRODUCTION

The West Virginia Uniform Crime Reporting (UCR) Program is a statewide uniform method of collecting crime statistical data, under the direction of the Uniform Crime Reporting Division, West Virginia Department of Public Safety. Its purpose is two-fold:

1. To provide a consolidated annual report concerning crime in West Virginia, and
2. To report state-wide crime statistics from a single agency to the Federal Bureau of Investigation

National Uniform Crime Reporting Program

The counterpart of all state-wide UCR programs is the National UCR Program under the direction of the Federal Bureau of Investigation. This National program was the result of a need for nation-wide uniform compilation of law enforcement statistics. Uniform Crime Reports were first collected in 1930 after being developed by a committee of the International Association of Chiefs of Police. Today the IACP continues to serve in an advisory capacity to the FBI in its operation of the UCR program.

In the last several years the FBI has been actively assisting individual states in the development of state-wide programs for the collection of law enforcement statistics. Although individual UCR programs may vary from state to state, all state programs must be compatible with the National UCR Program. Presently there are 40 operational state-level UCR Programs. Crime statistics submitted by individual law enforcement agencies from all fifty (50) states, whether reported through state-level UCR programs or directly to the FBI, are presented annually in the FBI's Uniform Crime Reports publication, **Crime in the United States**.

West Virginia Uniform Crime Reporting Program

Taking advantage of the invaluable assistance provided, West Virginia developed its own state-wide program for collection of law enforcement statistics.

Purpose and Objectives

The fundamental objectives of the West Virginia UCR Program are:

1. Inform the Governor, Legislature, other government officials, and the public as to the nature of the crime problem in West Virginia - its magnitude and its trends.
2. Provide the FBI with complete UCR data to be included in the National crime reports.
3. Provide law enforcement administrators with the best possible data available to help combat individual problem areas.
4. Determine who commits crimes by age, sex, race and ethnic origin and by other attributes in order to find the proper focus for crime prevention and enforcement.
5. Provide base data and statistics to measure the workload and effectiveness of West Virginia's Criminal Justice System, to measure the effect of prevention and deterrence programs, and to assist in the assessment of social and other causes of crime for the development of theories on criminal behavior.

Development

The West Virginia Legislature in the Criminal Identification Bureau Act of 1971 established the Uniform Crime Reporting Statute.

Criminal Identification Bureau Act of 1971 Chapter 15, Article 2, Section 24, Sub-Section I

(i) All state, county and municipal law enforcement agencies shall submit to the bureau uniform crime reports setting forth their activities in connection with law enforcement. It shall be the duty of the bureau to adopt and promulgate rules and regulations prescribing the forms, general content, time and manner of submission of such Uniform Crime Reports. Willful or repeated failure by any state, county or municipal law enforcement official to submit the Uniform Crime reports as required in this article shall constitute neglect of duty in public office. The Bureau shall correlate the reports submitted to it and shall compile and submit to the governor and the legislature semi-annual reports based on such reports. A copy of such reports shall be furnished to all prosecuting attorneys and law enforcement agencies.

The responsibility and authority for collection and dissemination of UCR data was given to the West Virginia Department of Public Safety (State Police). This program became operational January 1, 1972.

Reporting Procedure

Under the West Virginia UCR Statute, law enforcement agencies are required to submit specified Uniform Crime Reports. The necessary information for each of the required reports is gathered from each agency's record of complaints, investigations and arrests. Offenses are recorded by the municipality and county in which they occur. Municipal law enforcement agencies report those crimes which occur within the cities, county sheriff's departments and state police report those crimes which occur within the counties but outside of the cities.

Uniform crime reports are submitted on a monthly basis. Law enforcement agencies report the number of offenses known to them in the following Part I crime categories:

- (1) Criminal Homicide
- (2) Forcible Rape
- (3) Robbery
- (4) Felonious Assault
- (5) Breaking and Entering
- (6) Larceny
- (7) Motor Vehicle Theft
- (8) Arson

In addition, law enforcement agencies report on a monthly basis supplemental offense information such as the value of property stolen and recovered, the circumstances surrounding homicides and rapes, the age, sex, race and ethnic origin of all persons arrested, and police disposition of juveniles. Police employee data is collected on an annual basis. Information on Domestic Violence is collected on a monthly basis in accordance with House Bill 802. Summary information on Domestic Violence is included in this year's addition of **Crime in West Virginia**.

Verification Process

An obvious concern in the collection of crime statistics from law enforcement agencies throughout the state is the uniformity and accuracy of data received. All law enforcement agencies are furnished with the Uniform Crime Reporting Handbook which outlines in detail the proper procedures for scoring and classifying offenses. However, program aides such as guides and instructions do not necessarily guarantee the accuracy and correctness of the reports submitted by the agencies. Additional controls therefore are necessary.

Each report received by the UCR Section is recorded, examined and verified for mathematical accuracy and possibly more important for reasonableness. The elimination of duplication of reporting by agencies receives particular attention. Checks are built into the data processing of the reports to further ensure their validity and accuracy. The UCR Program, however, is still affected to some degree by problems such as incorrect reports, incomplete records, misinterpreted data and human error, as are all statistical programs. In addition, it should be pointed out that there is no way of determining the actual total number of crimes which are committed. Many criminal acts occur which are not reported to official sources. It is for this reason the Uniform Crime Reporting Program focuses its attention on the offenses which are reported to law enforcement agencies.

In spite of these and other shortcomings, the Uniform Crime Reporting Program still provides the best information available concerning crime in West Virginia.

Population Data

The computation of crime rates as they appear in this report by municipality, county and state is based on 1982 population data provided by the Federal Bureau of Investigation through the cooperation and assistance of the United States Bureau of Census.

CLASSIFICATION OF OFFENSES

Uniformity in reporting under the West Virginia System is based upon the proper classification of offenses by police.

The adoption of the Federal System of Uniform Crime Reporting included the utilization of the offense classifications of that system. Law enforcement in this state has made accurate application of those classifications in the reports submitted to the West Virginia Uniform Crime Reporting System.

In view of the need for compatibility with the federal system "offenses" under the program are not distinguished by designation of "high misdemeanors," "misdemeanors," or violations of municipal ordinances. The explanations of offense classifications may vary slightly with those employed at the federal level because the language used is that familiar to law enforcement in this state. However, the major categories of offense classification remain the same as those employed on the national level.

Part I Offenses

Offense data consists of information that has been extracted from reports of Part I crimes that have come to the attention of West Virginia law enforcement agencies. In general, Part I crimes are those serious crimes that are usually reported to law enforcement agencies. They consist of the following offenses:

Offense Classifications

(1) Homicide

1a. Murder and Non-Negligent Manslaughter—The unlawful killing of a human being with malice aforethought.

General Rule—Any death due to a fight, argument, quarrel, assaults or commission of a crime.

1b. Manslaughter by Negligence—The unlawful killing of a human being, by another, without malice aforethought.

General Rule—The killing may result from the commission of an unlawful act or from a lawful act performed with gross negligence. Traffic deaths may be classified as such when due to gross negligence of someone rather than the victim.

(2) Forcible Rape

2a. Rape by Force—The carnal knowledge of a female forcibly against her will.

General Rule—Forcible rape of a female but excluding carnal abuse (Statutory Rape) or other sex offenses.

2b. Assault to Rape-Attempts—All assaults and attempts to rape.

(3) Robbery—The felonious and forcible taking of the property of another, against his will, by violence or by putting him in fear. Includes all attempts.

3a. Gun—All robberies and attempted robberies involving the use of any type fire-arms (revolvers, automatic pistols, shotguns, zip guns, rifles, pellet guns, etc.)

3b. Knife or Cutting Instrument—All robberies and attempted robberies involving the use of cutting or stabbing objects (knife, razor, hatchet, axe, cleaver, scissors, glass, broken bottle, dagger, ice pick, etc.)

3c. Other Dangerous Weapons—All robberies or attempted robberies when any other object or thing is used as a weapon. (This includes clubs, bricks, jack handles, bottles, explosives, acid, etc.)

3d. Strong Arm-Hands, Fists, Feet, Etc.—All Robberies which includes muggings and similar offenses where no weapon is used, but strong arm tactics are employed to deprive the victim of his property. This is limited to hands, arms, fists, feet, etc. As in armed robbery, include all attempts.

(4) Assaults—An assault is an attempt or offer, with unlawful force or violence, to do physical injury to another.

General Rule—All assaults will be classified in the following categories, excluding assaults with intent to rob or rape.

4a. Gun—All assaults and attempted assaults involving the use of any type of firearms. (Revolvers, automatic pistols, shotguns, zip guns, pellet guns, etc.)

4b. Knife or Cutting Instrument—All assaults and attempted assaults, involving the use of cutting or stabbing objects (knife, razor, hatchet, axe, cleaver, scissors, glass, broken bottle, dagger, ice pick, etc.).

4c. Other Dangerous Weapon—All assaults or attempted assaults when any other object or thing is used as a weapon. (Clubs, bricks, pick handles, bottles, acid, explosives, lye, poison, scalding water and cases of attempted drowning, burning, etc.).

4d. Hands, Fists, Feet, Etc.-Felonious—Assaults which are of a felonious nature when hands, fists, feet, etc., are used. To be classified as felonious assault, the attack must result in serious personal injury.

4e. Other Assaults-Not Felonious—All offenses of simple assault and assault and battery.

(5) Breaking and Entering—Unlawful entry or attempted forcible entry of any structure to commit a felony or larceny.

General Rule—Any unlawful entry or attempted forcible entry of any dwelling house, attached structure, public building, shop, office, factory, storehouse, apartment, house trailer, warehouse, mill, barn, other building, houseboat, or railroad car.

NOTE: For Uniform Crime Reporting purposes, breaking and entering and larceny are classified only as breaking and entering, the larceny is excluded. Breaking and Entering of a motor vehicle is classified as larceny.

5a. Forcible Entry—All offenses where force of any kind is used to enter unlawfully a locked structure, with intent to steal or commit a felony. This includes entry by use of a master key, celluloid, or other device that leaves no outward mark but is used to open a lock. Concealment inside a building, followed by the breaking out of the structure is also included.

5b. Unlawful Entry-No Force—Any unlawful entry without any evidence of forcible entry.

5c. Attempted Forcible Entry—When determined that forcible entry has been attempted.

- (6) Larceny Theft (Except Auto Theft)—The unlawful taking of the property of another with intent to deprive him of ownership.

General Rule—All larcenies and thefts resulting from pocket-picking, purse snatching, shoplifting, larceny from auto, larcenies of auto parts and accessories, theft of bicycles, larcenies from buildings, and from coin operated machines. Any theft that is not a robbery or the result of breaking and entering is included. Embezzlement, larceny by bailee, fraud or bad check cases are excluded.

- (7) Motor Vehicle Theft—The larceny or attempted larceny of a motor vehicle.

General Rule—Thefts and attempted thefts of a motor vehicle. This includes all vehicles which can be registered as a motor vehicle in this state. Excludes where there is a lawful access to the vehicle, such as a family situation or unauthorized use by others with lawful access to the vehicle. (Chauffeur, employees, etc.).

- (8) Arson—Include all arrests for violation of State Laws and Municipal Ordinances relating to arson and attempted arson.

General Rule: Any willful or malicious burning or attempt to burn, with or without intent to defraud, a dwelling house, public building, motor vehicle or aircraft, personal property of another, etc. Only fires determined through investigation to have been willfully or maliciously set are to be classified as arsons. Attempts to burn should be included, but fires of suspicious or unknown origins should not be reported.

The hierarchy rule will not apply to the offense of Arson. Any other Crime Index Offense occurring in conjunction with an arson will be reported.

Part II Offenses

Part II Offenses are made up of all other crimes not classified as Part I crimes. Information on Part II offenses is only reported when an arrest has been made. Part II crimes for UCR purposes are as follows:

- (9) Other Assaults—This class is comprised of all assaults and attempted assaults which are simple or minor in nature. These "Other Assaults" are also scored on Return A under item 4e as an Offense Known to Police. However, for the purpose of this return, arrests for this offense are scored in this class.

- (10) Forgery and Counterfeiting—In this class all offenses dealing with the making, altering, uttering or possessing, with intent to defraud, anything false in the semblance of that which is true.

Include: Altering or forging public or other records. Making, altering, forging, or counterfeiting bills, notes, drafts, tickets, checks, credit cards, etc.

Counterfeiting coins, plates, bank notes, checks, etc.

Possessing or uttering forged or counterfeiting instruments.

Signing the name of another or fictitious person with intent to defraud.

All attempts to commit any of the above.

- (11) Fraud—Fraudulent conversion and obtaining money or property by false pretense. Includes bad checks, confidence games, etc., except forgeries and counterfeiting.

- (12) Embezzlement—Misappropriation or misapplication of money or property entrusted to one's care, custody or control.

- (13) Stolen Property: Buying, Receiving, Possessing—Include in this class all offenses of buying, receiving, and possession of stolen property, as well as all attempts to commit any of these offenses.

- (14) Vandalism—Include in this class all willful or malicious destruction, injury, disfigurement or defacement of any public or private property, real or personal, without consent of the owner or person having custody or control, by cutting, tearing, breaking, marking, painting, drawing, covering with filth, or any other such means as may be specified by law or ordinance. This offense covers a wide range of malicious behavior directed at property.

- (15) Weapons: Carrying, Possessing, Etc.

This class deals with violations of weapons laws such as:

Manufacture, sale or possession of deadly weapons.

Carrying deadly weapons.

Furnishing deadly weapons to minors.

Aliens possessing deadly weapons. All attempts to commit the above.

- (16) Prostitution and Commercialized Vice—Include in this class the sex offenses of a commercialized nature, such as:

Prostitution

Keeping bawdy house, disorderly house, or house of ill repute.

Pandering, procuring, transporting or detaining women for immoral purposes, etc.

All attempts to commit any of the above.

- (17) Sex Offenses—Except forcible rape, prostitution and commercialized vice. Include offenses against chastity, common decency, morals, and the like:

Adultery and fornication

Buggery

Incest - (No Force)

Indecent Exposure

Sodomy

Statutory Rape-(No Force)

All attempts to commit any of the above.

- (18) Narcotic Drug Laws—Narcotic drug law arrests are requested on the basis of the narcotics used. Include all arrests for violations of State and Local Ordinances, specifically those relating to the unlawful possession, sale, use, growing, manufacturing and making of narcotic drugs. Make the following subdivisions of narcotic drug law arrests.

Opium or cocaine and their derivatives
Morphine, heroin, codeine

Marijuana

Synthetic narcotics, manufactured narcotics which can cause true drug addiction.

Demerol, methadones

Dangerous non-narcotic drugs
Barbiturates, benzedrine

- (19) Gambling—All charges which relate to promoting, permitting or engaging in gambling. To provide a more refined collection of gambling arrests, the following breakdown should be furnished:

Bookmaking (Horse and sport books)

Numbers and lottery

All other

- (20) Offenses Against the Family and Children—Included here are all charges of non-support and neglect or abuse of family and children.

Desertion, abandonment, or non-support

Neglect or abuse of child

Non-payment of alimony

- (21) Driving Under the Influence—This class is limited to the driving or operating of any vehicle while drunk or under the influence of liquor or narcotic drugs.

- (22) Liquor Laws—With the exception of "Drunkenness" (Class 23) and "Driving Under the Influence" (Class 21), liquor law violations, State or Local, are placed in this class. Do not include Federal violations. Include: Manufacturing, sale, transporting, furnishing, possession, etc.

Maintaining unlawful drinking places

Bootlegging

Operating still

Furnishing liquor to a minor

Using vehicle for illegal transportation of liquor

- (23) Drunkenness—Included in this class are all offenses of drunkenness or intoxication, with the exception of "Driving Under the Influence" (Class 21).

Drunk and disorderly

Public intoxication

- (24) Disorderly Conduct—In this class, all disorderly persons arrested except those counted in classes 1 through 23 and class 25 are included.

- (25) Vagrancy—Place in this class arrests for disorderly persons when the person is arrested for failure to give good account of himself.

- (26) All Other Offenses—Include in this class every other State or Local offense not included in classes 1 through 25.

Abduction and compelling to marry

Abortion (Death resulting from abortion is homicide)

Bastardy and concealing death of a bastard

Bigamy and polygamy

Blackmail and extortion

Bribery

Contempt of Court

Discrimination, unfair competition

Kidnapping

Offenses contributing to juvenile delinquency except as provided for in classes 1 through 29, such as employment of children in immoral vocations or practices, admitting minors to improper places, etc.

Perjury and subornation of perjury

Possession, repair, manufacture, etc., of burglar's tools

Possession or sale of obscene literature

Unlawful use, possession, etc., of explosives, etc.

- (27) Suspicion—Not Reported in West Virginia.

- (28) Curfew and Loitering Laws (Juveniles)—Count all arrests made for violations of local curfew or loitering ordinances.

- (29) Runaway (Juvenile)—Count arrests made by other jurisdictions of runaways from your jurisdiction. Do not include protective custody actions with respect to runaways you take for other jurisdictions. Count only your own local cases.

PROFILE STATE OF WEST VIRGINIA

West Virginia, truly deserving of its nickname "Mountain State" possesses an abundance of resources — natural, educational and recreational — for its citizens and for visitors to this fine state.

Bordered by the states of Pennsylvania, Maryland, Ohio, Kentucky and Virginia, West Virginia is located between the large population centers of the East and Midwest. Four principal Metropolitan market areas — New York, Chicago, Philadelphia and Detroit — are within a 500 mile radius of the state.

Comprised of 55 counties, with a population in 1982 of 1,948,000 and a density of 80.3 persons per square mile, West Virginia is primarily a rural state. Known best as one of the major coal producing states, West Virginia continues to move to the forefront in terms of energy production, research, and development. In addition to an increased emphasis on coal, natural gas liquids and petroleum continue to be important mineral resources. And in the Ohio and Kanawha River Valleys the chemical industry has become a major economic force in the state. Add to these other resources such as metals and high quality timber from our vast woodlands, and it becomes obvious that West Virginia's economy is quite diverse.

Two areas of improvement West Virginians are quite proud of are in education and in recreation. Advancements in education include the addition of three medical schools, plans for a second law school, a greatly expanded statewide College of Graduate Studies, as well as many new elementary, secondary, vocational and technical schools throughout the state.

In the area of recreation, West Virginia is a state with an exceptional outdoor recreation base. Its varied topography, climate and resources give it the potential of being a year-round recreation land serving the people of the Eastern United States. With its fine fishing streams, picturesque mountains and abundant forest areas, West Virginia's state parks and forests continue to attract visitors in ever-growing numbers.

This profile is presented to help the reader gain a better understanding of the state of West Virginia.

CRIME FACTORS

Statistics gathered under the Uniform Crime Reporting Program are submitted by the law enforcement agencies of West Virginia and project a state-wide view of crime. Awareness of the presence of certain crime factors, which may influence the resulting volume and type of statistics presented, is necessary if fair and equitable conclusions are to be drawn. These crime-influencing factors are present, to some degree, in every community and their presence affects, in varying degrees, the crime experience of that community. Attempts at comparison of crime figures between communities should not be made without first considering the individual factors present in each community.

Crime, as an outgrowth of society, remains a social problem of grave concern and the police are limited in their role to its suppression and detection. As stated by the President's Commission on Law Enforcement and Administration of Criminal Justice in their report "The Challenge of Crime In A Free Society" (1967-Page 92):

"But the fact that the police deal daily with crime does not mean that they have unlimited power to prevent it, or reduce it, or deter it. The police did not create and cannot resolve the social conditions that stimulate crime. They did not start and cannot stop the convulsive social changes that are taking place in America. They do not enact the laws that they are required to enforce, nor do they dispose of the criminals they arrest. The police are only one part of the criminal justice system; the criminal justice system is only one part of the government; and the government is only one part of society. Insofar as crime is a social phenomenon, crime prevention is the responsibility of every part of society. The criminal process is limited to case by case operations, one criminal or one crime at a time."

Set forth below are some of the conditions which will, by type and volume, affect the crime that occurs from place to place:

Density and size of the community population and the metropolitan area of which it is a part.

Composition of the population with reference particularly to age, sex, race and ethnic origin.

Economic status of the population.

Relative stability of the population, including commuters, seasonal, and other transient types.

Climate, including seasonal weather conditions.

Educational, recreational, and religious characteristics.

Standards governing appointments to the police force.

Policies of the prosecuting officials and the courts.

Attitude of the public toward law enforcement problems.

The Administrative and investigative efficiency of the local law enforcement agency, including the degree of adherence to crime reporting standards.

CRIME INDEX

The tabulations presented in the tables, graphs, and charts in this publication indicate the volume and distribution of crime in West Virginia on the basis of a Crime Index. The crime figures are broken down by municipal, county and state totals.

The Uniform Crime Reporting Program utilizes eight crime classifications to establish an index to measure the trend and distribution of crime in the United States. These crimes—Murder, Forcible Rape, Robbery, Felonious Assault, Breaking & Entering, Larceny Theft, Motor Vehicle Theft and Arson—are counted by law enforcement agencies as the crimes become known to them. These crimes were selected for use in the Crime Index because, as a group, they represent the most common local crime problem. They are all serious crimes, either by their very nature or due to the volume in which they occur. Offenses of Murder, Forcible Rape, Robbery, and Felonious Assault are categorized as Violent Crimes. Offenses of Breaking & Entering, Larceny-Theft, Motor Vehicle Theft and Arson are classed as Non-Violent Crimes.

The Uniform Crime Reporting Program is based upon a policy of counting only the most serious offense in situations where multiple offenses have occurred. This rule is known as the Hierarchy Rule and applies only to crime reporting. With the addition of Arson as a Part I crime in 1979, however, it was recognized that Arson normally occurs with other Part I crimes and that important information could be lost by using the Hierarchy Rule as a guide. Therefore, Arson is reported regardless of the crime being committed in conjunction with another Part I offense. Due to complications in absorbing Arson data into the present UCR computer system and due to the newness of statistical data collected, Arson data is not included in any reference to the Crime Index but is instead reported separately in another section of this report.

The crime counts set forth in this publications are for actual offenses established by police investigation. In 1982, 48,231 Crime Index Offenses were known to police.

Calculation of Rates and Percentages

Monthly and annual Uniform Crime Reports currently received from 367 municipal, county and state law enforcement agencies in West Virginia represent 100 percent of the estimated West Virginia population.

The West Virginia State Police maintain at least one detachment in each of the 55 counties throughout the state. Each detachment is mainly responsible for law enforcement in the rural areas of the respective county. Therefore, there are two law enforcement agencies (state police and sheriff's department) in each county which serve the same area and essentially the same population. Because of this fact, to attempt to compute a crime rate for each of the agencies would be unreasonable. The problem was resolved by combining activity reported by both agencies into one category hereafter referred to in this report as "rural county". However, the number of offenses and the percent of offenses cleared is listed separately for each agency.

This report provides police executives with a yardstick with which to measure local crime problems. To use this report as an administrative tool, data must be converted into rates and percentages. Simple formulas for this purpose are presented below.

Crime Rates

The most used of all crime statistics is the Crime Index Rate, which refers to the number of Crime Index offenses per 100,000 inhabitants. It can be calculated by either of two procedures.

One procedure is to divide the number of Crime Index Offenses by the population, and to multiply the result by 100,000.

EXAMPLE:

$$\frac{1,980 \text{ Robberies}}{500,000 \text{ Population}} = .003960 \times 100,000 = 396.0$$

Crime Rate
Robberies
per 100,000
persons

Another procedure is called the reciprocal method. It can be used to calculate crime rates for a number of different offense classifications. The **reciprocal** is determined by dividing 100,000 by the population. The reciprocal can then be multiplied by the number of offenses for each crime to determine the rate per 100,000.

EXAMPLE:

| | | | | | | | | | |
|--------------------|---|------------|---|---------------------|---|--------------------------------------|--|--|--|
| 100,000 | | | | | | | | | |
| 500,000 population | = | Reciprocal | X | Number of Robberies | = | Crime Rate | | | |
| | | .200000 | X | 1,980 | = | 396.0 Robberies per 100, 000 persons | | | |

All Crime Rates which were calculated for the total number of offenses committed in the State were based on the number of offenses per 100,000 persons.

However, due to the fact that no city within the State has a population over 100,000, calculations for each individual contributing agency were based on the number of offenses per 1,000 persons.

Clearance Rates

For Uniform Crime Reporting purposes, a Crime Index Offense is cleared when a law enforcement agency has identified the offender, there is enough evidence to charge him and he is actually taken into custody. The arrest of one person can clear several crimes or several persons may be arrested in the process of clearing one crime.

Crime solutions are also recorded in exceptional circumstances when some element beyond law enforcement control precludes formal charges against the offender. An offense may be exceptionally cleared when it falls into one of the following categories:

1. The offender commits suicide.
2. A double murder occurs (two persons kill each other).
3. The offender dies after making a confession (dying declaration).
4. The offender is killed by a law enforcement officer.
5. The offender confesses to committing the crime while already in custody for another crime or serving a sentence.
6. The offender is prosecuted in another city for a different crime by federal, state or local authorities, or for the same offense, and the other jurisdiction refuses to release the offender.
7. Another jurisdiction refuses to extradite the offender.

8. The victim of a crime refuses to cooperate in the prosecution.
9. The offender is prosecuted for a less serious charge than the one for which he was arrested.
10. The offender is a juvenile who is handled by a verbal or written notice to the parents in instances involving minor offenses such as petit larceny.

For the year of 1982, 24.9 percent of all Index Crimes were cleared as compared to 23.9 percent cleared during 1981. The percentage of Violent Crimes cleared was 64.4 percent in 1982 and 65.4 percent in 1981 while the clearance rate for Property Crimes was 21.9 percent in 1982 and 21.0 percent in 1981.

**CRIME IN WEST VIRGINIA
ANNUAL REPORT SYNOPSIS
1982**

| | |
|-------------|-----------|
| POPULATION: | |
| TOTAL | |
| RURAL | 1,948,000 |
| MUNICIPAL | 1,177,668 |
| | 770,332 |

| | |
|----------------------------|-------|
| LAW ENFORCEMENT EMPLOYEES: | |
| TOTAL | |
| SWORN OFFICERS | 3,615 |
| CIVILIANS | 2,762 |
| | 853 |

| | |
|-----------------------|--------|
| INDEX CRIME VOLUME: | |
| TOTAL | |
| VIOLENT | 48,231 |
| MURDER | 3,387 |
| FORCIBLE RAPE | 103 |
| ROBBERY | 301 |
| FELONIOUS ASSAULT | 965 |
| NON-VIOLENT | 2,018 |
| BREAKING AND ENTERING | 44,844 |
| LARCENY-THEFT | 13,802 |
| MOTOR VEHICLE THEFT | 27,503 |
| | 3,539 |

| | |
|-------------------------------|----------------------|
| INDEX CRIME TIME FREQUENCIES: | |
| TOTAL | |
| VIOLENT | 1 EVERY 10.9 MINUTES |
| MURDER | 1 EVERY 2.6 HOURS |
| FORCIBLE RAPE | 1 EVERY 3.5 DAYS |
| ROBBERY | 1 EVERY 1.2 DAYS |
| FELONIOUS ASSAULT | 1 EVERY 9.1 HOURS |
| NON-VIOLENT | 1 EVERY 4.3 HOURS |
| BREAKING AND ENTERING | 1 EVERY 11.7 MINUTES |
| LARCENY-THEFT | 1 EVERY 38.1 MINUTES |
| MOTOR VEHICLE THEFT | 1 EVERY 19.1 MINUTES |
| | 1 EVERY 2.5 HOURS |

| | |
|---|---------|
| INDEX CRIME RATE PER 100,000 RESIDENTS: | |
| TOTAL | |
| VIOLENT | 2,475.9 |
| MURDER | 173.9 |
| FORCIBLE RAPE | 5.3 |
| ROBBERY | 15.4 |
| FELONIOUS ASSAULT | 49.5 |
| | 103.6 |

| | |
|-----------------------|---------|
| NON-VIOLENT | 2,302.0 |
| BREAKING AND ENTERING | 708.5 |
| LARCENY-THEFT | 1,411.8 |
| MOTOR VEHICLE THEFT | 181.7 |

| | |
|---------------------------------|----------------|
| INDEX CRIME CLEARANCES (RATES): | |
| TOTAL | 12,023 (24.9%) |
| VIOLENT | 2,181 (64.4%) |
| MURDER | 93 (90.3%) |
| FORCIBLE RAPE | 216 (71.8%) |
| ROBBERY | 347 (36.0%) |
| FELONIOUS ASSAULT | 1,525 (75.6%) |
| NON-VIOLENT | 9,842 (21.9%) |
| BREAKING AND ENTERING | 2,831 (20.5%) |
| LARCENY-THEFT | 6,082 (22.1%) |
| MOTOR VEHICLE THEFT | 929 (26.3%) |

| | |
|-----------------------|--------|
| INDEX CRIME ARRESTS: | |
| TOTAL | 11,442 |
| VIOLENT | 1,798 |
| MURDER | 106 |
| FORCIBLE RAPE | 203 |
| ROBBERY | 511 |
| FELONIOUS ASSAULT | 978 |
| NON-VIOLENT | 9,644 |
| BREAKING AND ENTERING | 2,785 |
| LARCENY-THEFT | 6,279 |
| MOTOR VEHICLE THEFT | 580 |

| | |
|---------------------------|----------------------|
| VALUE OF PROPERTY STOLEN: | |
| TOTAL STOLEN | \$33,179,892 |
| TOTAL RECOVERED | \$12,658,409 (38.2%) |

| | |
|---------------------------|------------|
| LAW ENFORCEMENT OFFICERS: | |
| KILLED | 1 |
| ASSAULTED | 218 |
| (WITH PERSONAL INJURY) | 61 (28.0%) |

| | |
|---|------------------|
| ARSON OFFENSES (VALUE OF PROPERTY DAMAGED): | |
| TOTAL | 709 \$11,299,076 |
| STRUCTURAL | 439 \$10,271,261 |
| MOBILE | 228 \$ 986,065 |
| OTHER | 42 \$ 41,750 |

THIS SYNOPSIS OF CRIME IN WEST VIRGINIA FOR 1982 PRESENTS SIGNIFICANT INFORMATION FOR THE YEAR TO PROVIDE READY REFERENCE TO PERSONS NOT PARTICULARLY INTERESTED IN OR IN NEED OF DETAILED STATISTICS OR COMPARISONS.

WEST VIRGINIA OFFENSE DATA

CRIME INDEX OFFENSES 1982

The crimes in this group are all serious, either by their very nature or because of the frequency with which they occur, and present a common enforcement problem to all police.

A total of 48,231 Crime Index Offenses were reported for 1982.

August recorded the highest number of Crime Index Offenses with 4,455.

There were 2,475.9 Crime Index Offenses per 100,000 population in West Virginia.

The total dollar value of property stolen during commission of Crime Index Offenses was \$33,179,892, of which \$12,659,409 was recovered.

A total of 12,023 Crime Index Offenses were cleared by arrest or exceptional clearance, a clearance rate of 24.9 percent. Adults were involved in 9,961 of the clearances.

There were 11,442 persons arrested for Crime Index Offenses; 9,540 of those arrested were males, 2,524 were under 18, and 10,034 were white.

Crime Index Offenses can be further categorized as a Violent Crime (Murder, Forcible Rape, Robbery, and Felonious Assault) or Non-Violent (or Property) Crime (Breaking and Entering, Larceny-Theft, Motor Vehicle Theft and Arson).

Violent Crimes involve the element of personal confrontation between the perpetrator and the victim and are considered more serious than Property (or Non-Violent) Crimes.

A total of 3,387 Violent Crimes were reported for 1982.

August recorded the highest number of Violent Crimes with 335.

There were 173.9 Violent Crimes per 100,000 population in West Virginia.

A total of 2,181 Violent Crime Offenses were cleared by arrest or exceptional clearance, a clearance rate of 64.4 percent. Adults were involved in 1,960 of the clearances.

There were 1,798 persons arrested for Violent Crime Offenses; 1,633 of those arrested were males, 160 were under 18, and 1,454 were white.

A total of 44,844 Non-Violent (or Property) Crimes were reported for 1982.

August recorded the highest number of Non-Violent Crimes with 4,120.

There were 2,302.0 Non-Violent Crimes per 100,000 population in West Virginia.

A total of 9,842 Non-Violent Crime Offenses were cleared by arrest or exceptional clearance, a clearance rate of 21.9 percent. Adults were involved in 8,001 of the clearances.

There were 9,644 persons arrested for Non-Violent Crime Offenses; 7,907 of those arrested were males, 2,364 were under 18, and 8,580 were white.

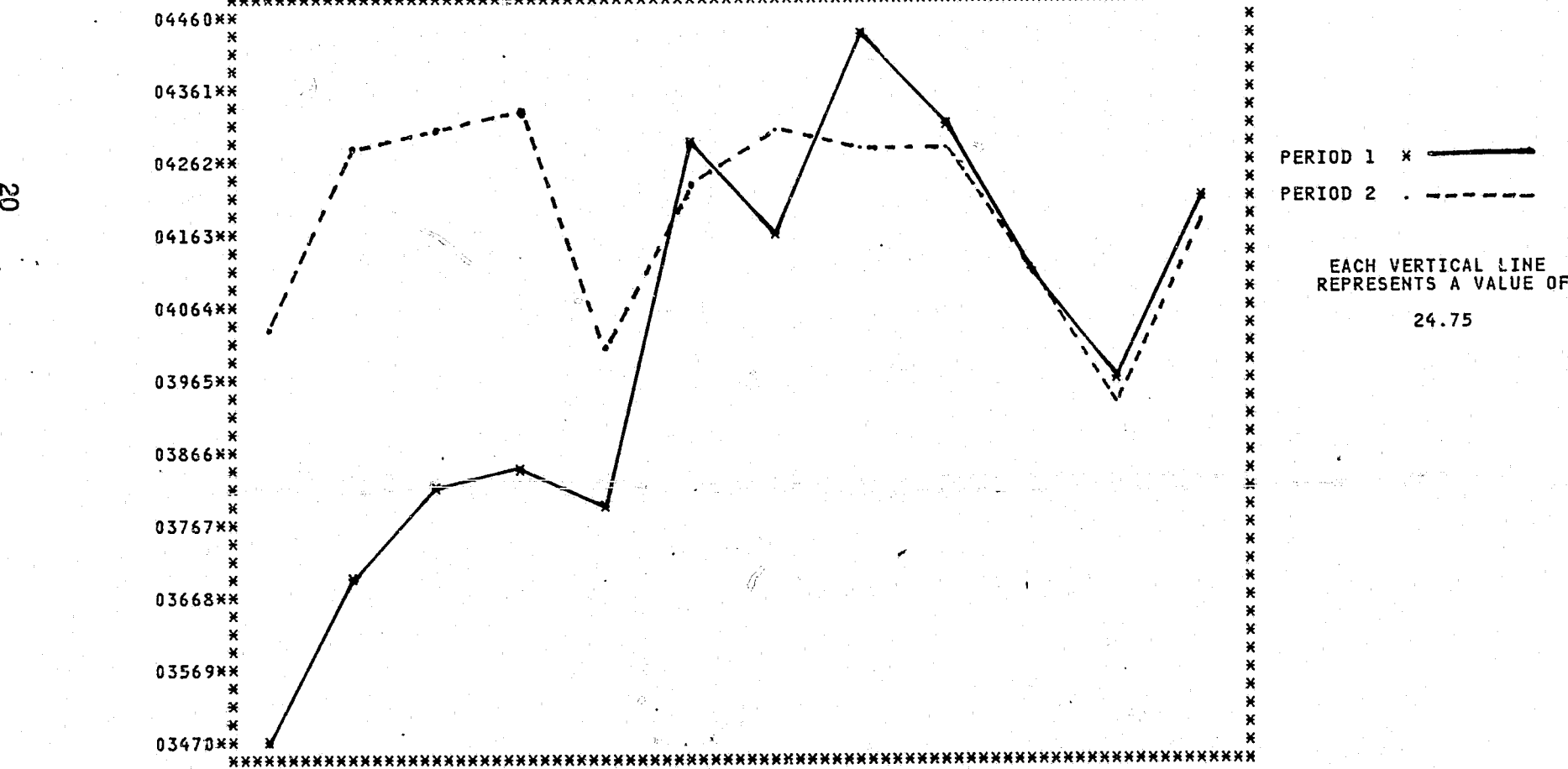
CRIME INDEX OFFENSES

January - December 1982, 1981

TOTAL CRIME INDEX OFFENSES

* NUMBER OF OFFENSES BY MONTH * CRIME * OFF CLEARED *
***** RATE *****
* JAN * FEB * MAR * APR * MAY * JUN * JUL * AUG * SEP * OCT * NOV * DEC * TOT * (1,000) * ADULT * JUVE *

PERIOD 1 82 * 3473 * 3699 * 3827 * 3864 * 3816 * 4287 * 4183 * 4455 * 4312 * 4118 * 3970 * 4227 * 48231 * 24.60 * 9961 * 2062 *
PERIOD 2 81 * 4059 * 4306 * 4320 * 4354 * 4039 * 4246 * 4322 * 4292 * 4134 * 3954 * 4210 * 50528 * 25.77 * 9720 * 2369 *
NUMERICAL CHANGE * 586- * 607- * 493- * 490- * 223- * 41+ * 139- * 163+ * 20+ * 16- * 16+ * 17+ * 2297- * 1.17- * 241+ * 307- *
PERCENT CHANGE * 14.4- * 14.1- * 11.4- * 11.3- * 5.5- * 1.0+ * 3.2- * 3.8+ * .5+ * .4- * .4+ * .4+ * 4.5- * 4.5- * 2.5+ * 13.0- *



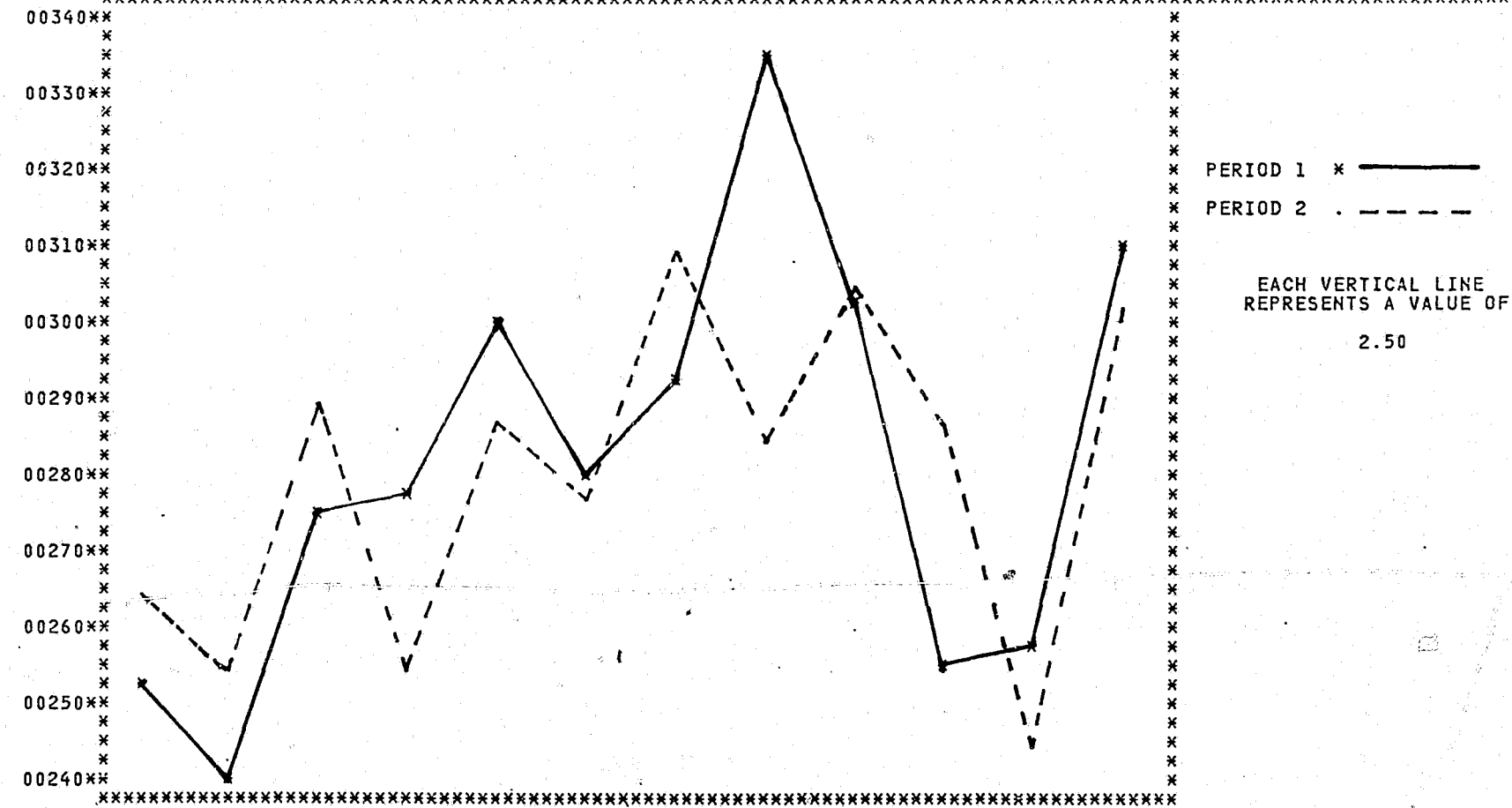
VIOLENT CRIME OFFENSES

January - December 1982, 1981

VIOLENT CRIME OFFENSES

| | NUMBER OF OFFENSES BY MONTH | | | | | | | | | | | | * CRIME * OFF CLEARED * | | | |
|------------------|-----------------------------|------|------|------|------|-----|------|-------|------|-------|------|------|-------------------------|---------|-------|------|
| | | | | | | | | | | | | | RATE | | | |
| | JAN | FEB | MAR | APR | MAY | JUN | JUL | AUG | SEP | OCT | NOV | DEC | TOT | (1,000) | ADULT | JUVE |
| PERIOD 1 82 | 254 | 240 | 277 | 278 | 301 | 281 | 293 | 335 | 303 | 256 | 258 | 311 | 3387 | 1.73 | 1960 | 221 |
| PERIOD 2 81 | 266 | 257 | 292 | 256 | 289 | 279 | 312 | 285 | 306 | 288 | 247 | 303 | 3380 | 1.72 | 2004 | 206 |
| NUMERICAL CHANGE | 12- | 17- | 15- | 22+ | 12+ | 2+ | 19- | 50+ | 3- | 32- | 11+ | 8+ | 7+ | .01+ | 44- | 15+ |
| PERCENT CHANGE | 4.5- | 6.6- | 5.1- | 8.6+ | 4.2+ | .7+ | 6.1- | 17.5+ | 1.0- | 11.1- | 4.5+ | 2.6+ | .2+ | .6+ | 2.2- | 7.3+ |

21

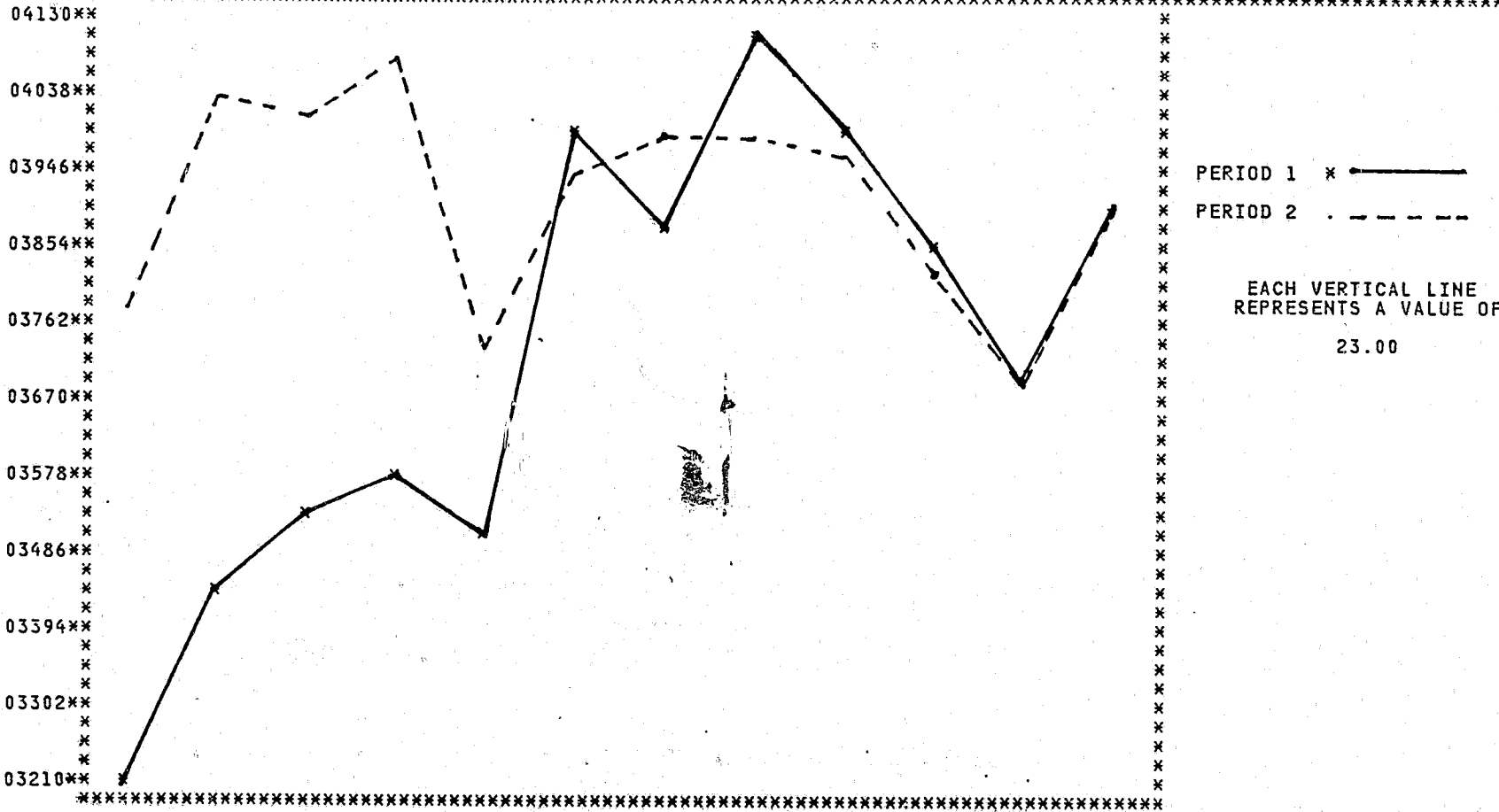


NON-VIOLENT PROPERTY OFFENSES

January - December 1982, 1981

| NON-VIOLENT OFFENSES | | | | | | | | | | | | | | | | |
|---|---------|---------|---------|---------|--------|--------|--------|--------|--------|--------|--------|--------|---------|---------|--------|---------|
| ***** | | | | | | | | | | | | | | | | |
| * NUMBER OF OFFENSES BY MONTH * CRIME * OFF CLEARED * | | | | | | | | | | | | | | | | |
| ***** | | | | | | | | | | | | | | | | |
| * JAN * FEB * MAR * APR * MAY * JUN * JUL * AUG * SEP * OCT * NOV * DEC * TOT * (1,000) * ADULT * JUV * | | | | | | | | | | | | | | | | |
| ***** | | | | | | | | | | | | | | | | |
| PERIOD 1 82 | * 3219 | * 3459 | * 3550 | * 3586 | * 3515 | * 4006 | * 3890 | * 4120 | * 4009 | * 3862 | * 3712 | * 3916 | * 44844 | * 22.87 | * 8001 | * 1841 |
| PERIOD 2 81 | * 3793 | * 4049 | * 4028 | * 4098 | * 3750 | * 3967 | * 4010 | * 4007 | * 3986 | * 3846 | * 3707 | * 3907 | * 47148 | * 24.05 | * 7716 | * 2163 |
| NUMERICAL CHANGE | * 574- | * 590- | * 478- | * 512- | * 235- | * 39+ | * 120- | * 113+ | * 23+ | * 16+ | * 5+ | * 9+ | * 2304- | * 1.18- | * 285+ | * 322- |
| PERCENT CHANGE | * 15.1- | * 14.6- | * 11.9- | * 12.5- | * 6.3- | * 1.0+ | * 3.0- | * 2.8+ | * .6+ | * .4+ | * .1+ | * .2+ | * 4.9- | * 4.9- | * 3.7+ | * 14.9- |
| ***** | | | | | | | | | | | | | | | | |

22



VALUE OF PROPERTY STOLEN
By Type Of Offense

January - December 1982, 1981

| BREAKING AND ENTERING | | | | | ROBBERY | | | | |
|-------------------------------------|------|--------|------------|--|-------------------|------|---------|------------|--|
| CLASSIFICATION | | NUMBER | AMOUNT | | CLASSIFICATION | | NUMBER | AMOUNT | |
| RESIDENCE-COMMITTED DURING NIGHT | 1982 | 3,636 | 2,311,137 | | HIGHWAY | 1982 | 471 | 99,094 | |
| | 1981 | 3,890 | 3,936,817 | | | 1981 | 405 | 109,474 | |
| PERCENT OF CHANGE | | 6.53- | 41.29- | | PERCENT OF CHANGE | | 16.30+ | 9.48- | |
| RESIDENCE-COMMITTED DURING DAY | 1982 | 1,849 | 1,195,020 | | COMMERCIAL HOUSE | 1982 | 89 | 95,157 | |
| | 1981 | 2,207 | 1,667,520 | | | 1981 | 115 | 71,452 | |
| PERCENT OF CHANGE | | 16.22- | 28.34- | | PERCENT OF CHANGE | | 22.61- | 33.18- | |
| RESIDENCE-COMMITTED UNKNOWN | 1982 | 2,392 | 1,485,814 | | SERVICE STATION | 1982 | 32 | 9,482 | |
| | 1981 | 2,582 | 1,887,616 | | | 1981 | 62 | 40,316 | |
| PERCENT OF CHANGE | | 7.36- | 21.29- | | PERCENT OF CHANGE | | 48.39- | 76.48- | |
| NONRESIDENCE-COMMITTED DURING NIGHT | 1982 | 4,189 | 2,673,858 | | CHAIN STORE | 1982 | 116 | 47,440 | |
| | 1981 | 4,456 | 2,835,683 | | | 1981 | 117 | 43,471 | |
| PERCENT OF CHANGE | | 5.99- | 5.71- | | PERCENT OF CHANGE | | .85- | 9.13+ | |
| NONRESIDENCE-COMMITTED DURING DAY | 1982 | 333 | 212,534 | | RESIDENCE | 1982 | 126 | 78,020 | |
| | 1981 | 347 | 201,665 | | | 1981 | 119 | 95,485 | |
| PERCENT OF CHANGE | | 4.03- | 5.39+ | | PERCENT OF CHANGE | | 5.88+ | 18.29- | |
| NONRESIDENCE-COMMITTED UNKNOWN | 1982 | 1,403 | 957,214 | | BANK | 1982 | 11 | 79,829 | |
| | 1981 | 1,423 | 889,017 | | | 1981 | 4 | 41,000 | |
| PERCENT OF CHANGE | | 1.41- | 7.67+ | | PERCENT OF CHANGE | | 175.60+ | 94.70+ | |
| TOTAL | 1982 | 13,802 | 8,835,577 | | MISCELLANEOUS | 1982 | 120 | 193,961 | |
| | 1981 | 14,905 | 11,418,318 | | | 1981 | 155 | 82,405 | |
| PERCENT OF CHANGE | | 7.40- | 22.62- | | PERCENT OF CHANGE | | 22.58- | 135.38+ | |
| | | | | | TOTAL | 1982 | 965 | 602,983 | |
| | | | | | | 1981 | 977 | 483,603 | |
| | | | | | PERCENT OF CHANGE | | 1.23- | 24.69+ | |
| LARCENY BY CLASSIFICATION | | | | | LARCENY BY VALUE | | | | |
| CLASSIFICATION | | NUMBER | AMOUNT | | CLASSIFICATION | | NUMBER | AMOUNT | |
| POCKET-PICKING | 1982 | 177 | 38,623 | | \$200 AND OVER | 1982 | 8,797 | 7,183,519 | |
| | 1981 | 164 | 39,955 | | | 1981 | 8,913 | 9,972,220 | |
| PERCENT OF CHANGE | | 7.93+ | 3.33- | | PERCENT OF CHANGE | | 1.30- | 27.96- | |
| PURSE-SNATCHING | 1982 | 270 | 49,613 | | \$50 TO \$200 | 1982 | 10,267 | 1,088,665 | |
| | 1981 | 287 | 41,457 | | | 1981 | 10,788 | 1,135,764 | |
| PERCENT OF CHANGE | | 5.92- | 19.67+ | | PERCENT OF CHANGE | | 4.83- | 4.15- | |
| CARGO-THEFTS | 1982 | 170 | 372,252 | | UNDER \$50 | 1982 | 8,439 | 167,761 | |
| | 1981 | 165 | 241,034 | | | 1981 | 8,886 | 166,131 | |
| PERCENT OF CHANGE | | 3.03+ | 54.44+ | | PERCENT OF CHANGE | | 5.03- | .98+ | |
| SHOPLIFTING | 1982 | 3,577 | 156,968 | | TOTAL | 1982 | 27,503 | 8,439,945 | |
| | 1981 | 3,230 | 178,866 | | | 1981 | 28,587 | 11,274,115 | |
| PERCENT OF CHANGE | | 10.74+ | 12.24- | | PERCENT OF CHANGE | | 3.79- | 25.14- | |
| FROM AUTOS | 1982 | 6,013 | 2,056,864 | | | | | | |
| | 1981 | 6,998 | 1,907,793 | | | | | | |
| PERCENT OF CHANGE | | 14.08- | 7.81+ | | | | | | |
| AUTO PARTS-ACCESSORIES | 1982 | 4,772 | 907,126 | | | | | | |
| | 1981 | 4,799 | 832,626 | | | | | | |
| PERCENT OF CHANGE | | .56- | 8.95+ | | | | | | |
| BICYCLES | 1982 | 2,447 | 292,515 | | | | | | |
| | 1981 | 2,456 | 348,532 | | | | | | |
| PERCENT OF CHANGE | | .37- | 16.07- | | | | | | |
| FROM BUILDINGS | 1982 | 4,220 | 1,948,360 | | | | | | |
| | 1981 | 4,658 | 3,791,505 | | | | | | |
| PERCENT OF CHANGE | | 9.40- | 48.61- | | | | | | |
| COIN OPERATED MACHINES | 1982 | 308 | 42,672 | | | | | | |
| | 1981 | 256 | 61,003 | | | | | | |
| PERCENT OF CHANGE | | 20.31+ | 30.05- | | | | | | |
| LIVESTOCK | 1982 | 112 | 88,872 | | | | | | |
| | 1981 | 135 | 70,040 | | | | | | |
| PERCENT OF CHANGE | | 17.04- | 26.89+ | | | | | | |
| ALL OTHER | 1982 | 5,437 | 2,486,080 | | | | | | |
| | 1981 | 5,439 | 3,761,304 | | | | | | |
| PERCENT OF CHANGE | | .04- | 33.90- | | | | | | |
| TOTAL | 1982 | 27,503 | 8,439,945 | | | | | | |
| | 1981 | 28,587 | 11,274,115 | | | | | | |
| PERCENT OF CHANGE | | 3.79- | 25.14- | | | | | | |

WEST VIRGINIA CRIME INDEX

Five Year Recapitulation of Offenses

1978 - 1982

| INDEX OFFENSES | Year | Number of Offenses | Percent Change | Rate Per 100,000 Population | Percent Change |
|-----------------------|------|--------------------|----------------|-----------------------------|----------------|
| MURDER | 1978 | | 128 | 6.9 | |
| | 1979 | 120 | -6.3 | 6.4 | -7.3 |
| | 1980 | 139 | +15.8 | 7.1 | +10.9 |
| | 1981 | 118 | -15.1 | 6.0 | -15.5 |
| | 1982 | 103 | -12.7 | 5.3 | -11.7 |
| FORCIBLE RAPE | 1978 | 274 | | 14.7 | |
| | 1979 | 289 | +5.5 | 15.4 | +4.8 |
| | 1980 | 304 | +5.2 | 15.6 | +1.3 |
| | 1981 | 291 | -4.3 | 14.9 | -4.5 |
| | 1982 | 301 | +3.4 | 15.4 | +3.4 |
| ROBBERY | 1978 | 853 | | 45.9 | |
| | 1979 | 809 | -5.2 | 43.1 | -6.1 |
| | 1980 | 925 | +14.3 | 47.4 | +10.0 |
| | 1981 | 977 | +5.6 | 50.1 | +5.7 |
| | 1982 | 965 | -1.2 | 49.5 | -1.2 |
| FELONIOUS ASSAULT | 1978 | 1,839 | | 98.0 | |
| | 1979 | 1,867 | +1.5 | 99.4 | +0.5 |
| | 1980 | 2,139 | +14.6 | 109.7 | +10.4 |
| | 1981 | 1,994 | -6.8 | 102.2 | -6.8 |
| | 1982 | 2,018 | +1.2 | 103.6 | +1.4 |
| BREAKING AND ENTERING | 1978 | 11,907 | | 640.2 | |
| | 1979 | 11,611 | -2.5 | 618.3 | -3.4 |
| | 1980 | 14,016 | +20.7 | 718.9 | +16.3 |
| | 1981 | 14,905 | +6.3 | 764.0 | +6.3 |
| | 1982 | 13,802 | -7.4 | 708.5 | -7.2 |
| LARCENY - THEFT | 1978 | 23,674 | | 1,272.8 | |
| | 1979 | 24,117 | +1.9 | 1,284.2 | +0.9 |
| | 1980 | 27,105 | +12.4 | 1,390.3 | +8.3 |
| | 1981 | 28,587 | +5.5 | 1,465.2 | +5.4 |
| | 1982 | 27,503 | -3.8 | 1,411.8 | -3.6 |
| MOTOR VEHICLE THEFT | 1978 | 3,237 | | 174.0 | |
| | 1979 | 3,719 | +13.0 | 198.0 | +13.8 |
| | 1980 | 3,797 | +2.1 | 194.8 | -1.6 |
| | 1981 | 3,656 | -3.7 | 187.4 | -3.8 |
| | 1982 | 3,539 | -3.2 | 181.7 | -3.0 |

| | | | | | |
|-------------------------|------|--------|-------|---------|------|
| VIOLENT CRIME | 1978 | 3,094 | | 166.4 | |
| | 1979 | 3,085 | -0.3 | 164.3 | -1.3 |
| | 1980 | 3,507 | +13.7 | 179.9 | +9.5 |
| | 1981 | 3,380 | -3.6 | 173.2 | -3.7 |
| | 1982 | 3,387 | +0.2 | 173.9 | +0.4 |
| NON-VIOLENT CRIME | 1978 | 38,818 | | 2,087.0 | |
| | 1979 | 39,447 | +1.6 | 2,100.5 | +0.7 |
| | 1980 | 44,918 | +13.9 | 2,303.9 | +9.7 |
| | 1981 | 47,148 | +5.0 | 2,416.6 | +4.9 |
| | 1982 | 44,844 | -5.1 | 2,302.0 | -5.0 |
| TOTAL FOR WEST VIRGINIA | 1978 | 41,912 | | 2,253.4 | |
| | 1979 | 42,532 | +1.5 | 2,264.8 | +0.5 |
| | 1980 | 48,425 | +13.9 | 2,483.8 | +9.7 |
| | 1981 | 50,528 | +4.3 | 2,589.8 | +4.3 |
| | 1982 | 48,231 | -4.5 | 2,475.9 | -4.4 |

CRIMINAL HOMICIDE - MURDER

Murder is defined as the unlawful killing of a human being with malice aforethought. Any death due to a fight, argument, quarrel, assault, or commission of a crime is included. This index offense is scored by police on the basis of their investigation without regard as to the findings of a court or jury or the decision of a prosecutor. Attempts to kill and assault to kill are scored as felonious assaults and not as murder. Suicide, accidental deaths, justifiable homicides and traffic deaths caused by the negligence of someone other than the victim are not included.

MURDER SUMMARY

1982

A total of 103 Murder offenses were reported for 1982.

Murders comprised 3.0 percent of the total for the Violent Crime category and less than one half of one percent of the total Crime Index Offenses.

May recorded the highest number of Murders with 17 offenses.

There were 5.3 Murder victims per 100,000 population in West Virginia.

Males accounted for 73.8 percent of the Murder victims; 91.2 percent of the victims were white.

The largest number of victims, 16, falls in the 25-29 age group.

Firearms were used in 73 of the Murders reported, with handguns being used in 43 of those.

A total of 93 Murders were cleared by arrest or exceptional clearance, a clearance rate of 90.2 percent. Adults were involved in 88 of the clearances.

There were 106 persons arrested for Murder offenses; 85 of those arrested were males, 5 were under 18, and 84 were white.

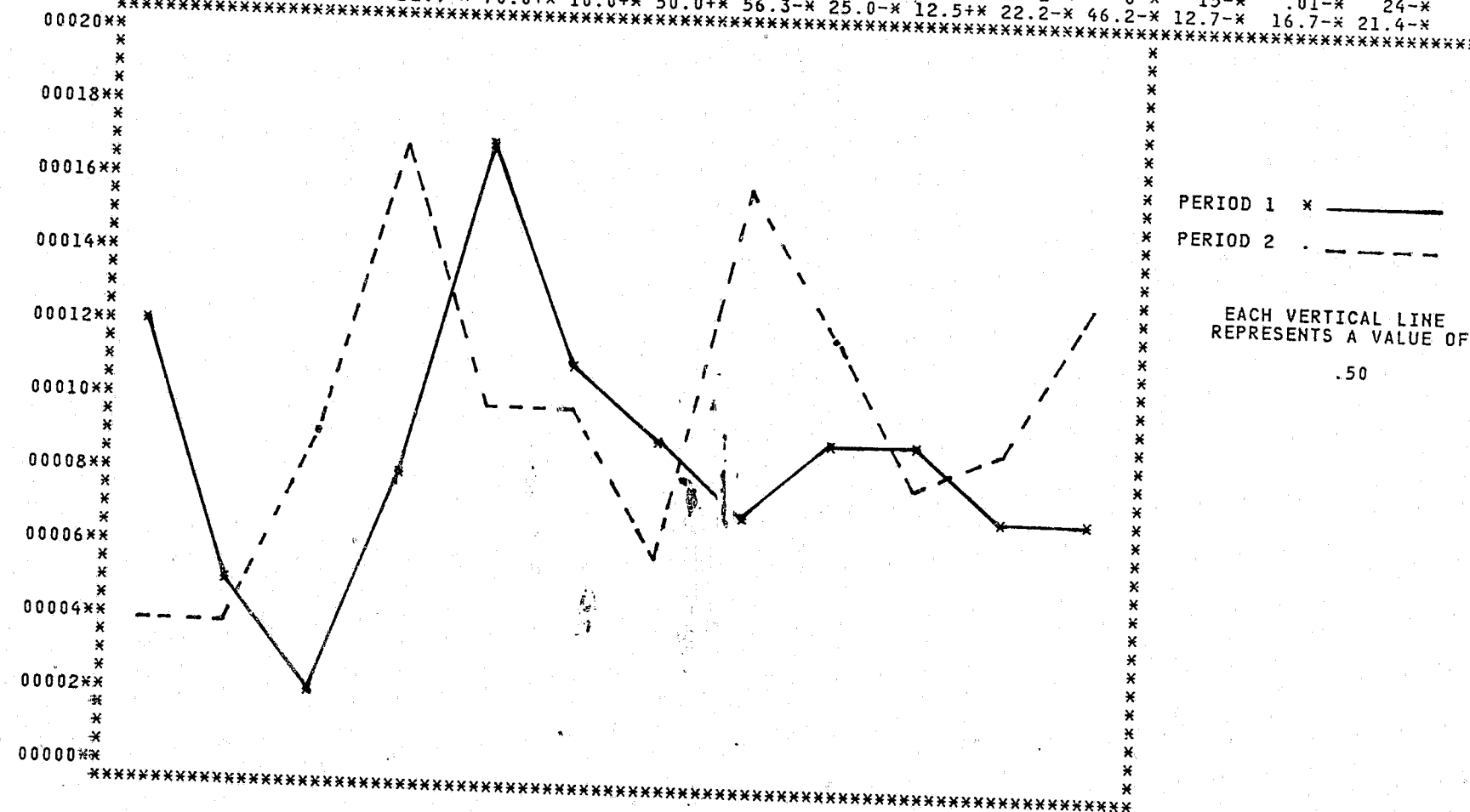
MURDER

January - December 1982, 1981

CRIMINAL HOMICIDE OFFENSES (MURDER)

| NUMBER OF OFFENSES BY MONTH | | | | | | | | | | | | | | * CRIME * OFF CLEARED * | | |
|-----------------------------|---------|---------|---------|---------|---------|---------|---------|---------|---------|---------|---------|---------|--------------------|-------------------------|---------|--|
| * JAN * | * FEB * | * MAR * | * APR * | * MAY * | * JUN * | * JUL * | * AUG * | * SEP * | * OCT * | * NOV * | * DEC * | * TOT * | * (1,000) * RATE * | * ADULT * | * JUV * | |
| 12 * | 5 * | 2 * | 8 * | 17 * | 11 * | 9 * | 7 * | 9 * | 9 * | 7 * | 7 * | 103 * | .05 * | 88 * | 5 * | |
| 4 * | 4 * | 9 * | 17 * | 10 * | 10 * | 6 * | 16 * | 12 * | 8 * | 9 * | 13 * | 118 * | .06 * | 112 * | 5 * | |
| 8+ * | 1+ * | 7- * | 9- * | 7+ * | 1+ * | 3+ * | 9- * | 3- * | 1+ * | 2- * | 6- * | 15- * | .01- * | 24- * | 0 * | |
| 200.0+ * | 25.0+ * | 77.8- * | 52.9- * | 70.0+ * | 10.0+ * | 50.0+ * | 56.3- * | 25.0- * | 12.5+ * | 22.2- * | 46.2- * | 12.7- * | 16.7- * | 21.4- * | .0 * | |

26



MURDERS BY TYPE OF WEAPON/CIRCUMSTANCE

January - December 1982, 1981

| MURDERS BY CIRCUMSTANCE | | | | MURDERS BY TYPE OF WEAPON | | | |
|-------------------------|-----------------------------------|----------------------|------------------|---------------------------|-----------------------------------|----------------------|------------------|
| CIRCUMSTANCE | NUMBER | PERCENT | DISTRIB | TYPE OF WEAPON | NUMBER | PERCENT | DISTRIB |
| RAPE | 1982 1981 PERCENT OF CHANGE | 1 0 .00 | .97 .00 | HANDGUN | 1982 1981 PERCENT OF CHANGE | 43 51 15.69- | 41.75 43.22 |
| ROBBERY | 1982 1981 PERCENT OF CHANGE | 13 15 13.33- | 12.62 12.71 | RIFLE | 1982 1981 PERCENT OF CHANGE | 7 14 50.00- | 6.80 11.86 |
| BURGLARY | 1982 1981 PERCENT OF CHANGE | 0 2 .00 | .00 1.69 | SHOTGUN | 1982 1981 PERCENT OF CHANGE | 23 21 9.52+ | 22.33 17.80 |
| ARSON | 1982 1981 PERCENT OF CHANGE | 0 1 .00 | .00 .85 | CUTTING AND STABBING | 1982 1981 PERCENT OF CHANGE | 11 13 15.38- | 10.68 11.02 |
| NARCOTIC DRUG LAWS | 1982 1981 PERCENT OF CHANGE | 0 1 .00 | .00 .85 | BLUNT OBJECT | 1982 1981 PERCENT OF CHANGE | 7 8 12.50- | 6.80 6.78 |
| OTHER FELONIOUS UNKNOWN | 1982 1981 PERCENT OF CHANGE | 3 3 .00 | 2.91 2.54 | PERSONAL WEAPONS | 1982 1981 PERCENT OF CHANGE | 5 4 25.00+ | 4.85 3.39 |
| LOVERS TRIANGLE | 1982 1981 PERCENT OF CHANGE | 4 11 63.64- | 3.88 9.32 | FIRE | 1982 1981 PERCENT OF CHANGE | 1 2 50.00- | .97 1.69 |
| BRAWL DUE-ALCOHOL | 1982 1981 PERCENT OF CHANGE | 9 14 35.71- | 8.74 11.86 | NARCOTICS AND DRUGS | 1982 1981 PERCENT OF CHANGE | 0 1 .00 | .00 .85 |
| BRAWL DUE-NARCOTICS | 1982 1981 PERCENT OF CHANGE | 1 0 .00 | .97 .00 | DROWNING | 1982 1981 PERCENT OF CHANGE | 1 0 .00 | .97 .00 |
| ARGUMENT-MONEY PROPERTY | 1982 1981 PERCENT OF CHANGE | 5 6 16.67- | 4.85 5.08 | STRANGULATION-HUNG | 1982 1981 PERCENT OF CHANGE | 4 1 300.00+ | 3.88 .85 |
| OTHER ARGUMENTS | 1982 1981 PERCENT OF CHANGE | 44 48 8.33- | 42.72 40.68 | OTHER | 1982 1981 PERCENT OF CHANGE | 1 3 66.67- | .97 2.54 |
| OTHER NON-FELONIOUS | 1982 1981 PERCENT OF CHANGE | 15 7 114.29+ | 14.56 5.93 | TOTAL | 1982 1981 PERCENT OF CHANGE | 103 118 12.71- | 100.00 100.00 |
| ALL SUSPECT FELONY TYPE | 1982 1981 PERCENT OF CHANGE | 4 8 50.00- | 3.88 6.78 | | | | |
| UNCLASSIFIED | 1982 1981 PERCENT OF CHANGE | 4 2 100.00+ | 3.88 1.69 | | | | |
| TOTAL | 1982 1981 PERCENT OF CHANGE | 103 118 12.71- | 100.00 100.00 | | | | |

West Virginia Murder Victims by Age, Sex, Race and Ethnic Origin

January - December 1982, 1981

| ***** | | | | | | | | | | | | |
|----------------|-------------|--------|---------|-----------------|--------|--------|--------|-----------|-----|-----|-------|---------------|
| AGE | | NUMBER | PERCENT | ***** SEX ***** | | RACE | | | | | | |
| | | | DISTRIB | MALE | FEMALE | WHITE | BLACK | AMER INDX | ASI | ISO | OTHER | ETHNIC ORIGIN |
| ***** | | | | | | | | | | | | |
| 1982 | 1-4 | 3 | 2.91 | 2 | 1 | 3 | | | | | | |
| 1981 | | 5 | 4.24 | 1 | 4 | 4 | 1 | | | | | |
| PERCENT CHANGE | | 40.00 | | 100.00 | 75.00 | 25.00 | | | | | | 40.00 |
| 1982 | 5-9 | 1 | .97 | | 1 | 1 | | | | | | |
| 1981 | | 2 | 1.69 | 2 | | 2 | | | | | | |
| PERCENT CHANGE | | 50.00 | | | | 50.00 | | | | | | 50.00 |
| 1982 | 10-14 | 3 | 2.91 | 2 | 1 | 3 | | | | | | |
| 1981 | | 0 | .00 | | | | | | | | | |
| PERCENT CHANGE | | | | | | | | | | | | |
| 1982 | 15-19 | 11 | 10.68 | 5 | 6 | 10 | 1 | | | | | |
| 1981 | | 7 | 5.93 | 7 | 7 | 7 | | | | | | |
| PERCENT CHANGE | | 57.14 | | 28.57 | | 42.86 | | | | | | 57.14 |
| 1982 | 20-24 | 11 | 10.68 | 8 | 3 | 9 | 2 | | | | | |
| 1981 | | 12 | 10.17 | 7 | 5 | 9 | 3 | | | | | |
| PERCENT CHANGE | | 8.33 | | 14.29 | 40.00 | | 33.33 | | | | | 8.33 |
| 1982 | 25-29 | 16 | 15.53 | 12 | 4 | 12 | 4 | | | | | |
| 1981 | | 16 | 13.56 | 10 | 6 | 14 | 2 | | | | | |
| PERCENT CHANGE | | | | 20.00 | 33.33 | 14.29 | 100.00 | | | | | |
| 1982 | 30-34 | 11 | 10.68 | 10 | 1 | 10 | 1 | | | | | |
| 1981 | | 16 | 13.56 | 13 | 3 | 14 | 2 | | | | | |
| PERCENT CHANGE | | 31.25 | | 23.08 | 66.67 | 28.57 | 50.00 | | | | | 31.25 |
| 1982 | 35-39 | 11 | 10.68 | 8 | 3 | 11 | | | | | | |
| 1981 | | 11 | 9.32 | 9 | 2 | 10 | 1 | | | | | |
| PERCENT CHANGE | | | | 11.11 | 50.00 | 10.00 | | | | | | |
| 1982 | 40-44 | 7 | 6.80 | 7 | | 7 | | | | | | |
| 1981 | | 10 | 8.47 | 6 | 4 | 9 | 1 | | | | | |
| PERCENT CHANGE | | 30.00 | | 16.67 | | 22.22 | | | | | | 30.00 |
| 1982 | 45-49 | 2 | 1.94 | 2 | | 2 | | | | | | |
| 1981 | | 13 | 11.02 | 7 | 6 | 11 | 2 | | | | | |
| PERCENT CHANGE | | 84.62 | | 71.43 | | 81.82 | | | | | | 84.62 |
| 1982 | 50-54 | 9 | 8.74 | 5 | 4 | 9 | | | | | | |
| 1981 | | 7 | 5.93 | 6 | 1 | 7 | | | | | | |
| PERCENT CHANGE | | 28.57 | | 16.67 | 300.00 | 28.57 | | | | | | 28.57 |
| 1982 | 55-59 | 4 | 3.88 | 4 | | 4 | | | | | | |
| 1981 | | 7 | 5.93 | 6 | 1 | 5 | 2 | | | | | |
| PERCENT CHANGE | | 42.86 | | 33.33 | | 20.00 | | | | | | 42.86 |
| 1982 | 60-64 | 5 | 4.85 | 4 | 1 | 5 | | | | | | |
| 1981 | | 3 | 2.54 | 1 | 2 | 2 | 1 | | | | | |
| PERCENT CHANGE | | 66.67 | | 300.00 | 50.00 | 150.00 | | | | | | 66.67 |
| 1982 | 65-69 | 1 | .97 | 1 | | 1 | | | | | | |
| 1981 | | 3 | 2.54 | 3 | | 3 | | | | | | |
| PERCENT CHANGE | | 66.67 | | 66.67 | | 66.67 | | | | | | 66.67 |
| 1982 | 70-74 | 5 | 4.85 | 4 | 1 | 5 | | | | | | |
| 1981 | | 2 | 1.69 | 2 | | 2 | | | | | | |
| PERCENT CHANGE | | 150.00 | | 100.00 | | 150.00 | | | | | | 150.00 |
| 1982 | 75 AND OVER | 3 | 2.91 | 2 | 1 | 2 | 1 | | | | | |
| 1981 | | 6 | 3.39 | 3 | 1 | 3 | 1 | | | | | |
| PERCENT CHANGE | | 25.00 | | 33.33 | | 33.33 | | | | | | 25.00 |
| 1982 | TOTAL | 103 | 100.00 | 76 | 27 | 94 | 9 | | | | | 103 |
| 1981 | | 118 | 100.00 | 83 | 35 | 102 | 16 | | | | | 118 |
| PERCENT CHANGE | | 12.71 | | 8.43 | 22.86 | 7.84 | 43.75 | | | | | 12.71 |
| PERCENT 1982 | | | | 73.79 | 26.21 | 91.26 | 8.74 | | | | | 100.00 |
| PERCENT 1981 | | | | 70.34 | 29.66 | 86.44 | 13.56 | | | | | 100.00 |
| ***** | | | | | | | | | | | | |

FORCIBLE RAPE

Forcible Rape is the carnal knowledge of a female forcibly and against her will. For the purpose of Uniform Crime Reporting, rape is divided into two categories: (1) Rape by Force; and (2) Attempted Rape. Carnal abuse without force (statutory rape) and other sex offenses are not included.

Forcible Rape differs from other violent crimes in that the victim in many cases, is hesitant in reporting the offense to police. The rigors of court procedures, embarrassment and fear of any accompanying stigma have a deterrent effect on the victim's willingness to make the crime known to police. The presence of a prior relationship between victim and perpetrator makes the determination of the act of force difficult to establish, and the usual clandestine nature of the offense presents a problem in verification.

FORCIBLE RAPE SUMMARY

1982

A total of 301 Forcible Rape Offenses were reported for 1982.

Forcible Rapes comprised 8.9 percent of the total for the Violent Crime Category and less than one percent of the total Crime Index Offenses.

March and May recorded the highest number of Forcible Rapes with 34 each.

A total of 216 Forcible Rapes were cleared by arrest or exceptional clearance, a clearance rate of 71.8 percent. Adults were involved in 194 of the clearances.

There were 203 persons arrested for Forcible Rape offenses; 196 of those arrested were males, 22 were under 18, and 161 were white.

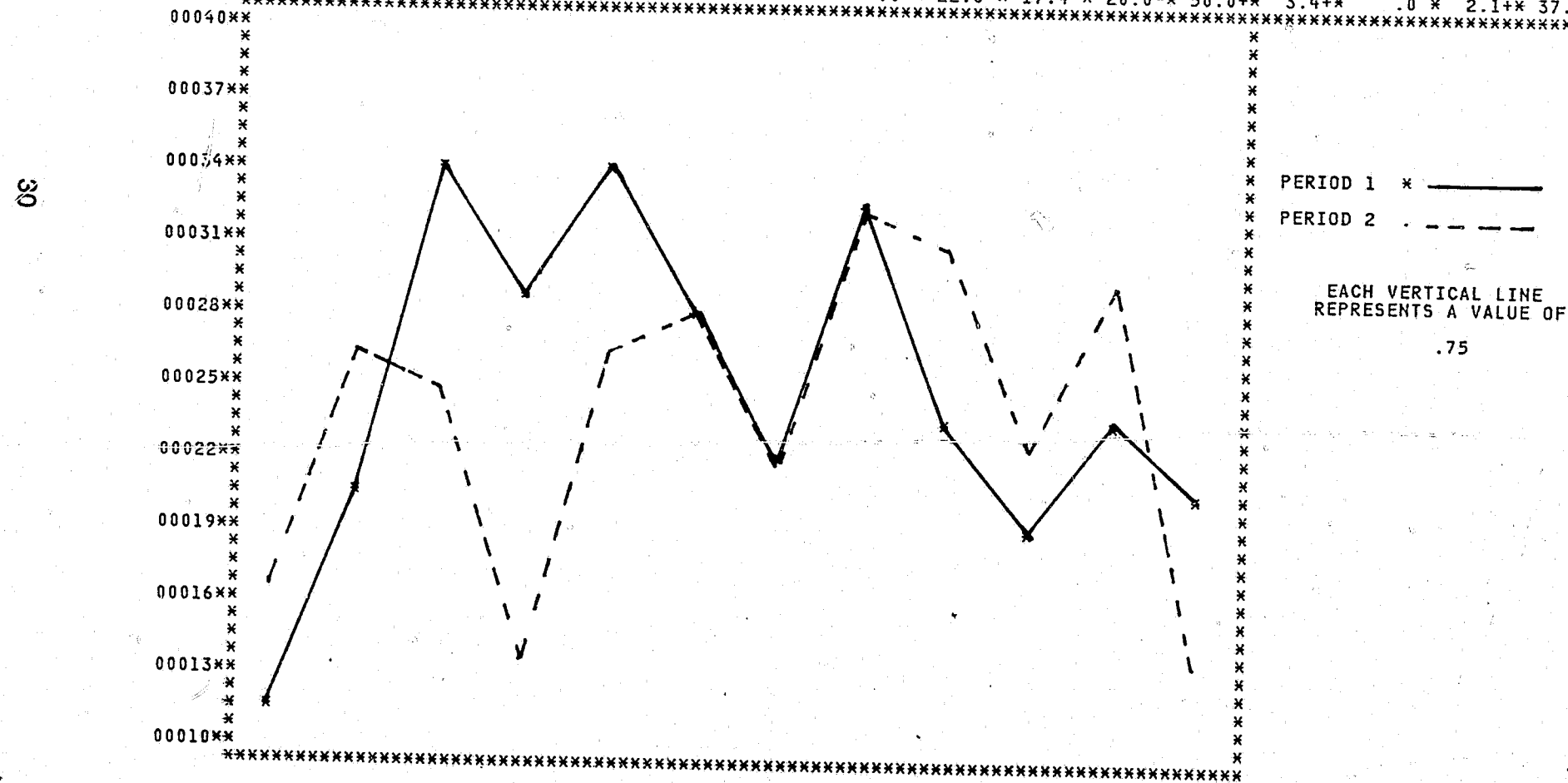
Rapes by Force occurred in 226 offenses where as 75 were assaults to Rape.

FORCIBLE RAPE

January - December 1982, 1981

RAPE OFFENSES

| NUMBER OF OFFENSES BY MONTH | | | | | | | | | | | | | | * CRIME * OFF CLEARED * | | |
|-----------------------------|---------|---------|---------|---------|---------|---------|---------|---------|---------|---------|---------|---------|-------------|-------------------------|---------|----------|
| * JAN * | * FEB * | * MAR * | * APR * | * MAY * | * JUN * | * JUL * | * AUG * | * SEP * | * OCT * | * NOV * | * DEC * | * TOT * | * (1,000) * | * ADULT * | * JUV * | * RATE * |
| 12 | 21 | 34 | 29 | 34 | 28 | 22 | 33 | 24 | 19 | 24 | 21 | 301 | .15 | 194 | 22 | |
| 17 | 27 | 25 | 14 | 27 | 28 | 22 | 33 | 31 | 23 | 30 | 14 | 291 | .15 | 190 | 16 | |
| 5- | 6- | 9+ | 15+ | 7+ | 0 | 0 | 0 | 7- | 4- | 6- | 7+ | 10+ | .00 | 4+ | 6+ | |
| 29.4 | 22.2 | 36.0 | 107.1 | 25.9 | .0 | .0 | .0 | 22.6 | 17.4 | 20.0 | 50.0 | 3.4 | .0 | 2.1 | 37.5 | |



ROBBERY

Robbery is defined as the felonious and forcible taking of the property of another against their will by violence or by putting them in fear. The element of personal confrontation is always present in this crime. Under the Uniform Crime Reporting Program, all assaults or attempts to rob are included. Robberies are reported in four general categories - gun; knife or cutting instrument; hands, fists, feet, etc.; and other dangerous weapons. As a general rule, robbery differs from larceny in that it is aggravated by the element of force or the threat of force.

Robbery, as a crime of violence, has a serious impact on the victim. In many instances, serious injury results. Oftentimes, along with physical injury or without, the victim suffers mental disturbance. Such damage is immeasurable. This is emphasized when the attempt to rob results in the death of the victim. Of course, in this case, the robbery would not be scored since the more serious offense, murder, would be reported and the robbery would serve as the motive. The placing of a dollar value, however, on the damage resulting from this type of offense is an attempt to measure that which is immeasurable.

ROBBERY SUMMARY

1982

A total of 965 Robbery Offenses were reported for 1982.

Robberies comprised 28.5 percent of the total for the Violent Crime category and 2.0 percent of the total Crime Index Offenses.

December recorded the highest number of Robberies with 103 offenses.

The total dollar value for Robbery offenses was \$602,983, an average of \$625 for each offense.

A total of 347 Robberies were cleared by arrest or exceptional clearance, a clearance rate of 35.9 percent. Adults were involved in 295 of the clearances.

There were 511 persons arrested for Robbery offenses; 461 of those arrested were males, 73 were under 18, and 372 were white.

ROBBERY BY TYPE OF WEAPON

January — December 1982

| Type of Weapon | Number of Offenses | Percent Distribution |
|-------------------------------------|--------------------|----------------------|
| Gun | 298 | 29.9% |
| Knife/Sharp Instrument | 116 | 12.0% |
| Other Dangerous Weapon | 43 | 4.5% |
| Strong Arm—Hands, Fists, Feet, Etc. | 517 | 53.6% |

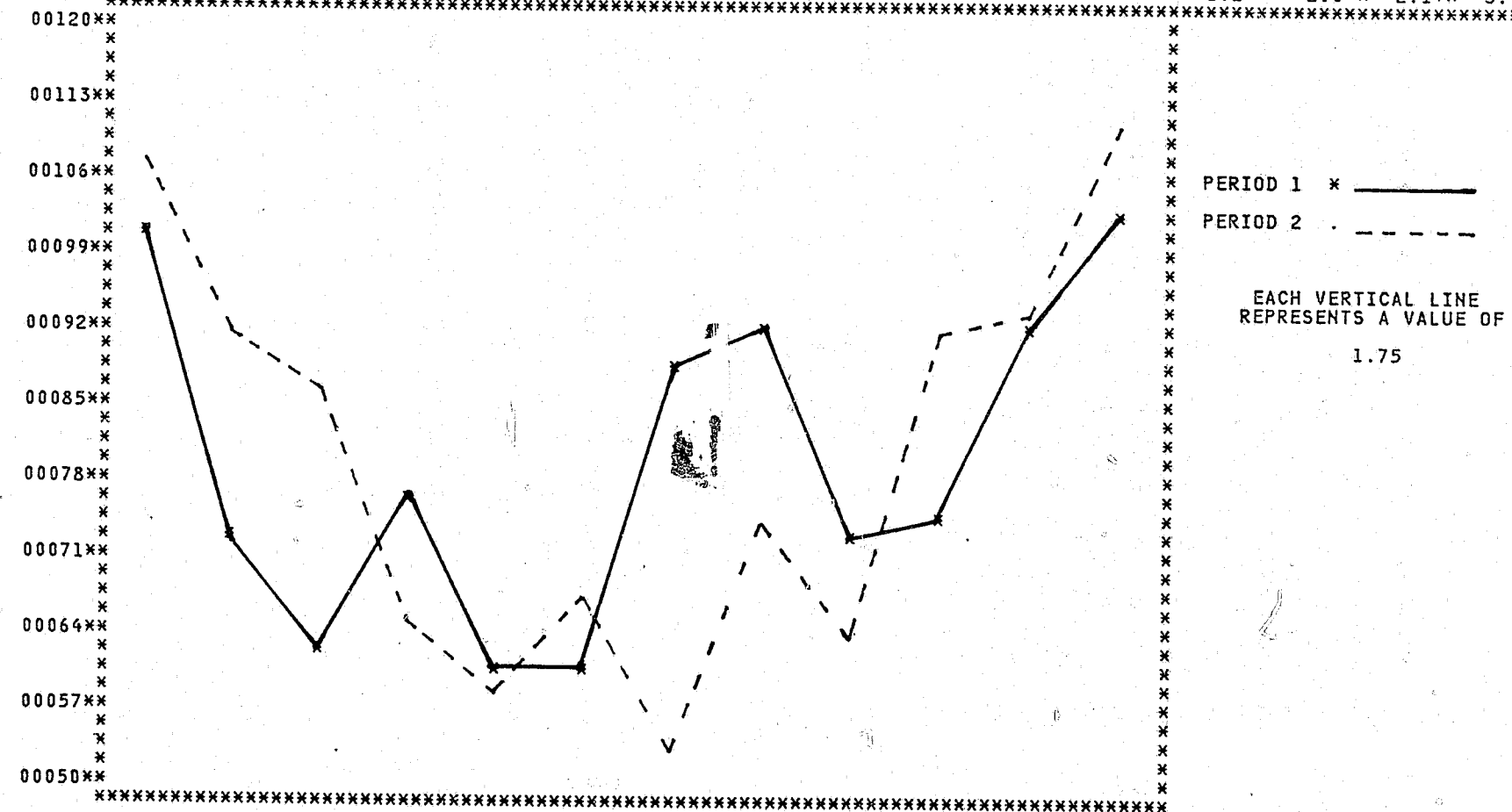
ROBBERY

January — December 1982, 1981

ROBBERY OFFENSES

| ***** NUMBER OF OFFENSES BY MONTH ***** | | | | | | | | | | | | | | * CRIME * OFF CLEARED * | | |
|---|---------|---------|---------|---------|---------|---------|---------|---------|---------|---------|---------|---------|-----------|-------------------------|---------|-------|
| ***** RATE ***** | | | | | | | | | | | | | | ***** | | |
| * JAN * | * FEB * | * MAR * | * APR * | * MAY * | * JUN * | * JUL * | * AUG * | * SEP * | * OCT * | * NOV * | * DEC * | * TOT * | *(1,000)* | * ADULT * | * JUV * | |
| PERIOD 1 82 | 102 * | 74 * | 63 * | 77 * | 61 * | 61 * | 90 * | 93 * | 73 * | 76 * | 92 * | 103 * | 965 * | .49 * | 295 * | 52 * |
| PERIOD 2 81 | 108 * | 92 * | 87 * | 67 * | 60 * | 68 * | 55 * | 75 * | 65 * | 93 * | 95 * | 112 * | 977 * | .50 * | 289 * | 54 * |
| NUMERICAL CHANGE | 6-* | 18-* | 24-* | 10+* | 1+* | 7-* | 35+* | 18+* | 8+* | 17-* | 3-* | 9-* | 12-* | .01-* | 6+* | 2-* |
| PERCENT CHANGE | 5.6-* | 19.6-* | 27.6-* | 14.9+* | 1.7+* | 10.3-* | 63.6+* | 24.0+* | 12.3+* | 18.3-* | 3.2-* | 8.0-* | 1.2-* | 2.0-* | 2.1+* | 3.7-* |

32



ROBBERY
VALUES OF PROPERTY STOLEN

January - December 1982, 1981

| ***** | | | | | | |
|------------------|-------------------|----------|--------------|-----------|-----------|---|
| CLASSIFICATION | | NUMBER | PERCENT | TOTAL | AVERAGE | |
| | | OF | OF | VALUES | VALUES | |
| | | OFFENSES | DISTRIBUTION | (DOLLARS) | (DOLLARS) | |
| ***** | | | | | | |
| HIGHWAY | 1982 | 471 | 48.81 | \$99,094 | \$210 | * |
| | 1981 | 405 | 41.45 | \$109,474 | \$270 | * |
| | PERCENT OF CHANGE | 16.30+ | 17.76+ | 9.48- | 22.22- | * |
| COMMERCIAL HOUSE | 1982 | 89 | 9.22 | \$95,157 | \$1,069 | * |
| | 1981 | 115 | 11.77 | \$71,452 | \$621 | * |
| | PERCENT OF CHANGE | 22.61- | 21.67- | 33.18+ | 72.14+ | * |
| SERVICE STATION | 1982 | 32 | 3.32 | \$9,482 | \$296 | * |
| | 1981 | 62 | 6.35 | \$40,316 | \$650 | * |
| | PERCENT OF CHANGE | 48.39- | 47.72- | 76.48- | 54.46- | * |
| CHAIN STORE | 1982 | 116 | 12.02 | \$47,440 | \$409 | * |
| | 1981 | 117 | 11.98 | \$43,471 | \$372 | * |
| | PERCENT OF CHANGE | .85- | .33+ | 9.13+ | 9.95+ | * |
| RESIDENCE | 1982 | 126 | 13.06 | \$78,020 | \$619 | * |
| | 1981 | 119 | 12.18 | \$95,485 | \$802 | * |
| | PERCENT OF CHANGE | 5.88+ | 7.22+ | 18.29- | 22.82- | * |
| BANK | 1982 | 11 | 1.14 | \$79,829 | \$7,257 | * |
| | 1981 | 4 | .41 | \$41,000 | \$10,250 | * |
| | PERCENT OF CHANGE | 5.00+ | 178.05+ | 94.70+ | 29.20- | * |
| MISCELLANEOUS | 1982 | 120 | 12.44 | \$193,961 | \$1,616 | * |
| | 1981 | 155 | 15.86 | \$82,405 | \$532 | * |
| | PERCENT OF CHANGE | 22.58- | 21.56- | 135.38+ | 203.76+ | * |
| TOTAL | 1982 | 965 | 100.00 | \$602,983 | \$625 | * |
| | 1981 | 977 | 100.00 | \$483,603 | \$495 | * |
| | PERCENT OF CHANGE | 1.23- | | 24.69+ | 26.26+ | * |
| ***** | | | | | | |

FELONIOUS ASSAULT

Felonious Assault, as defined under the West Virginia Uniform Crime Reporting Program, is an attempt or offer with unlawful force or violence, to do serious physical injury to another. Attempts are included since it is not necessary that any injury result when a gun, knife, or other weapon is used which would result in serious physical injury if the crime were successfully completed.

The use or attempted use of a dangerous weapon in an assault or the serious injury inflicted by hands, fists, or feet separates this offense from those assaults categorized as "simple" and not felonious in nature.

The victim of an actual assault of this type may suffer serious injury or permanent disability and all assaults to kill and attempts to kill are recorded in this area. As with murder, the use of weapons to inflict these serious injuries make this offense a subject for analysis.

FELONIOUS ASSAULT SUMMARY

1982

A total of 2,018 Felonious Assault Offenses were reported for 1982.

Felonious Assaults comprised 59.6 percent of the total for the Violent Crime category and 4.2 percent of the total Crime Index Offenses.

August recorded the highest number of Felonious Assaults with 202 offenses.

There were 103.6 Felonious Assaults per 100,000 population in West Virginia.

A total of 1,525 Felonious Assaults were cleared by arrest or exceptional clearance, a clearance rate of 77.4 percent. Adults were involved in 1,383 of the clearances.

There were 978 persons arrested for Felonious Assault offenses; 891 of those arrested were males, 60 were under 18, and 837 were white.

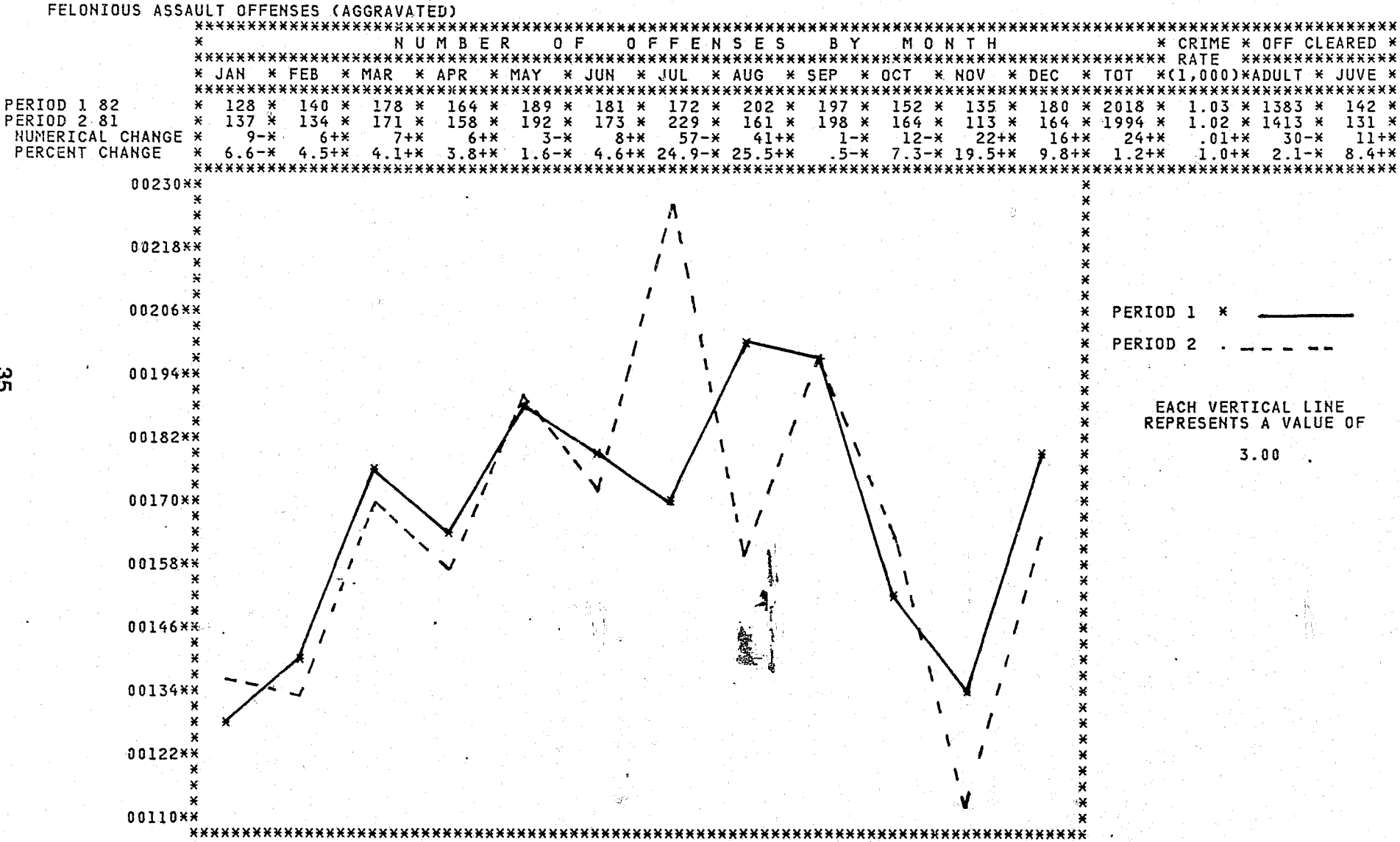
FELONIOUS ASSAULT BY TYPE OF WEAPON

January — December 1982

| Type of Weapon | Number of Offenses | Percent Distribution |
|-------------------------------------|--------------------|----------------------|
| Gun | 260 | 12.9% |
| Knife/Sharp Instrument | 372 | 18.4% |
| Other Dangerous Weapon | 341 | 16.9% |
| Hands, Fists, Feet, Etc.—Aggravated | 1,045 | 51.8% |

FELONIOUS ASSAULTS

January - December 1982, 1981



BREAKING AND ENTERING

Under this Program, Breaking and Entering is defined as an unlawful entry or attempted forcible entry of any structure to commit a felony or larceny.

Data collection for this offense is further categorized as to forcible entries, unlawful entries where no force is used, and attempted entries.

As with other nonviolent crimes, the motive of personal gain coupled with the element of opportunity, results in the commission of this offense by both the amateur and the professional perpetrator. Only the absence of confrontation and the use of force separate this crime from Robbery of the violent crime group. However, detection during commission many times results in a confrontation of the victim by the perpetrator demonstrating why this offense is considered the most serious of the nonviolent crime group.

The volume of this offense presents the police with a serious enforcement problem made more difficult in many areas by the lack of sufficient personnel to act as a deterrent and to provide successful solutions of these crimes.

BREAKING AND ENTERING SUMMARY

1982

A total of 13,802 Breaking and Entering offenses were reported for 1982.

Breaking and Entering comprised 30.8 percent of the total for the Non-Violent Crime category and 28.6 percent of the total Crime Index Offenses.

December recorded the highest number of Breaking and Enterings with 1,316 offenses.

There were 708.5 Breaking and Enterings per 100,000 population in West Virginia.

Breaking and Enterings of residences accounted for 7,877 of the total offenses; 7,825 of the total offenses were at night.

The total dollar value for Breaking and Entering offenses was \$8,835,577, an average of \$640 for each offense.

A total of 2,831 Breakings and Enterings were cleared by arrest or exceptional clearance, a clearance rate of 20.5 percent. Adults were involved in 2,110 of the clearances.

There were 2,785 persons arrested for Breaking and Entering offenses; 2,665 of those arrested were males, 932 were under 18, and 2,489 were white.

BREAKING & ENTERING BY TYPE OF ENTRY

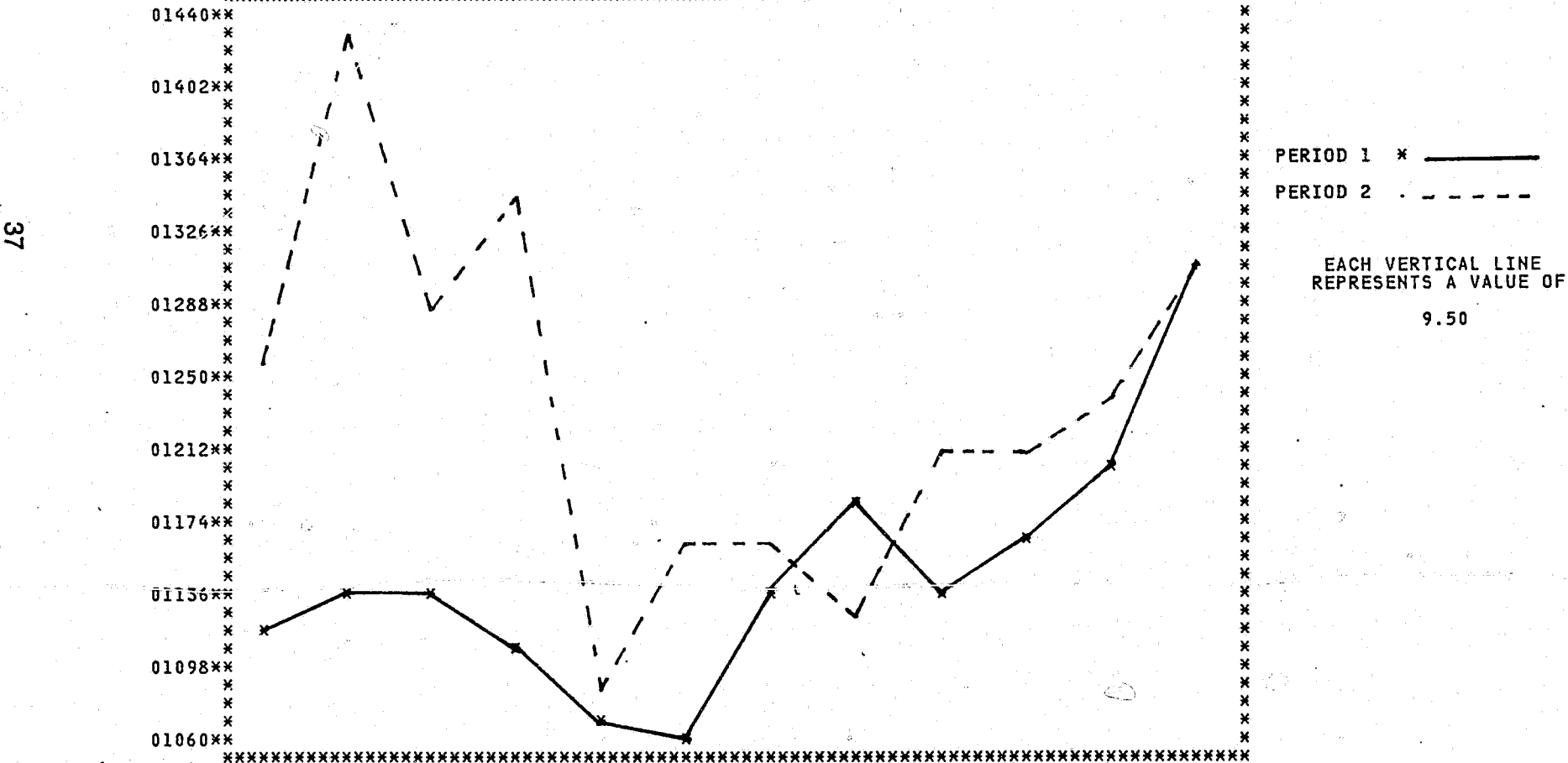
January — December 1982

| Type of Entry | Number of Offenses | Percent Distribution |
|---------------------------|--------------------|----------------------|
| Forcible Entry | 10,779 | 78.1% |
| Unlawful Entry — No Force | 2,201 | 15.9% |
| Attempted Forcible Entry | 822 | 6.0% |

BREAKING AND ENTERING

January - December 1982, 1981

| BREAKING AND ENTERING OFFENSES | | | | | | | | | | | | | | |
|---|----------|----------|----------|----------|----------|----------|----------|----------|----------|----------|----------|----------|---------------------|----------|
| ***** | | | | | | | | | | | | | | |
| * NUMBER OF OFFENSES BY MONTH * CRIME * OFF CLEARED * | | | | | | | | | | | | | | |
| ***** RATE ***** | | | | | | | | | | | | | | |
| * JAN * | * FEB * | * MAR * | * APR * | * MAY * | * JUN * | * JUL * | * AUG * | * SEP * | * OCT * | * NOV * | * DEC * | * TOT * | * (1,000) * ADULT * | * JUV * |
| ***** | | | | | | | | | | | | | | |
| PERIOD 1 82 | * 1121 * | * 1136 * | * 1137 * | * 1108 * | * 1072 * | * 1060 * | * 1144 * | * 1186 * | * 1144 * | * 1172 * | * 1206 * | * 1316 * | * 13802 * | * 7.04 * |
| PERIOD 2 81 | * 1266 * | * 1436 * | * 1292 * | * 1352 * | * 1092 * | * 1171 * | * 1167 * | * 1133 * | * 1212 * | * 1221 * | * 1247 * | * 1316 * | * 14905 * | * 7.60 * |
| NUMERICAL CHANGE | * 145-* | * 300-* | * 155-* | * 244-* | * 20-* | * 111-* | * 23-* | * 53+* | * 68-* | * 49-* | * 41-* | * 0 * | * 1103-* | * .56-* |
| PERCENT CHANGE | * 11.5-* | * 20.9-* | * 12.0-* | * 18.0-* | * 1.8-* | * 9.5-* | * 2.0-* | * 4.7+* | * 5.6-* | * 4.0-* | * 3.3-* | * 0 * | * 7.4-* | * 7.4-* |
| ***** | | | | | | | | | | | | | | |



BREAKING & ENTERING

Value of Property Stolen
January - December 1982, 1981

| CLASSIFICATION | | NUMBER OF OFFENSES | PERCENT OF DISTRIBUTION | TOTAL VALUES (DOLLARS) | AVERAGE VALUES (DOLLARS) |
|----------------|-------------------|--------------------------|-------------------------------|------------------------------|--------------------------------|
| ***** | | | | | |
| RESIDENCE | 1982 | 7,877 | 57.07 | \$4,991,971 | \$634 |
| | 1981 | 8,679 | 58.23 | \$7,491,953 | \$863 |
| | PERCENT OF CHANGE | 9.24- | 1.99- | 33.37- | 26.54- |
| | | | | | |
| NIGHT | 1982 | 3,636 | 26.34 | \$2,311,137 | \$636 |
| | 1981 | 3,890 | 26.10 | \$3,936,817 | \$1,012 |
| | PERCENT OF CHANGE | 6.53- | .92+ | 41.29- | 37.15- |
| | | | | | |
| DAY | 1982 | 1,849 | 13.40 | \$1,195,020 | \$646 |
| | 1981 | 2,207 | 14.81 | \$1,667,520 | \$756 |
| | PERCENT OF CHANGE | 16.22- | 9.52- | 28.34- | 14.55- |
| | | | | | |
| UNKNOWN | 1982 | 2,392 | 17.33 | \$1,485,814 | \$621 |
| | 1981 | 2,582 | 17.32 | \$1,887,616 | \$731 |
| | PERCENT OF CHANGE | 7.36- | .06+ | 21.29- | 15.05- |
| | | | | | |
| NONRESIDENCE | 1982 | 5,925 | 42.93 | \$3,843,606 | \$649 |
| | 1981 | 6,226 | 41.77 | \$3,926,365 | \$631 |
| | PERCENT OF CHANGE | 4.83- | 2.78+ | 2.11- | 2.85+ |
| | | | | | |
| NIGHT | 1982 | 4,189 | 30.35 | \$2,673,858 | \$638 |
| | 1981 | 4,456 | 29.90 | \$2,835,683 | \$636 |
| | PERCENT OF CHANGE | 5.99- | 1.51+ | 5.71- | .31+ |
| | | | | | |
| DAY | 1982 | 333 | 2.41 | \$212,534 | \$638 |
| | 1981 | 347 | 2.33 | \$201,665 | \$581 |
| | PERCENT OF CHANGE | 4.03- | 3.43+ | 5.39+ | 9.81+ |
| | | | | | |
| UNKNOWN | 1982 | 1,403 | 10.17 | \$957,214 | \$682 |
| | 1981 | 1,423 | 9.55 | \$889,017 | \$625 |
| | PERCENT OF CHANGE | 1.41- | 6.49+ | 7.67+ | 9.12+ |
| | | | | | |
| TOTAL | 1982 | 13,802 | 100.00 | \$8,835,577 | \$640 |
| | 1981 | 14,905 | 100.00 | \$11,418,318 | \$766 |
| | PERCENT OF CHANGE | 7.40- | | 22.62- | 16.45- |
| | | | | | |
| ***** | | | | | |

LARCENY-THEFT

Larceny-Theft is the unlawful taking or stealing of articles of value without the use of force, violence, or fraud. It includes crimes such as shoplifting, pocket-picking, purse-snatching, thefts from autos, and the theft of auto parts and accessories. Motor Vehicle Theft is excluded from this category for crime reporting purposes, inasmuch as it is a separate Crime Index Offense.

Larceny offenses cleared by police arrest are dramatically affected by the nature of the crime. As with other Non-Violent Crimes, opportunity and stealth, working in favor of the perpetrator and against police detection, reduce solutions for this offense.

As with other offenses against property, Larceny is primarily a crime of opportunity. Types of Larcenies will differ in volume depending upon the opportunity for theft offered in a given area.

When average value is applied to the reported crimes in this category, the dollar loss to victims was \$307. It is true that a portion of goods stolen was recovered and returned to the victims, but the relatively low percentage of crimes cleared by arrest, and the lack of specific identification characteristics on such property indicates these recoveries will not materially reduce the overall loss. In addition, many offenses in this category, particularly where the value of goods stolen is small, never come to police attention.

LARCENY-THEFT SUMMARY

1982

A total of 27,503 Larceny-Theft offenses were reported for 1982.

Larceny-Theft comprised 61.3 percent of the total for the Non-Violent Crime category and 57.0 percent of the total Crime Index Offenses.

June recorded the highest number of Larceny-Thefts with 2,627 offenses.

There were 1,411.9 Larceny-Thefts per 100,000 population in West Virginia.

Larceny-Thefts from automobiles accounted for 6,013 of the total offenses.

The total dollar value for Larceny-Theft offenses was \$8,439,945, an average of \$307 for each offense; of the total offenses, 10,267 were \$50 to \$200 in value.

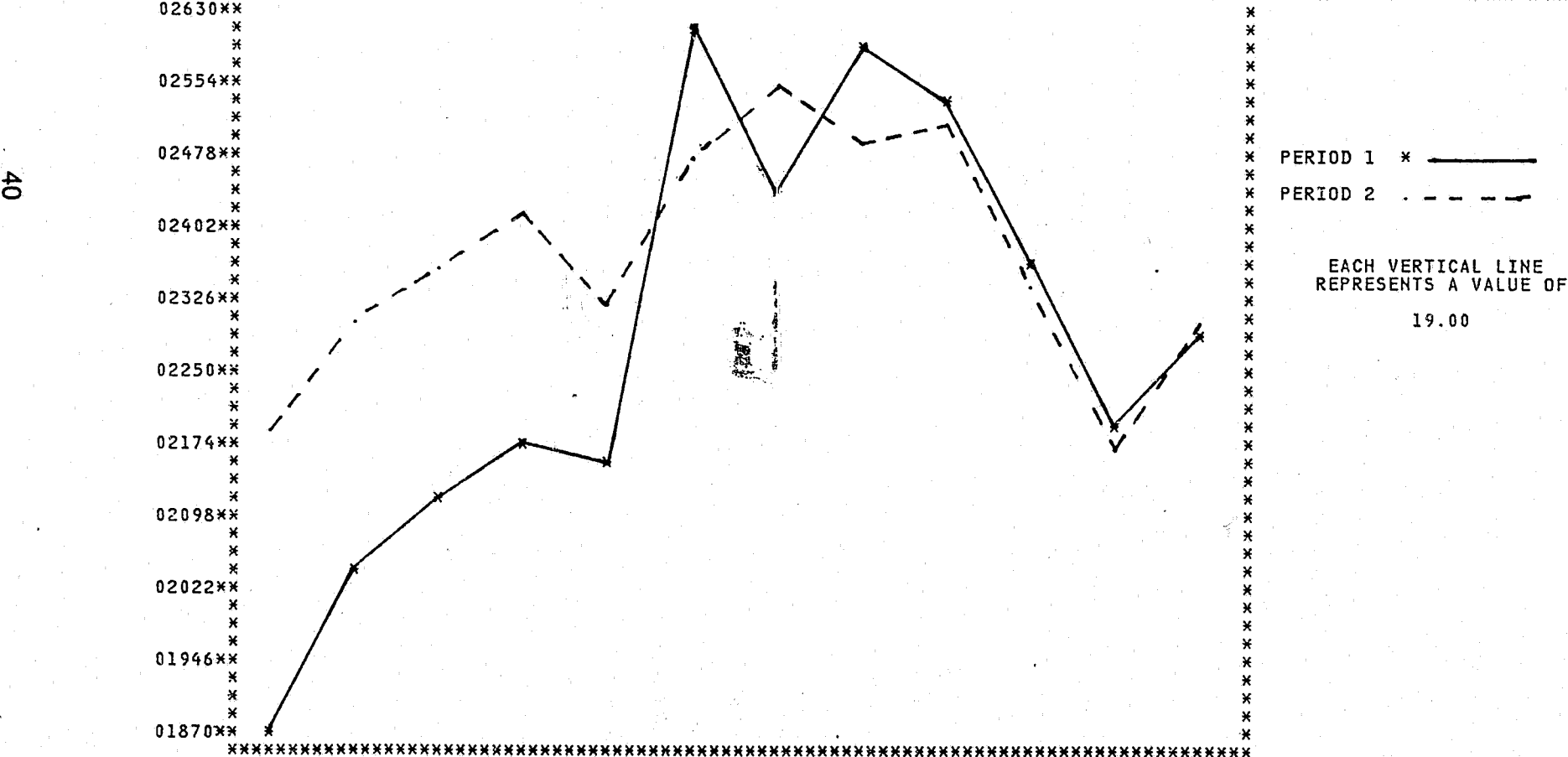
A total of 6,082 Larceny-Thefts were cleared by arrest or exceptional clearance, a clearance rate of 22.1 percent. Adults were involved in 5,122 of the clearances.

There were 6,279 persons arrested for Larceny-Theft offenses; 4,697 of those arrested were males, 1,229 were under 18, and 5,533 were white.

LARCENY - THEFT

January - December 1982, 1981

| | | | | | | | | | | | | | | | | | | | |
|------------------------|--|---|--|--|--|--|--|--|--|--|--|--|--|--|--|--|--|--|--|
| LARCENY THEFT OFFENSES | | ***** | | | | | | | | | | | | | | | | | |
| | | * NUMBER OF OFFENSES BY MONTH * CRIME * OFF CLEARED * | | | | | | | | | | | | | | | | | |
| | | ***** RATE ***** | | | | | | | | | | | | | | | | | |
| | | * JAN * FEB * MAR * APR * MAY * JUN * JUL * AUG * SEP * OCT * NOV * DEC * TOT * (1,000) * ADULT * JUVE * | | | | | | | | | | | | | | | | | |
| PERIOD 1 82 | | * 1872 * 2058 * 2125 * 2190 * 2160 * 2627 * 2442 * 2607 * 2543 * 2372 * 2205 * 2302 * 27503 * 14.03 * 5122 * 960 * | | | | | | | | | | | | | | | | | |
| PERIOD 2 81 | | * 2195 * 2312 * 2380 * 2423 * 2335 * 2490 * 2563 * 2509 * 2520 * 2353 * 2192 * 2315 * 28587 * 14.58 * 4881 * 1101 * | | | | | | | | | | | | | | | | | |
| NUMERICAL CHANGE | | * 323- * 254- * 255- * 233- * 175- * 137+ * 121- * 98+ * 23+ * 19+ * 13+ * 13- * 1084- * .55- * 241+ * 141- * | | | | | | | | | | | | | | | | | |
| PERCENT CHANGE | | * 14.7- * 11.0- * 10.7- * 9.6- * 7.5- * 5.5+ * 4.7- * 3.9+ * .9+ * .8+ * .6+ * .6- * 3.8- * 3.8- * 4.9+ * 12.8- * | | | | | | | | | | | | | | | | | |
| | | ***** | | | | | | | | | | | | | | | | | |



LARCENY - THEFT

Value of Property Stolen

January - December 1982, 1981

| CLASSIFICATION | NUMBER OF OFFENSES | PERCENT OF DISTRIBUTION | TOTAL VALUES (DOLLARS) | AVERAGE VALUES (DOLLARS) |
|----------------------------|--------------------------|-------------------------------|------------------------------|--------------------------------|
| POCKET-PICKETING | 1982 * 177 | .64 | \$38,623 | \$218 |
| | 1981 * 164 | .57 | \$39,955 | \$244 |
| PERCENT OF CHANGE | * 7.93+ | 12.28+ | 3.33- | 10.66- |
| PURSE-SNATCHING | 1982 * 270 | .98 | \$49,613 | \$184 |
| | 1981 * 287 | 1.00 | \$41,457 | \$144 |
| PERCENT OF CHANGE | * 5.92- | 2.00- | 19.67+ | 27.78+ |
| CARGO THEFTS | 1982 * 170 | .62 | \$372,252 | \$2,190 |
| | 1981 * 165 | .58 | \$241,034 | \$1,461 |
| PERCENT OF CHANGE | * 3.03+ | 6.90+ | 54.44+ | 49.90+ |
| SHOPLIFTING | 1982 * 3,577 | 13.01 | \$156,968 | \$44 |
| | 1981 * 3,230 | 11.30 | \$178,866 | \$55 |
| PERCENT OF CHANGE | * 10.74+ | 15.13+ | 12.24- | 20.00- |
| FROM AUTOS | 1982 * 6,013 | 21.86 | \$2,056,864 | \$342 |
| | 1981 * 6,998 | 24.48 | \$1,907,793 | \$273 |
| PERCENT OF CHANGE | * 14.08- | 10.70- | 7.81+ | 25.27+ |
| AUTO PARTS AND ACCESSORIES | 1982 * 4,772 | 17.35 | \$907,126 | \$190 |
| | 1981 * 4,799 | 16.79 | \$832,626 | \$173 |
| PERCENT OF CHANGE | * .56- | 3.34+ | 8.95+ | 9.83+ |
| BICYCLES | 1982 * 2,447 | 8.90 | \$292,515 | \$120 |
| | 1981 * 2,456 | 8.59 | \$348,532 | \$142 |
| PERCENT OF CHANGE | * .37- | 3.61+ | 16.07- | 15.49- |
| FROM BUILDINGS | 1982 * 4,220 | 15.34 | \$1,948,360 | \$462 |
| | 1981 * 4,658 | 16.29 | \$3,791,505 | \$814 |
| PERCENT OF CHANGE | * 9.40- | 5.83- | 48.61- | 43.24- |
| COIN OPERATED MACHINES | 1982 * 308 | 1.12 | \$42,672 | \$139 |
| | 1981 * 256 | .90 | \$61,003 | \$238 |
| PERCENT OF CHANGE | * 20.31+ | 24.44+ | 30.05- | 41.60- |
| LIVE STOCK | 1982 * 112 | .41 | \$88,872 | \$794 |
| | 1981 * 135 | .47 | \$70,040 | \$519 |
| PERCENT OF CHANGE | * 17.04- | 12.77- | 26.89+ | 52.99+ |
| ALL OTHER | 1982 * 5,437 | 19.77 | \$2,486,080 | \$457 |
| | 1981 * 5,439 | 19.03 | \$3,761,304 | \$692 |
| PERCENT OF CHANGE | * .04- | 3.89+ | 33.90- | 33.96- |
| TOTAL | 1982 * 27,503 | 100.00 | \$8,439,945 | \$307 |
| | 1981 * 28,587 | 100.00 | \$11,274,115 | \$394 |
| PERCENT OF CHANGE | * 3.79- | | 25.14- | 22.08- |

MOTOR VEHICLE THEFT

In Uniform Crime Reporting, Motor Vehicle Theft includes all thefts of a motor vehicle. This includes all vehicles which can be registered as a motor vehicle in this State. This definition excludes taking a motor vehicle for temporary use, such as family situation or unauthorized use by others having lawful access to the vehicle, such as chauffeurs, etc.

The crime of Motor Vehicle Theft has been labeled primarily as a crime of opportunity. The youthful offender finds the motor vehicle easily accessible for transportation for any purpose. The remaining thefts are mainly for the purpose of resale, theft of parts, and for use in committing other crimes.

MOTOR VEHICLE THEFT SUMMARY

1982

A total of 3,539 Motor Vehicle Theft offenses were reported for 1982.

Motor Vehicle Theft comprised 7.9 percent of the total for the Non-Violent Crime category and 7.3 percent of the total Crime Index Offenses.

August recorded the highest number of Motor Vehicle Thefts with 327 offenses.

There were 181.7 Motor Vehicle Thefts per 100,000 population in West Virginia.

The total dollar value for Motor Vehicle Theft offenses was \$15,278,620, an average of \$4,317 for each offense.

A total of 929 Motor Vehicle Thefts were cleared by arrest or exceptional clearance, a clearance rate of 26.2 percent. Adults were involved in 769 of the clearances.

There were 580 persons arrested for Motor Vehicle Theft offenses; 545 of those arrested were males, 203 were under 18, and 558 were white.

MOTOR VEHICLE THEFT BY TYPE OF MOTOR VEHICLE

January — December 1982

| Type of Motor Vehicle | Number of Offenses | Percent Distribution |
|-----------------------|--------------------|----------------------|
| Autos | 2,115 | 59.8% |
| Trucks and Buses | 947 | 26.7% |
| Other Vehicles | 477 | 13.5% |

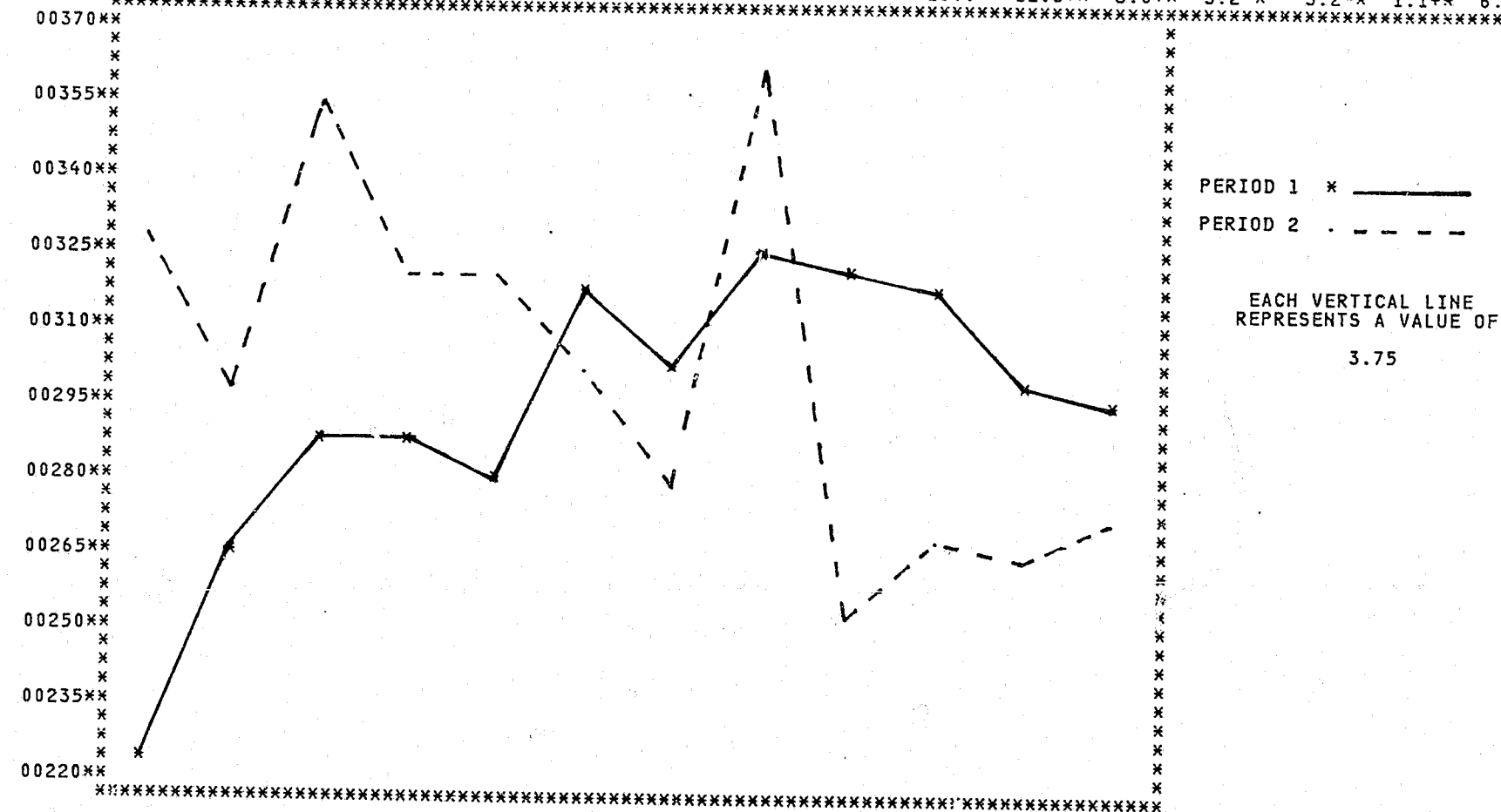
MOTOR VEHICLE THEFT

January - December 1982, 1981

MOTOR VEHICLE THEFT OFFENSES

| NUMBER OF OFFENSES BY MONTH | | | | | | | | | | | | | | * CRIME * OFF CLEARED * |
|-----------------------------|----------|----------|----------|----------|----------|---------|---------|----------|----------|----------|----------|---------|------------------|-------------------------|
| * JAN * | * FEB * | * MAR * | * APR * | * MAY * | * JUN * | * JUL * | * AUG * | * SEP * | * OCT * | * NOV * | * DEC * | * TOT * | *(1,000)*ADULT * | * JUV * |
| PERIOD 1 82 | * 226 * | * 265 * | * 288 * | * 288 * | * 283 * | * 319 * | * 304 * | * 327 * | * 322 * | * 318 * | * 301 * | * 298 * | * 3539 * | * 1.80 * |
| PERIOD 2 81 | * 332 * | * 301 * | * 356 * | * 323 * | * 323 * | * 306 * | * 280 * | * 365 * | * 254 * | * 272 * | * 268 * | * 276 * | * 3656 * | * 1.86 * |
| NUMERICAL CHANGE | * 106-* | * 36-* | * 68-* | * 35-* | * 40-* | * 13+* | * 24+* | * 38-* | * 68+* | * 46+* | * 33+* | * 22+* | * 117-* | * .06-* |
| PERCENT CHANGE | * 31.9-* | * 12.0-* | * 19.1-* | * 10.8-* | * 12.4-* | * 4.2+* | * 8.6+* | * 10.4-* | * 26.8+* | * 16.9+* | * 12.3+* | * 8.0+* | * 3.2-* | * 3.2-* |
| | * 1.1+* | * 6.4-* | | | | | | | | | | | | |

43



WEST VIRGINIA ARREST DATA

WEST VIRGINIA ARREST INFORMATION

The West Virginia Crime Reporting Program requires the monthly reporting of data concerning persons arrested in the state. A record of total arrest activity for criminal acts in both Part I and Part II crime classes is received from 367 county, state and municipal law enforcement agencies and is analyzed and arranged according to age, sex, race and ethnic origin of persons arrested. Traffic arrests, except Driving While Intoxicated, are not reported. A total of 80,569 arrests for Part I and Part II criminal offenses were reported during 1982. This was a decrease of 10,108 arrests over the 1981 figure of 90,677. Based on 1982 population estimates, there was a statewide arrest rate of 4,136.0 arrests per 100,000 persons in West Virginia. The arrest rate in 1981 was 4,647.7.

Since 1978, the number of persons arrested for Part I and Part II offenses has increased 4.2 percent while the arrest rate has increased 0.3 percent.

A person is counted on the monthly arrest report each time he or she is arrested or summoned. It should be kept in mind that the volume of arrests may vary from time to time due to the differences in local arrest procedures and policies. It should be noted that a person may be arrested several times during a given month for the same or different offenses. This occurs frequently for such crimes as drunkenness, disorderly conduct and similar offenses. A juvenile is counted as "arrested" when the circumstances are such that if he or she were an adult, an arrest would be counted or when police or other official action beyond a mere interview, warning or admonishment is taken.

These arrest figures do not indicate the actual number of individual persons arrested or summoned since, as has been pointed out, one person may be arrested several times during the month. However, arrest information is useful in measuring the extent of law enforcement activity in a given geographical area as well as providing an index for measuring the involvement in criminal acts by the age, sex, race and ethnic origin of the perpetrators.

Of all reported arrests for 1982, 14.2 percent were for Part I Offenses (Murder, Forcible Rape, Robbery, Felonious Assault, Breaking and Entering, Larceny - Theft and Motor Vehicle Theft). Analysis of Part I arrests indicates that Larceny, as in past years, comprised the highest percentage of all arrests for Part I crimes with 54.8 percent. The "drunkenness" category continues to record the highest percent of arrests for Part II Offenses. In 1982, this offense accounted for 39.0 percent of all reported arrests for Part II crimes.

Juveniles were involved in 7.5 percent of the arrests in 1982 compared to 7.7 in 1981. This marked a decrease of 0.2 percent of juvenile participation in criminal acts. Female arrests amounted to 14.2 percent of the total compared to 12.0 in 1981. Since 1978 female participation has decreased 3.1 percent in Part I Offenses, and increased 3.5 percent for total Part I and Part II Offenses.

Arrests by race show that 93.0 percent of the persons arrested were White while 7.0 were Negro. Hispanics comprised 0.1 percent of all persons arrested in 1982.

VIOLENT CRIME

Arrests for crimes of violence (Murder, Rape, Robbery and Felonious Assault) on a statewide basis accounted for 15.7 percent of all arrests for Part I and 2.2 percent of the total arrests for all offenses. A further evaluation indicates that arrests for Felonious Assault were the most frequent, representing 54.4 percent of the total arrests for violent crimes.

PROPERTY CRIME

Property crime arrests (Breaking and Entering, Larceny - Theft and Motor Vehicle Theft) comprised 84.2 percent of all arrests for Part I offenses and 12.0 percent of all arrests.

The highest percentage of property crime arrests, 65.1 percent, occurred in the Larceny-Theft category.

NARCOTIC DRUG LAW ARRESTS

Information concerning arrests for narcotic drug law arrests is collected and analyzed according to specific drug categories. During 1982, a total of 2,322 arrests were made for narcotic drug law violations, a increase of 103 arrests over 1981. Evaluation of data reported for 1982 discloses that 28.3, percent of all persons arrested for narcotic drug law violations were under 21 years of age. Moreover, 8.2 percent of those arrested were under 18 years of age. Analysis of individual drug categories showed that the highest percentage of arrests, 83.1 percent, involved marijuana. The lowest percentage of arrests occurred in the other dangerous non-narcotic drugs category, amounting to only 4.7 percent.

GAMBLING ARRESTS

Arrests for gambling offenses during 1982 amounted to 0.3 percent of all reported arrests for Part I and Part II offenses. Of those arrested for gambling, 86.0 percent were males. The highest percentage of arrests for gambling offenses, 16.2 percent, occurred in the 30-34 age categories. A total of 271 gambling arrests were reported during 1982, a increase of 108 from the 1981 figure.

JUVENILE DISPOSITION DATA

Each police department must provide information regarding the disposition of juveniles arrested by that department. The following summary is provided.

| | |
|--|-------|
| Handled within Department and released | 2,209 |
| Referred to Juvenile Court or Probation Department | 3,584 |
| Referred to Welfare Agency | 97 |
| Referred to other Police Agency | 56 |
| Referred to Criminal or Adult Court | 135 |
| Total | 6,081 |

ARRESTS - PART I AND PART II

January - December 1982, 1981

ARRESTS (PART I AND II)

| NUMBER OF ARRESTS BY MONTH | | | | | | | | | | | | | | CRIME * AGE CATEGORY | |
|----------------------------|------|------|------|------|------|------|------|------|------|------|------|-------|----------------|----------------------|------|
| | | | | | | | | | | | | | | RATE | |
| JAN | FEB | MAR | APR | MAY | JUN | JUL | AUG | SEP | OCT | NOV | DEC | TOT | *(1,000)*ADULT | JUVE | |
| 6195 | 6750 | 7883 | 7688 | 7536 | 6519 | 7020 | 6681 | 6308 | 5993 | 6032 | 5964 | 80569 | 41.09 | 74488 | 6081 |
| 7090 | 7699 | 8457 | 8340 | 7758 | 7011 | 7874 | 7819 | 7828 | 7463 | 6866 | 6472 | 90677 | 46.25 | 83681 | 6996 |
| 895 | 949 | 574 | 652 | 222 | 492 | 854 | 1138 | 1520 | 1470 | 834 | 508 | 10108 | 5.16 | 9193 | 915 |
| 12.6 | 12.3 | 6.8 | 7.8 | 2.9 | 7.0 | 10.8 | 14.6 | 19.4 | 19.7 | 12.1 | 7.8 | 11.1 | 11.2 | 11.0 | 13.1 |

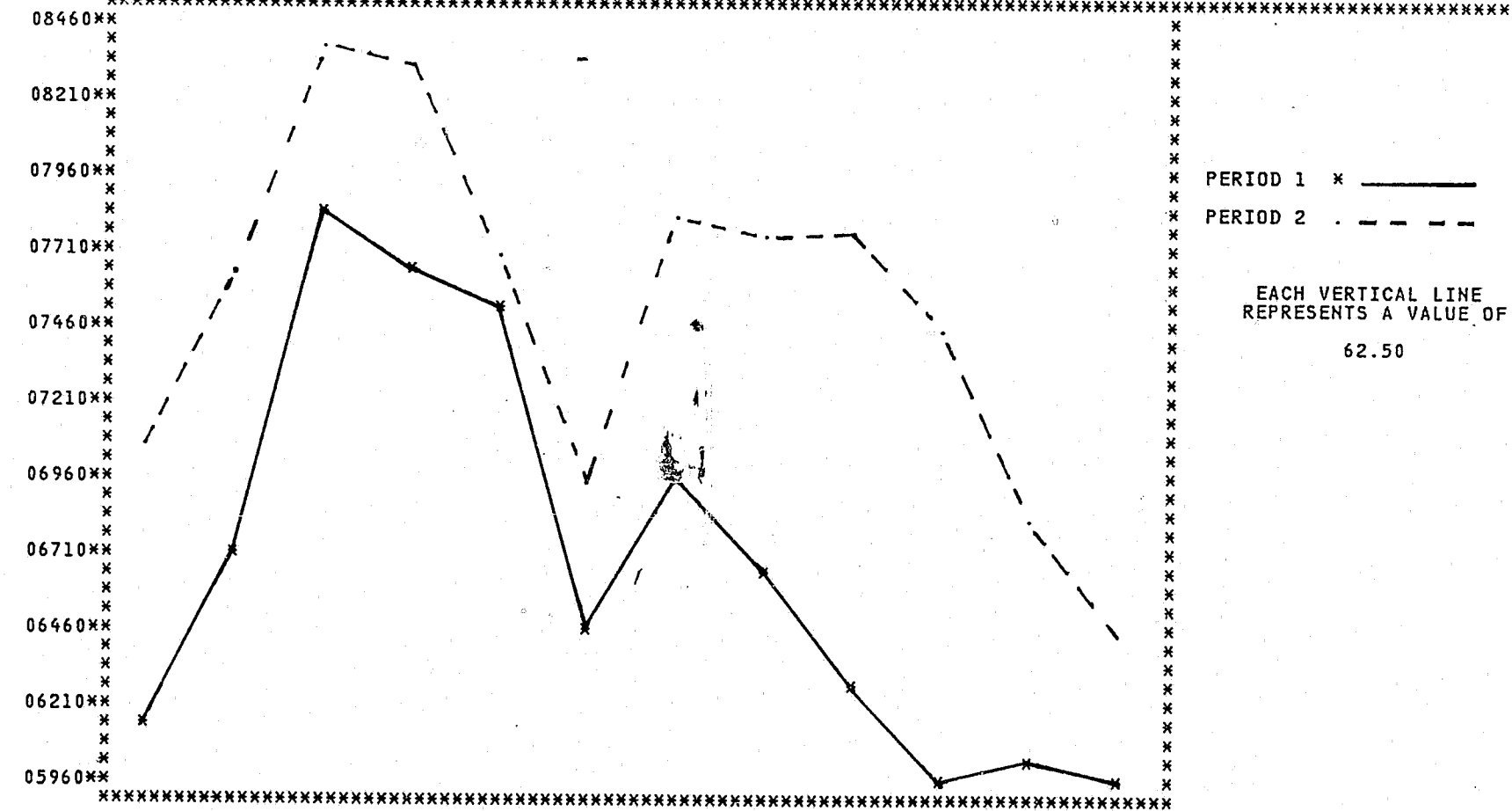
PERIOD 1 82

PERIOD 2 81

NUMERICAL CHANGE

PERCENT CHANGE

48



TOTAL WEST VIRGINIA ARRESTS

January - December 1982, 1981

| ***** | | | | ***** | | | | | |
|--|--|--|--|----------|---------|----------|--------|---------|----------|
| | | | | * 1982 * | | * 1981 * | | | |
| ***** | | | | ***** | | | | | |
| ARREST CHARGE CLASSIFICATION | | | | NUMBER | PERCENT | CRIME | NUMBER | PERCENT | CRIME |
| | | | | OF | DIST. | RATE PER | OF | DIST. | RATE PER |
| | | | | ARREST | | 1000 | ARREST | | 1000 |
| ***** | | | | ***** | | | | | |
| *MURDER | | | | 106 | .13 | .05 | 130 | .14 | .06 |
| *MANSLAUGHTER | | | | 14 | .02 | | 21 | .02 | .01 |
| *FORCIBLE RAPE | | | | 203 | .25 | .10 | 182 | .20 | .09 |
| *ROBBERY | | | | 511 | .63 | .26 | 481 | .53 | .24 |
| *FELONIOUS ASSAULT | | | | 978 | 1.21 | .49 | 1,020 | 1.12 | .52 |
| *BREAKING AND ENTERING | | | | 2,785 | 3.46 | 1.42 | 3,148 | 3.47 | 1.60 |
| *LARCENY-THEFT | | | | 6,279 | 7.79 | 3.20 | 5,929 | 6.54 | 3.02 |
| *MOTOR VEHICLE THEFT | | | | 580 | .72 | .29 | 700 | .77 | .35 |
| | | | | | | | | | |
| SUBTOTAL FOR PART I ARRESTS | | | | 11,456 | 14.22 | 5.84 | 11,611 | 12.80 | 5.92 |
| | | | | | | | | | |
| *OTHER ASSAULTS | | | | 4,892 | 6.07 | 2.49 | 4,895 | 5.40 | 2.49 |
| *ARSON | | | | 246 | .31 | .12 | 185 | .20 | .09 |
| *FORGERY AND COUNTERFEITING | | | | 662 | .82 | .33 | 701 | .77 | .35 |
| *FRAUD | | | | 4,993 | 6.20 | 2.54 | 4,049 | 4.47 | 2.06 |
| *EMBEZZLEMENT | | | | 131 | .16 | .06 | 57 | .06 | .02 |
| *STOLEN PROPERTY: BUYING, REC., POSSESSION | | | | 608 | .75 | .31 | 667 | .74 | .34 |
| *VANDALISM | | | | 1,439 | 1.79 | .73 | 1,462 | 1.61 | .74 |
| *WEAPONS: CARRYING, POSSESSION, ETC. | | | | 2,934 | 3.64 | 1.49 | 2,841 | 3.13 | 1.44 |
| *PROSTITUTION AND COMMERCIALIZED VICE | | | | 101 | .13 | .05 | 118 | .13 | .06 |
| *SEX OFFENSES EXCEPT RAPE AND PROSTITUTION | | | | 279 | .35 | .14 | 244 | .27 | .12 |
| *NARCOTIC DRUG LAWS | | | | 2,322 | 2.88 | 1.18 | 2,219 | 2.45 | 1.13 |
| *GAMBLING | | | | 271 | .34 | .13 | 163 | .18 | .08 |
| *OFFENSES AGAINST FAMILY AND CHILDREN | | | | 769 | .95 | .39 | 743 | .82 | .37 |
| *DRIVING UNDER THE INFLUENCE | | | | 6,661 | 8.27 | 3.39 | 7,196 | 7.94 | 3.66 |
| *LIQUOR LAWS | | | | 519 | .64 | .26 | 810 | .89 | .41 |
| *DRUNKENNESS | | | | 26,959 | 33.46 | 13.74 | 37,221 | 41.05 | 18.98 |
| *DISORDERLY CONDUCT | | | | 2,163 | 2.68 | 1.10 | 1,846 | 2.04 | .94 |
| *VAGRANCY | | | | 63 | .08 | .03 | 53 | .06 | .02 |
| *ALL OTHER EXCEPT TRAFFIC | | | | 12,505 | 15.52 | 6.37 | 13,026 | 14.37 | 6.64 |
| *CURFEW AND LOITERING LAWS VIOLATIONS | | | | 216 | .27 | .11 | 209 | .23 | .10 |
| *RUNAWAYS | | | | 380 | .47 | .19 | 361 | .40 | .18 |
| | | | | | | | | | |
| SUBTOTAL FOR PART II ARRESTS | | | | 69,113 | 85.78 | 35.24 | 79,066 | 87.20 | 40.32 |
| | | | | | | | | | |
| TOTAL FOR PART I AND PART II ARRESTS | | | | 80,569 | 100.00 | 41.09 | 90,677 | 100.00 | 46.24 |
| | | | | | | | | | |
| ***** | | | | ***** | | | | | |

TOTAL ARRESTS BY RACE AND ETHNIC ORIGIN

January - December 1982, 1981

| ARREST CHARGE CLASSIFICATION | 1982 | | | | | 1981 | | | | |
|--|---------|---------|--------|---------|--------|---------|---------|--------|---------|--------|
| | *WHITE* | *BLACK* | *AMER* | *ASIAN* | *HISP* | *WHITE* | *BLACK* | *AMER* | *ASIAN* | *HISP* |
| | *IND-* | *PAC-* | *HISP* | *ALASK* | *ISL* | *IND-* | *PAC-* | *HISP* | *ALASK* | *ISL* |
| | *IND-* | *PAC-* | *HISP* | *ALASK* | *ISL* | *IND-* | *PAC-* | *HISP* | *ALASK* | *ISL* |
| *MURDER | 84* | 22* | | | 106* | 111* | 19* | | | 130* |
| *MANSLAUGHTER | 14* | | | | 14* | 21* | | | | 21* |
| *FORCIBLE RAPE | 161* | 42* | | | 202* | 166* | | | | 181* |
| *ROBBERY | 372* | 139* | | | 505* | 376* | 105* | | | 480* |
| *FELONIOUS ASSAULT | 837* | 141* | | | 978* | 876* | 144* | | | 1017* |
| *BREAKING AND ENTERING | 2489* | 296* | | | 2784* | 2909* | 239* | | | 3145* |
| *LARCENY-THEFT | 5533* | 740* | 6* | | 6276* | 5225* | 692* | 1* | 11* | 5913* |
| *MOTOR VEHICLE THEFT | 558* | 21* | 1* | | 578* | 639* | 61* | | | 697* |
| *SUBTOTAL FOR PART I ARRESTS | 10048* | 1401* | 7* | | 13114* | 10323* | 1276* | 1* | 11* | 11584* |
| *OTHER ASSAULTS | 4333* | 555* | 4* | | 4892* | 4309* | 583* | 1* | 2* | 4887* |
| *ARSON | 233* | 13* | | | 246* | 178* | 7* | | | 183* |
| *FORGERY AND COUNTERFEITING | 587* | 74* | 1* | | 662* | 583* | 118* | | | 700* |
| *FRAUD | 4405* | 588* | | | 4991* | 3522* | 527* | | | 4049* |
| *EMBEZZLEMENT | 128* | 3* | | | 131* | 53* | 4* | | | 57* |
| *STOLEN PROPERTY: BUYING, REC., POSSESSION | 519* | 89* | | | 608* | 582* | 85* | | | 667* |
| *VANDALISM | 1316* | 113* | | | 1434* | 1330* | 131* | | 1* | 1461* |
| *WEAPONS: CARRYING, POSSESSION, ETC. | 2769* | 112* | 3* | | 2933* | 2709* | 131* | | 1* | 2834* |
| *PROSTITUTION AND COMMERCIALIZED VICE | 87* | 114* | | | 101* | 91* | 26* | | 1* | 118* |
| *SEX OFFENSES EXCEPT RAPE AND PROSTITUTION | 245* | 33* | 1* | | 279* | 220* | 24* | | | 244* |
| *NARCOTIC DRUG LAWS | 2179* | 119* | 3* | 1* | 2316* | 2096* | 122* | | 1* | 2215* |
| *GAMBLING | 246* | 15* | | | 271* | 152* | 11* | | | 163* |
| *OFFENSES AGAINST FAMILY AND CHILDREN | 710* | 19* | | | 769* | 666* | 76* | | 1* | 743* |
| *DRIVING UNDER THE INFLUENCE | 6489* | 109* | 2* | 1* | 6654* | 7018* | 176* | 1* | 1* | 7185* |
| *LIQUOR LAWS | 492* | 27* | | | 519* | 776* | 34* | | | 810* |
| *DRUNKENNESS | 25995* | 961* | 2* | 1* | 26932* | 35838* | 1375* | 3* | 5* | 37164* |
| *DISORDERLY CONDUCT | 1983* | 179* | 1* | | 2159* | 1700* | 146* | | | 1840* |
| *VAGRANCY | 62* | 1* | | | 63* | 51* | 2* | | | 52* |
| *ALL OTHER EXCEPT TRAFFIC | 11522* | 975* | 2* | 6* | 12500* | 12110* | 913* | | 3* | 13012* |
| *CURFEW AND LOITERING LAWS VIOLATIONS | 200* | 16* | | | 216* | 202* | 7* | | | 209* |
| *RUNAWAYS | 364* | 16* | | | 380* | 356* | 5* | | | 360* |
| *SUBTOTAL FOR PART II ARRESTS | 64864* | 4221* | 11* | 17* | 69056* | 74542* | 4503* | 5* | 16* | 78953* |
| *TOTAL FOR PART I AND PART II ARRESTS | 74912* | 5622* | 11* | 24* | 80499* | 84865* | 5779* | 6* | 27* | 90537* |

TOTAL ARRESTS BY SEX

January - December 1982, 1981

| ***** | | | | | | | | | |
|--|---------|---------|---------|---------|---------|---------|---------|---------|---------|
| | | 1982 | | | | 1981 | | | |
| | | MALE | | FEMALE | | MALE | | FEMALE | |
| ARREST CHARGE CLASSIFICATION | ARRESTS | PERCENT | ARRESTS | PERCENT | ARRESTS | PERCENT | ARRESTS | PERCENT | ARRESTS |
| ***** | | | | | | | | | |
| *MURDER | 85 | 80.19 | 21 | 19.81 | 114 | 87.69 | 16 | 12.31 | |
| *MANSLAUGHTER | 12 | 85.71 | 2 | 14.29 | 20 | 95.24 | 1 | 4.76 | |
| *FORCIBLE RAPE | 196 | 96.55 | 7 | 3.45 | 178 | 97.80 | 4 | 2.20 | |
| *ROBBERY | 461 | 90.22 | 50 | 9.78 | 437 | 90.85 | 44 | 9.15 | |
| *FELONIOUS ASSAULT | 891 | 91.10 | 87 | 8.90 | 914 | 89.61 | 106 | 10.39 | |
| *BREAKING AND ENTERING | 2,665 | 95.69 | 120 | 4.31 | 3,038 | 96.51 | 110 | 3.49 | |
| *LARCENY-THEFT | 4,697 | 74.80 | 1,582 | 25.20 | 4,521 | 76.25 | 1,408 | 23.75 | |
| *MOTOR VEHICLE THEFT | 545 | 93.97 | 35 | 6.03 | 639 | 91.29 | 61 | 8.71 | |
| * SUBTOTAL FOR PART I ARRESTS | 9,552 | 83.38 | 1,904 | 16.62 | 9,861 | 84.93 | 1,750 | 15.07 | |
| *OTHER ASSAULTS | 4,237 | 86.61 | 655 | 13.39 | 4,287 | 87.58 | 608 | 12.42 | |
| *ARSON | 212 | 86.18 | 34 | 13.82 | 171 | 92.43 | 14 | 7.57 | |
| *FORGERY AND COUNTERFEITING | 422 | 63.75 | 240 | 36.25 | 487 | 69.47 | 214 | 30.53 | |
| *FRAUD | 2,514 | 50.35 | 2,479 | 49.65 | 2,215 | 54.70 | 1,834 | 45.30 | |
| *EMBEZZLEMENT | 96 | 73.28 | 35 | 26.72 | 41 | 71.93 | 16 | 28.07 | |
| *STOLEN PROPERTY: BUYING, REC., POSSESSION | 545 | 89.64 | 63 | 10.36 | 587 | 88.01 | 80 | 11.99 | |
| *VANDALISM | 1,311 | 91.10 | 128 | 8.90 | 1,342 | 91.79 | 120 | 8.21 | |
| *WEAPONS: CARRYING, POSSESSION, ETC. | 2,820 | 96.11 | 114 | 3.89 | 2,721 | 95.78 | 120 | 4.22 | |
| *PROSTITUTION AND COMMERCIALIZED VICE | 62 | 61.39 | 39 | 38.61 | 47 | 39.83 | 71 | 60.17 | |
| *SEX OFFENSES EXCEPT RAPE AND PROSTITUTION | 269 | 96.42 | 10 | 3.58 | 234 | 95.90 | 10 | 4.10 | |
| *NARCOTIC DRUG LAWS | 2,061 | 88.76 | 261 | 11.24 | 2,041 | 91.98 | 178 | 8.02 | |
| *GAMBLING | 233 | 85.98 | 38 | 14.02 | 132 | 80.98 | 31 | 19.02 | |
| *OFFENSES AGAINST FAMILY AND CHILDREN | 705 | 91.68 | 64 | 8.32 | 695 | 93.54 | 48 | 6.46 | |
| *DRIVING UNDER THE INFLUENCE | 6,190 | 92.93 | 471 | 7.07 | 6,749 | 93.79 | 447 | 6.21 | |
| *LIQUOR LAWS | 448 | 86.32 | 71 | 13.68 | 685 | 84.57 | 125 | 15.43 | |
| *DRUNKENNESS | 25,246 | 93.65 | 1,713 | 6.35 | 35,061 | 94.20 | 2,160 | 5.80 | |
| *DISORDERLY CONDUCT | 1,877 | 86.78 | 286 | 13.22 | 1,565 | 84.78 | 281 | 15.22 | |
| *VAGRANCY | 41 | 65.08 | 22 | 34.92 | 43 | 81.13 | 10 | 18.87 | |
| *ALL OTHER EXCEPT TRAFFIC | 9,906 | 79.22 | 2,599 | 20.78 | 10,528 | 80.82 | 2,498 | 19.18 | |
| *CURFEW AND LOITERING LAWS VIOLATIONS | 151 | 69.91 | 65 | 30.09 | 164 | 78.47 | 45 | 21.53 | |
| *RUNAWAYS | 155 | 40.79 | 225 | 59.21 | 146 | 40.44 | 215 | 59.56 | |
| * SUBTOTAL FOR PART II ARRESTS | 59,501 | 86.09 | 9,612 | 13.91 | 69,941 | 88.46 | 9,125 | 11.54 | |
| * TOTAL FOR PART I AND PART II ARRESTS | 69,053 | 85.71 | 11,516 | 14.29 | 79,802 | 88.01 | 10,875 | 11.99 | |
| ***** | | | | | | | | | |

ARRESTS BY AGE

Persons Under 18 Years of Age

January - December 1982, 1981

| ARREST CHARGE CLASSIFICATION | UNDER 10 | 10-12 | 13-14 | 15-16 | 17 | TOTAL | TOTAL PERCENT |
|---|----------|-------|-------|-------|------|-------|---------------|
| MURDER | 1 | 1 | 1 | 1 | 4 | 5 | 10.00 |
| MANSLAUGHTER | 1 | 1 | 1 | 1 | 1 | 5 | 6.67 |
| FORCIBLE RAPE | 1 | 1 | 1 | 1 | 1 | 5 | 6.67 |
| ROBBERY | 2 | 3 | 8 | 7 | 23 | 30 | 73.17 |
| FELONIOUS ASSAULT | 1 | 1 | 1 | 1 | 1 | 5 | 9.09 |
| BREAKING AND ENTERING | 16 | 65 | 194 | 179 | 200 | 278 | 15.50 |
| LARCENY THEFT | 34 | 132 | 237 | 219 | 287 | 320 | 12.29 |
| AUTO THEFT | 1 | 1 | 1 | 1 | 1 | 5 | 27.50 |
| *** SUBTOTAL FOR PART I ARRESTS *** | 52 | 205 | 493 | 451 | 602 | 722 | 25.25 |
| OTHER ASSAULTS | 8 | 23 | 34 | 41 | 38 | 61 | 20.5 |
| ARSON | 1 | 11 | 9 | 5 | 19 | 18 | 125.00 |
| FORGERY AND COUNTERFEITING | 1 | 1 | 1 | 1 | 1 | 5 | 7.14 |
| FRAUD | 1 | 1 | 1 | 1 | 1 | 5 | 125.00 |
| EMBEZZLEMENT | 1 | 1 | 1 | 1 | 1 | 5 | .00 |
| STOLEN PROPERTY-BUYING, RECEIVING, POSSESS. | 7 | 10 | 16 | 21 | 18 | 72 | 23.40 |
| VANDALISM | 14 | 20 | 67 | 41 | 36 | 75 | 25.3 |
| WEAPONS-CARRYING, POSSESSION, ETC. | 1 | 1 | 1 | 1 | 1 | 5 | 4.38 |
| PROSTITUTION AND COMMERCIALIZED VICE | 1 | 1 | 1 | 1 | 1 | 5 | 60.00 |
| SEX OFFENSES (EXCEPT F/RAPE, PROSTITUTION) | 1 | 1 | 1 | 1 | 1 | 5 | 45.16 |
| DRUG ABUSE VIOLATIONS | 1 | 1 | 1 | 1 | 1 | 5 | 1.60 |
| GAMBLING | 1 | 1 | 1 | 1 | 1 | 5 | .00 |
| OFFENSES AGAINST FAMILY AND CHILDREN | 1 | 1 | 1 | 1 | 1 | 5 | 33.33 |
| DRIVING UNDER THE INFLUENCE | 1 | 1 | 1 | 1 | 1 | 5 | 2.41 |
| LIQUOR LAWS | 1 | 1 | 1 | 1 | 1 | 5 | 44.32 |
| DRUNKENNESS | 1 | 1 | 1 | 1 | 1 | 5 | 24.53 |
| DISORDERLY | 1 | 1 | 1 | 1 | 1 | 5 | 6.16 |
| VAGRANCY | 1 | 1 | 1 | 1 | 1 | 5 | 58.33 |
| ALL OTHER (EXCEPT TRAFFIC) | 20 | 74 | 169 | 169 | 208 | 233 | 9.91 |
| CURFEW AND LOITERING LAW VIOLATIONS | 1 | 1 | 1 | 1 | 1 | 5 | 3.35 |
| RUNAWAYS | 7 | 29 | 107 | 96 | 80 | 61 | 380 |
| *** SUBTOTAL FOR PART II ARRESTS *** | 52 | 204 | 582 | 612 | 852 | 1254 | 3556 |
| *** TOTAL PART I, II ARRESTS *** | 104 | 409 | 1075 | 1063 | 1454 | 1976 | 6081 |

NARCOTIC DRUG LAW ARRESTS

Persons Under 18 Years of Age

January - December 1982, 1981

| ARREST CHARGE CLASSIFICATION | UNDER 10 | 10-12 | 13-14 | 15-16 | 17 | TOTAL | TOTAL PERCENT |
|---|----------|-------|-------|-------|----|-------|---------------|
| OPIMUM, COCAINE AND THEIR DERIVATIVES | 1 | 1 | 1 | 1 | 1 | 5 | 76.67 |
| MARIJUANA | 1 | 1 | 1 | 1 | 1 | 5 | 1 |
| SYNTHETIC NARCOTICS-MANUFACTURED | 1 | 1 | 1 | 1 | 1 | 5 | 1 |
| OTHER DANGEROUS NON-NARCOTIC DRUGS | 1 | 1 | 1 | 1 | 1 | 5 | 1 |
| *** SALE AND MANUFACTURING SUBTOTAL *** | 1 | 1 | 1 | 1 | 1 | 5 | 33.33 |
| OPIMUM, COCAINE AND THEIR DERIVATIVES | 1 | 1 | 1 | 1 | 1 | 5 | 61.76 |
| MARIJUANA | 1 | 1 | 1 | 1 | 1 | 5 | 1 |
| SYNTHETIC NARCOTICS-MANUFACTURED | 1 | 1 | 1 | 1 | 1 | 5 | 6.94 |
| OTHER DANGEROUS NON-NARCOTIC DRUGS | 1 | 1 | 1 | 1 | 1 | 5 | 33.33 |
| *** DRUG POSSESSION SUBTOTAL *** | 1 | 1 | 1 | 1 | 1 | 5 | 7 |
| *** DRUG ABUSE VIOLATIONS TOTAL *** | 1 | 1 | 1 | 1 | 1 | 5 | 11.69 |

ARRESTS BY AGE

Persons Over 18 Years of Age

January - December 1982, 1981

| ARREST CHARGE CLASSIFICATION | 18 | 19 | 20 | 21 | 22 | 23 | 24 | 25 | 30 | 35 | 40 | 45 | 50 | 55 | 60 | 65 | TOTAL | TOTAL PERCENT |
|---|------|------|------|------|------|------|------|-------|------|------|------|------|------|------|------|------|-------|---------------|
| MURDER | 2 | 2 | 3 | 6 | 3 | 5 | 3 | 24 | 20 | 13 | 2 | 4 | 3 | 3 | 3 | 5 | 101 | 120 |
| MANSLAUGHTER | 1 | 1 | 1 | 3 | 1 | 1 | 1 | 1 | 2 | 1 | 2 | 1 | 1 | 1 | 1 | 1 | 13 | 18 |
| FORCIBLE RAPE | 8 | 19 | 10 | 14 | 6 | 8 | 11 | 35 | 25 | 26 | 3 | 7 | 7 | 1 | 1 | 1 | 181 | 161 |
| ROBBERY | 36 | 46 | 38 | 44 | 42 | 27 | 19 | 85 | 50 | 24 | 8 | 9 | 3 | 5 | 2 | 4 | 438 | 390 |
| FELONIOUS ASSAULT | 27 | 49 | 45 | 45 | 47 | 44 | 61 | 206 | 139 | 92 | 66 | 35 | 24 | 14 | 13 | 11 | 918 | 965 |
| BREAKING AND ENTERING | 258 | 259 | 206 | 167 | 137 | 113 | 95 | 324 | 115 | 90 | 27 | 20 | 23 | 5 | 12 | 2 | 1853 | 2045 |
| LARCENY THEFT | 429 | 441 | 384 | 347 | 306 | 230 | 231 | 875 | 517 | 365 | 244 | 175 | 163 | 122 | 107 | 114 | 5050 | 4554 |
| AUTO THEFT | 48 | 39 | 34 | 22 | 17 | 26 | 30 | 77 | 25 | 22 | 12 | 11 | 4 | 8 | 2 | 1 | 377 | 420 |
| *** SUBTOTAL FOR PART I ARRESTS *** | 808 | 856 | 720 | 648 | 559 | 454 | 451 | 1627 | 893 | 633 | 364 | 261 | 227 | 158 | 140 | 132 | 8931 | 8673 |
| OTHER ASSAULTS | 193 | 211 | 262 | 245 | 257 | 235 | 248 | 979 | 686 | 473 | 321 | 220 | 158 | 104 | 51 | 44 | 4687 | 4673 |
| ARSON | 14 | 28 | 9 | 3 | 7 | 14 | 8 | 41 | 14 | 17 | 3 | 6 | 4 | 9 | 1 | 1 | 183 | 157 |
| FORGERY AND COUNTERFEITING | 32 | 28 | 45 | 42 | 43 | 48 | 35 | 116 | 74 | 29 | 50 | 17 | 13 | 9 | 2 | 1 | 584 | 617 |
| FRAUD | 73 | 93 | 115 | 166 | 166 | 249 | 275 | 895 | 936 | 810 | 559 | 344 | 110 | 87 | 72 | 16 | 4966 | 4037 |
| EMBEZZLEMENT | 2 | 4 | 2 | 6 | 4 | 9 | 10 | 23 | 10 | 42 | 11 | 2 | 1 | 2 | 1 | 1 | 129 | 55 |
| STOLEN PROPERTY-BUYING, RECEIVING, POSSESS. | 41 | 55 | 45 | 31 | 30 | 22 | 35 | 112 | 63 | 31 | 20 | 23 | 11 | 6 | 8 | 3 | 536 | 573 |
| VANDALISM | 95 | 89 | 77 | 80 | 82 | 66 | 80 | 264 | 136 | 93 | 53 | 24 | 21 | 9 | 5 | 12 | 1186 | 1060 |
| WEAPONS-CARRYING, POSSESSION, ETC. | 106 | 132 | 133 | 124 | 112 | 111 | 134 | 543 | 443 | 297 | 215 | 127 | 118 | 74 | 57 | 55 | 2781 | 2681 |
| PROSTITUTION AND COMMERCIALIZED VICE | 5 | 2 | 4 | 9 | 7 | 4 | 7 | 17 | 18 | 13 | 1 | 4 | 1 | 4 | 1 | 1 | 97 | 108 |
| SEX OFFENSES (EXCEPT F/RAPE, PROSTITUTION) | 12 | 10 | 18 | 13 | 18 | 15 | 12 | 40 | 33 | 13 | 15 | 7 | 15 | 8 | 4 | 1 | 234 | 213 |
| DRUG ABUSE VIOLATIONS | 112 | 198 | 156 | 199 | 161 | 176 | 196 | 554 | 206 | 96 | 39 | 12 | 16 | 8 | 2 | 2 | 2131 | 2031 |
| GAMBLING | 9 | 18 | 21 | 16 | 30 | 33 | 35 | 167 | 154 | 114 | 94 | 37 | 19 | 5 | 5 | 8 | 765 | 737 |
| OFFENSES AGAINST FAMILY AND CHILDREN | 225 | 240 | 293 | 290 | 303 | 301 | 342 | 1219 | 924 | 679 | 508 | 441 | 346 | 246 | 131 | 92 | 6580 | 7115 |
| DRIVING UNDER THE INFLUENCE | 26 | 32 | 36 | 34 | 24 | 24 | 28 | 75 | 53 | 38 | 23 | 19 | 24 | 11 | 14 | 9 | 470 | 722 |
| LIQUOR LAWS | 116 | 132 | 135 | 136 | 126 | 123 | 117 | 421 | 299 | 220 | 203 | 174 | 151 | 127 | 80 | 60 | 2624 | 3627 |
| DRUNKENNESS | 150 | 169 | 196 | 151 | 169 | 137 | 126 | 342 | 180 | 112 | 104 | 60 | 50 | 43 | 11 | 16 | 2026 | 1700 |
| DISORDERLY | 1 | 3 | 3 | 4 | 1 | 4 | 2 | 12 | 6 | 5 | 3 | 3 | 6 | 4 | 1 | 1 | 58 | 41 |
| VAGRANCY | 501 | 609 | 627 | 639 | 581 | 655 | 654 | 2168 | 1543 | 1215 | 920 | 551 | 446 | 233 | 143 | 117 | 11632 | 12057 |
| ALL OTHER (EXCEPT TRAFFIC) | 2760 | 3253 | 3398 | 3422 | 3265 | 3339 | 3415 | 11805 | 8517 | 6307 | 5003 | 3669 | 2902 | 2160 | 1338 | 1004 | 65557 | 75008 |
| CURFEW AND LOITERING LAW VIOLATIONS | 3568 | 4109 | 4118 | 4070 | 3824 | 3793 | 3866 | 13432 | 9410 | 6940 | 5367 | 3930 | 3129 | 2318 | 1478 | 1136 | 74488 | 83681 |
| *** SUBTOTAL FOR PART II ARRESTS *** | 2760 | 3253 | 3398 | 3422 | 3265 | 3339 | 3415 | 11805 | 8517 | 6307 | 5003 | 3669 | 2902 | 2160 | 1338 | 1004 | 65557 | 75008 |
| *** TOTAL PART I, II ARRESTS *** | 3568 | 4109 | 4118 | 4070 | 3824 | 3793 | 3866 | 13432 | 9410 | 6940 | 5367 | 3930 | 3129 | 2318 | 1478 | 1136 | 74488 | 83681 |

NARCOTIC DRUG LAW ARRESTS

Persons Over 18 Years of Age

January - December 1982, 1981

| ARREST CHARGE CLASSIFICATION | 18 | 19 | 20 | 21 | 22 | 23 | 24 | 25 | 30 | 35 | 40 | 45 | 50 | 55 | 60 | 65 | TOTAL | TOTAL PERCENT |
|---|-----|-----|-----|-----|-----|-----|-----|-----|-----|----|----|----|----|----|----|----|-------|---------------|
| OPIMUM, COCAINE AND THEIR DERIVATIVES | 4 | 7 | 3 | 7 | 4 | 5 | 3 | 25 | 12 | 3 | 3 | 1 | 1 | 1 | 1 | 1 | 76 | 47 |
| MARIJUANA | 21 | 47 | 33 | 58 | 41 | 38 | 53 | 134 | 55 | 38 | 12 | 5 | 2 | 1 | 1 | 1 | 539 | 439 |
| SYNTHETIC NARCOTICS-MANUFACTURED | 2 | 3 | 5 | 6 | 2 | 5 | 2 | 17 | 7 | 4 | 2 | 3 | 3 | 1 | 1 | 1 | 62 | 82 |
| OTHER DANGEROUS NON-NARCOTIC DRUGS | 2 | 3 | 2 | 7 | 3 | 6 | 4 | 23 | 6 | 6 | 1 | 1 | 2 | 1 | 1 | 1 | 71 | 31 |
| *** SALE AND MANUFACTURING SUBTOTAL *** | 29 | 65 | 43 | 78 | 50 | 54 | 62 | 199 | 80 | 51 | 18 | 9 | 7 | 2 | 1 | 1 | 748 | 599 |
| OPIMUM, COCAINE AND THEIR DERIVATIVES | 34 | 7 | 3 | 3 | 5 | 6 | 3 | 22 | 14 | 1 | 1 | 1 | 1 | 1 | 1 | 1 | 73 | 30 |
| MARIJUANA | 77 | 116 | 103 | 102 | 102 | 125 | 94 | 304 | 108 | 39 | 19 | 2 | 9 | 3 | 1 | 1 | 1204 | 1281 |
| SYNTHETIC NARCOTICS-MANUFACTURED | 2 | 5 | 5 | 8 | 8 | 12 | 4 | 19 | 1 | 3 | 1 | 1 | 1 | 1 | 1 | 1 | 70 | 55 |
| OTHER DANGEROUS NON-NARCOTIC DRUGS | 14 | 5 | 2 | 3 | 4 | 2 | 2 | 10 | 3 | 2 | 1 | 1 | 1 | 1 | 1 | 1 | 36 | 66 |
| *** DRUG POSSESSION SUBTOTAL *** | 83 | 133 | 113 | 121 | 111 | 122 | 134 | 554 | 206 | 96 | 39 | 12 | 16 | 8 | 4 | 1 | 1383 | 1432 |
| *** DRUG ABUSE VIOLATIONS TOTAL *** | 112 | 198 | 156 | 199 | 161 | 176 | 196 | 554 | 206 | 96 | 39 | 12 | 16 | 8 | 4 | 1 | 2131 | 2031 |

LAW ENFORCEMENT EMPLOYEE DATA

POLICE EMPLOYEE DATA 1982

The Uniform Crime Reporting Program in West Virginia incorporates the collection of pertinent data relating to the police of the state. Information regarding police employee strength, distributions, assaults against law enforcement officers and circumstances surrounding the killing of police officers are discussed in this section.

This information is submitted by county, municipal and state law enforcement agencies and compiled on an annual basis. Specific information concerning the number of law enforcement employees reflect the status as of October 31, 1982, and is limited to municipal, county and state law enforcement agencies currently reporting to the West Virginia UCR Program.

A total of 3,843 full-time law enforcement employees was reported by the agencies, of which 2,870 were sworn personnel. This is a rate of 1.9 employees for each 1,000 inhabitants of the state and a rate of 1.5 officers for each 1,000 inhabitants.

The determination of police strength for any given area or municipality should be a subject for serious consideration. Such consideration, however, should be based on the numerous factors which create the need for police services. Some of these factors, discussed elsewhere in this publication relate to size, density of population, geographic location, character, and proximity to metropolitan areas. The information in this section relates to reported police employee strength and should not be interpreted as recommended strength for any given municipality. Such determinations should be made after objectively evaluating the need for police services based on the above factors.

The personnel of each law enforcement agency differ as to the demands and responsibilities placed before them. Many police officers are fully occupied with clerical tasks and are not free to perform active police duties. This current upward trend in police agencies to perform clerical duties is in line with the thinking of many police administrators who recommend the use of civilians in this capacity, thus freeing the sworn personnel for actual police related service. There were 973 civilians included in the total full-time law enforcement employees for West Virginia.

Municipal police departments reported a total of 1,764 employees, of which 1,449 were sworn officers. This is a rate of 1.9 sworn officers for each 1,000 inhabitants (urban population only).

West Virginia's 55 county sheriffs departments reported a total of 1,136 employees, of which 775 were sworn officers. This is a rate of 0.7 sworn officers for each 1,000 inhabitants (rural population only).

In an attempt at comparisons of employment levels of individual sheriff's departments with other agencies, consideration must be given to certain functions that are particular to a sheriff's department. The functions of county sheriffs departments vary widely throughout the state. The operation of one sheriff's department may be limited exclusively to civil areas and the administration of the county jail, or they may be actively involved in criminal matters throughout the county. These functions are usually performed by sworn officers, thereby presenting a misleading picture of the actual enforcement strength of the department.

The Department of Natural Resources reported a total of 120 employees in their Law Enforcement Division, of which 111 were sworn officers. This is a rate of 0.1 sworn officers for each 1,000 inhabitants (rural population only).

The West Virginia State Police reported a total of 823 employees, of which 535 were sworn officers. This is a rate of 0.5 sworn officers for each 1,000 inhabitants (rural population only).

LAW ENFORCEMENT EMPLOYEE DATA 1982

| AGENCY | POLICE | | | CIVILIAN | | | TOTAL |
|---|--------|--------|-------|----------|--------|-------|-------|
| | MALE | FEMALE | TOTAL | MALE | FEMALE | TOTAL | |
| COUNTY SHERIFFS | 711 | 64 | 775 | 164 | 197 | 361 | 1,136 |
| CITY POLICE DEPARTMENTS | 1,402 | 47 | 1,449 | 99 | 216 | 315 | 1,764 |
| DEPARTMENT OF NATURAL RESOURCES | 109 | 2 | 111 | 0 | 9 | 9 | 120 |
| STATE POLICE | 528 | 7 | 535 | 85 | 203 | 288 | 823 |
| TOTAL NUMBER OF LAW ENFORCEMENT EMPLOYEES | | | | | | | 3,843 |

LAW ENFORCEMENT OFFICERS KILLED AND ASSAULTED 1982

The killing of a police officer has an effect on society which reaches far beyond the overt act. Such occurrences constitute an immediate threat to the well being of the community and a serious breach of the internal security of the country. Today, a young man who considers a career in law enforcement must also consider the very strong possibility of being killed or assaulted by a member of the very same society he is sworn to protect. This deplorable situation should be a subject of serious public concern, for in truth, an attack on a police officer is an attack on society. The violence directed against law enforcement officers acting in the line of duty is clearly demonstrated by the following summary information:

In 1982, 1 law enforcement officer lost his life in the line of duty.

Captain George Myers of the Kenova Police Department was shot four (4) times and killed while answering a domestic call and attempting to make an arrest on May 15, 1982.

A total of 218 Assaults on Law Enforcement Officers were reported in 1982, of which 61, or 28.0 percent resulted in personal injury to the officer.

For every 1000 arrests, there were 2.7 Assaults, and for each 100 sworn officers there were 7.5 Assaults.

Personal weapons (hands, fists, feet, etc.) were used in 193 of the Assaults.

A total of 212 of the Assaults were cleared, a clearance rate of 97.2 percent.

POLICE OFFICERS ASSAULTED
SUMMARY INFORMATION

JAN THRU DEC 82-81

January - December 1982, 1981

| IDENTIFIER | | POPULATION | INDEX PER 1000 POP | TYPE OF | | WEAPON | | OTHER WEAPONS | HANDS FIST ETC | TIME OF ASSAULT | | INJURY | NO ASSAULT INJURY CLEARED | |
|---------------|--------------|--------------|--------------------------|---------|---------|-----------------|----|------------------|-------------------|-----------------|----|--------|------------------------------|--|
| | | | | TOTAL | FIREARM | CUTTING INST | | | | AM | PM | | | |
| ***** | | | | | | | | | | | | | | |
| WEST VIRGINIA | TOTAL | 82 1,948,000 | .11 | 218 | 10 | 4 | 11 | 193 | 105 | 113 | 61 | 157 | 212 | |
| | | 81 1,951,000 | .13 | 269 | 22 | 8 | 16 | 223 | 110 | 159 | 68 | 201 | 251 | |
| | CHANGE | 3,000- | .02- | 51- | 12- | 4- | 5- | 30- | 5- | 46- | 7- | 44- | 39- | |
| ***** | | | | | | | | | | | | | | |
| | RURAL | 82 1,177,668 | .02 | 30 | 5 | 0 | 5 | 20 | 8 | 22 | 14 | 16 | 29 | |
| | | 81 1,179,215 | .02 | 29 | 2 | 2 | 2 | 23 | 9 | 20 | 18 | 11 | 27 | |
| | CHANGE | 1,547- | .00 | 1 | 3+ | 2- | 3+ | 3- | 1- | 2+ | 4- | 5+ | 2+ | |
| | SHERIFF'S | 82 | | 21 | 1 | 0 | 4 | 16 | 5 | 16 | 10 | 11 | 20 | |
| | | 81 | | 20 | 1 | 2 | 2 | 15 | 7 | 13 | 12 | 8 | 18 | |
| | CHANGE | | | 1 | 0 | 2- | 2+ | 1+ | 2- | 3+ | 2- | 3+ | 2+ | |
| | STATE POLICE | 82 | | 9 | 4 | 0 | 1 | 4 | 3 | 6 | 4 | 5 | 9 | |
| | | 81 | | 9 | 1 | 0 | 0 | 3 | 2 | 7 | 6 | 3 | 9 | |
| | CHANGE | | | 0 | 3+ | 0 | 1+ | 4- | 1+ | 1- | 2- | 2+ | 0 | |
| | MUNICIPAL | 82 770,332 | .24 | 185 | 5 | 4 | 6 | 173 | 97 | 91 | 47 | 141 | 183 | |
| | | 81 771,785 | .30 | 240 | 20 | 6 | 14 | 200 | 101 | 139 | 50 | 190 | 224 | |
| | CHANGE | 1,453- | .06- | 52- | 15- | 2- | 8- | 27- | 4- | 48- | 3- | 49- | 41- | |

ANALYSIS OF ASSAULTS ON LAW ENFORCEMENT OFFICERS, 1982

OFFICERS KILLED

Number of your law enforcement officers killed in the line of duty this month.

By felonious act1

By accident or negligence

| Officers Assaulted (Do not include officers killed) See UCR Guide Manual for complete instructions. | | | | | | | | | | | | | |
|---|------------------------------|----------------|---------------------------------------|----------------------------|------------------------------|---------------------|-----------------|--------------|------------------------------|--------------|-----------|------------------------------|--------------|
| TYPE OF ACTIVITY | TOTAL ASSAULTS BY WEAPON (A) | TYPE OF WEAPON | | | | TYPE OF ASSIGNMENT | | | | | | POLICE ASSAULT CLEARANCE (M) | |
| | | FIREARM (B) | KNIFE OR OTHER CUTTING INSTRUMENT (C) | OTHER DANGEROUS WEAPON (D) | HANDS, FISTS, FEET, ETC. (E) | TWO-MAN VEHICLE (F) | ONE-MAN VEHICLE | | DETECTIVE OR SPECIAL ASSIGN. | | OTHER | | |
| | | | | | | | ALONE (G) | ASSISTED (H) | ALONE (I) | ASSISTED (J) | ALONE (K) | | ASSISTED (L) |
| 1. RESPONDING TO "DISTURBANCE" CALLS (FAMILY QUARRELS, MAN WITH GUN, ETC.) | 43 | 2 | 4 | 2 | 35 | 24 | 9 | 6 | | 2 | | 2 | 42 |
| 2. BURGLARIES IN PROGRESS OR PURSUING BURGLARY SUSPECTS | 3 | | | | 3 | 1 | 1 | 1 | | | | | 3 |
| 3. ROBBERIES IN PROGRESS OR PURSUING ROBBERY SUSPECTS | - | - | - | - | - | - | - | - | - | - | - | - | - |
| 4. ATTEMPTING OTHER ARRESTS | 81 | 3 | | | 78 | 16 | 21 | 28 | 3 | 4 | 3 | 6 | 78 |
| 5. CIVIL DISORDER (RIOT, MASS DISOBEDIENCE) | 1 | | | | 1 | 1 | | | | | | | 1 |
| 6. HANDLING, TRANSPORTING, CUSTODY OF PRISONERS | 23 | | | 1 | 22 | 11 | 3 | 1 | | | 5 | 3 | 23 |
| 7. INVESTIGATING SUSPICIOUS PERSONS OR CIRCUMSTANCES | 11 | 1 | | 2 | 8 | 6 | 4 | | | | 1 | | 11 |
| 8. AMBUSH-NO WARNING | 1 | 1 | | | | | 1 | | | | | | 1 |
| 9. MENTALLY DERANGED | 11 | 1 | | 3 | 7 | 3 | 6 | 1 | | | 1 | | 11 |
| 10. TRAFFIC PURSUITS AND STOPS | 22 | | | 2 | 20 | 9 | 6 | 3 | 1 | 1 | | 2 | 21 |
| 11. ALL OTHER | 22 | 2 | | 1 | 19 | 5 | 7 | 2 | | | 7 | 1 | 21 |
| 12. TOTAL (1-11) | 218 | 10 | 4 | 11 | 193 | 76 | 58 | 42 | 4 | 7 | 17 | 14 | 218 |
| 13. NUMBER WITH PERSONAL INJURY | 61 | 2 | 4 | 6 | 49 | | | | | | | | |
| 14. NUMBER WITHOUT PERSONAL INJURY | 157 | 8 | | 5 | 144 | | | | | | | | |
| 15. TIME OF ASSAULTS | AM | 35 | 34 | 18 | 5 | 5 | 8 | | | | | | |
| | PM | 8 | 11 | 12 | 15 | 33 | 34 | | | | | | |
| | | 12:01 | 2:00 | 4:00 | 6:00 | 8:00 | 10:00 | 12:00 | | | | | |

WEST VIRGINIA
OFFENSE DATA
COUNTY-STATE-MUNICIPAL -- DNR

The computer generated output tables contained within this section were designed to facilitate quick reference of statistical crime information relative to the different reporting areas of the State of West Virginia. The data contained in each of the series of reports will be detailed on a page preceding each listing.

Each of the three reports are listed in county name sequence. Within each county, information is further detailed to show the activity experienced by reporting area, agency type and contributor. The general identifying descriptions which indicate the reporting areas are listed and defined as follows:

(Name) County Total—This line indicates the total activity of all reporting agencies within the indicated county. It may be expressed mathematically as:

County Total = Municipal + State Police + Sheriff + Department of Natural Resources
or
County Total = Municipal + Rural

Rural—This line indicates the total activity that was reported by rural law enforcement agencies within the indicated reporting area. It may be expressed mathematically as:

Rural = State + Sheriff + Department of Natural Resources

Sheriff—This line indicates the total activity reported by sheriff's offices within the indicated reporting area.

State Police—This line indicates the total activity reported by all State Police Detachments within the indicated reporting area. It may be expressed mathematically as:

State Police = State Police Detachment 1 + SPD2 + SPD3 +

Department of Natural Resources—For purposes of these computer generated reports, activity for the Department of Natural Resources is included with activity for the Sheriff's offices. A separate summary of DNR activity for each district appears in a later section of this report.

MUNICIPAL—This line indicates the total activity reported by all municipal law enforcement agencies within the indicated reporting area. It may be expressed mathematically as:

Municipal = Municipality 1 + M2 + M3 +

(City Name) Police Department—This line indicates the total activity reported by the individually specific police department.

For comparative purposes, each reporting agency or area identified on the report details the activity experienced for the calendar year of 1981 and 1980 respectively. Also, the numerical difference and the percent change between the two years has been calculated and displayed on separate lines. All amounts are signed with a plus (+) or minus (-) sign to indicate whether the quantity has increased or decreased from 1981 to 1982. An asterisk (*) appearing on the percent change line indicates that due to no activity being reported for either 1982 or 1981, calculation of percent change was impossible.

It should be noted that statistics gathered under the Uniform Crime Reporting Program are submitted by the law enforcement agencies of West Virginia and project a state-wide view of crime. Awareness of the presence of certain crime factors, which may influence the resulting volume and type of statistics presented, is necessary if fair and equitable conclusions are to be drawn. These crime influencing factors are present, to some degree, in every community and their presence affects, in varying degrees, the crime experience of that community. Attempts at comparison of crime figures between communities should not be made without first considering the individual factors present in each community.

CRIME INDEX REPORT

The tabulations in this section indicate the volume and distribution of crime in West Virginia on the basis of a crime rate.

The Uniform Crime Reporting Program utilizes eight crime classifications to establish a rate to measure the trend and distribution of crime. The number of actual offenses of murder, forcible rape, robbery, felonious assault, burglary, larceny and motor vehicle theft are reflected in this report. The number of actual offenses of manslaughter and assaults (not aggravated) are not index offenses, thus counts of these offenses are not considered in this report. Arson, the eighth Crime Index Offense, is examined in a separate section.

Each heading contained in this report is defined below.

Population—Estimated population of the indicated reporting area. This information, representative of the year 1982, was provided through the assistance of the Federal Bureau of Investigation and the United States Bureau of Census.

Total Offenses—This is the sum total of the seven Index Offenses.

Total Cleared—The sum total of the seven Index Offense cleared.

Percent Cleared—The percentage of Index Offenses cleared by arrest or exceptional clearance.

The mathematical formula may be expressed as follows:

$$\text{Percent Cleared} = \frac{\text{Total Index Offenses Cleared}}{\text{Total Actual Index Offenses Reported}} \times 100$$

Crime Rate—This is sometimes referred to as a victim risk rate and is representative of the number of Index Offenses per 1,000 population.

Example - A crime rate of 10.00 would imply that 10.00 persons of each 1,000 population were the victim of an Index Offense.

The mathematical formula for calculating the crime rate of any reporting area may be expressed as follows:

$$\text{Crime Rate} = \frac{1,000}{\text{Area Population}} = \text{Reciprocal} \times \text{Total Actual Offenses}$$

$$\text{Crime Rate} = \frac{\text{Total Actual Offenses}}{\text{Area Population}} \times 1,000$$

*Reciprocals developed to five (5) decimal places.

The remaining columns of the report indicate the number of actual Index Offenses reported by category.

A separate section is provided to summarize offense and arrest data for the Department of Natural Resources on a District basis. This section is provided because Department of Natural Resources data is included in the category of Sheriff on the proceeding computer printed pages.

CONTINUED

1 OF 4

JAN THRU DEC 82-81

PAGE 1
WEST VIRGINIA U C R CRIME INDEX REPORT

| IDENTIFIER | | POPULATION | CRIME RATE | TOTAL OFFEN | TOTAL CLEARED | PERCENT CLEARED | MURDER | RAPE | ROBBERY | FEL ASSLT | BREAK ENTER | LARCENY THEFT | M/V THEFT | |
|---------------|------------------|------------|------------|-------------|---------------|-----------------|--------|-------|---------|-----------|-------------|---------------|-----------|--------|
| ***** | | | | | | | | | | | | | | |
| WEST VIRGINIA | TOTAL | 82 | 1,948,000 | 24.59 | 48231 | 12023 | 24.92 | 103 | 301 | 965 | 2018 | 13802 | 27503 | 3539 |
| | | 81 | 1,951,000 | 25.76 | 50528 | 12089 | 23.92 | 118 | 291 | 977 | 1994+ | 14905 | 28587 | 3656 |
| | NUMERICAL CHANGE | | 3,000- | 1.17- | 2297- | 66- | 1.00+ | 15- | 10+ | 12- | 24+ | 1103- | 1084- | 117- |
| | PERCENT CHANGE | | .2- | 4.5- | 4.5- | .5- | 4.2+ | 12.7- | 3.4+ | 1.2- | 1.2+ | 7.4- | 3.8- | 3.2- |
| ***** | | | | | | | | | | | | | | |
| RURAL | | 82 | 1,177,668 | 13.97 | 16633 | 4698 | 28.24 | 75 | 146 | 219 | 881 | 6170 | 7413 | 1729 |
| | | 81 | 1,179,215 | 13.86 | 16509 | 4565 | 27.65 | 78 | 143 | 201 | 772 | 6501 | 7178 | 1636 |
| | NUMERICAL CHANGE | | 1,547- | .11+ | 124+ | 133+ | .59+ | 3- | 3+ | 18+ | 109+ | 331- | 235+ | 93+ |
| | PERCENT CHANGE | | .1- | .8+ | .8+ | 2.9+ | 2.1+ | 3.8- | 2.1+ | 9.0+ | 14.1+ | 5.1- | 3.3+ | 5.7+ |
| SHERIFF'S | | 82 | | | 8148 | 2323 | 28.51 | 22 | 73 | 89 | 524 | 2868 | 3963 | 609 |
| | | 81 | | | 7626 | 1878 | 24.62 | 27 | 55 | 83 | 451 | 2844 | 3600 | 566 |
| | NUMERICAL CHANGE | | | | 522+ | 445+ | 3.89+ | 5- | 18+ | 6+ | 73+ | 24+ | 363+ | 43+ |
| | PERCENT CHANGE | | | | 6.8+ | 23.7+ | 15.8+ | 18.5- | 32.7+ | 7.2+ | 16.2+ | .8+ | 10.1+ | 7.6+ |
| STATE POLICE | | 82 | | | 8485 | 2375 | 27.99 | 53 | 73 | 130 | 357 | 3302 | 3450 | 1120 |
| | | 81 | | | 8883 | 2687 | 30.24 | 51 | 88 | 118 | 321 | 3657 | 3578 | 1070 |
| | NUMERICAL CHANGE | | | | 398- | 312- | 2.25- | 2+ | 15- | 12+ | 36+ | 355- | 128- | 50+ |
| | PERCENT CHANGE | | | | 4.5- | 11.6- | 7.4- | 3.9+ | 17.0- | 10.2+ | 11.2+ | 9.7- | 3.6- | 4.7+ |
| MUNICIPAL | | 82 | 770,332 | 40.76 | 31598 | 7325 | 23.18 | 28 | 155 | 746 | 1137 | 7632 | 20090 | 1810 |
| | | 81 | 771,785 | 43.88 | 34019 | 7524 | 22.11 | 40 | 148 | 776 | 1222 | 8404 | 21409 | 2020 |
| | NUMERICAL CHANGE | | 1,453- | 3.12- | 2421- | 199- | 1.07+ | 12- | 7+ | 30- | 85- | 772- | 1319- | 210- |
| | PERCENT CHANGE | | .2- | 7.1- | 7.1- | 2.6- | 4.8+ | 30.0- | 4.7+ | 3.9- | 7.0- | 9.2- | 6.2- | 10.4- |
| ***** | | | | | | | | | | | | | | |
| BARBOUR CTY | TOTAL | 82 | 16,771 | 14.12 | 237 | 63 | 26.58 | 1 | 3 | 5 | 15 | 100 | 100 | 13 |
| | | 81 | 16,787 | 12.38 | 208 | 60 | 28.84 | 0 | 1 | 3 | 10 | 90 | 91 | 13 |
| | NUMERICAL CHANGE | | 16- | 1.74+ | 29+ | 3+ | 2.26- | 1+ | 2+ | 2+ | 5+ | 10+ | 9+ | 0 |
| | PERCENT CHANGE | | .1- | 14.1+ | 13.9+ | 5.0+ | 7.8- | * | 200.0+ | 66.7+ | 50.0+ | 11.1+ | 9.9+ | .0 |
| ***** | | | | | | | | | | | | | | |
| RURAL | | 82 | 11,499 | 12.78 | 147 | 28 | 19.04 | 1 | 3 | 5 | 9 | 74 | 44 | 11 |
| | | 81 | 11,518 | 13.71 | 158 | 40 | 25.31 | 0 | 1 | 2 | 10 | 81 | 52 | 12 |
| | NUMERICAL CHANGE | | 19- | .93- | 11- | 12- | 6.27- | 1+ | 2+ | 3+ | 1- | 7- | 8- | 1- |
| | PERCENT CHANGE | | .2- | 6.8- | 7.0- | 30.0- | 24.8- | * | 200.0+ | 150.0+ | 10.0- | 8.6- | 15.4- | 8.3- |
| SHERIFF | | 82 | | | 56 | 6 | 10.71 | 1 | 0 | 3 | 1 | 27 | 21 | 3 |
| | | 81 | | | 38 | 6 | 15.78 | 0 | 0 | 0 | 3 | 16 | 17 | 2 |
| | NUMERICAL CHANGE | | | | 18+ | 0 | 5.07- | 1+ | 0 | 3+ | 2- | 11+ | 4+ | 1+ |
| | PERCENT CHANGE | | | | 47.4+ | .0 | 32.1- | * | 0 | * | 66.7- | 68.8+ | 23.5+ | 50.0+ |
| STATE POLICE | | 82 | | | 91 | 22 | 24.17 | 0 | 3 | 2 | 8 | 47 | 23 | 8 |
| | | 81 | | | 120 | 34 | 28.33 | 0 | 1 | 2 | 7 | 65 | 35 | 10 |
| | NUMERICAL CHANGE | | | | 29- | 12- | 4.16- | 0 | 2+ | 0 | 1+ | 18- | 12- | 2- |
| | PERCENT CHANGE | | | | 24.2- | 35.3- | 14.7- | 0 | 200.0+ | .0 | 14.3+ | 27.7- | 34.3- | 20.0- |
| MUNICIPAL | | 82 | 5,272 | 17.07 | 90 | 35 | 38.88 | 0 | 0 | 0 | 6 | 26 | 56 | 2 |
| | | 81 | 5,279 | 9.47 | 50 | 20 | 40.00 | 0 | 0 | 1 | 0 | 9 | 39 | 1 |
| | NUMERICAL CHANGE | | 7- | 7.60+ | 40+ | 15+ | 1.12- | 0 | 0 | 1- | 6+ | 17+ | 17+ | 1+ |
| | PERCENT CHANGE | | .1- | 80.3+ | 80.0+ | 75.0+ | 2.8- | 0 | 0 | * | * | 188.9+ | 43.6+ | 100.0+ |

JAN THRU DEC 82-81

PAGE 2
WEST VIRGINIA U C R CRIME INDEX REPORT

| IDENTIFIER | | POPULATION | CRIME RATE | TOTAL OFFEN | TOTAL CLEARED | PERCENT CLEARED | MURDER | RAPE | ROBBERY | FEL ASSLT | BREAK ENTER | LARCENY THEFT | M/V THEFT |
|--------------------|------------------|------------|------------|-------------|---------------|-----------------|--------|--------|---------|-----------|-------------|---------------|-----------|
| BELINGTON PD | 82 | 2,046 | 20.03 | 41 | 18 | 43.90 | 0 | 0 | 0 | 6 | 10 | 23 | 2 |
| | 81 | 2,049 | 5.36 | 11 | 6 | 54.54 | 0 | 0 | 0 | 0 | 3 | 8 | 0 |
| | NUMERICAL CHANGE | 3- | 14.67+ | 30+ | 12+ | 10.64- | 0 | 0 | 0 | 6+ | 7+ | 15+ | 2+ |
| | PERCENT CHANGE | .1- | 273.7+ | 272.7+ | 200.0+ | 19.5- | | | | * | 233.3+ | 187.5+ | * |
| PHILIPPI PD | 82 | 3,226 | 15.18 | 49 | 17 | 34.69 | 0 | 0 | 0 | 0 | 16 | 33 | 0 |
| | 81 | 3,230 | 12.07 | 39 | 14 | 35.89 | 0 | 0 | 1 | 0 | 6 | 31 | 1 |
| | NUMERICAL CHANGE | 4- | 3.11+ | 10+ | 3+ | 1.20- | 0 | 0 | 1- | 0 | 10+ | 2+ | 1- |
| | PERCENT CHANGE | .1- | 25.8+ | 25.6+ | 21.4+ | 3.3- | | | * | | 166.7+ | 6.5+ | * |
| ***** | | | | | | | | | | | | | |
| BERKELEY CTY TOTAL | 82 | 47,264 | 34.36 | 1625 | 272 | 16.73 | 1 | 8 | 27 | 32 | 411 | 1029 | 117 |
| | 81 | 47,336 | 33.89 | 1605 | 325 | 20.24 | 2 | 4 | 33 | 29 | 657 | 790 | 90 |
| | NUMERICAL CHANGE | 72- | .47+ | 20+ | 53- | 3.51- | 1- | 4+ | 6- | 3+ | 246- | 239+ | 27+ |
| | PERCENT CHANGE | .2- | 1.4+ | 1.2+ | 16.3- | 17.3- | 50.0- | 100.0+ | 18.2- | 10.3+ | 37.4- | 30.3+ | 30.0+ |
| ***** | | | | | | | | | | | | | |
| RURAL | 82 | 34,072 | 22.56 | 769 | 100 | 13.00 | 1 | 3 | 12 | 22 | 274 | 402 | 55 |
| | 81 | 34,124 | 31.40 | 1072 | 155 | 14.45 | 0 | 0 | 16 | 25 | 498 | 486 | 47 |
| | NUMERICAL CHANGE | 52- | 8.84- | 303- | 55- | 1.45- | 1+ | 3+ | 4- | 3- | 224- | 84- | 8+ |
| | PERCENT CHANGE | .2- | 28.2- | 28.3- | 35.5- | 10.0- | * | * | 25.0- | 12.0- | 45.0- | 17.3- | 17.0+ |
| SHERIFF | 82 | | | 345 | 23 | 6.66 | 0 | 0 | 1 | 5 | 112 | 221 | 6 |
| | 81 | | | 584 | 48 | 8.21 | 0 | 0 | 2 | 13 | 212 | 342 | 15 |
| | NUMERICAL CHANGE | | | 239- | 25- | 1.55- | 0 | 0 | 1- | 8- | 100- | 121- | 9- |
| | PERCENT CHANGE | | | 40.9- | 52.1- | 18.9- | | | 50.0- | 61.5- | 47.2- | 35.4- | 60.0- |
| STATE POLICE | 82 | | | 424 | 77 | 18.16 | 1 | 3 | 11 | 17 | 162 | 181 | 49 |
| | 81 | | | 488 | 107 | 21.92 | 0 | 0 | 14 | 12 | 286 | 144 | 32 |
| | NUMERICAL CHANGE | | | 64- | 30- | 3.76- | 1+ | 3+ | 3- | 5+ | 124- | 37+ | 17+ |
| | PERCENT CHANGE | | | 13.1- | 28.0- | 17.2- | * | * | 21.4- | 41.7+ | 43.4- | 25.7+ | 53.1+ |
| MUNICIPAL | 82 | 13,192 | 64.88 | 856 | 172 | 20.09 | 0 | 5 | 15 | 10 | 137 | 627 | 62 |
| | 81 | 13,212 | 40.33 | 533 | 170 | 31.89 | 2 | 4 | 17 | 4 | 159 | 304 | 43 |
| | NUMERICAL CHANGE | 20- | 24.55+ | 323+ | 2+ | 11.80- | 2- | 1+ | 2- | 6+ | 22- | 323+ | 19+ |
| | PERCENT CHANGE | .2- | 60.9+ | 60.6+ | 1.2+ | 37.0- | * | 25.0+ | 11.8- | 150.0+ | 13.8- | 106.3+ | 44.2+ |
| MARTINSBURG PD | 82 | 13,192 | 64.88 | 856 | 172 | 20.09 | 0 | 5 | 15 | 10 | 137 | 627 | 62 |
| | 81 | 13,212 | 40.33 | 533 | 170 | 31.89 | 2 | 4 | 17 | 4 | 159 | 304 | 43 |
| | NUMERICAL CHANGE | 20- | 24.55+ | 323+ | 2+ | 11.80- | 2- | 1+ | 2- | 6+ | 22- | 323+ | 19+ |
| | PERCENT CHANGE | .2- | 60.9+ | 60.6+ | 1.2+ | 37.0- | * | 25.0+ | 11.8- | 150.0+ | 13.8- | 106.3+ | 44.2+ |
| ***** | | | | | | | | | | | | | |
| BOONE CTY TOTAL | 82 | 30,505 | 11.60 | 354 | 47 | 13.27 | 2 | 1 | 4 | 18 | 119 | 153 | 57 |
| | 81 | 30,552 | 11.81 | 361 | 60 | 16.62 | 0 | 4 | 3 | 10 | 119 | 177 | 48 |
| | NUMERICAL CHANGE | 47- | .21- | 7- | 13- | 3.35- | 2+ | 3- | 1+ | 8+ | 0 | 24- | 9+ |
| | PERCENT CHANGE | .2- | 1.8- | 1.9- | 21.7- | 20.2- | * | 75.0- | 33.3+ | 80.0+ | .0 | 13.6- | 18.8+ |
| ***** | | | | | | | | | | | | | |
| RURAL | 82 | 25,828 | 10.91 | 282 | 42 | 14.89 | 2 | 1 | 3 | 17 | 104 | 107 | 48 |
| | 81 | 26,602 | 10.86 | 289 | 57 | 19.72 | 0 | 3 | 3 | 10 | 109 | 122 | 42 |
| | NUMERICAL CHANGE | 774- | .05+ | 7- | 15- | 4.83- | 2+ | 2- | 0 | 7+ | 5- | 15- | 6+ |
| | PERCENT CHANGE | 2.9- | .5+ | 2.4- | 26.3- | 24.5- | * | 66.7- | .0 | 70.0+ | 4.6- | 12.3- | 14.3+ |

JAN THRU DEC 82-81

PAGE 3
WEST VIRGINIA U C R CRIME INDEX REPORT

64

| IDENTIFIER | | POPULATION | CRIME RATE | TOTAL OFFEN | TOTAL CLEARED | PERCENT CLEARED | MURDER | RAPE | ROBBERY | FEL ASLIT | BREAK ENTER | LARCENY THEFT | M/V THEFT |
|----------------|------------------|------------|------------|-------------|---------------|-----------------|--------|-------|---------|-----------|-------------|---------------|-----------|
| SHERIFF | 82 | | | 157 | 0 | .00 | 1 | 0 | 1 | 8 | 49 | 70 | 28 |
| | 81 | | | 144 | 3 | 2.08 | 0 | 1 | 1 | 5 | 49 | 66 | 22 |
| | NUMERICAL CHANGE | | | 13+ | 3- | 2.08- | 1+ | 1- | 0 | 3+ | 0 | 4+ | 6+ |
| | PERCENT CHANGE | | | 9.0+ | * | * | * | * | .0 | 60.0+ | .0 | 6.1+ | 27.3+ |
| STATE POLICE | 82 | | | 125 | 42 | 33.60 | 1 | 1 | 2 | 9 | 55 | 37 | 20 |
| | 81 | | | 145 | 54 | 37.24 | 0 | 2 | 2 | 5 | 60 | 56 | 20 |
| | NUMERICAL CHANGE | | | 20- | 12- | 3.64- | 1+ | 1- | 0 | 4+ | 5- | 19- | 0 |
| | PERCENT CHANGE | | | 13.8- | 22.2- | 9.8- | * | 50.0- | .0 | 80.0+ | 8.3- | 33.9- | .0 |
| MUNICIPAL | 82 | 4,677 | 15.39 | 72 | 5 | 6.94 | 0 | 0 | 1 | 1 | 15 | 46 | 9 |
| | 81 | 3,950 | 18.22 | 72 | 3 | 4.16 | 0 | 1 | 0 | 0 | 10 | 55 | 6 |
| | NUMERICAL CHANGE | 727+ | 2.83- | 0 | 2+ | 2.78+ | 0 | 1- | 1+ | 1+ | 5+ | 9- | 3+ |
| | PERCENT CHANGE | 18.4+ | 15.5- | .0 | 66.7+ | 66.8+ | * | * | * | * | 53.0+ | 16.4- | 50.0+ |
| MADISON PD | 82 | 3,238 | 16.67 | 54 | 0 | .00 | 0 | 0 | 0 | 0 | 8 | 38 | 8 |
| | 81 | 3,243 | 20.35 | 66 | 0 | .00 | 0 | 1 | 0 | 0 | 7 | 52 | 6 |
| | NUMERICAL CHANGE | 5- | 3.68- | 12- | 0 | .00 | 0 | 1- | 0 | 0 | 1+ | 14- | 2+ |
| | PERCENT CHANGE | .2- | 18.1- | 18.2- | 0 | .00 | 0 | * | 0 | 0 | 14.3+ | 26.9- | 33.3+ |
| WHITESVILLE PD | 82 | 706 | 15.58 | 11 | 4 | 36.36 | 0 | 0 | 0 | 1 | 4 | 5 | 1 |
| | 81 | 707 | 8.48 | 6 | 3 | 50.00 | 0 | 0 | 0 | 0 | 3 | 3 | 0 |
| | NUMERICAL CHANGE | 1- | 7.10+ | 5+ | 1+ | 13.64- | 0 | 0 | 0 | 1+ | 1+ | 2+ | 1+ |
| | PERCENT CHANGE | .1- | 83.7+ | 83.3+ | 33.3+ | 27.3- | 0 | 0 | 0 | * | 33.3+ | 66.7+ | * |
| DANVILLE PD | 82 | 733 | 9.54 | 7 | 1 | 14.28 | 0 | 0 | 1 | 0 | 3 | 3 | 0 |
| | 81 | 0 | .00 | 0 | 0 | .00 | 0 | 0 | 0 | 0 | 0 | 0 | 0 |
| | NUMERICAL CHANGE | 733+ | 9.54+ | 7+ | 1+ | 14.28+ | 0 | 0 | 1+ | 0 | 3+ | 3+ | 0 |
| | PERCENT CHANGE | .0 | .0 | * | * | * | 0 | 0 | * | 0 | * | * | 0 |
| ***** | | | | | | | | | | | | | |
| BRAXTON CTY | TOTAL | 82 | 14,004 | 7.28 | 102 | 36 | 35.29 | 3 | 0 | 1 | 5 | 40 | 15 |
| | 81 | | 14,025 | 5.20 | 73 | 35 | 47.94 | 0 | 0 | 1 | 4 | 24 | 6 |
| | NUMERICAL CHANGE | | 21- | 2.08+ | 29+ | 1+ | 12.65- | 3+ | 0 | 0 | 1+ | 16+ | 9+ |
| | PERCENT CHANGE | | .1- | 40.0+ | 39.7+ | 2.9+ | 26.4- | * | 0 | .0 | 25.0+ | 66.7+ | .0 |
| ***** | | | | | | | | | | | | | |
| RURAL | 82 | 11,044 | 7.69 | 85 | 30 | 35.29 | 3 | 0 | 1 | 5 | 28 | 35 | 13 |
| | 81 | 11,060 | 5.42 | 60 | 29 | 48.33 | 0 | 0 | 0 | 1 | 20 | 34 | 5 |
| | NUMERICAL CHANGE | 16- | 2.27+ | 25+ | 1+ | 13.04- | 3+ | 0 | 1+ | 4+ | 8+ | 1+ | 8+ |
| | PERCENT CHANGE | .1- | 41.9+ | 41.7+ | 3.4+ | 27.0- | * | 0 | * | 400.0+ | 40.0+ | 2.9+ | 160.0+ |
| SHERIFF | 82 | | | 45 | 12 | 26.66 | 1 | 0 | 1 | 1 | 20 | 14 | 8 |
| | 81 | | | 0 | 0 | .00 | 0 | 0 | 0 | 0 | 0 | 0 | 0 |
| | NUMERICAL CHANGE | | | 45+ | 12+ | 26.66+ | 1+ | 0 | 1+ | 1+ | 20+ | 14+ | 8+ |
| | PERCENT CHANGE | | | * | * | * | * | 0 | * | * | * | * | * |
| STATE POLICE | 82 | | | 40 | 18 | 45.00 | 2 | 0 | 0 | 4 | 8 | 21 | 5 |
| | 81 | | | 60 | 29 | 48.33 | 0 | 0 | 0 | 1 | 20 | 34 | 5 |
| | NUMERICAL CHANGE | | | 20- | 11- | 3.33- | 2+ | 0 | 0 | 3+ | 12- | 13- | 0 |
| | PERCENT CHANGE | | | 33.3- | 37.9- | 6.9- | * | 0 | 0 | 300.0+ | 60.0- | 38.2- | .0 |

JAN THRU DEC 82-81

PAGE 4
WEST VIRGINIA U C R CRIME INDEX REPORT

| IDENTIFIER | | POPULATION | CRIME RATE | TOTAL OFFEN | TOTAL CLEARED | PERCENT CLEARED | MURDER | RAPE | ROBBERY | FEL ASSLT | BREAK ENTER | LARCENY THEFT | M/V THEFT |
|---------------|------------------|------------|---------------|----------------|------------------|--------------------|--------|-------|---------|--------------|----------------|------------------|--------------|
| MUNICIPAL | 82 | 2,960 | 5.74 | 17 | 6 | 35.29 | 0 | 0 | 0 | 0 | 12 | 3 | 2 |
| | 81 | 2,965 | 4.38 | 13 | 6 | 46.15 | 0 | 0 | 1 | 3 | 4 | 4 | 1 |
| | NUMERICAL CHANGE | 5- | 1.36+ | 4+ | 0 | 10.86- | 0 | 0 | 1- | 3- | 8+ | 1- | 1+ |
| | PERCENT CHANGE | .2- | 31.1+ | 30.8+ | .0 | 23.5- | | | * | * | 200.0+ | 25.0- | 100.0+ |
| GASSAWAY PD | 82 | 1,235 | 4.85 | 6 | 1 | 16.66 | 0 | 0 | 0 | 0 | 4 | 1 | 1 |
| | 81 | 1,237 | 4.85 | 6 | 4 | 66.66 | 0 | 0 | 0 | 0 | 3 | 2 | 1 |
| | NUMERICAL CHANGE | 2- | .00 | 0 | 3- | 50.00- | 0 | 0 | 0 | 0 | 1+ | 1- | 0 |
| | PERCENT CHANGE | .2- | .0 | .0 | 75.0- | 75.0- | | | | | 33.3+ | 50.0- | .0 |
| SUTTON PD | 82 | 1,185 | 4.21 | 5 | 2 | 40.00 | 0 | 0 | 0 | 0 | 3 | 1 | 1 |
| | 81 | 1,187 | .84 | 1 | 0 | .00 | 0 | 0 | 0 | 0 | 0 | 1 | 0 |
| | NUMERICAL CHANGE | 2- | 3.37+ | 4+ | 2+ | 40.00+ | 0 | 0 | 0 | 0 | 3+ | 0 | 1+ |
| | PERCENT CHANGE | .2- | 401.2+ | 400.0+ | * | * | | | | | * | .0 | * |
| BURNSVILLE PD | 82 | 540 | 11.11 | 6 | 3 | 50.00 | 0 | 0 | 0 | 0 | 5 | 1 | 0 |
| | 81 | 541 | 11.09 | 6 | 2 | 33.33 | 0 | 0 | 1 | 3 | 1 | 1 | 0 |
| | NUMERICAL CHANGE | 1- | .02+ | 0 | 1+ | 16.67+ | 0 | 0 | 1- | 3- | 4+ | 0 | 0 |
| | PERCENT CHANGE | .2- | .2+ | .0 | 50.0+ | 50.0+ | | | * | * | 400.0+ | .0 | |
| ***** | | | | | | | | | | | | | |
| BROOKE CTY | TOTAL | 82 | 26,079 | 19.24 | 502 | 23 | 4.58 | 2 | 1 | 5 | 4 | 144 | 320 |
| | 81 | 26,118 | 17.76 | 464 | 41 | 8.83 | 1 | 2 | 2 | 5 | 150 | 277 | 27 |
| | NUMERICAL CHANGE | 39- | 1.48+ | 38+ | 18- | 4.25- | 1+ | 1- | 3+ | 1- | 6- | 43+ | 1- |
| | PERCENT CHANGE | .1- | 8.3+ | 8.2+ | 43.9- | 48.1- | 100.0+ | 50.0- | 150.0+ | 20.0- | 4.0- | 15.5+ | 3.7- |
| ***** | | | | | | | | | | | | | |
| RURAL | 82 | 16,727 | 18.17 | 304 | 8 | 2.63 | 1 | 1 | 2 | 3 | 100 | 180 | 17 |
| | 81 | 16,739 | 15.17 | 254 | 16 | 6.29 | 1 | 2 | 2 | 3 | 105 | 124 | 17 |
| | NUMERICAL CHANGE | 12- | 3.00+ | 50+ | 8- | 3.66- | 0 | 1- | 0 | 0 | 5- | 56+ | 0 |
| | PERCENT CHANGE | .1- | 19.8+ | 19.7+ | 50.0- | 58.2- | .0 | 50.0- | .0 | .0 | 4.8- | 45.2+ | .0 |
| SHERIFF | 82 | | | 294 | 8 | 2.72 | 1 | 0 | 2 | 3 | 93 | 180 | 15 |
| | 81 | | | 237 | 16 | 6.75 | 1 | 2 | 2 | 3 | 93 | 119 | 17 |
| | NUMERICAL CHANGE | | | 57+ | 8- | 4.03- | 0 | 2- | 0 | 0 | 0 | 61+ | 2- |
| | PERCENT CHANGE | | | 24.1+ | 50.0- | 59.7- | .0 | * | .0 | .0 | .0 | 51.3+ | 11.8- |
| STATE POLICE | 82 | | | 10 | 0 | .00 | 0 | 1 | 0 | 0 | 7 | 0 | 2 |
| | 81 | | | 17 | 0 | .00 | 0 | 0 | 0 | 0 | 12 | 5 | 0 |
| | NUMERICAL CHANGE | | | 7- | 0 | .00 | 0 | 1+ | 0 | 0 | 5- | 5- | 2+ |
| | PERCENT CHANGE | | | 41.2- | | | | * | | | 41.7- | * | * |
| MUNICIPAL | 82 | 9,352 | 21.17 | 198 | 15 | 7.57 | 1 | 0 | 3 | 1 | 44 | 140 | 9 |
| | 81 | 9,379 | 22.39 | 210 | 25 | 11.90 | 0 | 0 | 0 | 2 | 45 | 153 | 10 |
| | NUMERICAL CHANGE | 27- | 1.22- | 12- | 10- | 4.33- | 1+ | 0 | 3+ | 1- | 1- | 13- | 1- |
| | PERCENT CHANGE | .3- | 5.4- | 5.7- | 40.0- | 36.4- | * | | * | 50.0- | 2.2- | 8.5- | 10.0- |
| FOLLANSBEE PD | 82 | 3,990 | 16.29 | 65 | 0 | .00 | 0 | 0 | 0 | 0 | 20 | 44 | 1 |
| | 81 | 3,996 | 18.26 | 73 | 0 | .00 | 0 | 0 | 0 | 0 | 14 | 56 | 3 |
| | NUMERICAL CHANGE | 6- | 1.97- | 8- | 0 | .00 | 0 | 0 | 0 | 0 | 6+ | 12- | 2- |
| | PERCENT CHANGE | .2- | 10.8- | 11.0- | | | | | | | 42.9+ | 21.4- | 66.7- |

JAN THRU DEC 82-81

PAGE 5
WEST VIRGINIA U C R CRIME INDEX REPORT

| IDENTIFIER | | POPULATION | CRIME RATE | TOTAL OFFEN | TOTAL CLEARED | PERCENT CLEARED | MURDER | RAPE | ROBBERY | FEL ASSLT | BREAK ENTER | LARCENY THEFT | M/V THEFT | |
|------------------|------------------|------------|------------|-------------|---------------|-----------------|--------|-------|---------|-----------|-------------|---------------|-----------|-----|
| WELLSBURG PD | 82 | 4,007 | 33.19 | 133 | 15 | 11.27 | 1 | 0 | 3 | 1 | 24 | 96 | 8 | |
| | 81 | 4,014 | 34.12 | 137 | 25 | 18.24 | 0 | 0 | 0 | 2 | 31 | 97 | 7 | |
| | NUMERICAL CHANGE | 7- | .93- | 4- | 10- | 6.97- | 1+ | 0 | 3+ | 1- | 7- | 1- | 1+ | |
| | PERCENT CHANGE | .2- | 2.7- | 2.9- | 40.0- | 38.2- | * | | * | 50.0- | 22.6- | 1.0- | 14.3+ | |
| BETHANY PD | 82 | 1,355 | .00 | 0 | 0 | .00 | 0 | 0 | 0 | 0 | 0 | 0 | 0 | |
| | 81 | 1,369 | .00 | 0 | 0 | .00 | 0 | 0 | 0 | 0 | 0 | 0 | 0 | |
| | NUMERICAL CHANGE | 14- | .00 | 0 | 0 | .00 | 0 | 0 | 0 | 0 | 0 | 0 | 0 | |
| | PERCENT CHANGE | 1.0- | | | | | | | | | | | | |
| ***** | | | | | | | | | | | | | | |
| CABELL CTY | TOTAL | 82 | 112,302 | 56.39 | 6337 | 2325 | 36.68 | 2 | 48 | 141 | 379 | 1564 | 3852 | 351 |
| | 81 | 112,474 | 63.77 | 7174 | 2255 | 31.43 | 13 | 40 | 147 | 383 | 1935 | 4282 | 374 | |
| | NUMERICAL CHANGE | 172- | 7.38- | 837- | 70+ | 5.25+ | 11- | 8+ | 6- | 4- | 371- | 430- | 23- | |
| | PERCENT CHANGE | .2- | 11.6- | 11.7- | 3.1+ | 16.7+ | 84.6- | 20.0+ | 4.1- | 1.0- | 19.2- | 10.0- | 6.1- | |
| ***** | | | | | | | | | | | | | | |
| RURAL | 82 | 40,970 | 34.37 | 1409 | 759 | 53.86 | 0 | 15 | 25 | 121 | 398 | 776 | 74 | |
| | 81 | 41,035 | 31.49 | 1293 | 540 | 41.76 | 3 | 13 | 14 | 95 | 437 | 659 | 72 | |
| | NUMERICAL CHANGE | 65- | 2.88+ | 116+ | 219+ | 12.10+ | 3- | 2+ | 11+ | 26+ | 39- | 117+ | 2+ | |
| | PERCENT CHANGE | .2- | 9.1+ | 9.0+ | 40.6+ | 29.0+ | * | 15.4+ | 78.6+ | 27.4+ | 8.9- | 17.8+ | 2.8+ | |
| SHERIFF | 82 | | | 1113 | 680 | 61.09 | 0 | 13 | 12 | 102 | 307 | 633 | 46 | |
| | 81 | | | 1043 | 477 | 45.73 | 1 | 11 | 12 | 82 | 342 | 557 | 38 | |
| | NUMERICAL CHANGE | | | 70+ | 203+ | 15.36+ | 1- | 2+ | 0 | 20+ | 35- | 76+ | 8+ | |
| | PERCENT CHANGE | | | 6.7+ | 42.6+ | 33.6+ | * | 18.2+ | .0 | 24.4+ | 10.2- | 13.6+ | 21.1+ | |
| STATE POLICE | 82 | | | 296 | 79 | 26.68 | 0 | 2 | 13 | 19 | 91 | 143 | 28 | |
| | 81 | | | 250 | 63 | 25.20 | 2 | 2 | 2 | 13 | 95 | 102 | 34 | |
| | NUMERICAL CHANGE | | | 46+ | 16+ | 1.48+ | 2- | 0 | 11+ | 6+ | 4- | 41+ | 6- | |
| | PERCENT CHANGE | | | 18.4+ | 25.4+ | 5.9+ | * | .0 | 550.0+ | 46.2+ | 4.2- | 40.2+ | 17.6- | |
| MUNICIPAL | 82 | 71,332 | 69.04 | 4928 | 1566 | 31.77 | 2 | 33 | 116 | 258 | 1166 | 3076 | 277 | |
| | 81 | 71,439 | 82.27 | 5881 | 1715 | 29.16 | 10 | 27 | 133 | 288 | 1498 | 3623 | 302 | |
| | NUMERICAL CHANGE | 107- | 13.23- | 953- | 149- | 2.61+ | 8- | 6+ | 17- | 30- | 332- | 547- | 25- | |
| | PERCENT CHANGE | .1- | 16.1- | 16.2- | 8.7- | 9.0+ | 80.0- | 22.2+ | 12.8- | 10.4- | 22.2- | 15.1- | 8.3- | |
| BARBOURSVILLE PD | 82 | 2,865 | 119.72 | 343 | 151 | 44.02 | 0 | 1 | 0 | 15 | 24 | 285 | 18 | |
| | 81 | 2,870 | 86.06 | 247 | 64 | 25.91 | 0 | 1 | 2 | 11 | 29 | 193 | 11 | |
| | NUMERICAL CHANGE | 5- | 33.66+ | 96+ | 87+ | 18.11+ | 0 | 0 | 2- | 4+ | 5- | 92+ | 7+ | |
| | PERCENT CHANGE | .2- | 39.1+ | 38.9+ | 135.9+ | 69.9+ | | .0 | * | 36.4+ | 17.2- | 47.7+ | 63.6+ | |
| HUNTINGTON PD | 82 | 64,194 | 67.02 | 4305 | 1367 | 31.75 | 2 | 32 | 116 | 234 | 1114 | 2552 | 255 | |
| | 81 | 64,292 | 81.69 | 5254 | 1587 | 30.20 | 10 | 25 | 131 | 268 | 1397 | 3137 | 286 | |
| | NUMERICAL CHANGE | 98- | 14.67- | 949- | 220- | 1.55+ | 8- | 7+ | 15- | 34- | 283- | 585- | 31- | |
| | PERCENT CHANGE | .2- | 18.0- | 18.1- | 13.9- | 5.1+ | 80.0- | 28.0+ | 11.5- | 12.7- | 20.3- | 18.6- | 10.8- | |
| MILTON PD | 82 | 2,273 | .00 | 0 | 0 | .00 | 0 | 0 | 0 | 0 | 0 | 0 | 0 | |
| | 81 | 2,277 | 21.08 | 48 | 11 | 22.91 | 0 | 0 | 0 | 1 | 5 | 41 | 1 | |
| | NUMERICAL CHANGE | 4- | 21.08- | 48- | 11- | 22.91- | 0 | 0 | 0 | 1- | 5- | 41- | 1- | |
| | PERCENT CHANGE | .2- | .0 | * | * | * | | | | * | * | * | * | |

99

JAN THRU DEC 82-81

PAGE 6
WEST VIRGINIA U C R CRIME INDEX REPORT

| IDENTIFIER | | POPULATION | CRIME RATE | TOTAL OFFEN | TOTAL CLEARED | PERCENT CLEARED | MURDER | RAPE | ROBBERY | FEL ASSLT | BREAK ENTER | LARCENY THEFT | M/V THEFT | |
|--------------------|------------------|------------|------------|-------------|---------------|-----------------|--------|-------|---------|-----------|-------------|---------------|-----------|----|
| MU SECURITY POLICE | 82 | 2,000 | 140.00 | 280 | 48 | 17.14 | 0 | 0 | 0 | 9 | 28 | 239 | 4 | |
| | 81 | 2,000 | 166.00 | 332 | 53 | 15.96 | 0 | 1 | 0 | 8 | 67 | 252 | 4 | |
| | NUMERICAL CHANGE | 0 | 26.00- | 52- | 5- | 1.18+ | 0 | 1- | 0 | 1+ | 39- | 13- | 0 | |
| | PERCENT CHANGE | .0 | 15.7- | 15.7- | 9.4- | 7.4+ | * | * | * | 12.5+ | 58.2- | 5.2- | .0 | |
| ***** | | | | | | | | | | | | | | |
| CALHOUN CTY | TOTAL | 82 | 8,254 | 8.35 | 69 | 33 | 47.82 | 0 | 3 | 1 | 6 | 22 | 31 | 6 |
| | 81 | 8,267 | 7.98 | 66 | 27 | 40.90 | 1 | 0 | 0 | 3 | 24 | 29 | 9 | |
| | NUMERICAL CHANGE | 13- | .37+ | 3+ | 6+ | 6.92+ | 1- | 3+ | 1+ | 3+ | 2- | 2+ | 3- | |
| | PERCENT CHANGE | .2- | 4.6+ | 4.5+ | 22.2+ | 16.9+ | * | * | * | 100.0+ | 8.3- | 6.9+ | 33.3- | |
| ***** | | | | | | | | | | | | | | |
| | RURAL | 82 | 7,465 | 9.24 | 69 | 33 | 47.82 | 0 | 3 | 1 | 6 | 22 | 31 | 6 |
| | 81 | 7,477 | 8.69 | 65 | 27 | 41.53 | 1 | 0 | 0 | 3 | 24 | 28 | 9 | |
| | NUMERICAL CHANGE | 12- | .55+ | 4+ | 6+ | 6.29+ | 1- | 3+ | 1+ | 3+ | 2- | 3+ | 3- | |
| | PERCENT CHANGE | .2- | 6.3+ | 6.2+ | 22.2+ | 15.1+ | * | * | * | 100.0+ | 8.3- | 10.7+ | 33.3- | |
| | SHERIFF | 82 | | 0 | 0 | .00 | 0 | 0 | 0 | 0 | 0 | 0 | 0 | |
| | 81 | | | 0 | 0 | .00 | 0 | 0 | 0 | 0 | 0 | 0 | 0 | |
| | NUMERICAL CHANGE | | | 0 | 0 | .00 | 0 | 0 | 0 | 0 | 0 | 0 | 0 | |
| | PERCENT CHANGE | | | | | | | | | | | | | |
| | STATE POLICE | 82 | | 69 | 33 | 47.82 | 0 | 3 | 1 | 6 | 22 | 31 | 6 | |
| | 81 | | | 65 | 27 | 41.53 | 1 | 0 | 0 | 3 | 24 | 28 | 9 | |
| | NUMERICAL CHANGE | | | 4+ | 6+ | 6.29+ | 1- | 3+ | 1+ | 3+ | 2- | 3+ | 3- | |
| | PERCENT CHANGE | | | 6.2+ | 22.2+ | 15.1+ | * | * | * | 100.0+ | 8.3- | 10.7+ | 33.3- | |
| | MUNICIPAL | 82 | 789 | .00 | 0 | .00 | 0 | 0 | 0 | 0 | 0 | 0 | 0 | |
| | 81 | 790 | 1.26 | 1 | 0 | .00 | 0 | 0 | 0 | 0 | 0 | 1 | 0 | |
| | NUMERICAL CHANGE | 1- | 1.26- | 1- | 0 | .00 | 0 | 0 | 0 | 0 | 0 | 1- | 0 | |
| | PERCENT CHANGE | .1- | .0 | * | | | | | | | | * | | |
| | GRANTSVILLE PD | 82 | 789 | .00 | 0 | .00 | 0 | 0 | 0 | 0 | 0 | 0 | 0 | |
| | 81 | 790 | 1.26 | 1 | 0 | .00 | 0 | 0 | 0 | 0 | 0 | 1 | 0 | |
| | NUMERICAL CHANGE | 1- | 1.26- | 1- | 0 | .00 | 0 | 0 | 0 | 0 | 0 | 1- | 0 | |
| | PERCENT CHANGE | .1- | .0 | * | | | | | | | | * | | |
| ***** | | | | | | | | | | | | | | |
| CLAY CTY | TOTAL | 82 | 11,321 | 16.60 | 188 | 52 | 27.65 | 2 | 3 | 2 | 21 | 87 | 60 | 13 |
| | 81 | 11,338 | 10.58 | 120 | 40 | 33.33 | 1 | 2 | 2 | 15 | 60 | 27 | 13 | |
| | NUMERICAL CHANGE | 17- | 6.02+ | 68+ | 12+ | 5.68- | 1+ | 1+ | 0 | 6+ | 27+ | 33+ | 0 | |
| | PERCENT CHANGE | .1- | 56.9+ | 56.7+ | 30.0+ | 17.0- | 100.0+ | 50.0+ | .0 | 40.0+ | 45.0+ | 122.2+ | .0 | |
| ***** | | | | | | | | | | | | | | |
| | RURAL | 82 | 10,354 | 17.96 | 186 | 52 | 27.95 | 2 | 3 | 1 | 21 | 86 | 60 | 13 |
| | 81 | 10,370 | 11.57 | 120 | 40 | 33.33 | 1 | 2 | 2 | 15 | 60 | 27 | 13 | |
| | NUMERICAL CHANGE | 16- | 6.39+ | 66+ | 12+ | 5.38- | 1+ | 1+ | 1- | 6+ | 26+ | 33+ | 0 | |
| | PERCENT CHANGE | .2- | 55.2+ | 55.0+ | 30.0+ | 16.1- | 100.0+ | 50.0+ | 50.0- | 40.0+ | 43.3+ | 122.2+ | .0 | |
| | SHERIFF | 82 | | 0 | 0 | .00 | 0 | 0 | 0 | 0 | 0 | 0 | 0 | |
| | 81 | | | 1 | 0 | .00 | 0 | 0 | 1 | 0 | 0 | 0 | 0 | |
| | NUMERICAL CHANGE | | | 1- | 0 | .00 | 0 | 0 | 1- | 0 | 0 | 0 | 0 | |
| | PERCENT CHANGE | | | * | | | | * | * | | | | | |

67

JAN THRU DEC 82-81

PAGE 7
WEST VIRGINIA U C R CRIME INDEX REPORT

| IDENTIFIER | | POPULATION | CRIME RATE | TOTAL OFFEN | TOTAL CLEARED | PERCENT CLEARED | MURDER | RAPE | ROBBERY | FEL ASSLT | BREAK ENTER | LARCENY THEFT | M/V THEFT |
|---------------|------------------|------------|------------|-------------|---------------|-----------------|--------|--------|---------|-----------|-------------|---------------|-----------|
| STATE POLICE | 82 | | | 186 | 52 | 27.95 | 2 | 3 | 1 | 21 | 86 | 60 | 13 |
| | 81 | | | 119 | 40 | 33.61 | 1 | 2 | 1 | 15 | 60 | 27 | 13 |
| | NUMERICAL CHANGE | | | 67+ | 12+ | 5.66- | 1+ | 1+ | 0 | 6+ | 26+ | 33+ | 0 |
| | PERCENT CHANGE | | | 56.3+ | 30.0+ | 16.8- | 100.0+ | 50.0+ | .0 | 40.0+ | 43.3+ | 122.2+ | .0 |
| MUNICIPAL | 82 | 967 | 2.06 | 2 | 0 | .00 | 0 | 0 | 1 | 0 | 1 | 0 | 0 |
| | 81 | 968 | .00 | 0 | 0 | .00 | 0 | 0 | 0 | 0 | 0 | 0 | 0 |
| | NUMERICAL CHANGE | 1- | 2.06+ | 2+ | 0 | .00 | 0 | 0 | 1+ | 0 | 1+ | 0 | 0 |
| | PERCENT CHANGE | .1- | .0 | * | | | | | * | | * | | |
| CLAY PD | 82 | 967 | 2.06 | 2 | 0 | .00 | 0 | 0 | 1 | 0 | 1 | 0 | 0 |
| | 81 | 968 | .00 | 0 | 0 | .00 | 0 | 0 | 0 | 0 | 0 | 0 | 0 |
| | NUMERICAL CHANGE | 1- | 2.06+ | 2+ | 0 | .00 | 0 | 0 | 1+ | 0 | 1+ | 0 | 0 |
| | PERCENT CHANGE | .1- | .0 | * | | | | | * | | * | | |
| ***** | | | | | | | | | | | | | |
| DODDRIDGE CTY | 82 | 7,487 | 5.60 | 42 | 23 | 54.76 | 0 | 0 | 0 | 2 | 25 | 12 | 3 |
| | 81 | 7,499 | 9.33 | 70 | 29 | 41.42 | 0 | 2 | 0 | 10 | 28 | 25 | 5 |
| | NUMERICAL CHANGE | 12- | 3.73- | 28- | 6- | 13.34+ | 0 | 2- | 0 | 8- | 3- | 13- | 2- |
| | PERCENT CHANGE | .2- | 40.0- | 40.0- | 20.7- | 32.2+ | | * | | 80.0- | 10.7- | 52.0- | 40.0- |
| ***** | | | | | | | | | | | | | |
| RURAL | 82 | 6,398 | 6.56 | 42 | 23 | 54.76 | 0 | 0 | 0 | 2 | 25 | 12 | 3 |
| | 81 | 6,409 | 10.45 | 67 | 28 | 41.79 | 0 | 2 | 0 | 10 | 25 | 25 | 5 |
| | NUMERICAL CHANGE | 11- | 3.89- | 25- | 5- | 12.97+ | 0 | 2- | 0 | 8- | 0 | 13- | 2- |
| | PERCENT CHANGE | .2- | 37.2- | 37.3- | 17.9- | 31.0+ | | * | | 80.0- | .0 | 52.0- | 40.0- |
| SHERIFF | 82 | | | 7 | 3 | 42.85 | 0 | 0 | 0 | 0 | 7 | 0 | 0 |
| | 81 | | | 13 | 2 | 15.38 | 0 | 0 | 0 | 0 | 10 | 3 | 0 |
| | NUMERICAL CHANGE | | | 6- | 1+ | 27.47+ | 0 | 0 | 0 | 0 | 3- | 3- | 0 |
| | PERCENT CHANGE | | | 46.2- | 50.0+ | 178.6+ | | | | | 30.0- | * | |
| STATE POLICE | 82 | | | 35 | 20 | 57.14 | 0 | 0 | 0 | 2 | 18 | 12 | 3 |
| | 81 | | | 54 | 26 | 48.14 | 0 | 2 | 0 | 10 | 15 | 22 | 5 |
| | NUMERICAL CHANGE | | | 19- | 6- | 9.00+ | 0 | 2- | 0 | 8- | 3+ | 10- | 2- |
| | PERCENT CHANGE | | | 35.2- | 23.1- | 18.7+ | | * | | 80.0- | 20.0+ | 45.5- | 40.0- |
| MUNICIPAL | 82 | 1,089 | .00 | 0 | 0 | .00 | 0 | 0 | 0 | 0 | 0 | 0 | 0 |
| | 81 | 1,090 | 2.75 | 3 | 1 | 33.33 | 0 | 0 | 0 | 0 | 3 | 0 | 0 |
| | NUMERICAL CHANGE | 1- | 2.75- | 3- | 1- | 33.33- | 0 | 0 | 0 | 0 | 3- | 0 | 0 |
| | PERCENT CHANGE | .1- | .0 | * | * | * | | | | | * | | |
| WEST UNION PD | 82 | 1,089 | .00 | 0 | 0 | .00 | 0 | 0 | 0 | 0 | 0 | 0 | 0 |
| | 81 | 1,090 | 2.75 | 3 | 1 | 33.33 | 0 | 0 | 0 | 0 | 3 | 0 | 0 |
| | NUMERICAL CHANGE | 1- | 2.75- | 3- | 1- | 33.33- | 0 | 0 | 0 | 0 | 3- | 0 | 0 |
| | PERCENT CHANGE | .1- | .0 | * | * | * | | | | | * | | |
| ***** | | | | | | | | | | | | | |
| FAYETTE CTY | 82 | 58,550 | 17.82 | 1044 | 302 | 28.92 | 3 | 16 | 15 | 113 | 331 | 509 | 57 |
| | 81 | 58,639 | 16.98 | 996 | 260 | 26.10 | 5 | 7 | 10 | 111 | 301 | 501 | 61 |
| | NUMERICAL CHANGE | 89- | .84+ | 48+ | 42+ | 2.82+ | 2- | 9+ | 5+ | 2+ | 30+ | 8+ | 4- |
| | PERCENT CHANGE | .2- | 4.9+ | 4.8+ | 16.2+ | 10.8+ | 40.0- | 128.6+ | 50.0+ | 1.8+ | 10.0+ | 1.6+ | 6.6- |
| ***** | | | | | | | | | | | | | |

JAN THRU DEC 82-81

PAGE 8
WEST VIRGINIA U C R CRIME INDEX REPORT

| IDENTIFIER | POPULATION | CRIME RATE | TOTAL OFFEN | TOTAL CLEARED | PERCENT CLEARED | MURDER | RAPE | ROBBERY | FEL ASSLT | BREAK ENTER | LARCENY THEFT | M/V THEFT |
|---------------------|------------|------------|-------------|---------------|-----------------|--------|--------|---------|-----------|-------------|---------------|-----------|
| RURAL 82 | 37,715 | 15.16 | 572 | 206 | 36.01 | 3 | 16 | 9 | 95 | 188 | 229 | 32 |
| 81 | 37,787 | 15.77 | 596 | 159 | 26.67 | 4 | 6 | 6 | 91 | 175 | 270 | 44 |
| NUMERICAL CHANGE | 72- | .61- | 24- | 47+ | 9.34+ | 1- | 10+ | 3+ | 4+ | 13+ | 41- | 12- |
| PERCENT CHANGE | .2- | 3.9- | 4.0- | 29.6+ | 35.0+ | 25.0- | 166.7+ | 50.0+ | 4.4+ | 7.4+ | 15.2- | 27.3- |
| SHERIFF 82 | | | 277 | 127 | 45.84 | 1 | 15 | 2 | 79 | 82 | 94 | 4 |
| 81 | | | 281 | 116 | 41.28 | 1 | 2 | 3 | 84 | 83 | 99 | 9 |
| NUMERICAL CHANGE | | | 4- | 11+ | 4.56+ | 0 | 13+ | 1- | 5- | 1- | 5- | 5- |
| PERCENT CHANGE | | | 1.4- | 9.5+ | 11.0+ | .0 | 650.0+ | 33.3- | 6.0- | 1.2- | 5.1- | 55.6- |
| STATE POLICE 82 | | | 295 | 79 | 26.77 | 2 | 1 | 7 | 16 | 106 | 135 | 28 |
| 81 | | | 315 | 43 | 13.65 | 3 | 4 | 3 | 7 | 92 | 171 | 35 |
| NUMERICAL CHANGE | | | 20- | 36+ | 13.12+ | 1- | 3- | 4+ | 9+ | 14+ | 36- | 7- |
| PERCENT CHANGE | | | 6.3- | 83.7+ | 96.1+ | 33.3- | 75.0- | 133.3+ | 128.6+ | 15.2+ | 21.1- | 20.0- |
| MUNICIPAL 82 | 20,835 | 22.65 | 472 | 96 | 20.33 | 0 | 0 | 6 | 18 | 143 | 280 | 25 |
| 81 | 20,852 | 19.18 | 400 | 101 | 25.25 | 1 | 1 | 4 | 20 | 126 | 231 | 17 |
| NUMERICAL CHANGE | 17- | 3.47+ | 72+ | 5- | 4.92- | 1- | 1- | 2+ | 2- | 17+ | 49+ | 8+ |
| PERCENT CHANGE | .1- | 18.1+ | 18.0+ | 5.0- | 19.5- | * | * | 50.0+ | 10.0- | 13.5+ | 21.2+ | 47.1+ |
| ANSTED PD 82 | 1,953 | 9.21 | 18 | 6 | 33.33 | 0 | 0 | 0 | 3 | 8 | 7 | 0 |
| 81 | 1,956 | 9.20 | 18 | 0 | .00 | 0 | 0 | 0 | 0 | 7 | 10 | 1 |
| NUMERICAL CHANGE | 3- | .01+ | 0 | 6+ | 33.33+ | 0 | 0 | 0 | 3+ | 1+ | 3- | 1- |
| PERCENT CHANGE | .2- | .1+ | .0 | * | * | * | * | 50.0+ | * | 14.3+ | 30.0- | * |
| FAYETTEVILLE PD 82 | 2,360 | 5.50 | 13 | 1 | 7.69 | 0 | 0 | 0 | 0 | 6 | 7 | 0 |
| 81 | 2,363 | 13.96 | 33 | 11 | 33.33 | 0 | 0 | 1 | 0 | 29 | 2 | 1 |
| NUMERICAL CHANGE | 3- | 8.46- | 20- | 10- | 25.64- | 0 | 0 | 1- | 0 | 23- | 5+ | 1- |
| PERCENT CHANGE | .1- | 60.6- | 60.6- | 90.9- | 76.9- | * | * | * | * | 79.3- | 250.0+ | * |
| MONTGOMERY PD 82 | 3,122 | 49.64 | 155 | 31 | 20.00 | 0 | 0 | 1 | 2 | 20 | 122 | 10 |
| 81 | 3,126 | 51.13 | 160 | 47 | 29.37 | 0 | 0 | 0 | 16 | 28 | 113 | 3 |
| NUMERICAL CHANGE | 4- | 1.54- | 5- | 16- | 9.37- | 0 | 0 | 1+ | 14- | 8- | 9+ | 7+ |
| PERCENT CHANGE | .1- | 3.0- | 3.1- | 34.0- | 31.9- | * | * | * | 87.5- | 28.6- | 8.0+ | 233.3+ |
| MOUNT HOPE PD 82 | 1,833 | 30.55 | 56 | 5 | 8.92 | 0 | 0 | 1 | 7 | 18 | 28 | 2 |
| 81 | 1,836 | 17.42 | 32 | 2 | 6.25 | 0 | 0 | 0 | 1 | 15 | 13 | 3 |
| NUMERICAL CHANGE | 3- | 13.13+ | 24+ | 3+ | 2.67+ | 0 | 0 | 1+ | 6+ | 3+ | 15+ | 1- |
| PERCENT CHANGE | .2- | 75.4+ | 75.0+ | 150.0+ | 42.7+ | * | * | * | 600.0+ | 20.0+ | 115.4+ | 33.3- |
| OAK HILL PD 82 | 7,132 | 24.67 | 176 | 45 | 25.56 | 0 | 0 | 2 | 3 | 50 | 110 | 11 |
| 81 | 7,143 | 18.33 | 131 | 34 | 25.95 | 1 | 0 | 2 | 1 | 40 | 81 | 6 |
| NUMERICAL CHANGE | 11- | 6.34+ | 45+ | 11+ | .39- | 1- | 0 | 0 | 2+ | 10+ | 29+ | 5+ |
| PERCENT CHANGE | .2- | 34.6+ | 34.4+ | 32.4+ | 1.5- | * | * | .0 | 200.0+ | 25.0+ | 35.8+ | 63.3+ |
| MEADOW BRIDGE PD 82 | 523 | .00 | 0 | 0 | .00 | 0 | 0 | 0 | 0 | 0 | 0 | 0 |
| 81 | 523 | 1.91 | 1 | 0 | .00 | 0 | 0 | 0 | 0 | 0 | 0 | 1 |
| NUMERICAL CHANGE | 0 | 1.91- | 1- | 0 | .00 | 0 | 0 | 0 | 0 | 0 | 0 | 1- |
| PERCENT CHANGE | .0 | .0 | * | * | * | * | * | * | * | * | * | * |
| SMITHERS PD 82 | 1,454 | 13.06 | 19 | 2 | 10.52 | 0 | 0 | 1 | 0 | 16 | 0 | 2 |
| 81 | 1,456 | 2.74 | 4 | 0 | .00 | 0 | 1 | 0 | 0 | 1 | 0 | 2 |
| NUMERICAL CHANGE | 2- | 10.32+ | 15+ | 2+ | 10.52+ | 0 | 1- | 1+ | 0 | 15+ | 0 | 0 |
| PERCENT CHANGE | .1- | 376.6+ | 375.0+ | * | * | * | * | * | 1500.0+ | * | * | .0 |

JAN THRU DEC 82-81

PAGE 9
WEST VIRGINIA U C R CRIME INDEX REPORT

| IDENTIFIER | | POPULATION | CRIME RATE | TOTAL OFFEN | TOTAL CLEARED | PERCENT CLEARED | MURDER | RAPE | ROBBERY | FEL ASSLT | BREAK ENTER | LARCENY THEFT | M/V THEFT |
|-----------------------|------------------|------------|------------|-------------|---------------|-----------------|--------|------|---------|-----------|-------------|---------------|-----------|
| PAX PD | 82 | 277 | 14.44 | 4 | 1 | 25.00 | 0 | 0 | 0 | 0 | 3 | 1 | 0 |
| | 81 | 278 | 3.59 | 1 | 0 | .00 | 0 | 0 | 0 | 0 | 0 | 1 | 0 |
| | NUMERICAL CHANGE | 1- | 10.85+ | 3+ | 1+ | 25.00+ | 0 | 0 | 0 | 0 | 3+ | 0 | 0 |
| | PERCENT CHANGE | .4- | 302.2+ | 300.0+ | * | * | 0 | 0 | 0 | 0 | * | .0 | 0 |
| W VA TECH SECURITY | 82 | 1,025 | 21.46 | 22 | 2 | 9.09 | 0 | 0 | 1 | 0 | 18 | 3 | 0 |
| | 81 | 1,025 | 12.68 | 13 | 6 | 46.15 | 0 | 0 | 1 | 2 | 2 | 8 | 0 |
| | NUMERICAL CHANGE | 0 | 8.78+ | 9+ | 4- | 37.06- | 0 | 0 | 0 | 2- | 16+ | 5- | 0 |
| | PERCENT CHANGE | .0 | 69.2+ | 69.2+ | 66.7- | 80.3- | 0 | 0 | .0 | * | 800.0+ | 62.5- | 0 |
| GAULEY BRIDGE PD | 82 | 1,156 | 7.78 | 9 | 3 | 33.33 | 0 | 0 | 0 | 3 | 4 | 2 | 0 |
| | 81 | 1,146 | 6.10 | 7 | 1 | 14.28 | 0 | 0 | 0 | 0 | 4 | 3 | 0 |
| | NUMERICAL CHANGE | 10+ | 1.68+ | 2+ | 2+ | 19.05+ | 0 | 0 | 0 | 3+ | 0 | 1- | 0 |
| | PERCENT CHANGE | .9+ | 27.5+ | 28.6+ | 200.0+ | 133.4+ | 0 | 0 | 0 | * | .0 | 33.3- | 0 |
| ***** | | | | | | | | | | | | | |
| GILMER CTY TOTAL | 82 | 8,395 | 11.55 | 97 | 18 | 18.55 | 0 | 5 | 1 | 2 | 52 | 32 | 5 |
| | 81 | 8,408 | 8.20 | 69 | 9 | 13.04 | 0 | 0 | 1 | 2 | 42 | 19 | 5 |
| | NUMERICAL CHANGE | 13- | 3.35+ | 28+ | 9+ | 5.51+ | 0 | 5+ | 0 | 0 | 10+ | 13+ | 0 |
| | PERCENT CHANGE | .2- | 40.9+ | 40.6+ | 100.0+ | 42.3+ | 0 | * | .0 | .0 | 23.8+ | 68.4+ | .0 |
| ***** | | | | | | | | | | | | | |
| RURAL | 82 | 5,560 | 5.39 | 30 | 5 | 16.66 | 0 | 2 | 1 | 1 | 18 | 4 | 4 |
| | 81 | 5,570 | 7.36 | 41 | 9 | 21.95 | 0 | 0 | 1 | 2 | 28 | 6 | 4 |
| | NUMERICAL CHANGE | 10- | 1.97- | 11- | 4- | 5.29- | 0 | 2+ | 0 | 1- | 10- | 2- | 0 |
| | PERCENT CHANGE | .2- | 26.8- | 26.8- | 44.4- | 24.1- | 0 | * | .0 | 50.0- | 35.7- | 33.3- | .0 |
| SHERIFF | 82 | | | 9 | 1 | 11.11 | 0 | 1 | 1 | 0 | 4 | 3 | 0 |
| | 81 | | | 18 | 3 | 16.66 | 0 | 0 | 1 | 0 | 14 | 2 | 1 |
| | NUMERICAL CHANGE | | | 9- | 2- | 5.55- | 0 | 1+ | 0 | 0 | 10- | 1+ | 1- |
| | PERCENT CHANGE | | | 50.0- | 66.7- | 33.3- | 0 | * | .0 | | 71.4- | 50.0+ | * |
| STATE POLICE | 82 | | | 21 | 4 | 19.04 | 0 | 1 | 0 | 1 | 14 | 1 | 4 |
| | 81 | | | 23 | 6 | 26.08 | 0 | 0 | 0 | 2 | 14 | 4 | 3 |
| | NUMERICAL CHANGE | | | 2- | 2- | 7.04- | 0 | 1+ | 0 | 1- | 0 | 3- | 1+ |
| | PERCENT CHANGE | | | 8.7- | 33.3- | 27.0- | 0 | * | | 50.0- | .0 | 75.0- | 33.3+ |
| MUNICIPAL | 82 | 2,835 | 23.63 | 67 | 13 | 19.40 | 0 | 3 | 0 | 1 | 34 | 28 | 1 |
| | 81 | 2,838 | 9.86 | 28 | 0 | .00 | 0 | 0 | 0 | 0 | 14 | 13 | 1 |
| | NUMERICAL CHANGE | 3- | 13.77+ | 39+ | 13+ | 19.40+ | 0 | 3+ | 0 | 1+ | 20+ | 15+ | 0 |
| | PERCENT CHANGE | .1- | 139.7+ | 139.3+ | * | * | 0 | * | | * | 142.9+ | 115.4+ | .0 |
| GLENVILLE PD | 82 | 2,150 | 18.13 | 39 | 11 | 28.20 | 0 | 3 | 0 | 1 | 15 | 19 | 1 |
| | 81 | 2,153 | 3.71 | 8 | 0 | .00 | 0 | 0 | 0 | 0 | 5 | 2 | 1 |
| | NUMERICAL CHANGE | 3- | 14.42+ | 31+ | 11+ | 28.20+ | 0 | 3+ | 0 | 1+ | 10+ | 17+ | 0 |
| | PERCENT CHANGE | .1- | 388.7+ | 387.5+ | * | * | 0 | * | | * | 200.0+ | 850.0+ | .0 |
| GLENVILLE ST SECURITY | 82 | 685 | 40.87 | 28 | 2 | 7.14 | 0 | 0 | 0 | 0 | 19 | 9 | 0 |
| | 81 | 685 | 29.19 | 20 | 0 | .00 | 0 | 0 | 0 | 0 | 9 | 11 | 0 |
| | NUMERICAL CHANGE | 0 | 11.68+ | 8+ | 2+ | 7.14+ | 0 | 0 | 0 | 0 | 10+ | 2- | 0 |
| | PERCENT CHANGE | .0 | 40.0+ | 40.0+ | * | * | 0 | 0 | 0 | 0 | 111.1+ | 18.2- | 0 |

JAN THRU DEC 82-81

PAGE 10
WEST VIRGINIA U C R CRIME INDEX REPORT

| IDENTIFIER | POPULATION | CRIME RATE | TOTAL OFFEN | TOTAL CLEARED | PERCENT CLEARED | MURDER | RAPE | ROBBERY | FEL ASSLT | BREAK ENTER | LARCENY THEFT | M/V THEFT | | |
|----------------------|------------|------------|------------------|---------------|-----------------|--------|--------|---------|-----------|-------------|---------------|-----------|-------|-------|
| ***** | | | | | | | | | | | | | | |
| GRANT CTY TOTAL | 82 | 10,309 | 8.43 | 87 | 20 | 22.98 | 0 | 1 | 0 | 1 | 61 | 23 | 1 | |
| | 81 | 10,325 | 9.10 | 94 | 24 | 25.53 | 0 | 0 | 1 | 2 | 50 | 38 | 3 | |
| | | | NUMERICAL CHANGE | 16- | .67- | 7- | 4- | 2.55- | 0 | 1+ | 1- | 11+ | 15- | 2- |
| | | | PERCENT CHANGE | .2- | 7.4- | 7.4- | 16.7- | 10.0- | * | * | 50.0- | 22.0+ | 39.5- | 66.7- |
| ***** | | | | | | | | | | | | | | |
| RURAL | 82 | 7,668 | 10.04 | 77 | 18 | 23.37 | 0 | 1 | 0 | 1 | 54 | 20 | 1 | |
| | 81 | 7,679 | 11.06 | 85 | 22 | 25.88 | 0 | 0 | 1 | 0 | 45 | 36 | 3 | |
| | | | NUMERICAL CHANGE | 11- | 1.02- | 8- | 4- | 2.51- | 0 | 1+ | 1- | 9+ | 16- | 2- |
| | | | PERCENT CHANGE | .1- | 9.2- | 9.4- | 18.2- | 9.7- | * | * | 20.0+ | 44.4- | 66.7- | * |
| SHERIFF | 82 | | | 6 | 3 | 50.00 | 0 | 0 | 0 | 0 | 5 | 1 | 0 | |
| | 81 | | | 14 | 7 | 50.00 | 0 | 0 | 1 | 0 | 9 | 3 | 1 | |
| | | | NUMERICAL CHANGE | 8- | 4- | .00 | 0 | 0 | 1- | 0 | 4- | 2- | 1- | |
| | | | PERCENT CHANGE | | | 57.1- | 57.1- | .0 | * | * | 44.4- | 66.7- | * | |
| STATE POLICE | 82 | | | 71 | 15 | 21.12 | 0 | 1 | 0 | 1 | 49 | 19 | 1 | |
| | 81 | | | 71 | 15 | 21.12 | 0 | 0 | 0 | 0 | 36 | 33 | 2 | |
| | | | NUMERICAL CHANGE | 0 | 0 | .00 | 0 | 1+ | 0 | 1+ | 13+ | 14- | 1- | |
| | | | PERCENT CHANGE | | | .0 | .0 | * | * | * | 36.1+ | 42.4- | 50.0- | |
| MUNICIPAL | 82 | 2,641 | 3.78 | 10 | 2 | 20.00 | 0 | 0 | 0 | 0 | 7 | 3 | 0 | |
| | 81 | 2,646 | 3.40 | 9 | 2 | 22.22 | 0 | 0 | 0 | 2 | 5 | 2 | 0 | |
| | | | NUMERICAL CHANGE | 5- | .38+ | 1+ | 0 | 0 | 0 | 2- | 2+ | 1+ | 0 | |
| | | | PERCENT CHANGE | .2- | 11.2+ | 11.1+ | .0 | 10.0- | * | * | 40.0+ | 50.0+ | * | |
| PETERSBURG PD | 82 | 2,089 | 4.78 | 10 | 2 | 20.00 | 0 | 0 | 0 | 0 | 7 | 3 | 0 | |
| | 81 | 2,093 | 3.82 | 8 | 1 | 12.50 | 0 | 0 | 0 | 1 | 5 | 2 | 0 | |
| | | | NUMERICAL CHANGE | 4- | .96+ | 2+ | 1+ | 7.50+ | 0 | 0 | 2+ | 1+ | 0 | |
| | | | PERCENT CHANGE | .2- | 25.1+ | 25.0+ | 100.0+ | 60.0+ | * | * | 40.0+ | 50.0+ | * | |
| BAYARD PD | 82 | 552 | .00 | 0 | 0 | .00 | 0 | 0 | 0 | 0 | 0 | 0 | 0 | |
| | 81 | 553 | 1.80 | 1 | 1 | 100.00 | 0 | 0 | 0 | 1 | 0 | 0 | 0 | |
| | | | NUMERICAL CHANGE | 1- | 1.80- | 1- | 1- | 100.00- | 0 | 0 | 0 | 0 | 0 | |
| | | | PERCENT CHANGE | .2- | .0 | * | * | * | * | * | * | * | * | |
| ***** | | | | | | | | | | | | | | |
| GREENBRIER CTY TOTAL | 82 | 36,540 | 5.34 | 197 | 60 | 30.45 | 0 | 0 | 0 | 6 | 104 | 74 | 13 | |
| | 81 | 36,596 | 7.44 | 273 | 70 | 25.64 | 4 | 3 | 1 | 9 | 137 | 95 | 24 | |
| | | | NUMERICAL CHANGE | 56- | 2.10- | 76- | 10- | 4.81+ | 4- | 3- | 3- | 33- | 21- | 11- |
| | | | PERCENT CHANGE | .2- | 27.8- | 27.8- | 14.3- | 18.8+ | * | * | 33.3- | 24.1- | 22.1- | 45.8- |
| ***** | | | | | | | | | | | | | | |
| RURAL | 82 | 24,090 | 5.74 | 138 | 42 | 30.43 | 0 | 0 | 0 | 5 | 69 | 58 | 6 | |
| | 81 | 24,139 | 8.67 | 210 | 59 | 28.09 | 4 | 3 | 1 | 6 | 99 | 76 | 21 | |
| | | | NUMERICAL CHANGE | 49- | 2.97- | 72- | 17- | 2.34+ | 4- | 3- | 1- | 30- | 18- | 15- |
| | | | PERCENT CHANGE | .2- | 34.2- | 34.3- | 28.8- | 8.3+ | * | * | 16.7- | 30.3- | 23.7- | 71.4- |
| SHERIFF | 82 | | | 35 | 0 | .00 | 0 | 0 | 0 | 0 | 35 | 0 | 0 | |
| | 81 | | | 61 | 16 | 26.22 | 1 | 3 | 0 | 5 | 45 | 2 | 5 | |
| | | | NUMERICAL CHANGE | 26- | 16- | 26.22- | 1- | 3- | 0 | 5- | 10- | 2- | 5- | |
| | | | PERCENT CHANGE | | 42.6- | * | * | * | * | * | 22.2- | * | * | |

JAN THRU DEC 82-81

PAGE 11
WEST VIRGINIA U C R CRIME INDEX REPORT

| IDENTIFIER | POPULATION | CRIME RATE | TOTAL OFFEN | TOTAL CLEARED | PERCENT CLEARED | MURDER | RAPE | ROBBERY | FEL ASSLT | BREAK ENTER | LARCENY THEFT | M/V THEFT |
|-----------------------------|------------|------------|-------------|---------------|-----------------|--------|------|---------|-----------|-------------|---------------|-----------|
| STATE POLICE 82 | | | 103 | 42 | 40.77 | 0 | 0 | 0 | 5 | 34 | 58 | 6 |
| 81 | | | 149 | 43 | 28.85 | 3 | 0 | 1 | 1 | 54 | 74 | 16 |
| NUMERICAL CHANGE | | | 46- | 1- | 11.92+ | 3- | 0 | 1- | 4+ | 20- | 16- | 10- |
| PERCENT CHANGE | | | 30.9- | 2.3- | 41.3+ | * | * | * | 400.0+ | 37.0- | 21.6- | 62.5- |
| MUNICIPAL 82 | 12,450 | 4.73 | 59 | 18 | 30.50 | 0 | 0 | 0 | 1 | 35 | 16 | 7 |
| 81 | 12,457 | 5.05 | 63 | 11 | 17.46 | 0 | 0 | 0 | 3 | 38 | 19 | 3 |
| NUMERICAL CHANGE | 7- | .32- | 4- | 7+ | 13.04+ | 0 | 0 | 0 | 2- | 3- | 3- | 4+ |
| PERCENT CHANGE | .1- | 6.3- | 6.3- | 63.6+ | 74.7+ | | | | 66.7- | 7.9- | 15.8- | 133.3+ |
| LEWISBURG PD 82 | 3,090 | 3.55 | 11 | 6 | 54.54 | 0 | 0 | 0 | 1 | 4 | 4 | 2 |
| 81 | 3,095 | 5.16 | 16 | 7 | 43.75 | 0 | 0 | 0 | 3 | 3 | 8 | 2 |
| NUMERICAL CHANGE | 5- | 1.61- | 5- | 1- | 10.79+ | 0 | 0 | 0 | 2- | 1+ | 4- | 0 |
| PERCENT CHANGE | .2- | 31.2- | 31.3- | 14.3- | 24.7+ | | | | 66.7- | 33.3+ | 50.0- | .0 |
| RAINELLE PD 82 | 2,004 | 10.47 | 21 | 4 | 19.04 | 0 | 0 | 0 | 0 | 14 | 7 | 0 |
| 81 | 2,007 | 11.95 | 24 | 2 | 8.33 | 0 | 0 | 0 | 0 | 15 | 9 | 0 |
| NUMERICAL CHANGE | 3- | 1.48- | 3- | 2+ | 10.71+ | 0 | 0 | 0 | 0 | 1- | 2- | 0 |
| PERCENT CHANGE | .1- | 12.4- | 12.5- | 100.0+ | 128.6+ | | | | | 6.7- | 22.2- | |
| RONCEVERTE PD 82 | 2,203 | 6.80 | 15 | 4 | 26.66 | 0 | 0 | 0 | 0 | 13 | 0 | 2 |
| 81 | 2,207 | .45 | 1 | 0 | .00 | 0 | 0 | 0 | 0 | 1 | 0 | 0 |
| NUMERICAL CHANGE | 4- | 6.35+ | 14+ | 4+ | 26.66+ | 0 | 0 | 0 | 0 | 12+ | 0 | 2+ |
| PERCENT CHANGE | .2- | 1411.1+ | 1400.0+ | * | * | | | | | 1200.0+ | | * |
| WHITE SULPHUR SPRINGS PD 82 | 3,385 | 3.54 | 12 | 4 | 33.33 | 0 | 0 | 0 | 0 | 4 | 5 | 3 |
| 81 | 3,390 | 4.12 | 14 | 2 | 14.28 | 0 | 0 | 0 | 0 | 11 | 2 | 1 |
| NUMERICAL CHANGE | 5- | .58- | 2- | 2+ | 19.05+ | 0 | 0 | 0 | 0 | 7- | 3+ | 2+ |
| PERCENT CHANGE | .1- | 14.1- | 14.3- | 100.0+ | 133.4+ | | | | | 63.6- | 150.0+ | 200.0+ |
| QUINWOOD PD 82 | 468 | .00 | 0 | 0 | .00 | 0 | 0 | 0 | 0 | 0 | 0 | 0 |
| 81 | 469 | .00 | 0 | 0 | .00 | 0 | 0 | 0 | 0 | 0 | 0 | 0 |
| NUMERICAL CHANGE | 1- | .00 | 0 | 0 | .00 | 0 | 0 | 0 | 0 | 0 | 0 | 0 |
| PERCENT CHANGE | .2- | | | | | | | | | | | |
| RUPERT PD 82 | 1,300 | | 0 | 0 | .00 | 0 | 0 | 0 | 0 | 0 | 0 | 0 |
| 81 | 1,289 | 6.20 | 8 | 0 | .00 | 0 | 0 | 0 | 0 | 8 | 0 | 0 |
| NUMERICAL CHANGE | 11+ | 6.20- | 8- | 0 | .00 | 0 | 0 | 0 | 0 | 8- | 0 | 0 |
| PERCENT CHANGE | .9+ | .0 | * | | | | | | | * | | |
| ***** | | | | | | | | | | | | |
| HAMPSHIRE CTY TOTAL 82 | 14,997 | 19.53 | 293 | 83 | 28.32 | 2 | 2 | 0 | 14 | 191 | 75 | 9 |
| 81 | 15,020 | 17.30 | 260 | 82 | 31.53 | 0 | 0 | 1 | 9 | 150 | 94 | 6 |
| NUMERICAL CHANGE | 23- | 2.23+ | 33+ | 1+ | 3.21- | 2+ | 2+ | 1- | 5+ | 41+ | 19- | 3+ |
| PERCENT CHANGE | .2- | 12.9+ | 12.7+ | 1.2+ | 10.2- | * | * | * | 55.6+ | 27.3+ | 20.2- | 50.0+ |
| ***** | | | | | | | | | | | | |
| RURAL 82 | 12,887 | 21.10 | 272 | 79 | 29.04 | 2 | 2 | 0 | 13 | 181 | 66 | 8 |
| 81 | 12,907 | 18.43 | 238 | 74 | 31.09 | 0 | 0 | 1 | 9 | 135 | 89 | 4 |
| NUMERICAL CHANGE | 20- | 2.67+ | 34+ | 5+ | 2.05- | 2+ | 2+ | 1- | 4+ | 46+ | 23- | 4+ |
| PERCENT CHANGE | .2- | 14.5+ | 14.3+ | 6.8+ | 6.6- | * | * | * | 44.4+ | 34.1+ | 25.8- | 100.0+ |

72

JAN THRU DEC 82-81

PAGE 12
WEST VIRGINIA U C R CRIME INDEX REPORT

| IDENTIFIER | POPULATION | CRIME RATE | TOTAL OFFEN | TOTAL CLEARED | PERCENT CLEARED | MURDER | RAPE | ROBBERY | FEL ASSLT | BREAK ENTER | LARCENY THEFT | M/V THEFT |
|-------------------------|------------|------------|-------------|---------------|-----------------|--------|-------|---------|-----------|-------------|---------------|-----------|
| SHERIFF 82 | | | 114 | 27 | 23.68 | 0 | 2 | 0 | 3 | 73 | 34 | 2 |
| 81 | | | 68 | 9 | 13.23 | 0 | 0 | 0 | 1 | 33 | 34 | 0 |
| NUMERICAL CHANGE | | | 46+ | 18+ | 10.45+ | 0 | 2+ | 0 | 2+ | 40+ | 0 | 2+ |
| PERCENT CHANGE | | | 67.6+ | 200.0+ | 79.0+ | | * | | 200.0+ | 121.2+ | .0 | * |
| STATE POLICE 82 | | | 158 | 52 | 32.91 | 2 | 0 | 0 | 10 | 108 | 32 | 6 |
| 81 | | | 170 | 65 | 38.23 | 0 | 0 | 1 | 8 | 102 | 55 | 4 |
| NUMERICAL CHANGE | | | 12- | 13- | 5.32- | 2+ | 0 | 1- | 2+ | 6+ | 23- | 2+ |
| PERCENT CHANGE | | | 7.1- | 20.0- | 13.9- | * | | * | 25.0+ | 5.9+ | 41.8- | 50.0+ |
| MUNICIPAL 82 | 2,110 | 9.95 | 21 | 4 | 19.04 | 0 | 0 | 0 | 1 | 10 | 9 | 1 |
| 81 | 2,113 | 10.41 | 22 | 8 | 36.36 | 0 | 0 | 0 | 0 | 15 | 5 | 2 |
| NUMERICAL CHANGE | 3- | .46- | 1- | 4- | 17.32- | 0 | 0 | 0 | 1+ | 5- | 4+ | 1- |
| PERCENT CHANGE | .1- | 4.4- | 4.5- | 50.0- | 47.6- | | | | * | 33.3- | 80.0+ | 50.0- |
| ROMNEY PD 82 | 2,110 | 9.95 | 21 | 4 | 19.04 | 0 | 0 | 0 | 1 | 10 | 9 | 1 |
| 81 | 2,113 | 10.41 | 22 | 8 | 36.36 | 0 | 0 | 0 | 0 | 15 | 5 | 2 |
| NUMERICAL CHANGE | 3- | .46- | 1- | 4- | 17.32- | 0 | 0 | 0 | 1+ | 5- | 4+ | 1- |
| PERCENT CHANGE | .1- | 4.4- | 4.5- | 50.0- | 47.6- | | | | * | 33.3- | 80.0+ | 50.0- |
| ***** | | | | | | | | | | | | |
| 73 HANCOCK CTY TOTAL 82 | 45,370 | 15.45 | 701 | 71 | 10.12 | 0 | 2 | 15 | 33 | 252 | 315 | 84 |
| 81 | 45,440 | 19.31 | 878 | 116 | 13.21 | 3 | 4 | 21 | 27 | 341 | 370 | 112 |
| NUMERICAL CHANGE | 70- | 3.86- | 177- | 45- | 3.09- | 3- | 2- | 6- | 6+ | 89- | 55- | 28- |
| PERCENT CHANGE | .2- | 20.0- | 20.2- | 38.8- | 23.4- | * | 50.0- | 28.6- | 22.2+ | 26.1- | 14.9- | 25.0- |
| ***** | | | | | | | | | | | | |
| RURAL 82 | 14,973 | 15.76 | 236 | 9 | 3.81 | 0 | 1 | 4 | 8 | 93 | 101 | 29 |
| 81 | 14,995 | 18.67 | 280 | 24 | 8.57 | 1 | 3 | 6 | 9 | 107 | 114 | 40 |
| NUMERICAL CHANGE | 22- | 2.91- | 44- | 15- | 4.76- | 1- | 2- | 2- | 1- | 14- | 13- | 11- |
| PERCENT CHANGE | .1- | 15.6- | 15.7- | 62.5- | 55.5- | * | 66.7- | 33.3- | 11.1- | 13.1- | 11.4- | 27.5- |
| SHERIFF 82 | | | 226 | 7 | 3.09 | 0 | 1 | 4 | 8 | 88 | 98 | 27 |
| 81 | | | 276 | 23 | 8.33 | 1 | 3 | 6 | 9 | 107 | 113 | 37 |
| NUMERICAL CHANGE | | | 50- | 16- | 5.24- | 1- | 2- | 2- | 1- | 19- | 15- | 10- |
| PERCENT CHANGE | | | 18.1- | 69.6- | 62.9- | * | 66.7- | 33.3- | 11.1- | 17.8- | 13.3- | 27.0- |
| STATE POLICE 82 | | | 10 | 2 | 20.00 | 0 | 0 | 0 | 0 | 5 | 3 | 2 |
| 81 | | | 4 | 1 | 25.00 | 0 | 0 | 0 | 0 | 0 | 1 | 3 |
| NUMERICAL CHANGE | | | 6+ | 1+ | 5.00- | 0 | 0 | 0 | 0 | 5+ | 2+ | 1- |
| PERCENT CHANGE | | | 150.0+ | 100.0+ | 20.0- | | | | * | 200.0+ | 33.3- | |
| MUNICIPAL 82 | 30,397 | 15.29 | 465 | 62 | 13.33 | 0 | 1 | 11 | 25 | 159 | 214 | 55 |
| 81 | 30,445 | 19.63 | 598 | 92 | 15.38 | 2 | 1 | 15 | 18 | 234 | 256 | 72 |
| NUMERICAL CHANGE | 48- | 4.34- | 133- | 30- | 2.05- | 2- | 0 | 4- | 7+ | 75- | 42- | 17- |
| PERCENT CHANGE | .2- | 22.1- | 22.2- | 32.6- | 13.3- | * | .0 | 26.7- | 38.9+ | 32.1- | 16.4- | 23.6- |
| CHESTER PD 82 | 3,328 | 12.01 | 40 | 5 | 12.50 | 0 | 0 | 0 | 2 | 11 | 22 | 5 |
| 81 | 3,334 | 15.89 | 53 | 32 | 60.37 | 1 | 0 | 1 | 7 | 20 | 18 | 6 |
| NUMERICAL CHANGE | 6- | 3.88- | 13- | 27- | 47.87- | 1- | 0 | 1- | 5- | 9- | 4+ | 1- |
| PERCENT CHANGE | .2- | 24.4- | 24.5- | 84.4- | 79.3- | * | | * | 71.4- | 45.0- | 22.2+ | 16.7- |

JAN THRU DEC 82-81

PAGE 13
WEST VIRGINIA U C R CRIME INDEX REPORT

| IDENTIFIER | | POPULATION | CRIME RATE | TOTAL OFFEN | TOTAL CLEARED | PERCENT CLEARED | MURDER | RAPE | ROBBERY | FEL ASSLT | BREAK ENTER | LARCENY THEFT | M/V THEFT |
|-------------------|------------------|------------|------------|-------------|---------------|-----------------|--------|--------|---------|-----------|-------------|---------------|-----------|
| WEIRTON PD | 82 | 25,296 | 16.64 | 421 | 56 | 13.30 | 0 | 1 | 11 | 23 | 145 | 191 | 50 |
| | 81 | 25,336 | 21.22 | 538 | 59 | 10.96 | 1 | 1 | 14 | 10 | 211 | 235 | 66 |
| | NUMERICAL CHANGE | 40- | 4.58- | 117- | 3- | 2.34+ | 1- | 0 | 3- | 13+ | 66- | 44- | 16- |
| | PERCENT CHANGE | .2- | 21.6- | 21.7- | 5.1- | 21.4+ | * | .0 | 21.4- | 130.0+ | 31.3- | 18.7- | 24.2- |
| NEW CUMBERLAND PD | 82 | 1,773 | 2.25 | 4 | 1 | 25.00 | 0 | 0 | 0 | 0 | 3 | 1 | 0 |
| | 81 | 1,775 | 3.94 | 7 | 1 | 14.28 | 0 | 0 | 0 | 1 | 3 | 3 | 0 |
| | NUMERICAL CHANGE | 2- | 1.69- | 3- | 0 | 10.72+ | 0 | 0 | 0 | 1- | 0 | 2- | 0 |
| | PERCENT CHANGE | .1- | 42.9- | 42.9- | .0 | 75.1+ | | | | * | .0 | 66.7- | |
| ***** | | | | | | | | | | | | | |
| HARDY CTY | TOTAL | 82 | 10,141 | 9.36 | 95 | 41 | 43.15 | 2 | 4 | 0 | 10 | 40 | 3 |
| | 81 | 10,156 | 9.64 | 98 | 57 | 58.16 | 1 | 1 | 0 | 4 | 49 | 40 | 3 |
| | NUMERICAL CHANGE | 15- | .28- | 3- | 16- | 15.01- | 1+ | 3+ | 0 | 6+ | 9- | 4- | 0 |
| | PERCENT CHANGE | .1- | 2.9- | 3.1- | 28.1- | 25.8- | 100.0+ | 300.0+ | | 150.0+ | 18.4- | 10.0- | .0 |
| ***** | | | | | | | | | | | | | |
| RURAL | 82 | 7,597 | 10.79 | 82 | 36 | 43.90 | 1 | 4 | 0 | 8 | 38 | 29 | 2 |
| | 81 | 7,607 | 10.77 | 82 | 45 | 54.87 | 1 | 1 | 0 | 4 | 41 | 33 | 2 |
| | NUMERICAL CHANGE | 10- | .02+ | 0 | 9- | 10.97- | 0 | 3+ | 0 | 4+ | 3- | 4- | 0 |
| | PERCENT CHANGE | .1- | .2+ | .0 | 20.0- | 20.0- | .0 | 300.0+ | | 100.0+ | 7.3- | 12.1- | .0 |
| SHERIFF | 82 | | | 23 | 11 | 47.82 | 0 | 1 | 0 | 6 | 2 | 14 | 0 |
| | 81 | | | 19 | 12 | 63.15 | 0 | 0 | 0 | 2 | 4 | 13 | 0 |
| | NUMERICAL CHANGE | | | 4+ | 1- | 15.33- | 0 | 1+ | 0 | 4+ | 2- | 1+ | 0 |
| | PERCENT CHANGE | | | 21.1+ | 8.3- | 24.3- | | * | | 200.0+ | 50.0- | 7.7+ | |
| STATE POLICE | 82 | | | 59 | 25 | 42.37 | 1 | 3 | 0 | 2 | 36 | 15 | 2 |
| | 81 | | | 63 | 33 | 52.38 | 1 | 1 | 0 | 2 | 37 | 20 | 2 |
| | NUMERICAL CHANGE | | | 4- | 8- | 10.01- | 0 | 2+ | 0 | 0 | 1- | 5- | 0 |
| | PERCENT CHANGE | | | 6.3- | 24.2- | 19.1- | .0 | 200.0+ | | .0 | 2.7- | 25.0- | .0 |
| MUNICIPAL | 82 | 2,544 | 5.11 | 13 | 5 | 38.46 | 1 | 0 | 0 | 2 | 2 | 7 | 1 |
| | 81 | 2,549 | 6.27 | 16 | 12 | 75.00 | 0 | 0 | 0 | 0 | 8 | 7 | 1 |
| | NUMERICAL CHANGE | 5- | 1.16- | 3- | 7- | 36.54- | 1+ | 0 | 0 | 2+ | 6- | 0 | 0 |
| | PERCENT CHANGE | .2- | 17.1- | 18.8- | 58.3- | 48.7- | * | | | * | 75.0- | .0 | .0 |
| MOOREFIELD PD | 82 | 2,289 | .43 | 1 | 1 | 100.00 | 0 | 0 | 0 | 0 | 0 | 0 | 1 |
| | 81 | 2,293 | 1.18 | 5 | 4 | 80.00 | 0 | 0 | 0 | 0 | 5 | 0 | 0 |
| | NUMERICAL CHANGE | 4- | .75- | 4- | 3- | 20.00+ | 0 | 0 | 0 | 0 | 5- | 0 | 1+ |
| | PERCENT CHANGE | .2- | 87.3- | 80.0- | 75.0- | 25.0+ | | | | * | | | * |
| WARDENSVILLE PD | 82 | 255 | 47.05 | 12 | 4 | 33.33 | 1 | 0 | 0 | 2 | 2 | 7 | 0 |
| | 81 | 256 | 42.96 | 11 | 8 | 72.72 | 0 | 0 | 0 | 0 | 3 | 7 | 1 |
| | NUMERICAL CHANGE | 1- | 4.09+ | 1+ | 4- | 39.39- | 1+ | 0 | 0 | 2+ | 1- | 0 | 1- |
| | PERCENT CHANGE | .4- | 9.5+ | 9.1+ | 50.0- | 54.2- | * | | | * | 33.3- | .0 | * |
| ***** | | | | | | | | | | | | | |
| HARRISON CTY | TOTAL | 82 | 78,179 | 15.61 | 1221 | 296 | 24.24 | 0 | 3 | 19 | 26 | 297 | 98 |
| | 81 | 78,299 | 20.48 | 1604 | 337 | 21.00 | 3 | 4 | 11 | 32 | 348 | 1091 | 115 |
| | NUMERICAL CHANGE | 120- | 4.87- | 383- | 41- | 3.24+ | 3- | 1- | 8+ | 6- | 51- | 313- | 17- |
| | PERCENT CHANGE | .2- | 23.8- | 23.9- | 12.2- | 15.4+ | * | 25.0- | 72.7+ | 18.8- | 14.7- | 28.7- | 14.8- |
| ***** | | | | | | | | | | | | | |

JAN THRU DEC 82-81

PAGE 14
WEST VIRGINIA U C R CRIME INDEX REPORT

| IDENTIFIER | | POPULATION | CRIME RATE | TOTAL OFFEN | TOTAL CLEARED | PERCENT CLEARED | MURDER | RAPE | ROBBERY | FEL ASSLT | BREAK ENTER | LARCENY THEFT | M/V THEFT |
|----------------|------------------|------------|------------|-------------|---------------|-----------------|--------|--------|---------|-----------|-------------|---------------|-----------|
| RURAL | 82 | 36,261 | 6.56 | 238 | 37 | 15.54 | 0 | 1 | 5 | 1 | 115 | 87 | 29 |
| | 81 | 36,317 | 10.98 | 399 | 57 | 14.28 | 3 | 3 | 3 | 4 | 161 | 182 | 43 |
| | NUMERICAL CHANGE | 56- | 4.42- | 161- | 20- | 1.26+ | 3- | 2- | 2+ | 3- | 46- | 95- | 14- |
| | PERCENT CHANGE | .2- | 40.3- | 40.4- | 35.1- | 8.8+ | * | 66.7- | 66.7+ | 75.0- | 28.6- | 52.2- | 32.6- |
| SHERIFF | 82 | | | 76 | 0 | .00 | 0 | 0 | 0 | 0 | 41 | 31 | 4 |
| | 81 | | | 183 | 4 | 2.18 | 0 | 0 | 1 | 0 | 76 | 97 | 9 |
| | NUMERICAL CHANGE | | | 107- | 4- | 2.18- | 0 | 0 | 1- | 0 | 35- | 66- | 5- |
| | PERCENT CHANGE | | | 58.5- | * | * | | | * | | 46.1- | 68.0- | 55.6- |
| STATE POLICE | 82 | | | 162 | 37 | 22.83 | 0 | 1 | 5 | 1 | 74 | 56 | 25 |
| | 81 | | | 216 | 53 | 24.53 | 3 | 3 | 2 | 4 | 85 | 85 | 34 |
| | NUMERICAL CHANGE | | | 54- | 16- | 1.70- | 3- | 2- | 3+ | 3- | 11- | 29- | 9- |
| | PERCENT CHANGE | | | 25.0- | 30.2- | 6.9- | * | 66.7- | 150.0+ | 75.0- | 12.9- | 34.1- | 26.5- |
| MUNICIPAL | 82 | 41,918 | 23.44 | 983 | 259 | 26.34 | 0 | 2 | 14 | 25 | 182 | 691 | 69 |
| | 81 | 41,982 | 28.69 | 1205 | 280 | 23.23 | 0 | 1 | 8 | 28 | 187 | 909 | 72 |
| | NUMERICAL CHANGE | 64- | 5.25- | 222- | 21- | 3.11+ | 0 | 1+ | 6+ | 3- | 5- | 218- | 3- |
| | PERCENT CHANGE | .2- | 18.3- | 18.4- | 7.5- | 13.4+ | | 100.0+ | 75.0+ | 10.7- | 2.7- | 24.0- | 4.2- |
| BRIDGEPORT PD | 82 | 6,714 | 35.14 | 236 | 130 | 55.08 | 0 | 0 | 2 | 1 | 22 | 199 | 12 |
| | 81 | 6,725 | 38.21 | 257 | 128 | 49.80 | 0 | 0 | 0 | 0 | 19 | 231 | 7 |
| | NUMERICAL CHANGE | 11- | 3.07- | 21- | 2+ | 5.28+ | 0 | 0 | 2+ | 1+ | 3+ | 32- | 5+ |
| | PERCENT CHANGE | .2- | 8.0- | 8.2- | 1.6+ | 10.6+ | | | * | * | 15.8+ | 13.9- | 71.4+ |
| CLARKSBURG PD | 82 | 22,319 | 25.89 | 578 | 89 | 15.39 | 0 | 2 | 10 | 17 | 117 | 390 | 42 |
| | 81 | 22,354 | 32.29 | 722 | 119 | 16.48 | 0 | 1 | 5 | 23 | 123 | 516 | 54 |
| | NUMERICAL CHANGE | 35- | 6.40- | 144- | 30- | 1.09- | 0 | 1+ | 5+ | 6- | 6- | 126- | 12- |
| | PERCENT CHANGE | .2- | 19.8- | 19.9- | 25.2- | 6.6- | | 100.0+ | 100.0+ | 26.1- | 4.9- | 24.4- | 22.2- |
| SALEM PD | 82 | 2,725 | 19.81 | 54 | 8 | 14.81 | 0 | 0 | 0 | 3 | 12 | 33 | 6 |
| | 81 | 2,729 | 37.00 | 101 | 6 | 5.94 | 0 | 0 | 1 | 4 | 26 | 64 | 6 |
| | NUMERICAL CHANGE | 4- | 17.19- | 47- | 2+ | 8.87+ | 0 | 0 | 1- | 1- | 14- | 31- | 0 |
| | PERCENT CHANGE | .1- | 46.5- | 46.5- | 33.3+ | 149.3+ | | | * | 25.0- | 53.8- | 48.4- | .0 |
| SHINNSTON PD | 82 | 3,083 | 4.21 | 13 | 12 | 92.30 | 0 | 0 | 2 | 2 | 4 | 3 | 2 |
| | 81 | 3,088 | .97 | 3 | 0 | .00 | 0 | 0 | 0 | 0 | 0 | 3 | 0 |
| | NUMERICAL CHANGE | 5- | 3.24+ | 10+ | 12+ | 92.30+ | 0 | 0 | 2+ | 2+ | 4+ | 0 | 2+ |
| | PERCENT CHANGE | .2- | 334.0+ | 333.3+ | * | * | | | * | * | . | .0 | * |
| STONEWOOD PD | 82 | 2,070 | 15.45 | 32 | 1 | 3.12 | 0 | 0 | 0 | 0 | 12 | 18 | 2 |
| | 81 | 2,073 | 16.88 | 35 | 0 | .00 | 0 | 0 | 0 | 0 | 2 | 31 | 2 |
| | NUMERICAL CHANGE | 3- | 1.43- | 3- | 1+ | 3.12+ | 0 | 0 | 0 | 0 | 10+ | 13- | 0 |
| | PERCENT CHANGE | .1- | 8.5- | 20.6- | * | * | | | | | 500.0+ | 41.9- | .0 |
| ANMOORE PD | 82 | 852 | 2.34 | 2 | 0 | .00 | 0 | 0 | 0 | 0 | 2 | 0 | 0 |
| | 81 | 852 | .00 | 0 | 0 | .00 | 0 | 0 | 0 | 0 | 0 | 0 | 0 |
| | NUMERICAL CHANGE | 0 | 2.34+ | 2+ | 0 | .00 | 0 | 0 | 0 | 0 | 2+ | 0 | 0 |
| | PERCENT CHANGE | .0 | .0 | * | | | | | | | * | | |
| NUTTER FORT PD | 82 | 2,098 | 27.16 | 57 | 15 | 26.31 | 0 | 0 | 0 | 0 | 6 | 46 | 5 |
| | 81 | 2,101 | 28.55 | 60 | 23 | 38.33 | 0 | 0 | 2 | 1 | 9 | 46 | 2 |
| | NUMERICAL CHANGE | 3- | 1.39- | 3- | 8- | 12.02- | 0 | 0 | 2- | 1- | 3- | 0 | 3+ |
| | PERCENT CHANGE | .1- | 4.9- | 5.0- | 34.8- | 31.4- | | | * | * | 33.3- | .0 | 150.0+ |

JAN THRU DEC 82-81

PAGE 15
WEST VIRGINIA U C R CRIME INDEX REPORT

| IDENTIFIER | | POPULATION | CRIME RATE | TOTAL OFFEN | TOTAL CLEARED | PERCENT CLEARED | MURDER | RAPE | ROBBERY | FEL ASSLT | BREAK ENTER | LARCENY THEFT | M/V THEFT |
|-------------------|------------------|------------|------------|-------------|---------------|-----------------|--------|------|---------|-----------|-------------|---------------|-----------|
| LUMBERPORT PD | 82 | 938 | 6.39 | 6 | 4 | 66.66 | 0 | 0 | 0 | 1 | 4 | 1 | 0 |
| | 81 | 940 | 25.53 | 24 | 3 | 12.50 | 0 | 0 | 0 | 0 | 6 | 17 | 1 |
| | NUMERICAL CHANGE | 2- | 19.14- | 18- | 1+ | 54.16+ | 0 | 0 | 0 | 1+ | 2- | 16- | 1- |
| | PERCENT CHANGE | .2- | 75.0- | 75.0- | 33.3+ | 433.3+ | | | | * | 33.3- | 94.1- | * |
| LOST CREEK PD | 82 | 601 | 8.31 | 5 | 0 | .00 | 0 | 0 | 0 | 1 | 3 | 1 | 0 |
| | 81 | 602 | 3.32 | 2 | 1 | 50.00 | 0 | 0 | 0 | 0 | 1 | 1 | 0 |
| | NUMERICAL CHANGE | 1- | 4.99+ | 3+ | 1- | 50.00- | 0 | 0 | 0 | 1+ | 2+ | 0 | 0 |
| | PERCENT CHANGE | .2- | 150.3+ | 150.0+ | * | * | | | | * | 200.0+ | .0 | |
| WEST MILFORD PD | 82 | 518 | .00 | 0 | 0 | .00 | 0 | 0 | 0 | 0 | 0 | 0 | 0 |
| | 81 | 518 | 1.93 | 1 | 0 | .00 | 0 | 0 | 0 | 0 | 1 | 0 | 0 |
| | NUMERICAL CHANGE | 0 | 1.93- | 1- | 0 | .00 | 0 | 0 | 0 | 0 | 1- | 0 | 0 |
| | PERCENT CHANGE | .0 | .0 | * | | | | | | | * | | |
| ***** | | | | | | | | | | | | | |
| JACKSON CTY TOTAL | 82 | 25,825 | 10.84 | 280 | 68 | 24.28 | 0 | 3 | 10 | 5 | 87 | 152 | 23 |
| | 81 | 25,865 | 12.52 | 324 | 72 | 22.22 | 1 | 0 | 7 | 8 | 107 | 182 | 19 |
| | NUMERICAL CHANGE | 40- | 1.68- | 44- | 4- | 2.06+ | 1- | 3+ | 3+ | 3- | 20- | 30- | 4+ |
| | PERCENT CHANGE | .2- | 13.4- | 13.6- | 5.6- | 9.3+ | * | * | 42.9+ | 37.5- | 18.7- | 16.5- | 21.1+ |
| ***** | | | | | | | | | | | | | |
| 76 RURAL | 82 | 18,207 | 5.21 | 95 | 21 | 22.10 | 0 | 2 | 7 | 4 | 28 | 41 | 13 |
| | 81 | 18,236 | 8.66 | 158 | 46 | 29.11 | 0 | 0 | 5 | 5 | 69 | 66 | 13 |
| | NUMERICAL CHANGE | 29- | 3.45- | 63- | 25- | 7.01- | 0 | 2+ | 2+ | 1- | 41- | 25- | 0 |
| | PERCENT CHANGE | .2- | 39.8- | 39.9- | 54.3- | 24.1- | | * | 40.0+ | 20.0- | 59.4- | 37.0- | .0 |
| SHERIFF | 82 | | | 68 | 12 | 17.64 | 0 | 1 | 3 | 4 | 20 | 31 | 9 |
| | 81 | | | 101 | 20 | 19.80 | 0 | 0 | 1 | 5 | 50 | 41 | 4 |
| | NUMERICAL CHANGE | | | 33- | 8- | 2.16- | 0 | 1+ | 2+ | 1- | 30- | 10- | 5+ |
| | PERCENT CHANGE | | | 32.7- | 40.0- | 10.9- | | * | 200.0+ | 20.0- | 60.0- | 24.4- | 125.0+ |
| STATE POLICE | 82 | | | 27 | 9 | 33.33 | 0 | 1 | 4 | 0 | 8 | 10 | 4 |
| | 81 | | | 57 | 26 | 45.61 | 0 | 0 | 4 | 0 | 19 | 25 | 9 |
| | NUMERICAL CHANGE | | | 30- | 17- | 12.28- | 0 | 1+ | 0 | 0 | 11- | 15- | 5- |
| | PERCENT CHANGE | | | 52.6- | 65.4- | 26.9- | | * | .0 | | 57.9- | 60.0- | 55.6- |
| MUNICIPAL | 82 | 7,618 | 24.28 | 185 | 47 | 25.40 | 0 | 1 | 3 | 1 | 59 | 111 | 10 |
| | 81 | 7,629 | 21.75 | 166 | 26 | 15.66 | 1 | 0 | 2 | 3 | 38 | 116 | 6 |
| | NUMERICAL CHANGE | 11- | 2.53+ | 19+ | 21+ | 9.74+ | 1- | 1+ | 1+ | 2- | 21+ | 5- | 4+ |
| | PERCENT CHANGE | .1- | 11.6+ | 11.4+ | 80.8+ | 62.2+ | * | * | 50.0+ | 66.7- | 55.3+ | 4.3- | 66.7+ |
| RAVENSWOOD PD | 82 | 4,163 | 17.53 | 73 | 28 | 38.35 | 0 | 1 | 2 | 1 | 15 | 51 | 3 |
| | 81 | 4,169 | 12.23 | 51 | 18 | 35.29 | 1 | 0 | 0 | 3 | 11 | 34 | 2 |
| | NUMERICAL CHANGE | 6- | 5.30+ | 22+ | 10+ | 3.06+ | 1- | 1+ | 2+ | 2- | 4+ | 17+ | 1+ |
| | PERCENT CHANGE | .1- | 43.3+ | 43.1+ | 55.6+ | 8.7+ | * | * | * | 66.7- | 36.4+ | 50.0+ | 50.0+ |
| RIPLEY PD | 82 | 3,455 | 32.41 | 112 | 19 | 16.96 | 0 | 0 | 1 | 0 | 44 | 60 | 7 |
| | 81 | 3,460 | 33.23 | 115 | 8 | 6.95 | 0 | 0 | 2 | 0 | 27 | 82 | 4 |
| | NUMERICAL CHANGE | 5- | .82- | 3- | 11+ | 10.01+ | 0 | 0 | 1- | 0 | 17+ | 22- | 3+ |
| | PERCENT CHANGE | .1- | 2.5- | 2.6- | 137.5+ | 144.0+ | | | 50.0- | | 63.0+ | 26.8- | 75.0+ |

JAN THRU DEC 82-81

PAGE 16
WEST VIRGINIA U C R CRIME INDEX REPORT

| IDENTIFIER | | POPULATION | CRIME RATE | TOTAL OFFEN | TOTAL CLEARED | PERCENT CLEARED | MURDER | RAPE | ROBBERY | FEL ASSLT | BREAK ENTER | LARCENY THEFT | M/V THEFT |
|------------------|------------------|------------|------------|-------------|---------------|-----------------|--------|-------|---------|-----------|-------------|---------------|-----------|
| ***** | | | | | | | | | | | | | |
| JEFFERSON CTY | TOTAL | 82 | 30,581 | 38.68 | 1183 | 227 | 19.18 | 1 | 1 | 7 | 50 | 354 | 686 |
| | 81 | 30,628 | 42.07 | 1289 | 311 | 24.12 | 0 | 3 | 13 | 60 | 410 | 730 | 84 |
| | NUMERICAL CHANGE | 47- | 3.39- | 106- | 84- | 4.94- | 1+ | 2- | 6- | 10- | 56- | 44- | 11+ |
| | PERCENT CHANGE | .2- | 8.1- | 8.2- | 27.0- | 20.5- | * | 66.7- | 46.2- | 16.7- | 13.7- | 6.0- | 15.1+ |
| ***** | | | | | | | | | | | | | |
| RURAL | 82 | 23,041 | 27.29 | 629 | 163 | 25.91 | 1 | 1 | 3 | 12 | 247 | 317 | 48 |
| | 81 | 23,076 | 31.19 | 720 | 178 | 24.72 | 0 | 3 | 3 | 15 | 305 | 344 | 50 |
| | NUMERICAL CHANGE | 35- | 3.90- | 91- | 15- | 1.19+ | 1+ | 2- | 0 | 3- | 58- | 27- | 2- |
| | PERCENT CHANGE | .2- | 12.5- | 12.6- | 8.4- | 4.8+ | * | 66.7- | .0 | 20.0- | 19.0- | 7.8- | 4.0- |
| SHERIFF | 82 | | | 102 | 7 | 6.86 | 0 | 0 | 0 | 0 | 61 | 34 | 7 |
| | 81 | | | 49 | 3 | 6.12 | 0 | 0 | 1 | 0 | 23 | 22 | 3 |
| | NUMERICAL CHANGE | | | 53+ | 4+ | .74+ | 0 | 0 | 1- | 0 | 38+ | 12+ | 4+ |
| | PERCENT CHANGE | | | 108.2+ | 133.3+ | 12.1+ | | | * | | 165.2+ | 54.5+ | 133.3+ |
| STATE POLICE | 82 | | | 527 | 156 | 29.60 | 1 | 1 | 3 | 12 | 186 | 283 | 41 |
| | 81 | | | 671 | 175 | 26.08 | 0 | 3 | 2 | 15 | 282 | 322 | 47 |
| | NUMERICAL CHANGE | | | 144- | 19- | 3.52+ | 1+ | 2- | 1+ | 3- | 96- | 39- | 6- |
| | PERCENT CHANGE | | | 21.5- | 10.9- | 13.5+ | * | 66.7- | 50.0+ | 20.0- | 34.0- | 12.1- | 12.8- |
| MUNICIPAL | 82 | 7,540 | 73.47 | 554 | 64 | 11.55 | 0 | 0 | 4 | 38 | 107 | 369 | 36 |
| | 81 | 7,552 | 75.34 | 569 | 133 | 23.37 | 0 | 0 | 10 | 45 | 105 | 386 | 23 |
| | NUMERICAL CHANGE | 12- | 1.87- | 15- | 69- | 11.82- | 0 | 0 | 6- | 7- | 2+ | 17- | 13+ |
| | PERCENT CHANGE | .2- | 2.5- | 2.6- | 51.9- | 50.6- | | | 60.0- | 15.6- | 1.9+ | 4.4- | 56.5+ |
| CHARLES TOWN PD | 82 | 2,888 | 109.76 | 317 | 42 | 13.24 | 0 | 0 | 2 | 24 | 62 | 223 | 6 |
| | 81 | 2,892 | 124.13 | 359 | 65 | 18.10 | 0 | 0 | 6 | 22 | 73 | 247 | 11 |
| | NUMERICAL CHANGE | 4- | 14.37- | 42- | 23- | 4.86- | 0 | 0 | 4- | 2+ | 11- | 24- | 5- |
| | PERCENT CHANGE | .1- | 11.6- | 11.7- | 35.4- | 26.9- | | | 66.7- | 9.1+ | 15.1- | 9.7- | 45.5- |
| SHEPHERDSTOWN PD | 82 | 1,791 | 29.59 | 53 | 7 | 13.20 | 0 | 0 | 1 | 1 | 17 | 21 | 13 |
| | 81 | 1,794 | 11.14 | 20 | 3 | 15.00 | 0 | 0 | 0 | 1 | 3 | 16 | 0 |
| | NUMERICAL CHANGE | 3- | 18.45+ | 33+ | 4+ | 1.80- | 0 | 0 | 1+ | 0 | 14+ | 5+ | 13+ |
| | PERCENT CHANGE | .2- | 165.6+ | 165.0+ | 133.3+ | 12.0- | | | * | .0 | 466.7+ | 31.3+ | * |
| RANSON PD | 82 | 2,498 | 68.85 | 172 | 9 | 5.23 | 0 | 0 | 1 | 13 | 21 | 120 | 17 |
| | 81 | 2,502 | 69.14 | 173 | 56 | 32.36 | 0 | 0 | 4 | 19 | 27 | 112 | 11 |
| | NUMERICAL CHANGE | 4- | .29- | 1- | 47- | 27.13- | 0 | 0 | 3- | 6- | 6- | 8+ | 6+ |
| | PERCENT CHANGE | .2- | .4- | .6- | 83.9- | 83.8- | | | 75.0- | 31.6- | 22.2- | 7.1+ | 54.5+ |
| HARPERS FERRY PD | 82 | 363 | 33.05 | 12 | 6 | 50.00 | 0 | 0 | 0 | 0 | 7 | 5 | 0 |
| | 81 | 364 | 46.70 | 17 | 9 | 52.94 | 0 | 0 | 0 | 3 | 2 | 11 | 1 |
| | NUMERICAL CHANGE | 1- | 13.65- | 5- | 3- | 2.94- | 0 | 0 | 0 | 3- | 5+ | 6- | 1- |
| | PERCENT CHANGE | .3- | 29.2- | 29.4- | 33.3- | 5.6- | | | * | 250.0+ | 54.5- | * | * |
| ***** | | | | | | | | | | | | | |
| KANAWHA CTY | TOTAL | 82 | 226,273 | 47.58 | 10790 | 2066 | 19.14 | 11 | 71 | 352 | 384 | 2478 | 6724 |
| | 81 | 226,309 | 53.49 | 12159 | 2296 | 18.88 | 16 | 62 | 335 | 447 | 2794 | 7648 | 770 |
| | NUMERICAL CHANGE | 36- | 5.91- | 1369- | 230- | .26+ | 5- | 9+ | 17+ | 63- | 316- | 924- | 87- |
| | PERCENT CHANGE | .0- | 11.0- | 11.3- | 10.0- | 1.4+ | 31.3- | 14.5+ | 5.1+ | 14.1- | 11.3- | 12.1- | 10.2- |
| ***** | | | | | | | | | | | | | |

77

JAN THRU DEC 82-81

PAGE 17
WEST VIRGINIA U C R CRIME INDEX REPORT

| IDENTIFIER | | POPULATION | CRIME RATE | TOTAL OFFEN | TOTAL CLEARED | PERCENT CLEARED | MURDER | RAPE | ROBBERY | FEL ASSLT | BREAK ENTER | LARCENY THEFT | M/V THEFT |
|---------------------|------------------|------------|------------|-------------|---------------|-----------------|--------|-------|---------|-----------|-------------|---------------|-----------|
| RURAL | 82 | 105,264 | 17.67 | 1863 | 504 | 27.05 | 3 | 15 | 23 | 69 | 601 | 878 | 274 |
| | 81 | 105,113 | 18.82 | 1980 | 570 | 28.78 | 6 | 16 | 36 | 93 | 617 | 948 | 264 |
| | NUMERICAL CHANGE | 151+ | 1.15- | 117- | 66- | 1.73- | 3- | 1- | 13- | 24- | 16- | 70- | 10+ |
| | PERCENT CHANGE | .1+ | 6.1- | 5.9- | 11.6- | 6.0- | 50.0- | 6.3- | 36.1- | 25.8- | 2.6- | 7.4- | 3.8+ |
| SHERIFF | 82 | | | 687 | 250 | 36.39 | 2 | 7 | 8 | 46 | 172 | 323 | 129 |
| | 81 | | | 583 | 215 | 36.87 | 3 | 4 | 10 | 52 | 155 | 246 | 113 |
| | NUMERICAL CHANGE | | | 104+ | 35+ | .48- | 1- | 3+ | 2- | 6- | 17+ | 77+ | 16+ |
| | PERCENT CHANGE | | | 17.8+ | 16.3+ | 1.3- | 33.3- | 75.0+ | 20.0- | 11.5- | 11.0+ | 31.3+ | 14.2+ |
| STATE POLICE | 82 | | | 1176 | 254 | 21.59 | 1 | 8 | 15 | 23 | 429 | 555 | 145 |
| | 81 | | | 1397 | 355 | 25.41 | 3 | 12 | 26 | 41 | 462 | 702 | 151 |
| | NUMERICAL CHANGE | | | 221- | 101- | 3.82- | 2- | 4- | 11- | 18- | 33- | 147- | 6- |
| | PERCENT CHANGE | | | 15.8- | 28.5- | 15.0- | 66.7- | 33.3- | 42.3- | 43.9- | 7.1- | 20.9- | 4.0- |
| MUNICIPAL | 82 | 121,009 | 73.73 | 8927 | 1562 | 17.49 | 8 | 56 | 329 | 315 | 1877 | 5846 | 496 |
| | 81 | 121,196 | 83.97 | 10179 | 1726 | 16.95 | 10 | 46 | 299 | 354 | 2177 | 6700 | 593 |
| | NUMERICAL CHANGE | 187- | 10.24- | 1252- | 164- | .54+ | 2- | 10+ | 30+ | 39- | 300- | 854- | 97- |
| | PERCENT CHANGE | .2- | 12.2- | 12.3- | 9.5- | 3.2+ | 20.0- | 21.7+ | 10.0+ | 11.0- | 13.8- | 12.7- | 16.4- |
| BELLE PD | 82 | 1,600 | .00 | 0 | 0 | .00 | 0 | 0 | 0 | 0 | 0 | 0 | 0 |
| | 81 | 1,603 | .00 | 0 | 0 | .00 | 0 | 0 | 0 | 0 | 0 | 0 | 0 |
| | NUMERICAL CHANGE | 3- | .00 | 0 | 0 | .00 | 0 | 0 | 0 | 0 | 0 | 0 | 0 |
| | PERCENT CHANGE | .2- | | | | | | | | | | | |
| CHARLESTON PD | 82 | 62,819 | 113.19 | 7115 | 1150 | 16.16 | 7 | 49 | 314 | 280 | 1531 | 4542 | 392 |
| | 81 | 62,916 | 130.61 | 8420 | 1324 | 16.10 | 10 | 39 | 282 | 321 | 1751 | 5349 | 468 |
| | NUMERICAL CHANGE | 97- | 17.42- | 1305- | 174- | .06+ | 3- | 10+ | 32+ | 41- | 220- | 807- | 76- |
| | PERCENT CHANGE | .2- | 13.3- | 11.4- | 13.1- | .4+ | 30.0- | 25.6+ | 11.3+ | 12.8- | 12.6- | 15.1- | 16.2- |
| DUNBAR PD | 82 | 9,277 | 57.55 | 534 | 206 | 38.57 | 0 | 2 | 2 | 14 | 61 | 434 | 21 |
| | 81 | 9,291 | 50.26 | 417 | 120 | 25.69 | 0 | 3 | 6 | 16 | 73 | 342 | 27 |
| | NUMERICAL CHANGE | 14- | 7.29+ | 117+ | 86+ | 12.88+ | 0 | 1- | 4- | 2- | 12- | 92+ | 6- |
| | PERCENT CHANGE | .2- | 14.5+ | 14.3+ | 71.7+ | 50.1+ | | 33.3- | 66.7- | 12.5- | 16.4- | 26.9+ | 22.2- |
| NITRO PD | 82 | 8,001 | 25.49 | 204 | 7 | 3.43 | 0 | 0 | 2 | 4 | 64 | 125 | 9 |
| | 81 | 8,014 | 24.58 | 197 | 5 | 2.53 | 0 | 2 | 2 | 0 | 80 | 109 | 4 |
| | NUMERICAL CHANGE | 13- | .91+ | 7+ | 2+ | .90+ | 0 | 2- | 0 | 4+ | 16- | 16+ | 5+ |
| | PERCENT CHANGE | .2- | 3.7+ | 3.6+ | 40.0+ | 35.6+ | | * | .0 | * | 20.0- | 14.7+ | 125.0+ |
| ST ALBANS PD | 82 | 12,345 | 42.20 | 521 | 79 | 15.16 | 1 | 3 | 6 | 0 | 95 | 378 | 38 |
| | 81 | 12,364 | 52.24 | 646 | 147 | 22.75 | 0 | 0 | 6 | 6 | 159 | 429 | 46 |
| | NUMERICAL CHANGE | 19- | 10.04- | 125- | 68- | 7.59- | 1+ | 3+ | 0 | 6- | 64- | 51- | 8- |
| | PERCENT CHANGE | .2- | 19.2- | 19.3- | 46.3- | 33.4- | * | * | .0 | * | 40.3- | 11.9- | 17.4- |
| SOUTH CHARLESTON PD | 82 | 15,751 | 26.85 | 423 | 81 | 19.14 | 0 | 2 | 4 | 4 | 89 | 292 | 32 |
| | 81 | 15,776 | 31.49 | 497 | 91 | 18.30 | 0 | 2 | 3 | 4 | 66 | 383 | 39 |
| | NUMERICAL CHANGE | 25- | 4.64- | 74- | 10- | .84+ | 0 | 0 | 1+ | 0 | 23+ | 91- | 7- |
| | PERCENT CHANGE | .2- | 14.7- | 14.9- | 11.0- | 4.6+ | | .0 | 33.3+ | .0 | 34.8+ | 23.8- | 17.9- |
| CHESAPEAKE PD | 82 | 2,277 | 5.70 | 13 | 7 | 53.84 | 0 | 0 | 0 | 2 | 6 | 4 | 1 |
| | 81 | 2,281 | 10.08 | 23 | 6 | 26.08 | 0 | 0 | 0 | 2 | 9 | 9 | 3 |
| | NUMERICAL CHANGE | 4- | 4.38- | 10- | 1+ | 27.76+ | 0 | 0 | 0 | 0 | 3- | 5- | 2- |
| | PERCENT CHANGE | .2- | 43.5- | 43.5- | 16.7+ | 106.4+ | | | | .0 | 33.3- | 55.6- | 66.7- |

JAN THRU DEC 82-81

PAGE 18
WEST VIRGINIA U C R CRIME INDEX REPORT

| IDENTIFIER | | POPULATION | CRIME RATE | TOTAL OFFEN | TOTAL CLEARED | PERCENT CLEARED | MURDER | RAPE | ROBBERY | FEL ASSLT | BREAK ENTER | LARCENY THEFT | M/V THEFT | |
|--------------------------|------------------|------------|------------|-------------|---------------|-----------------|--------|------|---------|-----------|-------------|---------------|-----------|--------|
| MARMET PD | 82 | 2,208 | 12.22 | 27 | 4 | 14.81 | 0 | 0 | 1 | 1 | 6 | 16 | 3 | |
| | 81 | 2,211 | 11.30 | 25 | 10 | 40.00 | 0 | 0 | 0 | 0 | 17 | 8 | 0 | |
| | NUMERICAL CHANGE | 3- | .92+ | 2+ | 6- | 25.19- | 0 | 0 | 1+ | 1+ | 11- | 8+ | 3+ | |
| | PERCENT CHANGE | .1- | 8.1+ | 8.0+ | 60.0- | 63.0- | | | * | * | 64.7- | 100.0+ | * | |
| EAST BANK PD | 82 | 1,157 | 6.91 | 8 | 7 | 87.50 | 0 | 0 | 0 | 0 | 6 | 2 | 0 | |
| | 81 | 1,159 | 10.35 | 12 | 2 | 16.66 | 0 | 0 | 0 | 1- | 9 | 0 | 2- | |
| | NUMERICAL CHANGE | 2- | 3.44- | 4- | 5+ | 70.84+ | 0 | 0 | 0 | 1- | 3- | 2+ | 2- | |
| | PERCENT CHANGE | .2- | 33.2- | 33.3- | 250.0+ | 425.2+ | | | | * | 33.3- | * | * | |
| GLASGOW PD | 82 | 986 | 4.05 | 4 | 0 | .00 | 0 | 0 | 0 | 0 | 4 | 0 | 0 | |
| | 81 | 987 | 8.10 | 8 | 0 | .00 | 0 | 0 | 0 | 0 | 0 | 8 | 0 | |
| | NUMERICAL CHANGE | 1- | 4.05- | 4- | 0 | .00 | 0 | 0 | 0 | 0 | 4+ | 8- | 0 | |
| | PERCENT CHANGE | .1- | 50.0- | 50.0- | | | | | | | * | * | | |
| CLENDENIN PD | 82 | 1,221 | 18.01 | 22 | 19 | 86.36 | 0 | 0 | 0 | 6 | 2 | 14 | 0 | |
| | 81 | 1,223 | 20.44 | 25 | 14 | 56.00 | 0 | 0 | 0 | 0 | 0 | 24 | 1 | |
| | NUMERICAL CHANGE | 2- | 2.43- | 3- | 5+ | 30.36+ | 0 | 0 | 0 | 6+ | 2+ | 10- | 1- | |
| | PERCENT CHANGE | .2- | 11.9- | 12.0- | 35.7+ | 54.2+ | | | | * | * | 41.7- | * | |
| CEDAR GROVE PD | 82 | 1,451 | 2.06 | 3 | 0 | .00 | 0 | 0 | 0 | 0 | 3 | 0 | 0 | |
| | 81 | 1,453 | 3.44 | 5 | 3 | 60.00 | 0 | 0 | 0 | 1 | 4 | 0 | 0 | |
| | NUMERICAL CHANGE | 2- | 1.38- | 2- | 3- | 60.00- | 0 | 0 | 0 | 1- | 1- | 0 | 0 | |
| | PERCENT CHANGE | .1- | 40.1- | 40.0- | * | * | | | | * | 25.0- | | | |
| PRATT PD | 82 | 800 | 2.50 | 2 | 0 | .00 | 0 | 0 | 0 | 0 | 2 | 0 | 0 | |
| | 81 | 801 | .00 | 0 | 0 | .00 | 0 | 0 | 0 | 0 | 0 | 0 | 0 | |
| | NUMERICAL CHANGE | 1- | 2.50+ | 2+ | 0 | .00 | 0 | 0 | 0 | 0 | 2+ | 0 | 0 | |
| | PERCENT CHANGE | .1- | .0 | * | | | | | | | * | | | |
| HANDLEY PD | 82 | 636 | .00 | 0 | 0 | .00 | 0 | 0 | 0 | 0 | 0 | 0 | 0 | |
| | 81 | 637 | 4.70 | 3 | 1 | 33.33 | 0 | 0 | 0 | 0 | 2 | 1 | 0 | |
| | NUMERICAL CHANGE | 1- | 4.70- | 3- | 1- | 33.33- | 0 | 0 | 0 | 0 | 2- | 1- | 0 | |
| | PERCENT CHANGE | .2- | .0 | * | * | * | | | | | * | * | | |
| W VA ST COLLEGE SECURITY | 82 | 480 | 106.2 | 51 | 2 | 3.92 | 0 | 0 | 0 | 4 | 8 | 39 | 0 | |
| | 81 | 480 | 106.2 | 51 | 3 | 5.88 | 0 | 0 | 0 | 3 | 7 | 38 | 3 | |
| | NUMERICAL CHANGE | 0 | .0 | 0 | 1- | 1.96- | 0 | 0 | 0 | 1+ | 1+ | 1+ | 3- | |
| | PERCENT CHANGE | .0 | .0 | .0 | 33.3- | 33.3- | | | | 33.3+ | 14.3+ | 2.6+ | * | |
| ***** | | | | | | | | | | | | | | |
| LEWIS CTY | TOTAL | 82 | 19,062 | 8.28 | 158 | 32 | 20.25 | 0 | 1 | 1 | 2 | 39 | 90 | 25 |
| | 81 | | 19,092 | 8.43 | 161 | 25 | 15.52 | 0 | 1 | 1 | 1 | 42 | 106 | 10 |
| | NUMERICAL CHANGE | | 30- | .15- | 3- | 7+ | 4.73+ | 0 | 0 | 0 | 1+ | 3- | 16- | 15+ |
| | PERCENT CHANGE | | .2- | 1.8- | 1.9- | 28.0+ | 30.5+ | .0 | .0 | 100.0+ | 7.1- | 15.1- | 150.0+ | |
| ***** | | | | | | | | | | | | | | |
| RURAL | 82 | 12,733 | 8.48 | 108 | 21 | 19.44 | 0 | 0 | 0 | 2 | 30 | 55 | 21 | |
| | 81 | 12,753 | 7.21 | 9 | 19 | 20.65 | 0 | 1 | 1 | 1 | 27 | 59 | 3 | |
| | NUMERICAL CHANGE | | 20- | 1.27+ | + | 2+ | 1.21- | 0 | 1- | 1- | 3+ | 4- | 18+ | |
| | PERCENT CHANGE | | .2- | 17.6+ | 17.4+ | 10.5+ | 5.9- | | * | * | 100.0+ | 11.1+ | 6.8- | 600.0+ |

JAN THRU DEC 82-81

PAGE 19
WEST VIRGINIA U C R CRIME INDEX REPORT

| IDENTIFIER | POPULATION | CRIME RATE | TOTAL OFFEN | TOTAL CLEARED | PERCENT CLEARED | MURDER | RAPE | ROBBERY | FEL ASSLT | BREAK ENTER | LARCENY THEFT | M/V THEFT |
|-------------------------|------------|------------|-------------|---------------|-----------------|--------|-------|---------|-----------|-------------|---------------|-----------|
| SHERIFF 82 | | | 73 | 11 | 15.06 | 0 | 0 | 0 | 2 | 17 | 46 | 8 |
| 81 | | | 49 | 4 | 8.16 | 0 | 1 | 0 | 0 | 7 | 39 | 2 |
| NUMERICAL CHANGE | | | 24+ | 7+ | 6.90+ | 0 | 1- | 0 | 2+ | 10+ | 7+ | 6+ |
| PERCENT CHANGE | | | 49.0+ | 175.0+ | 84.6+ | | * | | * | 142.9+ | 17.9+ | 300.0+ |
| STATE POLICE 82 | | | 35 | 10 | 28.57 | 0 | 0 | 0 | 0 | 13 | 9 | 13 |
| 81 | | | 43 | 15 | 34.88 | 0 | 0 | 1 | 1 | 20 | 20 | 1 |
| NUMERICAL CHANGE | | | 8- | 5- | 6.31- | 0 | 0 | 1- | 1- | 7- | 11- | 12+ |
| PERCENT CHANGE | | | 18.6- | 33.3- | 18.1- | | | * | * | 35.0- | 55.0- | 1200.0+ |
| MUNICIPAL 82 | 6,329 | 7.90 | 50 | 11 | 22.00 | 0 | 1 | 1 | 0 | 9 | 35 | 4 |
| 81 | 6,339 | 10.88 | 69 | 6 | 8.69 | 0 | 0 | 0 | 0 | 15 | 47 | 7 |
| NUMERICAL CHANGE | 10- | 2.98- | 19- | 5+ | 13.31+ | 0 | 1+ | 1+ | 0 | 6- | 12- | 3- |
| PERCENT CHANGE | .2- | 27.4- | 27.5- | 83.3+ | 153.2+ | | * | * | | 40.0- | 25.5- | 42.9- |
| WESTON PD 82 | 6,329 | 7.90 | 50 | 11 | 22.00 | 0 | 1 | 1 | 0 | 9 | 35 | 4 |
| 81 | 6,339 | 10.88 | 69 | 6 | 8.69 | 0 | 0 | 0 | 0 | 15 | 47 | 7 |
| NUMERICAL CHANGE | 10- | 2.98- | 19- | 5+ | 13.31+ | 0 | 1+ | 1+ | 0 | 6- | 12- | 3- |
| PERCENT CHANGE | .2- | 27.4- | 27.5- | 83.3+ | 153.2+ | | * | * | | 40.0- | 25.5- | 42.9- |
| ***** | | | | | | | | | | | | |
| 08 LINCOLN CTY TOTAL 82 | 23,064 | 11.01 | 254 | 93 | 36.61 | 0 | 3 | 2 | 26 | 112 | 56 | 55 |
| 81 | 23,189 | 10.21 | 237 | 78 | 32.91 | 2 | 9 | 3 | 15 | 106 | 52 | 50 |
| NUMERICAL CHANGE | 125- | .80+ | 17+ | 15+ | 3.70+ | 2- | 6- | 1- | 11+ | 6+ | 4+ | 5+ |
| PERCENT CHANGE | .5- | 7.8+ | 7.2+ | 19.2+ | 11.2+ | * | 66.7- | 33.3- | 73.3+ | 5.7+ | 7.7+ | 10.0+ |
| ***** | | | | | | | | | | | | |
| RURAL 82 | 21,860 | 11.25 | 46 | 89 | 36.17 | 0 | 3 | 2 | 26 | 110 | 50 | 55 |
| 81 | 21,984 | 10.55 | 32 | 76 | 32.75 | 2 | 9 | 3 | 15 | 104 | 49 | 50 |
| NUMERICAL CHANGE | 124- | .70+ | 14+ | 13+ | 3.42+ | 2- | 6- | 1- | 11+ | 6+ | 1+ | 5+ |
| PERCENT CHANGE | .6- | 6.6+ | 10+ | 17.1+ | 10.4+ | * | 66.7- | 33.3- | 73.3+ | 5.8+ | 2.0+ | 10.0+ |
| SHERIFF 82 | | | 44 | 27 | 79.41 | 0 | 0 | 0 | 18 | 4 | 9 | 3 |
| 81 | | | 41 | 20 | 39.21 | 1 | 5 | 0 | 8 | 20 | 9 | 8 |
| NUMERICAL CHANGE | | | 17- | 7+ | 40.20+ | 1- | 5- | 0 | 10+ | 16- | 0 | 5- |
| PERCENT CHANGE | | | 33.3- | 35.0+ | 102.5+ | * | * | | 125.0+ | 80.0- | .0 | 62.5- |
| STATE POLICE 82 | | | 212 | 62 | 29.24 | 0 | 3 | 2 | 8 | 106 | 41 | 52 |
| 81 | | | 181 | 56 | 30.93 | 1 | 4 | 3 | 7 | 84 | 40 | 42 |
| NUMERICAL CHANGE | | | 31+ | 6+ | 1.69- | 1- | 1- | 1- | 1+ | 22+ | 1+ | 10+ |
| PERCENT CHANGE | | | 17.1+ | 10.7+ | 5.5- | * | 25.0- | 33.3- | 14.3+ | 26.2+ | 2.5+ | 23.8+ |
| MUNICIPAL 82 | 1,204 | 6.64 | 8 | 4 | 50.00 | 0 | 0 | 0 | 0 | 2 | 6 | 0 |
| 81 | 1,205 | 4.14 | 5 | 2 | 40.00 | 0 | 0 | 0 | 0 | 2 | 3 | 0 |
| NUMERICAL CHANGE | 1- | 2.50+ | 3+ | 2+ | 10.00+ | 0 | 0 | 0 | 0 | 0 | 3+ | 0 |
| PERCENT CHANGE | .1- | 60.4+ | 60.0+ | 100.0+ | 25.0+ | | | | | .0 | 100.0+ | |
| HAMLIN PD 82 | 1,204 | 6.64 | 8 | 4 | 50.00 | 0 | 0 | 0 | 0 | 2 | 6 | 0 |
| 81 | 1,205 | 4.14 | 5 | 2 | 40.00 | 0 | 0 | 0 | 0 | 2 | 3 | 0 |
| NUMERICAL CHANGE | 1- | 2.50+ | 3+ | 2+ | 10.00+ | 0 | 0 | 0 | 0 | 0 | 3+ | 0 |
| PERCENT CHANGE | .1- | 60.4+ | 60.0+ | 100.0+ | 25.0+ | | | | | .0 | 100.0+ | |

JAN THRU DEC 82-81

PAGE 20
WEST VIRGINIA U C R CRIME INDEX REPORT

| IDENTIFIER | | POPULATION | CRIME RATE | TOTAL OFFEN | TOTAL CLEARED | PERCENT | MURDER | RAPE | ROBBERY | FEL ASSLT | BREAK ENTER | LARCENY THEFT | M/V THEFT |
|-----------------|------------------|--------------|------------|-------------|---------------|---------|--------|-------|---------|-----------|-------------|---------------|-----------|
| ***** | | | | | | | | | | | | | |
| LOGAN CTY | TOTAL | 82 50,961 | 27.33 | 1393 | 390 | 27.99 | 1 | 3 | 29 | 63 | 453 | 600 | 244 |
| | | 81 51,040 | 17.70 | 904 | 387 | 42.80 | 8 | 3 | 14 | 39 | 281 | 398 | 161 |
| | NUMERICAL CHANGE | 79- | 9.63+ | 489+ | 3+ | 14.81- | 7- | 0 | 15+ | 24+ | 172+ | 202+ | 83+ |
| | PERCENT CHANGE | .2- | 54.4+ | 54.1+ | .8+ | 34.6- | 87.5- | .0 | 107.1+ | 61.5+ | 61.2+ | 50.8+ | 51.6+ |
| ***** | | | | | | | | | | | | | |
| | RURAL | 82 45,435 | 27.58 | 1254 | 352 | 28.07 | 1 | 3 | 24 | 58 | 418 | 523 | 227 |
| | | 81 45,506 | 19.20 | 874 | 373 | 42.67 | 8 | 2 | 14 | 32 | 275 | 385 | 158 |
| | NUMERICAL CHANGE | 71- | 8.38+ | 380+ | 21- | 14.60- | 7- | 1+ | 10+ | 26+ | 143+ | 138+ | 69+ |
| | PERCENT CHANGE | .2- | 43.6+ | 43.5+ | 5.6- | 34.2- | 87.5- | 50.0+ | 71.4+ | 81.3+ | 52.0+ | 35.8+ | 43.7+ |
| | SHERIFF | 82 | | 159 | 21 | 13.20 | 0 | 1 | 4 | 3 | 38 | 86 | 27 |
| | | 81 | | 80 | 22 | 27.50 | 3 | 0 | 2 | 7 | 16 | 37 | 15 |
| | NUMERICAL CHANGE | 79+ | | 79+ | 1- | 14.30- | 3- | 1+ | 2+ | 4- | 22+ | 49+ | 12+ |
| | PERCENT CHANGE | | | 98.8+ | 4.5- | 52.0- | * | * | 100.0+ | 57.1- | 137.5+ | 132.4+ | 80.0+ |
| | STATE POLICE | 82 | | 1095 | 331 | 30.22 | 1 | 2 | 20 | 55 | 380 | 437 | 200 |
| | | 81 | | 794 | 351 | 44.20 | 5 | 2 | 12 | 25 | 259 | 348 | 143 |
| | NUMERICAL CHANGE | | | 301+ | 20- | 13.98- | 4- | 0 | 8+ | 30+ | 121+ | 89+ | 57+ |
| | PERCENT CHANGE | | | 37.9+ | 5.7- | 31.6- | 80.0- | .0 | 66.7+ | 120.0+ | 46.7+ | 25.6+ | 39.9+ |
| ***** | | | | | | | | | | | | | |
| | MUNICIPAL | 82 5,526 | 25.15 | 139 | 38 | 27.33 | 0 | 0 | 5 | 5 | 35 | 77 | 17 |
| | | 81 5,534 | 5.42 | 30 | 14 | 46.66 | 0 | 1 | 0 | 7 | 6 | 13 | 3 |
| | NUMERICAL CHANGE | 8- | 19.73+ | 109+ | 24+ | 19.33- | 0 | 1- | 5+ | 2- | 29+ | 64+ | 14+ |
| | PERCENT CHANGE | .1- | 364.0+ | 363.3+ | 171.4+ | 41.4- | * | * | * | 28.6- | 483.3+ | 492.3+ | 466.7+ |
| ***** | | | | | | | | | | | | | |
| LOGAN PD | | 82 3,033 | 29.01 | 88 | 15 | 17.04 | 0 | 0 | 3 | 3 | 20 | 54 | 8 |
| | | 81 3,037 | 2.96 | 9 | 9 | 100.00 | 0 | 0 | 0 | 4 | 0 | 5 | 0 |
| | NUMERICAL CHANGE | 4- | 26.05+ | 79+ | 6+ | 82.96- | 0 | 0 | 3+ | 1- | 20+ | 49+ | 8+ |
| | PERCENT CHANGE | .1- | 880.1+ | 877.8+ | 66.7+ | 83.0- | * | * | * | 25.0- | * | 980.0+ | * |
| ***** | | | | | | | | | | | | | |
| MAN PD | | 82 1,343 | 23.82 | 32 | 20 | 62.50 | 0 | 0 | 0 | 1 | 10 | 17 | 4 |
| | | 81 1,345 | 14.86 | 20 | 4 | 20.00 | 0 | 1- | 0 | 3 | 6 | 7 | 3 |
| | NUMERICAL CHANGE | 2- | 8.96+ | 12+ | 16+ | 42.50+ | 0 | * | 0 | 2- | 4+ | 10+ | 1+ |
| | PERCENT CHANGE | .1- | 60.3+ | 60.0+ | 400.0+ | 212.5+ | * | * | * | 66.7- | 66.7+ | 142.9+ | 33.3+ |
| ***** | | | | | | | | | | | | | |
| CHAPMANVILLE PD | | 82 1,150 | 16.52 | 19 | 3 | 15.78 | 0 | 0 | 2 | 1 | 5 | 6 | 5 |
| | | 81 1,151 | .86 | 1 | 1 | 100.00 | 0 | 0 | 0 | 0 | 0 | 1 | 0 |
| | NUMERICAL CHANGE | 1- | 15.66+ | 18 | 2+ | 84.22- | 0 | 0 | 2+ | 1+ | 5+ | 5+ | 5+ |
| | PERCENT CHANGE | .1- | 1820.9+ | 180.0+ | 200.0+ | 84.2- | * | * | * | * | * | 500.0+ | * |
| ***** | | | | | | | | | | | | | |
| MCDOWELL CTY | TOTAL | 82 49,992 | 4.80 | 240 | 89 | 37.08 | 3 | 5 | 8 | 23 | 108 | 50 | 43 |
| | | 81 50,069 | 6.61 | 331 | 119 | 35.95 | 8 | 4 | 11 | 20 | 182 | 74 | 32 |
| | NUMERICAL CHANGE | 77- | 1.81- | 91- | 30- | 1.13+ | 5- | 1+ | 3- | 3+ | 74- | 24- | 11+ |
| | PERCENT CHANGE | .2- | 27.4- | 27.5- | 25.2- | 3.1+ | 62.5- | 25.0+ | 27.3- | 15.0+ | 40.7- | 32.4- | 34.4+ |
| ***** | | | | | | | | | | | | | |
| | RURAL | 82 35,934 | 6.12 | 220 | 77 | 35.00 | 3 | 4 | 8 | 17 | 101 | 46 | 41 |
| | | 81 36,001 | 8.16 | 294 | 105 | 35.71 | 8 | 4 | 9 | 17 | 162 | 66 | 28 |
| | NUMERICAL CHANGE | 67- | 2.04- | 74- | 28- | .71- | 5- | 0 | 1- | 0 | 61- | 20- | 13+ |
| | PERCENT CHANGE | .2- | 25.0- | 25.2- | 26.7- | 2.0- | 62.5- | .0 | 11.1- | .0 | 37.7- | 30.3- | 46.4+ |

JAN THRU DEC 82-81

PAGE 21
WEST VIRGINIA U C R CRIME INDEX REPORT

| IDENTIFIER | POPULATION | CRIME RATE | TOTAL OFFEN | TOTAL CLEARED | PERCENT CLEARED | MURDER | RAPE | ROBBERY | FEL ASSLT | BREAK ENTER | LARCENY THEFT | M/V THEFT |
|------------------|------------|------------|-------------|---------------|-----------------|--------|------|---------|-----------|-------------|---------------|-----------|
| SHERIFF 82 | | | 0 | 0 | .00 | 0 | 0 | 0 | 0 | 0 | 0 | 0 |
| 81 | | | 30 | 27 | 90.00 | 2 | 0 | 0 | 0 | 15 | 12 | 1 |
| NUMERICAL CHANGE | | | 30- | 27- | 90.00- | 2- | 0 | 0 | 0 | 15- | 12- | 1- |
| PERCENT CHANGE | | | * | * | * | * | | | | * | * | * |
| STATE POLICE 82 | | | 220 | 77 | 35.00 | 3 | 4 | 8 | 17 | 101 | 46 | 41 |
| 81 | | | 264 | 78 | 29.54 | 6 | 4 | 9 | 17 | 147 | 54 | 27 |
| NUMERICAL CHANGE | | | 44- | 1- | 5.46+ | 3- | 0 | 1- | 0 | 46- | 8- | 14+ |
| PERCENT CHANGE | | | 16.7- | 1.3- | 18.5+ | 50.0- | .0 | 11.1- | .0 | 31.3- | 14.8- | 51.9+ |
| MUNICIPAL 82 | 14,058 | 1.42 | 20 | 12 | 60.00 | 0 | 1 | 0 | 6 | 7 | 4 | 2 |
| 81 | 14,068 | 2.62 | 37 | 14 | 37.83 | 0 | 0 | 2 | 3 | 20 | 8 | 4 |
| NUMERICAL CHANGE | 10- | 1.20- | 17- | 2- | 22.17+ | 0 | 1+ | 2- | 3+ | 13- | 4- | 2- |
| PERCENT CHANGE | .1- | 45.8- | 45.9- | 14.3- | 58.6+ | | * | * | 100.0+ | 65.0- | 50.0- | 50.0- |
| KEYSTONE PD 82 | 893 | .00 | 0 | 0 | .00 | 0 | 0 | 0 | 0 | 0 | 0 | 0 |
| 81 | 894 | .00 | 0 | 0 | .00 | 0 | 0 | 0 | 0 | 0 | 0 | 0 |
| NUMERICAL CHANGE | 1- | .00 | 0 | 0 | .00 | 0 | 0 | 0 | 0 | 0 | 0 | 0 |
| PERCENT CHANGE | .1- | | | | | | | | | | | |
| WAR PD 82 | 2,168 | .00 | 0 | 0 | .00 | 0 | 0 | 0 | 0 | 0 | 0 | 0 |
| 81 | 2,172 | .46 | 1 | 0 | .00 | 0 | 0 | 0 | 0 | 0 | 1 | 0 |
| NUMERICAL CHANGE | 4- | .46- | 1- | 0 | .00 | 0 | 0 | 0 | 0 | 0 | 1- | 0 |
| PERCENT CHANGE | .2- | .0 | * | | | | | | | | * | |
| WELCH PD 82 | 3,882 | .00 | 0 | 0 | .00 | 0 | 0 | 0 | 0 | 0 | 0 | 0 |
| 81 | 3,888 | .00 | 0 | 0 | .00 | 0 | 0 | 0 | 0 | 0 | 0 | 0 |
| NUMERICAL CHANGE | 6- | .00 | 0 | 0 | .00 | 0 | 0 | 0 | 0 | 0 | 0 | 0 |
| PERCENT CHANGE | .2- | | | | | | | | | | | |
| ANAWALT PD 82 | 633 | .00 | 0 | 0 | .00 | 0 | 0 | 0 | 0 | 0 | 0 | 0 |
| 81 | 634 | .00 | 0 | 0 | .00 | 0 | 0 | 0 | 0 | 0 | 0 | 0 |
| NUMERICAL CHANGE | 1- | .00 | 0 | 0 | .00 | 0 | 0 | 0 | 0 | 0 | 0 | 0 |
| PERCENT CHANGE | .2- | | | | | | | | | | | |
| GARY PD 82 | 2,235 | 2.28 | 5 | 0 | .00 | 0 | 0 | 0 | 0 | 5 | 0 | 0 |
| 81 | 2,238 | 2.27 | 5 | 1 | 20.00 | 0 | 0 | 1 | 0 | 3 | 1 | 0 |
| NUMERICAL CHANGE | 3- | .00 | 0 | 1- | 20.00- | 0 | 0 | 1- | 0 | 2+ | 1- | 0 |
| PERCENT CHANGE | .1- | .0 | .0 | * | * | | | * | | 66.7+ | * | |
| NORTH FORK PD 82 | 649 | .00 | 0 | 0 | .00 | 0 | 0 | 0 | 0 | 0 | 0 | 0 |
| 81 | 650 | 3.07 | 2 | 2 | 100.00 | 0 | 0 | 0 | 1 | 0 | 1 | 0 |
| NUMERICAL CHANGE | 1- | 3.07- | 2- | 2- | 100.00- | 0 | 0 | 0 | 1- | 0 | 1- | 0 |
| PERCENT CHANGE | .2- | .0 | * | * | * | | | | * | | * | |
| DAVY PD 82 | 889 | 13.49 | 12 | 12 | 100.00 | 0 | 0 | 0 | 6 | 2 | 4 | 0 |
| 81 | 890 | .00 | 0 | 0 | .00 | 0 | 0 | 0 | 0 | 0 | 0 | 0 |
| NUMERICAL CHANGE | 1- | 13.49+ | 12+ | 12+ | 100.00+ | 0 | 0 | 0 | 6+ | 2+ | 4+ | 0 |
| PERCENT CHANGE | .1- | .0 | * | * | * | | | | * | * | * | |
| KIMBALL PD 82 | 863 | 1.15 | 1 | 0 | .00 | 0 | 1 | 0 | 0 | 0 | 0 | 0 |
| 81 | 864 | 13.88 | 12 | 0 | .00 | 0 | 0 | 1 | 0 | 6 | 4 | 1 |
| NUMERICAL CHANGE | 1- | 12.73- | 11- | 0 | .00 | 0 | 1+ | 1- | 0 | 6- | 4- | 1- |
| PERCENT CHANGE | .1- | 91.7- | 91.7- | | | | * | * | | * | * | * |

JAN THRU DEC 82-81

PAGE 22
WEST VIRGINIA U C R CRIME INDEX REPORT

| IDENTIFIER | | POPULATION | CRIME RATE | TOTAL OFFEN | TOTAL CLEARED | PERCENT CLEARED | MURDER | RAPE | ROBBERY | FEL ASSLT | BREAK ENTER | LARCENY THEFT | M/V THEFT |
|---------------|------------------|------------|------------|-------------|---------------|-----------------|--------|--------|---------|-----------|-------------|---------------|-----------|
| IEAGER PD | 82 | 801 | 1.24 | 1 | 0 | .00 | 0 | 0 | 0 | 0 | 0 | 0 | 1 |
| | 81 | 802 | 3.74 | 3 | 1 | 33.33 | 0 | 0 | 0 | 0 | 0 | 0 | 3 |
| | NUMERICAL CHANGE | 1- | 2.50- | 2- | 1- | 33.33- | 0 | 0 | 0 | 0 | 0 | 0 | 2- |
| | PERCENT CHANGE | .1- | 66.8- | 66.7- | * | * | | | | | | | 66.7- |
| BRADSHAW PD | 82 | 1,045 | .95 | 1 | 0 | .00 | 0 | 0 | 0 | 0 | 0 | 0 | 1 |
| | 81 | 1,036 | 13.31 | 14 | 10 | 71.42 | 0 | 0 | 0 | 2- | 11- | 1- | 0 |
| | NUMERICAL CHANGE | 9+ | 12.56- | 13- | 10- | 71.42- | 0 | 0 | 0 | 2- | 11- | 1- | 1+ |
| | PERCENT CHANGE | .9+ | 93.0- | 92.9- | * | * | | | | * | * | * | * |
| ***** | | | | | | | | | | | | | |
| MARION CTY | TOTAL | 82 | 66,109 | 25.14 | 1663 | 414 | 24.89 | 4 | 7 | 25 | 28 | 633 | 881 |
| | 81 | 66,211 | 25.65 | 1699 | 328 | 19.30 | 2 | 13 | 45 | 23 | 596 | 871 | 149 |
| | NUMERICAL CHANGE | 102- | .51- | 36- | 86+ | 5.59+ | 2+ | 6- | 20- | 5+ | 37+ | 10+ | 64- |
| | PERCENT CHANGE | .2- | 2.0- | 2.1- | 26.2+ | 29.0+ | 100.0+ | 46.2- | 44.4- | 21.7+ | 6.2+ | 1.1+ | 43.0- |
| ***** | | | | | | | | | | | | | |
| RURAL | 82 | 33,840 | 15.63 | 529 | 193 | 36.48 | 1 | 5 | 4 | 26 | 190 | 252 | 51 |
| | 81 | 33,893 | 13.12 | 445 | 156 | 35.05 | 2 | 2 | 8 | 8 | 182 | 175 | 68 |
| | NUMERICAL CHANGE | 53- | 2.51+ | 84+ | 37+ | 1.43+ | 1- | 3+ | 4- | 18+ | 8+ | 77+ | 17- |
| | PERCENT CHANGE | .2- | 19.1+ | 18.9+ | 23.7+ | 4.1+ | 50.0- | 150.0+ | 50.0- | 225.0+ | 4.4+ | 44.0+ | 25.0- |
| SHERIFF | 82 | | | 410 | 151 | 36.82 | 1 | 5 | 4 | 23 | 160 | 192 | 25 |
| | 81 | | | 303 | 87 | 28.71 | 1 | 2 | 5 | 8 | 131 | 121 | 35 |
| | NUMERICAL CHANGE | | | 107+ | 64+ | 8.11+ | 0 | 3+ | 1- | 15+ | 29+ | 71+ | 10- |
| | PERCENT CHANGE | | | 35.3+ | 73.6+ | 28.2+ | .0 | 150.0+ | 20.0- | 187.5+ | 22.1+ | 58.7+ | 28.6- |
| STATE POLICE | 82 | | | 119 | 42 | 35.29 | 0 | 0 | 0 | 3 | 30 | 60 | 26 |
| | 81 | | | 142 | 69 | 48.59 | 1 | 0 | 3 | 0 | 51 | 54 | 33 |
| | NUMERICAL CHANGE | | | 23- | 27- | 13.30- | 1- | 0 | 3- | 3+ | 21- | 6+ | 7- |
| | PERCENT CHANGE | | | 16.2- | 39.1- | 27.4- | * | | * | * | 41.2- | 11.1+ | 21.2- |
| MUNICIPAL | 82 | 32,269 | 35.13 | 1134 | 221 | 19.48 | 3 | 2 | 21 | 2 | 443 | 629 | 34 |
| | 81 | 32,318 | 38.79 | 1254 | 172 | 13.71 | 0 | 11 | 37 | 15 | 414 | 696 | 81 |
| | NUMERICAL CHANGE | 49- | 3.66- | 120- | 49+ | 5.77+ | 3+ | 9- | 16- | 13- | 29+ | 67- | 47- |
| | PERCENT CHANGE | .2- | 9.4- | 9.6- | 28.5+ | 42.1+ | * | 81.8- | 43.2- | 86.7- | 7.0+ | 9.6- | 58.0- |
| FAIRMONT PD | 82 | 24,094 | 46.27 | 1115 | 217 | 19.46 | 3 | 2 | 21 | 2 | 426 | 628 | 33 |
| | 81 | 24,131 | 49.93 | 1205 | 170 | 14.10 | 0 | 11 | 35 | 15 | 395 | 676 | 73 |
| | NUMERICAL CHANGE | 37- | 3.66- | 90- | 47+ | 5.36+ | 3+ | 9- | 14- | 13- | 31+ | 48- | 40- |
| | PERCENT CHANGE | .2- | 7.3- | 7.5- | 27.6+ | 38.0+ | * | 81.8- | 40.0- | 86.7- | 7.8+ | 7.1- | 54.8- |
| MANNINGTON PD | 82 | 3,044 | 4.59 | 14 | 2 | 14.28 | 0 | 0 | 0 | 0 | 12 | 1 | 1 |
| | 81 | 3,049 | 13.11 | 40 | 0 | .00 | 0 | 0 | 2 | 0 | 10 | 20 | 8 |
| | NUMERICAL CHANGE | 5- | 8.52- | 26- | 2+ | 14.28+ | 0 | 0 | 2- | 0 | 2+ | 19- | 7- |
| | PERCENT CHANGE | .2- | 65.0- | 65.0- | * | * | | | * | | 20.0+ | 95.0- | 87.5- |
| RIVESVILLE PD | 82 | 1,340 | .00 | 0 | 0 | .00 | 0 | 0 | 0 | 0 | 0 | 0 | 0 |
| | 81 | 1,742 | .00 | 0 | 0 | .00 | 0 | 0 | 0 | 0 | 0 | 0 | 0 |
| | NUMERICAL CHANGE | - | .00 | 0 | 0 | .00 | 0 | 0 | 0 | 0 | 0 | 0 | 0 |
| | PERCENT CHANGE | .2- | | | | | | | | | | | |

JAN THRU DEC 82-81

PAGE 23
WEST VIRGINIA U C R CRIME INDEX REPORT

| IDENTIFIER | | POPULATION | CRIME RATE | TOTAL OFFEN | TOTAL CLEARED | PERCENT CLEARED | MURDER | RAPE | ROBBERY | FEL ASSLT | BREAK ENTER | LARCENY THEFT | M/V THEFT |
|----------------|------------------|------------|------------|-------------|---------------|-----------------|--------|--------|---------|-----------|-------------|---------------|-----------|
| MONONGAH PD | 82 | 1,140 | .00 | 0 | 0 | .00 | 0 | 0 | 0 | 0 | 0 | 0 | 0 |
| | 81 | 1,142 | 1.75 | 2 | 1 | 50.00 | 0 | 0 | 0 | 0 | 2 | 0 | 0 |
| | NUMERICAL CHANGE | 2- | 1.75- | 2- | 1- | 50.00- | 0 | 0 | 0 | 0 | 2- | 0 | 0 |
| | PERCENT CHANGE | .2- | .0 | * | * | * | | | | | * | | |
| FAIRVIEW PD | 82 | 767 | 2.60 | 2 | 1 | 50.00 | 0 | 0 | 0 | 0 | 2 | 0 | 0 |
| | 81 | 768 | 1.30 | 1 | 0 | .00 | 0 | 0 | 0 | 0 | 1 | 0 | 0 |
| | NUMERICAL CHANGE | 1- | 1.30+ | 1+ | 1+ | 50.00+ | 0 | 0 | 0 | 0 | 1+ | 0 | 0 |
| | PERCENT CHANGE | .1- | 100.0+ | 100.0+ | * | * | | | | | 100.0+ | | |
| FARMINGTON PD | 82 | 586 | 3.41 | 2 | 1 | 50.00 | 0 | 0 | 0 | 0 | 2 | 0 | 0 |
| | 81 | 587 | 10.22 | 6 | 1 | 16.66 | 0 | 0 | 0 | 0 | 6 | 0 | 0 |
| | NUMERICAL CHANGE | 1- | 6.81- | 4- | 0 | 33.34+ | 0 | 0 | 0 | 0 | 4- | 0 | 0 |
| | PERCENT CHANGE | .2- | 66.6- | 66.7- | .0 | 200.1+ | | | | | 66.7- | | |
| GRANT TOWN PD | 82 | 967 | 1.03 | 1 | 0 | .00 | 0 | 0 | 0 | 0 | 1 | 0 | 0 |
| | 81 | 968 | .00 | 0 | 0 | .00 | 0 | 0 | 0 | 0 | 0 | 0 | 0 |
| | NUMERICAL CHANGE | 1- | 1.03+ | 1+ | 0 | .00 | 0 | 0 | 0 | 0 | 1+ | 0 | 0 |
| | PERCENT CHANGE | .1- | .0 | * | | | | | | | * | | |
| WORTHINGTON PD | 82 | 331 | .00 | 0 | 0 | .00 | 0 | 0 | 0 | 0 | 0 | 0 | 0 |
| | 81 | 331 | .00 | 0 | 0 | .00 | 0 | 0 | 0 | 0 | 0 | 0 | 0 |
| | NUMERICAL CHANGE | 0 | .00 | 0 | 0 | .00 | 0 | 0 | 0 | 0 | 0 | 0 | 0 |
| | PERCENT CHANGE | .0 | | | | | | | | | | | |
| ***** | | | | | | | | | | | | | |
| MARSHALL CTY | 82 | 41,760 | 20.89 | 873 | 189 | 21.64 | 0 | 4 | 2 | 5 | 275 | 546 | 41 |
| TOTAL | 81 | 41,824 | 25.95 | 1086 | 178 | 16.39 | 0 | 1 | 4 | 4 | 331 | 643 | 103 |
| | NUMERICAL CHANGE | 64- | 5.06- | 213- | 11+ | 5.25+ | 0 | 3+ | 2- | 1+ | 56- | 97- | 62- |
| | PERCENT CHANGE | .2- | 19.5- | 19.6- | 6.2+ | 32.0+ | | 300.0+ | 50.0- | 25.0+ | 16.9- | 15.1- | 60.2- |
| ***** | | | | | | | | | | | | | |
| RURAL | 82 | 21,430 | 6.48 | 139 | 27 | 19.42 | 0 | 3 | 0 | 4 | 79 | 47 | 6 |
| | 81 | 21,463 | 8.99 | 193 | 27 | 13.98 | 0 | 1 | 1 | 3 | 104 | 56 | 28 |
| | NUMERICAL CHANGE | 33- | 2.51- | 54- | 0 | 5.44+ | 0 | 2+ | 1- | 1+ | 25- | 9- | 22- |
| | PERCENT CHANGE | .2- | 27.9- | 28.0- | .0 | 38.9+ | | 200.0+ | * | 33.3+ | 24.0- | 16.1- | 78.6- |
| SHERIFF | 82 | | | 96 | 20 | 20.83 | 0 | 2 | 0 | 2 | 58 | 31 | 3 |
| | 81 | | | 108 | 10 | 9.25 | 0 | 0 | 1 | 0 | 68 | 29 | 10 |
| | NUMERICAL CHANGE | | | 12- | 10+ | 11.58+ | 0 | 2+ | 1- | 2+ | 10- | 2+ | 7- |
| | PERCENT CHANGE | | | 11.1- | 100.0+ | 125.2+ | | * | * | * | 14.7- | 6.9+ | 70.0- |
| STATE POLICE | 82 | | | 43 | 7 | 16.27 | 0 | 1 | 0 | 2 | 21 | 16 | 3 |
| | 81 | | | 85 | 17 | 20.00 | 0 | 1 | 0 | 3 | 36 | 27 | 18 |
| | NUMERICAL CHANGE | | | 42- | 10- | 3.73- | 0 | 0 | 0 | 1- | 15- | 11- | 15- |
| | PERCENT CHANGE | | | 49.4- | 58.8- | 18.7- | | .0 | | 33.3- | 41.7- | 40.7- | 83.3- |
| MUNICIPAL | 82 | 20,330 | 36.09 | 734 | 162 | 22.07 | 0 | 1 | 2 | 1 | 196 | 499 | 35 |
| | 81 | 20,361 | 43.85 | 893 | 151 | 16.90 | 0 | 0 | 3 | 1 | 227 | 587 | 75 |
| | NUMERICAL CHANGE | 31- | 7.76- | 159- | 11+ | 5.17+ | 0 | 1+ | 1- | 0 | 31- | 88- | 40- |
| | PERCENT CHANGE | .2- | 17.7- | 17.8- | 7.3+ | 30.6+ | | * | 33.3- | .0 | 13.7- | 15.0- | 53.3- |

84

JAN THRU DEC 82-81

PAGE 24
WEST VIRGINIA U C R CRIME INDEX REPORT

| IDENTIFIER | | POPULATION | CRIME RATE | TOTAL OFFEN | TOTAL CLEARED | PERCENT CLEARED | MURDER | RAPE | ROBBERY | FEL ASSLT | BREAK ENTER | LARCENY THEFT | M/V THEFT |
|----------------|------------------|------------|------------|-------------|---------------|-----------------|--------|--------|---------|-----------|-------------|---------------|-----------|
| BENWOOD PD | 82 | 2,013 | 81.47 | 164 | 106 | 64.63 | 0 | 1 | 0 | 1 | 10 | 149 | 3 |
| | 81 | 2,016 | 70.93 | 143 | 73 | 51.04 | 0 | 0 | 1 | 1 | 21 | 118 | 2 |
| | NUMERICAL CHANGE | 3- | 10.54+ | 21+ | 33+ | 13.59+ | 0 | 1+ | 1- | 0 | 11- | 31+ | 1+ |
| | PERCENT CHANGE | .1- | 14.9+ | 14.7+ | 45.2+ | 26.6+ | | * | * | .0 | 52.4- | 26.3+ | 50.0+ |
| CAMERON PD | 82 | 1,486 | 1.34 | 2 | 0 | .00 | 0 | 0 | 0 | 0 | 1 | 1 | 0 |
| | 81 | 1,488 | 1.34 | 2 | 0 | .00 | 0 | 0 | 0 | 0 | 1 | 1 | 0 |
| | NUMERICAL CHANGE | 2- | .00 | 0 | 0 | .00 | 0 | 0 | 0 | 0 | 0 | 0 | 0 |
| | PERCENT CHANGE | .1- | .0 | .0 | | | | | | .0 | .0 | | |
| GLEN DALE PD | 82 | 1,888 | 7.94 | 15 | 2 | 13.33 | 0 | 0 | 1 | 0 | 4 | 7 | 3 |
| | 81 | 1,891 | 16.39 | 31 | 12 | 38.70 | 0 | 0 | 0 | 0 | 8 | 18 | 5 |
| | NUMERICAL CHANGE | 3- | 8.45- | 16- | 10- | 25.37- | 0 | 0 | 1+ | 0 | 4- | 11- | 2- |
| | PERCENT CHANGE | .2- | 51.6- | 51.6- | 83.3- | 65.6- | | * | * | | 50.0- | 61.1- | 40.0- |
| MCMECHEN PD | 82 | 2,427 | 9.88 | 24 | 1 | 4.16 | 0 | 0 | 0 | 0 | 5 | 19 | 0 |
| | 81 | 2,431 | 4.93 | 12 | 1 | 8.33 | 0 | 0 | 0 | 0 | 3 | 9 | 0 |
| | NUMERICAL CHANGE | 4- | 4.95+ | 12+ | 0 | 4.17- | 0 | 0 | 0 | 0 | 2+ | 10+ | 0 |
| | PERCENT CHANGE | .2- | 100.4+ | 100.0+ | .0 | 50.1- | | | | | 66.7+ | 111.1+ | |
| MOUNDSVILLE PD | 82 | 12,516 | 42.26 | 529 | 53 | 10.01 | 0 | 0 | 1 | 0 | 176 | 323 | 29 |
| | 81 | 12,535 | 56.23 | 705 | 65 | 9.21 | 0 | 0 | 2 | 0 | 194 | 441 | 68 |
| | NUMERICAL CHANGE | 19- | 13.97- | 176- | 12- | .80+ | 0 | 0 | 1- | 0 | 18- | 118- | 39- |
| | PERCENT CHANGE | .2- | 24.8- | 25.0- | 18.5- | 8.7+ | | | 50.0- | | 9.3- | 26.8- | 57.4- |
| ***** | | | | | | | | | | | | | |
| MASON CTY | TOTAL | 82 | 27,002 | 23.03 | 622 | 119 | 19.13 | 0 | 2 | 3 | 23 | 147 | 38 |
| | 81 | 27,274 | 15.14 | 413 | 69 | 16.70 | 0 | 1 | 5 | 20 | 127 | 249 | 11 |
| | NUMERICAL CHANGE | 272- | 7.89+ | 209+ | 50+ | 2.43+ | 0 | 1+ | 2- | 3+ | 20+ | 160+ | 27+ |
| | PERCENT CHANGE | 1.0- | 52.1+ | 50.6+ | 72.5+ | 14.6+ | | 100.0+ | 40.0- | 15.0+ | 15.7+ | 64.3+ | 245.5+ |
| ***** | | | | | | | | | | | | | |
| RURAL | 82 | 16,766 | 20.99 | 352 | 69 | 19.60 | 0 | 2 | 1 | 20 | 79 | 221 | 29 |
| | 81 | 17,029 | 9.27 | 158 | 24 | 15.18 | 0 | 0 | 0 | 13 | 65 | 75 | 5 |
| | NUMERICAL CHANGE | 263- | 11.72+ | 194+ | 45+ | 4.42+ | 0 | 2+ | 1+ | 7+ | 14+ | 146+ | 24+ |
| | PERCENT CHANGE | 1.5- | 126.4+ | 122.8+ | 187.5+ | 29.1+ | | * | * | 53.8+ | 21.5+ | 194.7+ | 480.0+ |
| SHERIFF | 82 | | | 327 | 64 | 19.57 | 0 | 2 | 1 | 19 | 68 | 211 | 26 |
| | 81 | | | 116 | 10 | 8.62 | 0 | 0 | 0 | 7 | 49 | 56 | 4 |
| | NUMERICAL CHANGE | | | 211+ | 54+ | 10.95+ | 0 | 2+ | 1+ | 12+ | 19+ | 155+ | 22+ |
| | PERCENT CHANGE | | | 181.9+ | 540.0+ | 127.0+ | | * | * | 171.4+ | 38.8+ | 276.8+ | 550.0+ |
| STATE POLICE | 82 | | | 25 | 5 | 20.00 | 0 | 0 | 0 | 1 | 11 | 10 | 3 |
| | 81 | | | 42 | 14 | 33.33 | 0 | 0 | 0 | 6 | 16 | 19 | 1 |
| | NUMERICAL CHANGE | | | 17- | 9- | 13.33- | 0 | 0 | 0 | 5- | 5- | 9- | 2+ |
| | PERCENT CHANGE | | | 40.5- | 64.3- | 40.0- | | | | 83.3- | 31.3- | 47.4- | 200.0+ |
| MUNICIPAL | 82 | 10,236 | 26.37 | 270 | 50 | 18.51 | 0 | 0 | 2 | 3 | 68 | 188 | 9 |
| | 81 | 10,245 | 24.88 | 255 | 45 | 17.64 | 0 | 1 | 5 | 7 | 62 | 174 | 6 |
| | NUMERICAL CHANGE | 9- | 1.49+ | 15+ | 5+ | .87+ | 0 | 1- | 3- | 4- | 6+ | 14+ | 3+ |
| | PERCENT CHANGE | .1- | 6.0+ | 5.9+ | 11.1+ | 4.9+ | | * | 60.0- | 57.1- | 9.7+ | 8.0+ | 50.0+ |

85

JAN THRU DEC 82-81

PAGE 25
WEST VIRGINIA U C R CRIME INDEX REPORT

| IDENTIFIER | | POPULATION | CRIME RATE | TOTAL OFFEN | TOTAL CLEARED | PERCENT CLEARED | MURDER | RAPE | ROBBERY | FEL ASSLT | BREAK ENTER | LARCENY THEFT | M/V THEFT |
|-------------------|------------------|------------|------------|-------------|---------------|-----------------|--------|--------|---------|-----------|-------------|---------------|-----------|
| POINT PLEASANT PD | 82 | 5,712 | 42.36 | 242 | 39 | 16.11 | 0 | 0 | 2 | 3 | 58 | 172 | 7 |
| | 81 | 5,721 | 41.77 | 239 | 39 | 16.31 | 0 | 1 | 5 | 5 | 52 | 171 | 5 |
| | NUMERICAL CHANGE | 9- | .59+ | 3+ | 0 | .20- | 0 | 1- | 3- | 2- | 6+ | 1+ | 2+ |
| | PERCENT CHANGE | .2- | 1.4+ | 1.3+ | .0 | 1.2- | | * | 60.0- | 40.0- | 11.5+ | .6+ | 40.0+ |
| NEW HAVEN PD | 82 | 1,736 | 4.03 | 7 | 5 | 71.42 | 0 | 0 | 0 | 0 | 5 | 1 | 1 |
| | 81 | 1,739 | 5.17 | 9 | 3 | 33.33 | 0 | 0 | 0 | 1 | 5 | 3 | 0 |
| | NUMERICAL CHANGE | 3- | 1.14- | 2- | 2+ | 38.09+ | 0 | 0 | 0 | 1- | 0 | 2- | 1+ |
| | PERCENT CHANGE | .2- | 22.1- | 22.2- | 66.7+ | 114.3+ | | | | * | .0 | 66.7- | * |
| MASON PD | 82 | 1,390 | 9.35 | 13 | 4 | 30.76 | 0 | 0 | 0 | 0 | 3 | 10 | 0 |
| | 81 | 1,392 | 3.59 | 5 | 2 | 40.00 | 0 | 0 | 0 | 1 | 3 | 0 | 1 |
| | NUMERICAL CHANGE | 2- | 5.76+ | 8+ | 2+ | 9.24- | 0 | 0 | 0 | 1- | 0 | 10+ | 1- |
| | PERCENT CHANGE | .1- | 160.4+ | 160.0+ | 100.0+ | 23.1- | | | | * | .0 | * | * |
| HENDERSON PD | 82 | 603 | 13.26 | 8 | 2 | 25.00 | 0 | 0 | 0 | 0 | 2 | 5 | 1 |
| | 81 | 604 | 3.31 | 2 | 1 | 50.00 | 0 | 0 | 0 | 0 | 2 | 0 | 0 |
| | NUMERICAL CHANGE | 1- | 9.95+ | 6+ | 1+ | 25.00- | 0 | 0 | 0 | 0 | 0 | 5+ | 1+ |
| | PERCENT CHANGE | .2- | 300.6+ | 300.0+ | 100.0+ | 50.0- | | | | | .0 | * | * |
| HARTFORD PD | 82 | 557 | .00 | 0 | 0 | .00 | 0 | 0 | 0 | 0 | 0 | 0 | 0 |
| | 81 | 558 | .00 | 0 | 0 | .00 | 0 | 0 | 0 | 0 | 0 | 0 | 0 |
| | NUMERICAL CHANGE | 1- | .00 | 0 | 0 | .00 | 0 | 0 | 0 | 0 | 0 | 0 | 0 |
| | PERCENT CHANGE | .2- | | | | | | | | | | | |
| LEON PD | 82 | 238 | .00 | 0 | 0 | .00 | 0 | 0 | 0 | 0 | 0 | 0 | 0 |
| | 81 | 231 | .00 | 0 | 0 | .00 | 0 | 0 | 0 | 0 | 0 | 0 | 0 |
| | NUMERICAL CHANGE | 7+ | .00 | 0 | 0 | .00 | 0 | 0 | 0 | 0 | 0 | 0 | 0 |
| | PERCENT CHANGE | 3.0+ | | | | | | | | | | | |
| ***** | | | | | | | | | | | | | |
| MERCER CTY TOTAL | 82 | 74,017 | 27.68 | 2019 | 368 | 17.95 | 5 | 7 | 27 | 46 | 666 | 1154 | 144 |
| | 81 | 74,131 | 20.61 | 1519 | 317 | 20.73 | 9 | 3 | 31 | 95 | 555 | 758 | 78 |
| | NUMERICAL CHANGE | 14- | 7.07+ | 500+ | 51+ | 2.78- | 4- | 4+ | 4- | 49- | 111+ | 396+ | 66+ |
| | PERCENT CHANGE | .2- | 34.3+ | 74.0+ | 16.1+ | 13.4- | 44.4- | 133.3+ | 12.9- | 51.6- | 20.0+ | 52.2+ | 84.6+ |
| ***** | | | | | | | | | | | | | |
| RURAL | 82 | 46,315 | 12.47 | 578 | 185 | 32.00 | 4 | 0 | 5 | 24 | 202 | 264 | 79 |
| | 81 | 46,889 | 9.10 | 427 | 130 | 30.44 | 3 | 0 | 4 | 66 | 156 | 169 | 29 |
| | NUMERICAL CHANGE | 574- | 3.37+ | 151+ | 55+ | 1.56+ | 1+ | 0 | 1+ | 42- | 46+ | 95+ | 50+ |
| | PERCENT CHANGE | 1.2- | 37.0+ | 35.4+ | 42.3+ | 5.1+ | 33.3+ | | 25.0+ | 63.6- | 29.5+ | 56.2+ | 172.4+ |
| SHERIFF | 82 | | | 380 | 91 | 23.94 | 1 | 0 | 5 | 13 | 151 | 173 | 37 |
| | 81 | | | 246 | 84 | 34.14 | 0 | 0 | 2 | 61 | 90 | 86 | 7 |
| | NUMERICAL CHANGE | | | 134+ | 7+ | 10.20- | 1+ | 0 | 3+ | 48- | 61+ | 87+ | 30+ |
| | PERCENT CHANGE | | | 54.5+ | 8.3+ | 29.9- | * | | 150.0+ | 78.7- | 67.8+ | 101.2+ | 428.6+ |
| STATE POLICE | 82 | | | 198 | 94 | 47.47 | 3 | 0 | 0 | 11 | 51 | 91 | 42 |
| | 81 | | | 181 | 46 | 25.41 | 3 | 0 | 2 | 5 | 66 | 83 | 22 |
| | NUMERICAL CHANGE | | | 17+ | 48+ | 22.06+ | 0 | 0 | 2- | 6+ | 15- | 8+ | 20+ |
| | PERCENT CHANGE | | | 9.4+ | 104.3+ | 86.8+ | .0 | | * | 120.0+ | 22.7- | 9.6+ | 90.9+ |

JAN THRU DEC 82-81

PAGE 26
WEST VIRGINIA U C R CRIME INDEX REPORT

| IDENTIFIER | | POPULATION | CRIME RATE | TOTAL OFFEN | TOTAL CLEARED | PERCENT CLEARED | MURDER | RAPE | ROBBERY | FEL ASSLT | BREAK ENTER | LARCENY THEFT | M/V THEFT |
|-----------------------|------------------|------------|------------|-------------|---------------|-----------------|--------|--------|---------|-----------|-------------|---------------|-----------|
| MUNICIPAL | 82 | 27,702 | 53.08 | 1471 | 183 | 12.44 | 1 | 7 | 22 | 22 | 464 | 890 | .65 |
| | 81 | 27,242 | 40.44 | 1102 | 187 | 16.96 | 6 | 3 | 27 | 29 | 399 | 589 | .49 |
| | NUMERICAL CHANGE | 460+ | 12.64+ | 369+ | 4- | 4.52- | 5- | 4+ | 5- | 7- | 65+ | 301+ | 16+ |
| | PERCENT CHANGE | 1.7+ | 31.3+ | 33.5+ | 2.1- | 26.7- | 83.3- | 133.3+ | 18.5- | 24.1- | 16.3+ | 51.1+ | 32.7+ |
| ATHENS PD | 82 | 1,134 | 2.64 | 3 | 0 | .00 | 0 | 0 | 0 | 0 | 3 | 0 | 0 |
| | 81 | 1,136 | 7.04 | 8 | 3 | 37.50 | 0 | 0 | 0 | 2 | 4 | 2 | 0 |
| | NUMERICAL CHANGE | 2- | 4.40- | 5- | 3- | 37.50- | 0 | 0 | 0 | 2- | 1- | 2- | 0 |
| | PERCENT CHANGE | .2- | 62.5- | 62.5- | * | * | | | | * | 25.0- | * | |
| BLUEFIELD PD | 82 | 16,024 | 42.49 | 681 | 146 | 21.43 | 1 | 2 | 9 | 21 | 211 | 408 | 29 |
| | 81 | 16,048 | 26.73 | 429 | 138 | 32.16 | 3 | 0 | 12 | 21 | 179 | 193 | 21 |
| | NUMERICAL CHANGE | 24- | 15.76+ | 252+ | 8+ | 10.73- | 2- | 2+ | 3- | 0 | 32+ | 215+ | 8+ |
| | PERCENT CHANGE | .1- | 59.0+ | 58.7+ | 5.8+ | 33.4- | 66.7- | * | 25.0- | .0 | 17.9+ | 111.4+ | 38.1+ |
| PRINCETON PD | 82 | 7,495 | 100.86 | 756 | 36 | 4.76 | 0 | 5 | 13 | 1 | 231 | 471 | 35 |
| | 81 | 7,507 | 86.97 | 653 | 46 | 7.04 | 3 | 3 | 15 | 6 | 211 | 387 | 28 |
| | NUMERICAL CHANGE | 12- | 13.89+ | 103+ | 10- | 2.28- | 3- | 2+ | 2- | 5- | 20+ | 84+ | 7+ |
| | PERCENT CHANGE | .2- | 16.0+ | 15.8+ | 21.7- | 32.4- | * | 66.7+ | 13.3- | 83.3- | 9.5+ | 21.7+ | 25.0+ |
| MATOAKA PD | 82 | 612 | 4.90 | 3 | 0 | .00 | 0 | 0 | 0 | 0 | 1 | 1 | 1 |
| | 81 | 613 | .00 | 0 | 0 | .00 | 0 | 0 | 0 | 0 | 0 | 0 | 0 |
| | NUMERICAL CHANGE | 1- | 4.90+ | 3+ | 0 | .00 | 0 | 0 | 0 | 0 | 1+ | 1+ | 1+ |
| | PERCENT CHANGE | .2- | .0 | * | | | | | | | * | * | * |
| BRAMWELL PD | 82 | 1,001 | .00 | 0 | 0 | .00 | 0 | 0 | 0 | 0 | 0 | 0 | 0 |
| | 81 | 1,002 | .00 | 0 | 0 | .00 | 0 | 0 | 0 | 0 | 0 | 0 | 0 |
| | NUMERICAL CHANGE | 1- | .00 | 0 | 0 | .00 | 0 | 0 | 0 | 0 | 0 | 0 | 0 |
| | PERCENT CHANGE | .1- | | | | | | | | | | | |
| CONCORD COL SECURITY | 82 | 936 | 13.88 | 3 | 1 | 7.69 | 0 | 0 | 0 | 0 | 6 | 7 | 0 |
| | 81 | 936 | 12.82 | 2 | 0 | .00 | 0 | 0 | 0 | 0 | 5 | 7 | 0 |
| | NUMERICAL CHANGE | 0 | 1.06+ | 1+ | 1+ | 7.69+ | 0 | 0 | 0 | 0 | 1+ | 0 | 0 |
| | PERCENT CHANGE | .0 | 8.3+ | 8.3+ | * | * | | | | | 20.0+ | .0 | |
| BLUEFIELD ST SECURITY | 82 | 500 | 30.00 | 5 | 0 | .00 | 0 | 0 | 0 | 0 | 12 | 3 | 0 |
| | 81 | 0 | .00 | 0 | 0 | .00 | 0 | 0 | 0 | 0 | 0 | 0 | 0 |
| | NUMERICAL CHANGE | 5,0+ | 30.00+ | 5+ | 0 | .00 | 0 | 0 | 0 | 0 | 12+ | 3+ | 0 |
| | PERCENT CHANGE | .0 | .0 | | | | | | | | * | * | |
| ***** | | | | | | | | | | | | | |
| MINERAL CTY | TOTAL | 82 | 27,401 | 13.90 | 301 | 52 | 13.64 | 0 | 3 | 2 | 102 | 260 | 12 |
| | 81 | 27,443 | 12.24 | 336 | 71 | 21.13 | 1 | 3 | 2 | 2 | 90 | 221 | 17 |
| | NUMERICAL CHANGE | 42- | 1.66+ | 45+ | 19- | 7.49- | 1- | 0 | 0 | 0 | 12+ | 39+ | 5- |
| | PERCENT CHANGE | .2- | 13.6+ | 13.4+ | 26.8- | 35.4- | * | .0 | .0 | .0 | 13.3+ | 17.6+ | 29.4- |
| ***** | | | | | | | | | | | | | |
| RURAL | 82 | 16,534 | 11.91 | 197 | 15 | 7.61 | 0 | 2 | 1 | 1 | 65 | 117 | 11 |
| | 81 | 16,555 | .36 | 6 | 1 | 16.66 | 0 | 0 | 0 | 0 | 2 | 4 | 0 |
| | NUMERICAL CHANGE | 21- | 11.55+ | 191+ | 14+ | 9.05- | 0 | 2+ | 1+ | 1+ | 63+ | 113+ | 11+ |
| | PERCENT CHANGE | .1- | 3208.3+ | 3183.3+ | 1400.0+ | 54.3- | | * | * | * | 3150.0+ | 2825.0+ | * |

JAN THRU DEC 82-81

PAGE 28
WEST VIRGINIA U C R CRIME INDEX REPORT

| IDENTIFIER | POPULATION | CRIME RATE | TOTAL OFFEN | TOTAL CLEARED | PERCENT CLEARED | MURDER | RAPE | ROBBERY | FEL ASSLT | BREAK ENTER | LARCENY THEFT | M/V THEFT |
|-------------------------|------------|------------|-------------|---------------|-----------------|--------|-------|---------|-----------|-------------|---------------|-----------|
| SHERIFF 82 | | | 250 | 179 | 71.60 | 5 | 2 | 9 | 59 | 71 | 54 | 50 |
| 81 | | | 98 | 94 | 95.91 | 1 | 2 | 5 | 1 | 36 | 31 | 22 |
| NUMERICAL CHANGE | | | 152+ | 85+ | 24.31- | 4+ | 0 | 4+ | 58+ | 35+ | 23+ | 28+ |
| PERCENT CHANGE | | | 155.1+ | 90.4+ | 25.3- | 400.0+ | .0 | 80.0+ | 5800.0+ | 97.2+ | 74.2+ | 127.3+ |
| STATE POLICE 82 | | | 183 | 41 | 22.40 | 3 | 0 | 2 | 11 | 46 | 52 | 69 |
| 81 | | | 196 | 33 | 16.83 | 1 | 0 | 1 | 12 | 44 | 58 | 80 |
| NUMERICAL CHANGE | | | 13- | 8+ | 5.57+ | 2+ | 0 | 1+ | 1- | 2+ | 6- | 11- |
| PERCENT CHANGE | | | 6.6- | 24.2+ | 33.1+ | 200.0+ | | 100.0+ | 8.3- | 4.5+ | 10.3- | 13.8- |
| MUNICIPAL 82 | 8,503 | 56.56 | 481 | 91 | 18.91 | 1 | 4 | 10 | 124 | 112 | 203 | 27 |
| 81 | 8,515 | 54.13 | 461 | 93 | 20.17 | 0 | 7 | 12 | 66 | 107 | 231 | 38 |
| NUMERICAL CHANGE | 12- | 2.43+ | 20+ | 2- | 1.26- | 1+ | 3- | 2- | 58+ | 5+ | 28- | 11- |
| PERCENT CHANGE | .1- | 4.5+ | 4.3+ | 2.2- | 6.2- | * | 42.9- | 16.7- | 87.9+ | 4.7+ | 12.1- | 28.9- |
| GILBERT PD 82 | 769 | 16.90 | 13 | 6 | 46.15 | 0 | 0 | 0 | 3 | 6 | 4 | 0 |
| 81 | 770 | 3.89 | 3 | 1 | 33.33 | 0 | 0 | 0 | 0 | 3 | 0 | 0 |
| NUMERICAL CHANGE | 1- | 13.01+ | 10+ | 5+ | 12.82+ | 0 | 0 | 0 | 3+ | 3+ | 4+ | 0 |
| PERCENT CHANGE | .1- | 334.4+ | 333.3+ | 500.0+ | 38.5+ | | | | * | 100.0+ | * | |
| WILLIAMSON PD 82 | 5,210 | 89.24 | 465 | 85 | 18.27 | 1 | 4 | 10 | 121 | 104 | 199 | 26 |
| 81 | 5,218 | 85.85 | 448 | 85 | 18.97 | 0 | 7 | 11 | 66 | 99 | 229 | 36 |
| NUMERICAL CHANGE | 8- | 3.39+ | 17+ | 0 | .70- | 1+ | 3- | 1- | 55+ | 5+ | 30- | 10- |
| PERCENT CHANGE | .2- | 3.9+ | 3.8+ | .0 | 3.7- | * | 42.9- | 9.1- | 83.3+ | 5.1+ | 13.1- | 27.8- |
| KERMIT PD 82 | 718 | 2.78 | 2 | 0 | .00 | 0 | 0 | 0 | 0 | 2 | 0 | 0 |
| 81 | 719 | 13.90 | 10 | 7 | 70.00 | 0 | 0 | 1 | 0 | 5 | 2 | 2 |
| NUMERICAL CHANGE | 1- | 11.12- | 8- | 7- | 70.00- | 0 | 0 | 1- | 0 | 3- | 2- | 2- |
| PERCENT CHANGE | .1- | 80.0- | 80.0- | * | * | | | * | | 60.0- | * | * |
| DELBARTON PD 82 | 996 | 1.00 | 1 | 0 | .00 | 0 | 0 | 0 | 0 | 0 | 0 | 1 |
| 81 | 997 | .00 | 0 | 0 | .00 | 0 | 0 | 0 | 0 | 0 | 0 | 0 |
| NUMERICAL CHANGE | 1- | 1.00+ | 1+ | 0 | .00 | 0 | 0 | 0 | 0 | 0 | 0 | 1+ |
| PERCENT CHANGE | .1- | .0- | * | | | | | | | | | * |
| MATEWAN PD 82 | 810 | .00 | 0 | 0 | .00 | 0 | 0 | 0 | 0 | 0 | 0 | 0 |
| 81 | 811 | .00 | 0 | 0 | .00 | 0 | 0 | 0 | 0 | 0 | 0 | 0 |
| NUMERICAL CHANGE | 1- | .00 | 0 | 0 | .00 | 0 | 0 | 0 | 0 | 0 | 0 | 0 |
| PERCENT CHANGE | .1- | | | | | | | | | | | |
| ***** | | | | | | | | | | | | |
| MONONGALIA CTY TOTAL 82 | 75,911 | 26.82 | 2,017 | 455 | 22.33 | 6 | 8 | 20 | 60 | 461 | 1310 | 172 |
| 81 | 76,028 | 27.24 | 2,072 | 264 | 12.74 | 2 | 8 | 28 | 22 | 563 | 1287 | 162 |
| NUMERICAL CHANGE | 117- | .42- | 35- | 191+ | 9.59+ | 4+ | 0 | 8- | 38+ | 102- | 23+ | 10+ |
| PERCENT CHANGE | .2- | 1.5- | 1.7- | 72.3+ | 75.3+ | 200.0+ | .0 | 28.6- | 172.7+ | 18.1- | 1.8+ | 6.2+ |
| ***** | | | | | | | | | | | | |
| RURAL 82 | 36,782 | 13.23 | 487 | 59 | 12.11 | 5 | 2 | 7 | 4 | 171 | 251 | 47 |
| 81 | 36,381 | 12.91 | 470 | 52 | 11.06 | 1 | 0 | 9 | 6 | 189 | 236 | 29 |
| NUMERICAL CHANGE | 401+ | .32+ | 17+ | 7+ | 1.05+ | 4+ | 2+ | 2- | 2- | 18- | 15+ | 18+ |
| PERCENT CHANGE | 1.1+ | 2.5+ | 3.6+ | 13.5+ | 9.5+ | 400.0+ | * | 22.2- | 33.3- | 9.5- | 6.4+ | 62.1+ |

JAN THRU DEC 82-81

PAGE 29
WEST VIRGINIA U C R CRIME INDEX REPORT

IDENTIFIER

| IDENTIFIER | POPULATION | CRIME RATE | TOTAL OFFEN | TOTAL CLEARED | PERCENT CLEARED | MURDER | RAPE | ROBBERY | FEL ASSLT | BREAK ENTER | LARCENY THEFT | M/V THEFT |
|------------------------|------------|------------|-------------|---------------|-----------------|--------|-------|---------|-----------|-------------|---------------|-----------|
| SHERIFF 82 | | | 194 | 8 | 4.12 | 0 | 0 | 1 | 0 | 76 | 116 | 1 |
| 81 | | | 236 | 0 | .00 | 0 | 0 | 5 | 0 | 95 | 134 | 2 |
| NUMERICAL CHANGE | | | 42- | 8+ | 4.12+ | 0 | 0 | 4- | 0 | 19- | 18- | 1- |
| PERCENT CHANGE | | | 17.8- | * | * | | | 80.0- | | 20.0- | 13.4- | 50.0- |
| STATE POLICE 82 | | | 293 | 51 | 17.40 | 5 | 2 | 6 | 4 | 95 | 135 | 46 |
| 81 | | | 234 | 52 | 22.22 | 1 | 0 | 4 | 6 | 94 | 102 | 27 |
| NUMERICAL CHANGE | | | 59+ | 1- | 4.82- | 4+ | 2+ | 2+ | 2- | 1+ | 33+ | 19+ |
| PERCENT CHANGE | | | 25.2+ | 1.9- | 21.7- | 400.0+ | * | 50.0+ | 33.3- | 1.1+ | 32.4+ | 70.4+ |
| MUNICIPAL 82 | 39,129 | 39.60 | 1550 | 396 | 25.54 | 1 | 6 | 13 | 56 | 290 | 1059 | 125 |
| 81 | 39,647 | 40.40 | 1602 | 212 | 13.23 | 1 | 8 | 19 | 16 | 374 | 1051 | 133 |
| NUMERICAL CHANGE | 518- | .80- | 52- | 184+ | 12.31+ | 0 | 2- | 6- | 40+ | 84- | 8+ | 8- |
| PERCENT CHANGE | 1.3- | 2.0- | 3.2- | 86.8+ | 93.0+ | .0 | 25.0- | 31.6- | 250.0+ | 22.5- | .8+ | 6.0- |
| MORGANTOWN PD 82 | 27,811 | 31.13 | 866 | 307 | 35.45 | 1 | 5 | 11 | 48 | 214 | 486 | 101 |
| 81 | 28,228 | 27.27 | 770 | 168 | 21.81 | 1 | 7 | 13 | 6 | 260 | 376 | 107 |
| NUMERICAL CHANGE | 417- | 3.86+ | 96+ | 139+ | 13.64+ | 0 | 2- | 2- | 42+ | 46- | 110+ | 6- |
| PERCENT CHANGE | 1.5- | 14.2+ | 12.5+ | 82.7+ | 62.5+ | .0 | 28.6- | 15.4- | 700.0+ | 17.7- | 29.3+ | 5.6- |
| STAR CITY PD 82 | 1,459 | 66.48 | 97 | 63 | 64.94 | 0 | 0 | 1 | 1 | 10 | 77 | 8 |
| 81 | 1,481 | 33.08 | 49 | 13 | 26.53 | 0 | 0 | 3 | 0 | 17 | 25 | 4 |
| NUMERICAL CHANGE | 22- | 33.40+ | 48+ | 50+ | 38.41+ | 0 | 0 | 2- | 1+ | 7- | 52+ | 4+ |
| PERCENT CHANGE | 1.5- | 101.0+ | 98.0+ | 384.6+ | 144.8+ | 0 | 0 | 66.7- | * | 41.2- | 208.0+ | 100.0+ |
| WESTOVER PD 82 | 4,935 | 29.58 | 146 | 15 | 10.27 | 0 | 1 | 1 | 7 | 53 | 80 | 4 |
| 81 | 5,009 | 45.71 | 229 | 14 | 6.11 | 0 | 0 | 2 | 9 | 80 | 128 | 10 |
| NUMERICAL CHANGE | 74- | 16.13- | 83- | 1+ | 4.16+ | 0 | 1+ | 1- | 2- | 27- | 48- | 6- |
| PERCENT CHANGE | 1.5- | 35.3- | 36.2- | 7.1+ | 68.1+ | 0 | * | 50.0- | 22.2- | 33.8- | 37.5- | 60.0- |
| OSAGE PD 82 | 288 | .00 | 0 | 0 | .00 | 0 | 0 | 0 | 0 | 0 | 0 | 0 |
| 81 | 292 | .00 | 0 | 0 | .00 | 0 | 0 | 0 | 0 | 0 | 0 | 0 |
| NUMERICAL CHANGE | 4- | .00 | 0 | 0 | .00 | 0 | 0 | 0 | 0 | 0 | 0 | 0 |
| PERCENT CHANGE | 1.4- | | | | | 0 | 0 | 0 | 0 | 0 | 0 | 0 |
| WVU SECURITY POLICE 82 | 3,636 | 120.45 | 438 | 11 | 2.51 | 0 | 0 | 0 | 0 | 10 | 416 | 12 |
| 81 | 3,636 | 150.71 | 548 | 17 | 3.10 | 0 | 1 | 1 | 1 | 13 | 520 | 12 |
| NUMERICAL CHANGE | 0 | 30.26- | 110- | 6- | .59- | 0 | 1- | 1- | 1- | 3- | 104- | 0 |
| PERCENT CHANGE | .0 | 20.1- | 20.1- | 35.3- | 19.0- | 0 | * | * | * | 23.1- | 20.0- | .0 |
| GRANVILLE PD 82 | 1,000 | 3.00 | 3 | 0 | .00 | 0 | 0 | 0 | 0 | 3 | 0 | 0 |
| 81 | 1,001 | 5.99 | 6 | 0 | .00 | 0 | 0 | 0 | 0 | 4 | 0 | 0 |
| NUMERICAL CHANGE | 1- | 2.99- | 3- | 0 | .00 | 0 | 0 | 0 | 0 | 1- | 2- | 0 |
| PERCENT CHANGE | .1- | 49.9- | 50.0- | 0 | .00 | 0 | 0 | 0 | 0 | 25.0- | * | 0 |
| ***** | | | | | | | | | | | | |
| MONROE CTY TOTAL 82 | 14,099 | 7.16 | 101 | 23 | 22.77 | 0 | 0 | 2 | 3 | 71 | 22 | 3 |
| 81 | 14,121 | 7.85 | 111 | 30 | 27.02 | 0 | 2 | 0 | 9 | 74 | 24 | 2 |
| NUMERICAL CHANGE | 22- | .69- | 10- | 7- | 4.25- | 0 | 2- | 2+ | 6- | 3- | 2- | 1+ |
| PERCENT CHANGE | .2- | 8.8- | 9.0- | 23.3- | 15.7- | 0 | * | * | 66.7- | 4.1- | 8.3- | 50.0+ |
| ***** | | | | | | | | | | | | |

06

JAN THRU DEC 82-81

PAGE 30
WEST VIRGINIA U C R CRIME INDEX REPORT

| IDENTIFIER | | POPULATION | CRIME RATE | TOTAL OFFEN | TOTAL CLEARED | PERCENT CLEARED | MURDER | RAPE | ROBBERY | FEL ASSLT | BREAK ENTER | LARCENY THEFT | M/V THEFT |
|------------------|------------------|------------|------------|-------------|---------------|-----------------|--------|------|---------|-----------|-------------|---------------|-----------|
| RURAL | 82 | 11,331 | 7.14 | 81 | 16 | 19.75 | 0 | 0 | 1 | 2 | 60 | 15 | 3 |
| | 81 | 11,347 | 9.07 | 103 | 26 | 25.24 | 0 | 1 | 0 | 8 | 69 | 23 | 2 |
| | NUMERICAL CHANGE | 16- | 1.93- | 22- | 10- | 5.49- | 0 | 1- | 1+ | 6- | 9- | 8- | 1+ |
| PERCENT CHANGE | | .1- | 21.3- | 21.4- | 38.5- | 21.8- | | * | * | 75.0- | 13.0- | 34.8- | 50.0+ |
| SHERIFF | 82 | | | 49 | 5 | 10.20 | 0 | 0 | 0 | 1 | 35 | 13 | 0 |
| | 81 | | | 55 | 9 | 16.36 | 0 | 0 | 0 | 3 | 38 | 14 | 0 |
| | NUMERICAL CHANGE | | | 6- | 4- | 6.16- | 0 | 0 | 0 | 2- | 3- | 1- | 0 |
| PERCENT CHANGE | | | | 10.9- | 44.4- | 37.7- | | | | 66.7- | 7.9- | 7.1- | |
| STATE POLICE | 82 | | | 32 | 11 | 34.37 | 0 | 0 | 1 | 1 | 25 | 2 | 3 |
| | 81 | | | 48 | 17 | 35.41 | 0 | 1 | 0 | 5 | 31 | 9 | 2 |
| | NUMERICAL CHANGE | | | 16- | 6- | 1.04- | 0 | 1- | 1+ | 4- | 6- | 7- | 1+ |
| PERCENT CHANGE | | | | 33.3- | 35.3- | 2.9- | | * | * | 80.0- | 19.4- | 77.8- | 50.0+ |
| MUNICIPAL | 82 | 2,768 | 7.22 | 20 | 7 | 35.00 | 0 | 0 | 1 | 1 | 11 | 7 | 0 |
| | 81 | 2,774 | 2.88 | 8 | 4 | 50.00 | 0 | 1 | 0 | 1 | 5 | 1 | 0 |
| | NUMERICAL CHANGE | 6- | 4.34+ | 12+ | 3+ | 15.00- | 0 | 1- | 1+ | 0 | 6+ | 6+ | 0 |
| PERCENT CHANGE | | .2- | 150.7+ | 150.0+ | 75.0+ | 30.0- | | * | * | .0 | 120.0+ | 600.0+ | |
| ALDERSON PD | 82 | 1,388 | 12.96 | 18 | 5 | 27.77 | 0 | 0 | 1 | 1 | 9 | 7 | 0 |
| | 81 | 1,391 | 2.87 | 4 | 3 | 75.00 | 0 | 1 | 0 | 0 | 3 | 0 | 0 |
| | NUMERICAL CHANGE | 3- | 10.09+ | 14+ | 2+ | 47.23- | 0 | 1- | 1+ | 1+ | 6+ | 7+ | 0 |
| PERCENT CHANGE | | .2- | 351.6+ | 350.0+ | 66.7+ | 63.0- | | * | * | * | 200.0+ | * | |
| UNION PD | 82 | 734 | 2.72 | 2 | 2 | 100.00 | 0 | 0 | 0 | 0 | 2 | 0 | 0 |
| | 81 | 736 | 1.35 | 1 | 1 | 100.00 | 0 | 0 | 0 | 0 | 0 | 1 | 0 |
| | NUMERICAL CHANGE | 2- | 1.37+ | 1+ | 1+ | .00 | 0 | 0 | 0 | 0 | 2+ | 1- | 0 |
| PERCENT CHANGE | | .3- | 101.5+ | 100.0+ | 100.0+ | .0 | | | | | * | * | |
| PETERSTOWN PD | 82 | 646 | .00 | 0 | 0 | .00 | 0 | 0 | 0 | 0 | 0 | 0 | 0 |
| | 81 | 647 | 4.63 | 3 | 0 | .00 | 0 | 0 | 0 | 1 | 2 | 0 | 0 |
| | NUMERICAL CHANGE | 1- | 4.63- | 3- | 0 | .00 | 0 | 0 | 0 | 1- | 2- | 0 | 0 |
| PERCENT CHANGE | | .2- | .0 | * | | | | | | * | * | | |
| ***** | | | | | | | | | | | | | |
| MORGAN CTY TOTAL | 82 | 10,791 | 24.46 | 264 | 43 | 16.28 | 1 | 2 | 2 | 5 | 179 | 71 | 4 |
| | 81 | 10,808 | 25.25 | 273 | 68 | 24.90 | 0 | 2 | 2 | 2 | 170 | 87 | 10 |
| | NUMERICAL CHANGE | 17- | .79- | 9- | 25- | 8.62- | 1+ | 0 | 0 | 3+ | 9+ | 16- | 6- |
| PERCENT CHANGE | | .2- | 3.1- | 3.3- | 36.8- | 34.6- | * | .0 | .0 | 150.0+ | 5.3+ | 18.4- | 60.0- |
| ***** | | | | | | | | | | | | | |
| RURAL | 82 | 9,341 | 28.26 | 264 | 43 | 16.28 | 1 | 2 | 2 | 5 | 179 | 71 | 4 |
| | 81 | 9,356 | 28.00 | 262 | 66 | 25.19 | 0 | 2 | 2 | 1 | 162 | 85 | 10 |
| | NUMERICAL CHANGE | 15- | .26+ | 2+ | 23- | 8.91- | 1+ | 0 | 0 | 4+ | 17+ | 14- | 6- |
| PERCENT CHANGE | | .2- | .9+ | .8+ | 34.8- | 35.4- | * | .0 | .0 | 400.0+ | 10.5+ | 16.5- | 60.0- |
| SHERIFF | 82 | | | 139 | 7 | 5.03 | 0 | 0 | 0 | 0 | 103 | 36 | 0 |
| | 81 | | | 122 | 12 | 9.83 | 0 | 0 | 0 | 0 | 82 | 36 | 4 |
| | NUMERICAL CHANGE | | | 17+ | 5- | 4.80- | 0 | 0 | 0 | 0 | 21+ | 0 | 4- |
| PERCENT CHANGE | | | | 13.9+ | 41.7- | 48.8- | | | | | 25.6+ | .0 | * |

91

JAN THRU DEC 82-81

PAGE 31
WEST VIRGINIA U C R CRIME INDEX REPORT

| IDENTIFIER | POPULATION | CRIME RATE | TOTAL OFFEN | TOTAL CLEARED | PERCENT CLEARED | MURDER | RAPE | ROBBERY | FEL ASSLT | BREAK ENTER | LARCENY THEFT | M/V THEFT |
|------------------------|------------|------------|-------------|---------------|-----------------|--------|-------|---------|-----------|-------------|---------------|-----------|
| STATE POLICE 82 | | | 125 | 36 | 28.80 | 1 | 2 | 2 | 5 | 76 | 35 | 4 |
| 81 | | | 140 | 54 | 38.57 | 0 | 2 | 2 | 1 | 80 | 49 | 6 |
| NUMERICAL CHANGE | | | 15- | 18- | 9.77- | 1+ | 0 | 0 | 4+ | 4- | 14- | 2- |
| PERCENT CHANGE | | | 10.7- | 33.3- | 25.3- | * | .0 | .0 | 400.0+ | 5.0- | 28.6- | 33.3- |
| MUNICIPAL 82 | 1,450 | .00 | 0 | 0 | .00 | 0 | 0 | 0 | 0 | 0 | 0 | 0 |
| 81 | 1,452 | 7.57 | 11 | 2 | 18.18 | 0 | 0 | 0 | 1 | 8 | 2 | 0 |
| NUMERICAL CHANGE | 2- | 7.57- | 11- | 2- | 18.18- | 0 | 0 | 0 | 1- | 8- | 2- | 0 |
| PERCENT CHANGE | .1- | .0 | * | * | * | | | | * | * | * | |
| BERKELEY SPRINGS PD 82 | 800 | .00 | 0 | 0 | .00 | 0 | 0 | 0 | 0 | 0 | 0 | 0 |
| 81 | 801 | .00 | 0 | 0 | .00 | 0 | 0 | 0 | 0 | 0 | 0 | 0 |
| NUMERICAL CHANGE | 1- | .00 | 0 | 0 | .00 | 0 | 0 | 0 | 0 | 0 | 0 | 0 |
| PERCENT CHANGE | .1- | | | | | | | | | | | |
| PAW-PAW PD 82 | 650 | .00 | 0 | 0 | .00 | 0 | 0 | 0 | 0 | 0 | 0 | 0 |
| 81 | 651 | 16.89 | 11 | 2 | 18.18 | 0 | 0 | 0 | 1 | 8 | 2 | 0 |
| NUMERICAL CHANGE | 1- | 16.89- | 11- | 2- | 18.18- | 0 | 0 | 0 | 1- | 8- | 2- | 0 |
| PERCENT CHANGE | .2- | .0 | * | * | * | | | | * | * | * | |
| ***** | | | | | | | | | | | | |
| NICHOLAS CTY TOTAL 82 | 28,321 | 8.50 | 241 | 55 | 22.82 | 2 | 3 | 3 | 9 | 75 | 132 | 17 |
| 81 | 28,365 | 8.88 | 252 | 70 | 27.77 | 0 | 7 | 1 | 6 | 91 | 124 | 23 |
| NUMERICAL CHANGE | 44- | .38- | 11- | 15- | 4.95- | 2+ | 4- | 2+ | 3+ | 16- | 8+ | 6- |
| PERCENT CHANGE | .2- | 4.3- | 4.4- | 21.4- | 17.8- | * | 57.1- | 200.0+ | 50.0+ | 17.6- | 6.5+ | 26.1- |
| ***** | | | | | | | | | | | | |
| RURAL 82 | 21,736 | 8.37 | 182 | 33 | 18.13 | 2 | 2 | 2 | 6 | 60 | 95 | 15 |
| 81 | 21,771 | 6.84 | 149 | 45 | 30.20 | 0 | 7 | 0 | 4 | 65 | 59 | 14 |
| NUMERICAL CHANGE | 35- | 1.53+ | 33+ | 12- | 12.07- | 2+ | 5- | 2+ | 2+ | 5- | 36+ | 1+ |
| PERCENT CHANGE | .2- | 22.4+ | 22.1+ | 6.7- | 40.0- | * | 71.4- | * | 50.0+ | 7.7- | 61.0+ | 7.1+ |
| SHERIFF 82 | | | 92 | 6 | 6.52 | 0 | 2 | 0 | 2 | 35 | 49 | 4 |
| 81 | | | 60 | 6 | 10.00 | 0 | 0 | 0 | 0 | 28 | 30 | 2 |
| NUMERICAL CHANGE | | | 32- | 0 | 3.48- | 0 | 2+ | 0 | 2+ | 7+ | 19+ | 2+ |
| PERCENT CHANGE | | | 53.3- | .0 | 34.8- | | * | | * | 25.0+ | 63.3+ | 100.0+ |
| STATE POLICE 82 | | | 90 | 27 | 30.00 | 2 | 0 | 2 | 4 | 25 | 46 | 11 |
| 81 | | | 89 | 39 | 43.82 | 0 | 7 | 0 | 4 | 37 | 29 | 12 |
| NUMERICAL CHANGE | | | 1+ | 12- | 13.82- | 2+ | 7- | 2+ | 0 | 12- | 17+ | 1- |
| PERCENT CHANGE | | | 1.1+ | 30.8- | 31.5- | * | * | * | .0 | 32.4- | 58.6+ | 8.3- |
| MUNICIPAL 82 | 6,585 | 8.95 | 59 | 22 | 37.28 | 0 | 1 | 1 | 3 | 15 | 37 | 2 |
| 81 | 6,594 | 15.61 | 103 | 25 | 24.27 | 0 | 0 | 1 | 2 | 26 | 65 | 9 |
| NUMERICAL CHANGE | 9- | 6.66- | 44- | 3- | 13.01+ | 0 | 1+ | 0 | 1+ | 11- | 28- | 7- |
| PERCENT CHANGE | .1- | 42.7- | 42.7- | 12.0- | 53.6+ | | * | .0 | 50.0+ | 42.3- | 43.1- | 77.8- |
| RICHWOOD PD 82 | 3,584 | 1.67 | 6 | 3 | 50.00 | 0 | 1 | 1 | 0 | 0 | 4 | 0 |
| 81 | 3,589 | 2.22 | 8 | 7 | 87.50 | 0 | 0 | 1 | 0 | 4 | 1 | 2 |
| NUMERICAL CHANGE | 5- | .55- | 2- | 4- | 37.50- | 0 | 1+ | 0 | 0 | 4- | 3+ | 2- |
| PERCENT CHANGE | .1- | 24.8- | 25.0- | 57.1- | 42.9- | | * | .0 | | * | 300.0+ | * |

JAN THRU DEC 82-81

PAGE 32
WEST VIRGINIA U C R CRIME INDEX REPORT

| IDENTIFIER | | POPULATION | CRIME RATE | TOTAL OFFEN | TOTAL CLEARED | PERCENT CLEARED | MURDER | RAPE | ROBBERY | FEL ASSLT | BREAK ENTER | LARCENY THEFT | M/V THEFT |
|-----------------|------------------|------------|------------|-------------|---------------|-----------------|--------|-------|---------|-----------|-------------|---------------|-----------|
| SUMMERSVILLE PD | 82 | 3,001 | 17.66 | 53 | 19 | 35.84 | 0 | 0 | 0 | 3 | 15 | 33 | 2 |
| | 81 | 3,005 | 31.61 | 95 | 18 | 18.94 | 0 | 0 | 0 | 2 | 22 | 64 | 7 |
| | NUMERICAL CHANGE | | 4- | 13.95- | 42- | 1+ | 16.90+ | 0 | 0 | 1+ | 7- | 31- | 5- |
| | PERCENT CHANGE | | .1- | 44.1- | 44.2- | 5.6+ | 89.2+ | | | 50.0+ | 31.8- | 48.4- | 71.4- |
| ***** | | | | | | | | | | | | | |
| OHIO CTY | TOTAL | 82 | 62,012 | 28.04 | 1740 | 298 | 17.12 | 5 | 16 | 88 | 32 | 644 | 791 |
| | 81 | 62,107 | 28.09 | 1745 | 307 | 17.59 | 4 | 16 | 77 | 45 | 560 | 883 | 160 |
| | NUMERICAL CHANGE | | 95- | .05- | 5- | 9- | .47- | 1+ | 0 | 11+ | 13- | 84+ | 92- |
| | PERCENT CHANGE | | .2- | .2- | .3- | 2.9- | 2.7- | 25.0+ | .0 | 14.3+ | 28.9- | 15.0+ | 10.4- |
| ***** | | | | | | | | | | | | | |
| RURAL | 82 | 10,967 | 11.21 | 123 | 8 | 6.50 | 0 | 0 | 2 | 3 | 49 | 52 | 17 |
| | 81 | 10,995 | .00 | 0 | 0 | .00 | 0 | 0 | 0 | 0 | 0 | 0 | 0 |
| | NUMERICAL CHANGE | | 28- | 11.21+ | 123+ | 8+ | 6.50+ | 0 | 0 | 2+ | 3+ | 49+ | 52+ |
| | PERCENT CHANGE | | .3- | .0 | * | * | * | | | * | * | * | * |
| SHERIFF | 82 | | | 68 | 0 | .00 | 0 | 0 | 1 | 2 | 31 | 30 | 4 |
| | 81 | | | 82 | 6 | 7.31 | 0 | 1 | 3 | 1 | 47 | 23 | 7 |
| | NUMERICAL CHANGE | | | 14- | 6- | 7.31- | 0 | 1- | 2- | 1+ | 16- | 7+ | 3- |
| | PERCENT CHANGE | | | 17.1- | * | * | | * | 66.7- | 100.0+ | 34.0- | 30.4+ | 42.9- |
| STATE POLICE | 82 | | | 55 | 8 | 14.54 | 0 | 0 | 1 | 1 | 18 | 22 | 13 |
| | 81 | | | 84 | 16 | 19.04 | 1 | 2 | 4 | 7 | 27 | 33 | 10 |
| | NUMERICAL CHANGE | | | 29- | 8- | 4.50- | 1- | 2- | 3- | 6- | 9- | 11- | 3+ |
| | PERCENT CHANGE | | | 34.5- | 50.0- | 23.6- | * | * | 75.0- | 85.7- | 33.3- | 33.3- | 30.0+ |
| MUNICIPAL | 82 | 51,045 | 31.67 | 1617 | 290 | 17.93 | 5 | 16 | 86 | 29 | 595 | 739 | 147 |
| | 81 | 51,112 | 1.09 | 56 | 4 | 7.14 | 0 | 0 | 0 | 1 | 14 | 41 | 0 |
| | NUMERICAL CHANGE | | 67- | 30.58+ | 1561+ | 286+ | 10.79+ | 5+ | 16+ | 86+ | 28+ | 581+ | 698+ |
| | PERCENT CHANGE | | .1- | 2805.5+ | 2787.5+ | 7150.0+ | 151.1+ | * | * | * 2800.0+ | 4150.0+ | 1702.4+ | * |
| WHEELING PD | 82 | 43,330 | 36.26 | 1,172 | 286 | 18.19 | 5 | 14 | 85 | 28 | 591 | 702 | 147 |
| | 81 | 43,396 | 35.08 | 1,23 | 281 | 18.45 | 3 | 13 | 70 | 36 | 472 | 786 | 143 |
| | NUMERICAL CHANGE | | 66- | 1.18+ | 49+ | 5+ | .26- | 2+ | 1+ | 15+ | 8- | 119+ | 84- |
| | PERCENT CHANGE | | .2- | 3.4+ | .2+ | 1.8+ | 1.4- | 66.7+ | 7.7+ | 21.4+ | 22.2- | 25.2+ | 10.7- |
| TRIADELPHIA PD | 82 | 1,470 | .00 | 0 | 0 | .00 | 0 | 0 | 0 | 0 | 0 | 0 | 0 |
| | 81 | 1,472 | .00 | 0 | 0 | .00 | 0 | 0 | 0 | 0 | 0 | 0 | 0 |
| | NUMERICAL CHANGE | | 2- | 0 | 0 | .00 | 0 | 0 | 0 | 0 | 0 | 0 | 0 |
| | PERCENT CHANGE | | .1- | | | | | | | | | | |
| BETHLEHEM PD | 82 | 2,703 | 4.43 | 12 | 0 | .00 | 0 | 0 | 1 | 0 | 1 | 10 | 0 |
| | 81 | 2,707 | 7.38 | 20 | 0 | .00 | 0 | 0 | 0 | 0 | 10 | 10 | 0 |
| | NUMERICAL CHANGE | | 4- | 2.95- | 8- | 0 | .00 | 0 | 0 | 1+ | 0 | 9- | 0 |
| | PERCENT CHANGE | | .1- | 40.0- | 40.0- | | | | * | | 90.0- | .0 | |
| WEST LIBERTY PD | 82 | 752 | 3.98 | 3 | 0 | .00 | 0 | 0 | 0 | 0 | 1 | 2 | 0 |
| | 81 | 753 | 1.32 | 1 | 0 | .00 | 0 | 0 | 0 | 0 | 1 | 0 | 0 |
| | NUMERICAL CHANGE | | 1- | 2.66+ | 2+ | 0 | .00 | 0 | 0 | 0 | 0 | 2+ | 0 |
| | PERCENT CHANGE | | .1- | 201.5+ | 200.0+ | | | | | | .0 | * | |

PAGE 33
WEST VIRGINIA U C R CRIME INDEX REPORT

| IDENTIFIER | POPULATION | CRIME RATE | TOTAL OFFEN | TOTAL CLEARED | PERCENT CLEARED | MURDER | RAPE | ROBBERY | FEL ASLT | BREAK ENTER | LARCENY THEFT | M/V THEFT |
|-------------------------|------------------|------------|-------------|---------------|-----------------|---------|--------|---------|----------|-------------|---------------|-----------|
| VALLEY GROVE PD | 82 | 605 | 1.65 | 1 | 1 | 100.00 | 0 | 0 | 0 | 0 | 0 | 0 |
| | 81 | 606 | .00 | 0 | 0 | .00 | 0 | 0 | 0 | 1 | 0 | 0 |
| | NUMERICAL CHANGE | 1- | 1.65+ | 1+ | 1+ | 100.00+ | 0 | 0 | 0 | 0 | 0 | 0 |
| | PERCENT CHANGE | .2- | .0 | * | * | * | 0 | 0 | 0 | 1+ | 0 | 0 |
| WEST LIBERTY ST COL SEC | 82 | 1,430 | 20.27 | 29 | 3 | 10.34 | 0 | 2 | 0 | 1 | 25 | 0 |
| | 81 | 1,430 | 24.47 | 35 | 4 | 11.42 | 0 | 0 | 1 | 3 | 31 | 0 |
| | NUMERICAL CHANGE | 0 | 4.20- | 6- | 1- | 1.08- | 0 | 2+ | 0 | 2- | 6- | 0 |
| | PERCENT CHANGE | .0 | 17.2- | 17.1- | 25.0- | 9.5- | * | * | .0 | 66.7- | 19.4- | 0 |
| CLEARVIEW PD | 82 | 755 | .00 | 0 | 0 | .00 | 0 | 0 | 0 | 0 | 0 | 0 |
| | 81 | 748 | .00 | 0 | 0 | .00 | 0 | 0 | 0 | 0 | 0 | 0 |
| | NUMERICAL CHANGE | 7+ | .00 | 0 | 0 | .00 | 0 | 0 | 0 | 0 | 0 | 0 |
| | PERCENT CHANGE | .9+ | | | | | 0 | 0 | 0 | 0 | 0 | 0 |
| PENDLETON CTY TOTAL | 82 | 8,006 | 8.99 | 72 | 22 | 30.55 | 0 | 2 | 0 | 2 | 27 | 36 |
| | 81 | 8,018 | 9.47 | 76 | 32 | 42.10 | 0 | 1 | 2 | 5 | 30 | 31 |
| | NUMERICAL CHANGE | 12- | .48- | 4- | 10- | 11.55- | 0 | 1+ | 2- | 3- | 3- | 5+ |
| | PERCENT CHANGE | .1- | 5.1- | 5.3- | 31.3- | 27.4- | 100.0+ | * | 60.0- | 10.0- | 16.1+ | 28.6- |
| RURAL | 82 | 7,209 | 9.98 | 72 | 22 | 30.55 | 0 | 2 | 0 | 2 | 27 | 36 |
| | 81 | 7,220 | 10.52 | 76 | 32 | 42.10 | 0 | 1 | 2 | 5 | 30 | 31 |
| | NUMERICAL CHANGE | 11- | .54- | 4- | 10- | 11.55- | 0 | 1+ | 2- | 3- | 3- | 5+ |
| | PERCENT CHANGE | .2- | 5.1- | 5.3- | 31.3- | 27.4- | 100.0+ | * | 60.0- | 10.0- | 16.1+ | 28.6- |
| SHERIFF | 82 | | | 1 | 1 | 100.00 | 0 | 0 | 0 | 1 | 0 | 0 |
| | 81 | | | 5 | 1 | 20.00 | 0 | 0 | 0 | 3 | 0 | 1 |
| | NUMERICAL CHANGE | | | 4- | 0 | 80.00+ | 0 | 0 | 0 | 2- | 0 | 1- |
| | PERCENT CHANGE | | | 1.0- | .0 | 400.0+ | | | 66.7- | | * | * |
| STATE POLICE | 82 | | | 71 | 21 | 29.57 | 0 | 2 | 0 | 1 | 27 | 36 |
| | 81 | | | 71 | 31 | 43.66 | 0 | 1 | 2 | 2 | 30 | 30 |
| | NUMERICAL CHANGE | | | 0 | 10- | 14.09- | 0 | 1+ | 2- | 1- | 3- | 6+ |
| | PERCENT CHANGE | | | .0 | 32.3- | 32.3- | 100.0+ | * | 50.0- | 10.0- | 20.0+ | 16.7- |
| MUNICIPAL | 82 | 797 | .00 | 0 | 0 | .00 | 0 | 0 | 0 | 0 | 0 | 0 |
| | 81 | 798 | .00 | 0 | 0 | .00 | 0 | 0 | 0 | 0 | 0 | 0 |
| | NUMERICAL CHANGE | 1- | .00 | 0 | 0 | .00 | 0 | 0 | 0 | 0 | 0 | 0 |
| | PERCENT CHANGE | .1- | | | | | 0 | 0 | 0 | 0 | 0 | 0 |
| FRANKLIN PD | 82 | 797 | .00 | 0 | 0 | .00 | 0 | 0 | 0 | 0 | 0 | 0 |
| | 81 | 798 | .00 | 0 | 0 | .00 | 0 | 0 | 0 | 0 | 0 | 0 |
| | NUMERICAL CHANGE | 1- | .00 | 0 | 0 | .00 | 0 | 0 | 0 | 0 | 0 | 0 |
| | PERCENT CHANGE | .1- | | | | | 0 | 0 | 0 | 0 | 0 | 0 |
| PLEASANTS CTY TOTAL | 82 | 8,319 | 15.50 | 129 | 20 | 15.50 | 0 | 0 | 0 | 12 | 44 | 65 |
| | 81 | 8,331 | 15.12 | 126 | 18 | 14.23 | 0 | 0 | 1 | 10 | 34 | 70 |
| | NUMERICAL CHANGE | 12- | .38+ | 3+ | 2+ | 1.22+ | 0 | 0 | 1- | 2+ | 10+ | 5- |
| | PERCENT CHANGE | .1- | 2.5+ | 2.4+ | 11.1+ | 8.5+ | | | * | 20.0+ | 29.4+ | 7.1- |

JAN THRU DEC 82-81

PAGE 34
WEST VIRGINIA U C R CRIME INDEX REPORT

| IDENTIFIER | POPULATION | CRIME RATE | TOTAL OFFEN | TOTAL CLEARED | PERCENT CLEARED | MURDER | RAPE | ROBBERY | FEL ASSLT | BREAK ENTER | LARCENY THEFT | M/V THEFT |
|-------------------------|------------|------------|-------------|---------------|-----------------|--------|-------|---------|-----------|-------------|---------------|-----------|
| RURAL 82 | 6,083 | 10.19 | 62 | 7 | 11.29 | 0 | 0 | 0 | 1 | 32 | 24 | 5 |
| 81 | 6,092 | 10.34 | 63 | 11 | 17.46 | 0 | 0 | 0 | 2 | 24 | 33 | 4 |
| NUMERICAL CHANGE | 9- | .15- | 1- | 4- | 6.17- | 0 | 0 | 0 | 1- | 8+ | 9- | 1+ |
| PERCENT CHANGE | .1- | 1.5- | 1.6- | 36.4- | 35.3- | | | | 50.0- | 33.3+ | 27.3- | 25.0+ |
| SHERIFF 82 | | | 45 | 4 | 8.88 | 0 | 0 | 0 | 1 | 24 | 18 | 2 |
| 81 | | | 45 | 3 | 6.66 | 0 | 0 | 0 | 2 | 11 | 31 | 1 |
| NUMERICAL CHANGE | | | 0 | 1+ | 2.22+ | 0 | 0 | 0 | 1- | 13+ | 13- | 1+ |
| PERCENT CHANGE | | | .0 | 33.3+ | 33.3+ | | | | 50.0- | 118.2+ | 41.9- | 100.0+ |
| STATE POLICE 82 | | | 17 | 3 | 17.64 | 0 | 0 | 0 | 0 | 8 | 6 | 3 |
| 81 | | | 18 | 8 | 44.44 | 0 | 0 | 0 | 0 | 13 | 2 | 3 |
| NUMERICAL CHANGE | | | 1- | 5- | 26.80- | 0 | 0 | 0 | 0 | 5- | 4+ | 0 |
| PERCENT CHANGE | | | 5.6- | 62.5- | 60.3- | | | | | 38.5- | 200.0+ | .0 |
| MUNICIPAL 82 | 2,236 | 29.96 | 67 | 13 | 19.40 | 0 | 0 | 0 | 11 | 12 | 41 | 3 |
| 81 | 2,239 | 28.13 | 63 | 7 | 11.11 | 0 | 0 | 1 | 8 | 10 | 37 | 7 |
| NUMERICAL CHANGE | 3- | 1.83+ | 4+ | 6+ | 8.29+ | 0 | 0 | 1- | 3+ | 2+ | 4+ | 4- |
| PERCENT CHANGE | .1- | 6.5+ | 6.3+ | 85.7+ | 74.6+ | | | * | 37.5+ | 20.0+ | 10.8+ | 57.1- |
| ST MARYS PD 82 | 2,236 | 29.96 | 67 | 13 | 19.40 | 0 | 0 | 0 | 11 | 12 | 41 | 3 |
| 81 | 2,239 | 28.13 | 63 | 7 | 11.11 | 0 | 0 | 1 | 8 | 10 | 37 | 7 |
| NUMERICAL CHANGE | 3- | 1.83+ | 4+ | 6+ | 8.29+ | 0 | 0 | 1- | 3+ | 2+ | 4+ | 4- |
| PERCENT CHANGE | .1- | 6.5+ | 6.3+ | 85.7+ | 74.6+ | | | * | 37.5+ | 20.0+ | 10.8+ | 57.1- |
| ***** | | | | | | | | | | | | |
| POCAHONTAS CTY TOTAL 82 | 10,019 | 6.38 | 64 | 15 | 23.43 | 4 | 1 | 0 | 0 | 24 | 31 | 4 |
| 81 | 10,034 | 9.26 | 93 | 18 | 19.35 | 1 | 5 | 0 | 7 | 45 | 26 | 9 |
| NUMERICAL CHANGE | 15- | 2.88- | 29- | 3- | 4.08+ | 3+ | 4- | 0 | 7- | 21- | 5+ | 5- |
| PERCENT CHANGE | .1- | 31.1- | 31.2- | 16.7- | 21.1+ | 300.0+ | 80.0- | | * | 46.7- | 19.2+ | 55.6- |
| ***** | | | | | | | | | | | | |
| RURAL 82 | 8,644 | 7.17 | 12 | 13 | 20.96 | 4 | 1 | 0 | 0 | 23 | 30 | 4 |
| 81 | 8,657 | 3.46 | 10 | 10 | 33.33 | 1 | 4 | 0 | 3 | 9 | 8 | 5 |
| NUMERICAL CHANGE | 13- | 3.71+ | 2+ | 3+ | 12.37- | 3+ | 3- | 0 | 3- | 14+ | 22+ | 1- |
| PERCENT CHANGE | .2- | 107.2+ | 106.7+ | 30.0+ | 37.1- | 300.0+ | 75.0- | | * | 155.6+ | 275.0+ | 20.0- |
| SHERIFF 82 | | | 18 | 4 | 14.28 | 0 | 0 | 0 | 0 | 14 | 11 | 3 |
| 81 | | | 10 | 8 | 13.33 | 0 | 1 | 0 | 4 | 33 | 18 | 4 |
| NUMERICAL CHANGE | | | 8 | 4- | .95+ | 0 | 1- | 0 | 4- | 19- | 7- | 1- |
| PERCENT CHANGE | | | 55.3- | 50.0- | 7.1+ | | * | | * | 57.6- | 38.9- | 25.0- |
| STATE POLICE 82 | | | 34 | 9 | 26.47 | 4 | 1 | 0 | 0 | 9 | 19 | 1 |
| 81 | | | 30 | 10 | 33.33 | 1 | 4 | 0 | 3 | 9 | 8 | 5 |
| NUMERICAL CHANGE | | | 4+ | 1- | 6.86- | 3+ | 3- | 0 | 3- | 0 | 11+ | 4- |
| PERCENT CHANGE | | | 13.3+ | 10.0- | 20.6- | 300.0+ | 75.0- | | * | .0 | 137.5+ | 80.0- |
| MUNICIPAL 82 | 1,375 | 1.45 | 2 | 2 | 100.00 | 0 | 0 | 0 | 0 | 1 | 1 | 0 |
| 81 | 0 | .00 | 0 | 0 | .00 | 0 | 0 | 0 | 0 | 0 | 0 | 0 |
| NUMERICAL CHANGE | 1,375+ | 1.45+ | 2+ | 2+ | 100.00+ | 0 | 0 | 0 | 0 | 1+ | 1+ | 0 |
| PERCENT CHANGE | .0 | .0 | * | * | * | | | | | * | * | |

95

JAN THRU DEC 82-81

PAGE 35
WEST VIRGINIA U C R CRIME INDEX REPORT

| IDENTIFIER | | POPULATION | CRIME RATE | TOTAL OFFEN | TOTAL CLEARED | PERCENT CLEARED | MURDER | RAPE | ROBBERY | FEL ASSLT | BREAK ENTER | LARCENY THEFT | M/V THEFT |
|---------------|------------------|------------|---------------|----------------|------------------|--------------------|--------|--------|---------|--------------|----------------|------------------|--------------|
| MARLINTON PD | 82 | 1,375 | 1.45 | 2 | 2 | 100.00 | 0 | 0 | 0 | 0 | 1 | 1 | 0 |
| | 81 | 1,377 | 2.17 | 3 | 0 | .00 | 0 | 0 | 0 | 0 | 3 | 0 | 0 |
| | NUMERICAL CHANGE | 2- | .72- | 1- | 2+ | 100.00+ | 0 | 0 | 0 | 0 | 2- | 1+ | 0 |
| | PERCENT CHANGE | .1- | 33.2- | 33.3- | * | * | | | | | 66.7- | * | |
| ***** | | | | | | | | | | | | | |
| PRESTON CTY | TOTAL | 82 | 30,740 | 11.93 | 367 | 98 | 26.70 | 0 | 4 | 2 | 18 | 111 | 211 |
| | 81 | 30,787 | 13.64 | 420 | 100 | 23.80 | 1 | 1 | 0 | 26 | 138 | 224 | 30 |
| | NUMERICAL CHANGE | 47- | 1.71- | 53- | 2- | 2.90+ | 1- | 3+ | 2+ | 8- | 27- | 13- | 9- |
| | PERCENT CHANGE | .2- | 12.5- | 12.6- | 2.0- | 12.2+ | * | 300.0+ | * | 30.8- | 19.6- | 5.8- | 30.0- |
| ***** | | | | | | | | | | | | | |
| RURAL | 82 | 22,916 | 12.43 | 285 | 73 | 25.61 | 0 | 4 | 2 | 14 | 95 | 154 | 16 |
| | 81 | 22,950 | 13.89 | 319 | 74 | 23.19 | 1 | 1 | 0 | 20 | 114 | 154 | 29 |
| | NUMERICAL CHANGE | 34- | 1.46- | 34- | 1- | 2.42+ | 1- | 3+ | 2+ | 6- | 19- | 0 | 13- |
| | PERCENT CHANGE | .1- | 10.5- | 10.7- | 1.4- | 10.4+ | * | 300.0+ | * | 30.0- | 16.7- | .0 | 44.8- |
| SHERIFF | 82 | | | 243 | 56 | 23.04 | 0 | 4 | 2 | 1 | 88 | 136 | 12 |
| | 81 | | | 254 | 55 | 21.65 | 0 | 1 | 0 | 6 | 87 | 139 | 20 |
| | NUMERICAL CHANGE | | | 11- | 1+ | 1.39+ | 1- | 3+ | 2+ | 5- | 1+ | 3- | 8- |
| | PERCENT CHANGE | | | 4.3- | 1.8+ | 6.4+ | * | 300.0+ | * | 83.3- | 1.1+ | 2.2- | 40.0- |
| STATE POLICE | 82 | | | 42 | 17 | 40.47 | 0 | 0 | 0 | 13 | 7 | 18 | 4 |
| | 81 | | | 65 | 19 | 29.23 | 0 | 0 | 0 | 14 | 27 | 15 | 9 |
| | NUMERICAL CHANGE | | | 23- | 2- | 11.24+ | 0 | 0 | 0 | 1- | 20- | 3+ | 5- |
| | PERCENT CHANGE | | | 35.4- | 10.5- | 38.5+ | | | | 7.1- | 74.1- | 20.0+ | 55.6- |
| MUNICIPAL | 82 | 7,824 | 10.48 | 82 | 25 | 30.48 | 0 | 0 | 0 | 4 | 16 | 57 | 5 |
| | 81 | 7,837 | 12.88 | 101 | 26 | 25.74 | 0 | 0 | 0 | 6 | 24 | 70 | 1 |
| | NUMERICAL CHANGE | 13- | 2.40 | 19- | 1- | 4.74+ | 0 | 0 | 0 | 2- | 8- | 13- | 4+ |
| | PERCENT CHANGE | .2- | 18.6- | 18.8- | 3.8- | 18.4+ | | | | 33.3- | 33.3- | 18.6- | 400.0+ |
| KINGWOOD PD | 82 | 2,884 | 27.04 | 78 | 24 | 30.76 | 0 | 0 | 0 | 3 | 15 | 56 | 4 |
| | 81 | 2,890 | 28.37 | 82 | 15 | 18.29 | 0 | 0 | 0 | 4 | 22 | 55 | 1 |
| | NUMERICAL CHANGE | 6- | 1.33 | 4- | 9+ | 12.47+ | 0 | 0 | 0 | 1- | 7- | 1+ | 3+ |
| | PERCENT CHANGE | .2- | 4.7- | 4.9- | 60.0+ | 68.2+ | | | | 25.0- | 31.8- | 1.8+ | 300.0+ |
| TERRA ALTA PD | 82 | 1,954 | 28.04 | 4 | 1 | 25.00 | 0 | 0 | 0 | 1 | 1 | 1 | 1 |
| | 81 | 1,957 | 58.82 | 17 | 10 | 58.82 | 0 | 0 | 0 | 2 | 0 | 15 | 0 |
| | NUMERICAL CHANGE | 3- | 6.78 | 13- | 9- | 33.82- | 0 | 0 | 0 | 1- | 1+ | 14- | 1+ |
| | PERCENT CHANGE | .2- | 76.5- | 76.5- | 90.0- | 57.5- | | | | 50.0- | * | 93.3- | * |
| ROWLESBURG PD | 82 | 990 | .00 | 0 | 0 | .00 | 0 | 0 | 0 | 0 | 0 | 0 | 0 |
| | 81 | 991 | .00 | 0 | 0 | .00 | 0 | 0 | 0 | 0 | 0 | 0 | 0 |
| | NUMERICAL CHANGE | 1- | .00 | 0 | 0 | .00 | 0 | 0 | 0 | 0 | 0 | 0 | 0 |
| | PERCENT CHANGE | .1- | | | | | | | | | | | |
| MASONTOWN PD | 82 | 1,071 | .00 | 0 | 0 | .00 | 0 | 0 | 0 | 0 | 0 | 0 | 0 |
| | 81 | 1,073 | 1.86 | 2 | 1 | 50.00 | 0 | 0 | 0 | 0 | 2 | 0 | 0 |
| | NUMERICAL CHANGE | 2- | 1.86- | 2- | 1- | 50.00- | 0 | 0 | 0 | 0 | 2- | 0 | 0 |
| | PERCENT CHANGE | .2- | .0 | * | * | * | | | | | * | | |

96

JAN THRU DEC 82-81

PAGE 36
WEST VIRGINIA U C R CRIME INDEX REPORT

| IDENTIFIER | | POPULATION | CRIME RATE | TOTAL OFFEN | TOTAL CLEARED | PERCENT CLEARED | MURDER | RAPE | ROBBERY | FEL ASSLT | BREAK ENTER | LARCENY THEFT | M/V THEFT |
|------------------|------------------|------------|------------|-------------|---------------|-----------------|--------|--------|---------|-----------|-------------|---------------|-----------|
| NEWBURG PD | 82 | 421 | .00 | 0 | 0 | .00 | 0 | 0 | 0 | 0 | 0 | 0 | 0 |
| | 81 | 421 | .00 | 0 | 0 | .00 | 0 | 0 | 0 | 0 | 0 | 0 | 0 |
| | NUMERICAL CHANGE | 0 | .00 | 0 | 0 | .00 | 0 | 0 | 0 | 0 | 0 | 0 | 0 |
| | PERCENT CHANGE | .0 | | | | | | | | | | | |
| TUNNELTON PD | 82 | 504 | .00 | 0 | 0 | .00 | 0 | 0 | 0 | 0 | 0 | 0 | 0 |
| | 81 | 505 | .00 | 0 | 0 | .00 | 0 | 0 | 0 | 0 | 0 | 0 | 0 |
| | NUMERICAL CHANGE | 1- | .00 | 0 | 0 | .00 | 0 | 0 | 0 | 0 | 0 | 0 | 0 |
| | PERCENT CHANGE | .2- | | | | | | | | | | | |
| ***** | | | | | | | | | | | | | |
| PUTNAM CTY TOTAL | 82 | 35,797 | 14.27 | 511 | 133 | 26.02 | 2 | 3 | 7 | 9 | 167 | 276 | 47 |
| | 81 | 35,852 | 18.99 | 681 | 141 | 20.70 | 2 | 1 | 9 | 25 | 226 | 361 | 57 |
| | NUMERICAL CHANGE | 55- | 4.72- | 170- | 8- | 5.32+ | 0 | 2+ | 2- | 16- | 59- | 85- | 10- |
| | PERCENT CHANGE | .2- | 24.9- | 25.0- | 5.7- | 25.7+ | .0 | 200.0+ | 22.2- | 64.0- | 26.1- | 23.5- | 17.5- |
| ***** | | | | | | | | | | | | | |
| RURAL | 82 | 29,166 | 15.90 | 464 | 112 | 24.13 | 2 | 3 | 7 | 9 | 154 | 245 | 44 |
| | 81 | 29,211 | 21.18 | 619 | 117 | 18.90 | 2 | 1 | 8 | 18 | 211 | 322 | 57 |
| | NUMERICAL CHANGE | 45- | 5.28- | 155- | 5- | 5.23+ | 0 | 2+ | 1- | 9- | 57- | 77- | 13- |
| | PERCENT CHANGE | .2- | 24.9- | 25.0- | 4.3- | 27.7+ | .0 | 200.0+ | 12.5- | 50.0- | 27.0- | 23.9- | 22.8- |
| SHERIFF | 82 | | | 391 | 95 | 24.29 | 2 | 3 | 5 | 9 | 121 | 216 | 35 |
| | 81 | | | 504 | 92 | 18.25 | 2 | 1 | 7 | 16 | 151 | 281 | 46 |
| | NUMERICAL CHANGE | | | 113- | 3+ | 6.04+ | 0 | 2+ | 2- | 7- | 30- | 65- | 11- |
| | PERCENT CHANGE | | | 22.4- | 3.3+ | 33.1+ | .0 | 200.0+ | 28.6- | 43.8- | 19.9- | 23.1- | 23.9- |
| STATE POLICE | 82 | | | 73 | 17 | 23.28 | 0 | 0 | 2 | 0 | 33 | 29 | 9 |
| | 81 | | | 115 | 25 | 21.73 | 0 | 0 | 1 | 2 | 60 | 41 | 11 |
| | NUMERICAL CHANGE | | | 42- | 8- | 1.55+ | 0 | 0 | 1+ | 2- | 27- | 12- | 2- |
| | PERCENT CHANGE | | | 36.5- | 32.0- | 7.1+ | | | 100.0+ | * | 45.0- | 29.3- | 18.2- |
| MUNICIPAL | 82 | 6,631 | 7.08 | 47 | 21 | 44.68 | 0 | 0 | 0 | 0 | 13 | 31 | 3 |
| | 81 | 6,641 | 9.33 | 62 | 24 | 38.70 | 0 | 0 | 1 | 7 | 15 | 39 | 0 |
| | NUMERICAL CHANGE | 10- | 2.25- | 15- | 3- | 5.98+ | 0 | 0 | 1- | 7- | 2- | 8- | 3+ |
| | PERCENT CHANGE | .2- | 24.1- | 24.2- | 12.5- | 15.5+ | | | * | * | 13.3- | 20.5- | * |
| HURRICANE PD | 82 | 3,687 | 12.20 | 45 | 21 | 46.66 | 0 | 0 | 0 | 0 | 11 | 31 | 3 |
| | 81 | 3,692 | 16.52 | 61 | 24 | 39.34 | 0 | 0 | 1 | 7 | 14 | 39 | 0 |
| | NUMERICAL CHANGE | 5- | 4.32- | 16- | 3- | 7.32+ | 0 | 0 | 1- | 7- | 3- | 8- | 3+ |
| | PERCENT CHANGE | .1- | 26.2- | 26.2- | 12.5- | 18.6+ | | | * | * | 21.4- | 20.5- | * |
| ELEANOR PD | 82 | 1,278 | 1.56 | 2 | 0 | .00 | 0 | 0 | 0 | 0 | 2 | 0 | 0 |
| | 81 | 1,280 | .78 | 1 | 0 | .00 | 0 | 0 | 0 | 0 | 1 | 0 | 0 |
| | NUMERICAL CHANGE | 2- | .78+ | 1+ | 0 | .00 | 0 | 0 | 0 | 0 | 1+ | 0 | 0 |
| | PERCENT CHANGE | .2- | 100.0+ | 100.0+ | | | | | | | 100.0+ | | |
| POCA PD | 82 | 1,125 | .00 | 0 | 0 | .00 | 0 | 0 | 0 | 0 | 0 | 0 | 0 |
| | 81 | 1,127 | .00 | 0 | 0 | .00 | 0 | 0 | 0 | 0 | 0 | 0 | 0 |
| | NUMERICAL CHANGE | 2- | .00 | 0 | 0 | .00 | 0 | 0 | 0 | 0 | 0 | 0 | 0 |
| | PERCENT CHANGE | .2- | | | | | | | | | | | |

97

JAN THRU DEC 82-81

PAGE 37
WEST VIRGINIA U C R CRIME INDEX REPORT

| IDENTIFIER | | POPULATION | CRIME RATE | TOTAL OFFEN | TOTAL CLEARED | PERCENT CLEARED | MURDER | RAPE | ROBBERY | FEL ASSLT | BREAK ENTER | LARCENY THEFT | M/V THEFT | |
|--------------|------------------|------------|------------|-------------|---------------|-----------------|--------|--------|---------|-----------|-------------|---------------|-----------|-----|
| BANCROFT PD | 82 | 541 | .00 | 0 | 0 | .00 | 0 | 0 | 0 | 0 | 0 | 0 | 0 | |
| | 81 | 542 | .00 | 0 | 0 | .00 | 0 | 0 | 0 | 0 | 0 | 0 | 0 | |
| | NUMERICAL CHANGE | 1- | .00 | 0 | 0 | .00 | 0 | 0 | 0 | 0 | 0 | 0 | 0 | |
| | PERCENT CHANGE | .2- | | | | | | | | | | | | |
| ***** | | | | | | | | | | | | | | |
| RALEIGH CTY | TOTAL | 82 | 86,665 | 24.21 | 2100 | 719 | 34.23 | 9 | 10 | 32 | 56 | 482 | 1389 | 122 |
| | 81 | 86,798 | 22.17 | 1925 | 723 | 37.55 | 13 | 11 | 41 | 87 | 459 | 1229 | 85 | |
| | NUMERICAL CHANGE | 133- | 2.04+ | 175+ | 4- | 3.32- | 4- | 1- | 9- | 31- | 23+ | 160+ | 37+ | |
| | PERCENT CHANGE | .2- | 9.2+ | 9.1+ | .6- | 8.8- | 30.8- | 9.1- | 22.0- | 35.6- | 5.0+ | 13.0+ | 43.5+ | |
| ***** | | | | | | | | | | | | | | |
| RURAL | 82 | 62,171 | 11.38 | 708 | 115 | 16.24 | 6 | 10 | 13 | 9 | 295 | 306 | 69 | |
| | 81 | 61,420 | 8.31 | 511 | 87 | 17.02 | 10 | 6 | 7 | 9 | 220 | 214 | 45 | |
| | NUMERICAL CHANGE | 751+ | 3.07+ | 197+ | 28+ | .78- | 4- | 4+ | 6+ | 0 | 75+ | 92+ | 24+ | |
| | PERCENT CHANGE | 1.2+ | 36.9+ | 38.6+ | 32.2+ | 4.6- | 40.0- | 66.7+ | 85.7+ | .0 | 34.1+ | 43.0+ | 53.3+ | |
| SHERIFF | 82 | | | 331 | 22 | 6.34 | 2 | 6 | 8 | 6 | 151 | 140 | 18 | |
| | 81 | | | 147 | 29 | 19.72 | 4 | 3 | 4 | 5 | 59 | 64 | 8 | |
| | NUMERICAL CHANGE | | | 184+ | 7- | 13.08- | 2- | 3+ | 4+ | 1+ | 92+ | 76+ | 10+ | |
| | PERCENT CHANGE | | | 125.2+ | 24.1- | 56.3- | 50.0- | 100.0+ | 100.0+ | 20.0+ | 155.9+ | 118.8+ | 125.0+ | |
| STATE POLICE | 82 | | | 377 | 93 | 24.66 | 4 | 4 | 5 | 3 | 144 | 166 | 51 | |
| | 81 | | | 364 | 58 | 15.93 | 6 | 3 | 3 | 4 | 161 | 150 | 37 | |
| | NUMERICAL CHANGE | | | 13+ | 35+ | 8.73+ | 2- | 1+ | 2+ | 1- | 17- | 16+ | 14+ | |
| | PERCENT CHANGE | | | 3.6+ | 60.3+ | 54.8+ | 33.3- | 33.3+ | 66.7+ | 25.0- | 10.6- | 10.7+ | 37.8+ | |
| MUNICIPAL | 82 | 24,494 | 56.82 | 1392 | 604 | 43.39 | 3 | 0 | 19 | 47 | 187 | 1083 | 53 | |
| | 81 | 25,378 | 55.71 | 1414 | 636 | 44.97 | 3 | 5 | 34 | 78 | 239 | 1015 | 40 | |
| | NUMERICAL CHANGE | 884- | 1.11+ | 22- | 32- | 1.58- | 0 | 5- | 15- | 31- | 52- | 68+ | 13+ | |
| | PERCENT CHANGE | 3.5- | 2.0+ | 1.6- | 5.0- | 3.5- | .0 | * | 44.1- | 39.7- | 21.8- | 6.7+ | 32.5+ | |
| BECKLEY PD | 82 | 20,518 | 65.05 | 1335 | 588 | 44.04 | 3 | 0 | 18 | 41 | 164 | 1059 | 50 | |
| | 81 | 21,260 | 64.71 | 1376 | 630 | 45.78 | 3 | 5 | 34 | 69 | 224 | 1003 | 38 | |
| | NUMERICAL CHANGE | 742- | .34+ | 41- | 42- | 1.74- | 0 | 5- | 16- | 28- | 60- | 56+ | 12+ | |
| | PERCENT CHANGE | 3.5- | .5+ | 3.0- | 6.7- | 3.8- | .0 | * | 47.1- | 40.6- | 26.8- | 5.6+ | 31.6+ | |
| LESTER PD | 82 | 632 | 22.15 | 14 | 4 | 28.57 | 0 | 0 | 1 | 0 | 3 | 10 | 0 | |
| | 81 | 654 | .00 | 0 | 0 | .00 | 0 | 0 | 0 | 0 | 0 | 0 | 0 | |
| | NUMERICAL CHANGE | 22- | 22.15+ | 14+ | 4+ | 28.57+ | 0 | 0 | 1+ | 0 | 3+ | 10+ | 0 | |
| | PERCENT CHANGE | 3.4- | .0 | * | * | * | | | * | | * | * | | |
| MABSCOTT PD | 82 | 1,678 | 11.32 | 19 | 5 | 26.31 | 0 | 0 | 0 | 1 | 7 | 10 | 1 | |
| | 81 | 1,738 | 6.32 | 11 | 0 | .00 | 0 | 0 | 0 | 0 | 7 | 4 | 0 | |
| | NUMERICAL CHANGE | 60- | 5.00+ | 8+ | 5+ | 26.31+ | 0 | 0 | 0 | 1+ | 0 | 6+ | 1+ | |
| | PERCENT CHANGE | 3.5- | 79.1+ | 72.7+ | * | * | | | | * | .0 | 150.0+ | * | |
| SOPHIA PD | 82 | 1,204 | 14.11 | 17 | 5 | 29.41 | 0 | 0 | 0 | 4 | 7 | 4 | 2 | |
| | 81 | 1,247 | 20.84 | 26 | 5 | 19.23 | 0 | 0 | 0 | 9 | 8 | 8 | 1 | |
| | NUMERICAL CHANGE | 43- | 6.73- | 9- | 0 | 10.18+ | 0 | 0 | 0 | 5- | 1- | 4- | 1+ | |
| | PERCENT CHANGE | 3.4- | 32.3- | 34.6- | .0 | 52.9+ | | | | 55.6- | 12.5- | 50.0- | 100.0+ | |

JAN THRU DEC 82-81

PAGE 38
WEST VIRGINIA U C R CRIME INDEX REPORT

| IDENTIFIER | POPULATION | CRIME RATE | TOTAL OFFEN | TOTAL CLEARED | PERCENT CLEARED | MURDER | RAPE | ROBBERY | FEL ASSLT | BREAK ENTER | LARCENY THEFT | M/V THEFT |
|--------------------|------------------|------------|-------------|---------------|-----------------|--------|------|---------|-----------|-------------|---------------|-----------|
| RHODELL PD | 82 | 462 | 15.15 | 7 | 2 | 28.57 | 0 | 0 | 0 | 1 | 6 | 0 |
| | 81 | 479 | 2.08 | 1 | 1 | 100.00 | 0 | 0 | 0 | 0 | 0 | 1 |
| | NUMERICAL CHANGE | 17- | 13.07+ | 6+ | 1+ | 71.43- | 0 | 0 | 0 | 1+ | 6+ | 0 |
| | PERCENT CHANGE | 3.5- | 628.4+ | 600.0+ | 100.0+ | 71.4- | * | * | * | * | * | 1- |
| ***** | | | | | | | | | | | | |
| RANDOLPH CTY TOTAL | 82 | 29,041 | 14.04 | 408 | 184 | 45.09 | 0 | 2 | 6 | 21 | 105 | 248 |
| | 81 | 29,085 | 17.49 | 509 | 253 | 49.70 | 6 | 4 | 4 | 17 | 162 | 289 |
| | NUMERICAL CHANGE | 44- | 3.45- | 101- | 69- | 4.61- | 6- | 2- | 2+ | 4+ | 57- | 41- |
| | PERCENT CHANGE | .2- | 19.7- | 19.8- | 27.3- | 9.3- | * | 50.0- | 50.0+ | 23.5+ | 35.2- | 14.2- |
| ***** | | | | | | | | | | | | |
| RURAL | 82 | 19,608 | 5.96 | 117 | 38 | 32.47 | 0 | 2 | 2 | 11 | 39 | 53 |
| | 81 | 19,637 | 8.19 | 161 | 90 | 55.90 | 6 | 4 | 1 | 4 | 58 | 76 |
| | NUMERICAL CHANGE | 29- | 2.23- | 44- | 52- | 23.43- | 6- | 2- | 1+ | 7+ | 19- | 23- |
| | PERCENT CHANGE | .1- | 27.2- | 27.3- | 57.8- | 41.9- | * | 50.0- | 100.0+ | 175.0+ | 32.8- | 30.3- |
| SHERIFF | 82 | | | 8 | 4 | 50.00 | 0 | 0 | 0 | 1 | 6 | 1 |
| | 81 | | | 16 | 10 | 62.50 | 2 | 0 | 1 | 0 | 9 | 4 |
| | NUMERICAL CHANGE | | | 8- | 6- | 12.50- | 2- | 0 | 1- | 1+ | 3- | 3- |
| | PERCENT CHANGE | | | 50.0- | 60.0- | 20.0- | * | * | * | 33.3- | 75.0- | 0 |
| STATE POLICE | 82 | | | 109 | 34 | 31.19 | 0 | 2 | 2 | 10 | 33 | 52 |
| | 81 | | | 145 | 80 | 55.17 | 4 | 4 | 0 | 4 | 49 | 72 |
| | NUMERICAL CHANGE | | | 36- | 46- | 23.98- | 4- | 2- | 2+ | 6+ | 16- | 20- |
| | PERCENT CHANGE | | | 24.8- | 57.5- | 43.5- | * | 50.0- | * | 150.0+ | 32.7- | 27.8- |
| MUNICIPAL | 82 | 9,433 | 30.84 | 291 | 146 | 50.17 | 0 | 0 | 4 | 10 | 66 | 195 |
| | 81 | 9,448 | 36.83 | 348 | 163 | 46.83 | 0 | 0 | 3 | 13 | 104 | 213 |
| | NUMERICAL CHANGE | 15- | 5.99- | 57- | 17- | 3.34+ | 0 | 0 | 1+ | 3- | 38- | 18- |
| | PERCENT CHANGE | .2- | 16.3- | 16.4- | 10.4- | 7.1+ | | | 33.3+ | 23.1- | 36.5- | 8.5- |
| ELKINS PD | 82 | 8,612 | 33.78 | 291 | 146 | 50.17 | 0 | 0 | 4 | 10 | 66 | 195 |
| | 81 | 8,625 | 40.23 | 347 | 163 | 46.97 | 0 | 0 | 3 | 13 | 104 | 212 |
| | NUMERICAL CHANGE | 13- | 6.45- | 56- | 17- | 3.20+ | 0 | 0 | 1+ | 3- | 38- | 17- |
| | PERCENT CHANGE | .2- | 16.0- | 16.1- | 10.4- | 6.8+ | | | 33.3+ | 23.1- | 36.5- | 8.0- |
| MILL CREEK PD | 82 | 821 | .00 | 0 | 0 | .00 | 0 | 0 | 0 | 0 | 0 | 0 |
| | 81 | 823 | 1.21 | 0 | 0 | .00 | 0 | 0 | 0 | 0 | 0 | 1 |
| | NUMERICAL CHANGE | 2- | 1.21- | 0 | 0 | .00 | 0 | 0 | 0 | 0 | 0 | 1- |
| | PERCENT CHANGE | .2- | .0 | 0 | 0 | .00 | 0 | 0 | 0 | 0 | 0 | 0 |
| ***** | | | | | | | | | | | | |
| RITCHIE CTY TOTAL | 82 | 11,517 | 6.42 | 74 | 24 | 32.43 | 2 | 2 | 0 | 3 | 31 | 29 |
| | 81 | 11,535 | 8.14 | 94 | 37 | 39.36 | 0 | 3 | 0 | 3 | 58 | 26 |
| | NUMERICAL CHANGE | 18- | 1.72- | 20- | 13- | 6.93- | 2+ | 1- | 0 | 0 | 27- | 3+ |
| | PERCENT CHANGE | .2- | 21.1- | 21.3- | 35.1- | 17.6- | * | 33.3- | * | 46.6- | 11.5+ | 75.0+ |
| ***** | | | | | | | | | | | | |
| RURAL | 82 | 7,704 | 7.78 | 60 | 19 | 31.66 | 1 | 1 | 0 | 3 | 25 | 24 |
| | 81 | 7,716 | 9.20 | 71 | 28 | 39.43 | 0 | 2 | 0 | 3 | 45 | 17 |
| | NUMERICAL CHANGE | 12- | 1.42- | 11- | 9- | 7.77- | 1+ | 1- | 0 | 0 | 20- | 7+ |
| | PERCENT CHANGE | .2- | 15.4- | 15.5- | 32.1- | 19.7- | * | 50.0- | .0 | 44.4- | 41.2+ | 50.0+ |

JAN THRU DEC 82-81

PAGE 39
WEST VIRGINIA U C R CRIME INDEX REPORT

IDENTIFIER

POPULATION CRIME RATE TOTAL OFFEN TOTAL CLEARED PERCENT CLEARED MURDER RAPE ROBBERY FEL ASSLT. BREAK ENTER LARCENY THEFT M/V THEFT

| | | | | | | | | | | | | | |
|------------------|----|-------|------|-------|-------|--------|-------|-------|---|----|-------|-------|-------|
| SHERIFF | 82 | | | 23 | 5 | 21.73 | 0 | 0 | 0 | 0 | 10 | 12 | 1 |
| | 81 | | | 33 | 6 | 18.18 | 0 | 1 | 0 | 0 | 22 | 10 | 0 |
| NUMERICAL CHANGE | | | | 10- | 1- | 3.55+ | 0 | 1- | 0 | 0 | 12- | 2+ | 1+ |
| PERCENT CHANGE | | | | 30.3- | 16.7- | 19.5+ | | * | | | 54.5- | 20.0+ | * |
| STATE POLICE | 82 | | | 37 | 14 | 37.83 | 1 | 1 | 0 | 3 | 15 | 12 | 5 |
| | 81 | | | 38 | 22 | 57.89 | 0 | 1 | 0 | 3 | 23 | 7 | 4 |
| NUMERICAL CHANGE | | | | 1- | 8- | 20.06- | 1+ | 0 | 0 | 0 | 8- | 5+ | 1+ |
| PERCENT CHANGE | | | | 2.6- | 36.4- | 34.7- | * | .0 | | .0 | 34.8- | 71.4+ | 25.0+ |
| MUNICIPAL | 82 | 3,813 | 3.67 | 14 | 5 | 35.71 | 1 | 1 | 0 | 0 | 6 | 5 | 1 |
| | 81 | 3,819 | 6.02 | 23 | 9 | 39.13 | 0 | 1 | 0 | 0 | 13 | 9 | 0 |
| NUMERICAL CHANGE | | | | 6- | 2.35- | 9- | 1+ | 0 | 0 | 0 | 7- | 4- | 1+ |
| PERCENT CHANGE | | | | .2- | 39.0- | 39.1- | 44.4- | 8.7- | * | | 53.8- | 44.4- | * |
| HARRISVILLE PD | 82 | 1,703 | 7.04 | 12 | 5 | 41.66 | 1 | 1 | 0 | 0 | 5 | 4 | 1 |
| | 81 | 1,688 | 8.29 | 14 | 3 | 21.42 | 0 | 0 | 0 | 0 | 5 | 9 | 0 |
| NUMERICAL CHANGE | | | | 15+ | 1.25- | 2- | 1+ | 1+ | 0 | 0 | 0 | 5- | 1+ |
| PERCENT CHANGE | | | | .9+ | 15.1- | 14.3- | 66.7+ | 94.5+ | * | | .0 | 55.6- | * |
| PENNSBORO PD | 82 | 1,674 | 1.19 | 2 | 0 | .00 | 0 | 0 | 0 | 0 | 1 | 1 | 0 |
| | 81 | 1,678 | 5.36 | 9 | 6 | 66.66 | 0 | 1 | 0 | 0 | 8 | 0 | 0 |
| NUMERICAL CHANGE | | | | 4- | 4.17- | 7- | 6- | 1- | 0 | 0 | 7- | 1+ | 0 |
| PERCENT CHANGE | | | | .2- | 77.8- | 77.8- | * | * | | | 87.5- | * | |
| CAIRO PD | 82 | 436 | .00 | 0 | 0 | .00 | 0 | 0 | 0 | 0 | 0 | 0 | 0 |
| | 81 | 453 | .00 | 0 | 0 | .00 | 0 | 0 | 0 | 0 | 0 | 0 | 0 |
| NUMERICAL CHANGE | | | | 17- | .00 | 0 | 0 | 0 | 0 | 0 | 0 | 0 | 0 |
| PERCENT CHANGE | | | | 3.8- | | | | | | | | | |

ROANE CTY TOTAL 82 15,940 8.97 143 41 28.67 0 2 3 5 58 70 5
81 15,964 8.26 152 51 38.63 1 0 2 6 66 47 10
NUMERICAL CHANGE 24- .71+ 11 10- 9.96- 1- 2+ 1+ 1- 8- 23+ 5-
PERCENT CHANGE .2- 8.6+ 19.6- 25.8- * * 50.0+ 16.7- 12.1- 48.9+ 50.0-

| | | | | | | | | | | | | | |
|------------------|----|--------|------|------|------|---------|----|------|----|--------|------|-------|-------|
| RURAL | 82 | 13,113 | 6.86 | 90 | 39 | 43.33 | 0 | 2 | 0 | 4 | 49 | 31 | 4 |
| | 81 | 13,133 | 6.47 | 85 | 39 | 45.88 | 1 | 0 | 2 | 2 | 47 | 25 | 8 |
| NUMERICAL CHANGE | | | | 20- | .39+ | 5+ | 1- | 2+ | 2- | 2+ | 2+ | 6+ | 4- |
| PERCENT CHANGE | | | | .2- | 6.0+ | 5.9+ | .0 | 5.6- | * | 100.0+ | 4.3+ | 24.0+ | 50.0- |
| SHERIFF | 82 | | | 1 | 1 | 100.00 | 0 | 0 | 0 | 1 | 0 | 0 | 0 |
| | 81 | | | 0 | 0 | .00 | 0 | 0 | 0 | 0 | 0 | 0 | 0 |
| NUMERICAL CHANGE | | | | 1+ | 1+ | 100.00+ | 0 | 0 | 0 | 1+ | 0 | 0 | 0 |
| PERCENT CHANGE | | | | * | * | * | | | | * | | | |
| STATE POLICE | 82 | | | 89 | 38 | 42.69 | 0 | 2 | 0 | 3 | 49 | 31 | 4 |
| | 81 | | | 85 | 39 | 45.88 | 1 | 0 | 2 | 2 | 47 | 25 | 8 |
| NUMERICAL CHANGE | | | | 4+ | 1- | 3.19- | 1- | 2+ | 2- | 1+ | 2+ | 6+ | 4- |
| PERCENT CHANGE | | | | 4.7+ | 2.6- | 7.0- | * | * | * | 50.0+ | 4.3+ | 24.0+ | 50.0- |

100

JAN THRU DEC 82-81

PAGE 40
WEST VIRGINIA U C R CRIME INDEX REPORT

| IDENTIFIER | | POPULATION | CRIME RATE | TOTAL OFFEN | TOTAL CLEARED | PERCENT CLEARED | MURDER | RAPE | ROBBERY | FEL ASSLT | BREAK ENTER | LARCENY THEFT | M/V THEFT |
|--------------|------------------|------------|------------|-------------|---------------|-----------------|--------|------|---------|-----------|-------------|---------------|-----------|
| MUNICIPAL | 82 | 2,827 | 18.74 | 53 | 2 | 3.77 | 0 | 0 | 3 | 1 | 9 | 39 | 1 |
| | 81 | 2,831 | 16.60 | 47 | 12 | 25.53 | 0 | 0 | 0 | 4 | 19 | 22 | 2 |
| | NUMERICAL CHANGE | 4- | 2.14+ | 6+ | 10- | 21.76- | 0 | 0 | 3+ | 3- | 10- | 17+ | 1- |
| | PERCENT CHANGE | .1- | 12.9+ | 12.8+ | 83.3- | 85.2- | * | * | * | 75.0- | 52.6- | 77.3+ | 50.0- |
| SPENCER PD | 82 | 2,827 | 18.74 | 53 | 2 | 3.77 | 0 | 0 | 3 | 1 | 9 | 39 | 1 |
| | 81 | 2,831 | 16.60 | 47 | 12 | 25.53 | 0 | 0 | 0 | 4 | 19 | 22 | 2 |
| | NUMERICAL CHANGE | 4- | 2.14+ | 6+ | 10- | 21.76- | 0 | 0 | 3+ | 3- | 10- | 17+ | 1- |
| | PERCENT CHANGE | .1- | 12.9+ | 12.8+ | 83.3- | 85.2- | * | * | * | 75.0- | 52.6- | 77.3+ | 50.0- |
| ***** | | | | | | | | | | | | | |
| SUMMERS CTY | TOTAL | 82 | 15,451 | 10.48 | 162 | 56 | 34.56 | 1 | 0 | 2 | 23 | 60 | 73 |
| | 81 | 15,474 | 13.63 | 211 | 78 | 36.96 | 0 | 0 | 1 | 38 | 78 | 89 | 5 |
| | NUMERICAL CHANGE | 23- | 3.15- | 49- | 22- | 2.40- | 1+ | 0 | 1+ | 15- | 18- | 16- | 2- |
| | PERCENT CHANGE | .1- | 23.1- | 23.2- | 28.2- | 6.5- | * | * | 100.0+ | 39.5- | 23.1- | 18.0- | 40.0- |
| ***** | | | | | | | | | | | | | |
| RURAL | 82 | 11,003 | 10.17 | 112 | 7 | 6.25 | 1 | 0 | 2 | 2 | 52 | 52 | 3 |
| | 81 | 11,019 | 9.25 | 102 | 5 | 4.90 | 0 | 0 | 0 | 0 | 73 | 26 | 3 |
| | NUMERICAL CHANGE | 16- | .92+ | 10+ | 2+ | 1.35+ | 1+ | 0 | 2+ | 2+ | 21- | 26+ | 0 |
| | PERCENT CHANGE | .1- | 9.9+ | 9.8+ | 40.0+ | 27.6+ | * | * | * | * | 28.8- | 100.0+ | .0 |
| SHERIFF | 82 | | | 41 | 1 | 2.43 | 1 | 0 | 2 | 1 | 25 | 12 | 0 |
| | 81 | | | 28 | 0 | .00 | 0 | 0 | 0 | 0 | 27 | 1 | 0 |
| | NUMERICAL CHANGE | | | 13+ | 1+ | 2.43+ | 1+ | 0 | 2+ | 1+ | 2- | 11+ | 0 |
| | PERCENT CHANGE | | | 46.4+ | * | * | * | * | * | * | 7.4- | 1100.0+ | 0 |
| STATE POLICE | 82 | | | 71 | 6 | 8.45 | 0 | 0 | 0 | 1 | 27 | 40 | 3 |
| | 81 | | | 74 | 5 | 6.75 | 0 | 0 | 0 | 0 | 46 | 25 | 3 |
| | NUMERICAL CHANGE | | | 3- | 1+ | 1.70+ | 0 | 0 | 0 | 1+ | 19- | 15+ | 0 |
| | PERCENT CHANGE | | | 4.1- | 20.0+ | 25.2+ | * | * | * | * | 41.3- | 60.0+ | .0 |
| MUNICIPAL | 82 | 4,448 | 11.24 | 50 | 49 | 98.00 | 0 | 0 | 0 | 21 | 8 | 21 | 0 |
| | 81 | 4,455 | 24.46 | 109 | 73 | 66.97 | 0 | 0 | 0 | 38 | 5 | 63 | 2 |
| | NUMERICAL CHANGE | 7- | 13.22- | 59- | 24- | 31.03+ | 0 | 0 | 1- | 17- | 3+ | 42- | 2- |
| | PERCENT CHANGE | .2- | 54.0- | 54.1- | 32.9- | 46.3+ | * | * | * | 44.7- | 60.0+ | 66.7- | * |
| HINTON PD | 82 | 4,448 | 11.24 | 50 | 49 | 98.00 | 0 | 0 | 0 | 21 | 8 | 21 | 0 |
| | 81 | 4,455 | 24.46 | 109 | 73 | 66.97 | 0 | 0 | 0 | 38 | 5 | 63 | 2 |
| | NUMERICAL CHANGE | 7- | 13.22- | 59- | 24- | 31.03+ | 0 | 0 | 1- | 17- | 3+ | 42- | 2- |
| | PERCENT CHANGE | .2- | 54.0- | 54.1- | 32.9- | 46.3+ | * | * | * | 44.7- | 60.0+ | 66.7- | * |
| ***** | | | | | | | | | | | | | |
| TAYLOR CTY | TOTAL | 82 | 16,764 | 11.45 | 192 | 26 | 13.54 | 2 | 1 | 3 | 2 | 44 | 127 |
| | 81 | 16,790 | 11.85 | 199 | 17 | 8.54 | 0 | 0 | 2 | 5 | 58 | 120 | 13 |
| | NUMERICAL CHANGE | 26- | .40- | 7- | 9+ | 5.00+ | 2+ | 1+ | 1+ | 3- | 14- | 7+ | 1- |
| | PERCENT CHANGE | .2- | 3.4- | 3.5- | 52.9+ | 58.5+ | * | * | 50.0+ | 60.0- | 24.1- | 5.8+ | 7.1- |
| ***** | | | | | | | | | | | | | |
| RURAL | 82 | 9,404 | 9.78 | 92 | 23 | 25.00 | 2 | 1 | 2 | 2 | 44 | 35 | 6 |
| | 81 | 9,418 | 11.67 | 110 | 14 | 12.72 | 0 | 0 | 1 | 4 | 57 | 41 | 7 |
| | NUMERICAL CHANGE | 14- | 1.89- | 18- | 9+ | 12.28+ | 2+ | 1+ | 1+ | 2- | 13- | 6- | 1- |
| | PERCENT CHANGE | .1- | 16.2- | 16.4- | 64.3+ | 96.5+ | * | * | 100.0+ | 50.0- | 22.8- | 14.6- | 14.3- |

101

JAN THRU DEC 82-81

PAGE 41
WEST VIRGINIA U C R CRIME INDEX REPORT

| IDENTIFIER | POPULATION | CRIME RATE | TOTAL OFFEN | TOTAL CLEARED | PERCENT CLEARED | MURDER | RAPE | ROBBERY | FEL ASSLT | BREAK ENTER | LARCENY THEFT | M/V THEFT |
|---------------------|------------|------------|-------------|---------------|-----------------|--------|------|---------|-----------|-------------|---------------|-----------|
| SHERIFF 82 | | | 69 | 10 | 14.49 | 0 | 1 | 1 | 1 | 35 | 28 | 3 |
| 81 | | | 90 | 7 | 7.77 | 0 | 0 | 0 | 0 | 47 | 36 | 7 |
| NUMERICAL CHANGE | | | 21- | 3+ | 6.72+ | 0 | 1+ | 1+ | 1+ | 12- | 8- | 4- |
| PERCENT CHANGE | | | 23.3- | 42.9+ | 86.5+ | | * | * | * | 25.5- | 22.2- | 57.1- |
| STATE POLICE 82 | | | 23 | 13 | 56.52 | 2 | 0 | 1 | 1 | 9 | 7 | 3 |
| 81 | | | 20 | 7 | 35.00 | 0 | 0 | 1 | 4 | 10 | 5 | 0 |
| NUMERICAL CHANGE | | | 3+ | 6+ | 21.52+ | 2+ | 0 | 0 | 3- | 1- | 2+ | 3+ |
| PERCENT CHANGE | | | 15.0+ | 85.7+ | 61.5+ | * | | .0 | 75.0- | 10.0- | 40.0+ | * |
| MUNICIPAL 82 | 7,360 | 13.58 | 100 | 3 | 3.00 | 0 | 0 | 1 | 0 | 0 | 92 | 7 |
| 81 | 7,372 | 12.07 | 89 | 3 | 3.37 | 0 | 0 | 1 | 1 | 1 | 79 | 7 |
| NUMERICAL CHANGE | 12- | 1.51+ | 11+ | 0 | .37- | 0 | 0 | 0 | 1- | 1- | 13+ | 0 |
| PERCENT CHANGE | .2- | 12.5+ | 12.4+ | .0 | 11.0- | | | .0 | * | * | 16.5+ | .0 |
| GRAFTON PD 82 | 6,906 | 14.48 | 100 | 3 | 3.00 | 0 | 0 | 1 | 0 | 0 | 92 | 7 |
| 81 | 6,917 | 12.72 | 88 | 2 | 2.27 | 0 | 0 | 1 | 1 | 0 | 79 | 7 |
| NUMERICAL CHANGE | 11- | 1.76+ | 12+ | 1+ | .73+ | 0 | 0 | 0 | 1- | 0 | 13+ | 0 |
| PERCENT CHANGE | .2- | 13.8+ | 13.6+ | 50.0+ | 32.2+ | | | .0 | * | | 16.5+ | .0 |
| FLEMINGTON PD 82 | 454 | .00 | 0 | 0 | .00 | 0 | 0 | 0 | 0 | 0 | 0 | 0 |
| 81 | 455 | 2.19 | 1 | 1 | 100.00 | 0 | 0 | 0 | 0 | 0 | 0 | 0 |
| NUMERICAL CHANGE | 1- | 2.19- | 1- | 1- | 100.00- | 0 | 0 | 0 | 0 | 1- | 0 | 0 |
| PERCENT CHANGE | .2- | .0 | * | * | * | | | 0 | 0 | * | | |
| ***** | | | | | | | | | | | | |
| TUCKER CTY TOTAL 82 | 8,734 | 16.71 | 146 | 55 | 37.67 | 2 | 0 | 1 | 32 | 63 | 42 | 6 |
| 81 | 8,748 | 12.23 | 107 | 47 | 43.92 | 0 | 0 | 2 | 5 | 45 | 46 | 9 |
| NUMERICAL CHANGE | 14- | 4.48+ | 39+ | 8+ | 6.25- | 2+ | 0 | 1- | 27+ | 18+ | 4- | 3- |
| PERCENT CHANGE | .2- | 36.6+ | 36.4+ | 7.0+ | 14.2- | * | | 50.0- | 540.0+ | 40.0+ | 8.7- | 33.3- |
| ***** | | | | | | | | | | | | |
| RURAL 82 | 4,657 | 25.33 | 118 | 41 | 34.74 | 2 | 0 | 1 | 23 | 55 | 32 | 5 |
| 81 | 4,669 | 18.63 | 87 | 38 | 43.67 | 0 | 0 | 1 | 4 | 34 | 40 | 8 |
| NUMERICAL CHANGE | 12- | 6.70+ | 31+ | 3+ | 8.93- | 2+ | 0 | 0 | 19+ | 21+ | 8- | 3- |
| PERCENT CHANGE | .3- | 36.0+ | 35.6+ | 7.9+ | 20.4- | * | | .0 | 475.0+ | 61.8+ | 20.0- | 37.5- |
| SHERIFF 82 | | | 85 | 32 | 37.64 | 0 | 0 | 1 | 21 | 33 | 26 | 4 |
| 81 | | | 52 | 22 | 42.30 | 0 | 0 | 1 | 3 | 19 | 24 | 5 |
| NUMERICAL CHANGE | | | 33+ | 10+ | 4.66- | 0 | 0 | 0 | 18+ | 14+ | 2+ | 1- |
| PERCENT CHANGE | | | 63.5+ | 45.5+ | 11.0- | | | .0 | 600.0+ | 73.7+ | 8.3+ | 20.0- |
| STATE POLICE 82 | | | 33 | 9 | 27.27 | 2 | 0 | 0 | 2 | 22 | 6 | 1 |
| 81 | | | 35 | 16 | 45.71 | 0 | 0 | 0 | 1 | 15 | 16 | 3 |
| NUMERICAL CHANGE | | | 2- | 7- | 18.44- | 2+ | 0 | 0 | 1+ | 7+ | 10- | 2- |
| PERCENT CHANGE | | | 5.7- | 43.8- | 40.3- | * | | | 100.0+ | 46.7+ | 62.5- | 66.7- |
| MUNICIPAL 82 | 4,077 | 6.86 | 28 | 14 | 50.00 | 0 | 0 | 0 | 9 | 8 | 10 | 1 |
| 81 | 4,079 | 4.90 | 20 | 9 | 45.00 | 0 | 0 | 0 | 1 | 11 | 6 | 1 |
| NUMERICAL CHANGE | 2- | 1.96+ | 8+ | 5+ | 5.00+ | 0 | 0 | 1- | 8+ | 3- | 4+ | 0 |
| PERCENT CHANGE | .0- | 40.0+ | 40.0+ | 55.6+ | 11.1+ | | | * | 800.0+ | 27.3- | 66.7+ | .0 |

102

JAN THRU DEC 82-81

PAGE 42
WEST VIRGINIA U C R CRIME INDEX REPORT

| IDENTIFIER | | POPULATION | CRIME RATE | TOTAL OFFEN | TOTAL CLEARED | PERCENT CLEARED | MURDER | RAPE | ROBBERY | FEL ASSLT | BREAK ENTER | LARCENY THEFT | M/V THEFT |
|----------------|------------------|------------|------------|-------------|---------------|-----------------|--------|-------|---------|-----------|-------------|---------------|-----------|
| PARSONS PD | 82 | 1,952 | 7.68 | 15 | 7 | 46.66 | 0 | 0 | 0 | 1 | 4 | 9 | 1 |
| | 81 | 1,955 | 5.62 | 11 | 4 | 36.36 | 0 | 0 | 0 | 0 | 6 | 5 | 0 |
| | NUMERICAL CHANGE | 3- | 2.06+ | 4+ | 3+ | 10.30+ | 0 | 0 | 0 | 1+ | 2- | 4+ | .1+ |
| | PERCENT CHANGE | .2- | 36.7+ | 36.4+ | 75.0+ | 28.3+ | | | | * | 33.3- | 80.0+ | * |
| THOMAS PD | 82 | 757 | 3.96 | 3 | 0 | .00 | 0 | 0 | 0 | 2 | 1 | 0 | 0 |
| | 81 | 758 | .00 | 0 | 0 | .00 | 0 | 0 | 0 | 0 | 0 | 0 | 0 |
| | NUMERICAL CHANGE | 1- | 3.96+ | 3+ | 0 | .00 | 0 | 0 | 0 | 2+ | 1+ | 0 | 0 |
| | PERCENT CHANGE | .1- | .0 | * | | | | | | * | * | | |
| DAVIS PD | 82 | 980 | 10.20 | 10 | 7 | 70.00 | 0 | 0 | 0 | 6 | 3 | 1 | 0 |
| | 81 | 981 | 9.17 | 9 | 5 | 55.55 | 0 | 0 | 1 | 1 | 5 | 1 | 1 |
| | NUMERICAL CHANGE | 1- | 1.03+ | 1+ | 2+ | 14.45+ | 0 | 0 | 1- | 5+ | 2- | 0 | 1- |
| | PERCENT CHANGE | .1- | 11.2+ | 11.1+ | 40.0+ | 26.0+ | | | * | 500.0+ | 40.0- | .0 | * |
| HAMBLETON PD | 82 | 388 | .00 | 0 | 0 | .00 | 0 | 0 | 0 | 0 | 0 | 0 | 0 |
| | 81 | 385 | .00 | 0 | 0 | .00 | 0 | 0 | 0 | 0 | 0 | 0 | 0 |
| | NUMERICAL CHANGE | 3+ | .00 | 0 | 0 | .00 | 0 | 0 | 0 | 0 | 0 | 0 | 0 |
| | PERCENT CHANGE | .8+ | | | | | | | | | | | |
| ***** | | | | | | | | | | | | | |
| 103 TYLER CTY | TOTAL | 82 | 13,956 | 8.16 | 114 | 50 | 43.85 | 0 | 2 | 2 | 9 | 44 | 51 |
| | 81 | 13,976 | 10.44 | 146 | 35 | 23.97 | 0 | 4 | 1 | 6 | 47 | 67 | 21 |
| | NUMERICAL CHANGE | 20- | 2.28- | 32- | 15+ | 19.88+ | 0 | 2- | 1+ | 3+ | 3- | 16- | 15- |
| | PERCENT CHANGE | .1- | 21.8- | 21.9- | 42.9+ | 82.9+ | | 50.0- | 100.0+ | 50.0+ | 6.4- | 23.9- | 71.4- |
| ***** | | | | | | | | | | | | | |
| RURAL | 82 | 6,690 | 6.72 | 45 | 25 | 55.55 | 0 | 2 | 0 | 3 | 28 | 10 | 2 |
| | 81 | 6,699 | 10.00 | 67 | 14 | 20.89 | 0 | 3 | 0 | 1 | 35 | 22 | 6 |
| | NUMERICAL CHANGE | 9- | 3.28- | 22- | 11+ | 34.66+ | 0 | 1- | 0 | 2+ | 7- | 12- | 4- |
| | PERCENT CHANGE | .1- | 32.8- | 32.8- | 78.6+ | 165.9+ | | 33.3- | | 200.0+ | 20.0- | 54.5- | 66.7- |
| SHERIFF | 82 | | | 33 | 15 | 45.45 | 0 | 2 | 0 | 3 | 20 | 7 | 1 |
| | 81 | | | 59 | 13 | 22.03 | 0 | 2 | 0 | 1 | 34 | 19 | 3 |
| | NUMERICAL CHANGE | | | 26- | 2+ | 23.42+ | 0 | 0 | 0 | 2+ | 14- | 12- | 2- |
| | PERCENT CHANGE | | | 44.1- | 15.4+ | 106.3+ | | .0 | | 200.0+ | 41.2- | 63.2- | 66.7- |
| STATE POLICE | 82 | | | 12 | 10 | 83.33 | 0 | 0 | 0 | 0 | 8 | 3 | 1 |
| | 81 | | | 8 | 1 | 12.50 | 0 | 1 | 0 | 0 | 1 | 3 | 3 |
| | NUMERICAL CHANGE | | | 4+ | 9+ | 70.83+ | 0 | 1- | 0 | 0 | 7+ | 0 | 2- |
| | PERCENT CHANGE | | | 50.0+ | 900.0+ | 566.6+ | | * | | | 700.0+ | .0 | 66.7- |
| MUNICIPAL | 82 | 7,266 | 9.49 | 69 | 25 | 36.23 | 0 | 0 | 2 | 6 | 16 | 41 | 4 |
| | 81 | 7,277 | 10.85 | 79 | 21 | 26.58 | 0 | 1 | 1 | 5 | 12 | 45 | 15 |
| | NUMERICAL CHANGE | 11- | 1.36- | 10- | 4+ | 9.65+ | 0 | 1- | 1+ | 1+ | 4+ | 4- | 11- |
| | PERCENT CHANGE | .2- | 12.5- | 12.7- | 19.0+ | 36.3+ | | * | 100.0+ | 20.0+ | 33.3+ | 8.9- | 73.3- |
| PADEN CITY PD. | 82 | 3,698 | 5.13 | 19 | 9 | 47.36 | 0 | 0 | 1 | 4 | 7 | 5 | 2 |
| | 81 | 3,703 | 8.64 | 32 | 10 | 31.25 | 0 | 1 | 1 | 5 | 5 | 7 | 13 |
| | NUMERICAL CHANGE | 5- | 3.51- | 13- | 1- | 16.11+ | 0 | 1- | 0 | 1- | 2+ | 2- | 11- |
| | PERCENT CHANGE | .1- | 40.6- | 40.6- | 10.0- | 51.6+ | | * | .0 | 20.0- | 40.0+ | 28.6- | 84.6- |

JAN THRU DEC 82-81

PAGE 43
WEST VIRGINIA U C R CRIME INDEX REPORT

| IDENTIFIER | | POPULATION | CRIME RATE | TOTAL OFFEN | TOTAL CLEARED | PERCENT CLEARED | MURDER | RAPE | ROBBERY | FEL ASSLT | BREAK ENTER | LARCENY THEFT | M/V THEFT |
|------------------|------------------|------------|------------|-------------|---------------|-----------------|--------|-------|---------|-----------|-------------|---------------|-----------|
| SISTERSVILLE PD | 82 | 2,388 | 17.16 | 41 | 12 | 29.26 | 0 | 0 | 1 | 2 | 4 | 32 | 2 |
| | 81 | 2,392 | 17.97 | 43 | 10 | 23.25 | 0 | 0 | 0 | 0 | 6 | 35 | 2 |
| | NUMERICAL CHANGE | 4- | .81- | 2- | 2+ | 6.01+ | 0 | 0 | 1+ | 2+ | 2- | 3- | 0 |
| | PERCENT CHANGE | .2- | 4.5- | 4.7- | 20.0+ | 25.8+ | | | * | * | 33.3- | 8.6- | .0 |
| MIDDLEBOURNE PD | 82 | 949 | 9.48 | 9 | 4 | 44.44 | 0 | 0 | 0 | 0 | 5 | 4 | 0 |
| | 81 | 951 | 4.20 | 4 | 1 | 25.00 | 0 | 0 | 0 | 0 | 1 | 3 | 0 |
| | NUMERICAL CHANGE | 2- | 5.28+ | 5+ | 3+ | 19.44+ | 0 | 0 | 0 | 0 | 4+ | 1+ | 0 |
| | PERCENT CHANGE | .2- | 125.7+ | 125.0+ | 300.0+ | 77.8+ | | | | | 400.0+ | 33.3+ | |
| FRIENDLY PD | 82 | 231 | .00 | 0 | 0 | .00 | 0 | 0 | 0 | 0 | 0 | 0 | 0 |
| | 81 | 231 | .00 | 0 | 0 | .00 | 0 | 0 | 0 | 0 | 0 | 0 | 0 |
| | NUMERICAL CHANGE | 0 | .00 | 0 | 0 | .00 | 0 | 0 | 0 | 0 | 0 | 0 | 0 |
| | PERCENT CHANGE | .0 | | | | | | | | | | | |
| ***** | | | | | | | | | | | | | |
| UPSHUR CTY TOTAL | 82 | 23,751 | 12.06 | 287 | 90 | 31.35 | 0 | 0 | 2 | 17 | 66 | 182 | 20 |
| | 81 | 23,787 | 13.65 | 325 | 118 | 36.30 | 0 | 5 | 2 | 17 | 59 | 214 | 28 |
| | NUMERICAL CHANGE | 36- | 1.57- | 38- | 28- | 4.95- | 0 | 5- | 0 | 0 | 7+ | 32- | 8- |
| | PERCENT CHANGE | .2- | 11.5- | 11.7- | 23.7- | 13.6- | | * | .0 | .0 | 11.9+ | 15.0- | 28.6- |
| ***** | | | | | | | | | | | | | |
| RURAL | 82 | 16,827 | 8.19 | 138 | 66 | 47.82 | 0 | 0 | 2 | 16 | 37 | 77 | 6 |
| | 81 | 16,852 | 10.44 | 176 | 104 | 59.09 | 0 | 4 | 0 | 17 | 34 | 107 | 14 |
| | NUMERICAL CHANGE | 25- | 2.25- | 38- | 38- | 11.27- | 0 | 4- | 2+ | 1- | 3+ | 30- | 8- |
| | PERCENT CHANGE | .1- | 21.6- | 21.6- | 36.5- | 19.1- | | * | * | 5.9- | 8.8+ | 28.0- | 57.1- |
| SHERIFF | 82 | | | 62 | 47 | 75.80 | 0 | 0 | 1 | 6 | 16 | 37 | 2 |
| | 81 | | | 105 | 66 | 62.85 | 0 | 0 | 0 | 4 | 21 | 72 | 8 |
| | NUMERICAL CHANGE | | | 43- | 19- | 12.95+ | 0 | 0 | 1+ | 2+ | 5- | 35- | 6- |
| | PERCENT CHANGE | | | 41.0- | 28.8- | 20.6+ | | | * | 50.0+ | 23.8- | 48.6- | 75.0- |
| STATE POLICE | 82 | | | 76 | 19 | 25.00 | 0 | 0 | 1 | 10 | 21 | 40 | 4 |
| | 81 | | | 71 | 38 | 53.52 | 0 | 4 | 0 | 13 | 13 | 35 | 6 |
| | NUMERICAL CHANGE | | | 5+ | 19- | 28.52- | 0 | 4- | 1+ | 3- | 8+ | 5+ | 2- |
| | PERCENT CHANGE | | | 7.0+ | 50.0- | 53.3- | | * | * | 23.1- | 61.5+ | 14.3+ | 33.3- |
| MUNICIPAL | 82 | 6,924 | 21.51 | 149 | 24 | 16.10 | 0 | 0 | 0 | 1 | 29 | 105 | 14 |
| | 81 | 6,935 | 21.48 | 149 | 14 | 9.39 | 0 | 1 | 2 | 0 | 25 | 107 | 14 |
| | NUMERICAL CHANGE | 11- | .03+ | 0 | 10+ | 6.71+ | 0 | 1- | 2- | 1+ | 4+ | 2- | 0 |
| | PERCENT CHANGE | .2- | .1+ | .0 | 71.4+ | 71.5+ | | * | * | * | 16.0+ | 1.9- | .0 |
| BUCKHANNON PD | 82 | 6,924 | 21.51 | 149 | 24 | 16.10 | 0 | 0 | 0 | 1 | 29 | 105 | 14 |
| | 81 | 6,935 | 21.48 | 149 | 14 | 9.39 | 0 | 1 | 2 | 0 | 25 | 107 | 14 |
| | NUMERICAL CHANGE | 11- | .03+ | 0 | 10+ | 6.71+ | 0 | 1- | 2- | 1+ | 4+ | 2- | 0 |
| | PERCENT CHANGE | .2- | .1+ | .0 | 71.4+ | 71.5+ | | * | * | * | 16.0+ | 1.9- | .0 |
| ***** | | | | | | | | | | | | | |
| WAYNE CTY TOTAL | 82 | 40,551 | 16.62 | 674 | 140 | 20.77 | 5 | 5 | 5 | 12 | 217 | 360 | 70 |
| | 81 | 40,614 | 17.77 | 722 | 175 | 24.23 | 3 | 4 | 3 | 14 | 222 | 379 | 97 |
| | NUMERICAL CHANGE | 63- | 1.15- | 48- | 35- | 3.46- | 2+ | 1+ | 2+ | 2- | 5- | 19- | 27- |
| | PERCENT CHANGE | .2- | 6.5- | 6.6- | 20.0- | 14.3- | 66.7+ | 25.0+ | 66.7+ | 14.3- | 2.3- | 5.0- | 27.8- |
| ***** | | | | | | | | | | | | | |

104

JAN THRU DEC 82-81

PAGE 45
WEST VIRGINIA U C R CRIME INDEX REPORT

| IDENTIFIER | POPULATION | CRIME RATE | TOTAL OFFEN | TOTAL CLEARED | PERCENT CLEARED | MURDER | RAPE | ROBBERY | FEL ASSLT | BREAK ENTER | LARCENY THEFT | M/V THEFT |
|------------------------|------------|------------|-------------|---------------|-----------------|--------|-------|---------|-----------|-------------|---------------|-----------|
| SHERIFF 82 | | | 31 | 18 | 58.06 | 0 | 0 | 0 | 15 | 10 | 5 | 1 |
| 81 | | | 17 | 17 | 100.00 | 0 | 1 | 0 | 6 | 1 | 9 | 0 |
| NUMERICAL CHANGE | | | 14+ | 1+ | 41.94- | 0 | 1- | 0 | 9+ | 9+ | 4- | 1+ |
| PERCENT CHANGE | | | 82.4+ | 5.9+ | 41.9- | | * | | 150.0+ | 900.0+ | 44.4- | * |
| STATE POLICE 82 | | | 71 | 25 | 35.21 | 0 | 3 | 1 | 5 | 27 | 21 | 14 |
| 81 | | | 45 | 17 | 37.77 | 0 | 2 | 1 | 3 | 21 | 16 | 2 |
| NUMERICAL CHANGE | | | 26+ | 8+ | 2.56- | 0 | 1+ | 0 | 2+ | 6+ | 5+ | 12+ |
| PERCENT CHANGE | | | 57.8+ | 47.1+ | 6.8- | | 50.0+ | .0 | 66.7+ | 28.6+ | 31.3+ | 600.0+ |
| MUNICIPAL 82 | 2,261 | 3.53 | 8 | 1 | 12.50 | 0 | 0 | 1 | 0 | 6 | 1 | 0 |
| 81 | 2,263 | 5.74 | 13 | 6 | 46.15 | 0 | 1 | 0 | 1 | 6 | 5 | 0 |
| NUMERICAL CHANGE | 2- | 2.21- | 5- | 5- | 33.65- | 0 | 1- | 1+ | 1- | 0 | 4- | 0 |
| PERCENT CHANGE | .1- | 38.5- | 38.5- | 83.3- | 72.9- | | * | * | * | .0 | 80.0- | |
| WEBSTER SPRINGS PD 82 | 1,289 | .00 | 0 | 0 | .00 | 0 | 0 | 0 | 0 | 0 | 0 | 0 |
| 81 | 1,291 | 4.64 | 6 | 4 | 66.66 | 0 | 0 | 0 | 0 | 2 | 4 | 0 |
| NUMERICAL CHANGE | 2- | 4.64- | 6- | 4- | 66.66- | 0 | 0 | 0 | 0 | 2- | 4- | 0 |
| PERCENT CHANGE | .2- | .0 | * | * | * | | | | | * | * | |
| COWEN PD 82 | 734 | 10.89 | 8 | 1 | 12.50 | 0 | 0 | 1 | 0 | 6 | 1 | 0 |
| 81 | 736 | 2.71 | 2 | 1 | 50.00 | 0 | 0 | 0 | 0 | 2 | 0 | 0 |
| NUMERICAL CHANGE | 2- | 8.18+ | 6+ | 0 | 37.50- | 0 | 0 | 1+ | 0 | 4+ | 1+ | 0 |
| PERCENT CHANGE | .3- | 301.8+ | 300.0+ | .0 | 75.0- | | | * | | 200.0+ | * | |
| CAMDEN-ON-GAULEY PD 82 | 238 | .00 | 0 | 0 | .00 | 0 | 0 | 0 | 0 | 0 | 0 | 0 |
| 81 | 236 | 21.18 | 5 | 1 | 20.00 | 0 | 1 | 0 | 1 | 2 | 1 | 0 |
| NUMERICAL CHANGE | 2+ | 21.18- | 5- | 1- | 20.00- | 0 | 1- | 0 | 1- | 2- | 1- | 0 |
| PERCENT CHANGE | .8+ | .0 | * | * | * | | * | | * | * | * | |
| ***** | | | | | | | | | | | | |
| WETZEL CTY TOTAL 82 | 19,554 | 18.92 | 370 | 173 | 46.75 | 1 | 0 | 1 | 11 | 129 | 210 | 18 |
| 81 | 19,585 | 22.51 | 411 | 87 | 19.72 | 0 | 4 | 3 | 10 | 169 | 221 | 34 |
| NUMERICAL CHANGE | 31- | 3.59- | 71- | 86+ | 27.03+ | 1+ | 4- | 2- | 1+ | 40- | 11- | 16- |
| PERCENT CHANGE | .2- | 15.9- | 10.1- | 98.9+ | 137.1+ | * | * | 66.7- | 10.0+ | 23.7- | 5.0- | 47.1- |
| ***** | | | | | | | | | | | | |
| RURAL 82 | 10,737 | 11.26 | 21 | 19 | 15.70 | 1 | 0 | 0 | 6 | 52 | 57 | 5 |
| 81 | 10,503 | 14.66 | 54 | 15 | 9.74 | 0 | 4 | 1 | 3 | 55 | 81 | 10 |
| NUMERICAL CHANGE | 234+ | 3.40- | 33- | 4+ | 5.96+ | 1+ | 4- | 1- | 3+ | 3- | 24- | 5- |
| PERCENT CHANGE | 2.2+ | 23.2- | 21.4- | 26.7+ | 61.2+ | * | * | * | 100.0+ | 5.5- | 29.6- | 50.0- |
| SHERIFF 82 | | | 75 | 3 | 4.00 | 0 | 0 | 0 | 0 | 40 | 35 | 0 |
| 81 | | | 90 | 2 | 2.22 | 0 | 2 | 0 | 0 | 36 | 50 | 2 |
| NUMERICAL CHANGE | | | 15- | 1+ | 1.78+ | 0 | 2- | 0 | 0 | 4+ | 15- | 2- |
| PERCENT CHANGE | | | 16.7- | 50.0+ | 80.2+ | | * | | | 11.1+ | 30.0- | * |
| STATE POLICE 82 | | | 46 | 16 | 34.78 | 1 | 0 | 0 | 6 | 12 | 22 | 5 |
| 81 | | | 64 | 13 | 20.31 | 0 | 2 | 1 | 3 | 19 | 31 | 8 |
| NUMERICAL CHANGE | | | 18- | 3+ | 14.47+ | 1+ | 2- | 1- | 3+ | 7- | 9- | 3- |
| PERCENT CHANGE | | | 28.1- | 23.1+ | 71.2+ | * | * | * | 100.0+ | 36.8- | 29.0- | 37.5- |

106

JAN THRU DEC 82-81

PAGE 46
WEST VIRGINIA U C R CRIME INDEX REPORT

| IDENTIFIER | | POPULATION | CRIME RATE | TOTAL OFFEN | TOTAL CLEARED | PERCENT CLEARED | MURDER | RAPE | ROBBERY | FEL ASSLT | BREAK ENTER | LARCENY THEFT | M/V THEFT |
|---------------------|------------------|------------|------------|-------------|---------------|-----------------|--------|------|---------|-----------|-------------|---------------|-----------|
| MUNICIPAL | 82 | 8,817 | 28.23 | 249 | 154 | 61.84 | 0 | 0 | 1 | 5 | 77 | 153 | 13 |
| | 81 | 9,082 | 31.59 | 287 | 72 | 25.08 | 0 | 0 | 2 | 7 | 114 | 140 | 24 |
| | NUMERICAL CHANGE | 265- | 3.36- | 38- | 82+ | 36.76+ | 0 | 0 | 1- | 2- | 37- | 13+ | 11- |
| | PERCENT CHANGE | 2.9- | 10.6- | 13.2- | 113.9+ | 146.6+ | | | 50.0- | 28.6- | 32.5- | 9.3+ | 45.8- |
| HUNDRED PD | 82 | 496 | 8.06 | 4 | 1 | 25.00 | 0 | 0 | 0 | 0 | 1 | 2 | 1 |
| | 81 | 497 | 12.07 | 6 | 2 | 33.33 | 0 | 0 | 0 | 2 | 2 | 2 | 0 |
| | NUMERICAL CHANGE | 1- | 4.01- | 2- | 1- | 8.33- | 0 | 0 | 0 | 2- | 1- | 0 | 1+ |
| | PERCENT CHANGE | .2- | 33.2- | 33.3- | 50.0- | 25.0- | | | | * | 50.0- | .0 | * |
| NEW MARTINSVILLE PD | 82 | 7,185 | 33.53 | 241 | 152 | 63.07 | 0 | 0 | 1 | 4 | 76 | 148 | 12 |
| | 81 | 7,196 | 39.04 | 281 | 70 | 24.91 | 0 | 0 | 2 | 5 | 112 | 138 | 24 |
| | NUMERICAL CHANGE | 11- | 5.51- | 40- | 82+ | 38.16+ | 0 | 0 | 1- | 1- | 36- | 10+ | 12- |
| | PERCENT CHANGE | .2- | 14.1- | 14.2- | 117.1+ | 153.2+ | | | 50.0- | 20.0- | 32.1- | 7.2+ | 50.0- |
| PINE GROVE PD | 82 | 514 | 7.78 | 4 | 1 | 25.00 | 0 | 0 | 0 | 1 | 0 | 3 | 0 |
| | 81 | 767 | .00 | 0 | 0 | .00 | 0 | 0 | 0 | 0 | 0 | 0 | 0 |
| | NUMERICAL CHANGE | 253- | 7.78+ | 4+ | 1+ | 25.00+ | 0 | 0 | 0 | 1+ | 0 | 3+ | 0 |
| | PERCENT CHANGE | 33.0- | .0 | * | * | * | | | | * | | * | |
| LITTLETON PD | 82 | 0 | .00 | 0 | 0 | .00 | 0 | 0 | 0 | 0 | 0 | 0 | 0 |
| | 81 | 341 | .00 | 0 | 0 | .00 | 0 | 0 | 0 | 0 | 0 | 0 | 0 |
| | NUMERICAL CHANGE | 341- | .00 | 0 | 0 | .00 | 0 | 0 | 0 | 0 | 0 | 0 | 0 |
| | PERCENT CHANGE | .0 | | | | | | | | | | | |
| SMITHFIELD PD | 82 | 284 | .00 | 0 | 0 | .00 | 0 | 0 | 0 | 0 | 0 | 0 | 0 |
| | 81 | 281 | .00 | 0 | 0 | .00 | 0 | 0 | 0 | 0 | 0 | 0 | 0 |
| | NUMERICAL CHANGE | 3+ | .00 | 0 | 0 | .00 | 0 | 0 | 0 | 0 | 0 | 0 | 0 |
| | PERCENT CHANGE | 1.1+ | | | | | | | | | | | |
| ***** | | | | | | | | | | | | | |
| WIRT CTY TOTAL | 82 | 4,693 | 9.58 | 45 | 24 | 53.33 | 0 | 0 | 1 | 1 | 23 | 18 | 2 |
| | 81 | 4,701 | 11.48 | 54 | 38 | 70.37 | 0 | 0 | 0 | 1 | 29 | 20 | 4 |
| | NUMERICAL CHANGE | 8- | 1.90- | 9- | 14- | 17.04- | 0 | 0 | 1+ | 0 | 6- | 2- | 2- |
| | PERCENT CHANGE | .2- | 16.6- | 16.7- | 36.8- | 24.2- | | | * | .0 | 20.7- | 10.0- | 50.0- |
| ***** | | | | | | | | | | | | | |
| RURAL | 82 | 3,884 | 9.52 | 37 | 22 | 59.45 | 0 | 0 | 1 | 1 | 22 | 11 | 2 |
| | 81 | 3,891 | 12.33 | 48 | 35 | 72.91 | 0 | 0 | 0 | 1 | 29 | 14 | 4 |
| | NUMERICAL CHANGE | 7- | 2.81- | 11- | 13- | 13.46- | 0 | 0 | 1+ | 0 | 7- | 3- | 2- |
| | PERCENT CHANGE | .2- | 22.8- | 22.8- | 37.1- | 18.5- | | | * | .0 | 24.1- | 21.4- | 50.0- |
| SHERIFF | 82 | 1 | .00 | 0 | 0 | .00 | 0 | 0 | 0 | 0 | 0 | 1 | 0 |
| | 81 | 0 | .00 | 0 | 0 | .00 | 0 | 0 | 0 | 0 | 0 | 0 | 0 |
| | NUMERICAL CHANGE | 1+ | .00 | 0 | 0 | .00 | 0 | 0 | 0 | 0 | 0 | 1+ | 0 |
| | PERCENT CHANGE | * | | | | | | | | | | * | |
| STATE POLICE | 82 | 36 | | 22 | 22 | 61.11 | 0 | 0 | 1 | 1 | 22 | 10 | 2 |
| | 81 | 48 | | 35 | 35 | 72.91 | 0 | 0 | 0 | 1 | 29 | 14 | 4 |
| | NUMERICAL CHANGE | 12- | | 13- | 13- | 11.80- | 0 | 0 | 1+ | 0 | 7- | 4- | 2- |
| | PERCENT CHANGE | | | 25.0- | 37.1- | 16.2- | | | * | .0 | 24.1- | 28.6- | 50.0- |

107

JAN THRU DEC 82-81

PAGE 47
WEST VIRGINIA U C R CRIME INDEX REPORT

| IDENTIFIER | | POPULATION | CRIME RATE | TOTAL OFFEN | TOTAL CLEARED | PERCENT CLEARED | MURDER | RATE | ROBBERY | FEL ASSLT | BREAK ENTER | LARCENY THEFT | M/V THEFT |
|-----------------|------------------|------------|------------|-------------|---------------|-----------------|--------|--------|---------|-----------|-------------|---------------|-----------|
| MUNICIPAL | 82 | 809 | 9.88 | 8 | 2 | 25.00 | 0 | 0 | 0 | 0 | 1 | 7 | 0 |
| | 81 | 810 | 7.40 | 6 | 3 | 50.00 | 0 | 0 | 0 | 0 | 0 | 6 | 0 |
| | NUMERICAL CHANGE | 1- | 2.48+ | 2+ | 1- | 25.00- | 0 | 0 | 0 | 0 | 1+ | 1+ | 0 |
| | PERCENT CHANGE | .1- | 33.5+ | 33.3+ | 33.3- | 50.0- | | | | | * | 16.7+ | |
| ELIZABETH PD | 82 | 809 | 9.88 | 8 | 2 | 25.00 | 0 | 0 | 0 | 0 | 1 | 7 | 0 |
| | 81 | 810 | 7.40 | 6 | 3 | 50.00 | 0 | 0 | 0 | 0 | 0 | 6 | 0 |
| | NUMERICAL CHANGE | 1- | 2.48+ | 2+ | 1- | 25.00- | 0 | 0 | 0 | 0 | 1+ | 1+ | 0 |
| | PERCENT CHANGE | .1- | 33.5+ | 33.3+ | 33.3- | 50.0- | | | | | * | 16.7+ | |
| ***** | | | | | | | | | | | | | |
| WOOD CTY | TOTAL | 82 | 92,885 | 39.69 | 3689 | 1001 | 27.13 | 2 | 19 | 54 | 111 | 1028 | 2303 |
| | | 81 | 93,028 | 41.63 | 3877 | 974 | 25.12 | 1 | 20 | 69 | 133 | 1071 | 2371 |
| | NUMERICAL CHANGE | | 143- | 1.94- | 188- | 27+ | 2.01+ | 1+ | 1- | 15- | 22- | 43- | 68- |
| | PERCENT CHANGE | | .2- | 4.7- | 4.8- | 2.8+ | 8.0+ | 100.0+ | 5.0- | 21.7- | 16.5- | 4.0- | 2.9- |
| ***** | | | | | | | | | | | | | |
| RURAL | 82 | 38,805 | 18.39 | 714 | 261 | 36.55 | 1 | 7 | 11 | 46 | 241 | 378 | 30 |
| | 81 | 38,864 | 17.70 | 688 | 176 | 25.58 | 0 | 9 | 8 | 41 | 225 | 352 | 53 |
| | NUMERICAL CHANGE | | 59- | .69+ | 26+ | 85+ | 10.97+ | 1+ | 2- | 3+ | 5+ | 16+ | 26+ |
| | PERCENT CHANGE | | .2- | 3.9+ | 3.8+ | 48.3+ | 42.9+ | * | 22.2- | 37.5+ | 12.2+ | 7.1+ | 7.4+ |
| SHERIFF | 82 | | | 573 | 213 | 37.17 | 0 | 2 | 6 | 45 | 171 | 327 | 22 |
| | 81 | | | 538 | 129 | 23.97 | 0 | 5 | 4 | 34 | 165 | 297 | 33 |
| | NUMERICAL CHANGE | | | 35+ | 84+ | 13.20+ | 0 | 3- | 2+ | 11+ | 6+ | 30+ | 11- |
| | PERCENT CHANGE | | | 6.5+ | 65.1+ | 55.1+ | | 60.0- | 50.0+ | 32.4+ | 3.6+ | 10.1+ | 33.3- |
| STATE POLICE | 82 | | | 141 | 48 | 34.04 | 1 | 5 | 5 | 1 | 70 | 51 | 8 |
| | 81 | | | 50 | 47 | 31.33 | 0 | 4 | 4 | 7 | 60 | 55 | 20 |
| | NUMERICAL CHANGE | | | 9- | 1+ | 2.71+ | 1+ | 1+ | 1+ | 6- | 10+ | 4- | 12- |
| | PERCENT CHANGE | | | 6.0- | 2.1+ | 8.6+ | * | 25.0+ | 25.0+ | 85.7- | 16.7+ | 7.3- | 60.0- |
| MUNICIPAL | 82 | 54,080 | 55.00 | 2775 | 740 | 24.87 | 1 | 12 | 43 | 65 | 787 | 1925 | 142 |
| | 81 | 54,164 | 58.86 | 3189 | 798 | 25.02 | 1 | 11 | 61 | 92 | 846 | 2019 | 159 |
| | NUMERICAL CHANGE | | 84- | 3.86- | 114- | 58- | .15- | 0 | 1+ | 18- | 27- | 59- | 94- |
| | PERCENT CHANGE | | .2- | 6.6- | 4.7- | 7.3- | .6- | .0 | 9.1+ | 29.5- | 29.3- | 7.0- | 4.7- |
| PARKERSBURG PD | 82 | 39,754 | 63.17 | 2512 | 599 | 23.84 | 1 | 12 | 40 | 32 | 756 | 1544 | 127 |
| | 81 | 39,816 | 66.21 | 2437 | 657 | 24.91 | 1 | 9 | 54 | 67 | 789 | 1577 | 140 |
| | NUMERICAL CHANGE | | 62- | 3.04- | 125- | 58- | 1.07- | 0 | 3+ | 14- | 35- | 33- | 13- |
| | PERCENT CHANGE | | .2- | 4.6- | 4.7- | 8.8- | 4.3- | .0 | 33.3+ | 25.9- | 52.2- | 4.2- | 2.1- |
| VIENNA PD | 82 | 11,584 | 36.68 | 425 | 140 | 32.94 | 0 | 0 | 3 | 32 | 26 | 351 | 13 |
| | 81 | 11,602 | 41.88 | 486 | 129 | 26.54 | 0 | 0 | 5 | 24 | 43 | 399 | 15 |
| | NUMERICAL CHANGE | | 18- | 5.20- | 61- | 11+ | 6.40+ | 0 | 0 | 2- | 8+ | 17- | 48- |
| | PERCENT CHANGE | | .2- | 12.4- | 12.6- | 8.5+ | 24.1+ | | 40.0- | 33.3+ | 39.5- | 12.0- | 13.3- |
| WILLIAMSTOWN PD | 82 | 2,742 | 13.85 | 38 | 1 | 2.63 | 0 | 0 | 0 | 1 | 5 | 30 | 2 |
| | 81 | 2,746 | 24.03 | 66 | 12 | 18.18 | 0 | 2 | 2 | 1 | 14 | 43 | 4 |
| | NUMERICAL CHANGE | | 4- | 10.18- | 28- | 11- | 15.55- | 0 | 2- | 2- | 0 | 13- | 2- |
| | PERCENT CHANGE | | .1- | 42.4- | 42.4- | 91.7- | 85.5- | * | * | .0 | 64.3- | 30.2- | 50.0- |

JAN THRU DEC 82-81

PAGE 48
WEST VIRGINIA U C R CRIME INDEX REPORT

| IDENTIFIER | | POPULATION | CRIME RATE | TOTAL OFFEN | TOTAL CLEARED | PERCENT CLEARED | MURDER | RAPE | ROBBERY | FEL ASSLT | BREAK ENTER | LARCENY THEFT | M/V THEFT |
|-------------|------------------|------------|---------------|----------------|------------------|--------------------|--------|--------|---------|--------------|----------------|------------------|--------------|
| ***** | | | | | | | | | | | | | |
| WYOMING CTY | TOTAL | 82 | 36,170 | 5.52 | 200 | 51 | 25.50 | 5 | 0 | 2 | 7 | 83 | 75 |
| | | 81 | 36,225 | 6.23 | 226 | 70 | 30.97 | 1 | 3 | 0 | 7 | 110 | 86 |
| | NUMERICAL CHANGE | | 55- | .71- | 26- | 19- | 5.47- | 4+ | 3- | 2+ | 0 | 27- | 11- |
| | PERCENT CHANGE | | .2- | 11.4- | 11.5- | 27.1- | 17.7- | 400.0+ | * | * | .0 | 24.5- | 12.8- |
| ***** | | | | | | | | | | | | | |
| | RURAL | 82 | 29,911 | 4.64 | 139 | 40 | 28.77 | 5 | 0 | 1 | 7 | 56 | 49 |
| | | 81 | 29,956 | 4.67 | 140 | 50 | 35.71 | 1 | 1 | 0 | 3 | 82 | 36 |
| | NUMERICAL CHANGE | | 45- | .03- | 1- | 10- | 6.94- | 4+ | 1- | 1+ | 4+ | 26- | 13+ |
| | PERCENT CHANGE | | .2- | .6- | .7- | 20.0- | 19.4- | 400.0+ | * | * | 133.3+ | 31.7- | 36.1+ |
| | SHERIFF | 82 | | | 3 | 3 | 100.00 | 3 | 0 | 0 | 0 | 0 | 0 |
| | | 81 | | | 1 | 1 | 100.00 | 0 | 1 | 0 | 0 | 0 | 0 |
| | NUMERICAL CHANGE | | | | 2+ | 2+ | .00 | 3+ | 1- | 0 | 0 | 0 | 0 |
| | PERCENT CHANGE | | | | 200.0+ | 200.0+ | .0 | * | * | | | | |
| | STATE POLICE | 82 | | | 136 | 37 | 27.20 | 2 | 0 | 1 | 7 | 56 | 49 |
| | | 81 | | | 139 | 49 | 35.25 | 1 | 0 | 0 | 3 | 82 | 36 |
| | NUMERICAL CHANGE | | | | 3- | 12- | 8.05- | 1+ | 0 | 1+ | 4+ | 26- | 13+ |
| | PERCENT CHANGE | | | | 2.2- | 24.5- | 22.8- | 100.0+ | * | * | 133.3+ | 31.7- | 36.1+ |
| | MUNICIPAL | 82 | 6,259 | 9.74 | 61 | 11 | 18.03 | 0 | 0 | 1 | 0 | 27 | 26 |
| | | 81 | 6,269 | 13.71 | 86 | 20 | 23.25 | 0 | 2 | 0 | 4 | 28 | 50 |
| | NUMERICAL CHANGE | | 10- | 3.97- | 25- | 9- | 5.22- | 0 | 2- | 1+ | 4- | 1- | 24- |
| | PERCENT CHANGE | | .2- | 29.0- | 29.1- | 45.0- | 22.5- | * | * | * | * | 3.6- | 48.0- |
| | MULLENS PD | 82 | 2,951 | 11.52 | 34 | 1 | 2.94 | 0 | 0 | 1 | 0 | 10 | 19 |
| | | 81 | 2,956 | 14.88 | 44 | 6 | 13.63 | 0 | 0 | 0 | 2 | 12 | 30 |
| | NUMERICAL CHANGE | | 5- | 3.36- | 10- | 5- | 10.69- | 0 | 0 | 1+ | 2- | 2- | 11- |
| | PERCENT CHANGE | | .2- | 22.6- | 22.7- | 83.3- | 78.4- | * | * | * | * | 16.7- | 36.7- |
| | PINEVILLE PD | 82 | 1,149 | 1.74 | 2 | 2 | 100.00 | 0 | 0 | 0 | 0 | 0 | 2 |
| | | 81 | 1,151 | 6.95 | 8 | 5 | 62.50 | 0 | 0 | 0 | 2 | 3 | 3 |
| | NUMERICAL CHANGE | | 2- | 5.21- | 6- | 3- | 37.50+ | 0 | 0 | 0 | 2- | 3- | 1- |
| | PERCENT CHANGE | | .2- | 75.0- | 75.0- | 60.0- | 60.0+ | * | * | * | * | * | 33.3- |
| | OCEANA PD | 82 | 2,159 | 11.57 | 15 | 8 | 32.00 | 0 | 0 | 0 | 17 | 5 | 3 |
| | | 81 | 2,162 | 15.72 | 14 | 9 | 26.47 | 0 | 2 | 0 | 13 | 17 | 2 |
| | NUMERICAL CHANGE | | 3- | 4.15- | 9- | 1- | 5.53+ | 0 | 2- | 0 | 4+ | 12- | 1+ |
| | PERCENT CHANGE | | .1- | 26.4- | 26.5- | 11.1- | 20.9+ | * | * | * | 30.8+ | 70.6- | 50.0+ |

109

CONTINUED

2 OF 4

PART I ARRESTS BY CHARGE AND AGENCY TYPE

The report in this section details the number of persons arrested for Part I Offenses for the reporting periods of 1981 and 1982. Definitions for each of the Part I Offenses may be found in this book in the Table of Contents under the category entitled "Classification of Offenses."

JAN THRU DEC 82-81

PAGE 1
PART I ARRESTS BY CHARGE AND AGENCY TYPE

| | | JUVENILE | ADULTS | GRAND TOTAL | CRIMINAL MURDER | HOMICIDE NEG | FORCIBLE MANSL RAPE | ROBBERY | AGGRAV ASSAULT | BURGLARY | LARCENY | AUTO THEFT |
|---------------|--------|----------|--------|-------------|-----------------|--------------|---------------------|---------|----------------|----------|---------|------------|
| ***** | | | | | | | | | | | | |
| WEST VIRGINIA | TOTAL | 82 | 2525 | 8931 | 11456 | 106 | 14 | 203 | 511 | 978 | 2785 | 6279 |
| | 81 | 2938 | 8673 | 11611 | 130 | 21 | 182 | 481 | 1020 | 3148 | 5929 | 580 |
| | CHANGE | 413- | 258+ | 155- | 24- | 7- | 21+ | 30+ | 42- | 363- | 350+ | 120- |
| ***** | | | | | | | | | | | | |
| RURAL | 82 | 983 | 4230 | 5213 | 80 | 10 | 123 | 259 | 590 | 1724 | 2070 | 357 |
| | 81 | 1093 | 4535 | 5628 | 91 | 13 | 114 | 243 | 623 | 1994 | 2178 | 372 |
| | CHANGE | 110- | 305- | 415- | 11- | 3- | 9+ | 16+ | 33- | 270- | 108- | 15- |
| SHERIFF'S | 82 | 270 | 1986 | 2256 | 19 | 4 | 51 | 89 | 302 | 669 | 1007 | 115 |
| | 81 | 215 | 1771 | 1986 | 26 | 4 | 37 | 98 | 256 | 603 | 848 | 114 |
| | CHANGE | 55+ | 215+ | 270+ | 7- | 0 | 14+ | 9- | 46+ | 66+ | 159+ | 1+ |
| STATE POLICE | 82 | 713 | 2244 | 2957 | 61 | 6 | 72 | 170 | 288 | 1055 | 1063 | 242 |
| | 81 | 878 | 2764 | 3642 | 65 | 9 | 77 | 145 | 367 | 1391 | 1330 | 258 |
| | CHANGE | 165- | 520- | 685- | 4- | 3- | 5- | 25+ | 79- | 336- | 267- | 16- |
| MUNICIPAL | 82 | 1542 | 4701 | 6243 | 26 | 4 | 80 | 252 | 388 | 1061 | 4209 | 223 |
| | 81 | 1845 | 4138 | 5983 | 39 | 8 | 68 | 238 | 397 | 1154 | 3751 | 328 |
| | CHANGE | 303- | 563+ | 260+ | 13- | 4- | 12+ | 14+ | 9- | 93- | 458+ | 105- |
| ***** | | | | | | | | | | | | |
| BARBOUR CTY | TOTAL | 82 | 23 | 46 | 69 | 2 | 0 | 0 | 7 | 21 | 37 | 2 |
| | 81 | 17 | 44 | 61 | 0 | 0 | 0 | 2 | 5 | 24 | 26 | 4 |
| | CHANGE | 6+ | 2+ | 8+ | 2+ | 0 | 0 | 2- | 2+ | 3- | 11+ | 2- |
| ***** | | | | | | | | | | | | |
| RURAL | 82 | 8 | 28 | 36 | 2 | 0 | 0 | 0 | 6 | 15 | 13 | 0 |
| | 81 | 7 | 30 | 37 | 0 | 0 | 0 | 2 | 5 | 20 | 8 | 2 |
| | CHANGE | 1+ | 2- | 1- | 2+ | 0 | 0 | 2- | 1+ | 5- | 5+ | 2- |
| SHERIFF | 82 | 0 | 4 | 4 | 1 | 0 | 0 | 0 | 1 | 2 | 0 | 0 |
| | 81 | 3 | 7 | 10 | 0 | 0 | 0 | 0 | 1 | 8 | 1 | 0 |
| | CHANGE | 3- | 3- | 6- | 1+ | 0 | 0 | 0 | 0 | 6- | 1- | 0 |
| STATE POLICE | 82 | 8 | 24 | 32 | 1 | 0 | 0 | 0 | 5 | 13 | 13 | 0 |
| | 81 | 4 | 23 | 27 | 0 | 0 | 0 | 2 | 4 | 12 | 7 | 2 |
| | CHANGE | 4+ | 1+ | 5+ | 1+ | 0 | 0 | 2- | 1+ | 1+ | 6+ | 2- |
| MUNICIPAL | 82 | 15 | 18 | 33 | 0 | 0 | 0 | 0 | 1 | 6 | 24 | 2 |
| | 81 | 10 | 14 | 24 | 0 | 0 | 0 | 0 | 0 | 4 | 18 | 2 |
| | CHANGE | 5+ | 4+ | 9+ | 0 | 0 | 0 | 0 | 1+ | 2+ | 6+ | 0 |
| BELINGTON PD | 82 | 6 | 10 | 16 | 0 | 0 | 0 | 0 | 1 | 4 | 9 | 2 |
| | 81 | 0 | 5 | 5 | 0 | 0 | 0 | 0 | 0 | 0 | 5 | 0 |
| | CHANGE | 6+ | 5+ | 11+ | 0 | 0 | 0 | 0 | 1+ | 4+ | 4+ | 2+ |
| PHILIPPI PD | 82 | 9 | 8 | 17 | 0 | 0 | 0 | 0 | 0 | 2 | 15 | 0 |
| | 81 | 10 | 9 | 19 | 0 | 0 | 0 | 0 | 0 | 4 | 13 | 2 |
| | CHANGE | 1- | 1- | 2- | 0 | 0 | 0 | 0 | 0 | 2- | 2+ | 2- |

112

JAN THRU DEC 82-81

PAGE 2
PART I ARRESTS BY CHARGE AND AGENCY TYPE
JUVENILE ADULTS GRAND CRIMINAL HOMICIDE FORCIBLE ROBBERY AGGRAV BURGLARY LARCENY AUTO
TOTAL MURDER NEG MANSL RAPE ASSAULT THEFT

BERKELEY CTY TOTAL 82 74 243 317 1 2 1 18 20 71 185 19
81 143 222 365 3 2 4 20 14 141 152 29
CHANGE 69- 21+ 48- 2- 0 3- 2- 6+ 70- 33+ 10-

RURAL 82 26 89 115 1 2 1 11 11 41 43 5
81 57 125 182 0 2 0 14 9 84 61 12
CHANGE 31- 36- 67- 1+ 0 1+ 3- 2+ 43- 18- 7-
SHERIFF 82 4 45 49 0 0 0 0 4 17 25 3
81 26 54 80 0 2 0 7 4 24 37 6
CHANGE 22- 9- 31- 0 2- 0 7- 0 7- 12- 3-
STATE POLICE 82 22 44 66 1 2 1 11 7 24 18 2
81 31 71 102 0 0 0 7 5 60 24 6
CHANGE 9- 27- 36- 1+ 2+ 1+ 4+ 2+ 36- 6- 4-
MUNICIPAL 82 48 154 202 0 0 0 7 9 30 142 14
81 86 97 183 3 0 4 6 5 57 91 17
CHANGE 38- 57+ 19+ 3- 0 4- 1+ 4+ 27- 51+ 3-
113 MARTINSBURG PD 82 48 154 202 0 0 0 7 9 30 142 14
81 86 97 183 3 0 4 6 5 57 91 17
CHANGE 33- 57+ 19+ 3- 0 4- 1+ 4+ 27- 51+ 3-

BOONE CTY TOTAL 82 9 59 68 1 0 3 5 8 20 30 1
81 38 121 159 0 0 2 8 10 72 56 11
CHANGE 29- 62- 91- 1+ 0 1+ 3- 2- 52- 26- 10-

RURAL 82 6 58 64 1 0 3 4 8 18 29 1
81 37 120 157 0 0 2 8 10 71 55 11
CHANGE 31- 62- 93- 1+ 0 1+ 4- 2- 53- 26- 10-
SHERIFF 82 0 1 1 0 0 0 0 0 0 1 0
81 1 30 31 0 0 0 3 0 10 14 4
CHANGE 1- 29- 30- 0 0 0 3- 0 10- 13- 4-
STATE POLICE 82 6 57 63 1 0 3 4 8 18 28 1
81 36 90 126 0 0 2 5 10 61 41 7
CHANGE 30- 33- 63- 1+ 0 1+ 1- 2- 43- 13- 6-
MUNICIPAL 82 3 1 4 0 0 0 1 0 2 1 0
81 1 1 2 0 0 0 0 0 1 1 0
CHANGE 2+ 0 2+ 0 0 0 1+ 0 1+ 0 0
MADISON PD 82 0 0 0 0 0 0 0 0 0 0 0
81 0 0 0 0 0 0 0 0 0 0 0
CHANGE 0 0 0 0 0 0 0 0 0 0 0

JAN THRU DEC 82-81

PAGE 3
PART I ARRESTS BY CHARGE AND AGENCY TYPE
JUVENILE ADULTS GRAND CRIMINAL HOMICIDE FORCIBLE ROBBERY AGGRAV BURGLARY LARCENY AUTO
TOTAL MURDER NEG MANSL RAPE ASSAULT THEFT

| | | | | | | | | | | | | |
|-------------------|--------|-----|-----|-----|----|----|---|----|----|-----|-----|----|
| WHITESVILLE PD | 82 | 3 | 0 | 3 | 0 | 0 | 0 | 0 | 0 | 2 | 1 | 0 |
| | 81 | 1 | 1 | 2 | 0 | 0 | 0 | 0 | 0 | 1 | 1 | 0 |
| | CHANGE | 2+ | 1- | 1+ | 0 | 0 | 0 | 0 | 0 | 1+ | 0 | 0 |
| DANVILLE PD | 82 | 0 | 1 | 1 | 0 | 0 | 0 | 1 | 0 | 0 | 0 | 0 |
| | 81 | 0 | 0 | 0 | 0 | 0 | 0 | 0 | 0 | 0 | 0 | 0 |
| | CHANGE | 0 | 1+ | 1+ | 0 | 0 | 0 | 1+ | 0 | 0 | 0 | 0 |
| ***** | | | | | | | | | | | | |
| BRAXTON CTY TOTAL | 82 | 4 | 30 | 34 | 3 | 0 | 0 | 0 | 4 | 14 | 10 | 3 |
| | 81 | 15 | 24 | 39 | 0 | 0 | 0 | 0 | 0 | 17 | 14 | 8 |
| | CHANGE | 11- | 6+ | 5- | 3+ | 0 | 0 | 0 | 4+ | 3- | 4- | 5- |
| ***** | | | | | | | | | | | | |
| RURAL | 82 | 1 | 27 | 28 | 3 | 0 | 0 | 0 | 4 | 11 | 7 | 3 |
| | 81 | 15 | 20 | 35 | 0 | 0 | 0 | 0 | 0 | 16 | 11 | 8 |
| | CHANGE | 14- | 7+ | 7- | 3+ | 0 | 0 | 0 | 4+ | 5- | 4- | 5- |
| SHERIFF | 82 | 0 | 11 | 11 | 1 | 0 | 0 | 0 | 1 | 5 | 1 | 3 |
| | 81 | 0 | 2 | 2 | 0 | 0 | 0 | 0 | 0 | 0 | 0 | 2 |
| | CHANGE | 0 | 9+ | 9+ | 1+ | 0 | 0 | 0 | 1+ | 5+ | 1+ | 1+ |
| STATE POLICE | 82 | 1 | 16 | 17 | 2 | 0 | 0 | 0 | 3 | 6 | 6 | 0 |
| | 81 | 15 | 18 | 33 | 0 | 0 | 0 | 0 | 0 | 16 | 11 | 6 |
| | CHANGE | 14- | 2- | 16- | 2+ | 0 | 0 | 0 | 3+ | 10- | 5- | 6- |
| MUNICIPAL | 82 | 3 | 3 | 6 | 0 | 0 | 0 | 0 | 0 | 3 | 3 | 0 |
| | 81 | 0 | 4 | 4 | 0 | 0 | 0 | 0 | 0 | 1 | 3 | 0 |
| | CHANGE | 3+ | 1- | 2+ | 0 | 0 | 0 | 0 | 0 | 2+ | 0 | 0 |
| GASSAWAY PD | 82 | 0 | 1 | 1 | 0 | 0 | 0 | 0 | 0 | 0 | 1 | 0 |
| | 81 | 0 | 4 | 4 | 0 | 0 | 0 | 0 | 0 | 1 | 3 | 0 |
| | CHANGE | 0 | 3- | 3- | 0 | 0 | 0 | 0 | 0 | 1- | 2- | 0 |
| SUTTON PD | 82 | 3 | 0 | 3 | 0 | 0 | 0 | 0 | 0 | 3 | 0 | 0 |
| | 81 | 0 | 0 | 0 | 0 | 0 | 0 | 0 | 0 | 0 | 0 | 0 |
| | CHANGE | 3+ | 0 | 3+ | 0 | 0 | 0 | 0 | 0 | 3+ | 0 | 0 |
| BURNSVILLE PD | 82 | 0 | 2 | 2 | 0 | 0 | 0 | 0 | 0 | 0 | 2 | 0 |
| | 81 | 0 | 0 | 0 | 0 | 0 | 0 | 0 | 0 | 0 | 0 | 0 |
| | CHANGE | 0 | 2+ | 2+ | 0 | 0 | 0 | 0 | 0 | 0 | 2+ | 0 |
| ***** | | | | | | | | | | | | |
| BROOKE CTY TOTAL | 82 | 9 | 45 | 54 | 2 | 0 | 0 | 2 | 8 | 17 | 25 | 0 |
| | 81 | 21 | 59 | 80 | 2 | 1 | 0 | 6 | 9 | 18 | 36 | 8 |
| | CHANGE | 12- | 14- | 26- | 0 | 1- | 0 | 4- | 1- | 1- | 11- | 8- |
| ***** | | | | | | | | | | | | |
| RURAL | 82 | 6 | 28 | 34 | 2 | 0 | 0 | 2 | 7 | 15 | 8 | 0 |
| | 81 | 16 | 37 | 53 | 2 | 1 | 0 | 6 | 7 | 17 | 13 | 7 |
| | CHANGE | 10- | 9- | 19- | 0 | 1- | 0 | 4- | 0 | 2- | 5- | 7- |

JAN THRU DEC 82-81

PAGE 4
PART I ARRESTS BY CHARGE AND AGENCY TYPE
JUVENILE ADULTS GRAND TOTAL CRIMINAL HOMICIDE FORCIBLE ROBBERY AGGRAV BURGLARY LARCENY AUTO
MURDER NEG MANSL RAPE ASSAULT THEFT

| | | | | | | | | | | | | |
|------------------|----|-----|------|------|----|----|----|-----|-----|-----|------|-----|
| SHERIFF | 82 | 5 | 22 | 27 | 2 | 0 | 0 | 2 | 7 | 11 | 5 | 0 |
| | 81 | 16 | 35 | 51 | 1 | 1 | 0 | 6 | 7 | 16 | 13 | 7 |
| CHANGE | | 11- | 13- | 24- | 1+ | 1- | 0 | 4- | 0 | 5- | 8- | 7- |
| STATE POLICE | 82 | 1 | 6 | 7 | 0 | 0 | 0 | 0 | 0 | 4 | 3 | 0 |
| | 81 | 0 | 2 | 2 | 1 | 0 | 0 | 0 | 0 | 1 | 0 | 0 |
| CHANGE | | 1+ | 4+ | 5+ | 1- | 0 | 0 | 0 | 0 | 3+ | 3+ | 0 |
| MUNICIPAL | 82 | 3 | 17 | 20 | 0 | 0 | 0 | 0 | 1 | 2 | 17 | 0 |
| | 81 | 5 | 22 | 27 | 0 | 0 | 0 | 0 | 2 | 1 | 23 | 1 |
| CHANGE | | 2- | 5- | 7- | 0 | 0 | 0 | 0 | 1- | 1+ | 6- | 1- |
| FOLLANSBEE PD | 82 | 0 | 0 | 0 | 0 | 0 | 0 | 0 | 0 | 0 | 0 | 0 |
| | 81 | 0 | 0 | 0 | 0 | 0 | 0 | 0 | 0 | 0 | 0 | 0 |
| CHANGE | | 0 | 0 | 0 | 0 | 0 | 0 | 0 | 0 | 0 | 0 | 0 |
| WELLSBURG PD | 82 | 3 | 17 | 20 | 0 | 0 | 0 | 0 | 1 | 2 | 17 | 0 |
| | 81 | 5 | 22 | 27 | 0 | 0 | 0 | 0 | 2 | 1 | 23 | 1 |
| CHANGE | | 2- | 5- | 7- | 0 | 0 | 0 | 0 | 1- | 1+ | 6- | 1- |
| BETHANY PD | 82 | 0 | 0 | 0 | 0 | 0 | 0 | 0 | 0 | 0 | 0 | 0 |
| | 81 | 0 | 0 | 0 | 0 | 0 | 0 | 0 | 0 | 0 | 0 | 0 |
| CHANGE | | 0 | 0 | 0 | 0 | 0 | 0 | 0 | 0 | 0 | 0 | 0 |
| ***** | | | | | | | | | | | | |
| CABELL CTY TOTAL | 82 | 345 | 1110 | 1455 | 5 | 3 | 21 | 53 | 135 | 197 | 1011 | 30 |
| | 81 | 285 | 750 | 1035 | 14 | 3 | 20 | 35 | 84 | 227 | 612 | 40 |
| CHANGE | | 60+ | 360+ | 420+ | 9- | 0 | 1+ | 18+ | 51+ | 30- | 399+ | 10- |
| ***** | | | | | | | | | | | | |
| RURAL | 82 | 81 | 276 | 357 | 1 | 0 | 9 | 11 | 29 | 66 | 230 | 11 |
| | 81 | 56 | 219 | 275 | 8 | 1 | 9 | 8 | 23 | 39 | 174 | 13 |
| CHANGE | | 25+ | 57+ | 82+ | 7- | 1- | 0 | 3+ | 6+ | 27+ | 56+ | 2- |
| SHERIFF | 82 | 41 | 204 | 245 | 0 | 0 | 8 | 5 | 21 | 37 | 169 | 5 |
| | 81 | 27 | 153 | 180 | 4 | 1 | 8 | 6 | 14 | 30 | 114 | 3 |
| CHANGE | | 14+ | 51+ | 65+ | 4- | 1- | 0 | 1- | 7+ | 7+ | 55+ | 2+ |
| STATE POLICE | 82 | 40 | 72 | 112 | 1 | 0 | 1 | 6 | 8 | 29 | 61 | 6 |
| | 81 | 29 | 66 | 95 | 4 | 0 | 1 | 2 | 9 | 9 | 60 | 10 |
| CHANGE | | 11+ | 6+ | 17+ | 3- | 0 | 0 | 4+ | 1- | 20+ | 1+ | 4- |
| MUNICIPAL | 82 | 264 | 834 | 1098 | 4 | 3 | 12 | 42 | 106 | 131 | 781 | 19 |
| | 81 | 229 | 531 | 760 | 6 | 2 | 11 | 27 | 61 | 188 | 438 | 27 |
| CHANGE | | 35+ | 303+ | 338+ | 2- | 1+ | 1+ | 15+ | 45+ | 57- | 343+ | 8- |
| BARBOURSVILLE PD | 82 | 30 | 105 | 135 | 0 | 0 | 1 | 0 | 0 | 6 | 127 | 1 |
| | 81 | 8 | 45 | 53 | 0 | 0 | 0 | 0 | 1 | 0 | 50 | 2 |
| CHANGE | | 22+ | 60+ | 82+ | 0 | 0 | 1+ | 0 | 1- | 6+ | 77+ | 1- |
| HUNTINGTON PD | 82 | 230 | 718 | 948 | 4 | 3 | 11 | 42 | 106 | 117 | 647 | 18 |
| | 81 | 210 | 474 | 684 | 6 | 2 | 11 | 27 | 53 | 183 | 372 | 25 |
| CHANGE | | 20+ | 244+ | 264+ | 2- | 1+ | 0 | 15+ | 48+ | 66- | 275+ | 7- |

JAN THRU DEC 82-81

PAGE 5

PART I ARRESTS BY CHARGE AND AGENCY TYPE

| | | JUVENILE | ADULTS | GRAND TOTAL | CRIMINAL MURDER | HOMICIDE NEG MANSL | FORCIBLE RAPE | ROBBERY | AGGRAV ASSAULT | BURGLARY | LARCENY | AUTO THEFT |
|--------------------|--------|----------|--------|----------------|--------------------|-----------------------|------------------|---------|-------------------|----------|---------|---------------|
| MILTON PD | 82 | 0 | 0 | 0 | 0 | 0 | 0 | 0 | 0 | 0 | 0 | 0 |
| | 81 | 8 | 6 | 14 | 0 | 0 | 0 | 0 | 0 | 4 | 10 | 0 |
| | CHANGE | 8- | 6- | 14- | 0 | 0 | 0 | 0 | 0 | 4- | 10- | 0 |
| MU SECURITY POLICE | 82 | 4 | 11 | 15 | 0 | 0 | 0 | 0 | 0 | 8 | 7 | 0 |
| | 81 | 3 | 6 | 9 | 0 | 0 | 0 | 0 | 2 | 1 | 6 | 0 |
| | CHANGE | 1+ | 5+ | 6+ | 0 | 0 | 0 | 0 | 2- | 7+ | 1+ | 0 |
| ***** | | | | | | | | | | | | |
| CALHOUN CTY TOTAL | 82 | 7 | 32 | 39 | 0 | 1 | 1 | 4 | 5 | 6 | 20 | 2 |
| | 81 | 3 | 24 | 27 | 1 | 0 | 0 | 0 | 4 | 7 | 12 | 3 |
| | CHANGE | 4+ | 8+ | 12+ | 1- | 1+ | 1+ | 4+ | 1+ | 1- | 8+ | 1- |
| ***** | | | | | | | | | | | | |
| RURAL | 82 | 7 | 32 | 39 | 0 | 1 | 1 | 4 | 5 | 6 | 20 | 2 |
| | 81 | 3 | 24 | 27 | 1 | 0 | 0 | 0 | 4 | 7 | 12 | 3 |
| | CHANGE | 4+ | 8+ | 12+ | 1- | 1+ | 1+ | 4+ | 1+ | 1- | 8+ | 1- |
| SHERIFF | 82 | 0 | 0 | 0 | 0 | 0 | 0 | 0 | 0 | 0 | 0 | 0 |
| | 81 | 0 | 0 | 0 | 0 | 0 | 0 | 0 | 0 | 0 | 0 | 0 |
| | CHANGE | 0 | 0 | 0 | 0 | 0 | 0 | 0 | 0 | 0 | 0 | 0 |
| STATE POLICE | 82 | 7 | 32 | 39 | 0 | 1 | 1 | 4 | 5 | 6 | 20 | 2 |
| | 81 | 3 | 24 | 27 | 1 | 0 | 0 | 0 | 4 | 7 | 12 | 3 |
| | CHANGE | 4+ | 8+ | 12+ | 1- | 1+ | 1+ | 4+ | 1+ | 1- | 8+ | 1- |
| MUNICIPAL | 82 | 0 | 0 | 0 | 0 | 0 | 0 | 0 | 0 | 0 | 0 | 0 |
| | 81 | 0 | 0 | 0 | 0 | 0 | 0 | 0 | 0 | 0 | 0 | 0 |
| | CHANGE | 0 | 0 | 0 | 0 | 0 | 0 | 0 | 0 | 0 | 0 | 0 |
| GRANTSVILLE PD | 82 | 0 | 0 | 0 | 0 | 0 | 0 | 0 | 0 | 0 | 0 | 0 |
| | 81 | 0 | 0 | 0 | 0 | 0 | 0 | 0 | 0 | 0 | 0 | 0 |
| | CHANGE | 0 | 0 | 0 | 0 | 0 | 0 | 0 | 0 | 0 | 0 | 0 |
| ***** | | | | | | | | | | | | |
| CLAY CTY TOTAL | 82 | 8 | 39 | 47 | 2 | 0 | 3 | 1 | 13 | 17 | 9 | 2 |
| | 81 | 11 | 94 | 105 | 0 | 0 | 4 | 0 | 14 | 16 | 67 | 4 |
| | CHANGE | 3- | 55- | 58- | 2+ | 0 | 1- | 1+ | 1- | 1+ | 58- | 2- |
| ***** | | | | | | | | | | | | |
| RURAL | 82 | 8 | 39 | 47 | 2 | 0 | 3 | 1 | 13 | 17 | 9 | 2 |
| | 81 | 11 | 94 | 105 | 0 | 0 | 4 | 0 | 14 | 16 | 67 | 4 |
| | CHANGE | 3- | 55- | 58- | 2+ | 0 | 1- | 1+ | 1- | 1+ | 58- | 2- |
| SHERIFF | 82 | 0 | 0 | 0 | 0 | 0 | 0 | 0 | 0 | 0 | 0 | 0 |
| | 81 | 0 | 0 | 0 | 0 | 0 | 0 | 0 | 0 | 0 | 0 | 0 |
| | CHANGE | 0 | 0 | 0 | 0 | 0 | 0 | 0 | 0 | 0 | 0 | 0 |
| STATE POLICE | 82 | 8 | 39 | 47 | 2 | 0 | 3 | 1 | 13 | 17 | 9 | 2 |
| | 81 | 11 | 94 | 105 | 0 | 0 | 4 | 0 | 14 | 16 | 67 | 4 |
| | CHANGE | 3- | 55- | 58- | 2+ | 0 | 1- | 1+ | 1- | 1+ | 58- | 2- |

116

JAN THRU DEC 82-81

PAGE 6
PART I ARRESTS BY CHARGE AND AGENCY TYPE
JUVENILE ADULTS GRAND TOTAL CRIMINAL HOMICIDE FORCIBLE ROBBERY AGGRAV BURGLARY LARCENY AUTO
MURDER NEG MANSL RAPE ASSAULT THEFT

| | | | | | | | | | | | | | |
|---------------------|--------|--------|-----|-----|------|----|----|----|----|-----|-----|-----|----|
| MUNICIPAL | 82 | 0 | 0 | 0 | 0 | 0 | 0 | 0 | 0 | 0 | 0 | 0 | 0 |
| | 81 | 0 | 0 | 0 | 0 | 0 | 0 | 0 | 0 | 0 | 0 | 0 | 0 |
| | CHANGE | 0 | 0 | 0 | 0 | 0 | 0 | 0 | 0 | 0 | 0 | 0 | 0 |
| CLAY PD | 82 | 0 | 0 | 0 | 0 | 0 | 0 | 0 | 0 | 0 | 0 | 0 | 0 |
| | 81 | 0 | 0 | 0 | 0 | 0 | 0 | 0 | 0 | 0 | 0 | 0 | 0 |
| | CHANGE | 0 | 0 | 0 | 0 | 0 | 0 | 0 | 0 | 0 | 0 | 0 | 0 |
| ***** | | | | | | | | | | | | | |
| DODDRIDGE CTY TOTAL | | 82 | 6 | 28 | 34 | 0 | 1 | 1 | 0 | 1 | 13 | 15 | 3 |
| | | 81 | 2 | 21 | 23 | 0 | 0 | 0 | 0 | 4 | 9 | 6 | 4 |
| | | CHANGE | 4+ | 7+ | 11+ | 0 | 1+ | 1+ | 0 | 3- | 4+ | 9+ | 1- |
| ***** | | | | | | | | | | | | | |
| RURAL | 82 | 6 | 28 | 34 | 0 | 1 | 1 | 0 | 1 | 13 | 15 | 3 | 3 |
| | 81 | 2 | 20 | 22 | 0 | 0 | 0 | 0 | 4 | 8 | 6 | 4 | 4 |
| | CHANGE | 4+ | 8+ | 12+ | 0 | 1+ | 1+ | 0 | 3- | 5+ | 9+ | 1- | 1- |
| SHERIFF | 82 | 2 | 9 | 11 | 0 | 1 | 0 | 0 | 0 | 8 | 2 | 0 | 0 |
| | 81 | 0 | 2 | 2 | 0 | 0 | 0 | 0 | 0 | 2 | 0 | 0 | 0 |
| | CHANGE | 2+ | 7+ | 9+ | 0 | 1+ | 0 | 0 | 0 | 6+ | 2+ | 0 | 0 |
| STATE POLICE | 82 | 4 | 19 | 23 | 0 | 0 | 1 | 0 | 1 | 5 | 13 | 3 | 3 |
| | 81 | 2 | 18 | 20 | 0 | 0 | 0 | 0 | 4 | 6 | 6 | 4 | 4 |
| | CHANGE | 2+ | 1+ | 3+ | 0 | 0 | 1+ | 0 | 3- | 1- | 7+ | 1- | 1- |
| MUNICIPAL | 82 | 0 | 0 | 0 | 0 | 0 | 0 | 0 | 0 | 0 | 0 | 0 | 0 |
| | 81 | 0 | 1 | 1 | 0 | 0 | 0 | 0 | 0 | 1 | 0 | 0 | 0 |
| | CHANGE | 0 | 1- | 1- | 0 | 0 | 0 | 0 | 0 | 1- | 0 | 0 | 0 |
| WEST UNION PD | 82 | 0 | 0 | 0 | 0 | 0 | 0 | 0 | 0 | 0 | 0 | 0 | 0 |
| | 81 | 0 | 1 | 1 | 0 | 0 | 0 | 0 | 0 | 1 | 0 | 0 | 0 |
| | CHANGE | 0 | 1- | 1- | 0 | 0 | 0 | 0 | 0 | 1- | 0 | 0 | 0 |
| ***** | | | | | | | | | | | | | |
| FAYETTE CTY TOTAL | | 82 | 73 | 330 | 403 | 6 | 2 | 14 | 19 | 44 | 157 | 141 | 20 |
| | | 81 | 39 | 254 | 293 | 12 | 1 | 7 | 14 | 46 | 80 | 118 | 15 |
| | | CHANGE | 34+ | 76+ | 110+ | 6- | 1+ | 7+ | 5+ | 2- | 77+ | 23+ | 5+ |
| ***** | | | | | | | | | | | | | |
| RURAL | 82 | 55 | 221 | 276 | 6 | 2 | 14 | 13 | 37 | 117 | 71 | 16 | 16 |
| | 81 | 23 | 184 | 207 | 9 | 0 | 7 | 12 | 41 | 63 | 66 | 9 | 9 |
| | CHANGE | 32+ | 37+ | 69+ | 3- | 2+ | 7+ | 1+ | 4- | 54+ | 5+ | 7+ | 7+ |
| SHERIFF | 82 | 21 | 114 | 135 | 2 | 2 | 11 | 4 | 26 | 59 | 27 | 4 | 4 |
| | 81 | 7 | 129 | 136 | 1 | 0 | 2 | 7 | 32 | 42 | 46 | 6 | 6 |
| | CHANGE | 14+ | 15- | 1- | 1+ | 2+ | 9+ | 3- | 6- | 17+ | 19- | 2- | 2- |
| STATE POLICE | 82 | 34 | 107 | 141 | 4 | 0 | 3 | 9 | 11 | 58 | 44 | 12 | 12 |
| | 81 | 16 | 55 | 71 | 8 | 0 | 5 | 5 | 9 | 21 | 20 | 3 | 3 |
| | CHANGE | 18+ | 52+ | 70+ | 4- | 0 | 2- | 4+ | 2+ | 37+ | 24+ | 9+ | 9+ |

117

JAN THRU DEC 82-81

PAGE 7
PART I ARRESTS BY CHARGE AND AGENCY TYPE

| | | JUVENILE | ADULTS | GRAND TOTAL | CRIMINAL MURDER | HOMICIDE NEG MANSL | FORCIBLE RAPE | ROBBERY | AGGRAV ASSAULT | BURGLARY | LARCENY | AUTO THEFT |
|-----|--------------------|----------|--------|-------------|-----------------|--------------------|---------------|---------|----------------|----------|---------|------------|
| 118 | MUNICIPAL | 82 | 18 | 109 | 127 | 0 | 0 | 6 | 7 | 40 | 70 | 4 |
| | | 81 | 16 | 70 | 86 | 3 | 1 | 2 | 5 | 17 | 52 | 6 |
| | CHANGE | | 2+ | 39+ | 41+ | 3- | 1- | 4+ | 2+ | 23+ | 18+ | 2- |
| | ANSTED PD | 82 | 0 | 5 | 5 | 0 | 0 | 0 | 0 | 3 | 2 | 0 |
| | | 81 | 0 | 0 | 0 | 0 | 0 | 0 | 0 | 0 | 0 | 0 |
| | CHANGE | | 0 | 5+ | 5+ | 0 | 0 | 0 | 0 | 3+ | 2+ | 0 |
| | FAYETTEVILLE PD | 82 | 3 | 0 | 3 | 0 | 0 | 0 | 0 | 3 | 0 | 0 |
| | | 81 | 2 | 2 | 4 | 0 | 0 | 0 | 0 | 4 | 0 | 0 |
| | CHANGE | | 1+ | 2- | 1- | 0 | 0 | 0 | 0 | 1- | 0 | 0 |
| | MONTGOMERY PD | 82 | 5 | 31 | 36 | 0 | 0 | 2 | 2 | 11 | 19 | 2 |
| | | 81 | 7 | 28 | 35 | 0 | 0 | 0 | 3 | 6 | 26 | 0 |
| | CHANGE | | 2- | 3+ | 1+ | 0 | 0 | 2+ | 1- | 5+ | 7- | 2+ |
| | MOUNT HOPE PD | 82 | 3 | 6 | 9 | 0 | 0 | 0 | 3 | 1 | 4 | 1 |
| | | 81 | 0 | 4 | 4 | 0 | 0 | 0 | 0 | 1 | 3 | 0 |
| | CHANGE | | 3+ | 2+ | 5+ | 0 | 0 | 0 | 3+ | 0 | 1+ | 1+ |
| 118 | OAK HILL PD | 82 | 3 | 42 | 45 | 0 | 0 | 0 | 0 | 6 | 39 | 0 |
| | | 81 | 7 | 31 | 38 | 3 | 1 | 0 | 1 | 6 | 23 | 4 |
| | CHANGE | | 4- | 11+ | 7+ | 3- | 1- | 0 | 1- | 0 | 16+ | 4- |
| | MEADOW BRIDGE PD | 82 | 0 | 0 | 0 | 0 | 0 | 0 | 0 | 0 | 0 | 0 |
| | | 81 | 0 | 0 | 0 | 0 | 0 | 0 | 0 | 0 | 0 | 0 |
| | CHANGE | | 0 | 0 | 0 | 0 | 0 | 0 | 0 | 0 | 0 | 0 |
| | SMITHERS PD | 82 | 0 | 20 | 20 | 0 | 0 | 4 | 0 | 15 | 0 | 1 |
| | | 81 | 0 | 0 | 0 | 0 | 0 | 0 | 0 | 0 | 0 | 0 |
| | CHANGE | | 0 | 20+ | 20+ | 0 | 0 | 4+ | 0 | 15+ | 0 | 1+ |
| | PAX PD | 82 | 4 | 1 | 5 | 0 | 0 | 0 | 0 | 1 | 4 | 0 |
| | | 81 | 0 | 0 | 0 | 0 | 0 | 0 | 0 | 0 | 0 | 0 |
| | CHANGE | | 4+ | 1+ | 5+ | 0 | 0 | 0 | 0 | 1+ | 4+ | 0 |
| | W VA TECH SECURITY | 82 | 0 | 2 | 2 | 0 | 0 | 0 | 0 | 0 | 2 | 0 |
| | | 81 | 0 | 3 | 3 | 0 | 0 | 0 | 0 | 0 | 0 | 0 |
| | CHANGE | | 0 | 1- | 1- | 0 | 0 | 2- | 1- | 0 | 2+ | 0 |
| 118 | GAULEY BRIDGE PD | 82 | 0 | 2 | 2 | 0 | 0 | 0 | 2 | 0 | 0 | 0 |
| | | 81 | 0 | 2 | 2 | 0 | 0 | 0 | 0 | 0 | 0 | 0 |
| | CHANGE | | 0 | 0 | 0 | 0 | 0 | 0 | 2+ | 0 | 0 | 2- |
| | ***** | | | | | | | | | | | |
| | GILMER CTY TOTAL | 82 | 0 | 16 | 16 | 0 | 1 | 2 | 2 | 1 | 8 | 1 |
| | | 81 | 4 | 16 | 20 | 0 | 0 | 0 | 5 | 5 | 6 | 4 |
| | CHANGE | | 4- | 0 | 4- | 0 | 1+ | 2+ | 3- | 4- | 2+ | 3- |
| | ***** | | | | | | | | | | | |
| | RURAL | 82 | 0 | 10 | 10 | 0 | 1 | 1 | 2 | 1 | 3 | 1 |
| | | 81 | 1 | 15 | 16 | 0 | 0 | 0 | 5 | 2 | 6 | 3 |
| | CHANGE | | 1- | 5- | 6- | 0 | 1+ | 1+ | 3- | 1- | 3- | 2- |

JAN THRU DEC 82-81

PAGE 8
PART I ARRESTS BY CHARGE AND AGENCY TYPE
JUVENILE ADULTS GRAND CRIMINAL HOMICIDE FORCIBLE ROBBERY AGGRAV BURGLARY LARCENY AUTO
TOTAL MURDER NEG MANSL RAPE ASSAULT THEFT

| | | | | | | | | | | | | |
|-----------------------|-------|----|-----|----|----|----|----|----|----|-----|----|----|
| SHERIFF | 82 | 0 | 3 | 3 | 0 | 1 | 1 | 0 | 1 | 0 | 0 | 0 |
| | 81 | 1 | 8 | 9 | 0 | 0 | 0 | 0 | 3 | 2 | 3 | 1 |
| CHANGE | | 1- | 5- | 6- | 0 | 1+ | 1+ | 0 | 2- | 2- | 3- | 1- |
| STATE POLICE | 82 | 0 | 7 | 7 | 0 | 0 | 0 | 1 | 1 | 1 | 3 | 1 |
| | 81 | 0 | 7 | 7 | 0 | 0 | 0 | 0 | 2 | 0 | 3 | 2 |
| CHANGE | | 0 | 0 | 0 | 0 | 0 | 0 | 1+ | 1- | 1+ | 0 | 1- |
| MUNICIPAL | 82 | 0 | 6 | 6 | 0 | 0 | 1 | 0 | 0 | 0 | 5 | 0 |
| | 81 | 3 | 1 | 4 | 0 | 0 | 0 | 0 | 0 | 3 | 9 | 1 |
| CHANGE | | 3- | 5+ | 2+ | 0 | 0 | 1+ | 0 | 0 | 3- | 5+ | 1- |
| GLENVILLE PD | 82 | 0 | 6 | 6 | 0 | 0 | 1 | 0 | 0 | 0 | 5 | 0 |
| | 81 | 3 | 1 | 4 | 0 | 0 | 0 | 0 | 0 | 3 | 0 | 1 |
| CHANGE | | 3- | 5+ | 2+ | 0 | 0 | 1+ | 0 | 0 | 3- | 5+ | 1- |
| GLENVILLE ST SECURITY | 82 | 0 | 0 | 0 | 0 | 0 | 0 | 0 | 0 | 0 | 0 | 0 |
| | 81 | 0 | 0 | 0 | 0 | 0 | 0 | 0 | 0 | 0 | 0 | 0 |
| CHANGE | | 0 | 0 | 0 | 0 | 0 | 0 | 0 | 0 | 0 | 0 | 0 |
| ***** | | | | | | | | | | | | |
| GRANT CTY TOTAL | 82 | 11 | 14 | 25 | 0 | 0 | 0 | 0 | 1 | 19 | 4 | 1 |
| | 81 | 5 | 27 | 32 | 0 | 0 | 0 | 0 | 1 | 23 | 6 | 2 |
| CHANGE | | 6+ | 13- | 7- | 0 | 0 | 0 | 0 | 1 | 4- | 2- | 1- |
| ***** | | | | | | | | | | | | |
| 119 | RURAL | 82 | 10 | 13 | 23 | 0 | 0 | 0 | 1 | 17 | 4 | 1 |
| | 81 | 5 | 25 | 30 | 0 | 0 | 0 | 0 | 0 | 22 | 6 | 2 |
| CHANGE | | 5+ | 12- | 7- | 0 | 0 | 0 | 0 | 1+ | 5- | 2- | 1- |
| SHERIFF | 82 | 6 | 6 | 12 | 0 | 0 | 0 | 0 | 1 | 8 | 2 | 1 |
| | 81 | 0 | 11 | 11 | 0 | 0 | 0 | 0 | 0 | 11 | 0 | 0 |
| CHANGE | | 6+ | 5- | 1+ | 0 | 0 | 0 | 0 | 1+ | 3- | 2+ | 1+ |
| STATE POLICE | 82 | 4 | 7 | 11 | 0 | 0 | 0 | 0 | 0 | 9 | 2 | 0 |
| | 81 | 5 | 14 | 19 | 0 | 0 | 0 | 0 | 0 | 11 | 6 | 2 |
| CHANGE | | 1- | 7- | 8- | 0 | 0 | 0 | 0 | 0 | 2- | 4- | 2- |
| MUNICIPAL | 82 | 1 | 1 | 2 | 0 | 0 | 0 | 0 | 0 | 2 | 0 | 0 |
| | 81 | 0 | 2 | 2 | 0 | 0 | 0 | 0 | 1 | 1 | 0 | 0 |
| CHANGE | | 1+ | 1- | 0 | 0 | 0 | 0 | 0 | 1- | 1+ | 0 | 0 |
| PETERSBURG PD | 82 | 1 | 1 | 2 | 0 | 0 | 0 | 0 | 0 | 2 | 0 | 0 |
| | 81 | 0 | 1 | 1 | 0 | 0 | 0 | 0 | 0 | 1 | 0 | 0 |
| CHANGE | | 1+ | 0 | 1+ | 0 | 0 | 0 | 0 | 0 | 1+ | 0 | 0 |
| BAYARD PD | 82 | 0 | 0 | 0 | 0 | 0 | 0 | 0 | 0 | 0 | 0 | 0 |
| | 81 | 0 | 1 | 1 | 0 | 0 | 0 | 0 | 1 | 0 | 0 | 0 |
| CHANGE | | 0 | 1- | 1- | 0 | 0 | 0 | 0 | 1- | 0 | 0 | 0 |
| ***** | | | | | | | | | | | | |
| GREENBRIER CTY TOTAL | 82 | 20 | 69 | 89 | 0 | 0 | 0 | 2 | 5 | 44 | 31 | 7 |
| | 81 | 22 | 71 | 93 | 5 | 0 | 2 | 2 | 8 | 33 | 37 | 6 |
| CHANGE | | 2- | 2- | 4- | 5- | 0 | 2- | 0 | 3- | 11+ | 6- | 1+ |
| ***** | | | | | | | | | | | | |

JAN THRU DEC 82-81

PAGE 9
PART I ARRESTS BY CHARGE AND AGENCY TYPE
JUVENILE ADULTS GRAND CRIMINAL HOMICIDE FORCIBLE ROBBERY AGGRAV BURGLARY LARCENY AUTO
TOTAL MURDER NEG MANSL RAPE ASSAULT THEFT

120

| | | | | | | | | | | | | |
|--------------------------|----|-----|-----|-----|----|---|----|----|----|-----|-----|----|
| RURAL | 82 | 12 | 59 | 71 | 0 | 0 | 0 | 2 | 5 | 32 | 27 | 5 |
| | 81 | 19 | 64 | 83 | 5 | 0 | 2 | 2 | 8 | 27 | 33 | 6 |
| CHANGE | | 7- | 5- | 12- | 5- | 0 | 2- | 0 | 3- | 5+ | 6- | 1- |
| SHERIFF | 82 | 0 | 19 | 19 | 0 | 0 | 0 | 2 | 1 | 12 | 4 | 0 |
| | 81 | 0 | 26 | 26 | 1 | 0 | 2 | 0 | 8 | 7 | 5 | 3 |
| CHANGE | | 0 | 7- | 7- | 1- | 0 | 2- | 2+ | 7- | 5+ | 1- | 3- |
| STATE POLICE | 82 | 12 | 40 | 52 | 0 | 0 | 0 | 0 | 4 | 20 | 23 | 5 |
| | 81 | 19 | 38 | 57 | 4 | 0 | 0 | 0 | 0 | 20 | 28 | 3 |
| CHANGE | | 7- | 2+ | 5- | 4- | 0 | 0 | 2- | 4+ | 0 | 5- | 2+ |
| MUNICIPAL | 82 | 8 | 10 | 18 | 0 | 0 | 0 | 0 | 0 | 12 | 4 | 2 |
| | 81 | 3 | 7 | 10 | 0 | 0 | 0 | 0 | 0 | 6 | 4 | 0 |
| CHANGE | | 5+ | 3+ | 8+ | 0 | 0 | 0 | 0 | 0 | 6+ | 0 | 2+ |
| LEWISBURG PD | 82 | 6 | 3 | 9 | 0 | 0 | 0 | 0 | 0 | 5 | 2 | 2 |
| | 81 | 0 | 7 | 7 | 0 | 0 | 0 | 0 | 0 | 3 | 4 | 0 |
| CHANGE | | 6+ | 4- | 2+ | 0 | 0 | 0 | 0 | 0 | 2+ | 2- | 2+ |
| RAINELLE PD | 82 | 0 | 0 | 0 | 0 | 0 | 0 | 0 | 0 | 0 | 0 | 0 |
| | 81 | 0 | 0 | 0 | 0 | 0 | 0 | 0 | 0 | 0 | 0 | 0 |
| CHANGE | | 0 | 0 | 0 | 0 | 0 | 0 | 0 | 0 | 0 | 0 | 0 |
| RONCEVERTE PD | 82 | 1 | 6 | 7 | 0 | 0 | 0 | 0 | 0 | 7 | 0 | 0 |
| | 81 | 0 | 0 | 0 | 0 | 0 | 0 | 0 | 0 | 0 | 0 | 0 |
| CHANGE | | 1+ | 6+ | 7+ | 0 | 0 | 0 | 0 | 0 | 7+ | 0 | 0 |
| WHITE SULPHUR SPRINGS PD | 82 | 1 | 1 | 2 | 0 | 0 | 0 | 0 | 0 | 0 | 2 | 0 |
| | 81 | 3 | 0 | 3 | 0 | 0 | 0 | 0 | 0 | 3 | 0 | 0 |
| CHANGE | | 2- | 1+ | 1- | 0 | 0 | 0 | 0 | 0 | 3- | 2+ | 0 |
| QUINWOOD PD | 82 | 0 | 0 | 0 | 0 | 0 | 0 | 0 | 0 | 0 | 0 | 0 |
| | 81 | 0 | 0 | 0 | 0 | 0 | 0 | 0 | 0 | 0 | 0 | 0 |
| CHANGE | | 0 | 0 | 0 | 0 | 0 | 0 | 0 | 0 | 0 | 0 | 0 |
| RUPERT PD | 82 | 0 | 0 | 0 | 0 | 0 | 0 | 0 | 0 | 0 | 0 | 0 |
| | 81 | 0 | 0 | 0 | 0 | 0 | 0 | 0 | 0 | 0 | 0 | 0 |
| CHANGE | | 0 | 0 | 0 | 0 | 0 | 0 | 0 | 0 | 0 | 0 | 0 |
| ***** | | | | | | | | | | | | |
| HAMPSHIRE CTY TOTAL | 82 | 35 | 59 | 94 | 1 | 0 | 2 | 1 | 11 | 59 | 18 | 2 |
| | 81 | 28 | 84 | 112 | 0 | 0 | 0 | 1 | 9 | 52 | 42 | 7 |
| CHANGE | | 7+ | 25- | 18- | 1+ | 0 | 2+ | 1- | 2+ | 7+ | 24- | 5- |
| ***** | | | | | | | | | | | | |
| RURAL | 82 | 35 | 58 | 93 | 1 | 0 | 2 | 1 | 11 | 59 | 17 | 2 |
| | 81 | 26 | 82 | 108 | 0 | 0 | 0 | 2 | 9 | 49 | 42 | 6 |
| CHANGE | | 9+ | 24- | 15- | 1+ | 0 | 2+ | 1- | 2+ | 10+ | 25- | 4- |
| SHERIFF | 82 | 20 | 7 | 27 | 0 | 0 | 2 | 0 | 0 | 19 | 6 | 0 |
| | 81 | 3 | 8 | 11 | 0 | 0 | 0 | 0 | 0 | 3 | 8 | 0 |
| CHANGE | | 17+ | 1- | 16+ | 0 | 0 | 2+ | 0 | 0 | 16+ | 2- | 0 |

JAN THRU DEC 82-81

PAGE 10
PART I ARRESTS BY CHARGE AND AGENCY TYPE
JUVENILE ADULTS GRAND TOTAL CRIMINAL HOMICIDE FORCIBLE ROBBERY AGGRAV BURGLARY LARCENY AUTO
MURDER NEG MANSL RAPE ASSAULT THEFT

| | | | | | | | | | | | | |
|-------------------|-------|-----|-----|-----|-----|----|----|----|----|-----|-----|-----|
| STATE POLICE | 82 | 15 | 51 | 66 | 1 | 0 | 0 | 1 | 11 | 40 | 11 | 2 |
| | 81 | 23 | 74 | 97 | 0 | 0 | 0 | 2 | 9 | 46 | 34 | 6 |
| CHANGE | | 8- | 23- | 31- | 1+ | 0 | 0 | 1- | 2+ | 6- | 23- | 4- |
| MUNICIPAL | 82 | 0 | 1 | 1 | 0 | 0 | 0 | 0 | 0 | 0 | 1 | 0 |
| | 81 | 2 | 2 | 4 | 0 | 0 | 0 | 0 | 0 | 3 | 0 | 1 |
| CHANGE | | 2- | 1- | 3- | 0 | 0 | 0 | 0 | 0 | 3- | 1+ | 1- |
| ROMNEY PD | 82 | 0 | 1 | 1 | 0 | 0 | 0 | 0 | 0 | 0 | 1 | 0 |
| | 81 | 2 | 2 | 4 | 0 | 0 | 0 | 0 | 0 | 3 | 0 | 1 |
| CHANGE | | 2- | 1- | 3- | 0 | 0 | 0 | 0 | 0 | 3- | 1+ | 1- |
| ***** | | | | | | | | | | | | |
| HANCOCK CTY | TOTAL | 82 | 37 | 161 | 198 | 0 | 0 | 0 | 14 | 18 | 39 | 124 |
| | 81 | 51 | 156 | 207 | 5 | 0 | 3 | 13 | 22 | 34 | 118 | 12 |
| CHANGE | | 14- | 5+ | 9- | 5- | 0 | 3- | 1+ | 4- | 5+ | 6+ | 9- |
| ***** | | | | | | | | | | | | |
| RURAL | 82 | 1 | 34 | 35 | 0 | 0 | 0 | 5 | 5 | 10 | 15 | 0 |
| | 81 | 3 | 64 | 67 | 1 | 0 | 0 | 9 | 14 | 18 | 24 | 1 |
| CHANGE | | 2- | 30- | 32- | 1- | 0 | 0 | 4- | 9- | 8- | 9- | 1- |
| SHERIFF | 82 | 0 | 34 | 34 | 0 | 0 | 0 | 5 | 5 | 9 | 15 | 0 |
| | 81 | 3 | 63 | 66 | 1 | 0 | 0 | 9 | 14 | 18 | 23 | 1 |
| CHANGE | | 3- | 29- | 32- | 1- | 0 | 0 | 4- | 9- | 9- | 8- | 1- |
| STATE POLICE | 82 | 1 | 0 | 1 | 0 | 0 | 0 | 0 | 0 | 1 | 0 | 0 |
| | 81 | 0 | 1 | 1 | 0 | 0 | 0 | 0 | 0 | 0 | 1 | 0 |
| CHANGE | | 1+ | 1- | 0 | 0 | 0 | 0 | 0 | 0 | 1+ | 1- | 0 |
| MUNICIPAL | 82 | 36 | 127 | 163 | 0 | 0 | 0 | 9 | 13 | 29 | 109 | 3 |
| | 81 | 48 | 92 | 140 | 4 | 0 | 3 | 4 | 8 | 16 | 94 | 11 |
| CHANGE | | 12- | 35+ | 23+ | 4- | 0 | 3- | 5+ | 5+ | 13+ | 15+ | 8- |
| CHESTER PD | 82 | 0 | 4 | 4 | 0 | 0 | 0 | 0 | 2 | 0 | 2 | 0 |
| | 81 | 2 | 4 | 6 | 1 | 0 | 0 | 0 | 2 | 2 | 0 | 1 |
| CHANGE | | 2- | 0 | 2- | 1- | 0 | 0 | 0 | 0 | 2- | 2+ | 1- |
| WEIRTON PD | 82 | 36 | 120 | 156 | 0 | 0 | 0 | 9 | 11 | 26 | 107 | 3 |
| | 81 | 46 | 88 | 134 | 3 | 0 | 3 | 4 | 6 | 14 | 94 | 10 |
| CHANGE | | 10- | 32+ | 22+ | 3- | 0 | 3- | 5+ | 5+ | 12+ | 13+ | 7- |
| NEW CUMBERLAND PD | 82 | 0 | 3 | 3 | 0 | 0 | 0 | 0 | 0 | 3 | 0 | 0 |
| | 81 | 0 | 0 | 0 | 0 | 0 | 0 | 0 | 0 | 0 | 0 | 0 |
| CHANGE | | 0 | 3+ | 3+ | 0 | 0 | 0 | 0 | 0 | 3+ | 0 | 0 |
| ***** | | | | | | | | | | | | |
| HARDY CTY | TOTAL | 82 | 1 | 33 | 34 | 2 | 0 | 1 | 0 | 3 | 13 | 11 |
| | 81 | 8 | 58 | 66 | 0 | 1 | 2 | 0 | 8 | 37 | 17 | 1 |
| CHANGE | | 7- | 25- | 32- | 2+ | 1- | 1- | 0 | 5- | 24- | 6- | 3+ |
| ***** | | | | | | | | | | | | |

JAN THRU DEC 82-81

PAGE 11
PART I ARRESTS BY CHARGE AND AGENCY TYPE
JUVENILE ADULTS GRAND TOTAL

CRIMINAL HOMICIDE FORCIBLE ROBBERY AGGRAV BURGLARY LARCENY AUTO
MURDER NEG MANSL RAPE ASSAULT THEFT

| | | | | | | | | | | | | |
|--------------------|----|-----|-----|------|----|----|----|----|----|-----|-----|-----|
| RURAL | 82 | 1 | 29 | 30 | 2 | 0 | 1 | 0 | 1 | 12 | 11 | 3 |
| | 81 | 6 | 44 | 50 | 0 | 1 | 2 | 0 | 2 | 30 | 15 | 0 |
| CHANGE | | 5- | 15- | 20- | 2+ | 1- | 1- | 0 | 1- | 18- | 4- | 3+ |
| SHERIFF | 82 | 0 | 10 | 10 | 1 | 0 | 0 | 0 | 0 | 0 | 9 | 0 |
| | 81 | 0 | 16 | 16 | 0 | 0 | 0 | 0 | 1 | 5 | 10 | 0 |
| CHANGE | | 0 | 6- | 6- | 1+ | 0 | 0 | 0 | 1- | 5- | 1- | 0 |
| STATE POLICE | 82 | 1 | 19 | 20 | 1 | 0 | 1 | 0 | 1 | 12 | 2 | 3 |
| | 81 | 6 | 28 | 34 | 0 | 1 | 2 | 0 | 1 | 25 | 5 | 0 |
| CHANGE | | 5- | 9- | 14- | 1+ | 1- | 1- | 0 | 0 | 13- | 3- | 3+ |
| MUNICIPAL | 82 | 0 | 4 | 4 | 0 | 0 | 0 | 0 | 2 | 1 | 0 | 1 |
| | 81 | 2 | 14 | 16 | 0 | 0 | 0 | 0 | 6 | 7 | 2 | 1 |
| CHANGE | | 2- | 10- | 12- | 0 | 0 | 0 | 0 | 4- | 6- | 2- | 0 |
| MOOREFIELD PD | 82 | 0 | 1 | 1 | 0 | 0 | 0 | 0 | 0 | 0 | 0 | 1 |
| | 81 | 0 | 6 | 6 | 0 | 0 | 0 | 0 | 0 | 0 | 0 | 1 |
| CHANGE | | 0 | 5- | 5- | 0 | 0 | 0 | 0 | 0 | 5- | 1- | 0 |
| WARDENSVILLE PD | 82 | 0 | 3 | 3 | 0 | 0 | 0 | 0 | 2 | 1 | 0 | 0 |
| | 81 | 2 | 8 | 10 | 0 | 0 | 0 | 0 | 6 | 2 | 1 | 1 |
| CHANGE | | 2- | 5- | 7- | 0 | 0 | 0 | 0 | 4- | 1- | 1- | 1- |
| ***** | | | | | | | | | | | | |
| HARRISON CTY TOTAL | 82 | 34 | 276 | 310 | 0 | 0 | 0 | 13 | 15 | 51 | 211 | 20 |
| | 81 | 53 | 368 | 421 | 4 | 0 | 3 | 9 | 23 | 85 | 275 | 22 |
| CHANGE | | 19- | 92- | 111- | 4- | 0 | 3- | 4+ | 8- | 34- | 64- | 2- |
| ***** | | | | | | | | | | | | |
| RURAL | 82 | 13 | 50 | 63 | 0 | 0 | 0 | 6 | 1 | 28 | 22 | 6 |
| | 81 | 17 | 92 | 109 | 4 | 0 | 2 | 1 | 9 | 57 | 51 | 5 |
| CHANGE | | 4- | 42- | 46- | 4- | 0 | 2- | 5+ | 8- | 29- | 9- | 1+ |
| SHERIFF | 82 | 1 | 4 | 5 | 0 | 0 | 0 | 0 | 0 | 2 | 2 | 1 |
| | 81 | 2 | 23 | 25 | 0 | 0 | 0 | 0 | 3 | 12 | 10 | 0 |
| CHANGE | | 1- | 19- | 20- | 0 | 0 | 0 | 0 | 3- | 10- | 8- | 1+ |
| STATE POLICE | 82 | 12 | 46 | 58 | 0 | 0 | 0 | 6 | 1 | 26 | 20 | 5 |
| | 81 | 15 | 69 | 84 | 4 | 0 | 2 | 1 | 6 | 45 | 21 | 5 |
| CHANGE | | 3- | 23- | 26- | 4- | 0 | 2- | 5+ | 5- | 19- | 1- | 0 |
| MUNICIPAL | 82 | 21 | 226 | 247 | 0 | 0 | 0 | 7 | 14 | 23 | 189 | 14 |
| | 81 | 36 | 276 | 312 | 0 | 0 | 1 | 8 | 14 | 28 | 244 | 17 |
| CHANGE | | 15- | 50- | 65- | 0 | 0 | 1- | 1- | 0 | 5- | 55- | 3- |
| BRIDGEPORT PD | 82 | 4 | 115 | 119 | 0 | 0 | 0 | 1 | 0 | 4 | 113 | 1 |
| | 81 | 4 | 105 | 109 | 0 | 0 | 0 | 0 | 2 | 2 | 105 | 0 |
| CHANGE | | 0 | 10+ | 10+ | 0 | 0 | 0 | 1+ | 2- | 2+ | 8+ | 1+ |
| CLARKSBURG PD | 82 | 8 | 85 | 93 | 0 | 0 | 0 | 4 | 10 | 11 | 63 | 5 |
| | 81 | 29 | 144 | 173 | 0 | 0 | 1 | 5 | 9 | 26 | 116 | 16 |
| CHANGE | | 21- | 59- | 80- | 0 | 0 | 1- | 1- | 1+ | 15- | 53- | 11- |

122

JAN THRU DEC 82-81

PAGE 12
PART I ARRESTS BY CHARGE AND AGENCY TYPE

| | | JUVENILE | ADULTS | GRAND TOTAL | CRIMINAL MURDER | HOMICIDE NEG | FORCIBLE MANSL RAPE | ROBBERY | AGGRAV ASSAULT | BURGLARY | LARCENY | AUTO THEFT |
|-------------------|--------|----------|--------|-------------|-----------------|--------------|---------------------|---------|----------------|----------|---------|------------|
| SALEM PD | 82 | 2 | 9 | 11 | 0 | 0 | 0 | 0 | 1 | 1 | 5 | 4 |
| | 81 | 0 | 7 | 7 | 0 | 0 | 0 | 0 | 2 | 0 | 5 | 0 |
| | CHANGE | 2+ | 2+ | 4+ | 0 | 0 | 0 | 0 | 1- | 1+ | 0 | 4+ |
| SHINNSTON PD | 82 | 1 | 9 | 10 | 0 | 0 | 0 | 2 | 2 | 3 | 2 | 1 |
| | 81 | 0 | 0 | 0 | 0 | 0 | 0 | 0 | 0 | 0 | 0 | 0 |
| | CHANGE | 1+ | 9+ | 10+ | 0 | 0 | 0 | 2+ | 2+ | 3+ | 2+ | 1+ |
| STONEWOOD PD | 82 | 1 | 0 | 1 | 0 | 0 | 0 | 0 | 0 | 1 | 0 | 0 |
| | 81 | 0 | 1 | 1 | 0 | 0 | 0 | 0 | 0 | 0 | 1 | 0 |
| | CHANGE | 1+ | 1- | 0 | 0 | 0 | 0 | 0 | 0 | 1+ | 1- | 0 |
| ANMOORE PD | 82 | 0 | 0 | 0 | 0 | 0 | 0 | 0 | 0 | 0 | 0 | 0 |
| | 81 | 0 | 0 | 0 | 0 | 0 | 0 | 0 | 0 | 0 | 0 | 0 |
| | CHANGE | 0 | 0 | 0 | 0 | 0 | 0 | 0 | 0 | 0 | 0 | 0 |
| NUTTER FORT PD | 82 | 4 | 5 | 9 | 0 | 0 | 0 | 0 | 0 | 1 | 5 | 3 |
| | 81 | 1 | 15 | 16 | 0 | 0 | 0 | 3 | 1 | 0 | 11 | 1 |
| | CHANGE | 3+ | 10- | 7- | 0 | 0 | 0 | 3- | 1- | 1+ | 6- | 2+ |
| LUMBERPORT PD | 82 | 1 | 3 | 4 | 0 | 0 | 0 | 0 | 1 | 2 | 1 | 0 |
| | 81 | 2 | 3 | 5 | 0 | 0 | 0 | 0 | 0 | 0 | 5 | 0 |
| | CHANGE | 1- | 0 | 1- | 0 | 0 | 0 | 0 | 1+ | 2+ | 4- | 0 |
| 123 LOST CREEK PD | 82 | 0 | 0 | 0 | 0 | 0 | 0 | 0 | 0 | 0 | 0 | 0 |
| | 81 | 0 | 1 | 1 | 0 | 0 | 0 | 0 | 0 | 0 | 1 | 0 |
| | CHANGE | 0 | 1- | 1- | 0 | 0 | 0 | 0 | 0 | 0 | 1- | 0 |
| WEST MILFORD PD | 82 | 0 | 0 | 0 | 0 | 0 | 0 | 0 | 0 | 0 | 0 | 0 |
| | 81 | 0 | 0 | 0 | 0 | 0 | 0 | 0 | 0 | 0 | 0 | 0 |
| | CHANGE | 0 | 0 | 0 | 0 | 0 | 0 | 0 | 0 | 0 | 0 | 0 |
| ***** | | | | | | | | | | | | |
| JACKSON CTY TOTAL | 82 | 18 | 39 | 57 | 0 | 0 | 0 | 11 | 1 | 20 | 21 | 4 |
| | 81 | 8 | 51 | 59 | 0 | 0 | 0 | 3 | 1 | 13 | 40 | 2 |
| | CHANGE | 10+ | 12- | 2- | 0 | 0 | 0 | 8+ | 0 | 7+ | 19- | 2+ |
| ***** | | | | | | | | | | | | |
| RURAL | 82 | 6 | 27 | 33 | 0 | 0 | 0 | 8 | 1 | 11 | 11 | 2 |
| | 81 | 3 | 41 | 44 | 0 | 0 | 0 | 3 | 0 | 11 | 29 | 1 |
| | CHANGE | 3+ | 14- | 11- | 0 | 0 | 0 | 5+ | 1+ | 0 | 18- | 1+ |
| SHERIFF | 82 | 3 | 21 | 24 | 0 | 0 | 0 | 3 | 1 | 8 | 11 | 1 |
| | 81 | 3 | 22 | 25 | 0 | 0 | 0 | 1 | 0 | 3 | 21 | 0 |
| | CHANGE | 0 | 1- | 1- | 0 | 0 | 0 | 2+ | 1+ | 5+ | 10- | 1+ |
| STATE POLICE | 82 | 3 | 6 | 9 | 0 | 0 | 0 | 5 | 0 | 3 | 0 | 1 |
| | 81 | 0 | 19 | 19 | 0 | 0 | 0 | 2 | 0 | 8 | 8 | 1 |
| | CHANGE | 3+ | 13- | 10- | 0 | 0 | 0 | 3+ | 0 | 5- | 8- | 0 |
| MUNICIPAL | 82 | 12 | 12 | 24 | 0 | 0 | 0 | 3 | 0 | 9 | 10 | 2 |
| | 81 | 5 | 10 | 15 | 0 | 0 | 0 | 0 | 1 | 2 | 11 | 1 |
| | CHANGE | 7+ | 2+ | 9+ | 0 | 0 | 0 | 3+ | 1- | 7+ | 1- | 1+ |

JAN THRU DEC 82-81

PAGE 13
PART I ARRESTS BY CHARGE AND AGENCY TYPE

| | | JUVENILE | ADULTS | GRAND TOTAL | CRIMINAL MURDER | HOMICIDE NEG MANSL | FORCIBLE RAPE | ROBBERY | AGGRAV ASSAULT | BURGLARY | LARCENY | AUTO THEFT |
|---------------------|--------|----------|--------|----------------|--------------------|-----------------------|------------------|---------|-------------------|----------|---------|---------------|
| RAVENSWOOD PD | 82 | 8 | 12 | 20 | 0 | 0 | 0 | 3 | 0 | 6 | 10 | 1 |
| | 81 | 3 | 10 | 13 | 0 | 0 | 0 | 0 | 1 | 1 | 11 | 0 |
| | CHANGE | 5+ | 2+ | 7+ | 0 | 0 | 0 | 3+ | 1- | 5+ | 1- | 1+ |
| RIPLEY PD | 82 | 4 | 0 | 4 | 0 | 0 | 0 | 0 | 0 | 3 | 0 | 1 |
| | 81 | 2 | 0 | 2 | 0 | 0 | 0 | 0 | 0 | 1 | 0 | 1 |
| | CHANGE | 2+ | 0 | 2+ | 0 | 0 | 0 | 0 | 0 | 2+ | 0 | 0 |
| ***** | | | | | | | | | | | | |
| JEFFERSON CTY TOTAL | 82 | 78 | 158 | 236 | 1 | 0 | 1 | 4 | 26 | 76 | 118 | 10 |
| | 81 | 104 | 163 | 267 | 0 | 1 | 3 | 5 | 32 | 69 | 145 | 12 |
| | CHANGE | 26- | 5- | 31- | 1+ | 1- | 2- | 1- | 6- | 7+ | 27- | 2- |
| ***** | | | | | | | | | | | | |
| RURAL | 82 | 40 | 121 | 161 | 1 | 0 | 1 | 4 | 16 | 62 | 74 | 3 |
| | 81 | 44 | 95 | 139 | 0 | 0 | 3 | 0 | 8 | 55 | 65 | 8 |
| | CHANGE | 4- | 26+ | 22+ | 1+ | 0 | 2- | 4+ | 8+ | 7+ | 9+ | 5- |
| SHERIFF | 82 | 0 | 21 | 21 | 0 | 0 | 0 | 1 | 8 | 8 | 4 | 0 |
| | 81 | 0 | 4 | 4 | 0 | 0 | 1 | 0 | 0 | 0 | 3 | 0 |
| | CHANGE | 0 | 17+ | 17+ | 0 | 0 | 1- | 1+ | 8+ | 8+ | 1+ | 0 |
| STATE POLICE | 82 | 40 | 100 | 140 | 1 | 0 | 1 | 3 | 8 | 54 | 70 | 3 |
| | 81 | 44 | 91 | 135 | 0 | 0 | 2 | 0 | 8 | 55 | 62 | 8 |
| | CHANGE | 4- | 9+ | 5+ | 1+ | 0 | 1- | 3+ | 0 | 1- | 8+ | 5- |
| MUNICIPAL | 82 | 38 | 37 | 75 | 0 | 0 | 0 | 0 | 10 | 14 | 44 | 7 |
| | 81 | 60 | 68 | 128 | 0 | 1 | 0 | 5 | 24 | 14 | 80 | 4 |
| | CHANGE | 22- | 31- | 53- | 0 | 1- | 0 | 5- | 14- | 0 | 36- | 3+ |
| CHARLES TOWN PD | 82 | 23 | 27 | 50 | 0 | 0 | 0 | 0 | 10 | 8 | 32 | 0 |
| | 81 | 46 | 45 | 91 | 0 | 0 | 0 | 2 | 15 | 9 | 63 | 2 |
| | CHANGE | 23- | 18- | 41- | 0 | 0 | 0 | 2- | 5- | 1- | 31- | 2- |
| SHEPHERDSTOWN PD | 82 | 1 | 1 | 2 | 0 | 0 | 0 | 0 | 0 | 0 | 0 | 2 |
| | 81 | 0 | 0 | 0 | 0 | 0 | 0 | 0 | 0 | 0 | 0 | 0 |
| | CHANGE | 1+ | 1+ | 2+ | 0 | 0 | 0 | 0 | 0 | 0 | 0 | 2+ |
| RANSON PD | 82 | 7 | 4 | 11 | 0 | 0 | 0 | 0 | 0 | 5 | 5 | 1 |
| | 81 | 11 | 14 | 25 | 0 | 1 | 0 | 3 | 5 | 5 | 11 | 0 |
| | CHANGE | 4- | 10- | 14- | 0 | 1- | 0 | 3- | 5- | 0 | 6- | 1+ |
| HARPERS FERRY PD | 82 | 7 | 5 | 12 | 0 | 0 | 0 | 0 | 0 | 1 | 7 | 4 |
| | 81 | 3 | 9 | 12 | 0 | 0 | 0 | 0 | 4 | 0 | 6 | 2 |
| | CHANGE | 4+ | 4- | 0 | 0 | 0 | 0 | 0 | 4- | 1+ | 1+ | 2+ |
| ***** | | | | | | | | | | | | |
| KANAWHA CTY TOTAL | 82 | 388 | 1457 | 1845 | 11 | 0 | 33 | 91 | 128 | 380 | 1106 | 96 |
| | 81 | 634 | 1572 | 2206 | 17 | 0 | 17 | 115 | 184 | 453 | 1267 | 153 |
| | CHANGE | 246- | 115- | 361- | 6- | 0 | 16+ | 24- | 56- | 73- | 161- | 57- |
| ***** | | | | | | | | | | | | |

124

JAN THRU DEC 82-81

 PAGE 14
 PART I ARRESTS BY CHARGE AND AGENCY TYPE
 JUVENILE ADULTS GRAND TOTAL

 CRIMINAL HOMICIDE FORCIBLE ROBBERY AGGRAV BURGLARY LARCENY AUTO
 MURDER NEG MANSL RAPE ASSAULT THEFT

125

| | | | | | | | | | | | | |
|---------------------|----|------|------|------|----|---|-----|-----|-----|-----|------|-----|
| RURAL | 82 | 118 | 500 | 618 | 1 | 0 | 11 | 33 | 66 | 202 | 246 | 59 |
| | 81 | 214 | 608 | 822 | 6 | 0 | 9 | 57 | 103 | 276 | 296 | 75 |
| CHANGE | | 96- | 108- | 204- | 5- | 0 | 2+ | 24- | 37- | 74- | 50- | 16- |
| SHERIFF | 82 | 33 | 225 | 258 | 1 | 0 | 4 | 7 | 43 | 60 | 126 | 17 |
| | 81 | 25 | 205 | 230 | 2 | 0 | 4 | 9 | 53 | 51 | 91 | 20 |
| CHANGE | | 8+ | 20+ | 28+ | 1- | 0 | 0 | 2- | 10- | 9+ | 35+ | 3- |
| STATE POLICE | 82 | 85 | 275 | 360 | 0 | 0 | 7 | 26 | 23 | 142 | 120 | 42 |
| | 81 | 189 | 403 | 592 | 4 | 0 | 5 | 48 | 50 | 225 | 205 | 55 |
| CHANGE | | 104- | 128- | 232- | 4- | 0 | 2+ | 22- | 27- | 83- | 85- | 13- |
| MUNICIPAL | 82 | 270 | 957 | 1227 | 10 | 0 | 22 | 58 | 62 | 178 | 860 | 37 |
| | 81 | 420 | 964 | 1384 | 11 | 0 | 8 | 58 | 81 | 177 | 971 | 78 |
| CHANGE | | 150- | 7- | 157- | 1- | 0 | 14+ | 0 | 19- | 1+ | 111- | 41- |
| BELLE PD | 82 | 0 | 0 | 0 | 0 | 0 | 0 | 0 | 0 | 0 | 0 | 0 |
| | 81 | 0 | 0 | 0 | 0 | 0 | 0 | 0 | 0 | 0 | 0 | 0 |
| CHANGE | | 0 | 0 | 0 | 0 | 0 | 0 | 0 | 0 | 0 | 0 | 0 |
| CHARLESTON PD | 82 | 207 | 744 | 951 | 10 | 0 | 14 | 51 | 55 | 133 | 663 | 25 |
| | 81 | 302 | 732 | 1034 | 11 | 0 | 7 | 46 | 72 | 125 | 717 | 56 |
| CHANGE | | 95- | 12+ | 83- | 1- | 0 | 7+ | 5+ | 17- | 8+ | 54- | 31- |
| DUNBAR PD | 82 | 17 | 110 | 127 | 0 | 0 | 4 | 0 | 1 | 6 | 112 | 4 |
| | 81 | 25 | 87 | 112 | 0 | 0 | 0 | 2 | 1 | 11 | 86 | 12 |
| CHANGE | | 8- | 23+ | 15+ | 0 | 0 | 4+ | 2- | 0 | 5- | 26+ | 8- |
| NITRO PD | 82 | 3 | 3 | 6 | 0 | 0 | 0 | 2 | 1 | 0 | 3 | 0 |
| | 81 | 2 | 2 | 4 | 0 | 0 | 0 | 2 | 0 | 2 | 0 | 0 |
| CHANGE | | 1+ | 1+ | 2+ | 0 | 0 | 0 | 0 | 1+ | 2- | 3+ | 0 |
| ST ALBANS PD | 82 | 14 | 42 | 56 | 0 | 0 | 2 | 3 | 0 | 6 | 44 | 1 |
| | 81 | 57 | 71 | 128 | 0 | 0 | 0 | 2 | 1 | 9 | 112 | 4 |
| CHANGE | | 43- | 29- | 72- | 0 | 0 | 2+ | 1+ | 1- | 3- | 68- | 3- |
| SOUTH CHARLESTON PD | 82 | 17 | 28 | 45 | 0 | 0 | 2 | 2 | 3 | 15 | 17 | 6 |
| | 81 | 19 | 36 | 55 | 0 | 0 | 1 | 6 | 6 | 4 | 32 | 6 |
| CHANGE | | 2- | 8- | 10- | 0 | 0 | 1+ | 4- | 3- | 11+ | 15- | 0 |
| CHESAPEAKE PD | 82 | 4 | 3 | 7 | 0 | 0 | 0 | 0 | 0 | 4 | 2 | 1 |
| | 81 | 1 | 5 | 6 | 0 | 0 | 0 | 0 | 0 | 5 | 1 | 0 |
| CHANGE | | 3+ | 2- | 1+ | 0 | 0 | 0 | 0 | 0 | 1- | 1+ | 1+ |
| MARMET PD | 82 | 0 | 0 | 0 | 0 | 0 | 0 | 0 | 0 | 0 | 0 | 0 |
| | 81 | 8 | 2 | 10 | 0 | 0 | 0 | 0 | 0 | 10 | 0 | 0 |
| CHANGE | | 8- | 2- | 10- | 0 | 0 | 0 | 0 | 0 | 10- | 0 | 0 |
| EAST BANK PD | 82 | 3 | 3 | 6 | 0 | 0 | 0 | 0 | 0 | 4 | 2 | 0 |
| | 81 | 2 | 0 | 2 | 0 | 0 | 0 | 0 | 0 | 2 | 0 | 0 |
| CHANGE | | 1+ | 3+ | 4+ | 0 | 0 | 0 | 0 | 0 | 2+ | 2+ | 0 |

JAN THRU DEC 82-81

PAGE 15
PART I ARRESTS BY CHARGE AND AGENCY TYPE
JUVENILE ADULTS GRAND TOTAL

CRIMINAL HOMICIDE FORCIBLE ROBBERY AGGRAV BURGLARY LARCENY AUTO
MURDER NEG MANSL RAPE ASSAULT THEFT

| | | | | | | | | | | | | |
|--------------------------|--------|----|-----|-----|-----|---|----|----|----|-----|-----|----|
| GLASGOW PD | 82 | 0 | 0 | 0 | 0 | 0 | 0 | 0 | 0 | 0 | 0 | 0 |
| | 81 | 0 | 0 | 0 | 0 | 0 | 0 | 0 | 0 | 0 | 0 | 0 |
| | CHANGE | 0 | 0 | 0 | 0 | 0 | 0 | 0 | 0 | 0 | 0 | 0 |
| CLENDENIN PD | 82 | 0 | 16 | 16 | 0 | 0 | 0 | 0 | 0 | 0 | 0 | 0 |
| | 81 | 0 | 23 | 23 | 0 | 0 | 0 | 0 | 0 | 2 | 14 | 0 |
| | CHANGE | 0 | 7- | 7- | 0 | 0 | 0 | 0 | 0 | 0 | 23 | 0 |
| CEDAR GROVE PD | 82 | 2 | 5 | 7 | 0 | 0 | 0 | 0 | 0 | 2+ | 9- | 0 |
| | 81 | 2 | 3 | 5 | 0 | 0 | 0 | 0 | 0 | 4 | 3 | 0 |
| | CHANGE | 0 | 2+ | 2+ | 0 | 0 | 0 | 0 | 1- | 0 | 0+ | 0 |
| PRATT PD | 82 | 3 | 1 | 4 | 0 | 0 | 0 | 0 | 0 | 4 | 0 | 0 |
| | 81 | 0 | 0 | 0 | 0 | 0 | 0 | 0 | 0 | 0 | 0 | 0 |
| | CHANGE | 3+ | 1+ | 4+ | 0 | 0 | 0 | 0 | 0 | 0 | 0 | 0 |
| HANDLEY PD | 82 | 0 | 0 | 0 | 0 | 0 | 0 | 0 | 0 | 4+ | 0 | 0 |
| | 81 | 2 | 3 | 5 | 0 | 0 | 0 | 0 | 0 | 0 | 0 | 0 |
| | CHANGE | 2- | 3- | 5- | 0 | 0 | 0 | 0 | 0 | 0 | 0 | 0 |
| W VA ST COLLEGE SECURITY | 82 | 0 | 2 | 2 | 0 | 0 | 0 | 0 | 0 | 5- | 0 | 0 |
| | 81 | 0 | 0 | 0 | 0 | 0 | 0 | 0 | 0 | 0 | 0 | 0 |
| | CHANGE | 0 | 2+ | 2+ | 0 | 0 | 0 | 0 | 2+ | 0 | 0 | 0 |
| LEWIS CTY | TOTAL | 82 | 3 | 29 | 32 | 0 | 0 | 1 | 1 | 3 | 11 | 14 |
| | 81 | 9 | 47 | 56 | 0 | 0 | 0 | 5 | 3 | 11 | 30 | 2 |
| | CHANGE | 6- | 18- | 24- | 0 | 0 | 1+ | 4- | 3+ | 10- | 16- | 2+ |
| RURAL | 82 | 2 | 26 | 28 | 0 | 0 | 0 | 0 | 3 | 10 | 13 | 2 |
| | 81 | 9 | 40 | 49 | 0 | 0 | 0 | 5 | 3+ | 20 | 24 | 0 |
| | CHANGE | 7- | 14- | 21- | 0 | 0 | 0 | 5- | 0 | 10- | 11- | 2+ |
| SHERIFF | 82 | 0 | 20 | 20 | 0 | 0 | 0 | 0 | 3 | 5 | 12 | 0 |
| | 81 | 2 | 22 | 24 | 0 | 0 | 0 | 0 | 3+ | 5 | 17 | 0 |
| | CHANGE | 2- | 2- | 4- | 0 | 0 | 0 | 2- | 0 | 0 | 5- | 0 |
| STATE POLICE | 82 | 2 | 6 | 8 | 0 | 0 | 0 | 0 | 0 | 5 | 1 | 2 |
| | 81 | 7 | 18 | 25 | 0 | 0 | 0 | 3 | 0 | 15 | 7 | 0 |
| | CHANGE | 5- | 12- | 17- | 0 | 0 | 0 | 3- | 0 | 10- | 6- | 2+ |
| MUNICIPAL | 82 | 1 | 3 | 4 | 0 | 0 | 1 | 1 | 0 | 1 | 1 | 0 |
| | 81 | 0 | 7 | 7 | 0 | 0 | 0 | 0 | 0 | 1 | 6 | 0 |
| | CHANGE | 1+ | 4- | 3- | 0 | 0 | 1+ | 1+ | 0 | 0 | 5- | 0 |
| WESTON PD | 82 | 1 | 3 | 4 | 0 | 0 | 1 | 1 | 0 | 1 | 1 | 0 |
| | 81 | 0 | 7 | 7 | 0 | 0 | 0 | 0 | 0 | 1 | 6 | 0 |
| | CHANGE | 1+ | 4- | 3- | 0 | 0 | 1+ | 1+ | 0 | 0 | 5- | 0 |
| LINCOLN CTY | TOTAL | 82 | 30 | 81 | 111 | 1 | 0 | 1 | 8 | 10 | 36 | 51 |
| | 81 | 23 | 67 | 90 | 1 | 0 | 6 | 3 | 13 | 33 | 25 | 4 |
| | CHANGE | 7+ | 14+ | 21+ | 2- | 0 | 5- | 5+ | 3- | 3+ | 26+ | 4- |

JAN THRU DEC 82-81

PAGE 16
PART I ARRESTS BY CHARGE AND AGENCY TYPE
JUVENILE ADULTS GRAND TOTAL CRIMINAL HOMICIDE FORCIBLE ROBBERY AGGRAV BURGLARY LARCENY AUTO
MURDER NEG MANSL RAPE ASSAULT THEFT

| | | | | | | | | | | | | |
|-----------------|----|-----|-----|-----|----|---|----|----|-----|-----|-----|----|
| RURAL | 82 | 26 | 79 | 105 | 1 | 0 | 1 | 8 | 10 | 33 | 48 | 4 |
| | 81 | 20 | 66 | 86 | 2 | 0 | 6 | 3 | 13 | 32 | 22 | 8 |
| CHANGE | | 6+ | 13+ | 19+ | 1- | 0 | 5- | 5+ | 3- | 1+ | 26+ | 4- |
| SHERIFF | 82 | 1 | 13 | 14 | 0 | 0 | 0 | 0 | 5 | 0 | 9 | 0 |
| | 81 | 2 | 22 | 24 | 1 | 0 | 6 | 0 | 7 | 7 | 3 | 0 |
| CHANGE | | 1- | 9- | 10- | 1- | 0 | 6- | 0 | 2- | 7- | 6+ | 0 |
| STATE POLICE | 82 | 25 | 66 | 91 | 1 | 0 | 1 | 8 | 5 | 33 | 39 | 4 |
| | 81 | 18 | 44 | 62 | 1 | 0 | 0 | 3 | 6 | 25 | 19 | 8 |
| CHANGE | | 7+ | 22+ | 29+ | 0 | 0 | 1+ | 5+ | 1- | 3+ | 20+ | 4- |
| MUNICIPAL | 82 | 4 | 2 | 6 | 0 | 0 | 0 | 0 | 0 | 3 | 3 | 0 |
| | 81 | 3 | 1 | 4 | 0 | 0 | 0 | 0 | 0 | 1 | 3 | 0 |
| CHANGE | | 1+ | 1+ | 2+ | 0 | 0 | 0 | 0 | 0 | 2+ | 0 | 0 |
| HAMLIN PD | 82 | 4 | 2 | 6 | 0 | 0 | 0 | 0 | 0 | 3 | 3 | 0 |
| | 81 | 3 | 1 | 4 | 0 | 0 | 0 | 0 | 0 | 1 | 3 | 0 |
| CHANGE | | 1+ | 1+ | 2+ | 0 | 0 | 0 | 0 | 0 | 2+ | 0 | 0 |
| ***** | | | | | | | | | | | | |
| LOGAN CTY | 82 | 128 | 257 | 385 | 2 | 0 | 6 | 19 | 40 | 119 | 169 | 36 |
| | 81 | 104 | 309 | 413 | 4 | 0 | 8 | 13 | 84 | 132 | 148 | 24 |
| CHANGE | | 24+ | 52- | 28- | 2- | 0 | 2- | 6+ | 44- | 13- | 21+ | 6+ |
| ***** | | | | | | | | | | | | |
| RURAL | 82 | 124 | 220 | 344 | 2 | 0 | 6 | 16 | 35 | 112 | 145 | 28 |
| | 81 | 101 | 298 | 399 | 4 | 0 | 7 | 13 | 80 | 132 | 139 | 24 |
| CHANGE | | 23+ | 78- | 55- | 2- | 0 | 1- | 3+ | 45- | 20- | 6+ | 4+ |
| SHERIFF | 82 | 4 | 29 | 33 | 0 | 0 | 1 | 0 | 1 | 7 | 21 | 3 |
| | 81 | 6 | 21 | 27 | 2 | 0 | 0 | 2 | 6 | 4 | 12 | 1 |
| CHANGE | | 2- | 8+ | 6 | 2- | 0 | 1+ | 2- | 5- | 3+ | 9+ | 2+ |
| STATE POLICE | 82 | 120 | 191 | 311 | 2 | 0 | 5 | 16 | 34 | 105 | 124 | 25 |
| | 81 | 95 | 277 | 372 | 2 | 0 | 7 | 11 | 74 | 128 | 127 | 23 |
| CHANGE | | 25+ | 86- | 61 | 0 | 0 | 2- | 5+ | 40- | 23- | 3- | 2+ |
| MUNICIPAL | 82 | 4 | 37 | 41 | 0 | 0 | 0 | 3 | 5 | 7 | 24 | 2 |
| | 81 | 3 | 11 | 14 | 0 | 0 | 1 | 0 | 4 | 0 | 9 | 0 |
| CHANGE | | 1+ | 26+ | 3 | 0 | 0 | 1- | 3+ | 1+ | 7+ | 15+ | 2+ |
| LOGAN PD | 82 | 4 | 21 | 25 | 0 | 0 | 0 | 1 | 2 | 4 | 16 | 2 |
| | 81 | 3 | 6 | 9 | 0 | 0 | 0 | 0 | 1 | 0 | 8 | 0 |
| CHANGE | | 1+ | 15+ | 16+ | 0 | 0 | 0 | 1+ | 1+ | 4+ | 8+ | 2+ |
| MAN PD | 82 | 0 | 12 | 12 | 0 | 0 | 0 | 0 | 2 | 2 | 8 | 0 |
| | 81 | 0 | 4 | 4 | 0 | 0 | 1 | 0 | 3 | 0 | 0 | 0 |
| CHANGE | | 0 | 8+ | 8+ | 0 | 0 | 1- | 0 | 1- | 2+ | 8+ | 0 |
| CHAPMANVILLE PD | 82 | 0 | 4 | 4 | 0 | 0 | 0 | 2 | 1 | 1 | 0 | 0 |
| | 81 | 0 | 1 | 1 | 0 | 0 | 0 | 0 | 0 | 0 | 1 | 0 |
| CHANGE | | 0 | 3+ | 3+ | 0 | 0 | 0 | 2+ | 1+ | 1+ | 1- | 0 |

127

JAN THRU DEC 82-81

PAGE 17

PART I ARRESTS BY CHARGE AND AGENCY TYPE

| | | JUVENILE | ADULTS | GRAND TOTAL | CRIMINAL MURDER | HOMICIDE NEG | FORCIBLE MANSL RAPE | ROBBERY | AGGRAV ASSAULT | BURGLARY | LARCENY | AUTO THEFT |
|--------------|---------------|----------|--------|-------------|-----------------|--------------|---------------------|---------|----------------|----------|---------|------------|
| ***** | | | | | | | | | | | | |
| MCDONELL CTY | TOTAL | 82 | 19 | 93 | 112 | 4 | 0 | 4 | 7 | 22 | 29 | 38 |
| | 81 | 26 | 117 | 143 | 10 | 0 | 6 | 0 | 16 | 79 | 21 | 11 |
| | CHANGE | 7- | 24- | 31- | 6- | 0 | 2- | 7+ | 16+ | 50- | 17+ | 3- |
| ***** | | | | | | | | | | | | |
| | RURAL | 82 | 19 | 78 | 97 | 4 | 0 | 4 | 7 | 17 | 24 | 34 |
| | 81 | 23 | 98 | 121 | 10 | 0 | 6 | 0 | 15 | 63 | 19 | 8 |
| | CHANGE | 4- | 20- | 24- | 6- | 0 | 2- | 7+ | 2+ | 39- | 15+ | 1- |
| | SHERIFF | 82 | 0 | 0 | 0 | 0 | 0 | 0 | 0 | 0 | 0 | 0 |
| | 81 | 1 | 28 | 29 | 2 | 0 | 0 | 0 | 0 | 15 | 12 | 0 |
| | CHANGE | 1- | 28- | 29- | 2- | 0 | 0 | 0 | 0 | 15- | 12- | 0 |
| | STATE POLICE | 82 | 19 | 78 | 97 | 4 | 0 | 4 | 7 | 17 | 24 | 34 |
| | 81 | 22 | 70 | 92 | 8 | 0 | 6 | 0 | 15 | 48 | 7 | 8 |
| | CHANGE | 3- | 8+ | 5+ | 4- | 0 | 2- | 7+ | 2+ | 24- | 27+ | 1- |
| | MUNICIPAL | 82 | 0 | 15 | 15 | 0 | 0 | 0 | 5 | 5 | 4 | 1 |
| | 81 | 3 | 19 | 22 | 0 | 0 | 0 | 0 | 1 | 16 | 2 | 3 |
| | CHANGE | 3- | 4- | 7- | 0 | 0 | 0 | 0 | 4+ | 11- | 2+ | 2- |
| 128 | KEYSTONE PD | 82 | 0 | 0 | 0 | 0 | 0 | 0 | 0 | 0 | 0 | 0 |
| | 81 | 0 | 0 | 0 | 0 | 0 | 0 | 0 | 0 | 0 | 0 | 0 |
| | CHANGE | 0 | 0 | 0 | 0 | 0 | 0 | 0 | 0 | 0 | 0 | 0 |
| | WAR PD | 82 | 0 | 0 | 0 | 0 | 0 | 0 | 0 | 0 | 0 | 0 |
| | 81 | 0 | 1 | 1 | 0 | 0 | 0 | 0 | 0 | 0 | 1 | 0 |
| | CHANGE | 0 | 1- | 1- | 0 | 0 | 0 | 0 | 0 | 0 | 1- | 0 |
| | WELCH PD | 82 | 0 | 0 | 0 | 0 | 0 | 0 | 0 | 0 | 0 | 0 |
| | 81 | 0 | 0 | 0 | 0 | 0 | 0 | 0 | 0 | 0 | 0 | 0 |
| | CHANGE | 0 | 0 | 0 | 0 | 0 | 0 | 0 | 0 | 0 | 0 | 0 |
| | ANAWALT PD | 82 | 0 | 0 | 0 | 0 | 0 | 0 | 0 | 0 | 0 | 0 |
| | 81 | 0 | 0 | 0 | 0 | 0 | 0 | 0 | 0 | 0 | 0 | 0 |
| | CHANGE | 0 | 0 | 0 | 0 | 0 | 0 | 0 | 0 | 0 | 0 | 0 |
| | GARY PD | 82 | 0 | 0 | 0 | 0 | 0 | 0 | 0 | 0 | 0 | 0 |
| | 81 | 0 | 1 | 1 | 0 | 0 | 0 | 0 | 0 | 1 | 0 | 0 |
| | CHANGE | 0 | 1- | 1- | 0 | 0 | 0 | 0 | 0 | 1- | 0 | 0 |
| | NORTH FORK PD | 82 | 0 | 3 | 3 | 0 | 0 | 0 | 0 | 3 | 0 | 0 |
| | 81 | 0 | 2 | 2 | 0 | 0 | 0 | 0 | 1 | 0 | 0 | 1 |
| | CHANGE | 0 | 1+ | 1+ | 0 | 0 | 0 | 0 | 1- | 3+ | 0 | 1- |
| | DAVY PD | 82 | 0 | 10 | 10 | 0 | 0 | 0 | 4 | 2 | 4 | 0 |
| | 81 | 0 | 0 | 0 | 0 | 0 | 0 | 0 | 0 | 0 | 0 | 0 |
| | CHANGE | 0 | 10+ | 10+ | 0 | 0 | 0 | 0 | 4+ | 2+ | 4+ | 0 |
| | KIMBALL PD | 82 | 0 | 0 | 0 | 0 | 0 | 0 | 0 | 0 | 0 | 0 |
| | 81 | 0 | 7 | 7 | 0 | 0 | 0 | 0 | 0 | 6 | 0 | 1 |
| | CHANGE | 0 | 7- | 7- | 0 | 0 | 0 | 0 | 0 | 6- | 0 | 1- |

JAN THRU DEC 82-81

PAGE 18
PART I ARRESTS BY CHARGE AND AGENCY TYPE
JUVENILE ADULTS GRAND TOTAL CRIMINAL HOMICIDE FORCIBLE ROBBERY AGGRAV BURGLARY LARCENY AUTO
MURDER NEG MANSL RAPE ASSAULT THEFT

| | | | | | | | | | | | | | |
|---------------|--------|-----|-----|-----|----|----|----|----|-----|-----|-----|----|---|
| TEAGER PD | 82 | 0 | 1 | 1 | 0 | 0 | 0 | 0 | 0 | 0 | 0 | 0 | 1 |
| | 81 | 1 | 0 | 1 | 0 | 0 | 0 | 0 | 0 | 0 | 0 | 1 | |
| | CHANGE | 1- | 1+ | 0 | 0 | 0 | 0 | 0 | 0 | 0 | 0 | 0 | |
| BRADSHAW PD | 82 | 0 | 1 | 1 | 0 | 0 | 0 | 0 | 1 | 0 | 0 | 0 | |
| | 81 | 2 | 8 | 10 | 0 | 0 | 0 | 0 | 0 | 0 | 1 | 0 | |
| | CHANGE | 2- | 7- | 9- | 0 | 0 | 0 | 0 | 1+ | 9- | 1- | 0 | |
| ***** | | | | | | | | | | | | | |
| MARION CTY | 82 | 67 | 385 | 452 | 0 | 0 | 7 | 30 | 45 | 99 | 259 | 12 | |
| | 81 | 65 | 354 | 419 | 2 | 1 | 11 | 35 | 31 | 122 | 200 | 17 | |
| | CHANGE | 2+ | 31+ | 33+ | 2- | 1- | 4- | 5- | 14+ | 23- | 59+ | 5- | |
| ***** | | | | | | | | | | | | | |
| RURAL | 82 | 38 | 196 | 234 | 0 | 0 | 6 | 13 | 28 | 52 | 126 | 9 | |
| | 81 | 15 | 166 | 181 | 2 | 0 | 2 | 18 | 12 | 72 | 63 | 7 | |
| | CHANGE | 23+ | 30+ | 53+ | 2- | 0 | 4+ | 5- | 16+ | 20- | 58+ | 2+ | |
| SHERIFF | 82 | 21 | 158 | 179 | 0 | 0 | 6 | 12 | 25 | 35 | 97 | 4 | |
| | 81 | 1 | 93 | 94 | 1 | 0 | 2 | 9 | 12 | 26 | 43 | 1 | |
| | CHANGE | 20+ | 65+ | 85+ | 1- | 0 | 4+ | 3+ | 13+ | 9+ | 54+ | 3+ | |
| STATE POLICE | 82 | 17 | 38 | 55 | 0 | 0 | 0 | 1 | 3 | 17 | 29 | 5 | |
| | 81 | 14 | 73 | 87 | 1 | 0 | 0 | 9 | 0 | 46 | 25 | 6 | |
| | CHANGE | 3+ | 35- | 32- | 1- | 0 | 0 | 8- | 3+ | 29- | 4+ | 1- | |
| MUNICIPAL | 82 | 29 | 189 | 218 | 0 | 0 | 1 | 17 | 17 | 47 | 133 | 3 | |
| | 81 | 50 | 188 | 238 | 0 | 1 | 9 | 17 | 19 | 50 | 132 | 10 | |
| | CHANGE | 21- | 1+ | 20- | 0 | 1- | 8- | 0 | 2- | 3- | 1+ | 7- | |
| FAIRMONT PD | 82 | 25 | 186 | 211 | 0 | 0 | 1 | 17 | 17 | 40 | 133 | 3 | |
| | 81 | 47 | 180 | 227 | 0 | 1 | 9 | 17 | 19 | 45 | 127 | 9 | |
| | CHANGE | 22- | 6+ | 16- | 0 | 1- | 8- | 0 | 2- | 5- | 6+ | 6- | |
| MANNINGTON PD | 82 | 0 | 2 | 2 | 0 | 0 | 0 | 0 | 0 | 2 | 0 | 0 | |
| | 81 | 0 | 6 | 6 | 0 | 0 | 0 | 0 | 0 | 0 | 5 | 1 | |
| | CHANGE | 0 | 4- | 4- | 0 | 0 | 0 | 0 | 0 | 2+ | 5- | 1- | |
| RIVESVILLE PD | 82 | 0 | 0 | 0 | 0 | 0 | 0 | 0 | 0 | 0 | 0 | 0 | |
| | 81 | 0 | 0 | 0 | 0 | 0 | 0 | 0 | 0 | 0 | 0 | 0 | |
| | CHANGE | 0 | 0 | 0 | 0 | 0 | 0 | 0 | 0 | 0 | 0 | 0 | |
| MONONGAH PD | 82 | 0 | 0 | 0 | 0 | 0 | 0 | 0 | 0 | 0 | 0 | 0 | |
| | 81 | 1 | 0 | 1 | 0 | 0 | 0 | 0 | 0 | 1 | 0 | 0 | |
| | CHANGE | 1- | 0 | 1- | 0 | 0 | 0 | 0 | 0 | 1- | 0 | 0 | |
| FAIRVIEW PD | 82 | 4 | 0 | 4 | 0 | 0 | 0 | 0 | 0 | 4 | 0 | 0 | |
| | 81 | 2 | 0 | 2 | 0 | 0 | 0 | 0 | 0 | 2 | 0 | 0 | |
| | CHANGE | 2+ | 0 | 2+ | 0 | 0 | 0 | 0 | 0 | 2+ | 0 | 0 | |
| FARMINGTON PD | 82 | 0 | 1 | 1 | 0 | 0 | 0 | 0 | 0 | 1 | 0 | 0 | |
| | 81 | 0 | 2 | 2 | 0 | 0 | 0 | 0 | 0 | 2 | 0 | 0 | |
| | CHANGE | 0 | 1- | 1- | 0 | 0 | 0 | 0 | 0 | 1- | 0 | 0 | |

129

130

| ***** | | | | | | | | | | | | | | |
|-----------|--|--------|-----|-----|-----|-----|----|----|----|----|-----|-----|-----|----|
| MASON CTY | | TOTAL | 82 | 60 | 87 | 147 | 0 | 0 | 0 | 1 | 16 | 46 | 70 | 14 |
| | | | 81 | 37 | 39 | 76 | 1 | 1 | 1 | 2 | 10 | 22 | 37 | 2 |
| | | CHANGE | 23+ | 48+ | 71+ | 1- | 1- | 1- | 1- | 6+ | 24+ | 33+ | 12+ | |
| ***** | | | | | | | | | | | | | | |

JAN THRU DEC 82-81

PAGE 20
PART I ARRESTS BY CHARGE AND AGENCY TYPE
JUVENILE ADULTS GRAND CRIMINAL HOMICIDE FORCIBLE ROBBERY AGGRAV BURGLARY LARCENY AUTO
TOTAL MURDER NEG MANSL RAPE ASSAULT THEFT

| | | | | | | | | | | | | | |
|------------------|-------------------|----|-----|-----|-----|----|----|----|-----|-----|-----|-----|-----|
| 131 | RURAL | 82 | 38 | 57 | 95 | 0 | 0 | 0 | 1 | 14 | 29 | 43 | 8 |
| | | 81 | 4 | 14 | 18 | 1 | 1 | 1 | 0 | 8 | 6 | 1 | 0 |
| | CHANGE | | 34+ | 43+ | 77+ | 1- | 1- | 1- | 1+ | 6+ | 23+ | 42+ | 8+ |
| | SHERIFF | 82 | 38 | 54 | 92 | 0 | 0 | 0 | 1 | 14 | 29 | 40 | 8 |
| | | 81 | 3 | 9 | 12 | 1 | 0 | 0 | 0 | 5 | 5 | 1 | 0 |
| | CHANGE | | 35+ | 45+ | 80+ | 1- | 0 | 0 | 1+ | 9+ | 24+ | 39+ | 8+ |
| | STATE POLICE | 82 | 0 | 3 | 3 | 0 | 0 | 0 | 0 | 0 | 0 | 3 | 0 |
| | | 81 | 1 | 5 | 6 | 0 | 1 | 1 | 0 | 3 | 1 | 0 | 0 |
| | CHANGE | | 1- | 2- | 3- | 0 | 1- | 1- | 0 | 3- | 1- | 3+ | 0 |
| | MUNICIPAL | 82 | 22 | 30 | 52 | 0 | 0 | 0 | 0 | 2 | 17 | 27 | 6 |
| | | 81 | 33 | 25 | 58 | 0 | 0 | 0 | 2 | 2 | 16 | 35 | 2 |
| | CHANGE | | 11- | 5+ | 6- | 0 | 0 | 0 | 2- | 0 | 1+ | 9- | 4+ |
| | POINT PLEASANT PD | 82 | 17 | 27 | 44 | 0 | 0 | 0 | 0 | 2 | 13 | 25 | 4 |
| | | 81 | 27 | 24 | 51 | 0 | 0 | 0 | 2 | 1 | 12 | 36 | 0 |
| | CHANGE | | 10- | 3+ | 7- | 0 | 0 | 0 | 2- | 1+ | 1+ | 11- | 4+ |
| | NEW HAVEN PD | 82 | 3 | 2 | 5 | 0 | 0 | 0 | 0 | 0 | 4 | 0 | 1 |
| | | 81 | 4 | 0 | 4 | 0 | 0 | 0 | 0 | 0 | 4 | 0 | 0 |
| | CHANGE | | 1- | 2+ | 1+ | 0 | 0 | 0 | 0 | 0 | 0 | 0 | 1+ |
| | MASON PD | 82 | 2 | 1 | 3 | 0 | 0 | 0 | 0 | 0 | 0 | 2 | 1 |
| | | 81 | 2 | 1 | 3 | 0 | 0 | 0 | 0 | 1 | 0 | 0 | 2 |
| | CHANGE | | 0 | 0 | 0 | 0 | 0 | 0 | 0 | 1- | 0 | 2+ | 1- |
| | HENDERSON PD | 82 | 0 | 0 | 0 | 0 | 0 | 0 | 0 | 0 | 0 | 0 | 0 |
| | | 81 | 0 | 0 | 0 | 0 | 0 | 0 | 0 | 0 | 0 | 0 | 0 |
| | CHANGE | | 0 | 0 | 0 | 0 | 0 | 0 | 0 | 0 | 0 | 0 | 0 |
| | HARTFORD PD | 82 | 0 | 0 | 0 | 0 | 0 | 0 | 0 | 0 | 0 | 0 | 0 |
| | | 81 | 0 | 0 | 0 | 0 | 0 | 0 | 0 | 0 | 0 | 0 | 0 |
| | CHANGE | | 0 | 0 | 0 | 0 | 0 | 0 | 0 | 0 | 0 | 0 | 0 |
| | LEON PD | 82 | 0 | 0 | 0 | 0 | 0 | 0 | 0 | 0 | 0 | 0 | 0 |
| | | 81 | 0 | 0 | 0 | 0 | 0 | 0 | 0 | 0 | 0 | 0 | 0 |
| | CHANGE | | 0 | 0 | 0 | 0 | 0 | 0 | 0 | 0 | 0 | 0 | 0 |
| ***** | | | | | | | | | | | | | |
| MERCER CTY TOTAL | | | | | | | | | | | | | |
| | | 82 | 75 | 305 | 380 | 0 | 5 | 25 | 49 | 136 | 120 | 39 | |
| | | 81 | 71 | 257 | 328 | 2 | 3 | 35 | 64 | 93 | 107 | 17 | |
| | CHANGE | | 4+ | 48+ | 52+ | 1- | 2- | 2+ | 10- | 15- | 43+ | 13+ | 22+ |
| | ***** | | | | | | | | | | | | |
| | RURAL | 82 | 30 | 213 | 243 | 5 | 0 | 1 | 11 | 35 | 82 | 76 | 33 |
| | | 81 | 25 | 161 | 186 | 4 | 2 | 3 | 16 | 46 | 48 | 61 | 6 |
| | CHANGE | | 5+ | 52+ | 57+ | 1+ | 2- | 2- | 5- | 11- | 34+ | 15+ | 27+ |
| | SHERIFF | 82 | 12 | 146 | 158 | 0 | 0 | 1 | 8 | 26 | 47 | 57 | 19 |
| | | 81 | 3 | 64 | 67 | 0 | 0 | 0 | 5 | 35 | 16 | 11 | 0 |
| | CHANGE | | 9+ | 82+ | 91+ | 0 | 0 | 1+ | 3+ | 9- | 31+ | 46+ | 19+ |

JAN THRU DEC 82-81

PAGE 21
PART I ARRESTS BY CHARGE AND AGENCY TYPE
JUVENILE ADULTS GRAND TOTAL CRIMINAL HOMICIDE FORCIBLE ROBBERY AGGRAV BURGLARY LARCENY AUTO
MURDER NEG MANSL RAPE ASSAULT THEFT

132

| | | | | | | | | | | | |
|--------------------------|-------|-------|-------|-------|-------|-------|-------|-------|-------|-------|-------|
| STATE POLICE 82 | 18 | 67 | 85 | 5 | 0 | 0 | 3 | 9 | 35 | 19 | 14 |
| 81 | 22 | 97 | 119 | 4 | 2 | 3 | 11 | 11 | 32 | 50 | 6 |
| CHANGE | 4- | 30- | 34- | 1+ | 2- | 3- | 8- | 2- | 3+ | 31- | 8+ |
| MUNICIPAL 82 | 45 | 92 | 137 | 1 | 0 | 4 | 14 | 14 | 54 | 44 | 6+ |
| 81 | 46 | 96 | 142 | 3 | 0 | 0 | 19 | 16 | 45 | 46 | 11 |
| CHANGE | 1- | 4- | 5- | 2- | 0 | 4+ | 5- | 4- | 9+ | 2- | 5- |
| ATHENS PD 82 | 0 | 1 | 1 | 0 | 0 | 1 | 0 | 0 | 0 | 0 | 0 |
| 81 | 1 | 6 | 7 | 0 | 0 | 0 | 0 | 0 | 0 | 0 | 0 |
| CHANGE | 1- | 5- | 6- | 0 | 0 | 1+ | 0 | 2- | 5- | 0 | 0 |
| BLUEFIELD PD 82 | 14 | 61 | 75 | 1 | 0 | 2 | 11 | 13 | 30 | 15 | 3 |
| 81 | 20 | 59 | 79 | 1 | 0 | 0 | 12 | 15 | 25 | 15 | 11 |
| CHANGE | 6- | 2+ | 4- | 0 | 0 | 2+ | 1- | 2- | 5+ | 0 | 8- |
| PRINCETON PD 82 | 31 | 29 | 60 | 0 | 0 | 1 | 3 | 1 | 23 | 29 | 3 |
| 81 | 25 | 31 | 56 | 2 | 0 | 0 | 7 | 1 | 15 | 31 | 0 |
| CHANGE | 6+ | 2- | 4+ | 2- | 0 | 1+ | 4- | 0 | 8+ | 2- | 3+ |
| MATOAKA PD 82 | 0 | 0 | 0 | 0 | 0 | 0 | 0 | 0 | 0 | 0 | 0 |
| 81 | 0 | 0 | 0 | 0 | 0 | 0 | 0 | 0 | 0 | 0 | 0 |
| CHANGE | 0 | 0 | 0 | 0 | 0 | 0 | 0 | 0 | 0 | 0 | 0 |
| BRAMWELL PD 82 | 0 | 0 | 0 | 0 | 0 | 0 | 0 | 0 | 0 | 0 | 0 |
| 81 | 0 | 0 | 0 | 0 | 0 | 0 | 0 | 0 | 0 | 0 | 0 |
| CHANGE | 0 | 0 | 0 | 0 | 0 | 0 | 0 | 0 | 0 | 0 | 0 |
| CONCORD COL SECURITY 82 | 0 | 1 | 1 | 0 | 0 | 0 | 0 | 0 | 1 | 0 | 0 |
| 81 | 0 | 0 | 0 | 0 | 0 | 0 | 0 | 0 | 0 | 0 | 0 |
| CHANGE | 0 | 1+ | 1+ | 0 | 0 | 0 | 0 | 0 | 1+ | 0 | 0 |
| BLUEFIELD ST SECURITY 82 | 0 | 0 | 0 | 0 | 0 | 0 | 0 | 0 | 0 | 0 | 0 |
| 81 | 0 | 0 | 0 | 0 | 0 | 0 | 0 | 0 | 0 | 0 | 0 |
| CHANGE | 0 | 0 | 0 | 0 | 0 | 0 | 0 | 0 | 0 | 0 | 0 |
| ***** | ***** | ***** | ***** | ***** | ***** | ***** | ***** | ***** | ***** | ***** | ***** |
| MINERAL CTY TOTAL 82 | 32 | 39 | 71 | 0 | 0 | 1 | 1 | 4 | 16 | 42 | 7 |
| 81 | 29 | 72 | 101 | 0 | 0 | 0 | 2 | 6 | 36 | 49 | 8 |
| CHANGE | 3+ | 33- | 30- | 0 | 0 | 1+ | 1- | 2- | 20- | 7- | 1- |
| ***** | ***** | ***** | ***** | ***** | ***** | ***** | ***** | ***** | ***** | ***** | ***** |
| RURAL 82 | 8 | 19 | 27 | 0 | 0 | 0 | 1 | 0 | 12 | 12 | 2 |
| 81 | 2 | 11 | 13 | 0 | 0 | 0 | 0 | 0 | 7 | 5 | 1 |
| CHANGE | 6+ | 8+ | 14+ | 0 | 0 | 0 | 1+ | 0 | 5+ | 7+ | 1+ |
| SHERIFF 82 | 0 | 6 | 6 | 0 | 0 | 0 | 0 | 0 | 2 | 4 | 0 |
| 81 | 2 | 11 | 13 | 0 | 0 | 0 | 0 | 0 | 7 | 5 | 1 |
| CHANGE | 2- | 5- | 7- | 0 | 0 | 0 | 0 | 0 | 5- | 1- | 1- |
| STATE POLICE 82 | 8 | 13 | 21 | 0 | 0 | 0 | 1 | 0 | 10 | 8 | 2 |
| 81 | 1 | 29 | 30 | 0 | 0 | 0 | 0 | 0 | 13 | 17 | 0 |
| CHANGE | 7+ | 16- | 9- | 0 | 0 | 0 | 1+ | 0 | 3- | 9- | 2+ |

JAN THRU DEC 82-81

| | | PAGE 22 | | | PART I ARRESTS BY CHARGE AND AGENCY TYPE | | | | | | | | |
|---------------------|--------|----------|--------|-------------|--|--------------------|---------------|---------|----------------|----------|---------|------------|--|
| | | JUVENILE | ADULTS | GRAND TOTAL | CRIMINAL MURDER | HOMICIDE NEG MANSL | FORCIBLE RAPE | ROBBERY | AGGRAV ASSAULT | BURGLARY | LARCENY | AUTO THEFT | |
| MUNICIPAL | 82 | 24 | 20 | 44 | 0 | 0 | 1 | 0 | 4 | 4 | 30 | 5 | |
| | 81 | 26 | 32 | 58 | 0 | 0 | 0 | 2 | 6 | 16 | 27 | 7 | |
| | CHANGE | 2- | 12- | 14- | 0 | 0 | 1+ | 2- | 2- | 12- | 3+ | 2- | |
| KEYSER PD | 82 | 24 | 16 | 40 | 0 | 0 | 1 | 0 | 4 | 4 | 27 | 4 | |
| | 81 | 25 | 28 | 53 | 0 | 0 | 0 | 2 | 6 | 13 | 26 | 6 | |
| | CHANGE | 1- | 12- | 13- | 0 | 0 | 1+ | 2- | 2- | 9- | 1+ | 2- | |
| PIEDMONT PD | 82 | 0 | 4 | 4 | 0 | 0 | 0 | 0 | 0 | 0 | 3 | 1 | |
| | 81 | 1 | 4 | 5 | 0 | 0 | 0 | 0 | 0 | 3 | 1 | 1 | |
| | CHANGE | 1- | 0 | 1- | 0 | 0 | 0 | 0 | 0 | 3- | 2+ | 0 | |
| RIDGELEY PD | 82 | 0 | 0 | 0 | 0 | 0 | 0 | 0 | 0 | 0 | 0 | 0 | |
| | 81 | 0 | 0 | 0 | 0 | 0 | 0 | 0 | 0 | 0 | 0 | 0 | |
| | CHANGE | 0 | 0 | 0 | 0 | 0 | 0 | 0 | 0 | 0 | 0 | 0 | |
| ELK GARDEN PD | 82 | 0 | 0 | 0 | 0 | 0 | 0 | 0 | 0 | 0 | 0 | 0 | |
| | 81 | 0 | 0 | 0 | 0 | 0 | 0 | 0 | 0 | 0 | 0 | 0 | |
| | CHANGE | 0 | 0 | 0 | 0 | 0 | 0 | 0 | 0 | 0 | 0 | 0 | |
| POTOMAC ST SECURITY | 82 | 0 | 0 | 0 | 0 | 0 | 0 | 0 | 0 | 0 | 0 | 0 | |
| | 81 | 0 | 0 | 0 | 0 | 0 | 0 | 0 | 0 | 0 | 0 | 0 | |
| | CHANGE | 0 | 0 | 0 | 0 | 0 | 0 | 0 | 0 | 0 | 0 | 0 | |
| ***** | | | | | | | | | | | | | |
| MINGO CTY | TOTAL | 82 | 31 | 310 | 8 | 1 | 13 | 19 | 45 | 102 | 127 | 26 | |
| | 81 | 28 | 170 | 198 | 5 | 0 | 0 | 12 | 31 | 58 | 69 | 23 | |
| | CHANGE | 3+ | 140+ | 143+ | 3+ | 1+ | 13+ | 7+ | 14+ | 44+ | 58+ | 3+ | |
| ***** | | | | | | | | | | | | | |
| RURAL | 82 | 10 | 251 | 261 | 5 | 1 | 7 | 16 | 41 | 75 | 93 | 23 | |
| | 81 | 2 | 119 | 121 | 5 | 0 | 0 | 8 | 13 | 41 | 38 | 16 | |
| | CHANGE | 8+ | 132+ | 140+ | 0 | 1+ | 7+ | 8+ | 28+ | 34+ | 55+ | 7+ | |
| SHERIFF | 82 | 0 | 203 | 203 | 3 | 0 | 5 | 15 | 32 | 54 | 76 | 18 | |
| | 81 | 0 | 84 | 84 | 1 | 0 | 0 | 3 | 3 | 32 | 30 | 15 | |
| | CHANGE | 0 | 119+ | 119+ | 2+ | 0 | 5+ | 12+ | 29+ | 22+ | 46+ | 3+ | |
| STATE POLICE | 82 | 10 | 48 | 58 | 2 | 1 | 2 | 1 | 9 | 21 | 17 | 5 | |
| | 81 | 2 | 35 | 37 | 4 | 0 | 0 | 5 | 10 | 9 | 8 | 1 | |
| | CHANGE | 8+ | 13+ | 21+ | 2- | 1+ | 2+ | 4- | 1- | 12+ | 9+ | 4+ | |
| MUNICIPAL | 82 | 21 | 59 | 80 | 3 | 0 | 6 | 3 | 4 | 27 | 34 | 3 | |
| | 81 | 26 | 51 | 77 | 0 | 0 | 0 | 4 | 18 | 17 | 31 | 7 | |
| | CHANGE | 5- | 8+ | 3+ | 3+ | 0 | 6+ | 1- | 14- | 10+ | 3+ | 4- | |
| GILBERT PD | 82 | 5 | 3 | 8 | 0 | 0 | 0 | 0 | 2 | 6 | 0 | 0 | |
| | 81 | 1 | 0 | 1 | 0 | 0 | 0 | 0 | 0 | 0 | 1 | 0 | |
| | CHANGE | 4+ | 3+ | 7+ | 0 | 0 | 0 | 0 | 2+ | 6+ | 1- | 0 | |
| WILLIAMSON PD | 82 | 16 | 56 | 72 | 3 | 0 | 6 | 3 | 2 | 21 | 34 | 3 | |
| | 81 | 18 | 49 | 67 | 0 | 0 | 0 | 3 | 17 | 12 | 29 | 6 | |
| | CHANGE | 2- | 7+ | 5+ | 3+ | 0 | 6+ | 0 | 15- | 9+ | 5+ | 3- | |

133

JAN THRU DEC 82-81

PAGE 23
PART I ARRESTS BY CHARGE AND AGENCY TYPE
JUVENILE ADULTS GRAND TOTAL CRIMINAL HOMICIDE FORCIBLE ROBBERY AGGRAV BURGLARY LARCENY AUTO
MURDER NEG MANSL RAPE ASSAULT THEFT

| | | | | | | | | | | | | |
|--------------|--------|----|----|----|---|---|---|----|----|----|----|----|
| KERMIT PD | 82 | 0 | 0 | 0 | 0 | 0 | 0 | 0 | 0 | 0 | 0 | 0 |
| | 81 | 7 | 2 | 9 | 0 | 0 | 0 | 1 | 1 | 5 | 1 | 1 |
| | CHANGE | 7- | 2- | 9- | 0 | 0 | 0 | 1- | 1- | 5- | 1- | 1- |
| DELBARTON PD | 82 | 0 | 0 | 0 | 0 | 0 | 0 | 0 | 0 | 0 | 0 | 0 |
| | 81 | 0 | 0 | 0 | 0 | 0 | 0 | 0 | 0 | 0 | 0 | 0 |
| | CHANGE | 0 | 0 | 0 | 0 | 0 | 0 | 0 | 0 | 0 | 0 | 0 |
| MATEWAN PD | 82 | 0 | 0 | 0 | 0 | 0 | 0 | 0 | 0 | 0 | 0 | 0 |
| | 81 | 0 | 0 | 0 | 0 | 0 | 0 | 0 | 0 | 0 | 0 | 0 |
| | CHANGE | 0 | 0 | 0 | 0 | 0 | 0 | 0 | 0 | 0 | 0 | 0 |

MONONGALIA CTY TOTAL 82 49 358 407 5 0 12 10 11 54 295 20
81 65 273 338 2 3 2 12 18 91 199 11
CHANGE 16- 85+ 69+ 3+ 3- 10+ 2- 7- 37- 96+ 9+

134

| | | | | | | | | | | | | |
|---------------------|--------|-----|-----|-----|----|----|----|----|----|-----|------|----|
| RURAL | 82 | 4 | 71 | 75 | 4 | 0 | 7 | 7 | 7 | 20 | 21 | 9 |
| | 81 | 17 | 81 | 98 | 1 | 0 | 2 | 5 | 15 | 45 | 25 | 5 |
| | CHANGE | 13- | 10- | 23- | 3+ | 0 | 5+ | 2+ | 8- | 25- | 4- | 4+ |
| SHERIFF | 82 | 0 | 16 | 16 | 0 | 0 | 0 | 0 | 1 | 5 | 6 | 4 |
| | 81 | 0 | 18 | 18 | 0 | 0 | 2 | 1 | 3 | 7 | 5 | 0 |
| | CHANGE | 0 | 2- | 2- | 0 | 0 | 2- | 1- | 2- | 2- | 1+ | 4+ |
| STATE POLICE | 82 | 4 | 55 | 59 | 4 | 0 | 7 | 7 | 6 | 15 | 15 | 5 |
| | 81 | 17 | 63 | 80 | 1 | 0 | 0 | 4 | 12 | 38 | 20 | 5 |
| | CHANGE | 13- | 8- | 21- | 3+ | 0 | 7+ | 3+ | 6- | 23- | 5- | 0 |
| MUNICIPAL | 82 | 45 | 287 | 332 | 1 | 0 | 5 | 3 | 4 | 34 | 274 | 11 |
| | 81 | 48 | 192 | 240 | 1 | 3 | 0 | 7 | 3 | 46 | 174 | 6 |
| | CHANGE | 3- | 95+ | 92+ | 0 | 3- | 5+ | 4- | 1+ | 12- | 100+ | 5+ |
| MORGANTOWN PD | 82 | 34 | 206 | 240 | 1 | 0 | 4 | 3 | 3 | 26 | 194 | 9 |
| | 81 | 39 | 155 | 194 | 1 | 3 | 0 | 6 | 2 | 44 | 132 | 6 |
| | CHANGE | 5- | 51+ | 46+ | 0 | 3- | 4+ | 3- | 1+ | 18- | 62+ | 3+ |
| STAR CITY PD | 82 | 2 | 62 | 64 | 0 | 0 | 0 | 0 | 0 | 1 | 62 | 1 |
| | 81 | 5 | 12 | 17 | 0 | 0 | 0 | 0 | 0 | 2 | 15 | 0 |
| | CHANGE | 3- | 50+ | 47+ | 0 | 0 | 0 | 0 | 0 | 1- | 47+ | 1+ |
| WESTOVER PD | 82 | 9 | 8 | 17 | 0 | 0 | 1 | 0 | 1 | 5 | 9 | 1 |
| | 81 | 4 | 9 | 13 | 0 | 0 | 0 | 1 | 1 | 0 | 11 | 0 |
| | CHANGE | 5+ | 1- | 4+ | 0 | 0 | 1+ | 1- | 0 | 5+ | 2- | 1+ |
| OSAGE PD | 82 | 0 | 0 | 0 | 0 | 0 | 0 | 0 | 0 | 0 | 0 | 0 |
| | 81 | 0 | 0 | 0 | 0 | 0 | 0 | 0 | 0 | 0 | 0 | 0 |
| | CHANGE | 0 | 0 | 0 | 0 | 0 | 0 | 0 | 0 | 0 | 0 | 0 |
| WVU SECURITY POLICE | 82 | 0 | 11 | 11 | 0 | 0 | 0 | 0 | 0 | 2 | 9 | 0 |
| | 81 | 0 | 16 | 16 | 0 | 0 | 0 | 0 | 0 | 0 | 16 | 0 |
| | CHANGE | 0 | 5- | 5- | 0 | 0 | 0 | 0 | 0 | 2+ | 7- | 0 |

135

MC

135

| | | | | | | | | | | | | | |
|--------------|---------------|----|-----|-----|----|----|----|---|----|----|-----|----|---|
| GRANVILLE PD | | 82 | 0 | 0 | 0 | 0 | 0 | 0 | 0 | 0 | 0 | 0 | 0 |
| 81 | | 0 | 0 | 0 | 0 | 0 | 0 | 0 | 0 | 0 | 0 | 0 | 0 |
| CHANGE | | 0 | 0 | 0 | 0 | 0 | 0 | 0 | 0 | 0 | 0 | 0 | 0 |
| ***** | | | | | | | | | | | | | |
| MONROE CTY | TOTAL | 82 | 2 | 58 | 60 | 0 | 1 | 0 | 0 | 13 | 37 | 8 | 1 |
| | 81 | 3 | 83 | 86 | 0 | 0 | 2 | 0 | 12 | 42 | 25 | 5 | |
| | CHANGE | 1- | 25- | 26- | 0 | 1+ | 2- | 0 | 1+ | 5- | 17- | 4- | |
| ***** | | | | | | | | | | | | | |
| | RURAL | 82 | 2 | 47 | 49 | 0 | 1 | 0 | 0 | 13 | 27 | 7 | 1 |
| | 81 | 2 | 64 | 66 | 0 | 0 | 1 | 0 | 11 | 26 | 24 | 4 | |
| | CHANGE | 0 | 17- | 17- | 0 | 1+ | 1- | 0 | 2+ | 1+ | 17- | 3- | |
| | SHERIFF | 82 | 0 | 37 | 37 | 0 | 0 | 0 | 13 | 19 | 5 | 0 | |
| | 81 | 0 | 46 | 46 | 0 | 0 | 0 | 0 | 6 | 20 | 17 | 3 | |
| | CHANGE | 0 | 9- | 9- | 0 | 0 | 0 | 0 | 7+ | 1- | 12- | 3- | |
| | STATE POLICE | 82 | 2 | 10 | 12 | 0 | 1 | 0 | 0 | 8 | 2 | 1 | |
| | 81 | 2 | 18 | 20 | 0 | 0 | 1 | 0 | 5 | 6 | 7 | 1 | |
| | CHANGE | 0 | 8- | 8- | 0 | 1+ | 1- | 0 | 5- | 2+ | 5- | 0 | |
| | MUNICIPAL | 82 | 0 | 11 | 11 | 0 | 0 | 0 | 0 | 10 | 1 | 0 | |
| | 81 | 1 | 19 | 20 | 0 | 0 | 1 | 0 | 1 | 16 | 1 | 1 | |
| | CHANGE | 1- | 8- | 9- | 0 | 0 | 1- | 0 | 1- | 6- | 0 | 1- | |
| | ALDERSON PD | 82 | 0 | 9 | 9 | 0 | 0 | 0 | 0 | 8 | 1 | 0 | |
| | 81 | 1 | 18 | 19 | 0 | 0 | 1 | 0 | 1 | 16 | 0 | 1 | |
| | CHANGE | 1- | 9- | 10- | 0 | 0 | 1- | 0 | 1- | 8- | 1+ | 1- | |
| | UNION PD | 82 | 0 | 2 | 2 | 0 | 0 | 0 | 0 | 2 | 0 | 0 | |
| | 81 | 0 | 1 | 1 | 0 | 0 | 0 | 0 | 0 | 0 | 1 | 0 | |
| | CHANGE | 0 | 1+ | 1+ | 0 | 0 | 0 | 0 | 0 | 2+ | 1- | 0 | |
| | PETERSTOWN PD | 82 | 0 | 0 | 0 | 0 | 0 | 0 | 0 | 0 | 0 | 0 | |
| | 81 | 0 | 0 | 0 | 0 | 0 | 0 | 0 | 0 | 0 | 0 | 0 | |
| | CHANGE | 0 | 0 | 0 | 0 | 0 | 0 | 0 | 0 | 0 | 0 | 0 | |
| ***** | | | | | | | | | | | | | |
| MORGAN CTY | TOTAL | 82 | 18 | 27 | 45 | 1 | 0 | 2 | 2 | 0 | 27 | 13 | 0 |
| | 81 | 16 | 42 | 58 | 0 | 0 | 2 | 2 | 0 | 23 | 25 | 5 | |
| | CHANGE | 2+ | 15- | 13- | 0 | 0 | 0 | 0 | 0 | 4+ | 12- | 5- | |
| ***** | | | | | | | | | | | | | |
| | RURAL | 82 | 18 | 27 | 45 | 1 | 0 | 2 | 2 | 0 | 27 | 13 | 0 |
| | 81 | 13 | 41 | 54 | 0 | 0 | 2 | 2 | 0 | 23 | 22 | 5 | |
| | CHANGE | 5+ | 14- | 9- | 1+ | 0 | 0 | 0 | 0 | 4+ | 9- | 5+ | |
| | SHERIFF | 82 | 4 | 4 | 8 | 0 | 0 | 0 | 0 | 3 | 5 | 0 | |
| | 81 | 5 | 10 | 15 | 0 | 0 | 0 | 0 | 0 | 5 | 3 | 2 | |
| | CHANGE | 1- | 6- | 7- | 0 | 0 | 0 | 0 | 0 | 2- | 3- | 2- | |

JAN THRU DEC 82-81

PAGE 25
PART I ARRESTS BY CHARGE AND AGENCY TYPE

| | JUVENILE | ADULTS | GRAND TOTAL | CRIMINAL MURDER | HOMICIDE NEG MANSL | FORCIBLE RAPE | ROBBERY | AGGRAV ASSAULT | BURGLARY | LARCENY | AUTO THEFT |
|--|----------|--------|-------------|-----------------|--------------------|---------------|---------|----------------|----------|---------|------------|
|--|----------|--------|-------------|-----------------|--------------------|---------------|---------|----------------|----------|---------|------------|

| | | | | | | | | | | | | |
|---------------------|----|----|----|----|----|---|---|---|---|----|----|----|
| STATE POLICE | 82 | 14 | 23 | 37 | 1 | 0 | 2 | 2 | 0 | 24 | 8 | 0 |
| | 81 | 8 | 31 | 39 | 0 | 0 | 2 | 2 | 0 | 18 | 14 | 3 |
| CHANGE | | 6+ | 8- | 2- | 1+ | 0 | 0 | 0 | 0 | 6+ | 6- | 3- |
| MUNICIPAL | 82 | 0 | 0 | 0 | 0 | 0 | 0 | 0 | 0 | 0 | 0 | 0 |
| | 81 | 3 | 1 | 4 | 1 | 0 | 0 | 0 | 0 | 3 | 3 | 0 |
| CHANGE | | 3- | 1- | 4- | 1- | 0 | 0 | 0 | 0 | 0 | 3- | 0 |
| BERKELEY SPRINGS PD | 82 | 0 | 0 | 0 | 0 | 0 | 0 | 0 | 0 | 0 | 0 | 0 |
| | 81 | 0 | 0 | 0 | 0 | 0 | 0 | 0 | 0 | 0 | 0 | 0 |
| CHANGE | | 0 | 0 | 0 | 0 | 0 | 0 | 0 | 0 | 0 | 0 | 0 |
| PAW-PAW PD | 82 | 0 | 0 | 0 | 0 | 0 | 0 | 0 | 0 | 0 | 0 | 0 |
| | 81 | 3 | 1 | 4 | 1 | 0 | 0 | 0 | 0 | 3 | 3 | 0 |
| CHANGE | | 3- | 1- | 4- | 1- | 0 | 0 | 0 | 0 | 3- | 3- | 0 |

NICHOLAS CTY TOTAL 82 21 68 89 1 0 2 11 10 24 35 6
81 30 66 96 1 1 3 3 6 22 46 14
CHANGE 9- 2+ 7- 0 1- 1- 8+ 4+ 2+ 11- 8-

136

| | | | | | | | | | | | | |
|-----------------|----|----|-----|-----|---|----|----|----|----|----|-----|----|
| RURAL | 82 | 12 | 47 | 59 | 1 | 0 | 2 | 3 | 9 | 19 | 21 | 4 |
| | 81 | 14 | 37 | 51 | 1 | 1 | 3 | 0 | 3 | 19 | 16 | 8 |
| CHANGE | | 2- | 10+ | 8+ | 0 | 1- | 1- | 3+ | 6+ | 0 | 5+ | 4- |
| SHERIFF | 82 | 1 | 7 | 8 | 0 | 0 | 2 | 0 | 0 | 1 | 5 | 0 |
| | 81 | 0 | 8 | 8 | 0 | 0 | 0 | 0 | 0 | 2 | 4 | 2 |
| CHANGE | | 1+ | 1- | 0 | 0 | 0 | 2+ | 0 | 0 | 1- | 1+ | 2- |
| STATE POLICE | 82 | 11 | 40 | 51 | 1 | 0 | 0 | 3 | 9 | 18 | 16 | 4 |
| | 81 | 14 | 29 | 43 | 1 | 1 | 3 | 0 | 3 | 17 | 12 | 6 |
| CHANGE | | 3- | 11+ | 8+ | 0 | 1- | 3- | 3+ | 6+ | 1+ | 4+ | 2- |
| MUNICIPAL | 82 | 9 | 21 | 30 | 0 | 0 | 0 | 8 | 1 | 5 | 14 | 2 |
| | 81 | 16 | 29 | 45 | 0 | 0 | 0 | 3 | 3 | 3 | 30 | 6 |
| CHANGE | | 7- | 8- | 15- | 0 | 0 | 0 | 5+ | 2- | 2+ | 16- | 4- |
| RICHWOOD PD | 82 | 0 | 10 | 10 | 0 | 0 | 0 | 8 | 0 | 0 | 2 | 0 |
| | 81 | 1 | 14 | 15 | 0 | 0 | 0 | 3 | 1 | 2 | 7 | 2 |
| CHANGE | | 1- | 4- | 5- | 0 | 0 | 0 | 5+ | 1- | 2- | 5- | 2- |
| SUMMERSVILLE PD | 82 | 9 | 11 | 20 | 0 | 0 | 0 | 0 | 1 | 5 | 12 | 2 |
| | 81 | 15 | 15 | 30 | 0 | 0 | 0 | 0 | 2 | 1 | 23 | 4 |
| CHANGE | | 6- | 4- | 10- | 0 | 0 | 0 | 0 | 1- | 4+ | 11- | 2- |

OHIO CTY TOTAL 82 126 288 414 2 1 15 29 28 88 223 28
81 121 251 372 5 0 7 27 25 72 193 43
CHANGE 5+ 37+ 42+ 3- 1+ 8+ 2+ 3+ 16+ 30+ 15-

JAN THRU DEC 82-81

| PAGE 26 | | | | PART I ARRESTS BY CHARGE AND AGENCY TYPE | | | | | | | | |
|-----------------|------|------|------|--|-----------------|--------------------|---------------|---------|----------------|----------|---------|------------|
| JUVENILE ADULTS | | | | GRAND TOTAL | CRIMINAL MURDER | HOMICIDE NEG MANSL | FORCIBLE RAPE | ROBBERY | AGGRAV ASSAULT | BURGLARY | LARCENY | AUTO THEFT |
| E | 2 | 15 | 17 | 0 | 0 | 0 | 0 | 4 | 3 | 3 | 6 | 1 |
| | 0 | 0 | 0 | 0 | 0 | 0 | 0 | 0 | 0 | 0 | 0 | 0 |
| | 2+ | 15+ | 17+ | 0 | 0 | 0 | 0 | 4+ | 3+ | 3+ | 6+ | 1+ |
| E | 0 | 11 | 11 | 0 | 0 | 0 | 0 | 3 | 2 | 2 | 3 | 1 |
| | 0 | 10 | 10 | 0 | 0 | 0 | 0 | 1 | 2 | 3 | 3 | 1 |
| | 0 | 1+ | 1+ | 0 | 0 | 0 | 0 | 2+ | 0 | 1- | 0 | 0 |
| E | 2 | 4 | 6 | 0 | 0 | 0 | 0 | 1 | 1 | 1 | 3 | 0 |
| | 2 | 18 | 20 | 0 | 0 | 1 | 1 | 7 | 1 | 5 | 5 | 1 |
| | 0 | 14- | 14- | 0 | 0 | 0 | 1- | 6- | 0 | 4- | 2- | 1- |
| E | 124 | 273 | 397 | 2 | 1 | 15 | 25 | 25 | 25 | 85 | 217 | 27 |
| | 0 | 3 | 3 | 0 | 0 | 0 | 0 | 0 | 0 | 0 | 3 | 0 |
| | 124+ | 270+ | 394+ | 2+ | 1+ | 15+ | 25+ | 25+ | 25+ | 85+ | 214+ | 27+ |
| E | 122 | 268 | 390 | 2 | 1 | 11 | 25 | 25 | 83 | 216 | 27 | 27 |
| | 119 | 220 | 339 | 5 | 0 | 6 | 19 | 22 | 64 | 182 | 41 | 41 |
| | 3+ | 48+ | 51+ | 3- | 1+ | 5+ | 6+ | 3+ | 19+ | 34+ | 14- | 14- |
| E | 0 | 0 | 0 | 0 | 0 | 0 | 0 | 0 | 0 | 0 | 0 | 0 |
| | 0 | 0 | 0 | 0 | 0 | 0 | 0 | 0 | 0 | 0 | 0 | 0 |
| | 0 | 0 | 0 | 0 | 0 | 0 | 0 | 0 | 0 | 0 | 0 | 0 |
| E | 0 | 0 | 0 | 0 | 0 | 0 | 0 | 0 | 0 | 0 | 0 | 0 |
| | 0 | 0 | 0 | 0 | 0 | 0 | 0 | 0 | 0 | 0 | 0 | 0 |
| | 0 | 0 | 0 | 0 | 0 | 0 | 0 | 0 | 0 | 0 | 0 | 0 |
| E | 0 | 0 | 0 | 0 | 0 | 0 | 0 | 0 | 0 | 0 | 0 | 0 |
| | 0 | 0 | 0 | 0 | 0 | 0 | 0 | 0 | 0 | 0 | 0 | 0 |
| | 0 | 0 | 0 | 0 | 0 | 0 | 0 | 0 | 0 | 0 | 0 | 0 |
| E | 2 | 0 | 2 | 0 | 0 | 0 | 0 | 0 | 0 | 2 | 0 | 0 |
| | 0 | 0 | 0 | 0 | 0 | 0 | 0 | 0 | 0 | 0 | 0 | 0 |
| | 2+ | 0 | 2+ | 0 | 0 | 0 | 0 | 0 | 0 | 2+ | 0 | 0 |
| E | 0 | 5 | 5 | 0 | 0 | 4 | 0 | 0 | 0 | 0 | 1 | 0 |
| | 0 | 3 | 3 | 0 | 0 | 0 | 0 | 0 | 0 | 0 | 3 | 0 |
| | 0 | 2+ | 2+ | 0 | 0 | 4+ | 0 | 0 | 0 | 0 | 2- | 0 |
| E | 0 | 0 | 0 | 0 | 0 | 0 | 0 | 0 | 0 | 0 | 0 | 0 |
| | 0 | 0 | 0 | 0 | 0 | 0 | 0 | 0 | 0 | 0 | 0 | 0 |
| | 0 | 0 | 0 | 0 | 0 | 0 | 0 | 0 | 0 | 0 | 0 | 0 |
| ***** | | | | | | | | | | | | |
| E | 17 | 34 | 51 | 0 | 0 | 1 | 0 | 1 | 16 | 26 | 7 | 7 |
| | 4 | 40 | 44 | 0 | 0 | 1 | 1 | 8 | 10 | 22 | 4+ | 2 |
| | 13+ | 6- | 7+ | 0 | 0 | 0 | 1- | 7- | 6+ | 4+ | 5+ | 5+ |
| ***** | | | | | | | | | | | | |
| E | 17 | 34 | 51 | 0 | 0 | 1 | 0 | 1 | 16 | 26 | 7 | 7 |
| | 4 | 40 | 44 | 0 | 0 | 1 | 1 | 8 | 10 | 22 | 4+ | 2 |
| | 13+ | 6- | 7+ | 0 | 0 | 0 | 1- | 7- | 6+ | 4+ | 5+ | 5+ |

187

JAN THRU DEC 82-81

PAGE 27
PART I ARRESTS BY CHARGE AND AGENCY TYPE

| | | JUVENILE | ADULTS | GRAND TOTAL | CRIMINAL MURDER | HOMICIDE NEG MANSL | FORCIBLE RAPE | ROBBERY | AGGRAV ASSAULT | BURGLARY | LARCENY | AUTO THEFT |
|----------------------|----|----------|--------|-------------|-----------------|--------------------|---------------|---------|----------------|----------|---------|------------|
| SHERIFF | 82 | 0 | 1 | 1 | 0 | 0 | 0 | 0 | 0 | 1 | 0 | 0 |
| | 81 | 0 | 7 | 7 | 0 | 0 | 0 | 0 | 0 | 1 | 0 | 1 |
| CHANGE | | 0 | 6- | 6- | 0 | 0 | 0 | 0 | 4- | 0 | 1- | 1- |
| STATE POLICE | 82 | 17 | 33 | 50 | 0 | 0 | 1 | 0 | 1 | 15 | 26 | 7 |
| | 81 | 4 | 33 | 37 | 0 | 0 | 1 | 0 | 4 | 9 | 21 | 1 |
| CHANGE | | 13+ | 0 | 13+ | 0 | 0 | 0 | 1- | 3- | 6+ | 5+ | 6+ |
| MUNICIPAL | 82 | 0 | 0 | 0 | 0 | 0 | 0 | 0 | 0 | 0 | 0 | 0 |
| | 81 | 0 | 0 | 0 | 0 | 0 | 0 | 0 | 0 | 0 | 0 | 0 |
| CHANGE | | 0 | 0 | 0 | 0 | 0 | 0 | 0 | 0 | 0 | 0 | 0 |
| FRANKLIN PD | 82 | 0 | 0 | 0 | 0 | 0 | 0 | 0 | 0 | 0 | 0 | 0 |
| | 81 | 0 | 0 | 0 | 0 | 0 | 0 | 0 | 0 | 0 | 0 | 0 |
| CHANGE | | 0 | 0 | 0 | 0 | 0 | 0 | 0 | 0 | 0 | 0 | 0 |
| ***** | | | | | | | | | | | | |
| PLEASANTS CTY TOTAL | 82 | 0 | 20 | 20 | 0 | 0 | 0 | 0 | 6 | 7 | 3 | 4 |
| | 81 | 3 | 13 | 16 | 0 | 0 | 0 | 0 | 1 | 9 | 6 | 0 |
| CHANGE | | 3- | 7+ | 4+ | 0 | 0 | 0 | 0 | 5+ | 2- | 5- | 4+ |
| ***** | | | | | | | | | | | | |
| RURAL | 82 | 0 | 11 | 11 | 0 | 0 | 0 | 0 | 0 | 6 | 1 | 4 |
| | 81 | 2 | 11 | 13 | 0 | 0 | 0 | 0 | 0 | 8 | 5 | 0 |
| CHANGE | | 2- | 0 | 2- | 0 | 0 | 0 | 0 | 0 | 2- | 4- | 4+ |
| SHERIFF | 82 | 0 | 5 | 5 | 0 | 0 | 0 | 0 | 0 | 3 | 1 | 1 |
| | 81 | 0 | 5 | 5 | 0 | 0 | 0 | 0 | 0 | 0 | 0 | 0 |
| CHANGE | | 0 | 5+ | 5+ | 0 | 0 | 0 | 0 | 0 | 3+ | 1+ | 1+ |
| STATE POLICE | 82 | 0 | 6 | 6 | 0 | 0 | 0 | 0 | 0 | 3 | 0 | 3 |
| | 81 | 2 | 11 | 13 | 0 | 0 | 0 | 0 | 0 | 8 | 5 | 0 |
| CHANGE | | 2- | 5- | 7- | 0 | 0 | 0 | 0 | 0 | 5- | 5- | 3+ |
| MUNICIPAL | 82 | 0 | 9 | 9 | 0 | 0 | 0 | 0 | 0 | 1 | 2 | 0 |
| | 81 | 1 | 2 | 3 | 0 | 0 | 0 | 0 | 6 | 1 | 1 | 0 |
| CHANGE | | 1- | 7+ | 6+ | 0 | 0 | 0 | 0 | 5+ | 0 | 1+ | 0 |
| ST MARYS PD | 82 | 0 | 9 | 9 | 0 | 0 | 0 | 0 | 6 | 1 | 2 | 0 |
| | 81 | 1 | 2 | 3 | 0 | 0 | 0 | 0 | 1 | 1 | 1 | 0 |
| CHANGE | | 1- | 7+ | 6+ | 0 | 0 | 0 | 0 | 5+ | 0 | 1+ | 0 |
| ***** | | | | | | | | | | | | |
| POCAHONTAS CTY TOTAL | 82 | 1 | 21 | 22 | 8 | 0 | 0 | 0 | 4 | 6 | 2 | 2 |
| | 81 | 3 | 21 | 24 | 1 | 0 | 5- | 0 | 5 | 2 | 8 | 3 |
| CHANGE | | 2- | 0 | 2- | 7+ | 0 | 5- | 0 | 1- | 4+ | 6- | 1- |
| ***** | | | | | | | | | | | | |
| RURAL | 82 | 0 | 20 | 20 | 8 | 0 | 0 | 0 | 4 | 5 | 1 | 2 |
| | 81 | 3 | 6 | 9 | 1 | 0 | 4- | 0 | 2 | 0 | 0 | 2 |
| CHANGE | | 3- | 14+ | 11+ | 7+ | 0 | 4- | 0 | 2+ | 5+ | 1+ | 0 |

138

JAN THRU DEC 82-81

PAGE 28
PART I ARRESTS BY CHARGE AND AGENCY TYPE
JUVENILE ADULTS GRAND TOTAL CRIMINAL HOMICIDE FORCIBLE ROBBERY AGGRAV BURGLARY LARCENY AUTO
MURDER NEG MANSL RAPE ASSAULT THEFT

| | | | | | | | | | | | | |
|-------------------|----|-----|-----|-----|----|---|----|----|----|-----|-----|----|
| SHERIFF | 82 | 0 | 8 | 8 | 0 | 0 | 0 | 0 | 4 | 1 | 1 | 2 |
| | 81 | 0 | 15 | 15 | 0 | 0 | 1 | 0 | 3 | 2 | 8 | 1 |
| CHANGE | | 0 | 7- | 7- | 0 | 0 | 1- | 0 | 1+ | 1- | 7- | 1+ |
| STATE POLICE | 82 | 0 | 12 | 12 | 8 | 0 | 0 | 0 | 0 | 4 | 0 | 0 |
| | 81 | 3 | 6 | 9 | 1 | 0 | 4 | 0 | 2 | 0 | 0 | 2 |
| CHANGE | | 3- | 6+ | 3+ | 7+ | 0 | 4- | 0 | 2- | 4+ | 0 | 2- |
| MUNICIPAL | 82 | 1 | 1 | 2 | 0 | 0 | 0 | 0 | 0 | 1 | 1 | 0 |
| | 81 | 0 | 0 | 0 | 0 | 0 | 0 | 0 | 0 | 0 | 0 | 0 |
| CHANGE | | 1+ | 1+ | 2+ | 0 | 0 | 0 | 0 | 0 | 1+ | 1+ | 0 |
| MARLINTON PD | 82 | 1 | 1 | 2 | 0 | 0 | 0 | 0 | 0 | 1 | 1 | 0 |
| | 81 | 0 | 0 | 0 | 0 | 0 | 0 | 0 | 0 | 0 | 0 | 0 |
| CHANGE | | 1+ | 1+ | 2+ | 0 | 0 | 0 | 0 | 0 | 1+ | 1+ | 0 |
| ***** | | | | | | | | | | | | |
| PRESTON CTY TOTAL | 82 | 6 | 93 | 99 | 0 | 0 | 1 | 0 | 18 | 22 | 54 | 4 |
| | 81 | 25 | 109 | 134 | 1 | 0 | 1 | 1 | 25 | 44 | 54 | 8 |
| CHANGE | | 19- | 16- | 35- | 1- | 0 | 1- | 1- | 7- | 22- | 0 | 4- |
| ***** | | | | | | | | | | | | |
| 139 RURAL | 82 | 5 | 69 | 74 | 0 | 0 | 1 | 0 | 15 | 20 | 34 | 4 |
| | 81 | 11 | 90 | 101 | 1 | 0 | 1 | 0 | 21 | 36 | 36 | 6 |
| CHANGE | | 6- | 21- | 27- | 1- | 0 | 0 | 0 | 6- | 16- | 2- | 2- |
| SHERIFF | 82 | 2 | 47 | 49 | 0 | 0 | 1 | 0 | 1 | 17 | 29 | 1 |
| | 81 | 7 | 49 | 56 | 1 | 0 | 1 | 0 | 3 | 21 | 24 | 6 |
| CHANGE | | 5- | 2- | 7- | 1- | 0 | 0 | 0 | 2- | 4- | 5+ | 5- |
| STATE POLICE | 82 | 3 | 22 | 25 | 0 | 0 | 0 | 0 | 14 | 3 | 5 | 3 |
| | 81 | 4 | 41 | 45 | 0 | 0 | 0 | 0 | 18 | 15 | 12 | 0 |
| CHANGE | | 1- | 19- | 20- | 0 | 0 | 0 | 0 | 4- | 12- | 7- | 3+ |
| MUNICIPAL | 82 | 1 | 24 | 25 | 0 | 0 | 0 | 0 | 3 | 2 | 20 | 0 |
| | 81 | 14 | 19 | 33 | 0 | 0 | 0 | 1 | 4 | 8 | 18 | 2 |
| CHANGE | | 13- | 5+ | 8- | 0 | 0 | 0 | 1- | 1- | 6- | 2+ | 2- |
| KINGWOOD PD | 82 | 1 | 24 | 25 | 0 | 0 | 0 | 0 | 3 | 2 | 20 | 0 |
| | 81 | 3 | 10 | 13 | 0 | 0 | 0 | 0 | 2 | 4 | 7 | 0 |
| CHANGE | | 2- | 14+ | 12+ | 0 | 0 | 0 | 0 | 1+ | 2- | 13+ | 0 |
| TERRA ALTA PD | 82 | 0 | 0 | 0 | 0 | 0 | 0 | 0 | 0 | 0 | 0 | 0 |
| | 81 | 3 | 9 | 12 | 0 | 0 | 0 | 0 | 2 | 0 | 9 | 1 |
| CHANGE | | 3- | 9- | 12- | 0 | 0 | 0 | 0 | 2- | 0 | 9- | 1- |
| ROWLESBURG PD | 82 | 0 | 0 | 0 | 0 | 0 | 0 | 0 | 0 | 0 | 0 | 0 |
| | 81 | 0 | 0 | 0 | 0 | 0 | 0 | 0 | 0 | 0 | 0 | 0 |
| CHANGE | | 0 | 0 | 0 | 0 | 0 | 0 | 0 | 0 | 0 | 0 | 0 |
| MASONTOWN PD | 82 | 0 | 0 | 0 | 0 | 0 | 0 | 0 | 0 | 0 | 0 | 0 |
| | 81 | 8 | 0 | 8 | 0 | 0 | 0 | 1 | 0 | 4 | 2 | 1 |
| CHANGE | | 8- | 0 | 8- | 0 | 0 | 0 | 1- | 0 | 4- | 2- | 1- |

JAN THRU DEC 82-81

PAGE 29

PART I ARRESTS BY CHARGE AND AGENCY TYPE

| PART I ARRESTS BY CHARGE AND AGENCY TYPE | | | | | | | | | | | | | |
|--|--------------|----------|--------|----------------|--------------------|-----------------------|------------------|---------|-------------------|----------|---------|---------------|----|
| | | JUVENILE | ADULTS | GRAND TOTAL | CRIMINAL MURDER | HOMICIDE NEG MANSL | FORCIBLE RAPE | ROBBERY | AGGRAV ASSAULT | BURGLARY | LARCENY | AUTO THEFT | |
| NEWBURG PD | 82 | 0 | 0 | 0 | 0 | 0 | 0 | 0 | 0 | 0 | 0 | 0 | |
| | 81 | 0 | 0 | 0 | 0 | 0 | 0 | 0 | 0 | 0 | 0 | 0 | |
| | CHANGE | 0 | 0 | 0 | 0 | 0 | 0 | 0 | 0 | 0 | 0 | 0 | |
| TUNNELTON PD | 82 | 0 | 0 | 0 | 0 | 0 | 0 | 0 | 0 | 0 | 0 | 0 | |
| | 81 | 0 | 0 | 0 | 0 | 0 | 0 | 0 | 0 | 0 | 0 | 0 | |
| | CHANGE | 0 | 0 | 0 | 0 | 0 | 0 | 0 | 0 | 0 | 0 | 0 | |
| ***** | | | | | | | | | | | | | |
| PUTNAM CTY | TOTAL | 82 | 37 | 97 | 134 | 0 | 0 | 1 | 9 | 16 | 42 | 61 | 5 |
| | 81 | 37 | 83 | 120 | 0 | 0 | 0 | 7 | 3 | 49 | 53 | 8 | |
| | CHANGE | 0 | 14+ | 14+ | 0 | 0 | 1+ | 2+ | 13+ | 7- | 8+ | 3- | |
| ***** | | | | | | | | | | | | | |
| | RURAL | 82 | 32 | 93 | 125 | 0 | 0 | 1 | 9 | 16 | 40 | 55 | 4 |
| | 81 | 30 | 81 | 111 | 0 | 0 | 0 | 7 | 3 | 44 | 49 | 8 | |
| | CHANGE | 2+ | 12+ | 14+ | 0 | 0 | 1+ | 2+ | 13+ | 4- | 6+ | 4- | |
| | SHERIFF | 82 | 17 | 73 | 90 | 0 | 0 | 1 | 7 | 14 | 29 | 35 | 4 |
| | 81 | 19 | 54 | 73 | 0 | 0 | 0 | 7 | 1 | 31 | 29 | 5 | |
| | CHANGE | 2- | 19+ | 17+ | 0 | 0 | 1+ | 0 | 13+ | 2- | 6+ | 1- | |
| | STATE POLICE | 82 | 15 | 20 | 35 | 0 | 0 | 0 | 2 | 2 | 11 | 20 | 0 |
| | 81 | 11 | 27 | 38 | 0 | 0 | 0 | 0 | 2 | 13 | 20 | 3 | |
| | CHANGE | 4+ | 7- | 3- | 0 | 0 | 0 | 2+ | 0 | 2- | 0 | 3- | |
| | MUNICIPAL | 82 | 5 | 4 | 9 | 0 | 0 | 0 | 0 | 2 | 6 | 1 | |
| | 81 | 7 | 2 | 9 | 0 | 0 | 0 | 0 | 0 | 5 | 4 | 0 | |
| | CHANGE | 2- | 2+ | 0 | 0 | 0 | 0 | 0 | 0 | 3- | 2+ | 1+ | |
| HURRICANE PD | 82 | 5 | 4 | 9 | 0 | 0 | 0 | 0 | 0 | 2 | 6 | 1 | |
| | 81 | 7 | 2 | 9 | 0 | 0 | 0 | 0 | 0 | 5 | 4 | 0 | |
| | CHANGE | 2- | 2+ | 0 | 0 | 0 | 0 | 0 | 0 | 3- | 2+ | 1+ | |
| ELEANOR PD | 82 | 0 | 0 | 0 | 0 | 0 | 0 | 0 | 0 | 0 | 0 | 0 | |
| | 81 | 0 | 0 | 0 | 0 | 0 | 0 | 0 | 0 | 0 | 0 | 0 | |
| | CHANGE | 0 | 0 | 0 | 0 | 0 | 0 | 0 | 0 | 0 | 0 | 0 | |
| POCA PD | 82 | 0 | 0 | 0 | 0 | 0 | 0 | 0 | 0 | 0 | 0 | 0 | |
| | 81 | 0 | 0 | 0 | 0 | 0 | 0 | 0 | 0 | 0 | 0 | 0 | |
| | CHANGE | 0 | 0 | 0 | 0 | 0 | 0 | 0 | 0 | 0 | 0 | 0 | |
| BANCROFT PD | 82 | 0 | 0 | 0 | 0 | 0 | 0 | 0 | 0 | 0 | 0 | 0 | |
| | 81 | 0 | 0 | 0 | 0 | 0 | 0 | 0 | 0 | 0 | 0 | 0 | |
| | CHANGE | 0 | 0 | 0 | 0 | 0 | 0 | 0 | 0 | 0 | 0 | 0 | |
| ***** | | | | | | | | | | | | | |
| RALEIGH CTY | TOTAL | 82 | 230 | 634 | 864 | 16 | 0 | 9 | 36 | 73 | 167 | 528 | 35 |
| | 81 | 243 | 543 | 826 | 11 | 0 | 9 | 38 | 51 | 177 | 529 | 11 | |
| | CHANGE | 53- | 91+ | 38+ | 5+ | 0 | 0 | 2- | 22+ | 10- | 1- | 24+ | |
| ***** | | | | | | | | | | | | | |

140

JAN THRU DEC 82-81

PAGE 30
PART I ARRESTS BY CHARGE AND AGENCY TYPE
JUVENILE ADULTS GRAND TOTAL CRIMINAL HOMICIDE FORCIBLE ROBBERY AGGRAV BURGLARY LARCENY AUTO
MURDER NEG MANSL RAPE ASSAULT THEFT

| | | | | | | | | | | | | |
|--------------------|----|-----|------|-----|----|---|----|-----|-----|-----|-----|-----|
| RURAL | 82 | 42 | 255 | 297 | 12 | 0 | 9 | 17 | 50 | 75 | 114 | 20 |
| | 81 | 47 | 155 | 202 | 10 | 0 | 5 | 8 | 21 | 73 | 81 | 4 |
| CHANGE | | 5- | 100+ | 95+ | 2+ | 0 | 4+ | 9+ | 29+ | 2+ | 33+ | 16+ |
| SHERIFF | 82 | 9 | 110 | 119 | 2 | 0 | 5 | 6 | 28 | 25 | 49 | 4 |
| | 81 | 7 | 65 | 72 | 4 | 0 | 3 | 7 | 9 | 24 | 25 | 0 |
| CHANGE | | 2+ | 45+ | 47+ | 2- | 0 | 2+ | 1- | 19+ | 1+ | 24+ | 4+ |
| STATE POLICE | 82 | 33 | 145 | 178 | 10 | 0 | 4 | 11 | 22 | 50 | 65 | 16 |
| | 81 | 40 | 90 | 130 | 6 | 0 | 2 | 1 | 12 | 49 | 56 | 4 |
| CHANGE | | 7- | 55+ | 48+ | 4+ | 0 | 2+ | 10+ | 10+ | 1+ | 9+ | 12+ |
| MUNICIPAL | 82 | 188 | 379 | 567 | 4 | 0 | 0 | 19 | 23 | 92 | 414 | 15 |
| | 81 | 236 | 388 | 624 | 1 | 0 | 4 | 30 | 30 | 104 | 448 | 7 |
| CHANGE | | 48- | 9- | 57- | 3+ | 0 | 4- | 11- | 7- | 12- | 34- | 8+ |
| BECKLEY PD | 82 | 182 | 367 | 549 | 4 | 0 | 0 | 18 | 20 | 88 | 409 | 10 |
| | 81 | 229 | 371 | 600 | 1 | 0 | 4 | 30 | 28 | 90 | 443 | 4 |
| CHANGE | | 47- | 4- | 51- | 3+ | 0 | 4- | 12- | 8- | 2- | 34- | 6+ |
| LESTER PD | 82 | 1 | 6 | 7 | 0 | 0 | 0 | 1 | 0 | 2 | 4 | 0 |
| | 81 | 0 | 5 | 5 | 0 | 0 | 0 | 1 | 1 | 1 | 2 | 1 |
| CHANGE | | 1+ | 1+ | 2+ | 0 | 0 | 0 | 1+ | 1- | 1+ | 2+ | 1- |
| MABSCOTT PD | 82 | 1 | 1 | 2 | 0 | 0 | 0 | 0 | 1 | 0 | 1 | 0 |
| | 81 | 2 | 3 | 5 | 0 | 0 | 0 | 0 | 1 | 2 | 2 | 0 |
| CHANGE | | 1- | 2- | 3- | 0 | 0 | 0 | 0 | 0 | 2- | 1- | 0 |
| SOPHIA PD | 82 | 4 | 1 | 5 | 0 | 0 | 0 | 0 | 0 | 0 | 0 | 5 |
| | 81 | 5 | 7 | 12 | 0 | 0 | 0 | 0 | 0 | 11 | 1 | 0 |
| CHANGE | | 1- | 6- | 7- | 0 | 0 | 0 | 0 | 0 | 11- | 1- | 5+ |
| RHODELL PD | 82 | 0 | 4 | 4 | 0 | 0 | 0 | 0 | 2 | 2 | 0 | 0 |
| | 81 | 0 | 2 | 2 | 0 | 0 | 0 | 0 | 0 | 0 | 0 | 2 |
| CHANGE | | 0 | 2+ | 2+ | 0 | 0 | 0 | 0 | 2+ | 2+ | 0 | 2- |
| ***** | | | | | | | | | | | | |
| RANDOLPH CTY TOTAL | 82 | 56 | 110 | 146 | 0 | 0 | 8 | 9 | 3 | 31 | 87 | 8 |
| | 81 | 54 | 142 | 216 | 4 | 0 | 2 | 2 | 10 | 48 | 139 | 11 |
| CHANGE | | 2+ | 72- | 70- | 4- | 0 | 6+ | 7+ | 7- | 17- | 52- | 3- |
| ***** | | | | | | | | | | | | |
| RURAL | 82 | 18 | 62 | 80 | 0 | 0 | 8 | 7 | 1 | 20 | 36 | 8 |
| | 81 | 33 | 120 | 153 | 4 | 0 | 2 | 2 | 9 | 33 | 96 | 7 |
| CHANGE | | 15- | 58- | 73- | 4- | 0 | 6+ | 5+ | 8- | 13- | 60- | 1+ |
| SHERIFF | 82 | 1 | 6 | 7 | 0 | 0 | 0 | 0 | 1 | 5 | 1 | 0 |
| | 81 | 1 | 12 | 13 | 1 | 0 | 0 | 2 | 0 | 2 | 8 | 0 |
| CHANGE | | 0 | 6- | 6- | 1- | 0 | 0 | 2- | 1+ | 3+ | 7- | 0 |
| STATE POLICE | 82 | 17 | 56 | 73 | 0 | 0 | 8 | 7 | 0 | 15 | 35 | 8 |
| | 81 | 32 | 108 | 140 | 3 | 0 | 2 | 0 | 9 | 31 | 88 | 7 |
| CHANGE | | 15- | 52- | 67- | 3- | 0 | 6+ | 7+ | 9- | 16- | 53- | 1+ |

JAN THRU DEC 82-81

PAGE 31
PART I ARRESTS BY CHARGE AND AGENCY TYPE
JUVENILE ADULTS GRAND TOTAL CRIMINAL HOMICIDE FORCIBLE ROBBERY AGGRAV BURGLARY LARCENY AUTO
MURDER NEG MANSL RAPE ASSAULT THEFT

| | | | | | | | | | | | | | |
|-------|-------------------|----|-----|-----|-----|----|---|----|----|----|-----|----|----|
| | MUNICIPAL | 82 | 38 | 28 | 66 | 0 | 0 | 0 | 2 | 2 | 11 | 51 | 0 |
| | 81 | 21 | 42 | 63 | 0 | 0 | 0 | 0 | 0 | 1 | 15 | 43 | 4 |
| | CHANGE | | 17+ | 14- | 3+ | 0 | 0 | 0 | 2+ | 1+ | 4- | 8+ | 4- |
| | ELKINS PD | 82 | 38 | 28 | 66 | 0 | 0 | 0 | 2 | 2 | 11 | 51 | 0 |
| | 81 | 21 | 42 | 63 | 0 | 0 | 0 | 0 | 0 | 1 | 15 | 43 | 4 |
| | CHANGE | | 17+ | 14- | 3+ | 0 | 0 | 0 | 2+ | 1+ | 4- | 8+ | 4- |
| | MILL CREEK PD | 82 | 0 | 0 | 0 | 0 | 0 | 0 | 0 | 0 | 0 | 0 | 0 |
| | 81 | 0 | 0 | 0 | 0 | 0 | 0 | 0 | 0 | 0 | 0 | 0 | 0 |
| | CHANGE | | 0 | 0 | 0 | 0 | 0 | 0 | 0 | 0 | 0 | 0 | 0 |
| ***** | | | | | | | | | | | | | |
| | RITCHIE CTY TOTAL | 82 | 11 | 22 | 33 | 2 | 0 | 2 | 0 | 1 | 16 | 4 | 8 |
| | 81 | 9 | 17 | 26 | 0 | 0 | 3 | 0 | 1 | 10 | 10 | 2 | 2 |
| | CHANGE | | 2+ | 5+ | 7+ | 2+ | 0 | 1- | 0 | 0 | 6+ | 6- | 6+ |
| ***** | | | | | | | | | | | | | |
| | RURAL | 82 | 10 | 20 | 30 | 2 | 0 | 1 | 0 | 1 | 16 | 2 | 8 |
| | 81 | 6 | 14 | 20 | 0 | 0 | 2 | 0 | 1 | 6 | 9 | 2 | 2 |
| | CHANGE | | 4+ | 6+ | 10+ | 2+ | 0 | 1- | 0 | 0 | 10+ | 7- | 6+ |
| | SHERIFF | 82 | 5 | 4 | 9 | 1 | 0 | 0 | 0 | 0 | 2 | 1 | 5 |
| | 81 | 3 | 7 | 10 | 0 | 0 | 1 | 0 | 0 | 3 | 4 | 2 | 2 |
| | CHANGE | | 2+ | 3- | 1- | 1+ | 0 | 1- | 0 | 0 | 1- | 3- | 3+ |
| | STATE POLICE | 82 | 5 | 16 | 21 | 1 | 0 | 1 | 0 | 1 | 14 | 1 | 3 |
| | 81 | 3 | 7 | 10 | 0 | 0 | 1 | 0 | 1 | 3 | 5 | 0 | 0 |
| | CHANGE | | 2+ | 9+ | 11+ | 1+ | 0 | 0 | 0 | 0 | 11+ | 4- | 3+ |
| | MUNICIPAL | 82 | 1 | 2 | 3 | 0 | 0 | 1 | 0 | 0 | 0 | 2 | 0 |
| | 81 | 3 | 3 | 6 | 0 | 0 | 1 | 0 | 0 | 0 | 4 | 1 | 0 |
| | CHANGE | | 2- | 1- | 3- | 0 | 0 | 0 | 0 | 0 | 4- | 1+ | 0 |
| | HARRISVILLE PD | 82 | 1 | 2 | 3 | 0 | 0 | 1 | 0 | 0 | 0 | 2 | 0 |
| | 81 | 1 | 0 | 1 | 0 | 0 | 0 | 0 | 0 | 0 | 0 | 1 | 0 |
| | CHANGE | | 0 | 2+ | 2 | 0 | 0 | 1+ | 0 | 0 | 0 | 1+ | 0 |
| | PENNSBORO PD | 82 | 0 | 0 | 0 | 0 | 0 | 0 | 0 | 0 | 0 | 0 | 0 |
| | 81 | 2 | 3 | 5 | 0 | 0 | 1 | 0 | 0 | 0 | 4 | 0 | 0 |
| | CHANGE | | 2- | 3- | 5- | 0 | 0 | 1- | 0 | 0 | 4- | 0 | 0 |
| | CAIRO PD | 82 | 0 | 0 | 0 | 0 | 0 | 0 | 0 | 0 | 0 | 0 | 0 |
| | 81 | 0 | 0 | 0 | 0 | 0 | 0 | 0 | 0 | 0 | 0 | 0 | 0 |
| | CHANGE | | 0 | 0 | 0 | 0 | 0 | 0 | 0 | 0 | 0 | 0 | 0 |
| ***** | | | | | | | | | | | | | |
| | ROANE CTY TOTAL | 82 | 4 | 56 | 60 | 0 | 0 | 3 | 4 | 5 | 19 | 29 | 0 |
| | 81 | 6 | 45 | 51 | 1 | 0 | 0 | 1 | 1 | 4 | 11 | 32 | 2 |
| | CHANGE | | 2- | 11+ | 9+ | 1- | 0 | 3+ | 3+ | 1+ | 8+ | 3- | 2- |
| ***** | | | | | | | | | | | | | |

142

JAN THRU DEC 82-81

PAGE 32
PART I ARRESTS BY CHARGE AND AGENCY TYPE
JUVENILE ADULTS GRAND CRIMINAL HOMICIDE FORCIBLE ROBBERY AGGRAV BURGLARY LARCENY AUTO
TOTAL MURDER NEG MANSL RAPE ASSAULT THEFT

| | | | | | | | | | | | | |
|-----------------------|--------|----|-----|-----|----|---|----|----|-----|-----|-----|----|
| RURAL | 82 | 4 | 44 | 48 | 0 | 0 | 3 | 2 | 4 | 19 | 20 | 0 |
| | 81 | 3 | 37 | 40 | 1 | 0 | 0 | 1 | 1 | 8 | 27 | 2 |
| | CHANGE | 1+ | 7+ | 8+ | 1- | 0 | 3+ | 1+ | 3+ | 11+ | 7- | 2- |
| SHERIFF | 82 | 0 | 7 | 7 | 0 | 0 | 0 | 0 | 0 | 2 | 5 | 0 |
| | 81 | 0 | 8 | 8 | 0 | 0 | 0 | 0 | 0 | 2 | 5 | 1 |
| | CHANGE | 0 | 1- | 1- | 0 | 0 | 0 | 0 | 0 | 0 | 0 | 1- |
| STATE POLICE | 82 | 4 | 37 | 41 | 0 | 0 | 3 | 2 | 4 | 17 | 15 | 0 |
| | 81 | 3 | 29 | 32 | 1 | 0 | 0 | 1 | 1 | 6 | 22 | 1 |
| | CHANGE | 1+ | 8+ | 9+ | 1- | 0 | 3+ | 1+ | 3+ | 11+ | 7- | 1- |
| MUNICIPAL | 82 | 0 | 12 | 12 | 0 | 0 | 0 | 2 | 1 | 0 | 9 | 0 |
| | 81 | 3 | 8 | 11 | 0 | 0 | 0 | 0 | 3 | 3 | 5 | 0 |
| | CHANGE | 3- | 4+ | 1+ | 0 | 0 | 0 | 2+ | 2- | 3- | 4+ | 0 |
| SPENCER PD | 82 | 0 | 12 | 12 | 0 | 0 | 0 | 2 | 1 | 0 | 9 | 0 |
| | 81 | 3 | 8 | 11 | 0 | 0 | 0 | 0 | 3 | 3 | 5 | 0 |
| | CHANGE | 3- | 4+ | 1+ | 0 | 0 | 0 | 2+ | 2- | 3- | 4+ | 0 |
| ***** | | | | | | | | | | | | |
| 143 SUMMERS CTY TOTAL | 82 | 4 | 65 | 69 | 2 | 0 | 0 | 2 | 12 | 21 | 29 | 3 |
| | 81 | 6 | 98 | 104 | 0 | 0 | 0 | 3 | 28 | 19 | 51 | 3 |
| | CHANGE | 2- | 33- | 35- | 2+ | 0 | 0 | 1- | 16- | 2+ | 22- | 0 |
| ***** | | | | | | | | | | | | |
| RURAL | 82 | 3 | 26 | 29 | 2 | 0 | 0 | 2 | 3 | 13 | 7 | 2 |
| | 81 | 2 | 42 | 44 | 0 | 0 | 0 | 2 | 3 | 14 | 24 | 1 |
| | CHANGE | 1+ | 16- | 15- | 2+ | 0 | 0 | 0 | 0 | 1- | 17- | 1+ |
| SHERIFF | 82 | 0 | 15 | 15 | 2 | 0 | 0 | 2 | 2 | 7 | 2 | 0 |
| | 81 | 0 | 12 | 12 | 0 | 0 | 0 | 1 | 0 | 5 | 6 | 0 |
| | CHANGE | 0 | 3+ | 3+ | 2+ | 0 | 0 | 1+ | 2+ | 2+ | 4- | 0 |
| STATE POLICE | 82 | 3 | 11 | 14 | 0 | 0 | 0 | 0 | 1 | 6 | 5 | 2 |
| | 81 | 2 | 30 | 32 | 0 | 0 | 0 | 1 | 3 | 9 | 18 | 1 |
| | CHANGE | 1+ | 19- | 18- | 0 | 0 | 0 | 1- | 2- | 3- | 13- | 1+ |
| MUNICIPAL | 82 | 1 | 39 | 40 | 0 | 0 | 0 | 0 | 9 | 8 | 22 | 1 |
| | 81 | 4 | 56 | 60 | 0 | 0 | 0 | 1 | 25 | 5 | 27 | 2 |
| | CHANGE | 3- | 17- | 20- | 0 | 0 | 0 | 1- | 16- | 3+ | 5- | 1- |
| HINTON PD | 82 | 1 | 39 | 40 | 0 | 0 | 0 | 0 | 9 | 8 | 22 | 1 |
| | 81 | 4 | 56 | 60 | 0 | 0 | 0 | 1 | 25 | 5 | 27 | 2 |
| | CHANGE | 3- | 17- | 20- | 0 | 0 | 0 | 1- | 16- | 3+ | 5- | 1- |
| ***** | | | | | | | | | | | | |
| TAYLOR CTY TOTAL | 82 | 12 | 42 | 54 | 2 | 0 | 1 | 2 | 2 | 27 | 16 | 4 |
| | 81 | 15 | 64 | 79 | 0 | 0 | 0 | 3 | 5 | 38 | 26 | 7 |
| | CHANGE | 3- | 22- | 25- | 2+ | 0 | 1+ | 1- | 3- | 11- | 10- | 3- |
| ***** | | | | | | | | | | | | |

JAN THRU DEC 82-81

| | | PAGE 35 PART I ARRESTS BY CHARGE AND AGENCY TYPE | | | | | | | | | | |
|---------------|-------|---|--------|-------------|-----------------|--------------------|---------------|---------|----------------|----------|---------|------------|
| | | JUVENILE | ADULTS | GRAND TOTAL | CRIMINAL MURDER | HOMICIDE NEG MANSL | FORCIBLE RAPE | ROBBERY | AGGRAV ASSAULT | BURGLARY | LARCENY | AUTO THEFT |
| RURAL | 82 | 8 | 83 | 91 | 0 | 0 | 1 | 4 | 0 | 28 | 57 | 1 |
| | 81 | 23 | 129 | 152 | 0 | 0 | 6 | 2 | 4 | 49 | 85 | 6 |
| CHANGE | | 15- | 46- | 61- | 0 | 0 | 5- | 2+ | 4- | 21- | 28- | 5- |
| SHERIFF | 82 | 3 | 54 | 57 | 0 | 0 | 0 | 1 | 0 | 17 | 39 | 0 |
| | 81 | 11 | 89 | 100 | 0 | 0 | 0 | 0 | 4 | 36 | 57 | 3 |
| CHANGE | | 8- | 35- | 43- | 0 | 0 | 0 | 1+ | 4- | 19- | 18- | 3- |
| STATE POLICE | 82 | 5 | 29 | 34 | 0 | 0 | 1 | 3 | 0 | 11 | 18 | 1 |
| | 81 | 12 | 40 | 52 | 0 | 0 | 6 | 2 | 0 | 13 | 28 | 3 |
| CHANGE | | 7- | 11- | 18- | 0 | 0 | 5- | 1+ | 0 | 2- | 10- | 2- |
| MUNICIPAL | 82 | 9 | 21 | 30 | 0 | 0 | 0 | 0 | 1 | 4 | 22 | 3 |
| | 81 | 10 | 19 | 29 | 0 | 0 | 0 | 2 | 0 | 1 | 20 | 6 |
| CHANGE | | 1- | 2+ | 1+ | 0 | 0 | 0 | 2- | 1+ | 3+ | 2+ | 3- |
| BUCKHANNON PD | 82 | 9 | 21 | 30 | 0 | 0 | 0 | 0 | 1 | 4 | 22 | 3 |
| | 81 | 10 | 19 | 29 | 0 | 0 | 0 | 2 | 0 | 1 | 20 | 6 |
| CHANGE | | 1- | 2+ | 1+ | 0 | 0 | 0 | 2- | 1+ | 3+ | 2+ | 3- |
| ***** | | | | | | | | | | | | |
| WAYNE CTY | TOTAL | 82 | 19 | 139 | 158 | 3 | 0 | 2 | 4 | 22 | 33 | 10 |
| | 81 | 60 | 169 | 229 | 5 | 3 | 2 | 1 | 21 | 109 | 74 | 14 |
| CHANGE | | 41- | 30- | 71- | 2- | 3- | 0 | 3+ | 1+ | 76- | 10+ | 4- |
| ***** | | | | | | | | | | | | |
| RURAL | 82 | 7 | 118 | 125 | 3 | 0 | 2 | 3 | 22 | 30 | 56 | 9 |
| | 81 | 46 | 139 | 185 | 5 | 3 | 2 | 1 | 20 | 96 | 45 | 13 |
| CHANGE | | 39- | 21- | 60- | 2- | 3- | 0 | 2+ | 2+ | 66- | 11+ | 4- |
| SHERIFF | 82 | 0 | 21 | 21 | 0 | 0 | 0 | 0 | 2 | 3 | 16 | 0 |
| | 81 | 0 | 46 | 46 | 2 | 0 | 0 | 0 | 7 | 22 | 13 | 2 |
| CHANGE | | 0 | 25- | 25- | 2- | 0 | 0 | 0 | 5- | 19- | 3+ | 2- |
| STATE POLICE | 82 | 7 | 97 | 104 | 3 | 0 | 2 | 3 | 20 | 27 | 40 | 9 |
| | 81 | 46 | 93 | 139 | 3 | 3 | 2 | 1 | 13 | 74 | 32 | 11 |
| CHANGE | | 39- | 4+ | 35- | 0 | 3- | 0 | 2+ | 7+ | 47- | 8+ | 2- |
| MUNICIPAL | 82 | 12 | 21 | 33 | 0 | 0 | 0 | 0 | 0 | 3 | 28 | 1 |
| | 81 | 14 | 30 | 44 | 0 | 0 | 0 | 0 | 1 | 13 | 29 | 1 |
| CHANGE | | 2- | 9- | 11- | 0 | 0 | 0 | 1+ | 1- | 10- | 1- | 0 |
| CEREDO PD | 82 | 0 | 19 | 19 | 0 | 0 | 0 | 1 | 0 | 1 | 17 | 0 |
| | 81 | 0 | 25 | 25 | 0 | 0 | 0 | 0 | 0 | 0 | 25 | 0 |
| CHANGE | | 0 | 6- | 6- | 0 | 0 | 0 | 1+ | 0 | 1+ | 8- | 0 |
| KENOVA PD | 82 | 8 | 1 | 9 | 0 | 0 | 0 | 0 | 0 | 0 | 8 | 1 |
| | 81 | 14 | 5 | 19 | 0 | 0 | 0 | 0 | 1 | 13 | 4 | 1 |
| CHANGE | | 6- | 4- | 10- | 0 | 0 | 0 | 0 | 1- | 13- | 4+ | 0 |
| WAYNE PD | 82 | 4 | 1 | 5 | 0 | 0 | 0 | 0 | 0 | 2 | 3 | 0 |
| | 81 | 0 | 0 | 0 | 0 | 0 | 0 | 0 | 0 | 0 | 0 | 0 |
| CHANGE | | 4+ | 1+ | 5+ | 0 | 0 | 0 | 0 | 0 | 2+ | 3+ | 0 |

145

JAN THRU DEC 82-81

PAGE 34
PART I ARRESTS BY CHARGE AND AGENCY TYPE
JUVENILE ADULTS GRAND TOTAL CRIMINAL HOMICIDE FORCIBLE ROBBERY AGGRAV BURGLARY LARCENY AUTO
MURDER NEG MANSL RAPE ASSAULT THEFT

| | | | | | | | | | | | | | |
|-----------------|--------|-----|-----|-----|-----|---|----|----|----|-----|-----|----|---|
| DAVIS PD | 82 | 3 | 3 | 6 | 0 | 0 | 0 | 0 | 1 | 5 | 0 | 0 | |
| | 81 | 4 | 7 | 11 | 0 | 0 | 0 | 2 | 0 | 3 | 1 | 5 | |
| | CHANGE | 1- | 4- | 5- | 0 | 0 | 0 | 2- | 1+ | 2+ | 1- | 5- | |
| HAMBLETON PD | 82 | 0 | 0 | 0 | 0 | 0 | 0 | 0 | 0 | 0 | 0 | 0 | |
| | 81 | 0 | 0 | 0 | 0 | 0 | 0 | 0 | 0 | 0 | 0 | 0 | |
| | CHANGE | 0 | 0 | 0 | 0 | 0 | 0 | 0 | 0 | 0 | 0 | 0 | |
| ***** | | | | | | | | | | | | | |
| TYLER CTY | TOTAL | 82 | 17 | 42 | 59 | 0 | 0 | 2 | 4 | 29 | 19 | 4 | |
| | 81 | 29 | 19 | 48 | 0 | 0 | 2 | 5 | 1 | 16 | 17 | 7 | |
| | CHANGE | 12- | 23+ | 11+ | 0 | 0 | 0 | 4- | 3+ | 13+ | 2+ | 3- | |
| ***** | | | | | | | | | | | | | |
| RURAL | 82 | 12 | 31 | 43 | 0 | 0 | 2 | 0 | 1 | 25 | 14 | 1 | |
| | 81 | 8 | 12 | 20 | 0 | 0 | 1 | 0 | 0 | 11 | 5 | 3 | |
| | CHANGE | 4+ | 19+ | 23+ | 0 | 0 | 1+ | 0 | 1+ | 14+ | 9+ | 2- | |
| SHERIFF | 82 | 5 | 23 | 28 | 0 | 0 | 2 | 0 | 1 | 16 | 9 | 0 | |
| | 81 | 7 | 9 | 16 | 0 | 0 | 1 | 0 | 0 | 8 | 5 | 2 | |
| | CHANGE | 2- | 14+ | 12+ | 0 | 0 | 1+ | 0 | 1+ | 8+ | 4+ | 2- | |
| STATE POLICE | 82 | 7 | 8 | 15 | 0 | 0 | 0 | 0 | 0 | 9 | 5 | 1 | |
| | 81 | 1 | 3 | 4 | 0 | 0 | 0 | 0 | 0 | 3 | 0 | 1 | |
| | CHANGE | 6+ | 5+ | 11+ | 0 | 0 | 0 | 0 | 0 | 6+ | 5+ | 0 | |
| MUNICIPAL | 82 | 5 | 11 | 16 | 0 | 0 | 0 | 1 | 3 | 4 | 5 | 3 | |
| | 81 | 21 | 7 | 28 | 0 | 0 | 1 | 5 | 1 | 5 | 12 | 4 | |
| | CHANGE | 16- | 4+ | 12- | 0 | 0 | 1- | 4- | 2+ | 1- | 7- | 1- | |
| PADEN CITY PD | 82 | 4 | 4 | 8 | 0 | 0 | 0 | 1 | 2 | 1 | 2 | 2 | |
| | 81 | 14 | 2 | 16 | 0 | 0 | 1 | 5 | 1 | 4 | 2 | 3 | |
| | CHANGE | 10- | 2+ | 8- | 0 | 0 | 1- | 4- | 1+ | 3- | 0 | 1- | |
| SISTERSVILLE PD | 82 | 1 | 5 | 6 | 0 | 0 | 0 | 0 | 1 | 2 | 2 | 1 | |
| | 81 | 7 | 5 | 12 | 0 | 0 | 0 | 0 | 0 | 1 | 10 | 1 | |
| | CHANGE | 6- | 0 | 6- | 0 | 0 | 0 | 0 | 1+ | 1+ | 8- | 0 | |
| MIDDLEBOURNE PD | 82 | 0 | 2 | 2 | 0 | 0 | 0 | 0 | 0 | 1 | 1 | 0 | |
| | 81 | 0 | 0 | 0 | 0 | 0 | 0 | 0 | 0 | 0 | 0 | 0 | |
| | CHANGE | 0 | 2+ | 2+ | 0 | 0 | 0 | 0 | 0 | 1+ | 1+ | 0 | |
| FRIENDLY PD | 82 | 0 | 0 | 0 | 0 | 0 | 0 | 0 | 0 | 0 | 0 | 0 | |
| | 81 | 0 | 0 | 0 | 0 | 0 | 0 | 0 | 0 | 0 | 0 | 0 | |
| | CHANGE | 0 | 0 | 0 | 0 | 0 | 0 | 0 | 0 | 0 | 0 | 0 | |
| ***** | | | | | | | | | | | | | |
| UPSHUR CTY | TOTAL | 82 | 17 | 104 | 121 | 0 | 0 | 1 | 4 | 1 | 32 | 79 | 4 |
| | 81 | 33 | 148 | 181 | 0 | 0 | 6 | 4 | 4 | 50 | 105 | 12 | |
| | CHANGE | 16- | 44- | 60- | 0 | 0 | 5- | 0 | 3- | 18- | 26- | 8- | |
| ***** | | | | | | | | | | | | | |

JAN THRU DEC 82-81

PAGE 36
PART I ARRESTS BY CHARGE AND AGENCY TYPE
JUVENILE ADULTS GRAND TOTAL CRIMINAL HOMICIDE FORCIBLE ROBBERY AGGRAV BURGLARY LARCENY AUTO
MURDER NEG MANSL RAPE ASSAULT THEFT

147

| | | | | | | | | | | | | |
|---------------------|--------|----|-----|-----|----|---|----|----|-----|-----|-----|----|
| FORT GAY PD | 82 | 0 | 0 | 0 | 0 | 0 | 0 | 0 | 0 | 0 | 0 | 0 |
| | 81 | 0 | 0 | 0 | 0 | 0 | 0 | 0 | 0 | 0 | 0 | 0 |
| | CHANGE | 0 | 0 | 0 | 0 | 0 | 0 | 0 | 0 | 0 | 0 | 0 |
| ***** | | | | | | | | | | | | |
| WEBSTER CTY TOTAL | 82 | 4 | 21 | 25 | 0 | 0 | 2 | 0 | 4 | 2 | 13 | 4 |
| | 81 | 7 | 55 | 62 | 1 | 0 | 5 | 1 | 15 | 17 | 19 | 4 |
| | CHANGE | 3- | 34- | 37- | 1- | 0 | 3- | 1- | 11- | 15- | 6- | 0 |
| ***** | | | | | | | | | | | | |
| RURAL | 82 | 4 | 20 | 24 | 0 | 0 | 2 | 0 | 4 | 2 | 12 | 4 |
| | 81 | 5 | 48 | 53 | 1 | 0 | 4 | 0 | 15 | 15 | 14 | 4 |
| | CHANGE | 1- | 28- | 29- | 1- | 0 | 2- | 0 | 11- | 13- | 2- | 0 |
| SHERIFF | 82 | 0 | 5 | 5 | 0 | 0 | 0 | 0 | 0 | 2 | 2 | 1 |
| | 81 | 2 | 13 | 15 | 0 | 0 | 1 | 0 | 2 | 2 | 10 | 0 |
| | CHANGE | 2- | 8- | 10- | 0 | 0 | 1- | 0 | 2- | 0 | 8- | 1+ |
| STATE POLICE | 82 | 4 | 15 | 19 | 0 | 0 | 2 | 0 | 4 | 0 | 10 | 3 |
| | 81 | 3 | 35 | 38 | 1 | 0 | 3 | 0 | 13 | 13 | 4 | 4 |
| | CHANGE | 1+ | 20- | 19- | 1- | 0 | 1- | 0 | 9- | 13- | 6+ | 1- |
| MUNICIPAL | 82 | 0 | 1 | 1 | 0 | 0 | 0 | 0 | 0 | 0 | 1 | 0 |
| | 81 | 2 | 7 | 9 | 0 | 0 | 1 | 1 | 0 | 2 | 5 | 0 |
| | CHANGE | 2- | 6- | 8- | 0 | 0 | 1- | 1- | 0 | 2- | 4- | 0 |
| WEBSTER SPRINGS PD | 82 | 0 | 0 | 0 | 0 | 0 | 0 | 0 | 0 | 0 | 0 | 0 |
| | 81 | 0 | 4 | 4 | 0 | 0 | 0 | 0 | 0 | 0 | 4 | 0 |
| | CHANGE | 0 | 4- | 4- | 0 | 0 | 0 | 0 | 0 | 0 | 4- | 0 |
| COWEN PD | 82 | 0 | 1 | 1 | 0 | 0 | 0 | 0 | 0 | 0 | 1 | 0 |
| | 81 | 0 | 1 | 1 | 0 | 0 | 0 | 0 | 0 | 1 | 0 | 0 |
| | CHANGE | 0 | 0 | 0 | 0 | 0 | 0 | 0 | 0 | 1- | 1+ | 0 |
| CAMDEN-ON-GAULEY PD | 82 | 0 | 0 | 0 | 0 | 0 | 0 | 0 | 0 | 0 | 0 | 0 |
| | 81 | 2 | 2 | 4 | 0 | 0 | 1 | 1 | 0 | 1 | 1 | 0 |
| | CHANGE | 2- | 2- | 4- | 0 | 0 | 1- | 1- | 0 | 1- | 1- | 0 |
| ***** | | | | | | | | | | | | |
| WETZEL CTY TOTAL | 82 | 38 | 81 | 119 | 1 | 0 | 0 | 2 | 7 | 27 | 75 | 7 |
| | 81 | 45 | 102 | 147 | 0 | 0 | 1 | 4 | 4 | 42 | 91 | 5 |
| | CHANGE | 7- | 21- | 28- | 1+ | 0 | 1- | 2- | 3+ | 15- | 16- | 2+ |
| ***** | | | | | | | | | | | | |
| RURAL | 82 | 8 | 15 | 23 | 1 | 0 | 0 | 1 | 2 | 10 | 6 | 3 |
| | 81 | 1 | 41 | 42 | 0 | 0 | 1 | 3 | 3 | 6 | 27 | 2 |
| | CHANGE | 7+ | 26- | 19- | 1+ | 0 | 1- | 2- | 1- | 4+ | 21- | 1+ |
| SHERIFF | 82 | 2 | 12 | 14 | 0 | 0 | 0 | 1 | 0 | 7 | 6 | 0 |
| | 81 | 0 | 12 | 12 | 0 | 0 | 0 | 0 | 0 | 1 | 11 | 0 |
| | CHANGE | 2+ | 0 | 2+ | 0 | 0 | 0 | 1+ | 0 | 6+ | 5- | 0 |

PAGE 37
PART I ARRESTS BY CHARGE AND AGENCY TYPE
JUVENILE ADULTS GRAND CRIMINAL

PAGE 37

AGENCY TYPE

[illegible]

JAN THRU DEC 82-81

PAGE 38
PART I ARRESTS BY CHARGE AND AGENCY TYPE
JUVENILE ADULTS GRAND CRIMINAL HOMICIDE FORCIBLE ROBBERY AGGRAV BURGLARY LARCENY AUTO
TOTAL MURDER NEG MANSL RAPE ASSAULT THEFT

| | | | | | | | | | | | | | |
|--------------------|-----------------|-----|-----|-----|-----|----|----|-----|----|-----|-----|-----|----|
| ***** | | | | | | | | | | | | | |
| WOOD CTY | TOTAL | 82 | 133 | 373 | 506 | 1 | 0 | 16 | 27 | 24 | 118 | 294 | 26 |
| | 81 | 131 | 344 | 475 | 1 | 1 | 22 | 13 | 20 | 115 | 273 | 30 | 4- |
| | CHANGE | 2+ | 29+ | 31+ | 0 | 1- | 6- | 14+ | 4+ | 3+ | 21+ | | |
| ***** | | | | | | | | | | | | | |
| | RURAL | 82 | 10 | 75 | 85 | 0 | 0 | 6 | 10 | 2 | 34 | 24 | 9 |
| | 81 | 13 | 97 | 110 | 0 | 0 | 7 | 4 | 2 | 38 | 45 | 13 | |
| | CHANGE | 3- | 22- | 25- | 0 | 1- | 1- | 6+ | 0 | 4- | 21- | | 4- |
| | SHERIFF | 82 | 0 | 40 | 40 | 0 | 0 | 0 | 4 | 0 | 16 | 18 | 2 |
| | 81 | 0 | 48 | 48 | 0 | 0 | 1 | 2 | 0 | 11 | 30 | 4 | |
| | CHANGE | 0 | 8- | 8- | 0 | 0 | 1- | 2+ | 0 | 5+ | 12- | | 2- |
| | STATE POLICE | 82 | 10 | 35 | 45 | 0 | 0 | 6 | 6 | 2 | 18 | 6 | 7 |
| | 81 | 13 | 49 | 62 | 0 | 1 | 6 | 2 | 2 | 27 | 15 | 9 | |
| | CHANGE | 3- | 14- | 17- | 0 | 1- | 0 | 4+ | 0 | 9- | 9- | | 2- |
| | MUNICIPAL | 82 | 123 | 298 | 421 | 1 | 0 | 10 | 17 | 22 | 84 | 270 | 17 |
| | 81 | 118 | 247 | 365 | 1 | 0 | 15 | 9 | 18 | 77 | 228 | 17 | |
| | CHANGE | 5+ | 51+ | 56+ | 0 | 0 | 5- | 8+ | 4+ | 7+ | 42+ | | 0 |
| 149 PARKERSBURG PD | 82 | 76 | 192 | 268 | 1 | 0 | 10 | 13 | 14 | 79 | 135 | 16 | |
| | 81 | 72 | 156 | 228 | 1 | 0 | 14 | 9 | 13 | 69 | 109 | 13 | |
| | CHANGE | 4+ | 36+ | 40+ | 0 | 0 | 4- | 4+ | 1+ | 10+ | 26+ | | 3+ |
| | VIENNA PD | 82 | 45 | 104 | 149 | 0 | 0 | 0 | 4 | 8 | 3 | 133 | 1 |
| | 81 | 33 | 87 | 120 | 0 | 0 | 0 | 0 | 5 | 2 | 109 | 4 | |
| | CHANGE | 12+ | 17+ | 29+ | 0 | 0 | 0 | 4+ | 3+ | 1+ | 24+ | | 3- |
| | WILLIAMSTOWN PD | 82 | 2 | 2 | 4 | 0 | 0 | 0 | 0 | 0 | 2 | 2 | 0 |
| | 81 | 13 | 4 | 17 | 0 | 0 | 1 | 0 | 0 | 6 | 10 | 0 | |
| | CHANGE | 11- | 2- | 13- | 0 | 0 | 1- | 0 | 0 | 4- | 8- | | 0 |
| ***** | | | | | | | | | | | | | |
| WYOMING CTY | TOTAL | 82 | 18 | 53 | 71 | 4 | 1 | 0 | 5 | 5 | 21 | 25 | 10 |
| | 81 | 12 | 58 | 70 | 1 | 0 | 4 | 0 | 5 | 30 | 21 | 9 | |
| | CHANGE | 6+ | 5- | 1+ | 3+ | 1+ | 4- | 5+ | 0 | 9- | 4+ | | 1+ |
| ***** | | | | | | | | | | | | | |
| | RURAL | 82 | 7 | 40 | 47 | 4 | 1 | 0 | 4 | 5 | 12 | 12 | 9 |
| | 81 | 5 | 38 | 43 | 1 | 0 | 2 | 0 | 0 | 21 | 13 | 4 | |
| | CHANGE | 2+ | 2+ | 4+ | 3+ | 1+ | 2- | 4+ | 3+ | 9- | 1- | | 5+ |
| | SHERIFF | 82 | 0 | 3 | 3 | 3 | 0 | 0 | 0 | 0 | 0 | 0 | 0 |
| | 81 | 0 | 1 | 1 | 0 | 0 | 1 | 0 | 0 | 0 | 0 | 0 | |
| | CHANGE | 0 | 2+ | 2+ | 3+ | 0 | 1- | 0 | 0 | 0 | 0 | | 0 |
| | STATE POLICE | 82 | 7 | 37 | 44 | 1 | 1 | 4 | 5 | 12 | 12 | 9 | |
| | 81 | 5 | 37 | 42 | 1 | 0 | 1 | 0 | 2 | 21 | 13 | 4 | |
| | CHANGE | 2+ | 0 | 2+ | 0 | 1+ | 1- | 4+ | 3+ | 9- | 1- | | 5+ |

JAN THRU DEC 82-81

| PART I ARRESTS BY CHARGE AND | | | | PAGE | 39 AGENCY TYPE | | | | | | | | |
|------------------------------|--------|-------|-------|------|----------------|----------|----------|---------|---------|----------|---------|-------|--|
| JUVENILE | ADULTS | GRAND | TOTAL | | CRIMINAL | HOMICIDE | FORCIBLE | ROBBERY | AGGRAV | BURGLARY | LARCENY | AUTO | |
| | | | | | MURDER | NEG | MANSL | RAPE | ASSAULT | | | THEFT | |
| MUNICIPAL | 82 | 11 | 13 | 24 | 0 | 0 | 0 | 1 | 0 | 9 | 13 | 1 | |
| | 81 | 7 | 20 | 27 | 0 | 0 | 2 | 0 | 3 | 9 | 8 | 5 | |
| | CHANGE | 4+ | 7- | 3- | 0 | 0 | 2- | 1+ | 3- | 0 | 5+ | 4- | |
| MULLENS PD | 82 | 4 | 1 | 5 | 0 | 0 | 0 | 0 | 0 | 0 | 4 | 1 | |
| | 81 | 4 | 2 | 6 | 0 | 0 | 0 | 0 | 0 | 2 | 1 | 3 | |
| | CHANGE | 0 | 1- | 1- | 0 | 0 | 0 | 0 | 0 | 2- | 3+ | 2- | |
| PINEVILLE PD | 82 | 3 | 0 | 3 | 0 | 0 | 0 | 0 | 0 | 0 | 3 | 0 | |
| | 81 | 1 | 4 | 5 | 0 | 0 | 0 | 0 | 0 | 4 | 0 | 1 | |
| | CHANGE | 2+ | 4- | 2- | 0 | 0 | 0 | 0 | 0 | 4- | 3+ | 1- | |
| OCEANA PD | 82 | 4 | 12 | 16 | 0 | 0 | 0 | 1 | 0 | 9 | 6 | 0 | |
| | 81 | 2 | 14 | 16 | 0 | 0 | 2 | 0 | 3 | 3 | 7 | 1 | |
| | CHANGE | 2+ | 2- | 0 | 0 | 0 | 2- | 1+ | 3- | 6+ | 1- | 1- | |

PART II ARRESTS BY CHARGE AND AGENCY TYPE

The report in this section details the number of persons arrested for Part II Offenses for the reporting periods of 1981 and 1982. Definitions for each of the Part II Offenses may be found in this book in the Table of Contents under the category entitled "Classification of Offenses."

JAN THRU DEC 82-81

PAGE 1
PART II ARRESTS BY CHARGE AND AGENCY TYPE
JUVENILE ADULTS
TOTAL GRAND OTHER ASSAULTS

| | | | | | | | | | | | | |
|---------------------|------|-------|-------|-------|------|-----|-------|------|-----|------|-------|-------|
| ***** | | | | | | | | | | | | |
| WEST VIRGINIA TOTAL | 82 | 3556 | 65557 | 69113 | 4892 | 246 | 662 | 4993 | 131 | 608 | 1439 | 2934 |
| | 81 | 4058 | 75008 | 79066 | 4895 | 185 | 701 | 4049 | 57 | 667 | 1463 | 2841 |
| CHANGE | 502- | 9451- | 9953- | 3- | 61+ | 39- | 94+ | 74+ | 59- | 2- | 93+ | ***** |
| ***** | | | | | | | | | | | | |
| RURAL | 82 | 1074 | 34464 | 35538 | 2978 | 177 | 422 | 4810 | 104 | 380 | 768 | 2256 |
| | 81 | 1200 | 38686 | 39886 | 2934 | 127 | 475 | 3792 | 36 | 385 | 659 | 2150 |
| CHANGE | 126- | 4222- | 4348- | 44+ | 50+ | 53- | 1018+ | 68+ | 5- | 109+ | 106+ | ***** |
| SHERIFF'S | 82 | 546 | 24292 | 24838 | 1979 | 83 | 113 | 3825 | 42 | 130 | 495 | 1949 |
| | 81 | 493 | 24391 | 24884 | 1668 | 29 | 155 | 2683 | 12 | 122 | 321 | 1759 |
| CHANGE | 53+ | 99- | 46- | 311+ | 54+ | 42- | 1142+ | 30+ | 8+ | 174+ | 190+ | ***** |
| STATE POLICE | 82 | 528 | 10172 | 10700 | 999 | 94 | 309 | 985 | 62 | 250 | 273 | 307 |
| | 81 | 707 | 14295 | 15002 | 1266 | 98 | 320 | 1109 | 24 | 263 | 338 | 391 |
| CHANGE | 179- | 4123- | 4302- | 267- | 4- | 11- | 124- | 38+ | 13- | 65- | 84 | ***** |
| MUNICIPAL | 82 | 2482 | 31093 | 33575 | 1914 | 69 | 240 | 183 | 27 | 228 | 671 | 678 |
| | 81 | 2858 | 36322 | 39180 | 1961 | 58 | 226 | 257 | 21 | 282 | 803 | 691 |
| CHANGE | 376- | 5229- | 5605- | 47- | 11+ | 14+ | 74- | 6+ | 54- | 132- | 13- | ***** |
| ***** | | | | | | | | | | | | |
| BARBOUR CTY TOTAL | 82 | 18 | 441 | 459 | 23 | 1 | 9 | 17 | 0 | 0 | 16 | 20 |
| | 81 | 21 | 606 | 627 | 25 | 5 | 1 | 70 | 2 | 1 | 9 | 26 |
| CHANGE | 3- | 165- | 168- | 2- | 4- | 8+ | 53- | 2- | 1- | 7+ | 6- | ***** |
| ***** | | | | | | | | | | | | |
| RURAL | 82 | 7 | 264 | 271 | 14 | 0 | 8 | 16 | 0 | 0 | 9 | 18 |
| | 81 | 14 | 397 | 411 | 21 | 5 | 1 | 70 | 2 | 1 | 3 | 24 |
| CHANGE | 7- | 133- | 140- | 7- | 5- | 7+ | 54- | 2- | 1- | 6+ | 6- | ***** |
| SHERIFF | 82 | 4 | 177 | 181 | 12 | 0 | 1 | 0 | 0 | 0 | 0 | 16 |
| | 81 | 0 | 169 | 169 | 11 | 0 | 1 | 1 | 0 | 0 | 0 | 21 |
| CHANGE | 4+ | 8+ | 12+ | 1+ | 0 | 0 | 1- | 0 | 0 | 0 | 5- | ***** |
| STATE POLICE | 82 | 3 | 87 | 90 | 2 | 0 | 7 | 16 | 0 | 0 | 9 | 2 |
| | 81 | 14 | 228 | 242 | 10 | 5 | 0 | 69 | 2 | 1 | 3 | 3 |
| CHANGE | 11- | 141- | 152- | 8- | 5- | 7+ | 53- | 2- | 1- | 6+ | 1- | ***** |
| MUNICIPAL | 82 | 11 | 177 | 188 | 9 | 1 | 1 | 1 | 0 | 0 | 7 | 2 |
| | 81 | 7 | 209 | 216 | 4 | 0 | 0 | 0 | 0 | 0 | 6 | 2 |
| CHANGE | 4+ | 32- | 28- | 5+ | 1+ | 1+ | 1+ | 0 | 0 | 1+ | 0 | ***** |
| BELINGTON PD | 82 | 0 | 81 | 81 | 6 | 0 | 0 | 1 | 0 | 0 | 4 | 1 |
| | 81 | 2 | 109 | 111 | 3 | 0 | 0 | 0 | 0 | 0 | 6 | 2 |
| CHANGE | 2- | 28- | 30- | 3+ | 0 | 0 | 1+ | 0 | 0 | 2- | 1- | ***** |
| PHILIPPI PD | 82 | 11 | 96 | 107 | 3 | 1 | 1 | 0 | 0 | 0 | 3 | 1 |
| | 81 | 5 | 100 | 105 | 1 | 0 | 0 | 0 | 0 | 0 | 0 | 0 |
| CHANGE | 6+ | 4- | 2+ | 1+ | 1+ | 1+ | 0 | 0 | 0 | 3+ | 1+ | ***** |
| ***** | | | | | | | | | | | | |
| BERKELEY CTY TOTAL | 82 | 206 | 1361 | 1567 | 184 | 10 | 22 | 27 | 3 | 10 | 26 | 65 |
| | 81 | 284 | 1909 | 2193 | 95 | 3 | 25 | 35 | 0 | 11 | 25 | 51 |
| CHANGE | 78- | 548- | 626- | 89+ | 7+ | 3- | 8- | 3- | 1- | 4 | 15+ | ***** |
| ***** | | | | | | | | | | | | |
| RURAL | 82 | 15 | 544 | 559 | 48 | 4 | 13 | 26 | 1 | 4 | 5 | 39 |
| | 81 | 41 | 966 | 1007 | 50 | 1 | 13 | 34 | 0 | 5 | 6 | 26 |
| CHANGE | 26- | 422- | 448- | 2- | 3+ | 0 | 8- | 1+ | 1- | 1- | 13+ | ***** |
| SHERIFF | 82 | 5 | 321 | 326 | 22 | 3 | 2 | 7 | 1 | 2 | 0 | 34 |
| | 81 | 30 | 440 | 470 | 30 | 0 | 0 | 2 | 0 | 3 | 0 | 24 |
| CHANGE | 25- | 119- | 144- | 8- | 3+ | 2+ | 5+ | 1+ | 1- | 0 | 10+ | ***** |
| STATE POLICE | 82 | 10 | 223 | 233 | 26 | 1 | 11 | 19 | 0 | 2 | 5 | 5 |
| | 81 | 11 | 526 | 537 | 20 | 1 | 13 | 32 | 0 | 2 | 6 | 2 |
| CHANGE | 1- | 303- | 304- | 6+ | 0 | 2- | 13- | 0 | 0 | 1- | 3+ | ***** |
| MUNICIPAL | 82 | 191 | 817 | 1008 | 136 | 6 | 9 | 1 | 2 | 6 | 21 | 26 |
| | 81 | 243 | 943 | 1186 | 45 | 2 | 12 | 1 | 0 | 6 | 19 | 25 |
| CHANGE | 52- | 126- | 178- | 91+ | 4+ | 3- | 0 | 2+ | 0 | 2+ | 1+ | ***** |
| MARTINSBURG PD | 82 | 191 | 817 | 1008 | 136 | 6 | 9 | 1 | 2 | 6 | 21 | 26 |
| | 81 | 243 | 943 | 1186 | 45 | 2 | 12 | 1 | 0 | 6 | 19 | 25 |
| CHANGE | 52- | 126- | 178- | 91+ | 4+ | 3- | 0 | 2+ | 0 | 2+ | 1+ | ***** |
| ***** | | | | | | | | | | | | |
| BOONE CTY TOTAL | 82 | 24 | 608 | 632 | 16 | 5 | 10 | 3 | 0 | 3 | 21 | 29 |
| | 81 | 15 | 1451 | 1466 | 42 | 3 | 17 | 4 | 0 | 0 | 16 | 42 |
| CHANGE | 9+ | 843- | 834- | 26- | 2+ | 7- | 1- | 0 | 3+ | 2+ | 1- | ***** |
| ***** | | | | | | | | | | | | |
| RURAL | 82 | 20 | 485 | 505 | 16 | 5 | 10 | 3 | 0 | 3 | 21 | 29 |
| | 81 | 13 | 1000 | 1013 | 42 | 3 | 17 | 4 | 0 | 0 | 15 | 42 |
| CHANGE | 7+ | 515- | 508- | 26- | 2+ | 7- | 1- | 0 | 3+ | 6+ | 13- | ***** |
| SHERIFF | 82 | 0 | 239 | 239 | 0 | 3 | 0 | 0 | 0 | 0 | 0 | 12 |
| | 81 | 4 | 489 | 493 | 25 | 0 | 0 | 0 | 0 | 0 | 8 | 23 |
| CHANGE | 4- | 250- | 254- | 25- | 3+ | 0 | 0 | 0 | 0 | 0 | 11- | ***** |
| STATE POLICE | 82 | 20 | 246 | 266 | 16 | 2 | 10 | 3 | 0 | 3 | 21 | 17 |
| | 81 | 9 | 511 | 520 | 17 | 3 | 17 | 4 | 0 | 0 | 7 | 19 |
| CHANGE | 11+ | 265- | 254- | 1- | 1- | 7- | 1- | 3+ | 14+ | 2- | ***** | |
| MUNICIPAL | 82 | 4 | 123 | 127 | 0 | 0 | 0 | 0 | 0 | 0 | 5 | 0 |
| | 81 | 2 | 451 | 453 | 0 | 0 | 0 | 0 | 0 | 0 | 1 | 0 |
| CHANGE | 2+ | 328- | 326- | 0 | 0 | 0 | 0 | 0 | 0 | 1- | 0 | ***** |
| MADISON PD | 82 | 0 | 121 | 121 | 6 | 0 | 0 | 0 | 0 | 0 | 0 | 0 |
| | 81 | 2 | 449 | 451 | 0 | 0 | 0 | 0 | 0 | 0 | 0 | 0 |
| CHANGE | 2- | 328- | 330- | 0 | 0 | 0 | 0 | 0 | 0 | 0 | 0 | ***** |

JAN THRU DEC 82-81

PAGE 2
PART II ARRESTS BY CHARGE AND AGENCY TYPE
COMPL VICE SEX OFFENSES NARCOTIC AND DRUG GAMBLING FAMILY DRIVING LIQUOR LAWS DRUNK-EMNESS DISORD CONDUCT VAGRANCY OTHER OFFENSES SUSPICION CURFEW LOITER RUN-AWAYS

| | | | | | | | | | | | | | | |
|--------|-----|-----|------|-----|-----|------|-----|-------|------|----|-------|---|-----|-----|
| WVAAL | 101 | 279 | 2322 | 271 | 769 | 6661 | 519 | 26959 | 2163 | 63 | 12565 | 0 | 216 | 380 |
| CHANGE | 118 | 244 | 2219 | 163 | 743 | 7196 | 810 | 37221 | 1846 | 53 | 13026 | 0 | 209 | 361 |
| WVARU | 6 | 114 | 1144 | 147 | 729 | 3321 | 111 | 8960 | 154 | 30 | 8714 | 0 | 8 | 205 |
| CHANGE | 7 | 89 | 1283 | 54 | 676 | 3646 | 159 | 13733 | 163 | 16 | 9315 | 0 | 8 | 179 |
| WVASO | 2 | 52 | 762 | 13 | 654 | 1998 | 36 | 5622 | 124 | 14 | 6841 | 0 | 4 | 100 |
| CHANGE | 7 | 39 | 763 | 17 | 577 | 1717 | 51 | 7884 | 139 | 13 | 6829 | 0 | 8 | 91 |
| WVASP | 4 | 62 | 382 | 134 | 75 | 1323 | 75 | 3338 | 30 | 16 | 1873 | 0 | 4 | 105 |
| CHANGE | 0 | 50 | 520 | 37 | 99 | 1929 | 108 | 5849 | 24 | 3 | 2486 | 0 | 4 | 88 |
| WVAZZ | 95 | 165 | 1178 | 124 | 40 | 3340 | 408 | 17999 | 2009 | 33 | 3791 | 0 | 208 | 175 |
| CHANGE | 111 | 155 | 936 | 109 | 67 | 3550 | 651 | 23488 | 1683 | 37 | 3711 | 0 | 201 | 182 |
| 001AL | 0 | 2 | 7 | 2 | 5 | 44 | 4 | 135 | 16 | 0 | 155 | 0 | 2 | 3 |
| CHANGE | 0 | 0 | 18 | 0 | 12 | 70 | 1 | 247 | 10 | 0 | 125 | 0 | 0 | 5 |
| 001RU | 0 | 2 | 4 | 2 | 3 | 27 | 4 | 35 | 0 | 0 | 126 | 0 | 0 | 3 |
| CHANGE | 0 | 0 | 14 | 0 | 12 | 32 | 0 | 103 | 0 | 0 | 118 | 0 | 0 | 5 |
| 00150 | 0 | 1 | 0 | 0 | 2 | 18 | 2 | 15 | 0 | 0 | 113 | 0 | 0 | 1 |
| CHANGE | 0 | 0 | 0 | 0 | 4 | 11 | 0 | 32 | 0 | 0 | 88 | 0 | 0 | 0 |
| 0015P | 0 | 1 | 4 | 2 | 1 | 9 | 2 | 20 | 0 | 0 | 13 | 0 | 0 | 2 |
| CHANGE | 0 | 0 | 14 | 0 | 8 | 21 | 0 | 71 | 0 | 0 | 30 | 0 | 0 | 5 |
| 001ZZ | 0 | 0 | 3 | 0 | 0 | 17 | 0 | 100 | 16 | 0 | 29 | 0 | 2 | 0 |
| CHANGE | 0 | 0 | 4 | 0 | 0 | 38 | 1 | 144 | 10 | 0 | 7 | 0 | 0 | 0 |
| 00101 | 0 | 0 | 3 | 0 | 0 | 21 | 1 | 44 | 6 | 0 | 22 | 0 | 0 | 0 |
| CHANGE | 0 | 0 | 0 | 0 | 0 | 0 | 0 | 0 | 0 | 0 | 0 | 0 | 0 | 0 |
| 00102 | 0 | 0 | 0 | 0 | 0 | 14 | 0 | 60 | 0 | 0 | 22 | 0 | 2 | 0 |
| CHANGE | 0 | 0 | 4 | 0 | 0 | 35 | 0 | 60 | 0 | 0 | 5 | 0 | 0 | 0 |
| 002AL | 0 | 6 | 26 | 6 | 3 | 175 | 3 | 589 | 51 | 0 | 319 | 0 | 21 | 21 |
| CHANGE | 0 | 4 | 54 | 0 | 0 | 340 | 0 | 1121 | 11 | 1 | 360 | 0 | 38 | 19 |
| 002RU | 0 | 2 | 11 | 0 | 2 | 83 | 0 | 250 | 0 | 0 | 65 | 0 | 2 | 4 |
| CHANGE | 0 | 1 | 24 | 0 | 0 | 187 | 0 | 493 | 0 | 0 | 164 | 0 | 0 | 3 |
| 00250 | 0 | 1 | 3 | 0 | 2 | 37 | 0 | 169 | 0 | 0 | 42 | 0 | 0 | 1 |
| CHANGE | 0 | 0 | 15 | 0 | 0 | 46 | 0 | 255 | 0 | 0 | 92 | 0 | 0 | 3 |
| 002SP | 0 | 1 | 8 | 0 | 0 | 46 | 0 | 81 | 0 | 0 | 50 | 0 | 0 | 2 |
| CHANGE | 0 | 0 | 9 | 0 | 0 | 141 | 0 | 238 | 0 | 0 | 23 | 0 | 2 | 3 |
| 002ZZ | 0 | 4 | 15 | 6 | 1 | 92 | 3 | 339 | 51 | 0 | 254 | 0 | 19 | 17 |
| CHANGE | 0 | 3 | 30 | 0 | 0 | 153 | 0 | 628 | 11 | 1 | 196 | 0 | 38 | 16 |
| 00201 | 0 | 4 | 15 | 6 | 1 | 92 | 3 | 339 | 51 | 0 | 254 | 0 | 19 | 17 |
| CHANGE | 0 | 3 | 30 | 0 | 0 | 153 | 0 | 628 | 11 | 1 | 196 | 0 | 38 | 16 |
| 003AL | 0 | 0 | 28 | 3 | 1 | 173 | 1 | 304 | 3 | 0 | 31 | 0 | 0 | 1 |
| CHANGE | 0 | 1 | 50 | 0 | 0 | 225 | 0 | 1019 | 0 | 0 | 63 | 0 | 0 | 2 |
| 003RU | 0 | 0 | 28 | 3 | 0 | 157 | 1 | 208 | 3 | 0 | 17 | 0 | 0 | 1 |
| CHANGE | 0 | 1 | 29 | 0 | 1 | 147 | 0 | 666 | 3 | 0 | 43 | 0 | 0 | 2 |
| 00350 | 0 | 0 | 10 | 0 | 0 | 117 | 0 | 96 | 1 | 0 | 0 | 0 | 0 | 0 |
| CHANGE | 0 | 0 | 4 | 0 | 1 | 88 | 1 | 340 | 0 | 0 | 3 | 0 | 0 | 0 |
| 0035P | 0 | 0 | 18 | 3 | 0 | 40 | 1 | 112 | 2 | 0 | 17 | 0 | 0 | 1 |
| CHANGE | 0 | 1 | 25 | 0 | 0 | 59 | 0 | 326 | 0 | 0 | 40 | 0 | 0 | 2 |
| 003ZZ | 0 | 0 | 0 | 0 | 1 | 16 | 0 | 96 | 0 | 0 | 14 | 0 | 0 | 0 |
| CHANGE | 0 | 0 | 1 | 0 | 0 | 78 | 0 | 353 | 0 | 0 | 20 | 0 | 0 | 0 |
| 00301 | 0 | 0 | 0 | 0 | 0 | 16 | 0 | 91 | 0 | 0 | 14 | 0 | 0 | 0 |
| CHANGE | 0 | 0 | 1 | 0 | 0 | 78 | 0 | 352 | 0 | 0 | 20 | 0 | 0 | 0 |

| JAN THRU DEC 82-81 | | PART II ARRESTS BY CHARGE AND AGENCY TYPE | | | | | | | | | | | PAGE 5 | |
|--------------------|----|---|--------|-------------|----------------|-------|---------|-------|----------|-----------------|--------|-----------------|--------|--|
| | | JUVENILE | ADULTS | GRAND TOTAL | OTHER ASSAULTS | ARSON | FORGERY | FRAUD | EMBEZZLE | STOLEN PROPERTY | VANDAL | ILLEGAL WEAPONS | | |
| WHITESVILLE PD | 82 | 4 | 1 | 5 | 0 | 0 | 0 | 0 | 0 | 0 | 0 | 0 | | |
| | 81 | 0 | 2 | 2 | 0 | 0 | 0 | 0 | 0 | 0 | 1 | 0 | | |
| CHANGE | 82 | 4+ | 1- | 3+ | 0 | 0 | 0 | 0 | 0 | 0 | 1- | 0 | | |
| DANVILLE PD | 82 | 0 | 1 | 1 | 0 | 0 | 0 | 0 | 0 | 0 | 0 | 0 | | |
| | 81 | 0 | 0 | 0 | 0 | 0 | 0 | 0 | 0 | 0 | 0 | 0 | | |
| CHANGE | 82 | 0 | 1+ | 1+ | 0 | 0 | 0 | 0 | 0 | 0 | 0 | 0 | | |
| ***** | 81 | 7 | 258 | 265 | 12 | 0 | 0 | 0 | 0 | 3 | 3 | 41 | | |
| BRAXTON CTY TOTAL | 82 | 7 | 258 | 265 | 12 | 0 | 0 | 0 | 0 | 3 | 3 | 41 | | |
| | 81 | 7 | 258 | 265 | 12 | 0 | 0 | 0 | 0 | 3 | 3 | 41 | | |
| CHANGE | 82 | 0 | 355- | 355- | 10- | 0 | 5- | 12- | 0 | 2+ | 2+ | 37+ | | |
| ***** | 81 | 0 | 355- | 355- | 10- | 0 | 5- | 12- | 0 | 2+ | 2+ | 37+ | | |
| RURAL | 82 | 2 | 139 | 141 | 2 | 0 | 0 | 0 | 0 | 2 | 0 | 39 | | |
| | 81 | 5 | 301 | 306 | 6 | 0 | 5 | 12 | 0 | 1 | 0 | 33 | | |
| CHANGE | 82 | 3- | 162- | 165- | 4- | 0 | 5- | 12- | 0 | 1+ | 0 | 6+ | | |
| SHERIFF | 82 | 1 | 89 | 90 | 1 | 0 | 0 | 0 | 0 | 0 | 0 | 34 | | |
| | 81 | 0 | 225 | 225 | 1 | 0 | 5 | 12 | 0 | 0 | 0 | 32 | | |
| CHANGE | 82 | 1+ | 136- | 135- | 1- | 0 | 5- | 12- | 0 | 0 | 0 | 2+ | | |
| STATE POLICE | 82 | 1 | 50 | 51 | 1 | 0 | 0 | 0 | 0 | 2 | 0 | 5 | | |
| | 81 | 5 | 76 | 81 | 4 | 0 | 0 | 0 | 0 | 1 | 0 | 1 | | |
| CHANGE | 82 | 4- | 26- | 30- | 3- | 0 | 0 | 0 | 0 | 1+ | 0 | 4+ | | |
| MUNICIPAL | 82 | 5 | 119 | 124 | 0 | 0 | 0 | 0 | 0 | 1 | 3 | 2 | | |
| | 81 | 2 | 312 | 314 | 6 | 0 | 0 | 0 | 0 | 0 | 1 | 1 | | |
| CHANGE | 82 | 3+ | 193- | 190- | 6- | 0 | 0 | 0 | 0 | 1+ | 2+ | 1+ | | |
| GASSAWAY PD | 82 | 0 | 61 | 61 | 0 | 0 | 0 | 0 | 0 | 0 | 0 | 1 | | |
| | 81 | 2 | 197 | 199 | 3 | 0 | 0 | 0 | 0 | 0 | 1 | 1 | | |
| CHANGE | 82 | 2- | 136- | 138- | 3- | 0 | 0 | 0 | 0 | 0 | 1- | 0 | | |
| SUTTON PD | 82 | 2 | 56 | 58 | 0 | 0 | 0 | 0 | 0 | 1 | 0 | 1 | | |
| | 81 | 0 | 81 | 81 | 0 | 0 | 0 | 0 | 0 | 0 | 0 | 0 | | |
| CHANGE | 82 | 2+ | 25- | 23- | 0 | 0 | 0 | 0 | 0 | 1+ | 0 | 1+ | | |
| BURNSVILLE PD | 82 | 3 | 2 | 5 | 0 | 0 | 0 | 0 | 0 | 0 | 3 | 0 | | |
| | 81 | 0 | 34 | 34 | 3 | 0 | 0 | 0 | 0 | 0 | 0 | 0 | | |
| CHANGE | 82 | 3+ | 32- | 29- | 3- | 0 | 0 | 0 | 0 | 0 | 3+ | 0 | | |
| ***** | 81 | 3 | 34 | 34 | 3 | 0 | 0 | 0 | 0 | 0 | 0 | 0 | | |
| BROOKE CTY TOTAL | 82 | 51 | 296 | 347 | 33 | 2 | 2 | 1 | 1 | 8 | 7 | 21 | | |
| | 81 | 80 | 362 | 442 | 4 | 4 | 0 | 0 | 0 | 9 | 25 | 24 | | |
| CHANGE | 82 | 29- | 66- | 95- | 11- | 2- | 2+ | 1+ | 1+ | 1- | 18- | 3- | | |
| ***** | 81 | 29 | 66 | 95 | 11 | 2 | 2+ | 1+ | 1+ | 1- | 18 | 3 | | |
| RURAL | 82 | 40 | 200 | 240 | 13 | 2 | 2 | 1 | 1 | 4 | 5 | 21 | | |
| | 81 | 77 | 246 | 323 | 21 | 3 | 0 | 0 | 0 | 8 | 19 | 23 | | |
| CHANGE | 82 | 37- | 46- | 83- | 8- | 1- | 2+ | 1+ | 1+ | 4- | 14- | 2- | | |
| SHERIFF | 82 | 34 | 163 | 197 | 9 | 1 | 0 | 1 | 0 | 0 | 5 | 20 | | |
| | 81 | 74 | 213 | 287 | 16 | 2 | 0 | 0 | 0 | 7 | 19 | 22 | | |
| CHANGE | 82 | 40- | 50- | 90- | 7- | 1- | 0 | 1+ | 0 | 7- | 14- | 2- | | |
| STATE POLICE | 82 | 6 | 37 | 43 | 4 | 1 | 2 | 0 | 1 | 4 | 0 | 1 | | |
| | 81 | 3 | 36 | 39 | 5 | 1 | 0 | 0 | 0 | 1 | 0 | 1 | | |
| CHANGE | 82 | 3+ | 4+ | 7+ | 1- | 0 | 2+ | 0 | 1+ | 3+ | 0 | 0 | | |
| MUNICIPAL | 82 | 11 | 96 | 107 | 20 | 0 | 0 | 0 | 0 | 4 | 2 | 0 | | |
| | 81 | 3 | 116 | 119 | 23 | 1 | 0 | 0 | 0 | 1 | 6 | 1 | | |
| CHANGE | 82 | 8+ | 20- | 12- | 3- | 1- | 0 | 0 | 0 | 3+ | 4- | 1- | | |
| FOLLANSBEE PD | 82 | 0 | 5 | 5 | 0 | 0 | 0 | 0 | 0 | 0 | 0 | 0 | | |
| | 81 | 0 | 7 | 7 | 0 | 0 | 0 | 0 | 0 | 0 | 0 | 0 | | |
| CHANGE | 82 | 0 | 2- | 2- | 0 | 0 | 0 | 0 | 0 | 0 | 0 | 0 | | |
| WELLSBURG PD | 82 | 11 | 91 | 102 | 20 | 0 | 0 | 0 | 0 | 4 | 2 | 0 | | |
| | 81 | 3 | 109 | 112 | 23 | 1 | 0 | 0 | 0 | 1 | 6 | 1 | | |
| CHANGE | 82 | 8+ | 18- | 10- | 3- | 1- | 0 | 0 | 0 | 3+ | 4- | 1- | | |
| BETHANY PD | 82 | 0 | 0 | 0 | 0 | 0 | 0 | 0 | 0 | 0 | 0 | 0 | | |
| | 81 | 0 | 0 | 0 | 0 | 0 | 0 | 0 | 0 | 0 | 0 | 0 | | |
| CHANGE | 82 | 0 | 0 | 0 | 0 | 0 | 0 | 0 | 0 | 0 | 0 | 0 | | |
| ***** | 81 | 0 | 0 | 0 | 0 | 0 | 0 | 0 | 0 | 0 | 0 | 0 | | |
| CABELL CTY TOTAL | 82 | 535 | 5923 | 6458 | 37 | 12 | 64 | 69 | 4 | 54 | 136 | 188 | | |
| | 81 | 536 | 5583 | 6119 | 467 | 6 | 60 | 79 | 0 | 61 | 177 | 167 | | |
| CHANGE | 82 | 1- | 340+ | 339+ | 93- | 6+ | 4+ | 10- | 4+ | 7- | 43- | 21+ | | |
| ***** | 81 | 1 | 340 | 339 | 93 | 6 | 4 | 10 | 4 | 7 | 43 | 21 | | |
| RURAL | 82 | 81 | 1565 | 1646 | 143 | 4 | 8 | 10 | 2 | 10 | 45 | 20 | | |
| | 81 | 66 | 1764 | 1830 | 149 | 2 | 4 | 2 | 0 | 11 | 36 | 37 | | |
| CHANGE | 82 | 15+ | 199- | 184- | 6- | 2+ | 4+ | 8+ | 2+ | 1- | 9+ | 17- | | |
| SHERIFF | 82 | 62 | 1329 | 1391 | 127 | 4 | 0 | 1 | 1 | 4 | 42 | 12 | | |
| | 81 | 50 | 1439 | 1489 | 126 | 2 | 0 | 0 | 0 | 9 | 32 | 25 | | |
| CHANGE | 82 | 12+ | 110- | 98- | 1+ | 2+ | 0 | 1+ | 1+ | 5- | 10+ | 13- | | |
| STATE POLICE | 82 | 19 | 236 | 255 | 16 | 0 | 8 | 9 | 1 | 6 | 3 | 8 | | |
| | 81 | 16 | 325 | 341 | 23 | 0 | 4 | 2 | 0 | 2 | 4 | 12 | | |
| CHANGE | 82 | 3+ | 89- | 86- | 7- | 0 | 4+ | 7+ | 1+ | 4+ | 1- | 4- | | |
| MUNICIPAL | 82 | 454 | 4358 | 4812 | 231 | 8 | 56 | 59 | 8 | 44 | 91 | 168 | | |
| | 81 | 470 | 3819 | 4289 | 318 | 4 | 56 | 77 | 0 | 50 | 141 | 130 | | |
| CHANGE | 82 | 16- | 539+ | 523+ | 87- | 4+ | 0 | 18- | 2+ | 6- | 50- | 38+ | | |
| BARBOURSVILLE PD | 82 | 37 | 184 | 221 | 15 | 0 | 4 | 1 | 2 | 3 | 2 | 2 | | |
| | 81 | 7 | 110 | 117 | 15 | 0 | 0 | 1 | 2 | 16 | 2 | 1 | | |
| CHANGE | 82 | 30+ | 74+ | 104+ | 10+ | 0 | 4+ | 0 | 2+ | 13- | 0 | 1+ | | |
| HUNTINGTON PD | 82 | 416 | 4139 | 4555 | 211 | 8 | 52 | 54 | 0 | 49 | 89 | 166 | | |
| | 81 | 437 | 3519 | 3956 | 292 | 4 | 55 | 76 | 0 | 32 | 131 | 124 | | |
| CHANGE | 82 | 21- | 620+ | 599+ | 81 | 4+ | 3- | 22- | 0 | 3+ | 42- | 42+ | | |

| JAN THRU DEC 82-81 | | PAGE 6 | | | | | | | | | | | | | |
|--------------------|-----|-----------|--------------|-------------------|------------------|-------------------|--------------------------|-------------|--------------|----------------|----------|----------------|-----------|---------------|-----------|
| | | COML VICE | SEX OFFENSES | NARCOTIC AND DRUG | PART II GAMBLING | ARRESTS BY CHARGE | FAMILY DRIVING UNDR INFL | LIQUOR LAWS | DRUNK-ENNESS | DISORD CONDUCT | VAGRANCY | OTHER OFFENSES | SUSPICION | CURFEW LOITER | RUN-AWAYS |
| 00302 | 0 | 0 | 0 | 0 | 0 | 1 | 0 | 0 | 4 | 0 | 0 | 0 | 0 | 0 | 0 |
| | 0 | 0 | 0 | 0 | 0 | 0 | 0 | 0 | 1 | 0 | 0 | 0 | 0 | 0 | 0 |
| | 0 | 0 | 0 | 0 | 0 | 1+ | 0 | 0 | 3+ | 0 | 0 | 0 | 0 | 0 | 0 |
| 00305 | 0 | 0 | 0 | 0 | 0 | 0 | 0 | 0 | 1 | 0 | 0 | 0 | 0 | 0 | 0 |
| | 0 | 0 | 0 | 0 | 0 | 0 | 0 | 0 | 0 | 0 | 0 | 0 | 0 | 0 | 0 |
| | 0 | 0 | 0 | 0 | 0 | 0 | 0 | 0 | 1+ | 0 | 0 | 0 | 0 | 0 | 0 |
| ***** | | | | | | | | | | | | | | | |
| 004AL | 0 | 0 | 10 | 0 | 0 | 44 | 0 | 146 | 4 | 0 | 12 | 0 | 0 | 0 | 0 |
| | 0 | 0 | 8 | 0 | 0 | 75 | 11 | 422 | 22 | 3 | 12 | 0 | 0 | 0 | 1 |
| | 0 | 0 | 2+ | 0 | 1- | 31- | 11- | 276- | 18- | 3- | 0 | 0 | 0 | 0 | 1- |
| ***** | | | | | | | | | | | | | | | |
| 004RU | 0 | 0 | 10 | 0 | 0 | 29 | 0 | 49 | 1 | 0 | 9 | 0 | 0 | 0 | 0 |
| | 0 | 0 | 5 | 0 | 0 | 67 | 0 | 172 | 0 | 0 | 4 | 0 | 0 | 0 | 1 |
| | 0 | 0 | 5+ | 0 | 0 | 38- | 0 | 123- | 1+ | 0 | 5+ | 0 | 0 | 0 | 1- |
| 00450 | 0 | 0 | 8 | 0 | 0 | 16 | 0 | 28 | 0 | 0 | 3 | 0 | 0 | 0 | 0 |
| | 0 | 0 | 0 | 0 | 0 | 42 | 0 | 128 | 0 | 0 | 4 | 0 | 0 | 0 | 0 |
| | 0 | 0 | 8+ | 0 | 0 | 26- | 0 | 100- | 0 | 0 | 1- | 0 | 0 | 0 | 0 |
| 0045P | 0 | 0 | 2 | 0 | 0 | 13 | 0 | 21 | 1 | 0 | 6 | 0 | 0 | 0 | 0 |
| | 0 | 0 | 5 | 0 | 0 | 25 | 0 | 44 | 0 | 0 | 0 | 0 | 0 | 0 | 0 |
| | 0 | 0 | 3- | 0 | 0 | 12- | 0 | 23- | 1+ | 0 | 6+ | 0 | 0 | 0 | 1- |
| 004ZZ | 0 | 0 | 0 | 0 | 0 | 15 | 0 | 97 | 3 | 0 | 3 | 0 | 0 | 0 | 0 |
| | 0 | 0 | 3 | 0 | 1 | 8 | 11 | 250 | 22 | 3 | 8 | 0 | 0 | 0 | 0 |
| | 0 | 0 | 3- | 0 | 1- | 7+ | 11- | 153- | 19- | 3- | 5- | 0 | 0 | 0 | 0 |
| 00401 | 0 | 0 | 0 | 0 | 0 | 3 | 0 | 54 | 3 | 0 | 0 | 0 | 0 | 0 | 0 |
| | 0 | 0 | 3 | 0 | 0 | 1+ | 4 | 156 | 22 | 3 | 4 | 0 | 0 | 0 | 0 |
| | 0 | 0 | 3- | 0 | 0 | 0 | 0 | 102- | 19- | 0 | 4- | 0 | 0 | 0 | 0 |
| 00402 | 0 | 0 | 0 | 0 | 0 | 12 | 0 | 42 | 0 | 0 | 2 | 0 | 0 | 0 | 0 |
| | 0 | 0 | 0 | 0 | 0 | 2 | 7 | 72 | 0 | 0 | 0 | 0 | 0 | 0 | 0 |
| | 0 | 0 | 0 | 0 | 0 | 10+ | 7- | 30- | 0 | 0 | 2+ | 0 | 0 | 0 | 0 |
| 00403 | 0 | 0 | 0 | 0 | 0 | 0 | 0 | 1 | 0 | 0 | 1 | 0 | 0 | 0 | 0 |
| | 0 | 0 | 0 | 0 | 1- | 4 | 0 | 22 | 0 | 0 | 0 | 0 | 0 | 0 | 0 |
| | 0 | 0 | 0 | 0 | 0 | 4- | 0 | 21- | 0 | 0 | 3- | 0 | 0 | 0 | 0 |
| ***** | | | | | | | | | | | | | | | |
| 005AL | 0 | 1 | 7 | 0 | 0 | 22 | 3 | 92 | 19 | 1 | 123 | 0 | 0 | 0 | 4 |
| | 0 | 3 | 13 | 0 | 0 | 25 | 5 | 113 | 14 | 1 | 116 | 0 | 0 | 1 | 15 |
| | 0 | 2- | 6- | 0 | 0 | 33- | 2- | 21- | 5+ | 0 | 7+ | 0 | 0 | 1- | 11- |
| ***** | | | | | | | | | | | | | | | |
| 005RU | 0 | 1 | 4 | 0 | 0 | 20 | 3 | 44 | 0 | 1 | 114 | 0 | 0 | 0 | 4 |
| | 0 | 2 | 12 | 0 | 0 | 52 | 2 | 61 | 1 | 1 | 103 | 0 | 0 | 0 | 15 |
| | 0 | 1- | 8- | 0 | 0 | 32- | 1+ | 17- | 1- | 0 | 11+ | 0 | 0 | 0 | 11- |
| 00550 | 0 | 0 | 3 | 0 | 0 | 14 | 1 | 40 | 0 | 1 | 102 | 0 | 0 | 0 | 0 |
| | 0 | 2 | 11 | 0 | 0 | 49 | 2 | 52 | 0 | 1 | 89 | 0 | 0 | 0 | 15 |
| | 0 | 2- | 8- | 0 | 0 | 35- | 1- | 12- | 0 | 0 | 13+ | 0 | 0 | 0 | 15- |
| 0055P | 0 | 1 | 1 | 0 | 0 | 6 | 2 | 4 | 0 | 0 | 12 | 0 | 0 | 0 | 4 |
| | 0 | 0 | 1 | 0 | 0 | 3 | 0 | 9 | 1 | 0 | 14 | 0 | 0 | 0 | 0 |
| | 0 | 1+ | 0 | 0 | 0 | 3+ | 2+ | 5- | 1- | 0 | 2- | 0 | 0 | 0 | 4+ |
| 005ZZ | 0 | 0 | 3 | 0 | 0 | 2 | 0 | 48 | 19 | 0 | 9 | 0 | 0 | 0 | 0 |
| | 0 | 1 | 1 | 0 | 0 | 3 | 3 | 52 | 13 | 0 | 13 | 0 | 0 | 1- | 0 |
| | 0 | 1- | 2+ | 0 | 0 | 1- | 3- | 4- | 6+ | 0 | 4- | 0 | 0 | 0 | 0 |
| 00501 | 0 | 0 | 0 | 0 | 0 | 2 | 0 | 3 | 0 | 0 | 0 | 0 | 0 | 0 | 0 |
| | 0 | 0 | 0 | 0 | 0 | 3 | 0 | 2 | 1+ | 0 | 0 | 0 | 0 | 0 | 0 |
| | 0 | 0 | 0 | 0 | 0 | 1- | 0 | 0 | 2- | 0 | 0 | 0 | 0 | 0 | 0 |
| 00502 | 0 | 0 | 3 | 0 | 0 | 0 | 0 | 45 | 19 | 0 | 9 | 0 | 0 | 0 | 0 |
| | 0 | 1 | 1 | 0 | 0 | 0 | 3 | 50 | 11 | 0 | 13 | 0 | 0 | 1 | 0 |
| | 0 | 1- | 2+ | 0 | 0 | 0 | 3- | 5- | 8+ | 0 | 4- | 0 | 0 | 1- | 0 |
| 00505 | 0 | 0 | 0 | 0 | 0 | 0 | 0 | 0 | 0 | 0 | 0 | 0 | 0 | 0 | 0 |
| | 0 | 0 | 0 | 0 | 0 | 0 | 0 | 0 | 0 | 0 | 0 | 0 | 0 | 0 | 0 |
| | 0 | 0 | 0 | 0 | 0 | 0 | 0 | 0 | 0 | 0 | 0 | 0 | 0 | 0 | 0 |
| ***** | | | | | | | | | | | | | | | |
| 006AL | 23 | 38 | 455 | 51 | 9 | 376 | 99 | 2962 | 196 | 1 | 1345 | 0 | 0 | 0 | 2 |
| | 19 | 36 | 317 | 63 | 20 | 275 | 64 | 2832 | 131 | 1 | 1342 | 0 | 0 | 0 | 2 |
| | 4+ | 2+ | 138+ | 12- | 11- | 101+ | 35+ | 130+ | 65+ | 0 | 3+ | 0 | 0 | 0 | 2 |
| ***** | | | | | | | | | | | | | | | |
| 006RU | 0 | 0 | 72 | 0 | 4 | 87 | 3 | 288 | 1 | 1 | 947 | 0 | 0 | 0 | 1 |
| | 6 | 3 | 103 | 1 | 3 | 72 | 0 | 484 | 0 | 1 | 914 | 0 | 0 | 0 | 2 |
| | 0 | 3- | 31- | 1- | 1+ | 15+ | 3+ | 196- | 1+ | 0 | 33+ | 0 | 0 | 0 | 1- |
| 00650 | 0 | 0 | 67 | 0 | 1 | 62 | 0 | 166 | 0 | 0 | 903 | 0 | 0 | 0 | 1 |
| | 0 | 2 | 93 | 1 | 2 | 40 | 0 | 294 | 0 | 1 | 856 | 0 | 0 | 0 | 0 |
| | 0 | 2- | 26- | 1- | 1- | 22+ | 0 | 128- | 0 | 1- | 47+ | 0 | 0 | 0 | 1+ |
| 0065P | 0 | 0 | 5 | 0 | 3 | 25 | 3 | 122 | 1 | 1 | 44 | 0 | 0 | 0 | 0 |
| | 0 | 1 | 10 | 0 | 1 | 32 | 0 | 190 | 0 | 0 | 58 | 0 | 0 | 0 | 0 |
| | 0 | 1- | 5- | 0 | 2+ | 7- | 3+ | 68- | 1+ | 1+ | 14- | 0 | 0 | 0 | 2- |
| 006ZZ | 23 | 38 | 383 | 51 | 5 | 289 | 96 | 2674 | 195 | 0 | 398 | 0 | 0 | 0 | 1 |
| | 13 | 33 | 214 | 62 | 17 | 203 | 64 | 2348 | 131 | 0 | 428 | 0 | 0 | 0 | 0 |
| | 10+ | 5+ | 169+ | 11- | 12- | 86+ | 32+ | 326+ | 64+ | 0 | 30- | 0 | 0 | 0 | 1+ |
| 00601 | 0 | 0 | 57 | 0 | 2 | 32 | 0 | 65 | 9 | 0 | 26 | 0 | 0 | 0 | 1 |
| | 0 | 0 | 9 | 0 | 0 | 27 | 0 | 48 | 1 | 0 | 7 | 0 | 0 | 0 | 0 |
| | 0 | 0 | 48+ | 0 | 2+ | 5+ | 0 | 17+ | 8+ | 0 | 19+ | 0 | 0 | 0 | 1+ |
| 00602 | 23 | 38 | 325 | 51 | 3 | 257 | 96 | 2590 | 186 | 0 | 366 | 0 | 0 | 0 | 0 |
| | 13 | 32 | 192 | 62 | 17 | 166 | 61 | 2171 | 127 | 0 | 401 | 0 | 0 | 0 | 0 |
| | 10+ | 6+ | 133+ | 11- | 14- | 91+ | 35+ | 419+ | 59+ | 0 | 35- | 0 | 0 | 0 | 0 |

| JAN THRU DEC 82-81 | | PART II ARRESTS BY CHARGE AND AGENCY TYPE | | | | PAGE 9 | | | | | | | |
|---------------------|--|---|--------|-------------|----------------|--------|---------|-------|----------|-----------------|--------|-----------------|--|
| | | JUVENILE | ADULTS | GRAND TOTAL | OTHER ASSAULTS | ARSON | FORGERY | FRAUD | EMBEZZLE | STOLEN PROPERTY | VANDAL | ILLEGAL WEAPONS | |
| MILTON PD | | 82 | 0 | 0 | 0 | 0 | 0 | 0 | 0 | 0 | 0 | 0 | |
| CHANGE | | 81 | 26- | 154- | 180- | 16- | 0 | 0 | 0 | 2- | 8- | 3- | |
| MU SECURITY POLICE | | 82 | 1 | 35 | 36 | 5 | 0 | 0 | 4 | 1 | 0 | 0 | |
| CHANGE | | 81 | 1+ | 1- | 0 | 0 | 0 | 1- | 0 | 0 | 0 | 2- | |
| ***** | | | | | | | | | | | | | |
| CALHOUN CTY TOTAL | | 82 | 24 | 131 | 155 | 13 | 1 | 2 | 0 | 11 | 5 | 18 | |
| CHANGE | | 81 | 4 | 127 | 131 | 14 | 0 | 1 | 0 | 7 | 1 | 17 | |
| ***** | | | | | | | | | | | | | |
| RURAL | | 82 | 24 | 130 | 154 | 13 | 1 | 1 | 0 | 11 | 5 | 18 | |
| CHANGE | | 81 | 4 | 124 | 128 | 14 | 0 | 6 | 0 | 7 | 1 | 17 | |
| SHERIFF | | 82 | 3 | 21 | 24 | 0 | 0 | 0 | 0 | 0 | 0 | 10 | |
| CHANGE | | 81 | 1 | 15 | 16 | 0 | 0 | 0 | 0 | 0 | 0 | 13 | |
| STATE POLICE | | 82 | 21 | 109 | 130 | 13 | 1 | 1 | 0 | 11 | 5 | 8 | |
| CHANGE | | 81 | 3 | 109 | 112 | 14 | 0 | 6 | 0 | 7 | 1 | 4 | |
| MUNICIPAL | | 82 | 0 | 1 | 1 | 0 | 0 | 0 | 0 | 0 | 0 | 0 | |
| CHANGE | | 81 | 0 | 3 | 3 | 0 | 0 | 0 | 0 | 0 | 0 | 0 | |
| GRANTSVILLE PD | | 82 | 0 | 1 | 1 | 0 | 0 | 0 | 0 | 0 | 0 | 0 | |
| CHANGE | | 81 | 0 | 3 | 3 | 0 | 0 | 0 | 0 | 0 | 0 | 0 | |
| ***** | | | | | | | | | | | | | |
| CLAY CTY TOTAL | | 82 | 9 | 302 | 311 | 32 | 0 | 5 | 70 | 3 | 6 | 23 | |
| CHANGE | | 81 | 10 | 412 | 422 | 29 | 1 | 7 | 58 | 3 | 4 | 35 | |
| ***** | | | | | | | | | | | | | |
| RURAL | | 82 | 9 | 294 | 303 | 32 | 0 | 5 | 70 | 3 | 6 | 23 | |
| CHANGE | | 81 | 10 | 411 | 421 | 29 | 1 | 7 | 58 | 3 | 4 | 35 | |
| SHERIFF | | 82 | 0 | 154 | 154 | 4 | 0 | 2 | 66 | 0 | 0 | 13 | |
| CHANGE | | 81 | 0 | 171 | 171 | 11 | 0 | 1 | 58 | 0 | 0 | 14 | |
| STATE POLICE | | 82 | 9 | 140 | 149 | 28 | 0 | 3 | 4 | 3 | 5 | 10 | |
| CHANGE | | 81 | 10 | 242 | 250 | 18 | 1 | 6 | 0 | 4 | 0 | 21 | |
| MUNICIPAL | | 82 | 0 | 8 | 8 | 0 | 0 | 0 | 0 | 0 | 0 | 0 | |
| CHANGE | | 81 | 0 | 1 | 1 | 0 | 0 | 0 | 0 | 0 | 0 | 0 | |
| CLAY PD | | 82 | 0 | 8 | 8 | 0 | 0 | 0 | 0 | 0 | 0 | 0 | |
| CHANGE | | 81 | 0 | 7 | 7 | 0 | 0 | 0 | 0 | 0 | 0 | 0 | |
| ***** | | | | | | | | | | | | | |
| DODDRIDGE CTY TOTAL | | 82 | 15 | 172 | 187 | 13 | 2 | 0 | 34 | 2 | 1 | 41 | |
| CHANGE | | 81 | 13 | 175 | 188 | 29 | 0 | 2 | 11 | 0 | 10 | 25 | |
| ***** | | | | | | | | | | | | | |
| RURAL | | 82 | 12 | 172 | 184 | 13 | 2 | 0 | 34 | 2 | 1 | 41 | |
| CHANGE | | 81 | 7 | 143 | 150 | 27 | 0 | 2 | 11 | 0 | 5 | 16 | |
| SHERIFF | | 82 | 7 | 46 | 53 | 0 | 1 | 0 | 0 | 0 | 1 | 40 | |
| CHANGE | | 81 | 2 | 13 | 15 | 0 | 0 | 0 | 0 | 0 | 2 | 13 | |
| STATE POLICE | | 82 | 5 | 126 | 131 | 13 | 1 | 0 | 34 | 2 | 0 | 1 | |
| CHANGE | | 81 | 5 | 130 | 135 | 27 | 0 | 2 | 11 | 0 | 3 | 3 | |
| MUNICIPAL | | 82 | 3 | 22 | 25 | 0 | 0 | 0 | 0 | 0 | 3 | 0 | |
| CHANGE | | 81 | 6 | 32 | 38 | 2 | 0 | 0 | 0 | 0 | 5 | 0 | |
| WEST UNION PD | | 82 | 3 | 22 | 25 | 0 | 0 | 0 | 0 | 0 | 0 | 0 | |
| CHANGE | | 81 | 6 | 32 | 38 | 2 | 0 | 0 | 0 | 0 | 5 | 0 | |
| ***** | | | | | | | | | | | | | |
| FAYETTE CTY TOTAL | | 82 | 113 | 2118 | 2231 | 143 | 7 | 18 | 35 | 1 | 36 | 50 | |
| CHANGE | | 81 | 69 | 2087 | 2156 | 160 | 7 | 27 | 26 | 2 | 9 | 73 | |
| ***** | | | | | | | | | | | | | |
| RURAL | | 82 | 41 | 997 | 1038 | 89 | 7 | 17 | 35 | 1 | 30 | 42 | |
| CHANGE | | 81 | 23 | 993 | 1016 | 76 | 7 | 24 | 26 | 2 | 7 | 55 | |
| SHERIFF | | 82 | 11 | 611 | 622 | 61 | 1 | 8 | 28 | 1 | 12 | 3 | |
| CHANGE | | 81 | 4 | 592 | 596 | 52 | 6 | 10 | 25 | 2 | 6 | 32 | |
| STATE POLICE | | 82 | 30 | 386 | 416 | 28 | 6 | 9 | 7 | 0 | 18 | 0 | |
| CHANGE | | 81 | 19 | 401 | 420 | 24 | 1 | 14 | 1 | 0 | 1 | 19 | |
| | | 82 | 11 | 15- | 4- | 4 | 5 | 5- | 6 | 0 | 17 | 9 | |

| JAN THRU DEC 82-81 | | | PART II | | | | PAGE 10 | | ARRESTS BY CHARGE AND AGENCY TYPE | | DISORD | | VAGRANCY | | OTHER | | SUSPICION | | CURFEW | | RUN- | |
|--------------------|----|-----|---------|----------|----------|----------|----------|-----------|-----------------------------------|--------------|---------|-----|----------|-----|----------|---|-----------|---|--------|---|--------|-------|
| | | | COML | SEX | NARCOTIC | GAMBLING | FAMILY | BY CHARGE | AND | AGENCY TYPE | CONDUCT | | OFFENSES | | OFFENSES | | SUSPICION | | CURFEW | | LOITER | ANAYS |
| | | | VICE | OFFENSES | AND DRUG | | OFFENSES | UND INFL | LIQUOR | DRUNK-ENNESS | | | | | | | | | | | | |
| 00603 | 0 | 0 | 0 | 0 | 0 | 0 | 0 | 0 | 0 | 0 | 0 | 0 | 0 | 0 | 0 | 0 | 0 | 0 | 0 | 0 | 0 | |
| | 0 | 1- | 13- | 0 | 0 | 0 | 10- | 3- | 105- | 2- | 0 | 17- | 0 | 0 | 0 | 0 | 0 | 0 | 0 | 0 | 0 | |
| 00604 | 0 | 0 | 1 | 0 | 0 | 0 | 0 | 0 | 0 | 19 | 0 | 0 | 6 | 0 | 0 | 0 | 0 | 0 | 0 | 0 | 0 | |
| | 0 | 0 | 0 | 0 | 0 | 0 | 0 | 0 | 0 | 24 | 1 | 0 | 3 | 0 | 0 | 0 | 0 | 0 | 0 | 0 | 0 | |
| | 0 | 0 | 1+ | 0 | 0 | 0 | 0 | 0 | 0 | 5- | 1- | 0 | 3+ | 0 | 0 | 0 | 0 | 0 | 0 | 0 | 0 | |
| ***** | | | | | | | | | | | | | | | | | | | | | | |
| 007AL | 0 | 1 | 4 | 0 | 0 | 0 | 27 | 0 | 24 | 0 | 1 | 46 | 0 | 0 | 0 | 0 | 0 | 0 | 0 | 0 | 3 | |
| | 0 | 1+ | 0 | 0 | 0 | 0 | 18 | 0 | 45 | 0 | 0 | 15 | 0 | 0 | 0 | 0 | 0 | 0 | 0 | 0 | 2 | |
| | 0 | 0 | 0 | 0 | 0 | 0 | 9+ | 0 | 21- | 0 | 1+ | 31+ | 0 | 0 | 0 | 0 | 0 | 0 | 0 | 0 | 1+ | |
| ***** | | | | | | | | | | | | | | | | | | | | | | |
| 007RU | 0 | 1 | 4 | 0 | 0 | 0 | 27 | 0 | 23 | 0 | 1 | 46 | 0 | 0 | 0 | 0 | 0 | 0 | 0 | 0 | 3 | |
| | 0 | 0 | 4 | 0 | 0 | 0 | 18 | 0 | 42 | 0 | 0 | 15 | 0 | 0 | 0 | 0 | 0 | 0 | 0 | 0 | 2 | |
| | 0 | 1+ | 0 | 0 | 0 | 0 | 9+ | 0 | 19- | 0 | 1+ | 31+ | 0 | 0 | 0 | 0 | 0 | 0 | 0 | 0 | 1+ | |
| 00750 | 0 | 0 | 0 | 0 | 0 | 0 | 0 | 0 | 0 | 0 | 1 | 13 | 0 | 0 | 0 | 0 | 0 | 0 | 0 | 0 | 0 | |
| | 0 | 0 | 0 | 0 | 0 | 0 | 0 | 0 | 0 | 0 | 0 | 3 | 0 | 0 | 0 | 0 | 0 | 0 | 0 | 0 | 0 | |
| | 0 | 0 | 0 | 0 | 0 | 0 | 0 | 0 | 0 | 0 | 1+ | 10+ | 0 | 0 | 0 | 0 | 0 | 0 | 0 | 0 | 0 | |
| 0075P | 0 | 1 | 4 | 0 | 0 | 0 | 27 | 0 | 23 | 0 | 0 | 33 | 0 | 0 | 0 | 0 | 0 | 0 | 0 | 0 | 3 | |
| | 0 | 0 | 4 | 0 | 0 | 0 | 18 | 0 | 42 | 0 | 0 | 12 | 0 | 0 | 0 | 0 | 0 | 0 | 0 | 0 | 2 | |
| | 0 | 1+ | 0 | 0 | 0 | 0 | 9+ | 0 | 19- | 0 | 0 | 21+ | 0 | 0 | 0 | 0 | 0 | 0 | 0 | 0 | 1+ | |
| 007ZZ | 0 | 0 | 0 | 0 | 0 | 0 | 0 | 0 | 1 | 0 | 0 | 0 | 0 | 0 | 0 | 0 | 0 | 0 | 0 | 0 | 0 | |
| | 0 | 0 | 0 | 0 | 0 | 0 | 0 | 0 | 3 | 0 | 0 | 0 | 0 | 0 | 0 | 0 | 0 | 0 | 0 | 0 | 0 | |
| | 0 | 0 | 0 | 0 | 0 | 0 | 0 | 0 | 2+ | 0 | 0 | 0 | 0 | 0 | 0 | 0 | 0 | 0 | 0 | 0 | 0 | |
| 00701 | 0 | 0 | 0 | 0 | 0 | 0 | 0 | 0 | 1 | 0 | 0 | 0 | 0 | 0 | 0 | 0 | 0 | 0 | 0 | 0 | 0 | |
| | 0 | 0 | 0 | 0 | 0 | 0 | 0 | 0 | 3 | 0 | 0 | 0 | 0 | 0 | 0 | 0 | 0 | 0 | 0 | 0 | 0 | |
| | 0 | 0 | 0 | 0 | 0 | 0 | 0 | 0 | 2- | 0 | 0 | 0 | 0 | 0 | 0 | 0 | 0 | 0 | 0 | 0 | 0 | |
| ***** | | | | | | | | | | | | | | | | | | | | | | |
| 008AL | 1 | 2 | 6 | 0 | 2 | 24 | 1 | 76 | 0 | 0 | 60 | 0 | 0 | 0 | 0 | 0 | 0 | 0 | 0 | 0 | 0 | |
| | 0 | 3 | 11 | 0 | 3 | 34 | 0 | 145 | 0 | 1 | 88 | 0 | 0 | 0 | 0 | 0 | 0 | 0 | 0 | 0 | 0 | |
| | 1+ | 1- | 5- | 0 | 1- | 10- | 1+ | 69- | 0 | 1- | 28- | 0 | 0 | 0 | 0 | 0 | 0 | 0 | 0 | 0 | 0 | |
| ***** | | | | | | | | | | | | | | | | | | | | | | |
| 008RU | 1 | 2 | 6 | 0 | 2 | 24 | 1 | 68 | 0 | 0 | 60 | 0 | 0 | 0 | 0 | 0 | 0 | 0 | 0 | 0 | 0 | |
| | 0 | 3 | 11 | 0 | 3 | 34 | 0 | 144 | 0 | 1 | 88 | 0 | 0 | 0 | 0 | 0 | 0 | 0 | 0 | 0 | 0 | |
| | 1+ | 1- | 5- | 0 | 1- | 10- | 1+ | 76- | 0 | 1- | 28- | 0 | 0 | 0 | 0 | 0 | 0 | 0 | 0 | 0 | 0 | |
| 00850 | 0 | 1 | 0 | 0 | 0 | 6 | 0 | 21 | 0 | 0 | 41 | 0 | 0 | 0 | 0 | 0 | 0 | 0 | 0 | 0 | 0 | |
| | 0 | 0 | 1 | 0 | 0 | 7 | 0 | 34 | 0 | 1 | 44 | 0 | 0 | 0 | 0 | 0 | 0 | 0 | 0 | 0 | 0 | |
| | 0 | 1+ | 1- | 0 | 0 | 1- | 0 | 13- | 0 | 1- | 3- | 0 | 0 | 0 | 0 | 0 | 0 | 0 | 0 | 0 | 0 | |
| 0085P | 1 | 1 | 6 | 0 | 2 | 18 | 1 | 47 | 0 | 0 | 19 | 0 | 0 | 0 | 0 | 0 | 0 | 0 | 0 | 0 | 0 | |
| | 0 | 3 | 10 | 0 | 3 | 27 | 0 | 110 | 0 | 0 | 44 | 0 | 0 | 0 | 0 | 0 | 0 | 0 | 0 | 0 | 0 | |
| | 1+ | 2- | 4- | 0 | 1- | 9- | 1+ | 63- | 0 | 0 | 25- | 0 | 0 | 0 | 0 | 0 | 0 | 0 | 0 | 0 | 0 | |
| 008ZZ | 0 | 0 | 0 | 0 | 0 | 0 | 0 | 8 | 0 | 0 | 0 | 0 | 0 | 0 | 0 | 0 | 0 | 0 | 0 | 0 | 0 | |
| | 0 | 0 | 0 | 0 | 0 | 0 | 0 | 1 | 0 | 0 | 0 | 0 | 0 | 0 | 0 | 0 | 0 | 0 | 0 | 0 | 0 | |
| | 0 | 0 | 0 | 0 | 0 | 0 | 0 | 7+ | 0 | 0 | 0 | 0 | 0 | 0 | 0 | 0 | 0 | 0 | 0 | 0 | 0 | |
| 00801 | 0 | 0 | 0 | 0 | 0 | 0 | 0 | 8 | 0 | 0 | 0 | 0 | 0 | 0 | 0 | 0 | 0 | 0 | 0 | 0 | 0 | |
| | 0 | 0 | 0 | 0 | 0 | 0 | 0 | 1 | 0 | 0 | 0 | 0 | 0 | 0 | 0 | 0 | 0 | 0 | 0 | 0 | 0 | |
| | 0 | 0 | 0 | 0 | 0 | 0 | 0 | 7+ | 0 | 0 | 0 | 0 | 0 | 0 | 0 | 0 | 0 | 0 | 0 | 0 | 0 | |
| ***** | | | | | | | | | | | | | | | | | | | | | | |
| 009AL | 0 | 1 | 4 | 0 | 2 | 10 | 0 | 53 | 0 | 0 | 41 | 0 | 0 | 0 | 0 | 0 | 0 | 0 | 0 | 0 | 0 | |
| | 0 | 0 | 2 | 0 | 4 | 7 | 0 | 66 | 1 | 0 | 37 | 0 | 0 | 0 | 0 | 0 | 0 | 0 | 0 | 0 | 0 | |
| | 0 | 1+ | 2+ | 0 | 2- | 3+ | 0 | 13- | 1- | 0 | 4+ | 0 | 0 | 0 | 0 | 0 | 0 | 0 | 0 | 0 | 0 | |
| ***** | | | | | | | | | | | | | | | | | | | | | | |
| 009RU | 0 | 1 | 4 | 0 | 2 | 10 | 0 | 31 | 0 | 0 | 41 | 0 | 0 | 0 | 0 | 0 | 0 | 0 | 0 | 0 | 2 | |
| | 0 | 0 | 1 | 0 | 4 | 7 | 0 | 37 | 0 | 0 | 37 | 0 | 0 | 0 | 0 | 0 | 0 | 0 | 0 | 0 | 3 | |
| | 0 | 1+ | 3+ | 0 | 2- | 3+ | 0 | 6- | 0 | 0 | 4+ | 0 | 0 | 0 | 0 | 0 | 0 | 0 | 0 | 0 | 1- | |
| 00950 | 0 | 0 | 0 | 0 | 0 | 0 | 0 | 0 | 0 | 0 | 10 | 0 | 0 | 0 | 0 | 0 | 0 | 0 | 0 | 0 | 1 | |
| | 0 | 0 | 0 | 0 | 0 | 0 | 0 | 0 | 0 | 0 | 0 | 0 | 0 | 0 | 0 | 0 | 0 | 0 | 0 | 0 | 0 | |
| | 0 | 0 | 0 | 0 | 0 | 0 | 0 | 0 | 0 | 0 | 10+ | 0 | 0 | 0 | 0 | 0 | 0 | 0 | 0 | 0 | 1+ | |
| 0095P | 0 | 1 | 4 | 0 | 2 | 10 | 0 | 31 | 0 | 0 | 31 | 0 | 0 | 0 | 0 | 0 | 0 | 0 | 0 | 0 | 1 | |
| | 0 | 0 | 1 | 0 | 4 | 7 | 0 | 37 | 0 | 0 | 37 | 0 | 0 | 0 | 0 | 0 | 0 | 0 | 0 | 0 | 3 | |
| | 0 | 1+ | 3+ | 0 | 2- | 3+ | 0 | 6- | 0 | 0 | 6- | 0 | 0 | 0 | 0 | 0 | 0 | 0 | 0 | 0 | 2- | |
| 009ZZ | 0 | 0 | 0 | 0 | 0 | 0 | 0 | 22 | 0 | 0 | 0 | 0 | 0 | 0 | 0 | 0 | 0 | 0 | 0 | 0 | 0 | |
| | 0 | 0 | 1 | 0 | 0 | 0 | 0 | 29 | 1 | 0 | 0 | 0 | 0 | 0 | 0 | 0 | 0 | 0 | 0 | 0 | 0 | |
| | 0 | 0 | 1- | 0 | 0 | 0 | 0 | 7- | 1- | 0 | 0 | 0 | 0 | 0 | 0 | 0 | 0 | 0 | 0 | 0 | 0 | |
| 00901 | 0 | 0 | 0 | 0 | 0 | 0 | 0 | 22 | 0 | 0 | 0 | 0 | 0 | 0 | 0 | 0 | 0 | 0 | 0 | 0 | 0 | |
| | 0 | 0 | 1- | 0 | 0 | 0 | 0 | 29 | 1 | 0 | 0 | 0 | 0 | 0 | 0 | 0 | 0 | 0 | 0 | 0 | 0 | |
| | 0 | 0 | 0 | 0 | 0 | 0 | 0 | 7- | 1- | 0 | 0 | 0 | 0 | 0 | 0 | 0 | 0 | 0 | 0 | 0 | 0 | |
| ***** | | | | | | | | | | | | | | | | | | | | | | |
| 010AL | 1 | 16 | 158 | 35 | 45 | 404 | 5 | 991 | 68 | 0 | 139 | 0 | 14 | 24 | 0 | 0 | 0 | 0 | 0 | 0 | 0 | |
| | 0 | 3 | 192 | 0 | 17 | 317 | 2 | 1116 | 43 | 2 | 119 | 0 | 14 | 12 | 0 | 0 | 0 | 0 | 0 | 0 | 0 | |
| | 1+ | 13+ | 34- | 35+ | 28+ | 87+ | 0 | 125- | 2- | 2- | 20+ | 0 | 14+ | 12+ | 0 | 0 | 0 | 0 | 0 | 0 | 0 | |
| ***** | | | | | | | | | | | | | | | | | | | | | | |
| 010RU | 1 | 7 | 115 | 29 | 44 | 185 | 4 | 331 | 0 | 0 | 81 | 0 | 0 | 17 | 0 | 0 | 0 | 0 | 0 | 0 | 0 | |
| | 0 | 0 | 153 | 0 | 37 | 143 | 1 | 432 | 0 | 1 | 60 | 0 | 0 | 4 | 0 | 0 | 0 | 0 | 0 | 0 | 0 | |
| | 1+ | 7+ | 38- | 29+ | 27+ | 42+ | 3+ | 101- | 0 | 1- | 21+ | 0 | 0 | 13+ | 0 | 0 | 0 | 0 | 0 | 0 | 0 | |
| 01050 | 1 | 2 | 101 | 4 | 43 | 122 | 2 | 165 | 0 | 0 | 36 | 0 | 0 | 0 | 0 | 0 | 0 | 0 | 0 | 0 | 0 | |
| | 0 | 0 | 130 | 0 | 17 | 80 | 0 | 194 | 0 | 1 | 30 | 0 | 0 | 0 | 0 | 0 | 0 | 0 | 0 | 0 | 0 | |
| | 1+ | 2+ | 29- | 4+ | 26+ | 42+ | 2+ | 29- | 0 | 1- | 6+ | 0 | 0 | 0 | 0 | 0 | 0 | 0 | 0 | 0 | 0 | |
| 0105P | 0 | 5 | 14 | 25 | 1 | 63 | 2 | 166 | 0 | 0 | 45 | 0 | 0 | 17 | 0 | 0 | 0 | 0 | 0 | 0 | 0 | |
| | 0 | 0 | 23 | 0 | 0 | 63 | 1 | 238 | 0 | 0 | 30 | 0 | 0 | 0 | 0 | 0 | 0 | 0 | 0 | 0 | 0 | |
| | 0 | 5+ | 9- | 25+ | 1+ | 0 | 1+ | 72- | 0 | 0 | 15+ | 0 | 0 | 13+ | 0 | 0 | 0 | 0 | 0 | 0 | 0 | |

| JAN THRU DEC 82-81 | | PART II ARRESTS BY CHARGE AND AGENCY TYPE | | | | | | | | | | | | | PAGE 13 | |
|-----------------------|--|---|----|--------|------|-------|---|----------------|----|-------|---------|-------|----------|-----------------|---------|-----------------|
| | | JUVENILE | | ADULTS | | TOTAL | | OTHER ASSAULTS | | ARSON | FORGERY | FRAUD | EMBEZZLE | STOLEN PROPERTY | VANDAL | ILLEGAL WEAPONS |
| MUNICIPAL | | 82 | 72 | 1121 | 1193 | 54 | 0 | 1 | 0 | 0 | 0 | 0 | 0 | 6 | 38 | 2 |
| CHANGE | | 81 | 46 | 1094 | 1140 | 84 | 0 | 3 | 0 | 0 | 0 | 0 | 0 | 2 | 18 | 10 |
| ANSTED PD | | 82 | 6 | 78 | 84 | 9 | 0 | 0 | 0 | 0 | 0 | 0 | 0 | 1 | 2 | 1 |
| CHANGE | | 81 | 0 | 3 | 3 | 1 | 0 | 0 | 0 | 0 | 0 | 0 | 0 | 0 | 0 | 0 |
| FAYETTEVILLE PD | | 82 | 0 | 47 | 47 | 3 | 0 | 0 | 0 | 0 | 0 | 0 | 0 | 0 | 0 | 3 |
| CHANGE | | 81 | 3 | 62 | 65 | 3 | 0 | 0 | 0 | 0 | 0 | 0 | 0 | 0 | 0 | 0 |
| MONTGOMERY PD | | 82 | 10 | 468 | 478 | 28 | 0 | 0 | 0 | 0 | 0 | 0 | 0 | 1 | 15 | 5 |
| CHANGE | | 81 | 27 | 569 | 596 | 79 | 0 | 3 | 0 | 0 | 0 | 0 | 0 | 0 | 15 | 14 |
| MOUNT HOPE PD | | 82 | 10 | 90 | 100 | 5 | 0 | 0 | 0 | 0 | 0 | 0 | 0 | 1 | 0 | 0 |
| CHANGE | | 81 | 0 | 75 | 75 | 3 | 0 | 0 | 0 | 0 | 0 | 0 | 0 | 0 | 0 | 1 |
| OAK HILL PD | | 82 | 43 | 337 | 380 | 6 | 0 | 0 | 0 | 0 | 0 | 0 | 0 | 2 | 0 | 0 |
| CHANGE | | 81 | 14 | 338 | 352 | 1 | 0 | 0 | 0 | 0 | 0 | 0 | 0 | 0 | 0 | 0 |
| MEADOW BRIDGE PD | | 82 | 0 | 1 | 1 | 0 | 0 | 0 | 0 | 0 | 0 | 0 | 0 | 0 | 0 | 0 |
| CHANGE | | 81 | 2 | 6 | 8 | 0 | 0 | 0 | 0 | 0 | 0 | 0 | 0 | 0 | 0 | 0 |
| SMITHERS PD | | 82 | 2 | 61 | 63 | 1 | 0 | 0 | 0 | 0 | 0 | 0 | 0 | 1 | 21 | 0 |
| CHANGE | | 81 | 0 | 49 | 49 | 1 | 0 | 0 | 0 | 0 | 0 | 0 | 0 | 0 | 21 | 0 |
| PAX PD | | 82 | 0 | 12 | 12 | 0 | 0 | 0 | 0 | 0 | 0 | 0 | 0 | 0 | 0 | 0 |
| CHANGE | | 81 | 0 | 0 | 0 | 0 | 0 | 0 | 0 | 0 | 0 | 0 | 0 | 0 | 0 | 0 |
| W VA TECH SECURITY | | 82 | 0 | 4 | 4 | 0 | 0 | 0 | 0 | 0 | 0 | 0 | 0 | 1 | 3 | 0 |
| CHANGE | | 81 | 0 | 10 | 10 | 0 | 0 | 0 | 0 | 0 | 0 | 0 | 0 | 0 | 0 | 0 |
| GAULEY BRIDGE PD | | 82 | 1 | 23 | 24 | 2 | 0 | 0 | 0 | 0 | 0 | 0 | 0 | 0 | 0 | 2 |
| CHANGE | | 81 | 0 | 19 | 19 | 0 | 0 | 0 | 0 | 0 | 0 | 0 | 0 | 0 | 0 | 0 |
| GILMER CTY TOTAL | | 82 | 6 | 295 | 301 | 18 | 2 | 1 | 2 | 0 | 0 | 0 | 0 | 2 | 0 | 46 |
| CHANGE | | 81 | 0 | 342 | 348 | 6 | 0 | 0 | 3 | 0 | 0 | 0 | 0 | 1 | 2 | 23 |
| RURAL | | 82 | 5 | 96 | 101 | 4 | 2 | 1 | 2 | 0 | 0 | 0 | 0 | 1 | 0 | 40 |
| CHANGE | | 81 | 1 | 76 | 82 | 2 | 2 | 0 | 0 | 0 | 0 | 0 | 0 | 0 | 0 | 17 |
| SHERIFF | | 82 | 2 | 45 | 47 | 2 | 0 | 0 | 0 | 0 | 0 | 0 | 0 | 0 | 0 | 23 |
| CHANGE | | 81 | 5 | 46 | 51 | 1 | 0 | 0 | 0 | 0 | 0 | 0 | 0 | 1 | 0 | 14 |
| STATE POLICE | | 82 | 3 | 51 | 54 | 2 | 2 | 1 | 2 | 0 | 0 | 0 | 0 | 1 | 0 | 3 |
| CHANGE | | 81 | 1 | 30 | 31 | 1 | 0 | 0 | 0 | 0 | 0 | 0 | 0 | 0 | 0 | 0 |
| MUNICIPAL | | 82 | 1 | 199 | 200 | 14 | 0 | 0 | 0 | 0 | 0 | 0 | 0 | 1 | 2 | 6 |
| CHANGE | | 81 | 0 | 67 | 67 | 10 | 0 | 0 | 1 | 0 | 0 | 0 | 0 | 0 | 0 | 0 |
| GLENVILLE PD | | 82 | 1 | 193 | 194 | 14 | 0 | 0 | 0 | 0 | 0 | 0 | 0 | 1 | 0 | 6 |
| CHANGE | | 81 | 0 | 257 | 257 | 11 | 0 | 0 | 0 | 0 | 0 | 0 | 0 | 0 | 0 | 0 |
| GLENVILLE ST SECURITY | | 82 | 0 | 6 | 6 | 0 | 0 | 0 | 0 | 0 | 0 | 0 | 0 | 0 | 0 | 0 |
| CHANGE | | 81 | 0 | 9 | 9 | 1 | 0 | 0 | 0 | 0 | 0 | 0 | 0 | 0 | 0 | 0 |
| GRANT CTY TOTAL | | 82 | 10 | 141 | 151 | 4 | 0 | 1 | 1 | 0 | 0 | 0 | 0 | 6 | 3 | 35 |
| CHANGE | | 81 | 8 | 191 | 199 | 9 | 0 | 0 | 16 | 0 | 0 | 0 | 0 | 0 | 5 | 41 |
| RURAL | | 82 | 4 | 73 | 77 | 4 | 0 | 1 | 1 | 0 | 0 | 0 | 0 | 6 | 3 | 35 |
| CHANGE | | 81 | 5 | 108 | 113 | 7 | 0 | 0 | 15 | 0 | 0 | 0 | 0 | 0 | 1 | 41 |
| SHERIFF | | 82 | 4 | 48 | 52 | 1 | 0 | 0 | 0 | 0 | 0 | 0 | 0 | 3 | 1 | 35 |
| CHANGE | | 81 | 5 | 61 | 66 | 5 | 0 | 0 | 0 | 0 | 0 | 0 | 0 | 3 | 1 | 39 |
| STATE POLICE | | 82 | 0 | 25 | 25 | 3 | 0 | 1 | 1 | 0 | 0 | 0 | 0 | 3 | 2 | 0 |
| CHANGE | | 81 | 0 | 47 | 47 | 2 | 0 | 0 | 15 | 0 | 0 | 0 | 0 | 0 | 2 | 2 |
| MUNICIPAL | | 82 | 6 | 68 | 74 | 0 | 0 | 0 | 0 | 0 | 0 | 0 | 0 | 0 | 1 | 0 |
| CHANGE | | 81 | 3 | 83 | 86 | 2 | 0 | 0 | 0 | 0 | 0 | 0 | 0 | 0 | 0 | 0 |
| PETERSBURG PD | | 82 | 3 | 68 | 71 | 0 | 0 | 0 | 0 | 0 | 0 | 0 | 0 | 0 | 0 | 0 |
| CHANGE | | 81 | 0 | 77 | 77 | 0 | 0 | 0 | 0 | 0 | 0 | 0 | 0 | 0 | 1 | 0 |
| BAYARD PD | | 82 | 3 | 0 | 3 | 0 | 0 | 0 | 0 | 0 | 0 | 0 | 0 | 0 | 0 | 0 |
| CHANGE | | 81 | 0 | 6 | 6 | 2 | 0 | 0 | 0 | 0 | 0 | 0 | 0 | 0 | 0 | 0 |
| GREENBRIER CTY TOTAL | | 82 | 20 | 1061 | 1081 | 44 | 0 | 11 | 2 | 0 | 0 | 0 | 0 | 8 | 5 | 57 |
| CHANGE | | 81 | 28 | 1224 | 1252 | 13 | 1 | 10 | 0 | 0 | 0 | 0 | 0 | 2 | 4 | 52 |

| JAN THRU DEC 82-81 | | PART II ARRESTS BY CHARGE AND AGENCY TYPE | | | | | | | | | | | | | PAGE 14 | |
|--------------------|--------------|---|----------|-----------------|------------|-------------|--------------|----------------|----------|----------------|-----------|---------------|-----------|--|---------|--|
| COML VICE | SEX OFFENSES | NARCOTIC AND DRUG | GAMBLING | FAMILY OFFENSES | CHARGE UND | LIQUOR LAWS | DRUNK-ENNESS | DISORD CONDUCT | VAGRANCY | OTHER OFFENSES | SUSPICION | CURFEW LOITER | RUN-AWAYS | | | |
| 010ZZ | 0 | 9 | 43 | 6 | 1 | 219 | 1 | 660 | 68 | 0 | 53 | 0 | 7 | | | |
| | 0 | 3 | 37 | 0 | 0 | 174 | 4 | 684 | 43 | 1 | 59 | 0 | 8 | | | |
| | 0 | 6+ | 4+ | 6+ | 1+ | 45+ | 3- | 24- | 25+ | 1- | 1- | 14+ | 1- | | | |
| 01001 | 0 | 0 | 0 | 0 | 1 | 33 | 0 | 31 | 1 | 0 | 4 | 0 | 1 | | | |
| | 0 | 0 | 0 | 0 | 0 | 0 | 0 | 2 | 0 | 0 | 0 | 0 | 0 | | | |
| | 0 | 0 | 0 | 0 | 1+ | 33+ | 0 | 29+ | 1+ | 0 | 4+ | 0 | 1+ | | | |
| 01002 | 0 | 0 | 0 | 0 | 0 | 21 | 0 | 23 | 0 | 0 | 0 | 0 | 0 | | | |
| | 0 | 0 | 1 | 0 | 0 | 21 | 0 | 39 | 0 | 1 | 0 | 0 | 0 | | | |
| | 0 | 0 | 1- | 0 | 0 | 0 | 0 | 16- | 0 | 1- | 0 | 0 | 0 | | | |
| 01003 | 0 | 9 | 39 | 0 | 0 | 42 | 1 | 255 | 64 | 0 | 18 | 0 | 1 | | | |
| | 0 | 3 | 37 | 0 | 0 | 30 | 3 | 308 | 42 | 0 | 53 | 0 | 8 | | | |
| | 0 | 6+ | 2+ | 0 | 0 | 12+ | 2- | 53- | 22+ | 0 | 35- | 0 | 7- | | | |
| 01004 | 0 | 0 | 1 | 0 | 0 | 21 | 0 | 45 | 0 | 0 | 25 | 0 | 2 | | | |
| | 0 | 0 | 0 | 0 | 0 | 20 | 0 | 47 | 1 | 0 | 3 | 0 | 0 | | | |
| | 0 | 0 | 1+ | 0 | 0 | 1+ | 0 | 2- | 1- | 0 | 22+ | 0 | 2+ | | | |
| 01005 | 0 | 0 | 0 | 2 | 0 | 87 | 0 | 264 | 0 | 0 | 2 | 0 | 2 | | | |
| | 0 | 0 | 1 | 0 | 0 | 94 | 0 | 253 | 0 | 0 | 3 | 14 | 0 | | | |
| | 0 | 0 | 1- | 2+ | 0 | 7- | 0 | 11+ | 0 | 0 | 1- | 14+ | 2+ | | | |
| 01006 | 0 | 0 | 0 | 0 | 0 | 0 | 0 | 1 | 0 | 0 | 0 | 0 | 0 | | | |
| | 0 | 0 | 0 | 0 | 0 | 0 | 0 | 8 | 0 | 0 | 0 | 0 | 0 | | | |
| | 0 | 0 | 0 | 0 | 0 | 0 | 0 | 7- | 0 | 0 | 0 | 0 | 0 | | | |
| 01007 | 0 | 0 | 0 | 0 | 0 | 7 | 0 | 21 | 2 | 0 | 9 | 0 | 1 | | | |
| | 0 | 0 | 0 | 0 | 0 | 0 | 0 | 12 | 0 | 0 | 0 | 0 | 0 | | | |
| | 0 | 0 | 0 | 0 | 0 | 7+ | 0 | 9+ | 2+ | 0 | 9+ | 0 | 1+ | | | |
| 01008 | 0 | 0 | 0 | 0 | 0 | 4 | 0 | 3 | 1 | 0 | 0 | 0 | 0 | | | |
| | 0 | 0 | 0 | 0 | 0 | 0 | 0 | 0 | 0 | 0 | 0 | 0 | 0 | | | |
| | 0 | 0 | 0 | 4+ | 0 | 4+ | 0 | 3+ | 1+ | 0 | 0 | 0 | 0 | | | |
| 01009 | 0 | 0 | 0 | 0 | 0 | 0 | 0 | 4 | 0 | 0 | 0 | 0 | 0 | | | |
| | 0 | 0 | 0 | 0 | 0 | 0 | 0 | 5 | 0 | 0 | 0 | 0 | 0 | | | |
| | 0 | 0 | 0 | 0 | 0 | 0 | 1- | 1- | 0 | 0 | 0 | 0 | 0 | | | |
| 01011 | 0 | 0 | 3 | 0 | 0 | 4 | 0 | 13 | 0 | 0 | 0 | 0 | 0 | | | |
| | 0 | 0 | 0 | 0 | 0 | 9 | 0 | 10 | 0 | 0 | 0 | 0 | 0 | | | |
| | 0 | 0 | 3+ | 0 | 0 | 5- | 0 | 3+ | 0 | 0 | 0 | 0 | 0 | | | |
| ***** | | | | | | | | | | | | | | | | |
| 011AL | 0 | 2 | 5 | 0 | 0 | 22 | 1 | 167 | 11 | 0 | 22 | 0 | 0 | | | |
| | 0 | 1 | 2 | 0 | 0 | 30 | 0 | 254 | 2 | 0 | 21 | 0 | 1 | | | |
| | 0 | 1+ | 3+ | 0 | 2- | 8- | 1+ | 87- | 9+ | 0 | 1+ | 0 | 1- | | | |
| ***** | | | | | | | | | | | | | | | | |
| 011RU | 0 | 1 | 1 | 0 | 0 | 13 | 0 | 23 | 0 | 0 | 13 | 0 | 0 | | | |
| | 0 | 1 | 2 | 0 | 2 | 16 | 0 | 22 | 0 | 0 | 10 | 0 | 1 | | | |
| | 0 | 0 | 1- | 0 | 2- | 3- | 0 | 1+ | 0 | 0 | 3+ | 0 | 1- | | | |
| 011SO | 0 | 0 | 0 | 0 | 0 | 3 | 0 | 2 | 0 | 0 | 3 | 0 | 0 | | | |
| | 0 | 0 | 1 | 0 | 2- | 5 | 0 | 14 | 0 | 0 | 4 | 0 | 0 | | | |
| | 0 | 0 | 1- | 0 | 2- | 2- | 0 | 12- | 0 | 0 | 1- | 0 | 0 | | | |
| 011SP | 0 | 1 | 1 | 0 | 0 | 10 | 0 | 21 | 0 | 0 | 10 | 0 | 0 | | | |
| | 0 | 1 | 1 | 0 | 0 | 11 | 0 | 0 | 0 | 0 | 6 | 0 | 1 | | | |
| | 0 | 0 | 0 | 0 | 0 | 1- | 0 | 13+ | 0 | 0 | 4+ | 0 | 1- | | | |
| 011ZZ | 0 | 1 | 4 | 0 | 0 | 9 | 1 | 144 | 11 | 0 | 9 | 0 | 0 | | | |
| | 0 | 0 | 0 | 0 | 0 | 14 | 0 | 232 | 12 | 0 | 11 | 0 | 0 | | | |
| | 0 | 1+ | 4+ | 0 | 0 | 5- | 1+ | 88- | 9+ | 0 | 2- | 0 | 0 | | | |
| 01101 | 0 | 1 | 4 | 0 | 0 | 9 | 1 | 141 | 11 | 0 | 6 | 0 | 0 | | | |
| | 0 | 0 | 0 | 0 | 0 | 14 | 0 | 231 | 12 | 0 | 7 | 0 | 0 | | | |
| | 0 | 1+ | 4+ | 0 | 0 | 5- | 1+ | 90- | 9+ | 0 | 1- | 0 | 0 | | | |
| 01102 | 0 | 0 | 0 | 0 | 0 | 0 | 0 | 3 | 0 | 0 | 3 | 0 | 0 | | | |
| | 0 | 0 | 0 | 0 | 0 | 0 | 0 | 1 | 0 | 0 | 4 | 0 | 0 | | | |
| | 0 | 0 | 0 | 0 | 0 | 0 | 0 | 2+ | 0 | 0 | 1- | 0 | 0 | | | |
| ***** | | | | | | | | | | | | | | | | |
| 012AL | 0 | 1 | 3 | 0 | 0 | 28 | 0 | 53 | 3 | 0 | 13 | 0 | 0 | | | |
| | 0 | 1 | 10 | 0 | 4 | 39 | 0 | 59 | 9 | 0 | 4 | 0 | 2 | | | |
| | 0 | 0 | 7- | 0 | 4- | 11- | 0 | 6- | 6- | 0 | 9+ | 0 | 2- | | | |
| ***** | | | | | | | | | | | | | | | | |
| 012RU | 0 | 1 | 1 | 0 | 0 | 6 | 0 | 10 | 0 | 0 | 9 | 0 | 0 | | | |
| | 0 | 1 | 4 | 0 | 4- | 15 | 0 | 13 | 2 | 0 | 4 | 0 | 2 | | | |
| | 0 | 0 | 3- | 0 | 4- | 9- | 0 | 3- | 2- | 0 | 5+ | 0 | 2- | | | |
| 012SO | 0 | 0 | 0 | 0 | 0 | 1 | 0 | 4 | 0 | 0 | 7 | 0 | 0 | | | |
| | 0 | 0 | 1 | 0 | 4 | 2 | 0 | 7 | 0 | 0 | 4 | 0 | 0 | | | |
| | 0 | 0 | 1- | 0 | 4- | 1- | 0 | 3- | 2- | 0 | 3+ | 0 | 2- | | | |
| 012SP | 0 | 1 | 1 | 0 | 0 | 5 | 0 | 6 | 0 | 0 | 2 | 0 | 0 | | | |
| | 0 | 1 | 3 | 0 | 0 | 13 | 0 | 6 | 0 | 0 | 0 | 0 | 0 | | | |
| | 0 | 0 | 2- | 0 | 0 | 8- | 0 | 0 | 0 | 0 | 2+ | 0 | 0 | | | |
| 012ZZ | 0 | 0 | 2 | 0 | 0 | 22 | 0 | 43 | 3 | 0 | 4 | 0 | 0 | | | |
| | 0 | 0 | 6 | 0 | 0 | 24 | 0 | 46 | 7 | 0 | 0 | 0 | 0 | | | |
| | 0 | 0 | 4- | 0 | 0 | 2- | 0 | 3- | 4- | 0 | 4+ | 0 | 0 | | | |
| 01201 | 0 | 0 | 2 | 0 | 0 | 22 | 0 | 43 | 3 | 0 | 1 | 0 | 0 | | | |
| | 0 | 0 | 5 | 0 | 0 | 23 | 0 | 45 | 6 | 0 | 0 | 0 | 0 | | | |
| | 0 | 0 | 3- | 0 | 0 | 1- | 0 | 2- | 3- | 0 | 1+ | 0 | 0 | | | |
| 01203 | 0 | 0 | 0 | 0 | 0 | 0 | 0 | 0 | 0 | 0 | 3 | 0 | 0 | | | |
| | 0 | 0 | 1 | 0 | 0 | 1 | 0 | 1 | 1 | 0 | 0 | 0 | 0 | | | |
| | 0 | 0 | 1- | 0 | 0 | 1- | 0 | 1- | 1- | 0 | 3+ | 0 | 0 | | | |
| ***** | | | | | | | | | | | | | | | | |
| 013AL | 0 | 2 | 62 | 0 | 1 | 232 | 5 | 567 | 15 | 1 | 68 | 0 | 0 | | | |
| | 0 | 1 | 67 | 0 | 10 | 239 | 16 | 675 | 14 | 0 | 149 | 0 | 2 | | | |
| | 0 | 1+ | 5- | 0 | 9- | 7- | 11- | 108- | 11+ | 1+ | 81- | 0 | 1- | | | |

| JAN THRU DEC 82-81 | | | | | | | | | | | |
|--|-----|------|------|------|-----|-----|-----|-----|----|-----|-----|
| PART II ARRESTS BY CHARGE AND AGENCY TYPE | | | | | | | | | | | |
| JUVENILE ADULTS GRAND TOTAL OTHER ASSAULTS ARSON FORGERY FRAUD EMBEZZLE STOLEN PROPERTY VANDAL ILLEGAL WEAPONS | | | | | | | | | | | |
| ***** | | | | | | | | | | | |
| RURAL | 82 | 7 | 516 | 523 | 41 | 0 | 10 | 1 | 0 | 8 | 46 |
| 81 | 11 | 712 | 723 | 8 | 0 | 9 | 0 | 2 | 1 | 58 | |
| CHANGE | 4- | 196- | 200- | 33+ | 0 | 1+ | 1+ | 0 | 6+ | 12- | |
| SHERIFF | 82 | 5 | 362 | 367 | 41 | 0 | 2 | 0 | 0 | 6 | 45 |
| 81 | 5 | 477 | 482 | 6 | 0 | 3 | 0 | 0 | 0 | 56 | |
| CHANGE | 0 | 115- | 115- | 35+ | 0 | 1- | 0 | 0 | 6+ | 11- | |
| STATE POLICE | 82 | 2 | 154 | 156 | 0 | 0 | 8 | 1 | 0 | 2 | 1 |
| 81 | 6 | 235 | 241 | 2 | 0 | 6 | 0 | 0 | 2 | 2 | |
| CHANGE | 4- | 81- | 85- | 2- | 0 | 2+ | 1+ | 0 | 1- | 1- | |
| MUNICIPAL | 82 | 13 | 545 | 558 | 3 | 0 | 1 | 1 | 0 | 4 | 11 |
| 81 | 17 | 512 | 529 | 5 | 0 | 1 | 0 | 0 | 3 | 11 | |
| CHANGE | 4- | 33+ | 29+ | 2- | 1- | 0 | 1+ | 0 | 0 | 11+ | |
| LEWISBURG PD | 82 | 8 | 213 | 221 | 2 | 0 | 1 | 1 | 0 | 3 | 9 |
| 81 | 8 | 115 | 123 | 5 | 1 | 1 | 0 | 0 | 0 | 0 | |
| CHANGE | 0 | 98+ | 98+ | 3- | 1- | 0 | 1+ | 0 | 3+ | 7 | |
| RAINELLE PD | 82 | 0 | 84 | 84 | 0 | 0 | 0 | 0 | 0 | 0 | 0 |
| 81 | 0 | 122 | 122 | 0 | 0 | 0 | 0 | 0 | 0 | 0 | |
| CHANGE | 0 | 38- | 38- | 0 | 0 | 0 | 0 | 0 | 0 | 0 | |
| RONCEVERTE PD | 82 | 4 | 153 | 157 | 0 | 0 | 0 | 0 | 0 | 1 | 2 |
| 81 | 9 | 188 | 197 | 0 | 0 | 0 | 0 | 0 | 3 | 2 | |
| CHANGE | 5- | 35- | 40- | 0 | 0 | 0 | 0 | 0 | 2- | 2+ | |
| WHITE SULPHUR SPRINGS PD | 82 | 1 | 95 | 96 | 1 | 0 | 0 | 0 | 0 | 0 | 0 |
| 81 | 0 | 87 | 87 | 0 | 0 | 0 | 0 | 0 | 0 | 0 | |
| CHANGE | 1+ | 8+ | 9+ | 1+ | 0 | 0 | 0 | 0 | 0 | 0 | |
| QUINWOOD PD | 82 | 0 | 0 | 0 | 0 | 0 | 0 | 0 | 0 | 0 | 0 |
| 81 | 0 | 0 | 0 | 0 | 0 | 0 | 0 | 0 | 0 | 0 | |
| CHANGE | 0 | 0 | 0 | 0 | 0 | 0 | 0 | 0 | 0 | 0 | |
| RUPERT PD | 82 | 0 | 0 | 0 | 0 | 0 | 0 | 0 | 0 | 0 | 0 |
| 81 | 0 | 0 | 0 | 0 | 0 | 0 | 0 | 0 | 0 | 0 | |
| CHANGE | 0 | 0 | 0 | 0 | 0 | 0 | 0 | 0 | 0 | 0 | |
| ***** | | | | | | | | | | | |
| HAMPSHIRE CTY TOTAL | 82 | 22 | 411 | 433 | 38 | 7 | 17 | 59 | 2 | 5 | 70 |
| 81 | 25 | 419 | 444 | 49 | 8 | 2 | 74 | 0 | 13 | 71 | |
| CHANGE | 3- | 8- | 11- | 11- | 1- | 15+ | 15- | 2+ | 5+ | 8- | 11- |
| ***** | | | | | | | | | | | |
| RURAL | 82 | 21 | 374 | 395 | 38 | 7 | 17 | 59 | 2 | 5 | 60 |
| 81 | 23 | 362 | 385 | 49 | 7 | 2 | 74 | 0 | 13 | 71 | |
| CHANGE | 2- | 12+ | 10+ | 11- | 0 | 15+ | 15- | 2+ | 5+ | 6- | 11- |
| SHERIFF | 82 | 18 | 200 | 218 | 15 | 1 | 0 | 53 | 0 | 0 | 54 |
| 81 | 10 | 224 | 234 | 33 | 0 | 0 | 69 | 0 | 0 | 61 | |
| CHANGE | 8+ | 24- | 16- | 18- | 1+ | 0 | 16- | 0 | 0 | 7- | |
| STATE POLICE | 82 | 3 | 174 | 177 | 23 | 6 | 17 | 6 | 2 | 5 | 6 |
| 81 | 13 | 138 | 151 | 16 | 7 | 2 | 5 | 0 | 11 | 10 | |
| CHANGE | 10- | 36+ | 26+ | 7+ | 1- | 15+ | 1+ | 2+ | 5+ | 6- | 4- |
| MUNICIPAL | 82 | 1 | 37 | 38 | 0 | 0 | 0 | 0 | 0 | 0 | 0 |
| 81 | 2 | 57 | 59 | 0 | 1 | 0 | 0 | 0 | 0 | 2 | 0 |
| CHANGE | 1- | 20- | 21- | 0 | 1- | 0 | 0 | 0 | 0 | 2- | 0 |
| ROMNEY PD | 82 | 1 | 37 | 38 | 0 | 0 | 0 | 0 | 0 | 0 | 0 |
| 81 | 2 | 57 | 59 | 0 | 1 | 0 | 0 | 0 | 0 | 2 | 0 |
| CHANGE | 1- | 20- | 21- | 0 | 1- | 0 | 0 | 0 | 0 | 2- | 0 |
| ***** | | | | | | | | | | | |
| HANCOCK CTY TOTAL | 82 | 97 | 1555 | 1552 | 105 | 10 | 10 | 7 | 0 | 11 | 28 |
| 81 | 123 | 1234 | 1357 | 152 | 1 | 5 | 7 | 0 | 8 | 29 | 34 |
| CHANGE | 26- | 221+ | 195+ | 49- | 1- | 5+ | 5- | 0 | 3+ | 1- | 1- |
| ***** | | | | | | | | | | | |
| RURAL | 82 | 4 | 320 | 324 | 62 | 0 | 4 | 2 | 0 | 7 | 20 |
| 81 | 8 | 295 | 303 | 78 | 0 | 2 | 1 | 0 | 6 | 16 | |
| CHANGE | 4- | 25+ | 21+ | 16- | 0 | 2+ | 1+ | 0 | 1+ | 5- | 4+ |
| SHERIFF | 82 | 4 | 309 | 313 | 60 | 0 | 4 | 2 | 0 | 7 | 20 |
| 81 | 8 | 290 | 298 | 76 | 0 | 2 | 1 | 0 | 6 | 16 | |
| CHANGE | 4- | 19+ | 15+ | 16- | 0 | 2+ | 1+ | 0 | 1+ | 5- | 4+ |
| STATE POLICE | 82 | 0 | 11 | 11 | 2 | 0 | 0 | 0 | 0 | 0 | 0 |
| 81 | 0 | 5 | 5 | 2 | 0 | 0 | 0 | 0 | 0 | 0 | |
| CHANGE | 0 | 6+ | 6+ | 0 | 0 | 0 | 0 | 0 | 0 | 0 | |
| MUNICIPAL | 82 | 93 | 1135 | 1228 | 41 | 0 | 6 | 0 | 0 | 4 | 28 |
| 81 | 115 | 939 | 1054 | 74 | 1 | 3 | 6 | 0 | 2 | 24 | 14 |
| CHANGE | 22- | 196+ | 174+ | 33- | 1- | 3+ | 6- | 0 | 2+ | 4+ | 5- |
| CHESTER PD | 82 | 2 | 22 | 24 | 0 | 0 | 0 | 0 | 0 | 2 | 0 |
| 81 | 15 | 47 | 62 | 8 | 0 | 0 | 0 | 0 | 0 | 4 | 0 |
| CHANGE | 13- | 25- | 38- | 8- | 0 | 0 | 0 | 0 | 0 | 2- | 0 |
| WEIRTON PD | 82 | 83 | 1040 | 1123 | 37 | 0 | 6 | 0 | 0 | 26 | 9 |
| 81 | 92 | 828 | 920 | 62 | 1 | 3 | 6 | 0 | 2 | 20 | 17 |
| CHANGE | 9- | 212+ | 203+ | 25- | 1- | 3+ | 6- | 0 | 2+ | 6+ | 8- |
| NEW CUMBERLAND PD | 82 | 8 | 73 | 81 | 4 | 0 | 0 | 0 | 0 | 0 | 5 |
| 81 | 8 | 64 | 72 | 4 | 0 | 0 | 0 | 0 | 0 | 0 | 3 |
| CHANGE | 0 | 9+ | 9+ | 0 | 0 | 0 | 0 | 0 | 0 | 0 | 2+ |
| ***** | | | | | | | | | | | |
| HARDY CTY TOTAL | 82 | 13 | 329 | 333 | 32 | 3 | 0 | 105 | 14 | 2 | 31 |
| 81 | 13 | 399 | 412 | 37 | 3 | 2 | 108 | 6 | 10 | 49 | |
| CHANGE | 5- | 74- | 79- | 5- | 2+ | 2- | 3- | 8+ | 2+ | 8- | 18- |

| JAN THRU DEC 82-81 | | | | | | | | | | | | | | |
|--------------------|---|--------------|-------------------|------------------|----------------------------|-------------------------|-------------------------------------|--------------|----------------|----------|----------------|-----------|---------------|-----------|
| COML VICE | | SEX OFFENSES | NARCOTIC AND DRUG | PART II GAMBLING | ARRESTS BY FAMILY OFFENSES | CHARGE DRIVING UND INFL | 18 PAGE AND AGENCY TYPE LIQUOR LAWS | DRUNK-ENNESS | DISORD CONDUCT | VAGRANCY | OTHER OFFENSES | SUSPICION | CURFEW LOITER | RUN-AWAYS |
| ***** | | | | | | | | | | | | | | |
| 013RU | 0 | 1 | 36 | 0 | 0 | 141 | 3 | 157 | 0 | 1 | 47 | 0 | 0 | 0 |
| | 0 | 1 | 61 | 0 | 10 | 132 | 0 | 300 | 0 | 0 | 141 | 0 | 0 | 0 |
| | 0 | 0 | 25- | 0 | 10- | 9+ | 3+ | 113- | 0 | 1+ | 94- | 0 | 0 | 0 |
| 01350 | 0 | 1 | 29 | 0 | 0 | 104 | 0 | 101 | 0 | 0 | 0 | 0 | 0 | 0 |
| | 0 | 1 | 43 | 0 | 10 | 86 | 0 | 163 | 0 | 1 | 36 | 0 | 0 | 0 |
| | 0 | 0 | 14- | 0 | 10- | 18+ | 0 | 62- | 0 | 1+ | 114 | 0 | 0 | 0 |
| 0135P | 0 | 0 | 7 | 0 | 0 | 37 | 3 | 86 | 0 | 0 | 11 | 0 | 0 | 0 |
| | 0 | 0 | 18 | 0 | 0 | 46 | 0 | 137 | 0 | 0 | 27 | 0 | 0 | 0 |
| | 0 | 0 | 11- | 0 | 0 | 9- | 3+ | 51- | 0 | 0 | 16- | 0 | 0 | 0 |
| 0132Z | 0 | 1 | 26 | 0 | 1 | 91 | 2 | 380 | 15 | 0 | 21 | 0 | 1 | 0 |
| | 0 | 0 | 6 | 0 | 0 | 107 | 16 | 375 | 4 | 0 | 8 | 0 | 2 | 0 |
| | 0 | 1+ | 20+ | 0 | 1+ | 16- | 14- | 5+ | 11+ | 0 | 13+ | 0 | 1- | 1- |
| 01301 | 0 | 0 | 23 | 0 | 1 | 69 | 0 | 102 | 3 | 0 | 6 | 0 | 1 | 0 |
| | 0 | 0 | 6 | 0 | 1+ | 34 | 1 | 69 | 2 | 0 | 1 | 0 | 2 | 0 |
| | 0 | 0 | 17+ | 0 | 0 | 35+ | 1- | 33+ | 1+ | 0 | 5+ | 0 | 1- | 1- |
| 01302 | 0 | 0 | 0 | 0 | 0 | 0 | 0 | 83 | 0 | 0 | 1 | 0 | 0 | 0 |
| | 0 | 0 | 0 | 0 | 0 | 5 | 11 | 103 | 1 | 0 | 2 | 0 | 0 | 0 |
| | 0 | 0 | 0 | 0 | 0 | 5- | 11- | 20- | 1- | 0 | 1- | 0 | 0 | 0 |
| 01303 | 0 | 0 | 3 | 0 | 0 | 22 | 0 | 129 | 0 | 0 | 0 | 0 | 0 | 0 |
| | 0 | 0 | 0 | 0 | 0 | 62 | 4 | 128 | 0 | 0 | 0 | 0 | 0 | 0 |
| | 0 | 0 | 3+ | 0 | 0 | 40- | 4- | 1+ | 0 | 0 | 0 | 0 | 0 | 0 |
| 01304 | 0 | 1 | 0 | 0 | 0 | 0 | 2 | 66 | 12 | 0 | 14 | 0 | 0 | 0 |
| | 0 | 1+ | 0 | 0 | 0 | 6- | 2+ | 75 | 1 | 0 | 5 | 0 | 0 | 0 |
| | 0 | 0 | 0 | 0 | 0 | 0 | 0 | 9- | 11+ | 0 | .9+ | 0 | 0 | 0 |
| 01305 | 0 | 0 | 0 | 0 | 0 | 0 | 0 | 0 | 0 | 0 | 0 | 0 | 0 | 0 |
| | 0 | 0 | 0 | 0 | 0 | 0 | 0 | 0 | 0 | 0 | 0 | 0 | 0 | 0 |
| | 0 | 0 | 0 | 0 | 0 | 0 | 0 | 0 | 0 | 0 | 0 | 0 | 0 | 0 |
| 01307 | 0 | 0 | 0 | 0 | 0 | 0 | 0 | 0 | 0 | 0 | 0 | 0 | 0 | 0 |
| | 0 | 0 | 0 | 0 | 0 | 0 | 0 | 0 | 0 | 0 | 0 | 0 | 0 | 0 |
| | 0 | 0 | 0 | 0 | 0 | 0 | 0 | 0 | 0 | 0 | 0 | 0 | 0 | 0 |
| ***** | | | | | | | | | | | | | | |
| 014AL | 0 | 0 | 9 | 5 | 10 | 49 | 2 | 55 | 2 | 0 | 106 | 0 | 0 | 0 |
| | 0 | 0 | 3 | 0 | 11 | 40 | 1 | 103 | 3 | 0 | 60 | 0 | 0 | 0 |
| | 0 | 2- | 6+ | 5+ | 1- | 9+ | 1+ | 48- | 1- | 0 | 46+ | 0 | 0 | 2- |
| ***** | | | | | | | | | | | | | | |
| 014RU | 0 | 0 | 9 | 5 | 10 | 44 | 2 | 24 | 0 | 0 | 106 | 0 | 0 | 2 |
| | 0 | 2 | 3 | 0 | 11 | 28 | 1 | 63 | 1 | 0 | 58 | 0 | 0 | 4 |
| | 0 | 2- | 6+ | 5+ | 1- | 16+ | 1+ | 39- | 1- | 0 | 48+ | 0 | 0 | 2- |
| 01450 | 0 | 0 | 1 | 0 | 10 | 17 | 0 | 11 | 0 | 0 | 54 | 0 | 0 | 2 |
| | 0 | 2 | 2 | 0 | 11 | 17 | 0 | 21 | 0 | 0 | 31 | 0 | 0 | 2 |
| | 0 | 2- | 1- | 0 | 1- | 17+ | 0 | 10- | 0 | 0 | 23+ | 0 | 0 | 2- |
| 0145P | 0 | 0 | 8 | 5 | 0 | 27 | 2 | 13 | 0 | 0 | 52 | 0 | 0 | 0 |
| | 0 | 0 | 1 | 0 | 0 | 42 | 1 | 29 | 1- | 0 | 27 | 0 | 0 | 0 |
| | 0 | 0 | 7+ | 5+ | 0 | 1- | 1+ | 0 | 0 | 0 | 25+ | 0 | 0 | 0 |
| 014ZZ | 0 | 0 | 0 | 0 | 0 | 5 | 0 | 31 | 2 | 0 | 0 | 0 | 0 | 0 |
| | 0 | 0 | 0 | 0 | 0 | 12 | 0 | 40 | 0 | 0 | 0 | 0 | 0 | 0 |
| | 0 | 0 | 0 | 0 | 0 | 7- | 0 | 9- | 0 | 0 | 2- | 0 | 0 | 0 |
| 01401 | 0 | 0 | 0 | 0 | 0 | 5 | 0 | 31 | 2 | 0 | 0 | 0 | 0 | 0 |
| | 0 | 0 | 0 | 0 | 0 | 12 | 0 | 40 | 0 | 0 | 0 | 0 | 0 | 0 |
| | 0 | 0 | 0 | 0 | 0 | 7- | 0 | 9- | 0 | 0 | 2- | 0 | 0 | 0 |
| ***** | | | | | | | | | | | | | | |
| 015AL | 0 | 1 | 60 | 2 | 0 | 164 | 31 | 453 | 314 | 3 | 206 | 0 | 3 | 7 |
| | 0 | 1 | 49 | 0 | 0 | 225 | 25 | 445 | 148 | 0 | 320 | 0 | 11 | 4 |
| | 0 | 2- | 11+ | 2+ | 6- | 61- | 6+ | 8+ | 166+ | 1- | 126+ | 0 | 8- | 3+ |
| ***** | | | | | | | | | | | | | | |
| 015RU | 0 | 0 | 13 | 2 | 0 | 38 | 0 | 56 | 0 | 0 | 119 | 0 | 0 | 1 |
| | 0 | 3 | 20 | 0 | 0 | 31 | 0 | 68 | 0 | 4 | 68 | 0 | 0 | 1 |
| | 0 | 3- | 7- | 2+ | 0 | 7+ | 0 | 12- | 0 | 4- | 51+ | 0 | 0 | 0 |
| 01550 | 0 | 0 | 13 | 0 | 0 | 37 | 0 | 54 | 0 | 0 | 115 | 0 | 0 | 1 |
| | 0 | 3 | 20 | 0 | 0 | 31 | 0 | 67 | 0 | 4 | 66 | 0 | 0 | 1 |
| | 0 | 3- | 7- | 0 | 0 | 6+ | 0 | 13- | 0 | 4- | 49+ | 0 | 0 | 0 |
| 0155P | 0 | 0 | 0 | 2 | 0 | 0 | 0 | 2 | 0 | 0 | 4 | 0 | 0 | 0 |
| | 0 | 0 | 0 | 0 | 0 | 0 | 0 | 1 | 0 | 0 | 2 | 0 | 0 | 0 |
| | 0 | 0 | 0 | 2+ | 0 | 1+ | 0 | 0 | 0 | 0 | 2+ | 0 | 0 | 0 |
| 015ZZ | 0 | 1 | 47 | 0 | 0 | 126 | 31 | 397 | 314 | 3 | 207 | 0 | 3 | 6 |
| | 0 | 0 | 29 | 0 | 6 | 194 | 25 | 377 | 148 | 0 | 132 | 0 | 11 | 3 |
| | 0 | 1+ | 18+ | 0 | 6- | 68- | 6+ | 20+ | 166+ | 3+ | 75+ | 0 | 8- | 3+ |
| 01501 | 0 | 0 | 0 | 0 | 0 | 3 | 0 | 12 | 3 | 3 | 1 | 0 | 0 | 0 |
| | 0 | 0 | 0 | 0 | 3 | 7 | 0 | 22 | 10 | 0 | 4 | 0 | 2 | 0 |
| | 0 | 0 | 0 | 0 | 3- | 4- | 2- | 10- | 7- | 3+ | 3- | 0 | 2- | 0 |
| 01502 | 0 | 0 | 46 | 0 | 0 | 108 | 31 | 352 | 306 | 0 | 189 | 0 | 3 | 6 |
| | 0 | 0 | 29 | 0 | 2 | 178 | 23 | 313 | 134 | 0 | 119 | 0 | 8- | 3 |
| | 0 | 0 | 17+ | 0 | 2- | 70- | 8+ | 39+ | 172+ | 0 | 70+ | 0 | 5- | 3+ |
| 01503 | 0 | 1 | 1 | 0 | 0 | 15 | 0 | 33 | 5 | 0 | 17 | 0 | 0 | 0 |
| | 0 | 0 | 0 | 0 | 1 | 9 | 0 | 42 | 4 | 0 | 9 | 0 | 1 | 0 |
| | 0 | 1+ | 1+ | 0 | 1- | 6+ | 0 | 9- | 1+ | 0 | 8+ | 0 | 1- | 0 |
| ***** | | | | | | | | | | | | | | |
| 016AL | 0 | 1 | 16 | 0 | 2 | 12 | 0 | 73 | 0 | 0 | 35 | 0 | 0 | 3 |
| | 0 | 1+ | 11 | 0 | 3 | 37 | 0 | 91 | 11 | 0 | 39 | 0 | 1 | 0 |
| | 0 | 0 | 5+ | 0 | 3- | 25- | 2- | 18- | 11- | 0 | 4- | 0 | 1- | 3+ |

| JAN THRU DEC 82-81 | | | | PAGE 21 | | | | | | | | | | | | | | | |
|--------------------|--------|-----|-------|--|-----|----|----|-----|----|-----|-----|-----|--|--|--|--|--|--|--|
| | | | | PART II ARRESTS BY CHARGE AND AGENCY TYPE | | | | | | | | | | | | | | | |
| | | | | JUVENILE ADULTS TOTAL GRAND OTHER ASSAULTS ARSON FORGERY FRAUD EMBEZZLE STOLEN PROPERTY VANDAL ILLEGAL WEAPONS | | | | | | | | | | | | | | | |
| ***** | | | | | | | | | | | | | | | | | | | |
| RURAL | 82 | 5 | 263 | 268 | 31 | 5 | 0 | 105 | 14 | 2 | 2 | 30 | | | | | | | |
| | 81 | 4 | 292 | 296 | 36 | 3 | 2 | 103 | 6 | 0 | 3 | 49 | | | | | | | |
| | CHANGE | 1+ | 29- | 28- | 5- | 2+ | 2- | 3- | 8+ | 2+ | 1- | 19- | | | | | | | |
| SHERIFF | 82 | 3 | 221 | 224 | 30 | 0 | 0 | 103 | 14 | 1 | 0 | 29 | | | | | | | |
| | 81 | 2 | 242 | 244 | 30 | 3 | 1 | 105 | 6 | 0 | 0 | 45 | | | | | | | |
| | CHANGE | 1+ | 21- | 20- | 0 | 3- | 1- | 2- | 8+ | 1+ | 0 | 16- | | | | | | | |
| STATE POLICE | 82 | 2 | 42 | 44 | 1 | 5 | 0 | 2 | 0 | 1 | 2 | 4 | | | | | | | |
| | 81 | 2 | 50 | 52 | 6 | 0 | 1 | 3 | 0 | 0 | 3 | 1 | | | | | | | |
| | CHANGE | 0 | 8- | 8- | 5- | 5+ | 1- | 1- | 0 | 1+ | 1- | 3- | | | | | | | |
| MUNICIPAL | 82 | 3 | 62 | 65 | 1 | 0 | 0 | 0 | 0 | 0 | 0 | 1 | | | | | | | |
| | 81 | 9 | 107 | 116 | 1 | 0 | 0 | 0 | 0 | 0 | 0 | 7 | | | | | | | |
| | CHANGE | 6- | 45- | 51- | 0 | 0 | 0 | 0 | 0 | 0 | 0 | 1+ | | | | | | | |
| MOOREFIELD PD | 82 | 3 | 61 | 64 | 1 | 0 | 0 | 0 | 0 | 0 | 0 | 0 | | | | | | | |
| | 81 | 2 | 92 | 94 | 1 | 0 | 0 | 0 | 0 | 0 | 0 | 0 | | | | | | | |
| | CHANGE | 1+ | 31- | 30- | 0 | 0 | 0 | 0 | 0 | 0 | 0 | 0 | | | | | | | |
| WARDENSVILLE PD | 82 | 0 | 1 | 1 | 0 | 0 | 0 | 0 | 0 | 0 | 0 | 0 | | | | | | | |
| | 81 | 7 | 15 | 22 | 0 | 0 | 0 | 0 | 0 | 0 | 0 | 7 | | | | | | | |
| | CHANGE | 7- | 14- | 21- | 0 | 0 | 0 | 0 | 0 | 0 | 0 | 7- | | | | | | | |
| ***** | | | | | | | | | | | | | | | | | | | |
| HARRISON CTY TOTAL | 82 | 68 | 1593 | 1561 | 101 | 2 | 8 | 6 | 4 | 13 | 8 | 42 | | | | | | | |
| | 81 | 88 | 2665 | 2733 | 90 | 6 | 7 | 15 | 6 | 13 | 8 | 42 | | | | | | | |
| | CHANGE | 20- | 1072- | 1092- | 11+ | 4- | 1+ | 9- | 2- | 1+ | 18- | 22- | | | | | | | |
| ***** | | | | | | | | | | | | | | | | | | | |
| RURAL | 82 | 13 | 459 | 472 | 68 | 0 | 0 | 0 | 0 | 10 | 5 | 26 | | | | | | | |
| | 81 | 13 | 859 | 872 | 66 | 0 | 2 | 6 | 0 | 2 | 3 | 23 | | | | | | | |
| | CHANGE | 9 | 400- | 400- | 2+ | 6- | 2- | 6- | 0 | 8+ | 2+ | 15 | | | | | | | |
| SHERIFF | 82 | 5 | 85 | 90 | 3 | 0 | 0 | 0 | 0 | 0 | 0 | 15 | | | | | | | |
| | 81 | 9 | 216 | 225 | 14 | 0 | 0 | 2 | 0 | 0 | 0 | 4 | | | | | | | |
| | CHANGE | 4- | 131- | 135- | 11- | 0 | 1- | 2- | 0 | 2- | 0 | 1+ | | | | | | | |
| STATE POLICE | 82 | 8 | 374 | 382 | 65 | 0 | 0 | 0 | 0 | 10 | 5 | 8 | | | | | | | |
| | 81 | 4 | 643 | 647 | 52 | 6 | 1 | 4 | 0 | 0 | 6 | 2 | | | | | | | |
| | CHANGE | 4+ | 269- | 265- | 13+ | 6- | 1- | 4- | 0 | 10+ | 2+ | 2+ | | | | | | | |
| MUNICIPAL | 82 | 55 | 1134 | 1189 | 33 | 2 | 8 | 6 | 4 | 3 | 16 | 15 | | | | | | | |
| | 81 | 75 | 1806 | 1881 | 24 | 0 | 5 | 9 | 6 | 10 | 23 | 41 | | | | | | | |
| | CHANGE | 20- | 672- | 692- | 9+ | 2+ | 3+ | 3- | 2- | 7- | 20- | 25- | | | | | | | |
| BRIDGEPORT PD | 82 | 5 | 70 | 75 | 4 | 1 | 1 | 3 | 2 | 0 | 1 | 1 | | | | | | | |
| | 81 | 3 | 97 | 100 | 3 | 0 | 0 | 2 | 0 | 2 | 3 | 2- | | | | | | | |
| | CHANGE | 2+ | 27- | 25- | 1+ | 1+ | 1+ | 1+ | 2+ | 2- | 2- | 2- | | | | | | | |
| CLARKSBURG PD | 82 | 21 | 694 | 715 | 21 | 1 | 4 | 2 | 2 | 0 | 9 | 9 | | | | | | | |
| | 81 | 40 | 1326 | 1366 | 16 | 0 | 3 | 6 | 4 | 8 | 5 | 38 | | | | | | | |
| | CHANGE | 19- | 632- | 651- | 5+ | 1+ | 1+ | 4- | 4- | 6- | 5- | 29- | | | | | | | |
| SALEM PD | 82 | 10 | 211 | 221 | 4 | 0 | 2 | 1 | 0 | 0 | 3 | 4 | | | | | | | |
| | 81 | 7 | 227 | 234 | 1 | 0 | 2 | 1 | 0 | 0 | 1 | 0 | | | | | | | |
| | CHANGE | 3+ | 16- | 13 | 3+ | 0 | 0 | 0 | 0 | 0 | 2+ | 4+ | | | | | | | |
| SHINNSTON PD | 82 | 8 | 70 | 78 | 0 | 0 | 0 | 0 | 0 | 0 | 0 | 2 | | | | | | | |
| | 81 | 1 | 44 | 45 | 0 | 0 | 0 | 0 | 0 | 0 | 0 | 2 | | | | | | | |
| | CHANGE | 7+ | 26+ | 33+ | 0 | 0 | 0 | 0 | 0 | 0 | 0 | 2 | | | | | | | |
| STONEWOOD PD | 82 | 0 | 21 | 21 | 1 | 0 | 0 | 0 | 0 | 0 | 0 | 0 | | | | | | | |
| | 81 | 3 | 5 | 8 | 0 | 0 | 0 | 0 | 0 | 0 | 0 | 0 | | | | | | | |
| | CHANGE | 3- | 16+ | 13+ | 1+ | 0 | 0 | 0 | 0 | 0 | 3- | 0 | | | | | | | |
| ANMOORE PD | 82 | 0 | 7 | 7 | 0 | 0 | 0 | 0 | 0 | 0 | 0 | 0 | | | | | | | |
| | 81 | 0 | 0 | 0 | 0 | 0 | 0 | 0 | 0 | 0 | 0 | 0 | | | | | | | |
| | CHANGE | 0 | 7+ | 7+ | 0 | 0 | 0 | 0 | 0 | 0 | 0 | 0 | | | | | | | |
| HUTTER FORT PD | 82 | 0 | 35 | 35 | 0 | 0 | 0 | 0 | 0 | 0 | 0 | 0 | | | | | | | |
| | 81 | 10 | 47 | 57 | 0 | 0 | 0 | 0 | 0 | 0 | 0 | 0 | | | | | | | |
| | CHANGE | 10- | 12- | 22- | 0 | 0 | 0 | 0 | 0 | 0 | 0 | 0 | | | | | | | |
| LUMBERPORT PD | 82 | 10 | 23 | 33 | 2 | 0 | 0 | 0 | 0 | 0 | 0 | 0 | | | | | | | |
| | 81 | 8 | 54 | 62 | 3 | 0 | 0 | 0 | 0 | 0 | 0 | 0 | | | | | | | |
| | CHANGE | 2+ | 31- | 29- | 1- | 0 | 0 | 0 | 0 | 0 | 0 | 0 | | | | | | | |
| LOST CREEK PD | 82 | 1 | 3 | 4 | 1 | 0 | 1 | 0 | 0 | 1 | 0 | 0 | | | | | | | |
| | 81 | 3 | 6 | 9 | 1 | 0 | 0 | 0 | 0 | 0 | 0 | 0 | | | | | | | |
| | CHANGE | 2- | 3- | 5- | 0 | 0 | 1+ | 0 | 0 | 1+ | 0 | 0 | | | | | | | |
| WEST MILFORD PD | 82 | 0 | 0 | 0 | 0 | 0 | 0 | 0 | 0 | 0 | 0 | 0 | | | | | | | |
| | 81 | 0 | 0 | 0 | 0 | 0 | 0 | 0 | 0 | 0 | 0 | 0 | | | | | | | |
| | CHANGE | 0 | 0 | 0 | 0 | 0 | 0 | 0 | 0 | 0 | 0 | 0 | | | | | | | |
| ***** | | | | | | | | | | | | | | | | | | | |
| JACKSON CTY TOTAL | 82 | 23 | 616 | 639 | 19 | 0 | 5 | 1 | 1 | 0 | 0 | 23 | | | | | | | |
| | 81 | 22 | 713 | 735 | 33 | 3 | 5 | 2 | 1 | 0 | 6 | 23 | | | | | | | |
| | CHANGE | 1+ | 97- | 96- | 14- | 3- | 0 | 1- | 1+ | 1- | 15- | | | | | | | | |
| ***** | | | | | | | | | | | | | | | | | | | |
| RURAL | 82 | 7 | 300 | 307 | 13 | 0 | 5 | 1 | 0 | 0 | 0 | 21 | | | | | | | |
| | 81 | 18 | 498 | 516 | 31 | 1 | 3 | 2 | 0 | 1 | 1 | 36 | | | | | | | |
| | CHANGE | 11- | 198- | 209- | 18- | 1- | 2+ | 1- | 0 | 1- | 1- | 15- | | | | | | | |
| SHERIFF | 82 | 5 | 176 | 181 | 12 | 0 | 0 | 1 | 0 | 0 | 0 | 21 | | | | | | | |
| | 81 | 5 | 255 | 260 | 22 | 0 | 0 | 0 | 0 | 0 | 0 | 21 | | | | | | | |
| | CHANGE | 0 | 79- | 79- | 10- | 0 | 0 | 1+ | 0 | 1- | 1- | 13- | | | | | | | |
| STATE POLICE | 82 | 2 | 124 | 126 | 1 | 0 | 5 | 0 | 0 | 0 | 0 | 0 | | | | | | | |
| | 81 | 13 | 243 | 256 | 9 | 1 | 3 | 2 | 0 | 0 | 0 | 2 | | | | | | | |
| | CHANGE | 11- | 119- | 130- | 8- | 1- | 2+ | 2- | 0 | 0 | 0 | 2 | | | | | | | |

| JAN THRU DEC 82-81 | | | | PAGE 22 | | | | | | | | | | | | | | | |
|-----------------------------|----|-----|-----|---|-----|------|-----|------|------|-----|------|---|----|-----|---|---|---|---|---|
| | | | | PART II ARRESTS BY CHARGE AND AGENCY TYPE | | | | | | | | | | | | | | | |
| COMPL SEX NARCOTIC GAMBLING | | | | FAMILY DRIVING LIQUOR LAWS DRUNK-ENNESS DISORD VAGRANCY OTHER SUSPICION CURFEW RUN- AWAYS | | | | | | | | | | | | | | | |
| VICE OFFENSES AND DRUG | | | | OFFENSES UND INFL | | | | | | | | | | | | | | | |
| ***** | | | | | | | | | | | | | | | | | | | |
| 016RU | 0 | 1 | 16 | 0 | 2 | 5 | 0 | 20 | 0 | 0 | 0 | 0 | 0 | 0 | 0 | 0 | 0 | 0 | 0 |
| | 0 | 0 | 6 | 0 | 5 | 12 | 2 | 27 | 1 | 0 | 0 | 0 | 0 | 0 | 0 | 0 | 0 | 0 | 0 |
| | 0 | 1+ | 10+ | 0 | 3- | 7- | 2- | 7- | 1- | 0 | 0 | 0 | 0 | 0 | 0 | 0 | 0 | 0 | 0 |
| 016SO | 0 | 0 | 11 | 0 | 2 | 0 | 0 | 9 | 0 | 0 | 0 | 0 | 0 | 0 | 0 | 0 | 0 | 0 | 0 |
| | 0 | 0 | 0 | 0 | 5 | 1 | 0 | 11 | 1 | 0 | 0 | 0 | 0 | 0 | 0 | 0 | 0 | 0 | 0 |
| | 0 | 0 | 11+ | 0 | 3- | 1- | 0 | 2- | 1- | 0 | 0 | 0 | 0 | 0 | 0 | 0 | 0 | 0 | 0 |
| 016SP | 0 | 1 | 5 | 0 | 0 | 5 | 0 | 11 | 0 | 0 | 0 | 0 | 0 | 0 | 0 | 0 | 0 | 0 | 0 |
| | 0 | 0 | 6 | 0 | 0 | 11 | 2 | 16 | 0 | 0 | 0 | 0 | 0 | 0 | 0 | 0 | 0 | 0 | 0 |
| | 0 | 1+ | 1- | 0 | 0 | 6- | 2- | 5- | 0 | 0 | 0 | 0 | 0 | 0 | 0 | 0 | 0 | 0 | 0 |
| 016ZZ | 0 | 0 | 0 | 0 | 0 | 7 | 0 | 53 | 0 | 0 | 0 | 0 | 0 | 0 | 0 | 0 | 0 | 0 | 0 |
| | 0 | 0 | 5 | 0 | 0 | 25 | 0 | 64 | 10 | 0 | 0 | 0 | 0 | 0 | 0 | 0 | 0 | 0 | 0 |
| | 0 | 0 | 5- | 0 | 0 | 18- | 0 | 11- | 10- | 0 | 0 | 0 | 0 | 0 | 0 | 0 | 0 | 0 | 0 |
| 01601 | 0 | 0 | 0 | 0 | 0 | 7 | 0 | 53 | 0 | 0 | 0 | 0 | 0 | 0 | 0 | 0 | 0 | 0 | 0 |
| | 0 | 0 | 5 | 0 | 0 | 23 | 0 | 63 | 0 | 0 | 0 | 0 | 0 | 0 | 0 | 0 | 0 | 0 | 0 |
| | 0 | 0 | 5- | 0 | 0 | 16- | 0 | 10- | 0 | 0 | 0 | 0 | 0 | 0 | 0 | 0 | 0 | 0 | 0 |
| 01602 | 0 | 0 | 0 | 0 | 0 | 0 | 0 | 0 | 0 | 0 | 0 | 0 | 0 | 0 | 0 | 0 | 0 | 0 | 0 |
| | 0 | 0 | 0 | 0 | 0 | 2- | 0 | 1- | 10- | 0 | 0 | 0 | 0 | 0 | 0 | 0 | 0 | 0 | 0 |
| | 0 | 0 | 0 | 0 | 0 | 0 | 0 | 0 | 0 | 0 | 0 | 0 | 0 | 0 | 0 | 0 | 0 | 0 | 0 |
| ***** | | | | | | | | | | | | | | | | | | | |
| 017AL | 2 | 5 | 23 | 0 | 18 | 149 | 65 | 733 | 110 | 18 | 331 | 0 | 1 | 22 | | | | | |
| | 6 | 16 | 37 | 0 | 19 | 192 | 73 | 1300 | 212 | 7 | 646 | 0 | 8 | 11 | | | | | |
| | 4- | 11- | 14- | 0 | 1- | 43- | 8- | 567- | 102- | 11+ | 315- | 0 | 7- | 11+ | | | | | |
| ***** | | | | | | | | | | | | | | | | | | | |
| 017RU | 0 | 2 | 4 | 0 | 16 | 42 | 1 | 94 | 6 | 9 | 182 | 0 | 0 | 7 | | | | | |
| | 0 | 0 | 12 | 0 | 18 | 65 | 0 | 248 | 1 | 0 | 415 | 0 | 0 | 4 | | | | | |
| | 0 | 2+ | 8- | 0 | 2- | 23- | 0 | 154- | 5+ | 9+ | 233- | 0 | 0 | 3+ | | | | | |
| 017SO | 0 | 1 | 0 | 0 | 1 | 7 | 0 | 23 | 6 | 0 | 28 | 0 | 0 | 3 | | | | | |
| | 0 | 0 | 3 | 0 | 1 | 19 | 1 | 73 | 0 | 0 | 88 | 0 | 0 | 4 | | | | | |
| | 0 | 1+ | 3- | 0 | 0 | 12- | 1- | 50- | 6+ | 0 | 60- | 0 | 0 | 1- | | | | | |
| 017SP | 0 | 1 | 4 | 0 | 15 | 35 | 1 | 71 | 0 | 9 | 154 | 0 | 0 | 4 | | | | | |
| | 0 | 0 | 9 | 0 | 17 | 46 | 0 | 175 | 1 | 0 | 327 | 0 | 0 | 0 | | | | | |
| | 0 | 1+ | 5- | 0 | 2- | 11- | 1+ | 104- | 1- | 9+ | 173- | 0 | 0 | 4+ | | | | | |
| 017ZZ | 2 | 3 | 19 | 0 | 2 | 107 | 64 | 639 | 104 | 9 | 149 | 0 | 1 | 15 | | | | | |
| | 6 | 16 | 25 | 0 | 1 | 127 | 72 | 1052 | 211 | 7 | 231 | 0 | 8 | 7 | | | | | |
| | 4- | 13- | 6- | 0 | 1+ | 120- | 8- | 413- | 107- | 2+ | 82- | 0 | 7- | 8+ | | | | | |
| 01701 | 0 | 0 | 1 | 0 | 0 | 11 | 42 | 4 | 4 | 0 | 0 | 0 | 0 | 1 | | | | | |
| | 0 | 0 | 0 | 0 | 0 | 21 | 56 | 3 | 5 | 0 | 3 | 0 | 0 | 0 | | | | | |
| | 0 | 0 | 1+ | 0 | 0 | 10- | 14- | 1+ | 1- | 0 | 3- | 0 | 0 | 1+ | | | | | |
| 01702 | 2 | 3 | 7 | 0 | 0 | 40 | 21 | 395 | 90 | 6 | 109 | 0 | 1 | 0 | | | | | |
| | 6 | 15 | 20 | 0 | 0 | 49 | 11 | 810 | 190 | 7 | 165 | 0 | 8 | 3 | | | | | |
| | 4- | 12- | 13- | 0 | 0 | 9- | 10+ | 415- | 100- | 1- | 56- | 0 | 7- | 3- | | | | | |
| 01703 | 0 | 0 | 6 | 0 | 0 | 45 | 3 | 115 | 4 | 3 | 33 | 0 | 0 | 1 | | | | | |
| | 0 | 0 | 1 | 0 | 0 | 35 | 0 | 134 | 13 | 0 | 43 | 0 | 0 | 0 | | | | | |
| | 0 | 0 | 5+ | 0 | 0 | 10+ | 3- | 19- | 9- | 3+ | 10- | 0 | 0 | 1+ | | | | | |
| 01704 | 0 | 0 | 2 | 0 | 2 | 5 | 0 | 56 | 5 | 0 | 0 | 0 | 0 | 6 | | | | | |
| | 0 | 0 | 0 | 0 | 0 | 6 | 0 | 37 | 2 | 0 | 0 | 0 | 0 | 0 | | | | | |
| | 0 | 0 | 2+ | 0 | 2+ | 1- | 0 | 19+ | 3+ | 0 | 0 | 0 | 0 | 6+ | | | | | |
| 01705 | 0 | 0 | 0 | 0 | 0 | 0 | 0 | 17 | 0 | 0 | 3 | 0 | 0 | 0 | | | | | |
| | 0 | 0 | 0 | 0 | 0 | 1 | 0 | 4 | 0 | 0 | 0 | 0 | 0 | 0 | | | | | |
| | 0 | 0 | 0 | 0 | 0 | 1- | 0 | 13+ | 0 | 0 | 3+ | 0 | 0 | 0 | | | | | |
| 01706 | 0 | 0 | 1 | 0 | 0 | 2 | 0 | 4 | 0 | 0 | 0 | 0 | 0 | 0 | | | | | |
| | 0 | 0 | 0 | 0 | 0 | 0 | 0 | 0 | 0 | 0 | 0 | 0 | 0 | 0 | | | | | |
| | 0 | 0 | 1+ | 0 | 0 | 2+ | 0 | 4+ | 0 | 0 | 0 | 0 | 0 | 0 | | | | | |
| 01707 | 0 | 0 | 0 | 0 | 0 | 3 | 1 | 28 | 0 | 0 | 3 | 0 | 0 | 0 | | | | | |
| | 0 | 0 | 1 | 0 | 0 | 6 | 0 | 32 | 0 | 0 | 16 | 0 | 0 | 0 | | | | | |
| | 0 | 0 | 1- | 0 | 0 | 3- | 1+ | 4- | 0 | 0 | 13- | 0 | 0 | 2- | | | | | |
| 01708 | 0 | 0 | 2 | 0 | 0 | 1 | 0 | 20 | 1 | 0 | 0 | 0 | 0 | 7 | | | | | |
| | 0 | 1 | 3 | 0 | 1 | 9 | 1 | 32 | 0 | 0 | 4 | 0 | 0 | 2 | | | | | |
| | 0 | 1- | 1- | 0 | 1- | 8- | 1- | 12- | 1+ | 0 | 4- | 0 | 0 | 5+ | | | | | |
| 01709 | 0 | 0 | 0 | 0 | 0 | 0 | 0 | 0 | 0 | 0 | 1 | 0 | 0 | 0 | | | | | |
| | 0 | 0 | 0 | 0 | 0 | 0 | 0 | 0 | 1 | 0 | 0 | 0 | 0 | 0 | | | | | |
| | 0 | 0 | 0 | 0 | 0 | 0 | 1- | 0 | 1- | 0 | 1+ | 0 | 0 | 0 | | | | | |
| 01710 | 0 | 0 | 0 | 0 | 0 | 0 | 0 | 0 | 0 | 0 | 0 | 0 | 0 | 0 | | | | | |
| | 0 | 0 | 0 | 0 | 0 | 0 | 0 | 0 | 0 | 0 | 0 | 0 | 0 | 0 | | | | | |
| | 0 | 0 | 0 | 0 | 0 | 0 | 0 | 0 | 0 | 0 | 0 | 0 | 0 | 0 | | | | | |
| ***** | | | | | | | | | | | | | | | | | | | |
| 018AL | 0 | 6 | 15 | 0 | 6 | 94 | 0 | 368 | 3 | 0 | 91 | 0 | 0 | 1 | | | | | |
| | 0 | 4 | 6 | 0 | 15 | 146 | 31 | 371 | 0 | 0 | 71 | 0 | 0 | 2 | | | | | |
| | 0 | 2+ | 9+ | 0 | 9- | 52- | 31- | 3- | 3+ | 0 | 20+ | 0 | 0 | 1- | | | | | |
| ***** | | | | | | | | | | | | | | | | | | | |
| 018RU | 0 | 1 | 7 | 0 | 6 | 51 | 0 | 178 | 0 | 0 | 23 | 0 | 0 | 1 | | | | | |
| | 0 | 0 | 3 | 0 | 13 | 102 | 25 | 250 | 0 | 0 | 45 | 0 | 0 | 1 | | | | | |
| | 0 | 1- | 4+ | 0 | 7- | 51- | 25- | 72- | 0 | 0 | 22- | 0 | 0 | 0 | | | | | |
| 018SO | 0 | 1 | 7 | 0 | 6 | 31 | 0 | 81 | 0 | 0 | 21 | 0 | 0 | 0 | | | | | |
| | 0 | 0 | 0 | 0 | 3 | 36 | 24 | 111 | 0 | 0 | 25 | 0 | 0 | 0 | | | | | |
| | 0 | 1+ | 4+ | 0 | 3+ | 5- | 24- | 30- | 0 | 0 | 4- | 0 | 0 | 0 | | | | | |
| 018SP | 0 | 0 | 0 | 0 | 0 | 20 | 0 | 97 | 0 | 0 | 2 | 0 | 0 | 1 | | | | | |
| | 0 | 2 | 0 | 0 | 10 | 66 | 1 | 139 | 0 | 0 | 20 | 0 | 0 | 0 | | | | | |
| | 0 | 2- | 0 | 0 | 10- | 46- | 1- | 42- | 0 | 0 | 13- | 0 | 0 | 1 | | | | | |

CONTINUED

3 OF 4

JAN THRU DEC 82-81

PAGE 29
PART II ARRESTS BY CHARGE AND AGENCY TYPE
JUVENILE ADULTS GRAND TOTAL OTHER ASSAULTS ARSON FORCERY FRAUD EMSEZZLE STOLEN PROPERTY VANDAL ILLEGAL WEAPONS

| | | | | | | | | | | | | |
|--------------------------|--------|-----|-------|-------|------|----|-----|-----|----|-----|-----|-----|
| GLASGOW PD | 82 | 0 | 3 | 3 | 0 | 0 | 0 | 0 | 0 | 0 | 0 | 0 |
| | 81 | 0 | 3 | 3 | 0 | 5 | 0 | 0 | 0 | 0 | 0 | 0 |
| | CHANGE | 0 | 0 | 0 | 0 | 0 | 0 | 0 | 0 | 0 | 0 | 0 |
| CLENDENIN PD | 82 | 0 | 171 | 171 | 8 | 0 | 0 | 0 | 0 | 0 | 0 | 1 |
| | 81 | 0 | 217 | 217 | 16 | 0 | 0 | 0 | 0 | 0 | 4 | 1 |
| | CHANGE | 0 | 46- | 46- | 8- | 0 | 0 | 0 | 0 | 0 | 4- | 0 |
| CEDAR GROVE PD | 82 | 3 | 68 | 71 | 0 | 0 | 0 | 0 | 0 | 2 | 0 | 1 |
| | 81 | 3 | 162 | 165 | 0 | 0 | 0 | 0 | 0 | 0 | 0 | 3 |
| | CHANGE | 0 | 94- | 94- | 0 | 0 | 0 | 0 | 0 | 2+ | 0 | 2- |
| PRATT PD | 82 | 0 | 0 | 0 | 0 | 0 | 0 | 0 | 0 | 0 | 0 | 0 |
| | 81 | 0 | 0 | 0 | 0 | 0 | 0 | 0 | 0 | 0 | 0 | 0 |
| | CHANGE | 0 | 0 | 0 | 0 | 0 | 0 | 0 | 0 | 0 | 0 | 0 |
| HANDLEY PD | 82 | 0 | 0 | 0 | 0 | 0 | 0 | 0 | 0 | 0 | 0 | 0 |
| | 81 | 0 | 1 | 1 | 0 | 0 | 0 | 0 | 0 | 0 | 0 | 0 |
| | CHANGE | 0 | 1- | 1- | 0 | 0 | 0 | 0 | 0 | 0 | 0 | 0 |
| W VA ST COLLEGE SECURITY | 82 | 1 | 2 | 3 | 0 | 0 | 0 | 0 | 0 | 0 | 0 | 0 |
| | 81 | 0 | 0 | 0 | 0 | 0 | 0 | 0 | 0 | 0 | 0 | 0 |
| | CHANGE | 1+ | 2+ | 3+ | 0 | 0 | 0 | 0 | 0 | 0 | 0 | 0 |
| ***** | | | | | | | | | | | | |
| LEWIS CTY TOTAL | 82 | 12 | 569 | 581 | 36 | 1 | 0 | 2 | 0 | 2 | 0 | 53 |
| | 81 | 17 | 771 | 788 | 24 | 0 | 2 | 4 | 0 | 6 | 0 | 40 |
| | CHANGE | 5- | 202- | 207- | 12+ | 1+ | 2- | 2- | 0 | 4- | 0 | 13+ |
| ***** | | | | | | | | | | | | |
| RURAL | 82 | 9 | 369 | 376 | 36 | 1 | 0 | 2 | 0 | 2 | 0 | 53 |
| | 81 | 10 | 493 | 503 | 24 | 0 | 2 | 4 | 0 | 6 | 0 | 40 |
| | CHANGE | 1- | 124- | 125- | 12+ | 1+ | 2- | 2- | 0 | 4- | 0 | 13+ |
| SHERIFF | 82 | 6 | 336 | 342 | 34 | 0 | 0 | 0 | 0 | 2 | 0 | 52 |
| | 81 | 4 | 419 | 423 | 21 | 0 | 0 | 0 | 0 | 2 | 0 | 40 |
| | CHANGE | 2+ | 83- | 81- | 13+ | 0 | 0 | 0 | 0 | 0 | 0 | 12+ |
| STATE POLICE | 82 | 3 | 33 | 36 | 2 | 1 | 0 | 2 | 0 | 0 | 0 | 1 |
| | 81 | 6 | 74 | 80 | 3 | 0 | 2 | 4 | 0 | 4 | 0 | 0 |
| | CHANGE | 3- | 41- | 44- | 1- | 1+ | 2- | 2- | 0 | 4- | 0 | 1+ |
| MUNICIPAL | 82 | 3 | 200 | 203 | 0 | 0 | 0 | 0 | 0 | 0 | 0 | 0 |
| | 81 | 7 | 278 | 285 | 0 | 0 | 0 | 0 | 0 | 0 | 0 | 0 |
| | CHANGE | 4- | 78- | 82- | 0 | 0 | 0 | 0 | 0 | 0 | 0 | 0 |
| WESTON PD | 82 | 3 | 200 | 203 | 0 | 0 | 0 | 0 | 0 | 0 | 0 | 0 |
| | 81 | 7 | 278 | 285 | 0 | 0 | 0 | 0 | 0 | 0 | 0 | 0 |
| | CHANGE | 4- | 78- | 82- | 0 | 0 | 0 | 0 | 0 | 0 | 0 | 0 |
| ***** | | | | | | | | | | | | |
| LINCOLN CTY TOTAL | 82 | 32 | 287 | 319 | 18 | 10 | 7 | 26 | 0 | 18 | 10 | 20 |
| | 81 | 26 | 345 | 371 | 19 | 5 | 0 | 10 | 0 | 3 | 4 | 47 |
| | CHANGE | 6+ | 55- | 52- | 1- | 5+ | 7+ | 16+ | 0 | 15+ | 6+ | 27- |
| ***** | | | | | | | | | | | | |
| RURAL | 82 | 32 | 284 | 316 | 18 | 10 | 7 | 26 | 0 | 18 | 10 | 20 |
| | 81 | 22 | 331 | 353 | 19 | 5 | 0 | 10 | 0 | 3 | 4 | 47 |
| | CHANGE | 10+ | 47- | 57- | 1- | 5+ | 7+ | 16+ | 0 | 15+ | 6+ | 27- |
| SHERIFF | 82 | 7 | 95 | 102 | 13 | 0 | 1 | 26 | 0 | 0 | 5 | 13 |
| | 81 | 7 | 108 | 115 | 2 | 1 | 0 | 9 | 0 | 0 | 0 | 30 |
| | CHANGE | 0 | 13- | 13- | 11+ | 1- | 1+ | 17+ | 0 | 0 | 5+ | 17- |
| STATE POLICE | 82 | 25 | 189 | 214 | 5 | 10 | 6 | 0 | 0 | 18 | 5 | 7 |
| | 81 | 15 | 223 | 238 | 17 | 4 | 0 | 1 | 0 | 3 | 4 | 17 |
| | CHANGE | 10+ | 34- | 24- | 12- | 6+ | 6+ | 1- | 0 | 15+ | 1+ | 10- |
| MUNICIPAL | 82 | 0 | 3 | 3 | 0 | 0 | 0 | 0 | 0 | 0 | 0 | 0 |
| | 81 | 4 | 14 | 18 | 0 | 0 | 0 | 0 | 0 | 0 | 0 | 0 |
| | CHANGE | 4- | 11- | 15- | 0 | 0 | 0 | 0 | 0 | 0 | 0 | 0 |
| HAMLIN PD | 82 | 0 | 3 | 3 | 0 | 0 | 0 | 0 | 0 | 0 | 0 | 0 |
| | 81 | 4 | 14 | 18 | 0 | 0 | 0 | 0 | 0 | 0 | 0 | 0 |
| | CHANGE | 4- | 11- | 15- | 0 | 0 | 0 | 0 | 0 | 0 | 0 | 0 |
| ***** | | | | | | | | | | | | |
| LOGAN CTY TOTAL | 82 | 76 | 1689 | 1765 | 136 | 6 | 10 | 5 | 1 | 26 | 37 | 48 |
| | 81 | 128 | 2858 | 2986 | 247 | 7 | 26 | 6 | 2 | 45 | 88 | 68 |
| | CHANGE | 52- | 1169- | 1221- | 111- | 1- | 15- | 1- | 1- | 19- | 51- | 20- |
| ***** | | | | | | | | | | | | |
| RURAL | 82 | 73 | 1386 | 1459 | 116 | 6 | 10 | 5 | 0 | 18 | 34 | 36 |
| | 81 | 110 | 2559 | 2669 | 242 | 7 | 26 | 6 | 2 | 42 | 82 | 63 |
| | CHANGE | 37- | 1173- | 1210- | 126- | 1- | 16- | 1- | 2- | 24- | 48- | 27- |
| SHERIFF | 82 | 1 | 871 | 872 | 11 | 0 | 1 | 0 | 0 | 0 | 0 | 20 |
| | 81 | 4 | 1487 | 1491 | 10 | 0 | 1 | 0 | 0 | 1 | 3 | 21 |
| | CHANGE | 3- | 616- | 619- | 1+ | 0 | 0 | 0 | 0 | 1- | 3- | 1- |
| STATE POLICE | 82 | 72 | 515 | 587 | 105 | 6 | 9 | 5 | 0 | 18 | 34 | 16 |
| | 81 | 106 | 1072 | 1178 | 232 | 7 | 25 | 6 | 2 | 41 | 79 | 42 |
| | CHANGE | 34- | 557- | 591- | 127- | 1- | 16- | 1- | 2- | 23- | 45- | 26- |
| MUNICIPAL | 82 | 3 | 303 | 306 | 20 | 0 | 0 | 0 | 1 | 8 | 5 | 12 |
| | 81 | 18 | 299 | 317 | 5 | 0 | 0 | 0 | 0 | 3 | 6 | 5 |
| | CHANGE | 15- | 4+ | 11- | 15+ | 0 | 0 | 0 | 1+ | 5+ | 3- | 7+ |
| LOGAN PD | 82 | 0 | 124 | 124 | 10 | 0 | 0 | 0 | 0 | 0 | 3 | 8 |
| | 81 | 16 | 63 | 79 | 3 | 0 | 0 | 0 | 0 | 0 | 0 | 5 |
| | CHANGE | 16- | 61+ | 45+ | 7+ | 0 | 0 | 0 | 0 | 0 | 3- | 5+ |
| MAN PD | 82 | 1 | 47 | 48 | 3 | 0 | 0 | 0 | 1 | 8 | 0 | 0 |
| | 81 | 2 | 47 | 49 | 2 | 0 | 0 | 0 | 0 | 3 | 0 | 0 |
| | CHANGE | 1- | 0 | 1- | 1+ | 0 | 0 | 0 | 1+ | 5+ | 0 | 0 |

JAN THRU DEC 82-81

PAGE 30
PART II ARRESTS BY CHARGE AND AGENCY TYPE
COMPL VICE SEX OFFENSES NARCOTIC AND DRUG GAMBLING FAMILY OFFENSES DRIVING UND INFL LIQUOR LAWS DRUNK-ENNESS DISORD CONDUCT VAGRANCY OTHER OFFENSES SUSPICION CURFEW LOITER RUN-AWAYS

| | | | | | | | | | | | | | | | | | |
|-------|-------|-------|-------|-------|-------|-------|-------|-------|-------|-------|-------|-------|-------|-------|-------|-------|-------|
| 02013 | 0 | 0 | 0 | 0 | 0 | 0 | 0 | 0 | 0 | 3 | 0 | 0 | 0 | 0 | 0 | 0 | 0 |
| 02014 | 0 | 0 | 5 | 0 | 0 | 0 | 0 | 0 | 0 | 1 | 122 | 10 | 0 | 24 | 0 | 0 | 0 |
| 02016 | 0 | 0 | 1 | 0 | 0 | 0 | 0 | 0 | 0 | 2 | 54 | 0 | 0 | 11 | 0 | 0 | 0 |
| 02017 | 0 | 0 | 0 | 0 | 0 | 0 | 0 | 0 | 0 | 0 | 0 | 0 | 0 | 0 | 0 | 0 | 0 |
| 02018 | 0 | 0 | 0 | 0 | 0 | 0 | 0 | 0 | 0 | 0 | 0 | 0 | 0 | 0 | 0 | 0 | 0 |
| 02020 | 0 | 0 | 1 | 0 | 0 | 0 | 0 | 0 | 0 | 0 | 1 | 0 | 0 | 1 | 0 | 0 | 0 |
| ***** | ***** | ***** | ***** | ***** | ***** | ***** | ***** | ***** | ***** | ***** | ***** | ***** | ***** | ***** | ***** | ***** | ***** |
| 021AL | 0 | 0 | 7 | 1 | 2 | 52 | 1 | 241 | 6 | 0 | 175 | 0 | 0 | 0 | 0 | 2 | 2 |
| 021RU | 0 | 0 | 4 | 26 | 0 | 7 | 92 | 0 | 417 | 15 | 1 | 148 | 0 | 0 | 0 | 0 | 0 |
| 021SO | 0 | 0 | 7 | 1 | 2 | 39 | 1 | 103 | 0 | 39 | 101 | 0 | 0 | 0 | 0 | 0 | 0 |
| 021SP | 0 | 0 | 0 | 0 | 0 | 10 | 0 | 7 | 0 | 0 | 11 | 0 | 0 | 0 | 0 | 2 | 2 |
| 021ZZ | 0 | 0 | 0 | 0 | 0 | 12 | 0 | 26 | 0 | 0 | 21 | 0 | 0 | 0 | 0 | 0 | 0 |
| 02101 | 0 | 0 | 0 | 0 | 0 | 3 | 0 | 131 | 6 | 0 | 63 | 0 | 0 | 0 | 0 | 0 | 0 |
| 022AL | 0 | 5 | 11 | 0 | 6 | 20 | 4 | 94 | 8 | 0 | 50 | 0 | 1 | 11 | 11 | 11 | 11 |
| 022RU | 0 | 5 | 11 | 0 | 6 | 20 | 4 | 91 | 8 | 0 | 50 | 0 | 0 | 1 | 11 | 11 | 11 |
| 022SO | 0 | 0 | 4 | 0 | 5 | 5 | 3 | 17 | 1 | 0 | 4 | 0 | 0 | 0 | 5 | 5 | 5 |
| 022SP | 0 | 5 | 7 | 0 | 1 | 15 | 1 | 74 | 7 | 0 | 46 | 0 | 1 | 6 | 6 | 6 | 6 |
| 022ZZ | 0 | 0 | 0 | 0 | 0 | 4 | 0 | 13 | 0 | 0 | 0 | 0 | 0 | 0 | 0 | 0 | 0 |
| 02201 | 0 | 0 | 0 | 0 | 0 | 0 | 0 | 3 | 0 | 0 | 0 | 0 | 0 | 0 | 0 | 0 | 0 |
| ***** | ***** | ***** | ***** | ***** | ***** | ***** | ***** | ***** | ***** | ***** | ***** | ***** | ***** | ***** | ***** | ***** | ***** |
| 023AL | 0 | 2 | 68 | 0 | 3 | 93 | 24 | 851 | 13 | 1 | 429 | 0 | 1 | 11 | 11 | 11 | 11 |
| 023RU | 0 | 1 | 50 | 0 | 3 | 75 | 24 | 657 | 2 | 0 | 410 | 0 | 1 | 11 | 11 | 11 | 11 |
| 023SO | 0 | 0 | 33 | 0 | 0 | 40 | 0 | 439 | 0 | 0 | 328 | 0 | 0 | 0 | 0 | 0 | 0 |
| 023SP | 0 | 1 | 17 | 0 | 3 | 35 | 24 | 218 | 2 | 0 | 82 | 0 | 1 | 11 | 11 | 11 | 11 |
| 023ZZ | 0 | 1 | 18 | 0 | 0 | 18 | 0 | 194 | 11 | 1 | 19 | 0 | 0 | 0 | 0 | 0 | 0 |
| 02301 | 0 | 1 | 4 | 0 | 0 | 0 | 0 | 94 | 3 | 0 | 1 | 0 | 0 | 0 | 0 | 0 | 0 |
| 02302 | 0 | 0 | 1 | 0 | 0 | 9 | 0 | 19 | 0 | 0 | 7 | 0 | 0 | 0 | 0 | 0 | 0 |

| JAN THRU DEC 82-81 | | PART II ARRESTS BY CHARGE AND AGENCY TYPE | | | | | | | | | | | PAGE 33 | |
|--------------------|-----|---|--------|-------------|----------------|-------|---------|-------|----------|-----------------|--------|-----------------|---------|--|
| | | JUVENILE | ADULTS | GRAND TOTAL | OTHER ASSAULTS | ARSON | FORGERY | FRAUD | EMBEZZLE | STOLEN PROPERTY | VANDAL | ILLEGAL WEAPONS | | |
| CHAPMANVILLE PD | 82 | 2 | 132 | 134 | 7 | 0 | 0 | 0 | 0 | 0 | 0 | 4 | | |
| | 81 | 0 | 189 | 189 | 0 | 0 | 0 | 0 | 0 | 0 | 0 | 2 | | |
| CHANGE | 2+ | 57- | 55- | 7+ | 0 | 0 | 0 | 0 | 0 | 0 | 0 | 2+ | | |
| MCDONELL CTY TOTAL | 82 | 19 | 1300 | 1319 | 35 | 4 | 3 | 3 | 32 | 4 | 12 | 47 | | |
| | 81 | 25 | 1568 | 1593 | 43 | 0 | 7 | 3 | 0 | 6 | 15 | 52 | | |
| CHANGE | 6- | 268- | 274- | 8- | 4+ | 4- | 4+ | 32+ | 2- | 3- | 5- | 5- | | |
| RURAL | 82 | 15 | 694 | 709 | 22 | 4 | 3 | 7 | 32 | 4 | 12 | 42 | | |
| | 81 | 19 | 530 | 549 | 27 | 0 | 7 | 3 | 0 | 4 | 10 | 48 | | |
| CHANGE | 4- | 164+ | 160+ | 3- | 4+ | 4- | 4+ | 32+ | 0 | 0 | 2+ | 6- | | |
| SHERIFF | 82 | 6 | 404 | 410 | 0 | 0 | 0 | 0 | 0 | 0 | 0 | 33 | | |
| | 81 | 10 | 337 | 347 | 16 | 0 | 0 | 0 | 0 | 0 | 0 | 44 | | |
| CHANGE | 4- | 67+ | 63+ | 16- | 0 | 3- | 0 | 0 | 2- | 0 | 0 | 11- | | |
| STATE POLICE | 82 | 9 | 290 | 299 | 22 | 4 | 3 | 7 | 32 | 4 | 12 | 9 | | |
| | 81 | 9 | 193 | 202 | 11 | 0 | 4 | 0 | 0 | 2 | 10 | 4 | | |
| CHANGE | 0 | 97+ | 97+ | 11+ | 4+ | 1- | 4+ | 32+ | 2+ | 2+ | 5+ | 5+ | | |
| MUNICIPAL | 82 | 4 | 606 | 610 | 13 | 0 | 0 | 0 | 0 | 0 | 0 | 5 | | |
| | 81 | 6 | 1038 | 1044 | 16 | 0 | 0 | 0 | 0 | 2 | 0 | 4 | | |
| CHANGE | 2- | 432- | 434- | 3- | 0 | 0 | 0 | 0 | 2- | 5- | 1+ | 1+ | | |
| KEYSTONE PD | 82 | 0 | 0 | 0 | 0 | 0 | 0 | 0 | 0 | 0 | 0 | 0 | | |
| | 81 | 0 | 0 | 0 | 0 | 0 | 0 | 0 | 0 | 0 | 0 | 0 | | |
| CHANGE | 0 | 0 | 0 | 0 | 0 | 0 | 0 | 0 | 0 | 0 | 0 | 0 | | |
| WAR PD | 82 | 0 | 251 | 251 | 0 | 0 | 0 | 0 | 0 | 0 | 0 | 0 | | |
| | 81 | 0 | 294 | 294 | 4 | 0 | 0 | 0 | 0 | 0 | 0 | 0 | | |
| CHANGE | 0 | 43- | 43- | 4- | 0 | 0 | 0 | 0 | 0 | 0 | 0 | 0 | | |
| WELCH PD | 82 | 0 | 0 | 0 | 0 | 0 | 0 | 0 | 0 | 0 | 0 | 0 | | |
| | 81 | 0 | 285 | 285 | 0 | 0 | 0 | 0 | 0 | 0 | 0 | 0 | | |
| CHANGE | 0 | 285- | 285- | 0 | 0 | 0 | 0 | 0 | 0 | 0 | 0 | 0 | | |
| ANAWALT PD | 82 | 0 | 8 | 8 | 0 | 0 | 0 | 0 | 0 | 0 | 0 | 0 | | |
| | 81 | 1 | 14 | 15 | 0 | 0 | 0 | 0 | 0 | 0 | 0 | 0 | | |
| CHANGE | 1- | 6- | 7- | 0 | 0 | 0 | 0 | 0 | 0 | 0 | 0 | 0 | | |
| GARY PD | 82 | 1 | 22 | 23 | 1 | 0 | 0 | 0 | 0 | 0 | 0 | 0 | | |
| | 81 | 2 | 52 | 54 | 1 | 0 | 0 | 0 | 0 | 2 | 0 | 0 | | |
| CHANGE | 1- | 30- | 31- | 0 | 0 | 0 | 0 | 0 | 2- | 0 | 0 | 0 | | |
| NORTH FORK PD | 82 | 0 | 11 | 11 | 0 | 0 | 0 | 0 | 0 | 0 | 0 | 0 | | |
| | 81 | 0 | 11 | 11 | 0 | 0 | 0 | 0 | 0 | 0 | 0 | 0 | | |
| CHANGE | 0 | 0 | 0 | 0 | 0 | 0 | 0 | 0 | 0 | 0 | 0 | 0 | | |
| DAVY PD | 82 | 0 | 79 | 79 | 2 | 0 | 0 | 0 | 0 | 0 | 0 | 0 | | |
| | 81 | 0 | 66 | 66 | 1+ | 0 | 0 | 0 | 0 | 0 | 0 | 1- | | |
| CHANGE | 0 | 13+ | 13+ | 0 | 0 | 0 | 0 | 0 | 0 | 0 | 0 | 0 | | |
| KIMBALL PD | 82 | 0 | 23 | 23 | 0 | 0 | 0 | 0 | 0 | 0 | 0 | 0 | | |
| | 81 | 0 | 0 | 0 | 0 | 0 | 0 | 0 | 0 | 0 | 0 | 0 | | |
| CHANGE | 0 | 23+ | 23+ | 0 | 0 | 0 | 0 | 0 | 0 | 0 | 0 | 0 | | |
| IEAGER PD | 82 | 0 | 71 | 71 | 0 | 0 | 0 | 0 | 0 | 0 | 0 | 5 | | |
| | 81 | 3 | 140 | 143 | 0 | 0 | 0 | 0 | 0 | 0 | 3- | 5+ | | |
| CHANGE | 3- | 69- | 72- | 0 | 0 | 0 | 0 | 0 | 0 | 0 | 2- | 3- | | |
| BRADSHAW PD | 82 | 3 | 141 | 144 | 10 | 0 | 0 | 0 | 0 | 0 | 0 | 0 | | |
| | 81 | 0 | 176 | 176 | 10 | 0 | 0 | 0 | 0 | 0 | 2 | 3 | | |
| CHANGE | 3+ | 35- | 32- | 0 | 0 | 0 | 0 | 0 | 0 | 0 | 2- | 3- | | |
| MARION CTY TOTAL | 82 | 76 | 2567 | 2643 | 246 | 7 | 24 | 72 | 4 | 35 | 38 | 79 | | |
| | 81 | 103 | 2880 | 2983 | 258 | 10 | 34 | 81 | 6 | 25 | 26 | 65 | | |
| CHANGE | 27- | 283- | 310- | 9- | 3- | 10- | 9- | 2- | 10+ | 12+ | 14+ | 14+ | | |
| RURAL | 82 | 20 | 1269 | 1289 | 179 | 4 | 14 | 64 | 2 | 22 | 33 | 56 | | |
| | 81 | 25 | 1098 | 1123 | 108 | 3 | 19 | 69 | 6 | 18 | 26 | 36 | | |
| CHANGE | 5- | 171+ | 166+ | 71+ | 1+ | 5- | 5- | 4- | 4+ | 7+ | 20+ | 20+ | | |
| SHERIFF | 82 | 7 | 1057 | 1064 | 174 | 0 | 12 | 48 | 1 | 15 | 33 | 48 | | |
| | 81 | 7 | 764 | 771 | 98 | 3 | 10 | 2 | 1 | 8 | 26 | 26 | | |
| CHANGE | 0 | 293+ | 293+ | 76+ | 3- | 2+ | 46+ | 0 | 7+ | 7+ | 22+ | 22+ | | |
| STATE POLICE | 82 | 13 | 212 | 225 | 5 | 4 | 2 | 16 | 1 | 7 | 0 | 8 | | |
| | 81 | 18 | 334 | 352 | 10 | 0 | 9 | 57 | 5 | 10 | 0 | 10 | | |
| CHANGE | 5- | 122- | 127- | 5- | 4+ | 7- | 51- | 4- | 3- | 0 | 2- | 2- | | |
| MUNICIPAL | 82 | 56 | 1298 | 1354 | 67 | 3 | 10 | 8 | 2 | 13 | 5 | 23 | | |
| | 81 | 78 | 1752 | 1830 | 147 | 7 | 15 | 12 | 7 | 7 | 5 | 29 | | |
| CHANGE | 22- | 454- | 476- | 80- | 4- | 5- | 4- | 2+ | 6+ | 5+ | 6- | 6- | | |
| FAIRMONT PD | 82 | 54 | 1234 | 1288 | 63 | 2 | 10 | 8 | 2 | 13 | 5 | 21 | | |
| | 81 | 75 | 1624 | 1699 | 144 | 7 | 14 | 12 | 0 | 7 | 0 | 29 | | |
| CHANGE | 21- | 390- | 411- | 81- | 5- | 4- | 4- | 2+ | 6+ | 5+ | 8- | 8- | | |
| MANNINGTON PD | 82 | 0 | 34 | 34 | 1 | 1 | 0 | 0 | 0 | 0 | 0 | 0 | | |
| | 81 | 0 | 107 | 107 | 1 | 0 | 1 | 0 | 0 | 0 | 0 | 0 | | |
| CHANGE | 0 | 73- | 73- | 0 | 1+ | 1- | 0 | 0 | 0 | 0 | 0 | 0 | | |
| RIVESVILLE PD | 82 | 0 | 1 | 1 | 0 | 0 | 0 | 0 | 0 | 0 | 0 | 0 | | |
| | 81 | 0 | 2 | 2 | 0 | 0 | 0 | 0 | 0 | 0 | 0 | 0 | | |
| CHANGE | 0 | 1- | 1- | 0 | 0 | 0 | 0 | 0 | 0 | 0 | 0 | 0 | | |
| MONONGAH PD | 82 | 1 | 5 | 6 | 0 | 0 | 0 | 0 | 0 | 0 | 0 | 0 | | |
| | 81 | 4 | 4 | 8 | 0 | 0 | 0 | 0 | 0 | 0 | 0 | 0 | | |
| CHANGE | 1+ | 1+ | 2+ | 0 | 0 | 0 | 0 | 0 | 0 | 0 | 0 | 0 | | |
| FAIRVIEW PD | 82 | 0 | 5 | 5 | 0 | 0 | 0 | 0 | 0 | 0 | 0 | 0 | | |
| | 81 | 0 | 1 | 1 | 0 | 0 | 0 | 0 | 0 | 0 | 0 | 0 | | |
| CHANGE | 0 | 4+ | 4+ | 0 | 0 | 0 | 0 | 0 | 0 | 0 | 0 | 0 | | |

| JAN THRU DEC 82-81 | | | | | | | | | | | | | | | |
|--------------------|--------------|-----------------|----------------------|---------------------|----------------------------------|-------------------------------|---|-------------------|----------|-------------------|-----------|------------------|---------------|----|--|
| | COML VICE | SEX OFFENSES | NARCOTIC AND DRUG | PART II GAMBLING | ARRESTS BY FAMILY OFFENSES | CHARGE DRIVING UND INFL | PAGE 34 AND AGENCY TYPE LIQUOR LAWS DRUNK- ENNESS | DISORD CONDUCT | VAGRANCY | OTHER OFFENSES | SUSPICION | CURFEW LOITER | RUN- AWAYS | | |
| 02303 | 0 | 0 | 13 | 0 | 0 | 9 | 0 | 81 | 8 | 1 | 11 | 0 | 0 | 0 | |
| | 0 | 1- | 16 | 0 | 0 | 6 | 0 | 161 | 0 | 0 | 3 | 0 | 0 | 0 | |
| | 0 | | 3- | 0 | 0 | 3+ | 0 | 80- | 8+ | 1+ | 8+ | 0 | 0 | 0 | |
| ***** | | | | | | | | | | | | | | | |
| 024AL | 0 | 1 | 16 | 18 | 2 | 94 | 9 | 590 | 14 | 7 | 422 | 0 | 0 | 2 | |
| | 0 | 1 | 26 | 0 | 4 | 64 | 64 | 966 | 23 | 0 | 317 | 0 | 0 | 2 | |
| | 0 | 0 | 10- | 18+ | 2- | 30+ | 55- | 376- | 9- | 7+ | 105+ | 0 | 0 | 0 | |
| ***** | | | | | | | | | | | | | | | |
| 024RU | 0 | 1 | 8 | 18 | 0 | 52 | 5 | 122 | 0 | 6 | 369 | 0 | 0 | 2 | |
| | 0 | 21 | 13- | 18+ | 4 | 33 | 2 | 152 | 0 | 0 | 236 | 0 | 0 | 2 | |
| | 0 | 1+ | | | 4- | 19+ | 3+ | 30- | 0 | 6+ | 133+ | 0 | 0 | 0 | |
| 024SO | 0 | 0 | 0 | 0 | 0 | 22 | 0 | 57 | 0 | 0 | 297 | 0 | 0 | 1 | |
| | 0 | 0 | 5 | 0 | 0 | 19 | 0 | 58 | 0 | 0 | 198 | 0 | 0 | 0 | |
| | 0 | 0 | 5- | 0 | 2- | 3+ | 0 | 1- | 0 | 0 | 99+ | 0 | 0 | 1+ | |
| 024SP | 0 | 1 | 8 | 18 | 0 | 30 | 5 | 65 | 0 | 6 | 72 | 0 | 0 | 1 | |
| | 0 | 0 | 16 | 18+ | 0 | 14 | 2 | 94 | 0 | 0 | 38 | 0 | 0 | 2 | |
| | 0 | 1+ | 8- | 18+ | 2- | 16+ | 3+ | 29- | 0 | 6+ | 34+ | 0 | 0 | 1- | |
| 024ZZ | 0 | 0 | 8 | 0 | 2 | 42 | 4 | 468 | 14 | 1 | 53 | 0 | 0 | 0 | |
| | 0 | 1 | 5 | 0 | 0 | 31 | 62 | 814 | 23 | 0 | 81 | 0 | 0 | 0 | |
| | 0 | 1- | 3+ | 0 | 2+ | 11+ | 58- | 346- | 9- | 1+ | 28- | 0 | 0 | 0 | |
| 02401 | 0 | 0 | 0 | 0 | 0 | 0 | 0 | 0 | 0 | 0 | 0 | 0 | 0 | 0 | |
| | 0 | 0 | 0 | 0 | 0 | 0 | 0 | 0 | 0 | 0 | 0 | 0 | 0 | 0 | |
| | 0 | 0 | 0 | 0 | 0 | 0 | 0 | 0 | 0 | 0 | 0 | 0 | 0 | 0 | |
| 02402 | 0 | 0 | 0 | 0 | 0 | 1 | 0 | 250 | 0 | 0 | 0 | 0 | 0 | 0 | |
| | 0 | 0 | 0 | 0 | 0 | 0 | 0 | 228 | 0 | 0 | 0 | 0 | 0 | 0 | |
| | 0 | 0 | 0 | 0 | 0 | 1+ | 22- | 18- | 0 | 0 | 0 | 0 | 0 | 0 | |
| 02403 | 0 | 0 | 0 | 0 | 0 | 0 | 0 | 0 | 0 | 0 | 0 | 0 | 0 | 0 | |
| | 0 | 0 | 0 | 0 | 0 | 0 | 0 | 0 | 0 | 0 | 0 | 0 | 0 | 0 | |
| | 0 | 0 | 0 | 0 | 0 | 12 | 40 | 188 | 0 | 0 | 44 | 0 | 0 | 0 | |
| | 0 | 0 | 0 | 0 | 0 | 12- | 40- | 188- | 1- | 0 | 44- | 0 | 0 | 0 | |
| 02404 | 0 | 0 | 0 | 0 | 0 | 2 | 0 | 6 | 0 | 0 | 0 | 0 | 0 | 0 | |
| | 0 | 0 | 0 | 0 | 0 | 1 | 0 | 14 | 0 | 0 | 0 | 0 | 0 | 0 | |
| | 0 | 0 | 0 | 0 | 0 | 1+ | 0 | 8- | 0 | 0 | 0 | 0 | 0 | 0 | |
| 02405 | 0 | 0 | 2 | 0 | 0 | 7 | 0 | 13 | 0 | 0 | 0 | 0 | 0 | 0 | |
| | 0 | 1 | 3 | 0 | 0 | 11 | 0 | 36 | 0 | 0 | 0 | 0 | 0 | 0 | |
| | 0 | 1- | 1- | 0 | 0 | 4- | 0 | 23- | 0 | 0 | 0 | 0 | 0 | 0 | |
| 02406 | 0 | 0 | 0 | 0 | 0 | 0 | 0 | 6 | 0 | 0 | 5 | 0 | 0 | 0 | |
| | 0 | 0 | 1 | 0 | 0 | 1 | 0 | 9 | 0 | 0 | 0 | 0 | 0 | 0 | |
| | 0 | 0 | 1- | 0 | 0 | 1- | 0 | 3- | 0 | 0 | 5+ | 0 | 0 | 0 | |
| 02407 | 0 | 0 | 0 | 0 | 0 | 2 | 0 | 55 | 0 | 0 | 20 | 0 | 0 | 0 | |
| | 0 | 0 | 0 | 0 | 0 | 1 | 0 | 52 | 0 | 0 | 12 | 0 | 0 | 0 | |
| | 0 | 0 | 0 | 0 | 0 | 1+ | 0 | 3+ | 0 | 0 | 9+ | 0 | 0 | 0 | |
| 02408 | 0 | 0 | 2 | 0 | 0 | 15 | 0 | 6 | 0 | 0 | 0 | 0 | 0 | 0 | |
| | 0 | 0 | 0 | 0 | 0 | 0 | 0 | 0 | 0 | 0 | 0 | 0 | 0 | 0 | |
| | 0 | 0 | 2+ | 0 | 0 | 15+ | 0 | 6+ | 0 | 0 | 0 | 0 | 0 | 0 | |
| 02409 | 0 | 0 | 4 | 0 | 0 | 0 | 0 | 54 | 8 | 0 | 0 | 0 | 0 | 0 | |
| | 0 | 0 | 0 | 0 | 0 | 0 | 0 | 135 | 5 | 0 | 0 | 0 | 0 | 0 | |
| | 0 | 0 | 4+ | 0 | 0 | 0 | 0 | 81- | 3+ | 0 | 0 | 0 | 0 | 0 | |
| 02412 | 0 | 0 | 0 | 0 | 2 | 15 | 4 | 78 | 6 | 1 | 28 | 0 | 0 | 0 | |
| | 0 | 0 | 1 | 0 | 0 | 5 | 0 | 112 | 17 | 0 | 26 | 0 | 0 | 0 | |
| | 0 | 0 | 1- | 0 | 2+ | 10+ | 4+ | 34- | 11- | 1+ | 2+ | 0 | 0 | 0 | |
| ***** | | | | | | | | | | | | | | | |
| 025AL | 0 | 0 | 49 | 26 | 3 | 342 | 1 | 903 | 2 | 0 | 800 | 0 | 1 | 6 | |
| | 0 | 3 | 61 | 43 | 3 | 297 | 12 | 1274 | 6 | 1 | 738 | 0 | 3 | 6 | |
| | 0 | 3- | 12- | 17- | 5+ | 45+ | 11- | 371- | 4- | 1- | 62+ | 0 | 2- | 10 | |
| ***** | | | | | | | | | | | | | | | |
| 025RU | 0 | 0 | 35 | 16 | 7 | 136 | 2 | 275 | 0 | 1 | 440 | 0 | 0 | 6 | |
| | 0 | 3 | 41 | 17 | 1 | 142 | 0 | 310 | 0 | 1 | 316 | 0 | 0 | 5 | |
| | 0 | 3- | 6- | 1- | 6+ | 6- | 2- | 35- | 0 | 1- | 124+ | 0 | 0 | 1+ | |
| 025SO | 0 | 0 | 21 | 0 | 6 | 104 | 0 | 215 | 0 | 0 | 387 | 0 | 0 | 0 | |
| | 0 | 2 | 22 | 0 | 6 | 72 | 0 | 251 | 0 | 0 | 247 | 0 | 0 | 0 | |
| | 0 | 2- | 1- | 0 | 6+ | 32+ | 0 | 38- | 0 | 0 | 140+ | 0 | 0 | 3- | |
| 025SP | 0 | 0 | 14 | 16 | 1 | 32 | 0 | 60 | 0 | 0 | 53 | 0 | 0 | 6 | |
| | 0 | 1 | 19 | 17 | 1 | 70 | 2 | 59 | 0 | 1 | 69 | 0 | 0 | 2 | |
| | 0 | 1- | 5- | 1- | 0 | 38- | 2- | 1+ | 0 | 1- | 16- | 0 | 0 | 4+ | |
| 025ZZ | 0 | 0 | 14 | 10 | 1 | 206 | 1 | 628 | 2 | 0 | 360 | 0 | 1 | 0 | |
| | 0 | 0 | 20 | 26 | 2 | 155 | 10 | 964 | 6 | 0 | 422 | 0 | 3 | 0 | |
| | 0 | 0 | 6- | 16- | 1- | 51+ | 9- | 336- | 4- | 0 | 62- | 0 | 2- | 3- | |
| 02501 | 0 | 0 | 11 | 10 | 1 | 193 | 1 | 587 | 1 | 0 | 360 | 0 | 0 | 0 | |
| | 0 | 0 | 19 | 26 | 2 | 150 | 10 | 852 | 2 | 0 | 420 | 0 | 0 | 0 | |
| | 0 | 0 | 8- | 16- | 1- | 43+ | 9- | 265- | 1- | 0 | 60- | 0 | 0 | 5- | |
| 02502 | 0 | 0 | 2 | 0 | 0 | 0 | 0 | 29 | 1 | 0 | 0 | 0 | 0 | 0 | |
| | 0 | 0 | 1 | 0 | 0 | 0 | 0 | 98 | 4 | 0 | 2 | 0 | 0 | 0 | |
| | 0 | 0 | 1+ | 0 | 0 | 0 | 0 | 69- | 3- | 0 | 2- | 0 | 0 | 0 | |
| 02503 | 0 | 0 | 0 | 0 | 0 | 1 | 0 | 0 | 0 | 0 | 0 | 0 | 0 | 0 | |
| | 0 | 0 | 0 | 0 | 0 | 2 | 0 | 0 | 0 | 0 | 0 | 0 | 0 | 0 | |
| | 0 | 0 | 0 | 0 | 0 | 1- | 0 | 0 | 0 | 0 | 0 | 0 | 0 | 0 | |
| 02504 | 0 | 0 | 0 | 0 | 0 | 3 | 0 | 3 | 0 | 0 | 0 | 0 | 0 | 0 | |
| | 0 | 0 | 0 | 0 | 0 | 0 | 0 | 4 | 0 | 0 | 0 | 0 | 0 | 0 | |
| | 0 | 0 | 0 | 0 | 0 | 3+ | 0 | 1- | 0 | 0 | 0 | 0 | 0 | 0 | |
| 02505 | 0 | 0 | 0 | 0 | 0 | 0 | 0 | 5 | 0 | 0 | 0 | 0 | 0 | 0 | |
| | 0 | 0 | 0 | 0 | 0 | 1 | 0 | 0 | 0 | 0 | 0 | 0 | 0 | 0 | |
| | 0 | 0 | 0 | 0 | 0 | 1- | 0 | 5+ | 0 | 0 | 0 | 0 | 0 | 0 | |

| JAN THRU DEC 82-81 | | PART II ARRESTS BY CHARGE AND AGENCY TYPE | | | | | | | | | | PAGE 37 | |
|--------------------|--------|---|--------|-------------|----------------|-------|---------|-------|----------|-----------------|--------|-----------------|--|
| | | JUVENILE | ADULTS | GRAND TOTAL | OTHER ASSAULTS | ARSON | FORGERY | FRAUD | EMBEZZLE | STOLEN PROPERTY | VANDAL | ILLEGAL WEAPONS | |
| FARMINGTON PD | 82 | 0 | 4 | 4 | 2 | 0 | 0 | 0 | 0 | 0 | 0 | 0 | |
| | 81 | 0 | 9 | 9 | 2 | 0 | 0 | 0 | 0 | 0 | 0 | 0 | |
| | CHANGE | 0 | 5- | 5- | 0 | 0 | 0 | 0 | 0 | 0 | 0 | 0 | |
| GRANT TOWN PD | 82 | 1 | 15 | 16 | 1 | 0 | 0 | 0 | 0 | 0 | 0 | 2 | |
| | 81 | 3 | 5 | 8 | 0 | 0 | 0 | 0 | 0 | 0 | 0 | 2 | |
| | CHANGE | 2- | 10+ | 8+ | 1+ | 0 | 0 | 0 | 0 | 0 | 0 | 2+ | |
| WORTHINGTON PD | 82 | 0 | 0 | 0 | 0 | 0 | 0 | 0 | 0 | 0 | 0 | 0 | |
| | 81 | 0 | 0 | 0 | 0 | 0 | 0 | 0 | 0 | 0 | 0 | 0 | |
| | CHANGE | 0 | 0 | 0 | 0 | 0 | 0 | 0 | 0 | 0 | 0 | 0 | |
| ***** | | | | | | | | | | | | | |
| MARSHALL CTY TOTAL | 82 | 108 | 1137 | 1245 | 94 | 6 | 10 | 190 | 2 | 14 | 29 | 53 | |
| | 81 | 111 | 1073 | 1184 | 99 | 1 | 9 | 103 | 0 | 13 | 25 | 38 | |
| | CHANGE | 3- | 64+ | 61+ | 5- | 5+ | 1+ | 87+ | 2+ | 1+ | 4+ | 15+ | |
| ***** | | | | | | | | | | | | | |
| RURAL | 82 | 14 | 586 | 600 | 63 | 3 | 9 | 187 | 1 | 10 | 7 | 46 | |
| | 81 | 11 | 428 | 439 | 63 | 1 | 8 | 100 | 0 | 6 | 1 | 29 | |
| | CHANGE | 3+ | 158+ | 161+ | 0 | 2+ | 1+ | 87+ | 1+ | 4+ | 6+ | 17+ | |
| SHERIFF | 82 | 9 | 503 | 512 | 57 | 3 | 4 | 187 | 1 | 10 | 5 | 45 | |
| | 81 | 1 | 273 | 274 | 43 | 1 | 0 | 97 | 0 | 1 | 1 | 27 | |
| | CHANGE | 8+ | 230+ | 238+ | 14+ | 2+ | 4+ | 90+ | 1+ | 9+ | 4+ | 18+ | |
| STATE POLICE | 82 | 5 | 83 | 88 | 6 | 0 | 5 | 0 | 0 | 0 | 2 | 1 | |
| | 81 | 10 | 155 | 165 | 20 | 0 | 8 | 3 | 0 | 5 | 0 | 2 | |
| | CHANGE | 5- | 72- | 77- | 14- | 0 | 3- | 3- | 0 | 5- | 2+ | 1- | |
| MUNICIPAL | 82 | 94 | 551 | 645 | 31 | 3 | 1 | 3 | 1 | 4 | 22 | 7 | |
| | 81 | 100 | 645 | 745 | 36 | 0 | 1 | 3 | 0 | 7 | 24 | 9 | |
| | CHANGE | 6- | 94- | 100- | 5- | 3+ | 0 | 0 | 1+ | 3- | 2- | 2- | |
| BENWOOD PD | 82 | 36 | 83 | 119 | 9 | 0 | 0 | 0 | 0 | 0 | 17 | 0 | |
| | 81 | 30 | 48 | 78 | 6 | 0 | 0 | 0 | 0 | 0 | 10 | 0 | |
| | CHANGE | 6+ | 35+ | 41+ | 3+ | 0 | 0 | 0 | 1+ | 0 | 7+ | 0 | |
| CAMERON PD | 82 | 3 | 86 | 89 | 0 | 0 | 0 | 0 | 0 | 0 | 0 | 0 | |
| | 81 | 2 | 88 | 96 | 2 | 0 | 0 | 0 | 0 | 0 | 1 | 0 | |
| | CHANGE | 5- | 2- | 7- | 2- | 0 | 0 | 0 | 0 | 0 | 1- | 0 | |
| GLEN DALE PD | 82 | 0 | 27 | 27 | 0 | 0 | 0 | 2 | 0 | 0 | 0 | 1 | |
| | 81 | 1 | 54 | 55 | 1 | 0 | 0 | 0 | 0 | 0 | 0 | 0 | |
| | CHANGE | 1- | 27- | 28- | 1- | 0 | 0 | 2+ | 0 | 0 | 0 | 1+ | |
| MCMECHEN PD | 82 | 1 | 62 | 63 | 0 | 1 | 0 | 0 | 0 | 1 | 0 | 1 | |
| | 81 | 0 | 34 | 34 | 0 | 0 | 0 | 0 | 0 | 0 | 0 | 0 | |
| | CHANGE | 1+ | 28+ | 29+ | 0 | 1+ | 0 | 0 | 0 | 1+ | 0 | 1+ | |
| MOUNDSVILLE PD | 82 | 54 | 293 | 347 | 22 | 2 | 1 | 1 | 0 | 3 | 5 | 5 | |
| | 81 | 61 | 421 | 482 | 27 | 0 | 1 | 3 | 0 | 7 | 13 | 9 | |
| | CHANGE | 7- | 128- | 135- | 5- | 2+ | 0 | 2- | 0 | 4- | 8- | 4- | |
| ***** | | | | | | | | | | | | | |
| MASON CTY TOTAL | 82 | 152 | 1069 | 1221 | 131 | 24 | 9 | 209 | 2 | 6 | 25 | 41 | |
| | 81 | 152 | 750 | 777 | 23 | 0 | 8 | 24 | 0 | 4 | 13 | 30 | |
| | CHANGE | 125+ | 319+ | 444+ | 108+ | 24+ | 1+ | 185+ | 2+ | 2+ | 12+ | 11+ | |
| ***** | | | | | | | | | | | | | |
| RURAL | 82 | 123 | 649 | 772 | 110 | 24 | 9 | 209 | 2 | 4 | 10 | 33 | |
| | 81 | 12 | 292 | 304 | 15 | 0 | 8 | 24 | 0 | 4 | 5 | 26 | |
| | CHANGE | 111+ | 357+ | 468+ | 95+ | 24+ | 1+ | 185+ | 2+ | 0 | 5+ | 7+ | |
| SHERIFF | 82 | 100 | 594 | 694 | 107 | 9 | 9 | 209 | 2 | 4 | 10 | 33 | |
| | 81 | 2 | 187 | 189 | 7 | 0 | 4 | 19 | 0 | 1 | 5 | 26 | |
| | CHANGE | 98+ | 407+ | 505+ | 100+ | 9+ | 5+ | 190+ | 2+ | 3+ | 5+ | 7+ | |
| STATE POLICE | 82 | 23 | 55 | 78 | 3 | 15 | 0 | 0 | 0 | 0 | 0 | 0 | |
| | 81 | 10 | 105 | 115 | 8 | 4 | 4 | 5 | 0 | 3 | 0 | 0 | |
| | CHANGE | 13+ | 50- | 37- | 5- | 15+ | 4- | 5- | 0 | 3- | 0 | 0 | |
| MUNICIPAL | 82 | 29 | 420 | 449 | 21 | 0 | 0 | 0 | 0 | 2 | 15 | 8 | |
| | 81 | 15 | 458 | 473 | 8 | 0 | 0 | 0 | 0 | 0 | 8 | 4 | |
| | CHANGE | 14+ | 38- | 24- | 13+ | 0 | 0 | 0 | 0 | 2+ | 7+ | 4+ | |
| POINT PLEASANT PD | 82 | 5 | 311 | 316 | 6 | 0 | 0 | 0 | 0 | 1 | 8 | 6 | |
| | 81 | 8 | 355 | 363 | 5 | 0 | 0 | 0 | 0 | 0 | 6 | 3 | |
| | CHANGE | 3- | 44- | 47- | 1+ | 0 | 0 | 0 | 0 | 1+ | 2+ | 3+ | |
| NEW HAVEN PD | 82 | 15 | 43 | 58 | 11 | 0 | 0 | 0 | 0 | 0 | 7 | 2 | |
| | 81 | 2 | 16 | 18 | 3 | 0 | 0 | 0 | 0 | 0 | 2 | 0 | |
| | CHANGE | 13+ | 27+ | 40+ | 8+ | 0 | 0 | 0 | 0 | 0 | 5+ | 2+ | |
| MASON PD | 82 | 9 | 49 | 58 | 4 | 0 | 0 | 0 | 0 | 1 | 0 | 0 | |
| | 81 | 5 | 83 | 88 | 0 | 0 | 0 | 0 | 0 | 0 | 0 | 1 | |
| | CHANGE | 4+ | 34- | 30- | 4+ | 0 | 0 | 0 | 0 | 1+ | 0 | 1- | |
| HENDERSON PD | 82 | 0 | 17 | 17 | 0 | 0 | 0 | 0 | 0 | 0 | 0 | 0 | |
| | 81 | 0 | 3 | 3 | 0 | 0 | 0 | 0 | 0 | 0 | 0 | 0 | |
| | CHANGE | 0 | 14+ | 14+ | 0 | 0 | 0 | 0 | 0 | 0 | 0 | 0 | |
| HARTFORD PD | 82 | 0 | 0 | 0 | 0 | 0 | 0 | 0 | 0 | 0 | 0 | 0 | |
| | 81 | 0 | 0 | 0 | 0 | 0 | 0 | 0 | 0 | 0 | 0 | 0 | |
| | CHANGE | 0 | 0 | 0 | 0 | 0 | 0 | 0 | 0 | 0 | 0 | 0 | |
| LEON PD | 82 | 0 | 0 | 0 | 0 | 0 | 0 | 0 | 0 | 0 | 0 | 0 | |
| | 81 | 0 | 1 | 1 | 0 | 0 | 0 | 0 | 0 | 0 | 0 | 0 | |
| | CHANGE | 0 | 1- | 1- | 0 | 0 | 0 | 0 | 0 | 0 | 0 | 0 | |
| ***** | | | | | | | | | | | | | |
| MERCER CTY TOTAL | 82 | 139 | 3255 | 3394 | 308 | 0 | 62 | 401 | 3 | 58 | 62 | 94 | |
| | 81 | 105 | 3325 | 3430 | 147 | 5 | 92 | 420 | 3 | 76 | 41 | 89 | |
| | CHANGE | 34+ | 70- | 36- | 161+ | 5- | 30- | 19- | 0 | 18- | 21+ | 5+ | |

| JAN THRU DEC 82-81 | | | | PAGE 38 | | | | | | | | | | | |
|--------------------|--------------|-----------------|--|-------------------------------|----------------------------|--------------------------------|------------------|-------------------|----------|-------------------|-----------|------------------|---------------|--|--|
| | COML VICE | SEX OFFENSES | PART II NARCOTIC AND DRUG GAMBLING | ARRESTS BY FAMILY OFFENSES | CHARGE DRIVING UND INFL | AND AGENCY TYPE LIQUOR LAWS | DRUNK- ENNESS | DISORD CONDUCT | VAGRANCY | OTHER OFFENSES | SUSPICION | CURFEW LOITER | RUN- AWAYS | | |
| 02506 | 0 | 0 | 0 | 0 | 0 | 2 | 0 | 0 | 0 | 0 | 0 | 0 | 0 | | |
| | 0 | 0 | 0 | 0 | 0 | 2+ | 0 | 7- | 0 | 0 | 0 | 0 | 0 | | |
| 02507 | 0 | 0 | 1 | 0 | 0 | 7 | 0 | 4 | 0 | 0 | 0 | 1 | 0 | | |
| | 0 | 0 | 0 | 0 | 0 | 2 | 0 | 3 | 0 | 0 | 0 | 3 | 0 | | |
| | 0 | 0 | 1+ | 0 | 0 | 5+ | 0 | 1+ | 0 | 0 | 0 | 2- | 0 | | |
| 02508 | 0 | 0 | 0 | 0 | 0 | 0 | 0 | 0 | 0 | 0 | 0 | 0 | 0 | | |
| | 0 | 0 | 0 | 0 | 0 | 0 | 0 | 0 | 0 | 0 | 0 | 0 | 0 | | |
| ***** | | | | | | | | | | | | | | | |
| 026AL | 0 | 4 | 23 | 4 | 18 | 104 | 0 | 379 | 153 | 0 | 126 | 0 | 18 | | |
| | 0 | 4 | 17 | 0 | 13 | 166 | 2 | 450 | 103 | 6 | 104 | 0 | 20 | | |
| | 0 | 0 | 6+ | 4+ | 5+ | 62- | 2- | 71- | 50+ | 6- | 22+ | 0 | 2- | | |
| ***** | | | | | | | | | | | | | | | |
| 026RU | 0 | 3 | 18 | 4 | 11 | 44 | 0 | 71 | 24 | 0 | 97 | 0 | 2 | | |
| | 0 | 2 | 8 | 0 | 9 | 72 | 0 | 66 | 14 | 0 | 58 | 0 | 2 | | |
| | 0 | 1+ | 10+ | 4+ | 2+ | 28- | 0 | 5+ | 10+ | 0 | 39+ | 0 | 0 | | |
| 026S0 | 0 | 2 | 18 | 0 | 11 | 31 | 0 | 60 | 24 | 0 | 53 | 0 | 1 | | |
| | 0 | 1 | 6 | 0 | 6 | 21 | 0 | 22 | 13 | 0 | 35 | 0 | 0 | | |
| | 0 | 1+ | 12+ | 0 | 5+ | 10+ | 0 | 38+ | 11+ | 0 | 18+ | 0 | 1+ | | |
| 026SP | 0 | 1 | 0 | 4 | 0 | 13 | 0 | 11 | 0 | 0 | 44 | 0 | 1 | | |
| | 0 | 1 | 2 | 0 | 3 | 51 | 0 | 44 | 1 | 0 | 23 | 0 | 2 | | |
| | 0 | 0 | 2- | 4+ | 3- | 38- | 0 | 33- | 1- | 0 | 21+ | 0 | 1- | | |
| 026ZZ | 0 | 1 | 5 | 0 | 7 | 60 | 0 | 308 | 129 | 0 | 29 | 0 | 18 | | |
| | 0 | 2 | 9 | 0 | 4 | 94 | 2 | 384 | 89 | 6 | 46 | 0 | 20 | | |
| | 0 | 1- | 4- | 0 | 3+ | 34- | 2- | 76- | 40+ | 6- | 17- | 0 | 2- | | |
| 02601 | 0 | 1 | 0 | 0 | 7 | 2 | 0 | 43 | 25 | 0 | 3 | 0 | 11 | | |
| | 0 | 1 | 2 | 0 | 2 | 9 | 0 | 26 | 10 | 1 | 2 | 0 | 9 | | |
| | 0 | 0 | 2- | 0 | 5+ | 7- | 0 | 17+ | 15+ | 1- | 1+ | 0 | 2+ | | |
| 02602 | 0 | 0 | 0 | 0 | 0 | 0 | 0 | 13 | 57 | 0 | 19 | 0 | 0 | | |
| | 0 | 0 | 0 | 0 | 0 | 0 | 2 | 26 | 46 | 3 | 14 | 0 | 0 | | |
| | 0 | 0 | 0 | 0 | 0 | 0 | 2- | 13- | 11+ | 3- | 5+ | 0 | 2- | | |
| 02603 | 0 | 0 | 0 | 0 | 0 | 10 | 0 | 14 | 0 | 0 | 0 | 0 | 0 | | |
| | 0 | 0 | 2 | 0 | 0 | 26 | 0 | 23 | 0 | 0 | 3 | 0 | 0 | | |
| | 0 | 0 | 2- | 0 | 0 | 16- | 0 | 9- | 0 | 0 | 3- | 0 | 0 | | |
| 02604 | 0 | 0 | 0 | 0 | 0 | 21 | 0 | 39 | 0 | 0 | 0 | 0 | 0 | | |
| | 0 | 0 | 0 | 0 | 0 | 25 | 0 | 9 | 0 | 0 | 0 | 0 | 0 | | |
| | 0 | 0 | 0 | 0 | 0 | 4- | 0 | 30+ | 0 | 0 | 0 | 0 | 0 | | |
| 02605 | 0 | 0 | 5 | 0 | 0 | 27 | 0 | 199 | 47 | 0 | 7 | 0 | 18 | | |
| | 0 | 1 | 5 | 0 | 2 | 34 | 0 | 300 | 33 | 2 | 27 | 0 | 18 | | |
| | 0 | 1- | 0 | 0 | 2- | 7- | 0 | 101- | 14+ | 2- | 20- | 0 | 5+ | | |
| ***** | | | | | | | | | | | | | | | |
| 027AL | 0 | 0 | 22 | 0 | 2 | 130 | 1 | 379 | 8 | 2 | 186 | 0 | 1 | | |
| | 0 | 2 | 21 | 0 | 2 | 127 | 2 | 423 | 16 | 0 | 74 | 0 | 43 | | |
| | 0 | 2- | 1+ | 0 | 0 | 3+ | 1- | 44- | 8- | 2+ | 112+ | 0 | 1+ | | |
| ***** | | | | | | | | | | | | | | | |
| 027RU | 0 | 0 | 11 | 0 | 0 | 49 | 0 | 114 | 0 | 0 | 153 | 0 | 43 | | |
| | 0 | 1 | 11 | 0 | 2 | 45 | 0 | 90 | 4 | 0 | 61 | 0 | 8 | | |
| | 0 | 1- | 0 | 0 | 2- | 4+ | 0 | 24+ | 4- | 0 | 92+ | 0 | 35+ | | |
| 027S0 | 0 | 0 | 11 | 0 | 0 | 35 | 0 | 92 | 0 | 0 | 137 | 0 | 35 | | |
| | 0 | 1 | 8 | 0 | 2 | 28 | 0 | 65 | 4 | 0 | 19 | 0 | 0 | | |
| | 0 | 1- | 3+ | 0 | 2- | 7+ | 0 | 27+ | 4- | 0 | 118+ | 0 | 35+ | | |
| 027SP | 0 | 0 | 0 | 0 | 0 | 14 | 0 | 22 | 0 | 0 | 16 | 0 | 8 | | |
| | 0 | 0 | 3 | 0 | 0 | 17 | 0 | 25 | 0 | 0 | 42 | 0 | 8 | | |
| | 0 | 0 | 3- | 0 | 0 | 3- | 0 | 3- | 0 | 0 | 26- | 0 | 0 | | |
| 027ZZ | 0 | 0 | 11 | 0 | 2 | 81 | 1 | 265 | 8 | 2 | 33 | 0 | 0 | | |
| | 0 | 1 | 10 | 0 | 0 | 82 | 2 | 333 | 12 | 0 | 13 | 0 | 0 | | |
| | 0 | 1- | 1+ | 0 | 2+ | 1- | 1- | 68- | 4- | 2+ | 20+ | 0 | 0 | | |
| 02701 | 0 | 0 | 5 | 0 | 0 | 61 | 0 | 208 | 2 | 0 | 19 | 0 | 0 | | |
| | 0 | 1 | 8 | 0 | 0 | 60 | 1 | 270 | 4 | 0 | 5 | 0 | 0 | | |
| | 0 | 1- | 3- | 0 | 0 | 1+ | 1- | 62- | 2- | 0 | 14+ | 0 | 0 | | |
| 02702 | 0 | 0 | 4 | 0 | 0 | 5 | 0 | 20 | 0 | 0 | 9 | 0 | 0 | | |
| | 0 | 0 | 1 | 0 | 0 | 2 | 0 | 7 | 0 | 0 | 1 | 0 | 0 | | |
| | 0 | 0 | 3+ | 0 | 0 | 3+ | 0 | 13+ | 2- | 0 | 8+ | 0 | 0 | | |
| 02703 | 0 | 0 | 2 | 0 | 2 | 11 | 1 | 25 | 5 | 2 | 5 | 0 | 0 | | |
| | 0 | 0 | 1 | 0 | 0 | 18 | 1 | 54 | 6 | 0 | 7 | 0 | 0 | | |
| | 0 | 0 | 1+ | 0 | 2+ | 7- | 0 | 29- | 1- | 2+ | 2- | 0 | 0 | | |
| 02704 | 0 | 0 | 0 | 0 | 0 | 4 | 0 | 12 | 1 | 0 | 0 | 0 | 0 | | |
| | 0 | 0 | 0 | 0 | 0 | 2 | 0 | 1 | 0 | 0 | 0 | 0 | 0 | | |
| | 0 | 0 | 0 | 0 | 0 | 2+ | 0 | 11+ | 1+ | 0 | 0 | 0 | 0 | | |
| 02705 | 0 | 0 | 0 | 0 | 0 | 0 | 0 | 0 | 0 | 0 | 0 | 0 | 0 | | |
| | 0 | 0 | 0 | 0 | 0 | 0 | 0 | 0 | 0 | 0 | 0 | 0 | 0 | | |
| | 0 | 0 | 0 | 0 | 0 | 0 | 0 | 0 | 0 | 0 | 0 | 0 | 0 | | |
| 02706 | 0 | 0 | 0 | 0 | 0 | 0 | 0 | 0 | 0 | 0 | 0 | 0 | 0 | | |
| | 0 | 0 | 0 | 0 | 0 | 0 | 0 | 1 | 0 | 0 | 0 | 0 | 0 | | |
| | 0 | 0 | 0 | 0 | 0 | 0 | 0 | 1- | 0 | 0 | 0 | 0 | 0 | | |
| ***** | | | | | | | | | | | | | | | |
| 028AL | 1 | 17 | 33 | 0 | 142 | 218 | 1 | 1504 | 64 | 0 | 412 | 0 | 5 | | |
| | 0 | 8 | 29 | 6 | 135 | 257 | 0 | 1661 | 65 | 1 | 374 | 0 | 21 | | |
| | 1+ | 9+ | 4+ | 6- | 7+ | 39- | 1+ | 157- | 1- | 1- | 38+ | 0 | 12- | | |

| JAN THRU DEC 82-81 | | | PAGE 41 | | | | | | | | | |
|-----------------------|--------|-----|--|------|------|----|-----|-----|----|-----|-----|-----|
| | | | PART II ARRESTS BY CHARGE AND AGENCY TYPE | | | | | | | | | |
| | | | JUVENILE ADULTS GRAND OTHER ARSON FORGERY FRAUD EMBEZZLE STOLEN VANDAL ILLEGAL | | | | | | | | | |
| | | | TOTAL ASSAULTS PROPERTY WEAPONS | | | | | | | | | |
| ***** | | | | | | | | | | | | |
| RURAL | 82 | 15 | 1400 | 1415 | 264 | 0 | 53 | 400 | 1 | 8 | 53 | 53 |
| | 81 | 25 | 1520 | 1545 | 125 | 3 | 88 | 418 | 1 | 29 | 36 | 61 |
| | CHANGE | 10- | 120- | 130- | 139+ | 3- | 35- | 18- | 0 | 21- | 17+ | 8- |
| SHERIFF | 82 | 5 | 1184 | 1189 | 253 | 0 | 12 | 400 | 1 | 4 | 53 | 41 |
| | 81 | 10 | 1197 | 1207 | 109 | 3 | 49 | 411 | 1 | 16 | 36 | 50 |
| | CHANGE | 5- | 13- | 18- | 144+ | 3- | 37- | 11- | 0 | 12- | 17+ | 9- |
| STATE POLICE | 82 | 10 | 216 | 226 | 11 | 0 | 41 | 0 | 0 | 4 | 0 | 12 |
| | 81 | 15 | 323 | 338 | 16 | 0 | 39 | 7 | 0 | 13 | 0 | 11 |
| | CHANGE | 5- | 107- | 112- | 5- | 0 | 2+ | 7- | 0 | 9- | 0 | 1+ |
| MUNICIPAL | 82 | 124 | 1855 | 1979 | 44 | 0 | 9 | 1 | 2 | 50 | 9 | 41 |
| | 81 | 80 | 1805 | 1885 | 22 | 2 | 4 | 2 | 0 | 47 | 5 | 28 |
| | CHANGE | 44+ | 50+ | 94+ | 22+ | 2- | 5+ | 1- | 0 | 3+ | 4+ | 13+ |
| ATHENS PD | 82 | 0 | 0 | 0 | 0 | 0 | 0 | 0 | 0 | 0 | 0 | 0 |
| | 81 | 0 | 2 | 2 | 0 | 0 | 0 | 0 | 0 | 0 | 0 | 0 |
| | CHANGE | 0 | 2- | 2- | 0 | 0 | 0 | 0 | 0 | 0 | 0 | 0 |
| BLUEFIELD PD | 82 | 44 | 937 | 981 | 32 | 0 | 6 | 0 | 2 | 50 | 0 | 14 |
| | 81 | 45 | 1115 | 1160 | 10 | 0 | 3 | 1 | 2 | 45 | 5 | 16 |
| | CHANGE | 1- | 178- | 179- | 22+ | 0 | 3+ | 1- | 0 | 5+ | 5- | 3+ |
| PRINCETON PD | 82 | 73 | 892 | 965 | 6 | 0 | 3 | 1 | 0 | 0 | 5 | 22 |
| | 81 | 33 | 621 | 654 | 12 | 0 | 1 | 1 | 0 | 2 | 0 | 12 |
| | CHANGE | 40+ | 271+ | 311+ | 6- | 0 | 2+ | 0 | 0 | 2- | 5+ | 10+ |
| MATOAKA PD | 82 | 7 | 25 | 32 | 6 | 0 | 0 | 0 | 0 | 0 | 4 | 0 |
| | 81 | 2 | 65 | 67 | 0 | 2 | 0 | 0 | 0 | 0 | 0 | 0 |
| | CHANGE | 5+ | 40- | 35- | 6+ | 2- | 0 | 0 | 0 | 0 | 4+ | 0 |
| BRAMWELL PD | 82 | 0 | 0 | 0 | 0 | 0 | 0 | 0 | 0 | 0 | 0 | 0 |
| | 81 | 0 | 0 | 0 | 0 | 0 | 0 | 0 | 0 | 0 | 0 | 0 |
| | CHANGE | 0 | 0 | 0 | 0 | 0 | 0 | 0 | 0 | 0 | 0 | 0 |
| CONCORD COL SECURITY | 82 | 0 | 1 | 1 | 0 | 0 | 0 | 0 | 0 | 0 | 0 | 0 |
| | 81 | 0 | 2 | 2 | 0 | 0 | 0 | 0 | 0 | 0 | 0 | 0 |
| | CHANGE | 0 | 1- | 1- | 0 | 0 | 0 | 0 | 0 | 0 | 0 | 0 |
| BLUEFIELD ST SECURITY | 82 | 0 | 0 | 0 | 0 | 0 | 0 | 0 | 0 | 0 | 0 | 0 |
| | 81 | 0 | 0 | 0 | 0 | 0 | 0 | 0 | 0 | 0 | 0 | 0 |
| | CHANGE | 0 | 0 | 0 | 0 | 0 | 0 | 0 | 0 | 0 | 0 | 0 |
| ***** | | | | | | | | | | | | |
| MINERAL CTY TOTAL | 82 | 24 | 327 | 351 | 29 | 2 | 6 | 7 | 0 | 5 | 18 | 49 |
| | 81 | 50 | 431 | 481 | 23 | 4 | 7 | 19 | 0 | 17 | 19 | 26 |
| | CHANGE | 26- | 104- | 130- | 6+ | 2- | 1- | 12- | 0 | 12- | 1- | 23+ |
| ***** | | | | | | | | | | | | |
| RURAL | 82 | 6 | 148 | 154 | 11 | 0 | 2 | 7 | 0 | 0 | 10 | 45 |
| | 81 | 6 | 52 | 58 | 2 | 0 | 1 | 5 | 0 | 0 | 0 | 20 |
| | CHANGE | 0 | 96+ | 96+ | 9+ | 0 | 1+ | 2+ | 0 | 0 | 10+ | 25+ |
| SHERIFF | 82 | 3 | 91 | 94 | 5 | 0 | 2 | 3 | 0 | 0 | 0 | 45 |
| | 81 | 6 | 52 | 58 | 2 | 0 | 1 | 5 | 0 | 0 | 0 | 20 |
| | CHANGE | 3- | 39+ | 36+ | 3+ | 0 | 1+ | 2- | 0 | 0 | 0 | 25+ |
| STATE POLICE | 82 | 3 | 57 | 60 | 6 | 0 | 0 | 4 | 0 | 0 | 10 | 0 |
| | 81 | 2 | 114 | 116 | 15 | 3 | 3 | 11 | 0 | 13 | 5 | 11 |
| | CHANGE | 1+ | 57- | 56- | 9- | 3- | 3- | 7- | 0 | 13- | 5+ | 1- |
| MUNICIPAL | 82 | 18 | 179 | 197 | 18 | 2 | 4 | 0 | 0 | 5 | 8 | 4 |
| | 81 | 42 | 265 | 307 | 6 | 1 | 3 | 3 | 0 | 4 | 14 | 5 |
| | CHANGE | 24- | 86- | 110- | 12+ | 1+ | 1+ | 3- | 0 | 1+ | 6- | 1- |
| KEYSER PD | 82 | 16 | 148 | 164 | 11 | 2 | 4 | 0 | 0 | 5 | 2 | 4 |
| | 81 | 30 | 218 | 248 | 0 | 1 | 3 | 3 | 0 | 4 | 12 | 4 |
| | CHANGE | 14- | 70- | 84- | 11+ | 1+ | 1+ | 3- | 0 | 1+ | 10- | 0 |
| PIEDMONT PD | 82 | 2 | 31 | 33 | 7 | 0 | 0 | 0 | 0 | 0 | 6 | 0 |
| | 81 | 12 | 47 | 59 | 6 | 0 | 0 | 0 | 0 | 0 | 2 | 1 |
| | CHANGE | 10- | 16- | 26- | 1+ | 0 | 0 | 0 | 0 | 0 | 4+ | 1- |
| RIDGELEY PD | 82 | 0 | 0 | 0 | 0 | 0 | 0 | 0 | 0 | 0 | 0 | 0 |
| | 81 | 0 | 0 | 0 | 0 | 0 | 0 | 0 | 0 | 0 | 0 | 0 |
| | CHANGE | 0 | 0 | 0 | 0 | 0 | 0 | 0 | 0 | 0 | 0 | 0 |
| ELK GARDEN PD | 82 | 0 | 0 | 0 | 0 | 0 | 0 | 0 | 0 | 0 | 0 | 0 |
| | 81 | 0 | 0 | 0 | 0 | 0 | 0 | 0 | 0 | 0 | 0 | 0 |
| | CHANGE | 0 | 0 | 0 | 0 | 0 | 0 | 0 | 0 | 0 | 0 | 0 |
| POTOMAC ST SECURITY | 82 | 0 | 0 | 0 | 0 | 0 | 0 | 0 | 0 | 0 | 0 | 0 |
| | 81 | 0 | 0 | 0 | 0 | 0 | 0 | 0 | 0 | 0 | 0 | 0 |
| | CHANGE | 0 | 0 | 0 | 0 | 0 | 0 | 0 | 0 | 0 | 0 | 0 |
| ***** | | | | | | | | | | | | |
| MINGO CTY TOTAL | 82 | 56 | 2999 | 3055 | 111 | 3 | 11 | 9 | 2 | 20 | 48 | 84 |
| | 81 | 48 | 2391 | 2439 | 50 | 0 | 6 | 19 | 1 | 7 | 18 | 70 |
| | CHANGE | 8+ | 608+ | 616+ | 61+ | 3+ | 5+ | 10- | 1+ | 13+ | 30+ | 14+ |
| ***** | | | | | | | | | | | | |
| RURAL | 82 | 10 | 1311 | 1321 | 71 | 3 | 10 | 3 | 2 | 20 | 34 | 63 |
| | 81 | 3 | 866 | 869 | 16 | 0 | 4 | 12 | 1 | 4 | 5 | 48 |
| | CHANGE | 7+ | 445+ | 452+ | 55+ | 3+ | 6+ | 9- | 1+ | 16+ | 29+ | 17+ |
| SHERIFF | 82 | 1 | 1204 | 1205 | 63 | 2 | 8 | 3 | 2 | 14 | 34 | 57 |
| | 81 | 2 | 704 | 706 | 3 | 0 | 4 | 8 | 0 | 3 | 2 | 32 |
| | CHANGE | 1- | 500+ | 499+ | 60+ | 2+ | 4+ | 5- | 2+ | 11+ | 32+ | 25+ |
| STATE POLICE | 82 | 9 | 107 | 116 | 8 | 1 | 2 | 0 | 0 | 6 | 0 | 6 |
| | 81 | 1 | 153 | 154 | 13 | 0 | 0 | 4 | 1 | 1 | 3 | 6 |
| | CHANGE | 8+ | 46- | 38- | 5- | 1+ | 2+ | 4- | 1- | 5+ | 3- | 0 |
| MUNICIPAL | 82 | 46 | 1688 | 1734 | 40 | 0 | 1 | 6 | 0 | 0 | 14 | 21 |
| | 81 | 45 | 1534 | 1579 | 34 | 0 | 2 | 7 | 0 | 3 | 13 | 32 |
| | CHANGE | 1+ | 154+ | 155+ | 6+ | 0 | 1- | 1- | 0 | 3- | 1+ | 11 |

| JAN THRU DEC 82-81 | | | | | | | | | | PAGE 42 | | | | | | | | | |
|--------------------|----------|----------|----------|----------|---------|--------|---------|----------|----------|-----------------------------------|-----------|--------|------|-----|--|--|--|--|--|
| PART II | | | | | | | | | | ARRESTS BY CHARGE AND AGENCY TYPE | | | | | | | | | |
| COML | SEX | NARCOTIC | GAMBLING | FAMILY | DRIVING | LIQUOR | DRUNK- | DISORD | VAGRANCY | OTHER | SUSPICION | CURFEW | RUN- | | | | | | |
| VICE | OFFENSES | AND DRUG | OFFENSES | UND INFL | LAWS | ENNESS | CONDUCT | OFFENSES | LOITER | ALWAYS | | | | | | | | | |
| ***** | | | | | | | | | | | | | | | | | | | |
| 028RU | 1 | 5 | 10 | 0 | 142 | 73 | 0 | 117 | 4 | 0 | 228 | 0 | 0 | 3 | | | | | |
| 0 | 5 | 10 | 1 | 135 | 81 | 0 | 0 | 267 | 0 | 0 | 275 | 0 | 0 | 10 | | | | | |
| 1+ | 0 | 0 | 1- | 7+ | 8- | 0 | 0 | 150- | 4+ | 0 | 47- | 0 | 0 | 7- | | | | | |
| 028SD | 1 | 5 | 9 | 0 | 136 | 28 | 0 | 38 | 4 | 0 | 204 | 0 | 0 | 0 | | | | | |
| 0 | 4 | 4 | 0 | 135 | 28 | 0 | 0 | 104 | 0 | 0 | 252 | 0 | 0 | 5 | | | | | |
| 1+ | 1+ | 5+ | 0 | 1+ | 0 | 0 | 0 | 66- | 4+ | 0 | 48- | 0 | 0 | 5- | | | | | |
| 028SP | 0 | 0 | 1 | 0 | 6 | 45 | 0 | 79 | 0 | 0 | 24 | 0 | 0 | 3 | | | | | |
| 0 | 1 | 6 | 1 | 0 | 53 | 0 | 0 | 163 | 0 | 0 | 23 | 0 | 0 | 5 | | | | | |
| 0 | 1- | 5- | 1- | 6+ | 8- | 0 | 0 | 84- | 0 | 0 | 1+ | 0 | 0 | 2- | | | | | |
| 028ZZ | 0 | 12 | 23 | 0 | 0 | 145 | 1 | 1387 | 60 | 0 | 184 | 0 | 5 | 6 | | | | | |
| 0 | 3 | 19 | 5 | 0 | 176 | 0 | 0 | 1394 | 65 | 1 | 99 | 0 | 0 | 11 | | | | | |
| 0 | 9+ | 4+ | 5- | 0 | 31- | 1+ | 0 | 7- | 5- | 1- | 83+ | 0 | 5+ | 15- | | | | | |
| 02801 | 0 | 0 | 0 | 0 | 0 | 0 | 0 | 0 | 0 | 0 | 0 | 0 | 0 | 0 | | | | | |
| 0 | 0 | 0 | 0 | 0 | 0 | 1 | 0 | 1 | 0 | 0 | 0 | 0 | 0 | 0 | | | | | |
| 0 | 0 | 0 | 0 | 0 | 0 | 1- | 0 | 1- | 0 | 0 | 0 | 0 | 0 | 0 | | | | | |
| 02802 | 0 | 2 | 14 | 0 | 0 | 86 | 1 | 672 | 58 | 0 | 37 | 0 | 0 | 2 | | | | | |
| 0 | 1 | 18 | 4 | 0 | 139 | 0 | 0 | 831 | 52 | 0 | 31 | 0 | 0 | 2 | | | | | |
| 0 | 1+ | 4- | 4- | 0 | 53- | 1+ | 0 | 159- | 6+ | 0 | 6+ | 0 | 0 | 0 | | | | | |
| 02803 | 0 | 10 | 9 | 0 | 0 | 59 | 0 | 697 | 2 | 0 | 147 | 0 | 0 | 4 | | | | | |
| 0 | 2 | 1 | 1 | 0 | 30 | 0 | 0 | 509 | 5 | 1 | 68 | 0 | 0 | 9 | | | | | |
| 0 | 8+ | 8+ | 1- | 0 | 29+ | 0 | 0 | 188+ | 3- | 1- | 79+ | 0 | 0 | 5- | | | | | |
| 02804 | 0 | 0 | 0 | 0 | 0 | 0 | 0 | 17 | 0 | 0 | 0 | 0 | 5 | 0 | | | | | |
| 0 | 0 | 0 | 0 | 0 | 0 | 5 | 0 | 52 | 8 | 0 | 0 | 0 | 0 | 0 | | | | | |
| 0 | 0 | 0 | 0 | 0 | 0 | 5- | 0 | 35- | 8- | 0 | 0 | 0 | 5+ | 0 | | | | | |
| 02805 | 0 | 0 | 0 | 0 | 0 | 0 | 0 | 0 | 0 | 0 | 0 | 0 | 0 | 0 | | | | | |
| 0 | 0 | 0 | 0 | 0 | 0 | 0 | 0 | 0 | 0 | 0 | 0 | 0 | 0 | 0 | | | | | |
| 0 | 0 | 0 | 0 | 0 | 0 | 0 | 0 | 0 | 0 | 0 | 0 | 0 | 0 | 0 | | | | | |
| 02806 | 0 | 0 | 0 | 0 | 0 | 0 | 0 | 1 | 0 | 0 | 0 | 0 | 0 | 0 | | | | | |
| 0 | 0 | 0 | 0 | 0 | 0 | 1 | 0 | 1 | 0 | 0 | 0 | 0 | 0 | 0 | | | | | |
| 0 | 0 | 0 | 0 | 0 | 0 | 1- | 0 | 0 | 0 | 0 | 0 | 0 | 0 | 0 | | | | | |
| 02807 | 0 | 0 | 0 | 0 | 0 | 0 | 0 | 0 | 0 | 0 | 0 | 0 | 0 | 0 | | | | | |
| 0 | 0 | 0 | 0 | 0 | 0 | 0 | 0 | 0 | 0 | 0 | 0 | 0 | 0 | 0 | | | | | |
| 0 | 0 | 0 | 0 | 0 | 0 | 0 | 0 | 0 | 0 | 0 | 0 | 0 | 0 | 0 | | | | | |
| ***** | | | | | | | | | | | | | | | | | | | |
| 029AL | 0 | 1 | 8 | 0 | 1 | 19 | 30 | 105 | 19 | 0 | 47 | 0 | 1 | 4 | | | | | |
| 0 | 0 | 19 | 0 | 3 | 43 | 0 | 0 | 221 | 30 | 0 | 33 | 0 | 10 | 7 | | | | | |
| 0 | 1+ | 11- | 0 | 2- | 24- | 30+ | 0 | 116- | 11- | 0 | 14+ | 0 | 9- | 3- | | | | | |
| ***** | | | | | | | | | | | | | | | | | | | |
| 029RU | 0 | 1 | 7 | 0 | 1 | 15 | 0 | 22 | 0 | 0 | 32 | 0 | 0 | 1 | | | | | |
| 0 | 0 | 3 | 0 | 1 | 2 | 0 | 0 | 4 | 0 | 0 | 20 | 0 | 0 | 0 | | | | | |
| 0 | 1+ | 4+ | 0 | 0 | 13+ | 0 | 0 | 18+ | 0 | 0 | 12+ | 0 | 0 | 1+ | | | | | |
| 029SD | 0 | 0 | 0 | 0 | 1 | 2 | 0 | 3 | 0 | 0 | 32 | 0 | 0 | 1 | | | | | |
| 0 | 0 | 3 | 0 | 1 | 2 | 0 | 0 | 4 | 0 | 0 | 20 | 0 | 0 | 0 | | | | | |
| 0 | 0 | 3- | 0 | 0 | 0 | 0 | 0 | 1- | 0 | 0 | 12+ | 0 | 0 | 1+ | | | | | |
| 029SP | 0 | 1 | 7 | 0 | 0 | 13 | 0 | 19 | 0 | 0 | 0 | 0 | 0 | 0 | | | | | |
| 0 | 0 | 7 | 0 | 0 | 26 | 0 | 0 | 32 | 0 | 0 | 0 | 0 | 0 | 0 | | | | | |
| 0 | 1+ | 0 | 0 | 0 | 13- | 0 | 0 | 13- | 0 | 0 | 0 | 0 | 0 | 0 | | | | | |
| 029ZZ | 0 | 0 | 1 | 0 | 0 | 4 | 30 | 83 | 19 | 0 | 15 | 0 | 1 | 3 | | | | | |
| 0 | 0 | 9 | 0 | 2 | 15 | 0 | 0 | 185 | 30 | 0 | 13 | 0 | 10 | 7 | | | | | |
| 0 | 0 | 8- | 0 | 2- | 11- | 30+ | 0 | 102- | 11- | 0 | 2+ | 0 | 9- | 4- | | | | | |
| 02901 | 0 | 0 | 1 | 0 | 0 | 4 | 30 | 77 | 9 | 0 | 11 | 0 | 1 | 3 | | | | | |
| 0 | 0 | 8 | 0 | 0 | 13 | 0 | 30 | 170 | 13 | 0 | 11 | 0 | 1 | 6 | | | | | |
| 0 | 0 | 7- | 0 | 0 | 9- | 30+ | 0 | 93- | 4- | 0 | 0 | 0 | 1+ | 3- | | | | | |
| 02902 | 0 | 0 | 0 | 0 | 0 | 0 | 0 | 6 | 10 | 0 | 4 | 0 | 0 | 0 | | | | | |
| 0 | 0 | 1 | 0 | 2 | 2 | 0 | 0 | 15 | 17 | 0 | 2 | 0 | 10 | 1 | | | | | |
| 0 | 0 | 1- | 0 | 2- | 2- | 0 | 0 | 9- | 7- | 0 | 2+ | 0 | 10- | 1- | | | | | |
| 02903 | 0 | 0 | 0 | 0 | 0 | 0 | 0 | 0 | 0 | 0 | 0 | 0 | 0 | 0 | | | | | |
| 0 | 0 | 0 | 0 | 0 | 0 | 0 | 0 | 0 | 0 | 0 | 0 | 0 | 0 | 0 | | | | | |
| 0 | 0 | 0 | 0 | 0 | 0 | 0 | 0 | 0 | 0 | 0 | 0 | 0 | 0 | 0 | | | | | |
| 02904 | 0 | 0 | 0 | 0 | 0 | 0 | 0 | 0 | 0 | 0 | 0 | 0 | 0 | 0 | | | | | |
| 0 | 0 | 0 | 0 | 0 | 0 | 0 | 0 | 0 | 0 | 0 | 0 | 0 | 0 | 0 | | | | | |
| 0 | 0 | 0 | 0 | 0 | 0 | 0 | 0 | 0 | 0 | 0 | 0 | 0 | 0 | 0 | | | | | |
| 02905 | 0 | 0 | 0 | 0 | 0 | 0 | 0 | 0 | 0 | 0 | 0 | 0 | 0 | 0 | | | | | |
| 0 | 0 | 0 | 0 | 0 | 0 | 0 | 0 | 0 | 0 | 0 | 0 | 0 | 0 | 0 | | | | | |
| 0 | 0 | 0 | 0 | 0 | 0 | 0 | 0 | 0 | 0 | 0 | 0 | 0 | 0 | 0 | | | | | |
| ***** | | | | | | | | | | | | | | | | | | | |
| 030AL | 0 | 17 | 173 | 1 | 6 | 232 | 4 | 1929 | 202 | 1 | 183 | 0 | 0 | 19 | | | | | |
| 0 | 7 | 74 | 2 | 12 | 158 | 21 | 1773 | 177 | 0 | 42 | 0 | 0 | 0 | 2 | | | | | |
| 0 | 10+ | 99+ | 1- | 6- | 74+ | 17- | 156+ | 25+ | 1+ | 141+ | 0 | 0 | 17+ | | | | | | |
| ***** | | | | | | | | | | | | | | | | | | | |
| 030RU | 0 | 11 | 105 | 1 | 4 | 135 | 4 | 626 | 71 | 1 | 149 | 0 | 0 | 8 | | | | | |
| 0 | 3 | 32 | 2 | 2 | 105 | 17 | 536 | 58 | 0 | 26 | 0 | 0 | 0 | 0 | | | | | |
| 0 | 8+ | 73+ | 1- | 2+ | 30+ | 13- | 90+ | 13+ | 1+ | 123+ | 0 | 0 | 0 | 8+ | | | | | |
| 030SD | 0 | 10 | 95 | 0 | 4 | 129 | 3 | 572 | 69 | 1 | 139 | 0 | 0 | 0 | | | | | |
| 0 | 3 | 30 | 0 | 2 | 103 | 0 | 457 | 58 | 0 | 0 | 0 | 0 | 0 | 0 | | | | | |
| 0 | 7+ | 65+ | 0 | 2+ | 26+ | 2+ | 115+ | 11+ | 1+ | 139+ | 0 | 0 | 0 | 0 | | | | | |
| 030SP | 0 | 1 | 10 | 1 | 0 | 6 | 1 | 54 | 2 | 0 | 10 | 0 | 0 | 8 | | | | | |
| 0 | 0 | 1 | 2 | 0 | 2 | 16 | 79 | 2 | 0 | 26 | 0 | 0 | 0 | 0 | | | | | |
| 0 | 1+ | 9+ | 1- | 4+ | 0 | 15- | 25- | 2+ | 0 | 16- | 0 | 0 | 0 | 8+ | | | | | |
| 030ZZ | 0 | 6 | 68 | 0 | 2 | 97 | 0 | 1303 | 131 | 0 | 34 | 0 | 0 | 11 | | | | | |
| 0 | 4 | 43 | 0 | 10 | 53 | 4 | 1237 | 119 | 0 | 16 | 0 | 0 | 0 | 2 | | | | | |
| 0 | 2+ | 25+ | 0 | 8- | 44+ | 4- | 66+ | 12+ | 0 | 18+ | 0 | 0 | 0 | 9+ | | | | | |

| JAN THRU DEC 82-81 | | | | PAGE | | 45 | | PART II ARRESTS BY CHARGE AND AGENCY TYPE | | | | | | | | | |
|----------------------|--|--|--|----------|--------|-------------|----------------|---|---------|-------|----------|-----------------|--------|-----------------|----|--|--|
| | | | | JUVENILE | ADULTS | GRAND TOTAL | OTHER ASSAULTS | ARSON | FORGERY | FRAUD | EMBEZZLE | STOLEN PROPERTY | VANDAL | ILLEGAL WEAPONS | | | |
| GILBERT PD | | | | 82 | 5 | 18 | 23 | 3 | 0 | 0 | 0 | 0 | 0 | 1 | | | |
| 81 | | | | 12 | 64 | 76 | 0 | 0 | 0 | 0 | 0 | 0 | 1 | | | | |
| CHANGE | | | | 7- | 46- | 53- | 3+ | 0 | 0 | 0 | 0 | 0 | 0 | | | | |
| WILLIAMSON PD | | | | 82 | 38 | 1240 | 1278 | 37 | 0 | 1 | 6 | 0 | 14 | 20 | | | |
| 81 | | | | 32 | 1072 | 1104 | 34 | 0 | 2 | 7 | 0 | 3 | 13 | 30 | | | |
| CHANGE | | | | 6+ | 168+ | 174+ | 3+ | 0 | 1- | 1- | 0 | 3- | 1+ | 10- | | | |
| KERMIT PD | | | | 82 | 3 | 199 | 202 | 0 | 0 | 0 | 0 | 0 | 0 | 0 | | | |
| 81 | | | | 1 | 254 | 255 | 0 | 0 | 0 | 0 | 0 | 0 | 0 | 0 | | | |
| CHANGE | | | | 2+ | 55- | 53- | 0 | 0 | 0 | 0 | 0 | 0 | 0 | 1- | | | |
| DELBARTON PD | | | | 82 | 0 | 62 | 62 | 0 | 0 | 0 | 0 | 0 | 0 | 0 | | | |
| 81 | | | | 0 | 0 | 0 | 0 | 0 | 0 | 0 | 0 | 0 | 0 | 0 | | | |
| CHANGE | | | | 0 | 62+ | 62+ | 0 | 0 | 0 | 0 | 0 | 0 | 0 | 0 | | | |
| MATEWAN PD | | | | 82 | 0 | 169 | 169 | 0 | 0 | 0 | 0 | 0 | 0 | 0 | 0 | | |
| 81 | | | | 0 | 144 | 144 | 0 | 0 | 0 | 0 | 0 | 0 | 0 | 0 | 0 | | |
| CHANGE | | | | 0 | 25+ | 25+ | 0 | 0 | 0 | 0 | 0 | 0 | 0 | 0 | 0 | | |
| ***** | | | | | | | | | | | | | | | | | |
| MONONGALIA CTY TOTAL | | | | 82 | 96 | 1573 | 1669 | 109 | 5 | 15 | 79 | 1 | 18 | 40 | 50 | | |
| 81 | | | | 114 | 1792 | 1906 | 71 | 4 | 5 | 46 | 5 | 22 | 38 | 57 | | | |
| CHANGE | | | | 18- | 219- | 237- | 38+ | 1+ | 10+ | 33+ | 4- | 4- | 2+ | 7- | | | |
| ***** | | | | | | | | | | | | | | | | | |
| RURAL | | | | 82 | 8 | 513 | 521 | 51 | 2 | 5 | 72 | 0 | 6 | 11 | 32 | | |
| 81 | | | | 13 | 607 | 620 | 32 | 1 | 2 | 40 | 1 | 13 | 11 | 38 | | | |
| CHANGE | | | | 5- | 94- | 99- | 19+ | 1+ | 3+ | 32+ | 1- | 7- | 0 | 6- | | | |
| SHERIFF | | | | 82 | 1 | 220 | 221 | 10 | 1 | 1 | 1 | 0 | 2 | 11 | 27 | | |
| 81 | | | | 1 | 315 | 316 | 9 | 1 | 0 | 4 | 0 | 5 | 3 | 35 | | | |
| CHANGE | | | | 0 | 95- | 95- | 1+ | 0 | 1+ | 3- | 0 | 3- | 8+ | 2- | | | |
| STATE POLICE | | | | 82 | 7 | 293 | 300 | 41 | 1 | 4 | 71 | 0 | 4 | 0 | 5 | | |
| 81 | | | | 12 | 292 | 304 | 23 | 0 | 2 | 36 | 1 | 8 | 3 | 3 | | | |
| CHANGE | | | | 5- | 1+ | 4- | 18+ | 1+ | 2+ | 35+ | 1- | 4- | 8- | 2+ | | | |
| MUNICIPAL | | | | 82 | 88 | 1060 | 1148 | 58 | 3 | 10 | 7 | 1 | 12 | 29 | 18 | | |
| 81 | | | | 101 | 1185 | 1286 | 39 | 3 | 6 | 4 | 9 | 2 | 27 | 19 | | | |
| CHANGE | | | | 13- | 125- | 138- | 19+ | 0 | 7+ | 1+ | 3- | 3+ | 2+ | 1- | | | |
| MORGANTOWN PD | | | | 82 | 70 | 754 | 824 | 41 | 2 | 9 | 7 | 1 | 9 | 25 | 16 | | |
| 81 | | | | 95 | 844 | 939 | 27 | 3 | 6 | 4 | 5 | 4 | 24 | 19 | | | |
| CHANGE | | | | 25- | 90- | 115- | 14+ | 1- | 6+ | 1+ | 3- | 4+ | 1+ | 3- | | | |
| STAR CITY PD | | | | 82 | 1 | 65 | 66 | 1 | 0 | 0 | 0 | 0 | 0 | 0 | 1 | | |
| 81 | | | | 0 | 71 | 71 | 0 | 0 | 0 | 0 | 0 | 0 | 1 | 0 | | | |
| CHANGE | | | | 1+ | 6- | 5- | 1+ | 0 | 0 | 0 | 0 | 0 | 1- | 1+ | | | |
| WESTOVER PD | | | | 82 | 17 | 136 | 153 | 10 | 0 | 1 | 0 | 0 | 1 | 1 | 1 | | |
| 81 | | | | 5 | 153 | 158 | 5 | 0 | 0 | 0 | 0 | 4 | 0 | 0 | | | |
| CHANGE | | | | 12+ | 17- | 5- | 5+ | 0 | 1+ | 0 | 0 | 3- | 1+ | 1+ | | | |
| OSAGE PD | | | | 82 | 0 | 0 | 0 | 0 | 0 | 0 | 0 | 0 | 0 | 0 | 0 | | |
| 81 | | | | 0 | 0 | 0 | 0 | 0 | 0 | 0 | 0 | 0 | 0 | 0 | | | |
| CHANGE | | | | 0 | 0 | 0 | 0 | 0 | 0 | 0 | 0 | 0 | 0 | 0 | | | |
| WVU SECURITY POLICE | | | | 82 | 0 | 89 | 89 | 6 | 1 | 0 | 0 | 2 | 3 | 0 | 0 | | |
| 81 | | | | 1 | 111 | 112 | 7 | 0 | 0 | 0 | 6 | 2 | 0 | 0 | | | |
| CHANGE | | | | 1- | 22- | 23- | 1- | 1+ | 0 | 0 | 0 | 2+ | 1+ | 0 | | | |
| GRANVILLE PD | | | | 82 | 0 | 16 | 16 | 0 | 0 | 0 | 0 | 0 | 0 | 0 | 0 | | |
| 81 | | | | 0 | 6 | 6 | 0 | 0 | 0 | 0 | 0 | 0 | 0 | 0 | | | |
| CHANGE | | | | 0 | 10+ | 10+ | 0 | 0 | 0 | 0 | 0 | 0 | 0 | 0 | | | |
| ***** | | | | | | | | | | | | | | | | | |
| MONROE CTY TOTAL | | | | 82 | 10 | 336 | 346 | 5 | 30 | 3 | 0 | 0 | 4 | 6 | 30 | | |
| 81 | | | | 9 | 340 | 349 | 10 | 4 | 0 | 1 | 0 | 1 | 6 | 31 | | | |
| CHANGE | | | | 1+ | 4- | 3- | 5- | 26+ | 3+ | 1- | 0 | 3+ | 0 | 1- | | | |
| ***** | | | | | | | | | | | | | | | | | |
| RURAL | | | | 82 | 0 | 266 | 266 | 4 | 30 | 3 | 0 | 0 | 4 | 0 | 30 | | |
| 81 | | | | 6 | 248 | 254 | 7 | 4 | 0 | 1 | 0 | 1 | 0 | 31 | | | |
| CHANGE | | | | 6- | 18+ | 12+ | 3- | 26+ | 3+ | 1- | 0 | 3+ | 0 | 1- | | | |
| SHERIFF | | | | 82 | 0 | 131 | 131 | 3 | 25 | 2 | 0 | 0 | 1 | 0 | 22 | | |
| 81 | | | | 2 | 114 | 116 | 6 | 0 | 0 | 1 | 0 | 0 | 0 | 22 | | | |
| CHANGE | | | | 2- | 17+ | 15+ | 3- | 25+ | 2+ | 1- | 0 | 1+ | 0 | 0 | | | |
| STATE POLICE | | | | 82 | 0 | 135 | 135 | 1 | 5 | 1 | 0 | 3 | 0 | 8 | | | |
| 81 | | | | 4 | 136 | 138 | 1 | 4 | 0 | 0 | 1 | 0 | 9 | | | | |
| CHANGE | | | | 4- | 1+ | 3- | 0 | 1+ | 1+ | 0 | 2+ | 0 | 1- | | | | |
| MUNICIPAL | | | | 82 | 10 | 70 | 80 | 1 | 0 | 0 | 0 | 0 | 6 | 0 | | | |
| 81 | | | | 3 | 92 | 95 | 3 | 0 | 0 | 0 | 0 | 6 | 0 | | | | |
| CHANGE | | | | 7+ | 22- | 15- | 2- | 0 | 0 | 0 | 0 | 0 | 0 | 0 | | | |
| ALDERSON PD | | | | 82 | 10 | 70 | 80 | 1 | 0 | 0 | 0 | 0 | 6 | 0 | | | |
| 81 | | | | 3 | 91 | 94 | 3 | 0 | 0 | 0 | 0 | 6 | 0 | | | | |
| CHANGE | | | | 7+ | 21- | 14- | 2- | 0 | 0 | 0 | 0 | 0 | 0 | 0 | | | |
| UNION PD | | | | 82 | 0 | 0 | 0 | 0 | 0 | 0 | 0 | 0 | 0 | 0 | | | |
| 81 | | | | 0 | 1 | 1 | 0 | 0 | 0 | 0 | 0 | 0 | 0 | 0 | | | |
| CHANGE | | | | 0 | 1- | 1- | 0 | 0 | 0 | 0 | 0 | 0 | 0 | 0 | | | |
| PETERSTOWN PD | | | | 82 | 0 | 0 | 0 | 0 | 0 | 0 | 0 | 0 | 0 | 0 | 0 | | |
| 81 | | | | 0 | 0 | 0 | 0 | 0 | 0 | 0 | 0 | 0 | 0 | 0 | | | |
| CHANGE | | | | 0 | 0 | 0 | 0 | 0 | 0 | 0 | 0 | 0 | 0 | 0 | | | |
| ***** | | | | | | | | | | | | | | | | | |
| MORGAN CTY TOTAL | | | | 82 | 12 | 255 | 267 | 42 | 0 | 1 | 28 | 0 | 5 | 13 | 23 | | |
| 81 | | | | 10 | 185 | 195 | 22 | 0 | 0 | 27 | 0 | 0 | 19 | 23 | | | |
| CHANGE | | | | 2+ | 70+ | 72+ | 20+ | 0 | 1+ | 1+ | 0 | 5+ | 6- | 0 | | | |

| JAN THRU DEC 82-81 | | | | PART II ARRESTS BY CHARGE AND AGENCY TYPE | | | | | | | | | | PAGE 49 | |
|-------------------------|------|-------|-------|---|--------|-------------|----------------|-------|---------|-------|----------|-----------------|--------|-----------------|--|
| | | | | JUVENILE | ADULTS | GRAND TOTAL | OTHER ASSAULTS | ARSON | FORGERY | FRAUD | EMBEZZLE | STOLEN PROPERTY | VANDAL | ILLEGAL WEAPONS | |
| ***** | | | | | | | | | | | | | | | |
| RURAL | 82 | 12 | 255 | 267 | 42 | 0 | 1 | 28 | 0 | 5 | 13 | 23 | | | |
| 81 | 10 | 177 | 187 | 19 | 0 | 0 | 0 | 27 | 0 | 0 | 18 | 23 | | | |
| CHANGE | 2+ | 78+ | 80+ | 23+ | 0 | 0 | 1+ | 1+ | 0 | 5+ | 5- | 0 | | | |
| SHERIFF | 82 | 7 | 128 | 135 | 24 | 0 | 0 | 20 | 0 | 0 | 9 | 19 | | | |
| 81 | 8 | 111 | 119 | 9 | 0 | 0 | 0 | 25 | 0 | 0 | 8 | 22 | | | |
| CHANGE | 1- | 17+ | 16+ | 15+ | 0 | 0 | 0 | 5- | 0 | 0 | 1+ | 3- | | | |
| STATE POLICE | 82 | 5 | 127 | 132 | 18 | 0 | 1 | 8 | 0 | 5 | 4 | 4 | | | |
| 81 | 2 | 65 | 68 | 10 | 0 | 0 | 0 | 2 | 0 | 0 | 10 | 1 | | | |
| CHANGE | 3+ | 61+ | 64+ | 8+ | 0 | 0 | 1+ | 6+ | 0 | 5+ | 6- | 3+ | | | |
| MUNICIPAL | 82 | 0 | 0 | 0 | 0 | 0 | 0 | 0 | 0 | 0 | 0 | 0 | | | |
| 81 | 0 | 8 | 8 | 1 | 0 | 0 | 0 | 0 | 0 | 0 | 1 | 0 | | | |
| CHANGE | 0 | 8- | 8- | 1- | 0 | 0 | 0 | 0 | 0 | 0 | 1- | 0 | | | |
| BERKELEY SPRINGS PD | 82 | 0 | 0 | 0 | 0 | 0 | 0 | 0 | 0 | 0 | 0 | 0 | | | |
| 81 | 0 | 0 | 0 | 0 | 0 | 0 | 0 | 0 | 0 | 0 | 0 | 0 | | | |
| CHANGE | 0 | 0 | 0 | 0 | 0 | 0 | 0 | 0 | 0 | 0 | 0 | 0 | | | |
| PAW-PAW PD | 82 | 0 | 0 | 0 | 0 | 0 | 0 | 0 | 0 | 0 | 0 | 0 | | | |
| 81 | 0 | 8 | 8 | 1 | 0 | 0 | 0 | 0 | 0 | 0 | 1 | 0 | | | |
| CHANGE | 0 | 8- | 8- | 1- | 0 | 0 | 0 | 0 | 0 | 0 | 1- | 0 | | | |
| ***** | | | | | | | | | | | | | | | |
| NICHOLAS CTY TOTAL | 82 | 14 | 1040 | 1054 | 29 | 1 | 4 | 24 | 0 | 3 | 0 | 37 | | | |
| 81 | 45 | 1322 | 1367 | 35 | 0 | 8 | 13 | 77 | 0 | 1 | 3 | 33 | | | |
| CHANGE | 31- | 282- | 313- | 6- | 1+ | 4- | 11+ | 0 | 0 | 2+ | 3- | 4+ | | | |
| ***** | | | | | | | | | | | | | | | |
| RURAL | 82 | 4 | 573 | 577 | 16 | 1 | 1 | 22 | 0 | 2 | 0 | 36 | | | |
| 81 | 15 | 671 | 686 | 6 | 0 | 7 | 3 | 3 | 0 | 1 | 0 | 29 | | | |
| CHANGE | 11- | 98- | 109- | 10+ | 1+ | 6- | 19+ | 0 | 0 | 1+ | 0 | 7+ | | | |
| SHERIFF | 82 | 1 | 359 | 360 | 8 | 0 | 0 | 12 | 0 | 0 | 0 | 36 | | | |
| 81 | 0 | 325 | 325 | 4 | 0 | 0 | 0 | 0 | 0 | 0 | 0 | 22 | | | |
| CHANGE | 1+ | 34+ | 35+ | 4+ | 0 | 0 | 0 | 12+ | 0 | 0 | 0 | 14+ | | | |
| STATE POLICE | 82 | 3 | 214 | 217 | 8 | 1 | 1 | 10 | 0 | 2 | 0 | 0 | | | |
| 81 | 15 | 346 | 361 | 2 | 0 | 7 | 3 | 0 | 0 | 1 | 0 | 7 | | | |
| CHANGE | 12- | 132- | 144- | 6+ | 1+ | 6- | 7+ | 0 | 0 | 1+ | 0 | 7- | | | |
| MUNICIPAL | 82 | 10 | 467 | 477 | 13 | 0 | 3 | 2 | 0 | 1 | 0 | 1 | | | |
| 81 | 30 | 651 | 681 | 29 | 0 | 1 | 10 | 0 | 0 | 0 | 3 | 4 | | | |
| CHANGE | 20- | 184- | 204- | 16- | 0 | 2+ | 8- | 0 | 0 | 1+ | 3- | 3- | | | |
| RICHWOOD PD | 82 | 0 | 302 | 302 | 7 | 0 | 1 | 0 | 0 | 1 | 0 | 1 | | | |
| 81 | 9 | 498 | 507 | 27 | 0 | 0 | 0 | 0 | 0 | 0 | 1 | 2 | | | |
| CHANGE | 9- | 196- | 205- | 20- | 0 | 1+ | 0 | 0 | 0 | 1+ | 1- | 1- | | | |
| SUMMERSVILLE PD | 82 | 10 | 165 | 175 | 6 | 0 | 2 | 2 | 0 | 0 | 0 | 0 | | | |
| 81 | 21 | 153 | 174 | 2 | 0 | 1 | 10 | 0 | 0 | 0 | 2 | 2- | | | |
| CHANGE | 11- | 12+ | 1+ | 4+ | 0 | 1+ | 8- | 0 | 0 | 0 | 2- | 2- | | | |
| ***** | | | | | | | | | | | | | | | |
| OHIO CTY TOTAL | 82 | 161 | 1601 | 1762 | 249 | 11 | 16 | 33 | 3 | 9 | 81 | 71 | | | |
| 81 | 245 | 2230 | 2475 | 282 | 8 | 12 | 68 | 2 | 5 | 105 | 59 | 59 | | | |
| CHANGE | 84- | 629- | 713- | 33- | 3+ | 4+ | 35- | 1+ | 4+ | 24- | 12+ | 12+ | | | |
| ***** | | | | | | | | | | | | | | | |
| RURAL | 82 | 3 | 307 | 310 | 46 | 2 | 3 | 9 | 1 | 7 | 9 | 21 | | | |
| 81 | 0 | 1 | 1 | 0 | 0 | 0 | 0 | 0 | 0 | 0 | 0 | 0 | | | |
| CHANGE | 3+ | 306+ | 309+ | 46+ | 2+ | 3+ | 9+ | 1+ | 7+ | 9+ | 20+ | 20+ | | | |
| SHERIFF | 82 | 2 | 195 | 197 | 29 | 2 | 0 | 8 | 0 | 1 | 0 | 19 | | | |
| 81 | 7 | 178 | 185 | 27 | 0 | 1 | 14 | 0 | 0 | 0 | 0 | 6 | | | |
| CHANGE | 5- | 17+ | 12+ | 2+ | 2+ | 1- | 6- | 0 | 0 | 1+ | 0 | 13+ | | | |
| STATE POLICE | 82 | 1 | 112 | 113 | 17 | 0 | 3 | 1 | 1 | 6 | 9 | 2 | | | |
| 81 | 2 | 160 | 162 | 13 | 1 | 3 | 2 | 0 | 0 | 0 | 2 | 2 | | | |
| CHANGE | 1- | 48- | 49- | 4+ | 1- | 0 | 1- | 0 | 1+ | 6+ | 7+ | 0 | | | |
| MUNICIPAL | 82 | 158 | 1294 | 1452 | 203 | 9 | 13 | 24 | 2 | 2 | 72 | 50 | | | |
| 81 | 9 | 36 | 45 | 4 | 0 | 0 | 0 | 0 | 0 | 0 | 7 | 0 | | | |
| CHANGE | 149+ | 1258+ | 1407+ | 199+ | 9+ | 13+ | 24+ | 2+ | 2+ | 65+ | 50+ | 50+ | | | |
| WHEELING PD | 82 | 158 | 1262 | 1420 | 202 | 9 | 13 | 24 | 2 | 2 | 72 | 49 | | | |
| 81 | 227 | 1856 | 2083 | 238 | 7 | 8 | 52 | 2 | 5 | 96 | 51 | 51 | | | |
| CHANGE | 69- | 594- | 663- | 36- | 2+ | 5+ | 28- | 0 | 3- | 24- | 2- | 2- | | | |
| TRIADDELPHIA PD | 82 | 0 | 0 | 0 | 0 | 0 | 0 | 0 | 0 | 0 | 0 | 0 | | | |
| 81 | 0 | 0 | 0 | 0 | 0 | 0 | 0 | 0 | 0 | 0 | 0 | 0 | | | |
| CHANGE | 0 | 0 | 0 | 0 | 0 | 0 | 0 | 0 | 0 | 0 | 0 | 0 | | | |
| BETHLEHEM PD | 82 | 0 | 5 | 5 | 0 | 0 | 0 | 0 | 0 | 0 | 0 | 0 | | | |
| 81 | 0 | 2 | 2 | 0 | 0 | 0 | 0 | 0 | 0 | 0 | 0 | 0 | | | |
| CHANGE | 0 | 3+ | 3+ | 0 | 0 | 0 | 0 | 0 | 0 | 0 | 0 | 0 | | | |
| WEST LIBERTY PD | 82 | 0 | 3 | 3 | 0 | 0 | 0 | 0 | 0 | 0 | 0 | 0 | | | |
| 81 | 0 | 0 | 0 | 0 | 0 | 0 | 0 | 0 | 0 | 0 | 0 | 0 | | | |
| CHANGE | 0 | 3+ | 3+ | 0 | 0 | 0 | 0 | 0 | 0 | 0 | 0 | 0 | | | |
| VALLEY GROVE PD | 82 | 0 | 11 | 11 | 0 | 0 | 0 | 0 | 0 | 0 | 0 | 0 | | | |
| 81 | 3 | 16 | 19 | 0 | 0 | 0 | 0 | 0 | 0 | 0 | 0 | 0 | | | |
| CHANGE | 3- | 5- | 8- | 0 | 0 | 0 | 0 | 0 | 0 | 0 | 0 | 0 | | | |
| WEST LIBERTY ST COL SEC | 82 | 0 | 13 | 13 | 1 | 0 | 0 | 0 | 0 | 0 | 0 | 1 | | | |
| 81 | 6 | 18 | 24 | 4 | 0 | 0 | 0 | 0 | 0 | 0 | 7 | 0 | | | |
| CHANGE | 6- | 5- | 11- | 3- | 0 | 0 | 0 | 0 | 0 | 0 | 7- | 1+ | | | |
| CLEARVIEW PD | 82 | 0 | 0 | 0 | 0 | 0 | 0 | 0 | 0 | 0 | 0 | 0 | | | |
| 81 | 0 | 0 | 0 | 0 | 0 | 0 | 0 | 0 | 0 | 0 | 0 | 0 | | | |
| CHANGE | 0 | 0 | 0 | 0 | 0 | 0 | 0 | 0 | 0 | 0 | 0 | 0 | | | |

| JAN THRU DEC 82-81 | | PART II ARRESTS BY CHARGE AND AGENCY TYPE | | | | | | | | | | | PAGE 50 | |
|--------------------|---|---|--------------|-------------------|----------|-----------------|------------------|-------------|-------------|----------------|----------|----------------|------------------|-----------|
| | | COMPL VICE | SEX OFFENSES | NARCOTIC AND DRUG | GAMBLING | FAMILY OFFENSES | DRIVING UND INFL | LIQUOR LAWS | DRINK-ENHES | DISORD CONDUCT | VAGRANCY | OTHER OFFENSES | SUSPICION LOITER | RUN-AWAYS |
| ***** | | | | | | | | | | | | | | |
| 033RU | 0 | 0 | 3 | 0 | 2 | 49 | 0 | 51 | 0 | 0 | 0 | 46 | 0 | 4 |
| 0 | 0 | 0 | 0 | 0 | 8 | 19 | 0 | 38 | 0 | 0 | 0 | 35 | 0 | 0 |
| 0 | 0 | 0 | 3+ | 0 | 6- | 30+ | 0 | 13+ | 0 | 0 | 0 | 11+ | 0 | 4+ |
| 03350 | 0 | 0 | 1 | 0 | 2 | 11 | 0 | 25 | 0 | 0 | 0 | 24 | 0 | 0 |
| 0 | 0 | 0 | 0 | 0 | 8 | 2 | 0 | 21 | 0 | 0 | 0 | 24 | 0 | 0 |
| 0 | 0 | 0 | 1+ | 0 | 6- | 9+ | 0 | 4+ | 0 | 0 | 0 | 0 | 0 | 0 |
| 0335P | 0 | 0 | 2 | 0 | 0 | 38 | 0 | 26 | 0 | 0 | 0 | 22 | 0 | 4 |
| 0 | 0 | 0 | 0 | 0 | 0 | 17 | 0 | 17 | 0 | 0 | 0 | 11 | 0 | 0 |
| 0 | 0 | 0 | 2+ | 0 | 0 | 21+ | 0 | 9+ | 0 | 0 | 0 | 11+ | 0 | 4+ |
| 0332Z | 0 | 0 | 0 | 0 | 0 | 0 | 0 | 0 | 0 | 0 | 0 | 0 | 0 | 0 |
| 0 | 0 | 0 | 0 | 0 | 0 | 4 | 0 | 2 | 0 | 0 | 0 | 0 | 0 | 0 |
| 0 | 0 | 0 | 0 | 0 | 0 | 4- | 0 | 2- | 0 | 0 | 0 | 0 | 0 | 0 |
| 03301 | 0 | 0 | 0 | 0 | 0 | 0 | 0 | 0 | 0 | 0 | 0 | 0 | 0 | 0 |
| 0 | 0 | 0 | 0 | 0 | 0 | 0 | 0 | 0 | 0 | 0 | 0 | 0 | 0 | 0 |
| 0 | 0 | 0 | 0 | 0 | 0 | 0 | 0 | 0 | 0 | 0 | 0 | 0 | 0 | 0 |
| 03302 | 0 | 0 | 0 | 0 | 0 | 0 | 0 | 0 | 0 | 0 | 0 | 0 | 0 | 0 |
| 0 | 0 | 0 | 0 | 0 | 0 | 4 | 0 | 2 | 0 | 0 | 0 | 0 | 0 | 0 |
| 0 | 0 | 0 | 0 | 0 | 0 | 4- | 0 | 2- | 0 | 0 | 0 | 0 | 0 | 0 |
| ***** | | | | | | | | | | | | | | |
| 034AL | 0 | 1 | 64 | 1 | 1 | 211 | 1 | 492 | 47 | 0 | 0 | 138 | 0 | 0 |
| 0 | 0 | 1 | 77 | 2 | 2 | 238 | 12 | 772 | 34 | 12 | 0 | 116 | 0 | 8 |
| 0 | 0 | 0 | 13- | 1- | 1- | 27- | 11- | 280- | 13+ | 12- | 0 | 22+ | 0 | 8- |
| ***** | | | | | | | | | | | | | | |
| 034RU | 0 | 1 | 51 | 1 | 1 | 122 | 1 | 247 | 0 | 0 | 0 | 75 | 0 | 0 |
| 0 | 0 | 1 | 52 | 2 | 2 | 117 | 12 | 389 | 0 | 5 | 0 | 53 | 0 | 7 |
| 0 | 0 | 0 | 1- | 1- | 1- | 5+ | 11- | 142- | 0 | 5- | 0 | 22+ | 0 | 7- |
| 03450 | 0 | 0 | 29 | 0 | 0 | 83 | 0 | 175 | 0 | 0 | 0 | 17 | 0 | 0 |
| 0 | 0 | 0 | 17 | 0 | 0 | 50 | 8 | 200 | 0 | 0 | 0 | 19 | 0 | 0 |
| 0 | 0 | 0 | 12+ | 0 | 0 | 33+ | 8- | 25- | 0 | 5- | 0 | 2- | 0 | 0 |
| 0345P | 0 | 1 | 22 | 1 | 1 | 39 | 1 | 72 | 0 | 0 | 0 | 58 | 0 | 0 |
| 0 | 0 | 1 | 35 | 2 | 2 | 67 | 4 | 189 | 0 | 0 | 0 | 34 | 0 | 7 |
| 0 | 0 | 0 | 13- | 1- | 1- | 28- | 3- | 117- | 0 | 0 | 0 | 24+ | 0 | 7- |
| 0342Z | 0 | 0 | 13 | 0 | 0 | 89 | 0 | 245 | 47 | 0 | 0 | 63 | 0 | 0 |
| 0 | 0 | 0 | 25 | 0 | 0 | 121 | 0 | 383 | 34 | 7 | 0 | 63 | 0 | 0 |

| PART II ARRESTS BY CHARGE AND AGENCY TYPE | | ARSON | FORGERY | FRAUD | EMBEZZLE | STOLEN PROPERTY | VANDAL | ILLEGAL WEAPONS |
|---|----------------|-------|---------|-------|----------|-----------------|--------|-----------------|
| JUVENILE | ADULTS | | | | | | | |
| GRAND TOTAL | OTHER ASSAULTS | | | | | | | |

180[illegible]181

| JAN THRU DEC 82-81 | | | | PAGE 61 | | | | | | | | | | | |
|---|----|-----|------|--|-----|----|-----|-----|----|----|----|-----|--|--|--|
| PART II ARRESTS BY CHARGE AND AGENCY TYPE | | | | ARSON FORGERY FRAUD EMBEZZLE STOLEN VANDAL ILLEGAL WEAPONS | | | | | | | | | | | |
| JUVENILE ADULTS TOTAL | | | | PROPERTY | | | | | | | | | | | |
| ***** | | | | | | | | | | | | | | | |
| RURAL | 82 | 32 | 794 | 826 | 33 | 1 | 37 | 330 | 0 | 3 | 7 | 65 | | | |
| CHANGE | 81 | 27 | 950 | 977 | 35 | 8 | 33 | 387 | 2 | 4 | 9 | 29 | | | |
| | | 5+ | 156- | 151- | 2- | 7- | 4+ | 57- | 2- | 1- | 2- | 36+ | | | |
| SHERIFF | 82 | 11 | 233 | 244 | 0 | 0 | 0 | 0 | 0 | 0 | 0 | 64 | | | |
| CHANGE | 81 | 3 | 259 | 262 | 0 | 0 | 0 | 0 | 0 | 0 | 0 | 28 | | | |
| | | 8+ | 26- | 18- | 0 | 0 | 0 | 0 | 0 | 0 | 0 | 36+ | | | |
| STATE POLICE | 82 | 21 | 561 | 582 | 33 | 1 | 37 | 330 | 0 | 3 | 7 | 1 | | | |
| CHANGE | 81 | 24 | 691 | 715 | 35 | 8 | 33 | 387 | 2 | 4 | 9 | 1 | | | |
| | | 3- | 130- | 133- | 2- | 7- | 4+ | 57- | 2- | 1- | 2- | 0 | | | |
| MUNICIPAL | 82 | 33 | 352 | 385 | 11 | 2 | 0 | 0 | 2 | 2 | 6 | 0 | | | |
| CHANGE | 81 | 32 | 598 | 630 | 17 | 0 | 7 | 0 | 2 | 2 | 15 | 3 | | | |
| | | 1+ | 246- | 245- | 6- | 2+ | 7- | 0 | 2+ | 1+ | 9- | 0- | | | |
| ELKINS PD | 82 | 33 | 352 | 385 | 11 | 2 | 0 | 0 | 2 | 2 | 6 | 0 | | | |
| CHANGE | 81 | 32 | 576 | 608 | 17 | 0 | 7 | 0 | 0 | 1 | 13 | 3 | | | |
| | | 1+ | 224- | 223- | 6- | 2+ | 7- | 0 | 2+ | 1+ | 7- | 3- | | | |
| MILL CREEK PD | 82 | 0 | 0 | 0 | 0 | 0 | 0 | 0 | 0 | 0 | 0 | 0 | | | |
| CHANGE | 81 | 0 | 22 | 22 | 0 | 0 | 0 | 0 | 0 | 0 | 2 | 0 | | | |
| | | 0 | 22- | 22- | 0 | 0 | 0 | 0 | 0 | 0 | 2- | 0 | | | |
| ***** | | | | | | | | | | | | | | | |
| RITCHIE CTY TOTAL | 82 | 4 | 163 | 167 | 6 | 3 | 0 | 1 | 0 | 0 | 1 | 68 | | | |
| CHANGE | 81 | 17 | 86 | 103 | 12 | 1 | 0 | 1 | 0 | 2 | 2 | 41 | | | |
| | | 13- | 77+ | 64+ | 6- | 2+ | 0 | 0 | 0 | 2- | 1- | 27+ | | | |
| ***** | | | | | | | | | | | | | | | |
| RURAL | 82 | 3 | 150 | 153 | 4 | 3 | 0 | 1 | 0 | 0 | 0 | 68 | | | |
| CHANGE | 81 | 13 | 65 | 78 | 5 | 1 | 0 | 1 | 0 | 1 | 1 | 28 | | | |
| | | 10- | 85+ | 75+ | 1- | 2+ | 0 | 0 | 0 | 0 | 1- | 40 | | | |
| SHERIFF | 82 | 3 | 138 | 141 | 4 | 3 | 0 | 1 | 0 | 0 | 0 | 68 | | | |
| CHANGE | 81 | 13 | 61 | 74 | 4 | 1 | 0 | 1 | 0 | 0 | 1 | 40 | | | |
| | | 10- | 77+ | 67+ | 0 | 2+ | 0 | 0 | 0 | 0 | 1- | 28+ | | | |
| STATE POLICE | 82 | 0 | 12 | 12 | 0 | 0 | 0 | 0 | 0 | 0 | 0 | 0 | | | |
| CHANGE | 81 | 0 | 4 | 4 | 1 | 0 | 0 | 0 | 0 | 1 | 0 | 0 | | | |
| | | 0 | 8+ | 8+ | 1- | 0 | 0 | 0 | 0 | 1- | 0 | 0 | | | |
| MUNICIPAL | 82 | 1 | 13 | 14 | 2 | 0 | 0 | 0 | 0 | 0 | 1 | 0 | | | |
| CHANGE | 81 | 4 | 21 | 25 | 7 | 0 | 0 | 0 | 0 | 1 | 1 | 1 | | | |
| | | 3- | 8- | 11- | 5- | 0 | 0 | 0 | 0 | 1- | 0 | 1- | | | |
| HARRISVILLE PD | 82 | 1 | 11 | 12 | 2 | 0 | 0 | 0 | 0 | 0 | 1 | 0 | | | |
| CHANGE | 81 | 4 | 13 | 17 | 6 | 0 | 0 | 0 | 0 | 0 | 1 | 1 | | | |
| | | 3- | 2- | 5- | 4- | 0 | 0 | 0 | 0 | 0 | 0 | 1- | | | |
| PENNSBORO PD | 82 | 0 | 2 | 2 | 0 | 0 | 0 | 0 | 0 | 0 | 0 | 0 | | | |
| CHANGE | 81 | 0 | 8 | 8 | 1 | 0 | 0 | 0 | 0 | 1 | 0 | 0 | | | |
| | | 0 | 6- | 6- | 1- | 0 | 0 | 0 | 0 | 1- | 0 | 0 | | | |
| CAIRO PD | 82 | 0 | 0 | 0 | 0 | 0 | 0 | 0 | 0 | 0 | 0 | 0 | | | |
| CHANGE | 81 | 0 | 0 | 0 | 0 | 0 | 0 | 0 | 0 | 0 | 0 | 0 | | | |
| | | 0 | 0 | 0 | 0 | 0 | 0 | 0 | 0 | 0 | 0 | 0 | | | |
| ***** | | | | | | | | | | | | | | | |
| ROANE CTY TOTAL | 82 | 9 | 376 | 385 | 2 | 4 | 5 | 27 | 0 | 3 | 9 | 45 | | | |
| CHANGE | 81 | 16 | 670 | 686 | 24 | 2 | 19 | 24 | 0 | 1 | 16 | 52 | | | |
| | | 7- | 294- | 301- | 22- | 2+ | 14- | 3+ | 0 | 2+ | 7- | 7- | | | |
| ***** | | | | | | | | | | | | | | | |
| RURAL | 82 | 7 | 280 | 287 | 2 | 4 | 1 | 27 | 0 | 3 | 3 | 44 | | | |
| CHANGE | 81 | 8 | 478 | 486 | 24 | 2 | 19 | 24 | 0 | 1 | 10 | 50 | | | |
| | | 1- | 198- | 199- | 22- | 2+ | 18- | 3+ | 0 | 2+ | 7- | 6- | | | |
| SHERIFF | 82 | 6 | 217 | 223 | 2 | 0 | 0 | 26 | 0 | 0 | 0 | 42 | | | |
| CHANGE | 81 | 6 | 379 | 385 | 17 | 0 | 15 | 19 | 0 | 0 | 1 | 48 | | | |
| | | 0 | 162- | 162- | 15- | 0 | 15- | 7+ | 0 | 0 | 1- | 6- | | | |
| STATE POLICE | 82 | 1 | 63 | 64 | 0 | 4 | 1 | 0 | 0 | 3 | 3 | 2 | | | |
| CHANGE | 81 | 2 | 99 | 101 | 7 | 2 | 4 | 5 | 0 | 1 | 9 | 0 | | | |
| | | 1- | 36- | 37- | 7- | 2+ | 3- | 4- | 0 | 2+ | 6- | 0 | | | |
| MUNICIPAL | 82 | 2 | 96 | 98 | 0 | 0 | 4 | 0 | 0 | 0 | 6 | 1 | | | |
| CHANGE | 81 | 8 | 192 | 200 | 0 | 0 | 0 | 0 | 0 | 0 | 6 | 2 | | | |
| | | 6- | 96- | 102- | 0 | 0 | 4+ | 0 | 0 | 0 | 0 | 1- | | | |
| SPENCER PD | 82 | 2 | 96 | 98 | 0 | 0 | 4 | 0 | 0 | 0 | 6 | 1 | | | |
| CHANGE | 81 | 8 | 192 | 200 | 0 | 0 | 0 | 0 | 0 | 0 | 6 | 2 | | | |
| | | 6- | 96- | 102- | 0 | 0 | 4+ | 0 | 0 | 0 | 0 | 1- | | | |
| ***** | | | | | | | | | | | | | | | |
| SUMMERS CTY TOTAL | 82 | 19 | 795 | 814 | 34 | 13 | 6 | 0 | 9 | 5 | 34 | | | | |
| CHANGE | 81 | 32 | 1261 | 1293 | 62 | 1 | 0 | 15 | 0 | 2 | 13 | 46 | | | |
| | | 13- | 664- | 679- | 28- | 0 | 13+ | 9- | 0 | 7+ | 3- | 12- | | | |
| ***** | | | | | | | | | | | | | | | |
| RURAL | 82 | 11 | 450 | 461 | 23 | 0 | 11 | 6 | 0 | 3 | 5 | 32 | | | |
| CHANGE | 81 | 8 | 577 | 585 | 49 | 1 | 0 | 15 | 0 | 2 | 11 | 34 | | | |
| | | 3+ | 127- | 124- | 26- | 1- | 11+ | 9- | 0 | 1+ | 6- | 2- | | | |
| SHERIFF | 82 | 2 | 184 | 186 | 20 | 0 | 1 | 0 | 0 | 3 | 0 | 28 | | | |
| CHANGE | 81 | 2 | 283 | 285 | 45 | 1 | 0 | 1 | 0 | 1 | 0 | 31 | | | |
| | | 0 | 99- | 99- | 25- | 1- | 1+ | 1- | 0 | 2+ | 0 | 3- | | | |
| STATE POLICE | 82 | 9 | 266 | 275 | 3 | 0 | 10 | 6 | 0 | 0 | 5 | 4 | | | |
| CHANGE | 81 | 6 | 294 | 300 | 4 | 0 | 0 | 14 | 0 | 1 | 11 | 3 | | | |
| | | 3+ | 28- | 25- | 1- | 0 | 10+ | 8- | 0 | 1- | 6- | 1 | | | |

| JAN THRU DEC 82-81 | | | | | | | | | | | | | | PAGE 62 | | | | | | | | | | | | | |
|---|---|---|---|---|---|----|---|-----|---|---|---|---|--|---|---|---|---|---|---|----|---|-----|---|---|---|---|--|
| PART II ARRESTS BY CHARGE AND AGENCY TYPE | | | | | | | | | | | | | | PART II ARRESTS BY CHARGE AND AGENCY TYPE | | | | | | | | | | | | | |
| CCML VICE SEX NARCOTIC GAMBLING | | | | | | | | | | | | | | CCML VICE SEX NARCOTIC GAMBLING | | | | | | | | | | | | | |
| OFFENSES AND DRUG OFFENSES UND INFL | | | | | | | | | | | | | | OFFENSES AND DRUG OFFENSES UND INFL | | | | | | | | | | | | | |
| ***** | | | | | | | | | | | | | | ***** | | | | | | | | | | | | | |
| 042RU | 0 | 7 | 8 | 2 | 3 | 57 | 0 | 169 | 0 | 0 | 0 | 0 | | 042RU | 0 | 7 | 8 | 2 | 3 | 57 | 0 | 169 | 0 | 0 | 0 | 0 | |
| CHANGE | 0 | 0 | 3 | 2 | 7 | 60 | 0 | 271 | 0 | 0 | 0 | 0 | | CHANGE | 0 | 0 | 3 | 2 | 7 | 60 | 0 | 271 | 0 | 0 | 0 | 0 | |
| 04250 | 0 | 7 | 4 | 0 | 3 | 26 | 0 | 92 | 0 | 0 | 0 | 0 | | 04250 | 0 | 7 | 4 | 0 | 3 | 26 | 0 | 92 | 0 | 0 | 0 | 0 | |
| CHANGE | 0 | 0 | | | | | | | | | | | | | | | | | | | | | | | | | |

| JAN THRU DEC 82-81 | | PART II ARRESTS BY CHARGE AND AGENCY TYPE | | | | PAGE 65 | | | | | | | | | |
|--------------------|--|---|--------|-------------|----------------|---------|---------|-------|----------|-----------------|--------|-----------------|---|--|--|
| | | JUVENILE | ADULTS | GRAND TOTAL | OTHER ASSAULTS | ARSON | FORGERY | FRAUD | EMBEZZLE | STOLEN PROPERTY | VANDAL | ILLEGAL WEAPONS | | | |
| MUNICIPAL | | 82 | 8 | 345 | 353 | 11 | 1 | 2 | 0 | 0 | 6 | 0 | 2 | | |
| 81 | | 24 | 684 | 708 | 13 | 0 | 0 | 0 | 0 | 0 | 2 | 12 | | | |
| CHANGE | | 16- | 339- | 355- | 2- | 1+ | 2+ | 0 | 0 | 6+ | 2- | 10- | | | |
| HINTON PD | | 82 | 8 | 345 | 353 | 11 | 1 | 2 | 0 | 0 | 6 | 0 | 2 | | |
| 81 | | 24 | 684 | 708 | 13 | 0 | 0 | 0 | 0 | 0 | 2 | 12 | | | |
| CHANGE | | 16- | 339- | 355- | 2- | 1+ | 2+ | 0 | 0 | 6+ | 2- | 10- | | | |
| ***** | | | | | | | | | | | | | | | |
| TAYLOR CTY | | 82 | 7 | 591 | 598 | 47 | 1 | 1 | 0 | 1 | 4 | 20 | | | |
| 81 | | 14 | 643 | 657 | 74 | 1 | 1 | 15 | 0 | 3 | 5 | 24 | | | |
| CHANGE | | 7- | 52- | 59- | 27- | 0 | 0 | 15- | 0 | 2- | 1- | 6- | | | |
| ***** | | | | | | | | | | | | | | | |
| RURAL | | 82 | 7 | 461 | 468 | 47 | 1 | 1 | 0 | 1 | 4 | 20 | | | |
| 81 | | 14 | 492 | 506 | 73 | 1 | 1 | 15 | 0 | 3 | 3 | 25 | | | |
| CHANGE | | 7- | 31- | 38- | 26- | 0 | 0 | 15- | 0 | 2- | 1+ | 5- | | | |
| SHERIFF | | 82 | 3 | 312 | 315 | 46 | 1 | 1 | 0 | 0 | 4 | 14 | | | |
| 81 | | 6 | 270 | 276 | 52 | 0 | 1 | 15 | 0 | 2 | 0 | 18 | | | |
| CHANGE | | 3- | 42+ | 39+ | 6- | 1+ | 0 | 15- | 0 | 2- | 4+ | 4- | | | |
| STATE POLICE | | 82 | 4 | 149 | 153 | 1 | 0 | 0 | 0 | 1 | 0 | 6 | | | |
| 81 | | 8 | 222 | 230 | 21 | 1 | 0 | 0 | 0 | 1 | 3 | 7 | | | |
| CHANGE | | 4- | 73- | 77- | 20- | 1- | 0 | 0 | 0 | 0 | 3- | 1- | | | |
| MUNICIPAL | | 82 | 0 | 130 | 130 | 0 | 0 | 0 | 0 | 0 | 0 | 0 | | | |
| 81 | | 0 | 151 | 151 | 1 | 0 | 0 | 0 | 0 | 0 | 2 | 0 | | | |
| CHANGE | | 0 | 21- | 21- | 1- | 0 | 0 | 0 | 0 | 0 | 2- | 1- | | | |
| GRAFTON PD | | 82 | 0 | 130 | 130 | 0 | 0 | 0 | 0 | 0 | 0 | 0 | | | |
| 81 | | 0 | 151 | 151 | 1 | 0 | 0 | 0 | 0 | 0 | 2 | 1 | | | |
| CHANGE | | 0 | 21- | 21- | 1- | 0 | 0 | 0 | 0 | 0 | 2- | 1- | | | |
| FLEMINGTON PD | | 82 | 0 | 0 | 0 | 0 | 0 | 0 | 0 | 0 | 0 | 0 | | | |
| 81 | | 0 | 0 | 0 | 0 | 0 | 0 | 0 | 0 | 0 | 0 | 0 | | | |
| CHANGE | | 0 | 0 | 0 | 0 | 0 | 0 | 0 | 0 | 0 | 0 | 0 | | | |
| ***** | | | | | | | | | | | | | | | |
| TUCKER CTY | | 82 | 31 | 503 | 534 | 57 | 3 | 3 | 154 | 2 | 7 | 83 | | | |
| 81 | | 18 | 459 | 477 | 50 | 1 | 1 | 103 | 1 | 6 | 2 | 55 | | | |
| CHANGE | | 13+ | 44+ | 57+ | 7+ | 2+ | 2+ | 51+ | 1+ | 6- | 5+ | 28+ | | | |
| ***** | | | | | | | | | | | | | | | |
| RURAL | | 82 | 17 | 451 | 468 | 50 | 3 | 3 | 154 | 2 | 7 | 82 | | | |
| 81 | | 6 | 378 | 384 | 49 | 1 | 1 | 103 | 1 | 1 | 2 | 54 | | | |
| CHANGE | | 11+ | 73+ | 84+ | 1+ | 2+ | 2+ | 51+ | 1+ | 1- | 5+ | 28+ | | | |
| SHERIFF | | 82 | 14 | 258 | 272 | 23 | 0 | 2 | 36 | 2 | 0 | 74 | | | |
| 81 | | 6 | 230 | 236 | 21 | 0 | 1 | 36 | 0 | 0 | 1 | 53 | | | |
| CHANGE | | 8+ | 28+ | 36+ | 2+ | 0 | 1+ | 0 | 2+ | 0 | 3+ | 21+ | | | |
| STATE POLICE | | 82 | 3 | 193 | 196 | 27 | 3 | 1 | 118 | 0 | 3 | 8 | | | |
| 81 | | 0 | 148 | 148 | 23 | 1 | 0 | 67 | 1 | 1 | 1 | 1 | | | |
| CHANGE | | 3+ | 45+ | 48+ | 1- | 2+ | 1+ | 51+ | 1- | 1- | 2+ | 7+ | | | |
| MUNICIPAL | | 82 | 14 | 52 | 66 | 7 | 0 | 0 | 0 | 0 | 0 | 1 | | | |
| 81 | | 12 | 81 | 93 | 1 | 0 | 0 | 0 | 0 | 5 | 0 | 1 | | | |
| CHANGE | | 2+ | 29- | 27- | 6+ | 0 | 0 | 0 | 0 | 5- | 0 | 0 | | | |
| PARSONS PD | | 82 | 11 | 23 | 34 | 1 | 0 | 0 | 0 | 0 | 0 | 0 | | | |
| 81 | | 7 | 58 | 65 | 0 | 0 | 0 | 0 | 0 | 3 | 0 | 0 | | | |
| CHANGE | | 4+ | 35- | 31- | 1+ | 0 | 0 | 0 | 0 | 3- | 0 | 0 | | | |
| THOMAS PD | | 82 | 0 | 0 | 0 | 0 | 0 | 0 | 0 | 0 | 0 | 0 | | | |
| 81 | | 0 | 0 | 0 | 0 | 0 | 0 | 0 | 0 | 0 | 0 | 0 | | | |
| CHANGE | | 0 | 0 | 0 | 0 | 0 | 0 | 0 | 0 | 0 | 0 | 0 | | | |
| DAVIS PD | | 82 | 3 | 29 | 32 | 6 | 0 | 0 | 0 | 0 | 0 | 1 | | | |
| 81 | | 5 | 23 | 28 | 1 | 0 | 0 | 0 | 0 | 2 | 0 | 1 | | | |
| CHANGE | | 2- | 6+ | 4+ | 5+ | 0 | 0 | 0 | 0 | 2- | 0 | 0 | | | |
| HAMBLETON PD | | 82 | 0 | 0 | 0 | 0 | 0 | 0 | 0 | 0 | 0 | 0 | | | |
| 81 | | 0 | 0 | 0 | 0 | 0 | 0 | 0 | 0 | 0 | 0 | 0 | | | |
| CHANGE | | 0 | 0 | 0 | 0 | 0 | 0 | 0 | 0 | 0 | 0 | 0 | | | |
| ***** | | | | | | | | | | | | | | | |
| TYLER CTY | | 82 | 55 | 390 | 445 | 19 | 4 | 2 | 0 | 2 | 35 | 54 | | | |
| 81 | | 72 | 428 | 500 | 28 | 2 | 2 | 3 | 0 | 12 | 28 | 64 | | | |
| CHANGE | | 17- | 38- | 55- | 9- | 2+ | 0 | 3- | 2+ | 10- | 7+ | 10- | | | |
| ***** | | | | | | | | | | | | | | | |
| RURAL | | 82 | 11 | 185 | 196 | 4 | 4 | 0 | 2 | 2 | 8 | 54 | | | |
| 81 | | 32 | 241 | 273 | 14 | 1 | 1 | 2 | 0 | 5 | 11 | 61 | | | |
| CHANGE | | 21- | 56- | 77- | 10- | 3+ | 1- | 2- | 2+ | 3- | 3- | 7- | | | |
| SHERIFF | | 82 | 11 | 162 | 173 | 3 | 4 | 0 | 2 | 2 | 6 | 54 | | | |
| 81 | | 30 | 214 | 244 | 13 | 0 | 1 | 1 | 0 | 5 | 11 | 60 | | | |
| CHANGE | | 19- | 52- | 71- | 10- | 4+ | 1- | 1- | 2+ | 3- | 5- | 6- | | | |
| STATE POLICE | | 82 | 0 | 23 | 23 | 1 | 0 | 0 | 0 | 0 | 2 | 0 | | | |
| 81 | | 2 | 27 | 29 | 1 | 1 | 0 | 1 | 0 | 0 | 0 | 1 | | | |
| CHANGE | | 2- | 4- | 6- | 0 | 1- | 0 | 1- | 0 | 0 | 2+ | 1- | | | |
| MUNICIPAL | | 82 | 44 | 205 | 249 | 15 | 0 | 2 | 0 | 0 | 27 | 0 | | | |
| 81 | | 40 | 187 | 227 | 14 | 1 | 1 | 1 | 0 | 7 | 17 | 3 | | | |
| CHANGE | | 4+ | 18+ | 22+ | 1+ | 1- | 1+ | 1- | 0 | 7- | 10+ | 3- | | | |
| PADEN CITY PD | | 82 | 36 | 51 | 87 | 0 | 0 | 0 | 0 | 0 | 27 | 0 | | | |
| 81 | | 31 | 54 | 85 | 5 | 0 | 1 | 1 | 0 | 4 | 14 | 2 | | | |
| CHANGE | | 5+ | 3- | 2+ | 5- | 0 | 1- | 1- | 0 | 4- | 13+ | 2- | | | |
| SISTERSVILLE PD | | 82 | 8 | 143 | 151 | 15 | 0 | 2 | 0 | 0 | 0 | 0 | | | |
| 81 | | 8 | 121 | 129 | 9 | 0 | 0 | 0 | 0 | 2 | 2 | 0 | | | |
| CHANGE | | 0 | 22+ | 22+ | 6+ | 0 | 2+ | 0 | 0 | 2- | 2- | 0 | | | |

| JAN THRU DEC 82-81 | | PAGE 69 PART II ARRESTS BY CHARGE AND AGENCY TYPE JUVENILE ADULTS GRAND TOTAL OTHER ASSAULTS ARSON FORGERY FRAUD EMBEZZLE STOLEN PROPERTY VANDAL ILLEGAL WEAPONS | | | | | | | | | | |
|---------------------|-----|--|------|------|-----|----|------|-----|----|-----|-----|-----|
| MIDDLEBOURNE PD | 82 | 0 | 11 | 11 | 0 | 0 | 0 | 0 | 0 | 0 | 0 | 0 |
| 81 | 1 | 12 | 13 | 0 | 1 | 0 | 0 | 0 | 1 | 1 | 1 | 1 |
| CHANGE | 1- | 1- | 2- | 0 | 1- | 0 | 0 | 0 | 1- | 1- | 1- | 1- |
| FRIENDLY PD | 82 | 0 | 0 | 0 | 0 | 0 | 0 | 0 | 0 | 0 | 0 | 0 |
| 81 | 0 | 0 | 0 | 0 | 0 | 0 | 0 | 0 | 0 | 0 | 0 | 0 |
| CHANGE | 0 | 0 | 0 | 0 | 0 | 0 | 0 | 0 | 0 | 0 | 0 | 0 |
| UPSHUR CTY TOTAL | 82 | 47 | 1353 | 1400 | 108 | 15 | 567 | 10 | 5 | 16 | 46 | 61 |
| 81 | 33 | 1561 | 1594 | 145 | 0 | 7 | 369 | 0 | 1 | 6 | 36 | 46 |
| CHANGE | 14+ | 208- | 194- | 37- | 0 | 8+ | 198+ | 10+ | 4+ | 10+ | 10+ | 10+ |
| RURAL | 82 | 36 | 1051 | 1087 | 95 | 0 | 567 | 10 | 5 | 7 | 46 | 61 |
| 81 | 25 | 1349 | 1374 | 138 | 0 | 7 | 359 | 0 | 1 | 2 | 35 | 46 |
| CHANGE | 11+ | 298- | 287- | 43- | 0 | 6+ | 198+ | 10+ | 4+ | 5+ | 11+ | 11+ |
| SHERIFF | 82 | 15 | 782 | 797 | 62 | 0 | 459 | 0 | 2 | 0 | 40 | 61 |
| 81 | 18 | 1144 | 1162 | 102 | 0 | 0 | 328 | 0 | 0 | 0 | 30 | 46 |
| CHANGE | 3- | 362- | 365- | 40- | 0 | 4+ | 131+ | 0 | 2+ | 0 | 10+ | 10+ |
| STATE POLICE | 82 | 21 | 269 | 290 | 33 | 0 | 108 | 10 | 3 | 7 | 6 | 61 |
| 81 | 7 | 205 | 212 | 36 | 0 | 7 | 41 | 0 | 1 | 2 | 5 | 46 |
| CHANGE | 14+ | 64+ | 78+ | 3- | 0 | 2+ | 67+ | 10+ | 2+ | 5+ | 1+ | 1+ |
| MUNICIPAL | 82 | 11 | 302 | 313 | 13 | 0 | 0 | 0 | 0 | 9 | 0 | 61 |
| 81 | 8 | 212 | 220 | 7 | 0 | 0 | 0 | 0 | 0 | 4 | 1 | 46 |
| CHANGE | 3+ | 90+ | 93+ | 6+ | 0 | 2+ | 0 | 0 | 0 | 5+ | 1- | 1- |
| BUCKHANNOH PD | 82 | 11 | 302 | 313 | 13 | 0 | 0 | 0 | 0 | 9 | 0 | 61 |
| 81 | 8 | 212 | 220 | 7 | 0 | 0 | 0 | 0 | 0 | 4 | 1 | 46 |
| CHANGE | 3+ | 90+ | 93+ | 6+ | 0 | 2+ | 0 | 0 | 0 | 5+ | 1- | 1- |
| WAYNE CTY TOTAL | 82 | 31 | 1374 | 1405 | 93 | 5 | 88 | 3 | 20 | 15 | 61 | 61 |
| 81 | 73 | 1849 | 1922 | 103 | 7 | 3 | 86 | 1 | 24 | 24 | 79 | 61 |
| CHANGE | 42- | 475- | 517- | 10- | 2- | 0 | 2+ | 2+ | 4- | 9- | 18- | 18- |
| RURAL | 82 | 7 | 843 | 850 | 90 | 0 | 88 | 3 | 18 | 14 | 59 | 61 |
| 81 | 15 | 1069 | 1084 | 97 | 7 | 3 | 86 | 1 | 17 | 18 | 66 | 61 |
| CHANGE | 8- | 226- | 234- | 7- | 7- | 1- | 2+ | 2+ | 1+ | 4- | 7- | 7- |
| SHERIFF | 82 | 2 | 490 | 492 | 68 | 0 | 88 | 2 | 1 | 13 | 47 | 61 |
| 81 | 1 | 628 | 629 | 86 | 0 | 3 | 84 | 1 | 4 | 12 | 53 | 61 |
| CHANGE | 1+ | 138- | 137- | 18- | 0 | 2- | 84+ | 1+ | 3- | 1+ | 6- | 6- |
| STATE POLICE | 82 | 5 | 353 | 358 | 22 | 0 | 0 | 1 | 17 | 1 | 12 | 61 |
| 81 | 14 | 441 | 455 | 11 | 7 | 0 | 2 | 1 | 13 | 6 | 13 | 61 |
| CHANGE | 9- | 88- | 97- | 11+ | 1+ | 2- | 1+ | 4+ | 5- | 1- | 1- | 1- |
| MUNICIPAL | 82 | 24 | 531 | 555 | 3 | 5 | 0 | 0 | 2 | 1 | 2 | 61 |
| 81 | 58 | 780 | 838 | 6 | 0 | 0 | 0 | 0 | 7 | 6 | 13 | 61 |
| CHANGE | 34- | 249- | 283- | 3- | 5+ | 1+ | 0 | 0 | 5- | 5- | 11- | 11- |
| CEREDO PD | 82 | 1 | 75 | 76 | 1 | 0 | 0 | 0 | 0 | 0 | 0 | 61 |
| 81 | 1 | 61 | 62 | 0 | 0 | 0 | 0 | 0 | 0 | 0 | 0 | 61 |
| CHANGE | 0 | 14+ | 14+ | 1+ | 0 | 1+ | 0 | 0 | 0 | 0 | 0 | 61 |
| KENOVA PD | 82 | 17 | 357 | 374 | 2 | 5 | 0 | 0 | 2 | 0 | 12 | 61 |
| 81 | 54 | 422 | 476 | 0 | 0 | 0 | 0 | 0 | 7 | 6 | 13 | 61 |
| CHANGE | 37- | 65- | 102- | 2+ | 5+ | 0 | 0 | 0 | 5- | 6- | 11- | 11- |
| WAYNE PD | 82 | 4 | 20 | 24 | 0 | 0 | 0 | 0 | 0 | 1 | 0 | 61 |
| 81 | 0 | 109 | 109 | 0 | 0 | 0 | 0 | 0 | 0 | 0 | 0 | 61 |
| CHANGE | 4+ | 89- | 85- | 0 | 0 | 0 | 0 | 0 | 0 | 1+ | 0 | 0 |
| FORT GAY PD | 82 | 2 | 79 | 81 | 0 | 0 | 0 | 0 | 0 | 0 | 0 | 61 |
| 81 | 3 | 168 | 191 | 6 | 0 | 0 | 0 | 0 | 0 | 0 | 0 | 61 |
| CHANGE | 1- | 109- | 110- | 6- | 0 | 0 | 0 | 0 | 0 | 0 | 0 | 61 |
| WEBSTER CTY TOTAL | 82 | 5 | 495 | 500 | 35 | 0 | 42 | 0 | 1 | 19 | 31 | 61 |
| 81 | 17 | 734 | 751 | 55 | 0 | 1 | 76 | 1 | 5 | 34 | 39 | 61 |
| CHANGE | 12- | 239- | 251- | 20- | 0 | 2+ | 34- | 1- | 4- | 15- | 8- | 8- |
| RURAL | 82 | 5 | 304 | 309 | 33 | 0 | 42 | 0 | 1 | 19 | 31 | 61 |
| 81 | 14 | 423 | 437 | 55 | 0 | 1 | 76 | 1 | 4 | 33 | 34 | 61 |
| CHANGE | 9- | 119- | 128- | 22- | 0 | 2+ | 34- | 1- | 3- | 14- | 3- | 3- |
| SHERIFF | 82 | 2 | 176 | 178 | 29 | 0 | 35 | 0 | 0 | 8 | 26 | 61 |
| 81 | 7 | 269 | 276 | 43 | 0 | 0 | 63 | 0 | 0 | 20 | 23 | 61 |
| CHANGE | 5- | 93- | 98- | 14- | 0 | 0 | 28- | 0 | 2- | 12- | 3+ | 3+ |
| STATE POLICE | 82 | 3 | 128 | 131 | 4 | 0 | 7 | 0 | 1 | 11 | 5 | 61 |
| 81 | 7 | 154 | 161 | 12 | 0 | 1 | 13 | 1 | 2 | 13 | 11 | 61 |
| CHANGE | 4- | 26- | 30- | 8- | 0 | 2+ | 6- | 1- | 1- | 2- | 6- | 6- |
| MUNICIPAL | 82 | 0 | 191 | 191 | 2 | 0 | 0 | 0 | 0 | 0 | 0 | 61 |
| 81 | 3 | 311 | 314 | 0 | 0 | 0 | 0 | 0 | 1 | 1 | 5 | 61 |
| CHANGE | 3- | 120- | 123- | 2+ | 0 | 0 | 0 | 0 | 1- | 1- | 5- | 5- |
| WEBSTER SPRINGS PD | 82 | 0 | 143 | 143 | 2 | 0 | 0 | 0 | 0 | 0 | 0 | 61 |
| 81 | 0 | 197 | 197 | 0 | 0 | 0 | 0 | 0 | 0 | 0 | 0 | 61 |
| CHANGE | 0 | 54- | 54- | 2+ | 0 | 0 | 0 | 0 | 0 | 0 | 1- | 1- |
| COWEN PD | 82 | 0 | 48 | 48 | 0 | 0 | 0 | 0 | 0 | 0 | 0 | 61 |
| 81 | 0 | 90 | 92 | 0 | 0 | 0 | 0 | 0 | 0 | 0 | 0 | 61 |
| CHANGE | 2- | 42- | 44- | 0 | 0 | 0 | 0 | 0 | 1- | 0 | 2- | 2- |
| CAMDEN-ON-GAULEY PD | 82 | 0 | 0 | 0 | 0 | 0 | 0 | 0 | 0 | 0 | 0 | 61 |
| 81 | 1 | 24 | 25 | 0 | 0 | 0 | 0 | 0 | 0 | 1 | 0 | 61 |
| CHANGE | 1- | 24- | 25- | 0 | 0 | 0 | 0 | 0 | 0 | 1- | 2- | 2- |

| JAN THRU DEC 82-81 | | | PAGE 70 | | | | | | | | | | | | |
|--------------------|----|--------------|------------------------------------|----|-----------------------------------|-----|------------------|-------------|--------------|----------------|----------|----------------|-----------|---------------|-----------|
| CONVL VICE | | SEX OFFENSES | PART II NARCOTIC GAMBLING AND DRUG | | ARRESTS BY CHARGE FAMILY OFFENSES | | DRIVING UND INFL | LIQUOR LAWS | DRUNK-ENNESS | DISORD CONDUCT | VAGRANCY | OTHER OFFENSES | SUSPICION | CURFEW LOITER | RUN-AWAYS |
| 04803 | 0 | 0 | 0 | 1 | 0 | 0 | 0 | 0 | 9 | 1 | 0 | 0 | 0 | 0 | 0 |
| | 0 | 0 | 2 | 0 | 0 | 0 | 1 | 0 | 2 | 2 | 0 | 1 | 0 | 0 | 1 |
| | 0 | 0 | 1- | 0 | 0 | 0 | 1- | 0 | 7+ | 1- | 0 | 1- | 0 | 0 | 1- |
| 04804 | 0 | 0 | 0 | 0 | 0 | 0 | 0 | 0 | 0 | 0 | 0 | 0 | 0 | 0 | 0 |
| | 0 | 0 | 0 | 0 | 0 | 0 | 0 | 0 | 0 | 0 | 0 | 0 | 0 | 0 | 0 |
| | 0 | 0 | 0 | 0 | 0 | 0 | 0 | 0 | 0 | 0 | 0 | 0 | 0 | 0 | 0 |
| ***** | | | | | | | | | | | | | | | |
| 049AL | 0 | 0 | 18 | 12 | 0 | 4 | 65 | 2 | 334 | 24 | 2 | 159 | 0 | 3 | 14 |
| | 0 | 1 | 46 | 5- | 4+ | 0 | 54 | 10 | 259 | 10 | 0 | 622 | 0 | 8 | 6 |
| | 0 | 2- | 28- | 5- | 11+ | 8- | 75+ | 14+ | 2+ | 463- | 0 | 0 | 0 | 5- | 8+ |
| ***** | | | | | | | | | | | | | | | |
| 049RU | 0 | 1 | 11 | 7 | 2 | 38 | 2 | 123 | 1 | 1 | 143 | 0 | 3 | 12 | 6 |
| | 0 | 3 | 32 | 12 | 0 | 38 | 0 | 136 | 0 | 0 | 587 | 0 | 8 | 1 | 1 |
| | 0 | 2- | 21- | 5- | 2+ | 0 | 2+ | 13- | 1+ | 1+ | 444- | 0 | 5- | 6+ | 6+ |
| 049SO | 0 | 0 | 4 | 0 | 0 | 31 | 0 | 67 | 0 | 1 | 116 | 0 | 3 | 8 | 8 |
| | 0 | 0 | 25 | 0 | 0 | 25 | 0 | 99 | 0 | 0 | 543 | 0 | 8 | 2 | 2 |
| | 0 | 0 | 21- | 0 | 0 | 6+ | 0 | 32- | 0 | 1+ | 427- | 0 | 5- | 6+ | 6+ |
| 049SP | 0 | 1 | 7 | 7 | 2 | 7 | 2 | 56 | 1 | 0 | 27 | 0 | 0 | 4 | 4 |
| | 0 | 3 | 7 | 12 | 0 | 13 | 0 | 37 | 0 | 0 | 44 | 0 | 0 | 0 | 0 |
| | 0 | 2- | 0 | 5- | 2+ | 6- | 2+ | 19+ | 1+ | 0 | 17- | 0 | 0 | 0 | 0 |
| 049ZZ | 0 | 0 | 7 | 0 | 2 | 27 | 0 | 211 | 23 | 1 | 16 | 0 | 0 | 2 | 0 |
| | 0 | 0 | 14 | 0 | 0 | 16 | 10 | 123 | 10 | 0 | 35 | 0 | 0 | 0 | 2 |
| | 0 | 0 | 7- | 0 | 2+ | 11+ | 10- | 88+ | 13+ | 1+ | 19- | 0 | 0 | 0 | 2+ |
| 04901 | 0 | 0 | 7 | 0 | 2 | 27 | 0 | 211 | 23 | 1 | 16 | 0 | 0 | 2 | 0 |
| | 0 | 0 | 14 | 0 | 0 | 16 | 10 | 123 | 10 | 0 | 35 | 0 | 0 | 0 | 2 |
| | 0 | 0 | 7- | 0 | 2+ | 11+ | 10- | 88+ | 13+ | 1+ | 19- | 0 | 0 | 0 | 2+ |
| ***** | | | | | | | | | | | | | | | |
| 050AL | 0 | 0 | 17 | 1 | 59 | 58 | 0 | 808 | 41 | 2 | 129 | 0 | 1 | 1 | 1 |
| | 1 | 3- | 19 | 0 | 60 | 119 | 67 | 1052 | 64 | 1 | 191 | 0 | 6 | 12 | 12 |
| | 1- | 3- | 2- | 1+ | 1- | 61- | 67- | 244- | 23- | 1+ | 62- | 0 | 5- | 11- | 11- |
| ***** | | | | | | | | | | | | | | | |
| 050RU | 0 | 0 | 10 | 1 | 59 | 13 | 0 | 388 | 1 | 0 | 104 | 0 | 0 | 0 | 0 |
| | 0 | 3 | 6 | 0 | 59 | 43 | 0 | 508 | 0 | 0 | 118 | 0 | 0 | 0 | 0 |
| | 0 | 3- | 4+ | 1+ | 0 | 30- | 52- | 120- | 1+ | 0 | 14- | 0 | 0 | 0 | 0 |
| 050SO | 0 | 0 | 2 | 1 | 59 | 7 | 0 | 182 | 0 | 0 | 21 | 0 | 0 | 0 | 0 |
| | 0 | 0 | 0 | 0 | 59 | 24 | 2 | 273 | 0 | 0 | 28 | 0 | 0 | 0 | 0 |
| | 0 | 0 | 2+ | 1+ | 0 | 17- | 2- | 91- | 0 | 0 | 7- | 0 | 0 | 0 | 0 |
| 050SP | 0 | 0 | 8 | 0 | 0 | 6 | 0 | 206 | 1 | 0 | 83 | 0 | 0 | 0 | 0 |
| | 0 | 3 | 6 | 0 | 0 | 19 | 50 | 235 | 0 | 0 | 90 | 0 | 0 | 0 | 0 |
| | 0 | 3- | 2+ | 0 | 0 | 13- | 50- | 29- | 1+ | 0 | 7- | 0 | 0 | 0 | 0 |
| 050ZZ | 0 | 0 | 7 | 0 | 0 | 45 | 0 | 420 | 40 | 2 | 25 | 0 | 1 | 1 | 1 |
| | 1 | 0 | 13 | 0 | 1 | 76 | 15 | 544 | 64 | 1 | 73 | 0 | 6 | 12 | 12 |
| | 1- | 0 | 6- | 0 | 1- | 31- | 15- | 124- | 24- | 1+ | 48- | 0 | 5- | 11- | 11- |
| 05001 | 0 | 0 | 0 | 0 | 0 | 12 | 0 | 51 | 9 | 0 | 2 | 0 | 0 | 0 | 0 |
| | 0 | 0 | 1 | 0 | 0 | 17 | 9 | 29 | 0 | 0 | 6 | 0 | 0 | 0 | 0 |
| | 0 | 0 | 1- | 0 | 0 | 5- | 9- | 22+ | 9+ | 0 | 4- | 0 | 0 | 0 | 0 |
| 05002 | 0 | 0 | 7 | 0 | 0 | 32 | 0 | 274 | 28 | 2 | 19 | 0 | 0 | 1 | 1 |
| | 1 | 0 | 7 | 0 | 1 | 59 | 4 | 274 | 26 | 0 | 60 | 0 | 6 | 12 | 12 |
| | 1- | 0 | 0 | 0 | 1- | 27- | 4- | 0 | 2+ | 2+ | 41- | 0 | 6- | 11- | 11- |
| 05003 | 0 | 0 | 0 | 0 | 0 | 1 | 0 | 17 | 0 | 0 | 4 | 0 | 0 | 0 | 0 |
| | 0 | 0 | 0 | 0 | 0 | 0 | 2 | 107 | 0 | 0 | 0 | 0 | 0 | 0 | 0 |
| | 0 | 0 | 0 | 0 | 0 | 1+ | 0 | 90- | 0 | 0 | 4+ | 0 | 1+ | 0 | 0 |
| 05004 | 0 | 0 | 0 | 0 | 0 | 0 | 0 | 78 | 3 | 0 | 0 | 0 | 0 | 0 | 0 |
| | 0 | 0 | 5 | 0 | 0 | 0 | 0 | 134 | 38 | 1 | 7 | 0 | 0 | 0 | 0 |
| | 0 | 0 | 5- | 0 | 0 | 0 | 0 | 56- | 35- | 1- | 7- | 0 | 0 | 0 | 0 |
| ***** | | | | | | | | | | | | | | | |
| 051AL | 0 | 1 | 34 | 2 | 3 | 75 | 2 | 193 | 1 | 0 | 51 | 0 | 0 | 0 | 0 |
| | 0 | 3 | 48 | 0 | 6 | 55 | 2 | 338 | 9 | 0 | 78 | 0 | 0 | 0 | 1 |
| | 0 | 2- | 14- | 2+ | 3- | 20+ | 7+ | 145- | 8- | 0 | 27- | 0 | 0 | 1- | 1- |
| ***** | | | | | | | | | | | | | | | |
| 051RU | 0 | 1 | 27 | 2 | 3 | 43 | 4 | 54 | 1 | 0 | 45 | 0 | 0 | 0 | 0 |
| | 0 | 3 | 43 | 0 | 6 | 21 | 0 | 89 | 1 | 0 | 69 | 0 | 0 | 1 | 1 |
| | 0 | 2- | 16- | 2+ | 3- | 22+ | 4+ | 35- | 0 | 0 | 24- | 0 | 0 | 1- | 1- |
| 051SO | 0 | 1 | 7 | 0 | 1 | 14 | 0 | 27 | 0 | 0 | 30 | 0 | 0 | 0 | 0 |
| | 0 | 2 | 14 | 0 | 5 | 11 | 0 | 42 | 1- | 0 | 49 | 0 | 0 | 1 | 1 |
| | 0 | 1- | 7- | 0 | 4- | 3+ | 0 | 15- | 0 | 0 | 19- | 0 | 0 | 1- | 1- |
| 051SP | 0 | 0 | 20 | 2 | 2 | 29 | 4 | 27 | 1 | 0 | 15 | 0 | 0 | 0 | 0 |
| | 0 | 1 | 29 | 1 | 1 | 10 | 0 | 47 | 0 | 0 | 20 | 0 | 0 | 0 | 0 |
| | 0 | 1- | 9- | 2+ | 1+ | 19+ | 4+ | 20- | 1+ | 0 | 5- | 0 | 0 | 0 | 0 |
| 051ZZ | 0 | 0 | 7 | 0 | 0 | 32 | 5 | 139 | 0 | 0 | 6 | 0 | 0 | 0 | 0 |
| | 0 | 0 | 5 | 0 | 0 | 34 | 2 | 249 | 8 | 0 | 3- | 0 | 0 | 0 | 0 |
| | 0 | 0 | 2+ | 0 | 0 | 2- | 3+ | 110- | 8- | 0 | 0 | 0 | 0 | 0 | 0 |
| 05101 | 0 | 0 | 0 | 0 | 0 | 14 | 5 | 116 | 0 | 0 | 6 | 0 | 0 | 0 | 0 |
| | 0 | 0 | 1 | 0 | 0 | 13 | 2 | 170 | 1 | 0 | 9 | 0 | 0 | 0 | 0 |
| | 0 | 0 | 1- | 0 | 0 | 1+ | 3+ | 54- | 1- | 0 | 3- | 0 | 0 | 0 | 0 |
| 05102 | 0 | 0 | 7 | 0 | 0 | 18 | 0 | 23 | 0 | 0 | 0 | 0 | 0 | 0 | 0 |
| | 0 | 0 | 0 | 0 | 0 | 18 | 0 | 71 | 0 | 0 | 0 | 0 | 0 | 0 | 0 |
| | 0 | 0 | 7+ | 0 | 0 | 0 | 0 | 48- | 0 | 0 | 0 | 0 | 0 | 0 | 0 |
| 05103 | 0 | 0 | 0 | 0 | 0 | 0 | 0 | 0 | 0 | 0 | 0 | 0 | 0 | 0 | 0 |
| | 0 | 0 | 4 | 0 | 0 | 3 | 0 | 8 | 7 | 0 | 0 | 0 | 0 | 0 | 0 |
| | 0 | 0 | 4- | 0 | 0 | 3- | 0 | 8- | 7- | 0 | 0 | 0 | 0 | 0 | 0 |

| CITY | TOTAL | 82 | 81 | CHANGE | 63 | 453 | 516 | 27 | 5 | 9 | 3 | 0 | 1 | 13 | 25 |
|---------------------|-------|----|------|--------|-----|-----|-----|-----|---|---|----|----|----|-----|-----|
| WEITZEL CTY | TOTAL | 82 | 81 | CHANGE | 63 | 453 | 516 | 27 | 5 | 9 | 3 | 0 | 1 | 13 | 25 |
| RURAL | 82 | 5 | 250 | 255 | 21 | 2 | 6 | 1 | 0 | 0 | 0 | 0 | 1 | 1 | 24 |
| SHERIFF | 82 | 2 | 191 | 193 | 19 | 2 | 3 | 0 | 0 | 0 | 0 | 0 | 1 | 0 | 23 |
| STATE POLICE | 82 | 3 | 59 | 62 | 2 | 0 | 3 | 1 | 0 | 0 | 0 | 0 | 0 | 1 | 1+ |
| MUNICIPAL | 82 | 58 | 203 | 261 | 6 | 3 | 3 | 2 | 2 | 0 | 0 | 0 | 1 | 12 | 1 |
| HUNDRED PD | 82 | 3 | 6 | 9 | 0 | 0 | 0 | 0 | 0 | 0 | 0 | 0 | 0 | 4 | 0 |
| NEW MARTINSVILLE PD | 82 | 55 | 196 | 251 | 6 | 3 | 3 | 2 | 0 | 0 | 0 | 0 | 1 | 8 | 1 |
| PINE GROVE PD | 82 | 0 | 1 | 1 | 0 | 0 | 0 | 0 | 0 | 0 | 0 | 0 | 0 | 0 | 0 |
| LITTLETON PD | 82 | 0 | 0 | 0 | 0 | 0 | 0 | 0 | 0 | 0 | 0 | 0 | 0 | 0 | 0 |
| SMITHFIELD PD | 82 | 0 | 0 | 0 | 0 | 0 | 0 | 0 | 0 | 0 | 0 | 0 | 0 | 0 | 0 |
| WIRT CTY | TOTAL | 82 | 81 | CHANGE | 63 | 453 | 516 | 27 | 5 | 9 | 3 | 0 | 1 | 13 | 25 |
| RURAL | 82 | 5 | 108 | 113 | 8 | 0 | 1 | 6 | 0 | 0 | 0 | 0 | 0 | 0 | 31 |
| SHERIFF | 82 | 3 | 65 | 68 | 0 | 0 | 0 | 0 | 0 | 0 | 0 | 0 | 0 | 0 | 2+ |
| STATE POLICE | 82 | 2 | 43 | 45 | 8 | 0 | 1 | 6 | 0 | 0 | 0 | 0 | 0 | 4 | 1 |
| MUNICIPAL | 82 | 2 | 28 | 30 | 0 | 0 | 0 | 0 | 0 | 0 | 0 | 0 | 0 | 0 | 0 |
| ELIZABETH PD | 82 | 2 | 28 | 30 | 0 | 0 | 0 | 0 | 0 | 0 | 0 | 0 | 0 | 0 | 0 |
| WOOD CTY | TOTAL | 82 | 81 | CHANGE | 63 | 453 | 516 | 27 | 5 | 9 | 3 | 0 | 1 | 13 | 25 |
| RURAL | 82 | 6 | 724 | 730 | 118 | 0 | 2 | 120 | 0 | 9 | 12 | 40 | 47 | 25 | 57 |
| SHERIFF | 82 | 2 | 566 | 568 | 110 | 0 | 0 | 120 | 0 | 2 | 7 | 22 | 43 | 21- | 21- |
| STATE POLICE | 82 | 4 | 158 | 162 | 8 | 0 | 2 | 0 | 0 | 7 | 5 | 3 | 14 | 44 | 84 |
| MUNICIPAL | 82 | 67 | 1427 | 1494 | 97 | 4 | 11 | 22 | 5 | 3 | 28 | 22 | 31 | 3- | 5- |
| PARKERSBURG PD | 82 | 43 | 1272 | 1315 | 90 | 3 | 8 | 15 | 5 | 3 | 26 | 19 | 31 | 5- | 26 |
| VIENNA PD | 82 | 15 | 117 | 132 | 3 | 0 | 3 | 7 | 0 | 0 | 1 | 2 | 0 | 1 | 1+ |
| WILLIAMSTOWN PD | 82 | 9 | 38 | 47 | 4 | 1 | 0 | 0 | 0 | 0 | 1 | 1 | 0 | 0 | 0 |
| WYOMING CTY | TOTAL | 82 | 81 | CHANGE | 63 | 453 | 516 | 27 | 5 | 9 | 3 | 0 | 1 | 13 | 25 |

| | | | | | | | | | | | | | | |
|-------|----|----|-----|----|----|------|-----|------|-----|----|------|---|----|----|
| 052AL | 1 | 0 | 28 | 0 | 1 | 63 | 0 | 151 | 8 | 0 | 172 | 0 | 4 | 5 |
| | 0 | 7 | 29 | 0 | 1 | 68 | 5 | 236 | 16 | 0 | 152 | 0 | 4 | 3 |
| | 1+ | 7- | 1- | 0 | 0 | 5- | 5- | 85- | 8- | 0 | 20+ | 0 | 0 | 2+ |
| 052RU | 1 | 0 | 27 | 0 | 1 | 11 | 0 | 41 | 0 | 0 | 118 | 0 | 0 | 1 |
| | 0 | 3 | 18 | 0 | 1 | 27 | 0 | 69 | 1 | 0 | 107 | 0 | 0 | 0 |
| | 1+ | 3- | 9+ | 0 | 0 | 16- | 0 | 28- | 1- | 0 | 11+ | 0 | 0 | 1+ |
| 052S0 | 0 | 0 | 10 | 0 | 0 | 5 | 0 | 31 | 0 | 0 | 99 | 0 | 0 | 0 |
| | 0 | 2 | 13 | 0 | 0 | 3 | 0 | 36 | 0 | 0 | 74 | 0 | 0 | 0 |
| | 0 | 2- | 3- | 0 | 0 | 3- | 0 | 5- | 0 | 0 | 25+ | 0 | 0 | 0 |
| 052SP | 1 | 0 | 17 | 0 | 1 | 6 | 0 | 10 | 0 | 0 | 19 | 0 | 0 | 1 |
| | 0 | 1 | 5 | 0 | 1 | 19 | 0 | 33 | 1 | 0 | 33 | 0 | 0 | 0 |
| | 1+ | 1- | 12+ | 0 | 0 | 13- | 0 | 23- | 1- | 0 | 14- | 0 | 0 | 1+ |
| 052ZZ | 0 | 0 | 1 | 0 | 0 | 52 | 0 | 110 | 8 | 0 | 54 | 0 | 4 | 4 |
| | 0 | 4 | 11 | 0 | 0 | 41 | 5 | 167 | 15 | 0 | 65 | 0 | 4 | 3 |
| | 0 | 4- | 10- | 0 | 0 | 11+ | 5- | 57- | 7- | 0 | 9+ | 0 | 4 | 1+ |
| 05201 | 0 | 0 | 0 | 0 | 0 | 0 | 0 | 4 | 1 | 0 | 0 | 0 | 0 | 0 |
| | 0 | 0 | 0 | 0 | 0 | 1 | 0 | 11 | 6 | 0 | 0 | 0 | 0 | 0 |
| | 0 | 0 | 0 | 0 | 0 | 1- | 0 | 7- | 5- | 0 | 0 | 0 | 0 | 0 |
| 05202 | 0 | 0 | 1 | 0 | 0 | 52 | 0 | 105 | 7 | 0 | 54 | 0 | 4 | 4 |
| | 0 | 4 | 11 | 0 | 0 | 40 | 5 | 156 | 9 | 0 | 45 | 0 | 4 | 3 |
| | 0 | 4- | 10- | 0 | 0 | 12+ | 5- | 51- | 2- | 0 | 9+ | 0 | 0 | 1+ |
| 05204 | 0 | 0 | 0 | 0 | 0 | 0 | 0 | 1 | 0 | 0 | 0 | 0 | 0 | 0 |
| | 0 | 0 | 0 | 0 | 0 | 0 | 0 | 0 | 0 | 0 | 0 | 0 | 0 | 0 |
| | 0 | 0 | 0 | 0 | 0 | 0 | 0 | 1+ | 0 | 0 | 0 | 0 | 0 | 0 |
| 05205 | 0 | 0 | 0 | 0 | 0 | 0 | 0 | 0 | 0 | 0 | 0 | 0 | 0 | 0 |
| | 0 | 0 | 0 | 0 | 0 | 0 | 0 | 0 | 0 | 0 | 0 | 0 | 0 | 0 |
| | 0 | 0 | 0 | 0 | 0 | 0 | 0 | 0 | 0 | 0 | 0 | 0 | 0 | 0 |
| 05206 | 0 | 0 | 0 | 0 | 0 | 0 | 0 | 0 | 0 | 0 | 0 | 0 | 0 | 0 |
| | 0 | 0 | 0 | 0 | 0 | 0 | 0 | 0 | 0 | 0 | 0 | 0 | 0 | 0 |
| | 0 | 0 | 0 | 0 | 0 | 0 | 0 | 0 | 0 | 0 | 0 | 0 | 0 | 0 |
| 053AL | 0 | 1 | 10 | 0 | 0 | 9 | 0 | 51 | 0 | 0 | 26 | 0 | 0 | 0 |
| | 0 | 0 | 7 | 0 | 0 | 6 | 3 | 66 | 2 | 0 | 24 | 0 | 0 | 0 |
| | 0 | 1+ | 3+ | 0 | 0 | 3+ | 5- | 15- | 2- | 0 | 2+ | 0 | 0 | 0 |
| 053RU | 0 | 1 | 8 | 0 | 0 | 6 | 0 | 26 | 0 | 0 | 26 | 0 | 0 | 0 |
| | 0 | 0 | 7 | 0 | 0 | 6 | 3 | 34 | 0 | 0 | 24 | 0 | 0 | 0 |
| | 0 | 1+ | 1+ | 0 | 0 | 0 | 3- | 8- | 0 | 0 | 2+ | 0 | 0 | 0 |
| 053S0 | 0 | 0 | 4 | 0 | 0 | 4 | 0 | 8 | 0 | 0 | 22 | 0 | 0 | 0 |
| | 0 | 0 | 6 | 0 | 0 | 0 | 0 | 2 | 0 | 0 | 17 | 0 | 0 | 0 |
| | 0 | 0 | 2- | 0 | 0 | 4+ | 0 | 6+ | 0 | 0 | 5+ | 0 | 0 | 0 |
| 053SP | 0 | 1 | 4 | 0 | 0 | 2 | 0 | 18 | 0 | 0 | 4 | 0 | 0 | 0 |
| | 0 | 0 | 1 | 0 | 0 | 6 | 3 | 32 | 0 | 0 | 7 | 0 | 0 | 0 |
| | 0 | 1+ | 3+ | 0 | 0 | 4- | 3- | 14- | 0 | 0 | 3- | 0 | 0 | 0 |
| 053ZZ | 0 | 0 | 2 | 0 | 0 | 3 | 0 | 25 | 0 | 0 | 0 | 0 | 0 | 0 |
| | 0 | 0 | 0 | 0 | 0 | 0 | 0 | 32 | 2 | 0 | 0 | 0 | 0 | 0 |
| | 0 | 0 | 2+ | 0 | 0 | 3+ | 0 | 7- | 2- | 0 | 0 | 0 | 0 | 0 |
| 05301 | 0 | 0 | 2 | 0 | 0 | 3 | 0 | 25 | 0 | 0 | 0 | 0 | 0 | 0 |
| | 0 | 0 | 0 | 0 | 0 | 0 | 0 | 32 | 2 | 0 | 0 | 0 | 0 | 0 |
| | 0 | 0 | 2+ | 0 | 0 | 3+ | 0 | 7- | 2- | 0 | 0 | 0 | 0 | 0 |
| 054AL | 1 | 12 | 74 | 6 | 36 | 223 | 2 | 843 | 33 | 0 | 486 | 0 | 0 | 11 |
| | 2 | 18 | 30 | 9 | 39 | 124 | 6 | 1507 | 78 | 1 | 708 | 0 | 1 | 10 |
| | 1- | 6- | 44+ | 3- | 3- | 99+ | 17+ | 664- | 43- | 1- | 222- | 0 | 1- | 1+ |
| 054RU | 0 | 5 | 26 | 1 | 36 | 23 | 3 | 121 | 2 | 0 | 227 | 0 | 0 | 0 |
| | 0 | 4 | 21 | 1+ | 39 | 61 | 1 | 356 | 41 | 1 | 466 | 0 | 0 | 4 |
| | 0 | 1+ | 5+ | 0 | 3- | 38- | 2+ | 235- | 39- | 1- | 239- | 0 | 0 | 4- |
| 054S0 | 0 | 2 | 2 | 1 | 36 | 7 | 3 | 42 | 2 | 0 | 212 | 0 | 0 | 0 |
| | 0 | 4 | 6 | 0 | 36 | 7 | 1 | 119 | 40 | 0 | 405 | 0 | 0 | 0 |
| | 0 | 2- | 4- | 1+ | 0 | 0 | 2+ | 77- | 38- | 0 | 193- | 0 | 0 | 0 |
| 054SP | 0 | 3 | 24 | 0 | 0 | 16 | 0 | 79 | 0 | 0 | 15 | 0 | 0 | 0 |
| | 0 | 0 | 15 | 0 | 3 | 54 | 0 | 237 | 1 | 1 | 61 | 0 | 0 | 0 |
| | 0 | 3+ | 9+ | 0 | 3- | 38- | 0 | 158- | 1- | 1- | 46- | 0 | 0 | 4- |
| 054ZZ | 1 | 7 | 48 | 5 | 0 | 200 | 18 | 732 | 31 | 0 | 259 | 0 | 0 | 11 |
| | 2 | 14 | 9 | 9 | 0 | 63 | 5 | 1151 | 37 | 0 | 242 | 0 | 1 | 3 |
| | 1- | 7- | 39+ | 4- | 0 | 137+ | 13+ | 425- | 6- | 0 | 17+ | 0 | 1- | 5+ |
| 05401 | 1 | 5 | 42 | 4 | 0 | 163 | 16 | 645 | 19 | 0 | 243 | 0 | 0 | 8 |
| | 2 | 9 | 3 | 9 | 0 | 29 | 5 | 1096 | 34 | 0 | 225 | 0 | 0 | 4 |
| | 1- | 4- | 39+ | 5- | 0 | 134+ | 11+ | 451- | 15- | 0 | 18+ | 0 | 0 | 4+ |
| 05402 | 0 | 2 | 0 | 1 | 0 | 37 | 2 | 62 | 0 | 0 | 10 | 0 | 0 | 2 |
| | 0 | 5 | 1 | 0 | 0 | 34 | 0 | 43 | 1 | 0 | 11 | 0 | 0 | 2 |
| | 0 | 3- | 1- | 1+ | 0 | 3+ | 2+ | 19+ | 1- | 0 | 1- | 0 | 0 | 0 |
| 05403 | 0 | 0 | 6 | 0 | 0 | 0 | 0 | 15 | 12 | 0 | 6 | 0 | 0 | 1 |
| | 0 | 0 | 5 | 0 | 0 | 0 | 0 | 12 | 2 | 0 | 6 | 0 | 1- | 0 |
| | 0 | 0 | 1+ | 0 | 0 | 0 | 0 | 3+ | 10+ | 0 | 0 | 0 | 1- | 1+ |
| 055AL | 2 | 1 | 20 | 0 | 0 | 190 | 3 | 544 | 24 | 0 | 270 | 0 | 0 | 0 |
| | 0 | 0 | 19 | 0 | 0 | 126 | 1 | 962 | 20 | 0 | 268 | 0 | 0 | 0 |
| | 2+ | 1+ | 1+ | 0 | 0 | 64+ | 2+ | 418- | 4+ | 0 | 2+ | 0 | 0 | 0 |

| JAN THRU DEC 82-81 | | | | | | | | | | | |
|---|----------|--------|-------------|----------------|-------|---------|-------|----------|-----------------|--------|-----------------|
| PAGE 77 | | | | | | | | | | | |
| PART II ARRESTS BY CHARGE AND AGENCY TYPE | | | | | | | | | | | |
| | JUVENILE | ADULTS | GRAND TOTAL | OTHER ASSAULTS | ARSON | FORGERY | FRAUD | EMBEZZLE | STOLEN PROPERTY | VANDAL | ILLEGAL WEAPONS |
| ***** | | | | | | | | | | | |
| RURAL | 82 | 4 | 571 | 575 | 6 | 0 | 1 | 1 | 0 | 5 | 12 |
| 81 | 10 | 748 | 758 | 3 | 0 | 12 | 0 | 0 | 6 | 0 | 18 |
| CHANGE | 6- | 177- | 183- | 3+ | 0 | 11- | 1+ | 0 | 1- | 1+ | 6- |
| SHERIFF | 82 | 2 | 519 | 521 | 0 | 0 | 0 | 0 | 0 | 0 | 8 |
| 81 | 0 | 644 | 644 | 0 | 0 | 0 | 0 | 0 | 0 | 0 | 15 |
| CHANGE | 2+ | 125- | 123- | 0 | 0 | 0 | 0 | 0 | 0 | 0 | 7- |
| STATE POLICE | 82 | 2 | 52 | 54 | 6 | 0 | 1 | 1 | 0 | 5 | 4 |
| 81 | 10 | 104 | 114 | 3 | 0 | 12 | 0 | 0 | 1 | 0 | 3 |
| CHANGE | 8- | 52- | 60- | 3+ | 0 | 11- | 1+ | 0 | 1- | 1+ | 1+ |
| MUNICIPAL | 82 | 19 | 530 | 549 | 29 | 0 | 4 | 0 | 1 | 0 | 10 |
| 81 | 17 | 698 | 735 | 37 | 0 | 0 | 0 | 0 | 5 | 7 | 9 |
| CHANGE | 18- | 168- | 186- | 8- | 0 | 4+ | 0 | 0 | 4- | 7- | 1+ |
| MULLENS PD | 82 | 5 | 77 | 82 | 0 | 0 | 0 | 0 | 0 | 0 | 3 |
| 81 | 20 | 88 | 108 | 2 | 0 | 0 | 0 | 0 | 5 | 0 | 1 |
| CHANGE | 15- | 11- | 26- | 2- | 0 | 0 | 0 | 0 | 5- | 0 | 2+ |
| PINEVILLE PD | 82 | 1 | 207 | 208 | 0 | 0 | 1 | 0 | 0 | 0 | 1 |
| 81 | 2 | 372 | 374 | 0 | 0 | 0 | 0 | 0 | 0 | 0 | 2 |
| CHANGE | 1- | 165- | 166- | 0 | 0 | 1+ | 0 | 0 | 0 | 0 | 1- |
| OCEANA PD | 82 | 13 | 244 | 259 | 29 | 0 | 3 | 0 | 1 | 0 | 6 |
| 81 | 15 | 238 | 253 | 35 | 0 | 0 | 0 | 0 | 0 | 7 | 6 |
| CHANGE | 2- | 8+ | 6+ | 6- | 0 | 3+ | 0 | 0 | 1+ | 7- | 0 |

| JAN THRU DEC 82-81 | | | | | | | | | | | |
|---|-----------|--------------|-------------------|----------|-----------------|------------------|-------------|--------------|----------------|----------|----------------|
| PAGE 78 | | | | | | | | | | | |
| PART II ARRESTS BY CHARGE AND AGENCY TYPE | | | | | | | | | | | |
| | COML VICE | SEX OFFENSES | NARCOTIC AND DRUG | GAMBLING | FAMILY OFFENSES | DRIVING UND INFL | LIQUOR LAWS | DRUNK-ENNESS | DISORD CONDUCT | VAGRANCY | OTHER OFFENSES |
| ***** | | | | | | | | | | | |
| 055PU | 0 | 1 | 3 | 0 | 0 | 94 | 0 | 251 | 0 | 0 | 200 |
| 0 | 0 | 0 | 6 | 0 | 0 | 84 | 1 | 399 | 0 | 0 | 229 |
| 0 | 1+ | 3- | 0 | 0 | 0 | 10+ | 1- | 148- | 0 | 0 | 29- |
| 055S0 | 0 | 0 | 1 | 0 | 0 | 79 | 0 | 242 | 0 | 0 | 191 |
| 0 | 0 | 0 | 0 | 0 | 0 | 62 | 0 | 347 | 0 | 0 | 220 |
| 0 | 0 | 1+ | 0 | 0 | 0 | 17+ | 0 | 105- | 0 | 0 | 29- |
| 055SP | 0 | 1 | 2 | 0 | 0 | 15 | 0 | 9 | 0 | 0 | 9 |
| 0 | 0 | 0 | 6 | 0 | 0 | 22 | 1 | 52 | 0 | 0 | 9 |
| 0 | 1+ | 4- | 0 | 0 | 0 | 7- | 1- | 43- | 0 | 0 | 0 |
| 055ZZ | 2 | 0 | 17 | 0 | 0 | 96 | 3 | 293 | 24 | 0 | 70 |
| 0 | 0 | 0 | 13 | 0 | 0 | 42 | 0 | 563 | 20 | 0 | 39 |
| 2+ | 0 | 4+ | 0 | 0 | 0 | 54+ | 3+ | 270- | 4+ | 0 | 31+ |
| 05501 | 0 | 0 | 0 | 0 | 0 | 16 | 3 | 52 | 4 | 0 | 4 |
| 0 | 0 | 0 | 0 | 0 | 0 | 7 | 0 | 70 | 7 | 0 | 16 |
| 0 | 0 | 0 | 0 | 0 | 0 | 9+ | 3+ | 18- | 3- | 0 | 12- |
| 05502 | 0 | 0 | 0 | 0 | 0 | 34 | 0 | 143 | 3 | 0 | 26 |
| 0 | 0 | 0 | 0 | 0 | 0 | 7 | 0 | 354 | 2 | 0 | 9 |
| 0 | 0 | 0 | 0 | 0 | 0 | 27+ | 0 | 211- | 1+ | 0 | 17+ |
| 05503 | 2 | 0 | 17 | 0 | 0 | 46 | 0 | 98 | 17 | 0 | 40 |
| 0 | 0 | 0 | 13 | 0 | 0 | 28 | 0 | 139 | 11 | 0 | 14 |
| 2+ | 0 | 4+ | 0 | 0 | 0 | 18+ | 0 | 41- | 6+ | 0 | 26+ |

D. N. R.
Department of Natural Resources

DEPARTMENT OF NATURAL RESOURCES DISTRICT 1

Arrests By Age Persons Under 18 Years of Age

January-December 1982, 1981

WEST VIRGINIA

F DIST. 1
AGENCY IDENTIFIER

AGE, SEX, RACE, AND ETHNIC ORIGIN OF PERSONS ARRESTED, under 18 years of age
(INCLUDE THOSE RELEASED WITHOUT HAVING BEEN FORMALLY CHARGED)

| CLASSIFICATION OF OFFENSES | SEX | AGE | | | | | | | RACE | | | | | ETHNIC ORIGIN | |
|---|------------|----------|-------|-------|----|----|----|----------------|-------|-------|------------------------|----------|--------------|---------------|--------------|
| | | Under 10 | 10-12 | 13-14 | 15 | 16 | 17 | Total Under 18 | White | Black | Asian/Pacific Islander | Hispanic | Not Hispanic | Hispanic | Not Hispanic |
| Murder | 01A Male | | | | | | | | | | | | | | |
| Murder | 01B Female | | | | | | | | | | | | | | |
| Manslaughter | 02 Male | | | | | | | | | | | | | | |
| Manslaughter | 02 Female | | | | | | | | | | | | | | |
| Forcible Rape | 03 Male | | | | | | | | | | | | | | |
| Forcible Rape | 03 Female | | | | | | | | | | | | | | |
| Robbery | 04 Male | | | | | | | | | | | | | | |
| Robbery | 04 Female | | | | | | | | | | | | | | |
| Felony Assault | 05 Male | | | | | | | | | | | | | | |
| Felony Assault | 05 Female | | | | | | | | | | | | | | |
| Burglary | 06 Male | | | | | | | | | | | | | | |
| Burglary | 06 Female | | | | | | | | | | | | | | |
| Breaking and Entering | 07 Male | | | | | | | | | | | | | | |
| Breaking and Entering | 07 Female | | | | | | | | | | | | | | |
| Larceny-Theft (Except Motor Vehicle Theft) | 08 Male | | | | | | | | | | | | | | |
| Larceny-Theft (Except Motor Vehicle Theft) | 08 Female | | | | | | | | | | | | | | |
| Motor Vehicle Theft | 09 Male | | | | | | | | | | | | | | |
| Motor Vehicle Theft | 09 Female | | | | | | | | | | | | | | |
| Other Assaults | 10 Male | | | | | | | | | | | | | | |
| Other Assaults | 10 Female | | | | | | | | | | | | | | |
| Arson | 11 Male | | | | | | | | | | | | | | |
| Arson | 11 Female | | | | | | | | | | | | | | |
| Forgery and Counterfeiting | 12 Male | | | | | | | | | | | | | | |
| Forgery and Counterfeiting | 12 Female | | | | | | | | | | | | | | |
| Fraud | 13 Male | | | | | | | | | | | | | | |
| Fraud | 13 Female | | | | | | | | | | | | | | |
| Embezzlement | 14 Male | | | | | | | | | | | | | | |
| Embezzlement | 14 Female | | | | | | | | | | | | | | |
| Stolen Property: Buying, Receiving, Possessing | 15 Male | | | | | | | | | | | | | | |
| Stolen Property: Buying, Receiving, Possessing | 15 Female | | | | | | | | | | | | | | |
| Vandalism | 16 Male | | | | | | | | | | | | | | |
| Vandalism | 16 Female | | | | | | | | | | | | | | |
| Weapons: Carrying, Possessing, etc. | 17 Male | | | | | | | | | | | | | | |
| Weapons: Carrying, Possessing, etc. | 17 Female | | | | | | | | | | | | | | |
| Prostitution and Commercialized Vice | 18 Male | | | | | | | | | | | | | | |
| Prostitution and Commercialized Vice | 18 Female | | | | | | | | | | | | | | |
| Sex Offenses (Except Forcible Rape and Prostitution) | 19 Male | | | | | | | | | | | | | | |
| Sex Offenses (Except Forcible Rape and Prostitution) | 19 Female | | | | | | | | | | | | | | |
| Drug Abuse Violations | 20 Male | | | | | | | | | | | | | | |
| Drug Abuse Violations | 20 Female | | | | | | | | | | | | | | |
| (1) Sale/Manufacturing | 21 Male | | | | | | | | | | | | | | |
| (1) Sale/Manufacturing | 21 Female | | | | | | | | | | | | | | |
| Subtotal | 22 Male | | | | | | | | | | | | | | |
| Subtotal | 22 Female | | | | | | | | | | | | | | |
| Opium or Cocaine and their Derivatives (Morphine, Heroin, Codeine) | 23 Male | | | | | | | | | | | | | | |
| Opium or Cocaine and their Derivatives (Morphine, Heroin, Codeine) | 23 Female | | | | | | | | | | | | | | |
| Marijuana | 24 Male | | | | | | | | | | | | | | |
| Marijuana | 24 Female | | | | | | | | | | | | | | |
| Synthetic Narcotics-Manufactured Narcotics Which Can Cause True Drug Addiction (Demerol, Methadone) | 25 Male | | | | | | | | | | | | | | |
| Synthetic Narcotics-Manufactured Narcotics Which Can Cause True Drug Addiction (Demerol, Methadone) | 25 Female | | | | | | | | | | | | | | |
| Other - Dangerous Non-Narcotic Drugs (Barbiturates, Benzadrine) | 26 Male | | | | | | | | | | | | | | |
| Other - Dangerous Non-Narcotic Drugs (Barbiturates, Benzadrine) | 26 Female | | | | | | | | | | | | | | |
| (2) Possession | 27 Male | | | | | | | | | | | | | | |
| (2) Possession | 27 Female | | | | | | | | | | | | | | |
| Subtotal | 28 Male | | | | | | | | | | | | | | |
| Subtotal | 28 Female | | | | | | | | | | | | | | |
| Opium or Cocaine and their Derivatives (Morphine, Heroin, Codeine) | 29 Male | | | | | | | | | | | | | | |
| Opium or Cocaine and their Derivatives (Morphine, Heroin, Codeine) | 29 Female | | | | | | | | | | | | | | |
| Marijuana | 30 Male | | | | | | | | | | | | | | |
| Marijuana | 30 Female | | | | | | | | | | | | | | |
| Synthetic Narcotics-Manufactured Narcotics Which Can Cause True Drug Addiction (Demerol, Methadone) | 31 Male | | | | | | | | | | | | | | |
| Synthetic Narcotics-Manufactured Narcotics Which Can Cause True Drug Addiction (Demerol, Methadone) | 31 Female | | | | | | | | | | | | | | |
| Other - Dangerous Non-Narcotic Drugs (Barbiturates, Benzadrine) | 32 Male | | | | | | | | | | | | | | |
| Other - Dangerous Non-Narcotic Drugs (Barbiturates, Benzadrine) | 32 Female | | | | | | | | | | | | | | |
| (2) Possession | 33 Male | | | | | | | | | | | | | | |
| (2) Possession | 33 Female | | | | | | | | | | | | | | |
| Subtotal | 34 Male | | | | | | | | | | | | | | |
| Subtotal | 34 Female | | | | | | | | | | | | | | |
| Gambling | 35 Male | | | | | | | | | | | | | | |
| Gambling | 35 Female | | | | | | | | | | | | | | |
| Bookmaking (Horse and Sport Book) | 36 Male | | | | | | | | | | | | | | |
| Bookmaking (Horse and Sport Book) | 36 Female | | | | | | | | | | | | | | |
| Numbers and Lottery | 37 Male | | | | | | | | | | | | | | |
| Numbers and Lottery | 37 Female | | | | | | | | | | | | | | |
| All Other Gambling | 38 Male | | | | | | | | | | | | | | |
| All Other Gambling | 38 Female | | | | | | | | | | | | | | |
| Offenses Against Family and Children | 39 Male | | | | | | | | | | | | | | |
| Offenses Against Family and Children | 39 Female | | | | | | | | | | | | | | |
| Driving Under The Influence | 40 Male | | | | | | | | | | | | | | |
| Driving Under The Influence | 40 Female | | | | | | | | | | | | | | |
| Liquor Laws | 41 Male | | | | | | | | | | | | | | |
| Liquor Laws | 41 Female | | | | | | | | | | | | | | |
| Drunkenness | 42 Male | | | | | | | | | | | | | | |
| Drunkenness | 42 Female | | | | | | | | | | | | | | |
| Disorderly Conduct | 43 Male | | | | | | | | | | | | | | |
| Disorderly Conduct | 43 Female | | | | | | | | | | | | | | |
| Vagrancy | 44 Male | | | | | | | | | | | | | | |
| Vagrancy | 44 Female | | | | | | | | | | | | | | |
| All Other Offenses (Except Traffic) | 45 Male | | | | | | | | | | | | | | |
| All Other Offenses (Except Traffic) | 45 Female | | | | | | | | | | | | | | |
| Suspicion Not Reported in WVA | 46 Male | | | | | | | | | | | | | | |
| Suspicion Not Reported in WVA | 46 Female | | | | | | | | | | | | | | |
| Curfew and Loitering Law Violations | 47 Male | | | | | | | | | | | | | | |
| Curfew and Loitering Law Violations | 47 Female | | | | | | | | | | | | | | |
| Run Aways | 48 Male | | | | | | | | | | | | | | |
| Run Aways | 48 Female | | | | | | | | | | | | | | |
| GRAND TOTAL | | 2 | 7 | 7 | 16 | 16 | | | | | | | | | |

DEPARTMENT OF NATURAL RESOURCES DISTRICT 1

Arrests By Age Persons Over 18 Years of Age

January-December 1982, 1981

F DIST. 1
AGENCY IDENTIFIER

WEST VIRGINIA
AGE, SEX, RACE, AND ETHNIC ORIGIN OF PERSONS ARRESTED 18 years of age and over
(INCLUDE THOSE RELEASED WITHOUT HAVING BEEN FORMALLY CHARGED)

| CLASSIFICATION OF OFFENSES | SEX | AGE | | | | | | | | | | | | | | | | | RACE | | | | | ETHNIC ORIGIN | | | |
|---|-----|-----|----|----|----|----|----|----|-------|-------|-------|-------|-------|-------|-------|-------|-------------|-------|-------|-------|---------------------------------|------------------------|----------|---------------|-----|--|--|
| | | 18 | 19 | 20 | 21 | 22 | 23 | 24 | 25-29 | 30-34 | 35-39 | 40-44 | 45-49 | 50-54 | 55-59 | 60-64 | 65 and Over | TOTAL | White | Black | Hispanic Indian-Native Hawaiian | Asian-Pacific Islander | Hispanic | Not Hispanic | | | |
| Murder | 01A | F | | | | | | | | | | | | | | | | | | | | | | | | | |
| | 01B | F | | | | | | | | | | | | | | | | | | | | | | | | | |
| Manslaughter | 02 | F | | | | | | | | | | | | | | | | | | | | | | | | | |
| Forcible Rape | 03 | F | | | | | | | | | | | | | | | | | | | | | | | | | |
| Robbery | 04 | F | | | | | | | | | | | | | | | | | | | | | | | | | |
| Felony Assault | 05 | F | | | | | | | | | | | | | | | | | | | | | | | | | |
| Burglary | 06 | F | | | | | | | | | | | | | | | | | | | | | | | | | |
| Breaking and Entering | 07 | F | | | | | | | | | | | | | | | | | | | | | | | | | |
| Larceny-Theft (Except Motor Vehicle Theft) | 08 | F | | | | | | | | | | | | | | | | | | | | | | | | | |
| Motor Vehicle Theft | 09 | F | | | | | | | | | | | | | | | | | | | | | | | | | |
| Other Assaults | 10 | F | | | | | | | | | | | | | | | | | | | | | | | | | |
| Arson | 11 | F | | | | | | | | | | | | | | | | | | | | | | | | | |
| Forgery and Counterfeiting | 12 | F | | | | | | | | | | | | | | | | | | | | | | | | | |
| Fraud | 13 | F | | | | | | | | | | | | | | | | | | | | | | | | | |
| Embezzlement | 14 | F | | | | | | | | | | | | | | | | | | | | | | | | | |
| Stolen Property: Buying, Receiving, Possessing | 15 | F | | | | | | | | | | | | | | | | | | | | | | | | | |
| Vandalism | 16 | F | | | | | | | | | | | | | | | | | | | | | | | | | |
| Weapons: Carrying, Possessing, etc. | 17 | F | 13 | 12 | 7 | 13 | 11 | 14 | 14 | 53 | 43 | 18 | 23 | 18 | 15 | 7 | 11 | 7 | 279 | 279 | | | | | 279 | | |
| Prostitution and Commercialized Vice | 18 | F | | | | | | | | 3 | 2 | | | | 2 | | | | 7 | 7 | | | | | 7 | | |
| Sex Offenses (Except Forcible Rape and Prostitution) | 19 | F | | | | | | | | | | | | | | | | | | | | | | | | | |
| Drug Abuse Violations | 20 | F | | | | | | | | | | | | | | | | | | | | | | | | | |
| (1) Sale/Manufacturing | 21 | F | | | | | | | | | | | | | | | | | | | | | | | | | |
| Subtotal | 22 | F | | | | | | | | | | | | | | | | | | | | | | | | | |
| Opium or Cocaine and their Derivatives (Morphine, Heroin, Codeine) | 23 | F | | | | | | | | | | | | | | | | | | | | | | | | | |
| Marijuana | 24 | F | | | | | | | | | | | | | | | | | | | | | | | | | |
| Synthetic Narcotics-Manufactured Narcotics Which Can Cause True Drug Addiction (Demerol, Methadone) | 25 | F | | | | | | | | | | | | | | | | | | | | | | | | | |
| Other - Dangerous Non-Narcotic Drugs (Barbiturates, Benzadrine) | 26 | F | | | | | | | | | | | | | | | | | | | | | | | | | |
| (2) Possession | 27 | F | | | | | | | | | | | | | | | | | | | | | | | | | |
| Subtotal | 28 | F | | | | | | | | | | | | | | | | | | | | | | | | | |
| Opium or Cocaine and Their Derivatives (Morphine, Heroin, Codeine) | 29 | F | | | | | | | | | | | | | | | | | | | | | | | | | |
| Marijuana | 30 | F | | | | | | | | | | | | | | | | | | | | | | | | | |
| Synthetic Narcotics-Manufactured Narcotics Which Can Cause True Drug Addiction (Demerol, Methadone) | 31 | F | | | | | | | | | | | | | | | | | | | | | | | | | |
| Other - Dangerous Non-Narcotic Drugs (Barbiturates, Benzadrine) | 32 | F | | | | | | | | | | | | | | | | | | | | | | | | | |
| Gambling | 33 | F | | | | | | | | | | | | | | | | | | | | | | | | | |
| Bookmaking (Horse and Sport Book) | 34 | F | | | | | | | | | | | | | | | | | | | | | | | | | |
| Numbers and Lottery | 35 | F | | | | | | | | | | | | | | | | | | | | | | | | | |
| All Other Gambling | 36 | F | | | | | | | | | | | | | | | | | | | | | | | | | |
| Offenses Against Family and Children | 37 | F | | | | | | | | | | | | | | | | | | | | | | | | | |
| Driving Under The Influence | 38 | F | | | | | | | | | | | | | | | | | | | | | | | | | |
| Liquor Laws | 39 | F | | | | | | | | | | | | | | | | | | | | | | | | | |
| Drunkness | 40 | F | | | | | | | | | | | | | | | | | | | | | | | | | |
| Disorderly Conduct | 41 | F | | | | | | | | | | | | | | | | | | | | | | | | | |
| Vagrancy | 42 | F | | | | | | | | | | | | | | | | | | | | | | | | | |
| All Other Offenses (Except Traffic) | 43 | F | | | | | | | | | | | | | | | | | | | | | | | | | |
| Suspicion Not Reported in WVA | 44 | F | | | | | | | | | | | | | | | | | | | | | | | | | |
| GRAND TOTAL | | | 13 | 12 | 7 | 13 | 11 | 14 | 14 | 56 | 45 | 18 | 23 | 18 | 17 | 7 | 11 | 7 | 286 | 286 | | | | | 286 | | |

F **DIST. 2**
AGENCY IDENTIFIER

January-December 1962, 1961
WEST VIRGINIA
AGE, SEX, RACE, AND ETHNIC ORIGIN OF PERSONS ARRESTED, under 18 years of age
(INCLUDE THOSE RELEASED WITHOUT HAVING BEEN FORMALLY CHARGED)

[illegible]

F (2) DIST. 2
AGENCY IDENTIFIER

WEST VIRGINIA
AGE, SEX, RACE, AND ETHNIC ORIGIN OF PERSONS ARRESTED 18 years of age and over
(INCLUDE THOSE RELEASED WITHOUT HAVING BEEN FORMALLY CHARGED)

[illegible]

[illegible][illegible]

| F | | WEST VIRGINIA | | | | | | | | | | | | | |
|---|----------|--|----------|-------|-------|----|----|----|----------------|-------|-------|----------------------------------|---------------------------|----------|--------------|
| AGENCY IDENTIFIER | | AGE, SEX, RACE, AND ETHNIC ORIGIN OF PERSONS ARRESTED, under 18 years of age | | | | | | | | | | | | | |
| | | (INCLUDE THOSE RELEASED WITHOUT HAVING BEEN FORMALLY CHARGED) | | | | | | | | | | | | | |
| | | AGE | | | | | | | RACE | | | ETHNIC ORIGIN | | | |
| CLASSIFICATION OF OFFENSES | | SEX | Under 10 | 10-12 | 13-14 | 15 | 16 | 17 | Total Under 18 | White | Black | American Indian or Alaska Native | Asian or Pacific Islander | Hispanic | Not Hispanic |
| Murder | 01A | Female | | | | | | | | | | | | | |
| | | Male | | | | | | | | | | | | | |
| Manslaughter | 01B | Female | | | | | | | | | | | | | |
| | | Male | | | | | | | | | | | | | |
| Forcible Rape | 02 | Female | | | | | | | | | | | | | |
| | | Male | | | | | | | | | | | | | |
| Robbery | 03 | Female | | | | | | | | | | | | | |
| | | Male | | | | | | | | | | | | | |
| Felony Assault | 04 | Female | | | | | | | | | | | | | |
| | | Male | | | | | | | | | | | | | |
| Burglary | 05 | Female | | | | | | | | | | | | | |
| Breaking and Entering | | Male | | | | | | | | | | | | | |
| Larceny-Theft (Except Motor Vehicle Theft) | 06 | Female | | | | | | | | | | | | | |
| | | Male | | | | | | | | | | | | | |
| Motor Vehicle Theft | 07 | Female | | | | | | | | | | | | | |
| | | Male | | | | | | | | | | | | | |
| Other Assaults | 08 | Female | | | | | | | | | | | | | |
| | | Male | | | | | | | | | | | | | |
| Arson | 09 | Female | | | | | | | | | | | | | |
| | | Male | | | | | | | | | | | | | |
| Forgery and Counterfeiting | 10 | Female | | | | | | | | | | | | | |
| | | Male | | | | | | | | | | | | | |
| Fraud | 11 | Female | | | | | | | | | | | | | |
| | | Male | | | | | | | | | | | | | |
| Embezzlement | 12 | Female | | | | | | | | | | | | | |
| | | Male | | | | | | | | | | | | | |
| Stolen Property; Buying, Receiving, Possessing | 13 | Female | | | | | | | | | | | | | |
| | | Male | | | | | | | | | | | | | |
| Vandalism | 14 | Female | | | | | | | | | | | | | |
| | | Male | | | | | | | | | | | | | |
| Weapons; Carrying, Possessing, etc. | 15 | Female | | 1 | | | 4 | 4 | 9 | 9 | | | | | 2 |
| | | Male | | | | | | | | | | | | | |
| Prostitution and Commercialized Vice | 16 | Female | | | | | | | | | | | | | |
| | | Male | | | | | | | | | | | | | |
| Sex Offenses (Except Forcible Rape and Prostitution) | 17 | Female | | | | | | | | | | | | | |
| | | Male | | | | | | | | | | | | | |
| Drug Abuse Violations | TOTAL 18 | Female | | | | | | 2 | 2 | 2 | | | | | 2 |
| | | Male | | | | | | | | | | | | | |
| (I) Sale/Manufacturing | 180 | Female | | | | | | | | | | | | | |
| Subtotal | | Male | | | | | | | | | | | | | |
| Opium or Cocaine and their Derivatives (Morphine, Heroin, Codeine) | a | Female | | | | | | | | | | | | | |
| | b | Male | | | | | | | | | | | | | |
| Marijuana | c | Female | | | | | | | | | | | | | |
| Synthetic Narcotics-Manufactured Narcotics Which Can Cause True Drug Addiction (Demerol, Methadone) | d | Female | | | | | | | | | | | | | |
| | | Male | | | | | | | | | | | | | |
| Other - Dangerous Non-Narcotic Drugs (Barbiturates, Benzadrine) | e | Female | | | | | | | | | | | | | |
| | | Male | | | | | | | | | | | | | |
| (II) Possession | 185 | Female | | | | | | 2 | 2 | 2 | | | | | 2 |
| Subtotal | | Male | | | | | | | | | | | | | |
| Opium or Cocaine and Their Derivatives (Morphine, Heroin, Codeine) | f | Female | | | | | | | | | | | | | |
| | g | Male | | | | | | | | | | | | | |
| Marijuana | h | Female | | | | | | 2 | 2 | 2 | | | | | 2 |
| | | Male | | | | | | | | | | | | | |
| Synthetic Narcotics-Manufactured Narcotics Which Can Cause True Drug Addiction (Demerol, Methadone) | i | Female | | | | | | | | | | | | | |
| | | Male | | | | | | | | | | | | | |
| Other - Dangerous Non-Narcotic Drugs (Barbiturates, Benzadrine) | j | Female | | | | | | | | | | | | | |
| | | Male | | | | | | | | | | | | | |
| Gambling | TOTAL 19 | Female | | | | | | | | | | | | | |
| | | Male | | | | | | | | | | | | | |
| Bookmaking (Horse and Sport Book) | 19A | Female | | | | | | | | | | | | | |
| | | Male | | | | | | | | | | | | | |
| Numbers and Lottery | 19B | Female | | | | | | | | | | | | | |
| | | Male | | | | | | | | | | | | | |
| All Other Gambling | 19C | Female | | | | | | | | | | | | | |
| | | Male | | | | | | | | | | | | | |
| Offenses Against Family and Children | 20 | Female | | | | | | | | | | | | | |
| | | Male | | | | | | | | | | | | | |
| Driving Under The Influence | 21 | Female | | | | | | | | | | | | | |
| | | Male | | | | | | | | | | | | | |
| Liquor Laws | 22 | Female | | | | | | | | | | | | | |
| | | Male | | | | | | | | | | | | | |
| Drunkenness | 23 | Female | | | | | | | | | | | | | |
| | | Male | | | | | | | | | | | | | |
| Disorderly Conduct | 24 | Female | | | | | | | | | | | | | |
| | | Male | | | | | | | | | | | | | |
| Vagrancy | 25 | Female | | | | | | | | | | | | | |
| | | Male | | | | | | | | | | | | | |
| All Other Offenses (Except Traffic) | 26 | Female | | | | | | | | | | | | | |
| | | Male | | | | | | | | | | | | | |
| Suspicion Not Reported in WVA | 27 | Female | | | | | | | | | | | | | |
| | | Male | | | | | | | | | | | | | |
| Curfew and Loitering Law Violations | 28 | Female | | | | | | | | | | | | | |
| | | Male | | | | | | | | | | | | | |
| Run Aways | 29 | Female | | | | | | | | | | | | | |
| | | Male | | | | | | | | | | | | | |
| GRAND TOTAL | | | 1 | | | | 4 | 6 | 11 | 11 | | | | | |

[illegible]

| INCLUDE THOSE RELEASED WITHOUT HAVING BEEN FORMALLY CHARGED | | | | | | | | | | | | | | | RACE | | | | ETHNIC ORIGIN | |
|--|--------------|--------|----------|-------|-------|----|----|----|----------------|-------|-------|----------------------------------|---------------------------|--------------|----------|--|--|--|---------------|--|
| CLASSIFICATION OF OFFENSES | | SEX | Under 10 | 10-12 | 13-14 | 15 | 16 | 17 | Total Under 18 | White | Black | American Indian or Alaska Native | Asian or Pacific Islander | Not Hispanic | Hispanic | | | | | |
| Murder | 01A | Male | | | | | | | | | | | | | | | | | | |
| | | Female | | | | | | | | | | | | | | | | | | |
| Manslaughter | 01B | Male | | | | | | | | | | | | | | | | | | |
| | | Female | | | | | | | | | | | | | | | | | | |
| Forcible Rape | 02 | Male | | | | | | | | | | | | | | | | | | |
| | | Female | | | | | | | | | | | | | | | | | | |
| Robbery | 03 | Male | | | | | | | | | | | | | | | | | | |
| | | Female | | | | | | | | | | | | | | | | | | |
| Feligious Assault | 04 | Male | | | | | | | | | | | | | | | | | | |
| | | Female | | | | | | | | | | | | | | | | | | |
| Burglary | 05 | Male | | | | | | | | | | | | | | | | | | |
| Breaking and Entering | | Female | | | | | | | | | | | | | | | | | | |
| Larceny-Theft (Except Motor Vehicle Theft) | 06 | Male | | | | | | | | | | | | | | | | | | |
| | | Female | | | | | | | | | | | | | | | | | | |
| Motor Vehicle Theft | 07 | Male | | | | | | | | | | | | | | | | | | |
| | | Female | | | | | | | | | | | | | | | | | | |
| Other Assaults | 08 | Male | | | | | | | | | | | | | | | | | | |
| | | Female | | | | | | | | | | | | | | | | | | |
| Arson | 09 | Male | | | | | | | | | | | | | | | | | | |
| | | Female | | | | | | | | | | | | | | | | | | |
| Forgery and Counterfeiting | 10 | Male | | | | | | | | | | | | | | | | | | |
| | | Female | | | | | | | | | | | | | | | | | | |
| Fraud | 11 | Male | | | | | | | | | | | | | | | | | | |
| | | Female | | | | | | | | | | | | | | | | | | |
| Embezzlement | 12 | Male | | | | | | | | | | | | | | | | | | |
| | | Female | | | | | | | | | | | | | | | | | | |
| Stolen Property; Buying, Receiving, Possessing | 13 | Male | | | | | | | | | | | | | | | | | | |
| | | Female | | | | | | | | | | | | | | | | | | |
| Vandalism | 14 | Male | | | | | | | | | | | | | | | | | | |
| | | Female | | | | | | | | | | | | | | | | | | |
| Weapons; Carrying, Possessing, etc. | 15 | Male | | | | 2 | 1 | 5 | 8 | | 8 | | | | 8 | | | | | |
| | | Female | | | | | | | | | | | | | | | | | | |
| Prostitution and Commercialized Vice | 16 | Male | | | | | | | | | | | | | | | | | | |
| | | Female | | | | | | | | | | | | | | | | | | |
| Sex Offenses (Except Forcible Rape and Prostitution) | 17 | Male | | | | | | | | | | | | | | | | | | |
| | | Female | | | | | | | | | | | | | | | | | | |
| Drug Abuse Violations | TOTAL 18 | Male | | | | | | | | | | | | | | | | | | |
| | | Female | | | | | | | | | | | | | | | | | | |
| (1) Sale/Manufacturing | Subtotal 180 | Male | | | | | | | | | | | | | | | | | | |
| | a | Female | | | | | | | | | | | | | | | | | | |
| Opium or Cocaine and their Derivatives (Morphine, Heroin, Codeine) | b | Male | | | | | | | | | | | | | | | | | | |
| | c | Female | | | | | | | | | | | | | | | | | | |
| Synthetic Narcotics Manufactured Narcotics Which Can Cause True Drug Addiction (Diamorol, Methadone) | d | Male | | | | | | | | | | | | | | | | | | |
| | e | Female | | | | | | | | | | | | | | | | | | |
| Other - Dangerous Non-Narcotic Drugs (Barbiturate, Benzadrine) | f | Male | | | | | | | | | | | | | | | | | | |
| | g | Female | | | | | | | | | | | | | | | | | | |
| (2) Possession | Subtotal 185 | Male | | | | | | | | | | | | | | | | | | |
| | h | Female | | | | | | | | | | | | | | | | | | |
| Opium or Cocaine and Their Derivatives (Morphine, Heroin, Codeine) | i | Male | | | | | | | | | | | | | | | | | | |
| | j | Female | | | | | | | | | | | | | | | | | | |
| Marijuana | k | Male | | | | | | | | | | | | | | | | | | |
| | l | Female | | | | | | | | | | | | | | | | | | |
| Synthetic Narcotics Manufactured Narcotics Which Can Cause True Drug Addiction (Diamorol, Methadone) | m | Male | | | | | | | | | | | | | | | | | | |
| | n | Female | | | | | | | | | | | | | | | | | | |
| Other - Dangerous Non-Narcotic Drugs (Barbiturate, Benzadrine) | h | Male | | | | | | | | | | | | | | | | | | |
| | h | Female | | | | | | | | | | | | | | | | | | |
| TOTAL | 19 | Male | | | | | | | | | | | | | | | | | | |
| | | Female | | | | | | | | | | | | | | | | | | |
| Gambling | 19A | Male | | | | | | | | | | | | | | | | | | |
| | | Female | | | | | | | | | | | | | | | | | | |
| Bookmaking (Horse and Sport Book) | 19B | Male | | | | | | | | | | | | | | | | | | |
| | | Female | | | | | | | | | | | | | | | | | | |
| Numbers and Lottery | 19C | Male | | | | | | | | | | | | | | | | | | |
| | | Female | | | | | | | | | | | | | | | | | | |
| All Other Gambling | 20 | Male | | | | | | | | | | | | | | | | | | |
| | | Female | | | | | | | | | | | | | | | | | | |
| Offenses Against Family and Children | 21 | Male | | | | | | | | | | | | | | | | | | |
| | | Female | | | | | | | | | | | | | | | | | | |
| Driving Under The Influence | 22 | Male | | | | | | | | | | | | | | | | | | |
| | | Female | | | | | | | | | | | | | | | | | | |
| Liquor Laws | 23 | Male | | | | | | | | | | | | | | | | | | |
| | | Female | | | | | | | | | | | | | | | | | | |
| Drunkenness | 24 | Male | | | | | | | | | | | | | | | | | | |
| | | Female | | | | | | | | | | | | | | | | | | |
| Disorderly Conduct | 25 | Male | | | | | | | | | | | | | | | | | | |
| | | Female | | | | | | | | | | | | | | | | | | |
| Vagrancy | 26 | Male | | | | | | | | | | | | | | | | | | |
| | | Female | | | | | | | | | | | | | | | | | | |
| All Other Offenses (Except Traffic) | 27 | Male | | | | | | | | | | | | | | | | | | |
| | | Female | | | | | | | | | | | | | | | | | | |
| Suspicion Not Reported in WVA | 28 | Male | | | | | | | | | | | | | | | | | | |
| | | Female | | | | | | | | | | | | | | | | | | |
| Curfew and Loitering Law Violations | 29 | Male | | | | | | | | | | | | | | | | | | |
| | | Female | | | | | | | | | | | | | | | | | | |
| Run Aways | | | | | | | | | | | | | | | | | | | | |
| GRAND TOTAL | | | | | | 2 | 1 | 5 | 8 | | 8 | | | | 8 | | | | | |

[illegible]

DEPARTMENT OF NATURAL RESOURCES DISTRICT 6

Arrests By Age Persons Under 18 Years of Age

January-December 1982, 1981

| F | | DIST. 6 | | WEST VIRGINIA | | January-December 1982, 1981 | | | |
|--|--|---|--|---------------|--|-----------------------------|--|---------------|--|
| AGE, SEX, RACE, AND ETHNIC ORIGIN OF PERSONS ARRESTED, under 18 years of age | | (INCLUDE THOSE RELEASED WITHOUT HAVING BEEN FORMALLY CHARGED) | | | | | | | |
| CLASSIFICATION OF OFFENSES | | SEX | | AGE | | RACE | | ETHNIC ORIGIN | |
| | | | | | | | | | |
| | | | | | | | | | |
| | | | | | | | | | |
| | | | | | | | | | |
| | | | | | | | | | |
| | | | | | | | | | |
| | | | | | | | | | |
| | | | | | | | | | |
| | | | | | | | | | |
| | | | | | | | | | |
| | | | | | | | | | |
| | | | | | | | | | |
| | | | | | | | | | |
| | | | | | | | | | |
| | | | | | | | | | |
| | | | | | | | | | |
| | | | | | | | | | |
| | | | | | | | | | |
| | | | | | | | | | |
| | | | | | | | | | |
| | | | | | | | | | |
| | | | | | | | | | |
| | | | | | | | | | |
| | | | | | | | | | |
| | | | | | | | | | |
| | | | | | | | | | |
| | | | | | | | | | |
| | | | | | | | | | |
| | | | | | | | | | |
| | | | | | | | | | |
| | | | | | | | | | |
| | | | | | | | | | |
| | | | | | | | | | |
| | | | | | | | | | |
| | | | | | | | | | |
| | | | | | | | | | |
| | | | | | | | | | |
| | | | | | | | | | |
| | | | | | | | | | |
| | | | | | | | | | |
| | | | | | | | | | |
| | | | | | | | | | |
| | | | | | | | | | |
| | | | | | | | | | |
| | | | | | | | | | |
| | | | | | | | | | |
| | | | | | | | | | |
| | | | | | | | | | |
| | | | | | | | | | |
| | | | | | | | | | |
| | | | | | | | | | |
| | | | | | | | | | |
| | | | | | | | | | |
| | | | | | | | | | |
| | | | | | | | | | |
| | | | | | | | | | |
| | | | | | | | | | |
| | | | | | | | | | |
| | | | | | | | | | |
| | | | | | | | | | |
| | | | | | | | | | |
| | | | | | | | | | |
| | | | | | | | | | |
| | | | | | | | | | |
| | | | | | | | | | |
| | | | | | | | | | |
| | | | | | | | | | |
| | | | | | | | | | |
| | | | | | | | | | |
| | | | | | | | | | |
| | | | | | | | | | |
| | | | | | | | | | |
| | | | | | | | | | |
| | | | | | | | | | |
| | | | | | | | | | |
| | | | | | | | | | |
| | | | | | | | | | |
| | | | | | | | | | |
| | | | | | | | | | |
| | | | | | | | | | |
| | | | | | | | | | |
| | | | | | | | | | |
| | | | | | | | | | |
| | | | | | | | | | |
| | | | | | | | | | |
| | | | | | | | | | |
| | | | | | | | | | |
| | | | | | | | | | |
| | | | | | | | | | |
| | | | | | | | | | |
| | | | | | | | | | |
| | | | | | | | | | |
| | | | | | | | | | |
| | | | | | | | | | |
| | | | | | | | | | |
| | | | | | | | | | |
| | | | | | | | | | |
| | | | | | | | | | |
| | | | | | | | | | |
| | | | | | | | | | |
| | | | | | | | | | |
| | | | | | | | | | |
| | | | | | | | | | |
| | | | | | | | | | |

Arson

Arson 1982

The offense of arson is defined by the National Uniform Crime Reporting (UCR) Program to include any willful or malicious burning or attempts to burn, with or without intent to defraud, a dwelling house, public building, motor vehicle or aircraft, personal property of another, etc.

Early in 1979, in accordance with the FBI-UCR Program, the West Virginia UCR Program began collecting arson data submitted by the UCR contributing agencies. During 1982, there were 709 actual Arson offenses reported with an estimated damage to property of \$11,299,076. 181 of the arsons, or 25.5 percent, were cleared.

Structural Arson

Structural arson includes the following categories:

- A. Single Occupancy Residential:
Houses, Townhouses, Duplexes, etc.
- B. Other Residential:
Apartments, Tenements, Flats, Hotels, Motels, Inns, Dormitories, Boarding Houses, etc.
- C. Storage: Barns, Garages, Warehouses, etc.
- D. Industrial/Manufacturing
- E. Other Commerical: Stores, Restaurants, Offices, etc.
- F. Community/Public:
Churches, Jails, Schools, Colleges, Hospitals, etc.
- G. All Other Structure:
Out Buildings, Monuments, Buildings Under Construction, etc.

There were 439 Structural Arsons for an estimated property damage of \$10,271,261. 143 of the structural arsons, or 32.6 percent, were cleared. Within the structural category, Single Occupancy Residential had the greatest number of arsons - 213, or 48.5 percent. Storage: barns, garages, warehouses structures had the greatest amount of property damage, \$2,663,468.

Mobile Arson

Mobile Arson includes the categories:

- H. Motor Vehicles:
Automobiles, Trucks, Buses, Motorcycles, etc.: UCR Definition.
- I. Other Mobile Property:
Trailers, Recreational Vehicles, Airplanes, Boats, etc.

There were 228 Mobile Arsons for an estimated property damage of \$986,065. 28 of the mobile arsons, or 12.3 percent, were cleared. Motor Vehicles had the greatest number of arsons - 201, or 88.2 percent, for an estimated property damage of \$676,595.

Other Arson

Other Arson includes the category:

- J. Total Other:
Crops, Timber, Fences, Signs, etc.

In 1982, there were 42 other arsons for an estimated property damage of \$41,750.

| 1 PROPERTY CLASSIFICATION | | 2 Offenses Reported or Known to Police (Include Unfounded and Attempts) | 3 Unfounded, i.e. False or Baseless Complaints | 4 Number of Actual Offenses (Column 2 Minus Column 3 Include Attempts) | 5 Total Offenses Cleared by Arrest or Exceptional Means (Include Column 6) | 6 Number of Clearances Involving Only Persons Under 18 Years of Age | 7 Offenses Where Structures Uninhabited, Abandoned, or not Normally in Use | 8 Estimated Value of Property Damage * |
|--|--|--|---|---|--|--|--|--|
| S T R U C T U R A L | A. Single Occupancy Residential: Houses, Townhouses, Duplexes, etc. | 218 | 5 | 213 | 63 | 14 | 50 | \$ 2,576,823 |
| | B. Other Residential: Apartments, Tenements, Flats, Hotels, Motels, Inns, Dormitories, Boarding Houses, etc. | 51 | 3 | 48 | 17 | 3 | 5 | \$ 531,395 |
| | C. Storage: Barns, Garages, Warehouses, etc. | 48 | 1 | 47 | 12 | 5 | 10 | \$ 2,633,468 |
| | D. Industrial/Manufacturing | 13 | 4 | 9 | 3 | 1 | 1 | \$ 612,310 |
| | E. Other Commercial: Stores, Restaurants, Offices, etc. | 63 | 2 | 61 | 15 | 2 | 6 | \$ 1,745,055 |
| | F. Community/Public: Churches, Jails, Schools, Colleges, Hospitals, etc. | 43 | 1 | 42 | 24 | 11 | 3 | \$ 2,033,445 |
| | G. All Other Structure: Out Buildings, Monuments, Buildings Under Construction, etc. | 19 | 0 | 19 | 9 | 2 | 8 | \$ 133,765 |
| | TOTAL STRUCTURE | 455 | 16 | 439 | 143 | 33 | 83 | \$ 10,271,261 |
| M O B I L E | H. Motor Vehicles: Automobiles, Trucks, Buses, Motorcycles, etc.: UCR Definition | 205 | 4 | 201 | 25 | 6 | | \$ 676,595 |
| | I. Other Mobile Property: Trailers, Recreational Vehicles, Airplanes, Boats, etc. | 27 | 0 | 27 | 3 | 0 | | \$ 309,470 |
| | TOTAL MOBILE | 232 | 4 | 228 | 28 | 6 | | \$ 986,065 |
| J. TOTAL OTHER Crops, Timber, Fences, Signs, etc. | | 43 | 1 | 42 | 10 | 4 | | \$ 41,750 |
| GRAND TOTAL | | 730 | 21 | 709 | 181 | 48 | 84 | \$ 11,299,376 |

DOMESTIC VIOLENCE

Domestic Violence

The increasing number of abuse between family members prompted the enactment of House Bill 802. This bill mandated the collection of domestic violence. Information on spouses, persons living as spouses, persons who formerly resided as spouses, parents, children and stepchildren, or other persons related by blood or marriage is collected.

Abuse: The occurrence of one or more of the following acts between family or household members who reside together or who formerly resided together.

- 1. Attempting to cause or intentionally, knowingly or recklessly causing bodily injury with or without a dangerous or deadly weapon.
- 2. Placing by physical menace another in fear or imminent serious bodily injury.
- 3. Sexually abusing a person under the age of 18 years.

The following information on Domestic Violence is in compliance with House Bill 802. Collecting the information on Domestic Violence began on July 1, 1981. Since this is a new project, no final conclusion should be made in regards to any statistics gathered herein.

Law enforcement agencies reported they received a total of 1,468 complaints on Domestic Violence. They investigated 1,179 (80.3%) of these complaints. Of the **complainants who were victims**, 140 (11.6%) were male, 1,063 (88.4%) female, and 365 (30.3%) of them had filed a previous complaint. Simple Assault (201) was the only extent of abuse for **repeated victims**. Protection Orders were violated in 19 (1.3%) cases.

| Victim | Offender |
|-----------------------|---------------------|
| 1,161 Females (84.9%) | 135 Females (10.0%) |
| 207 Males (15.1%) | 1,219 Males (90.0%) |

| Weapons Used | |
|--------------|-------------|
| Hands/Fists | 905 (80.4%) |
| Guns | 98 (8.7%) |
| Clubs | 56 (5.0%) |
| Knives | 67 (5.9%) |

| Extent of Abuse | | Action Taken On Total Complaints | |
|-------------------|-------------|----------------------------------|-------------|
| Simple Assault | 849 (66.0%) | Arrest | 326 (22.3%) |
| Felonious Assault | 118 (9.2%) | Referred | 588 (40.2%) |
| Homicide | 30 (2.3%) | Other | 549 (37.5%) |
| Other | 290 (22.5%) | | |

The average abuser age was 25, while the youngest was 11 and the oldest was 82. The average victim age was 30, while the youngest was under a year old, and the oldest was 95.

The average response time was 17.24 minutes.

Saturday recorded the most complaints with 240 (16.3%).

August had the highest number of complaints, with 145. (9.9%).

Relationships
Victim To Offender

| | | | |
|-----------------|-------------|-----------------------|----------|
| Wife | 810 (58.9%) | Ex-Common Law Husband | 6 (.4%) |
| Common Law Wife | 80 (5.8%) | Common Law Husband | 6 (.4%) |
| Ex-Wife | 79 (5.7%) | Ex-Common Law Wife | 5 (.4%) |
| Mother | 67 (4.9%) | Other Family | 5 (.4%) |
| Husband | 65 (4.7%) | Uncle | 5 (.4%) |
| Daughter | 53 (3.8%) | Niece | 5 (.4%) |
| Son | 37 (2.7%) | Aunt | 4 (.3%) |
| In-Law | 34 (2.5%) | Nephew | 3 (.2%) |
| Brother | 26 (1.9%) | Step-Father | 3 (.2%) |
| Sister | 22 (1.6%) | Grandfather | 2 (.1%) |
| Father | 20 (1.4%) | Granddaughter | 2 (.1%) |
| Step-Sister | 14 (1.0%) | Grandmother | 1 (.1%) |
| Step-Daughter | 12 (.9%) | Grandson | 1 (.1%) |
| Cousin | 9 (.7%) | | |

Day of Week

| | |
|-----------|-------------|
| Monday | 198 (13.5%) |
| Tuesday | 163 (11.1%) |
| Wednesday | 195 (13.3%) |
| Thursday | 220 (15.0%) |
| Friday | 222 (15.1%) |
| Saturday | 240 (16.3%) |
| Sunday | 230 (15.7%) |

Month

| | |
|-----------|------------|
| January | 115 (7.8%) |
| February | 113 (7.7%) |
| March | 127 (8.6%) |
| April | 131 (8.9%) |
| May | 139 (9.5%) |
| June | 133 (9.1%) |
| July | 141 (9.6%) |
| August | 145 (9.9%) |
| September | 103 (7.0%) |
| October | 106 (7.2%) |
| November | 110 (7.5%) |
| December | 105 (7.2%) |

Bill 802 required that the West Virginia Department of Welfare should report to the Department of Public Safety instances of child abuse not otherwise reported to any other law-enforcement agency.

**CHILD ABUSE CASES FROM WELFARE DEPARTMENT
JANUARY THROUGH DECEMBER, 1982**

| | |
|------------------------------|-------------------------|
| | Number Referrals |
| Total Cleared | 7,679 |
| Reported As Child Abuse | 2,555 |
| Substantiated As Child Abuse | 925 |

| | MONTH SUB* | MONTH UNSUB* | PENDING SUB | PENDING UNSUB | TOTAL SUB | TOTAL UNSUB | TOTAL | TOTAL REFERRALS CLEARED |
|--------------------|---------------|-----------------|----------------|------------------|--------------|----------------|-------|-------------------------------|
| JAN | 75 | 78 | 15 | 46 | 90 | 124 | 214 | 602 |
| FEB | 78 | 93 | 11 | 43 | 89 | 136 | 225 | 687 |
| MARCH | 55 | 115 | 14 | 44 | 69 | 159 | 228 | 692 |
| APRIL | 74 | 92 | 25 | 45 | 99 | 137 | 236 | 649 |
| MAY | 55 | 105 | 5 | 37 | 60 | 142 | 202 | 610 |
| JUNE | 59 | 98 | 19 | 55 | 78 | 153 | 231 | 724 |
| JULY | 52 | 92 | 11 | 49 | 63 | 141 | 204 | 610 |
| AUG | 58 | 109 | 18 | 54 | 76 | 163 | 239 | 752 |
| SEPT | 62 | 99 | 20 | 70 | 82 | 169 | 251 | 815 |
| OCT | 54 | 69 | 10 | 52 | 64 | 121 | 185 | 546 |
| NOV | 66 | 68 | 20 | 33 | 86 | 101 | 187 | 500 |
| DEC | 58 | 60 | 11 | 24 | 69 | 84 | 153 | 498 |
| JAN THRU DEC | 746 | 1078 | 179 | 552 | 925 | 1630 | 2555 | 7679 |

*Substantiated
**Unsubstantiated

Of 7679 Total Referrals Cleared, 2555 (33.3%) were reported as child abuse originally.
925 (36.2%) of 2555 were cleared as child abuse.

| DOMESTIC VIOLENCE JAN THRU DEC 1982 | | | | | | | | | | | | | | | | |
|--|----------------|-----------------|------------------------|--------|--------|--------|----------------|-----------------------|------------|----------|-----|--------------------------|------------|----------|-----|--------------|
| AGENCY ID | TOTAL COMPL | TOTAL INVEST | ***COMPLAINANT INFO*** | | | | PRIOR COMPL | ***EXTENT OF ABUSE*** | | | | *ABUSE EXTENT BY REPEAT* | | | | PROT VIOL |
| | | | MALE | FEMALE | VICTIM | REPEAT | | *SIM *ASS | FEL ASS | HOMICIDE | OTH | *SIM *ASS | FEL ASS | HOMICIDE | OTH | |
| SP Beckley | 5 | 4 | 2 | 3 | 1 | | | 1 | | 3 | 1 | | | | 5 | |
| SP Berkeley Springs | 8 | 6 | 1 | 7 | 6 | 1 | | 6 | 2 | | 2 | 1 | | | 1 | 4 |
| SP Buckhannon | 3 | 2 | 1 | 2 | 3 | 1 | | 2 | | | | | | | 2 | |
| SP Kearneysville | 12 | 3 | 1 | 11 | 10 | | | 7 | | 1 | | | | | 7 | 3 |
| SP Glasgow | 4 | | | 4 | 4 | | | | | | | | | | | |
| SP Elizabeth | 1 | | | 1 | 1 | | | | | | | | | | | |
| SP Elkins | 2 | 1 | | 2 | 2 | | | 1 | | | | | | | 1 | |
| SP Fairmont | 1 | 1 | | 1 | 1 | | | | 1 | | | | | | | |
| SP Franklin | 8 | 7 | 3 | 5 | 6 | 2 | | 3 | 1 | | 3 | | | | 1 | 2 |
| SP Glenville | 1 | 1 | 1 | | 1 | | | | 1 | | | | | | 1 | |
| SP Grafton | 1 | 1 | 1 | | | | | | | 1 | | | | | 1 | |
| SP Grantsville | 2 | 2 | | 2 | | | | 1 | 1 | | | | | | 2 | |
| SP Hamlin | 1 | 1 | | 1 | 1 | | | | | | 1 | | | | | |
| SP Harrisville | 1 | 1 | | 1 | 1 | 1 | | 1 | | | | 1 | | | 1 | 1 |
| SP Huntington | 5 | 2 | 1 | 4 | 3 | | | 3 | 1 | | | 1 | | | 1 | 1 |
| SP Keyser | 9 | 2 | 1 | 8 | 7 | 3 | 8 | | 1 | | 1 | | | | 6 | 1 |
| SP Logan | 7 | 1 | 1 | 6 | 4 | | | | 1 | | | | | | 6 | 1 |
| SP Madison | 4 | 4 | 1 | 3 | 3 | 2 | | | | 1 | | | | | | 4 |
| SP Marlinton | 3 | | | 3 | 3 | 2 | | 1 | | | | 1 | | | 1 | 2 |
| SP Martinsburg | 17 | 10 | 2 | 15 | 16 | 3 | | 10 | | 1 | | 2 | | | 5 | 11 |
| SP Moorefield | 15 | 3 | 1 | 14 | 13 | 5 | | 4 | | | 1 | | | | 8 | 2 |
| SP Morgantown | 3 | 1 | 1 | 2 | 2 | | | 1 | | 1 | | | | | 1 | |
| SP Moundsville | 12 | 1 | 3 | 9 | 10 | 2 | 2 | 3 | | | | 1 | | | 4 | 4 |
| SP Oak Hill | 3 | 2 | 2 | 1 | 1 | | | 1 | | 2 | | | | | 1 | 2 |
| SP Paden City | 1 | 1 | | 1 | | | | | 1 | | | | | | 1 | |
| SP Parkersburg | 12 | 4 | 1 | 11 | 8 | 2 | | 1 | 1 | 1 | 1 | | | | 3 | 1 |
| SP Hambleton | 1 | 1 | | 1 | 1 | | | 1 | | | | | | | 1 | 1 |
| SP Petersburg | 2 | 1 | 1 | 1 | 1 | | | 1 | | | | | | | 2 | 1 |
| SP Philippi | 7 | 4 | | 7 | 6 | 4 | | 5 | | | | 2 | | | 1 | 4 |
| SP Princeton | 2 | 1 | 1 | 1 | 1 | | | | | 1 | | | | | 1 | |
| SP Rainelle | 1 | | | 1 | 1 | 1 | | | | | | | | | 1 | |
| SP Richwood | 1 | | | 1 | | | | 1 | | | | | | | 1 | |
| SP Ripley | 1 | 1 | | 1 | 1 | | | 1 | | | | | | | 1 | |
| SP Romney | 11 | 3 | 1 | 10 | 10 | 4 | 8 | 6 | 2 | | 1 | 3 | | | 5 | |
| SP St. Marys | 2 | | | 2 | 2 | 1 | | | | | | | | | 1 | |
| SP Shinnston | 31 | 12 | 5 | 26 | 19 | 8 | 9 | 8 | | | 5 | 3 | | | 21 | 10 |
| SP Spencer | 2 | 1 | | 2 | 1 | | | 1 | | | | | | | 1 | |
| SP Summersville | 1 | 1 | | | | | | | | 1 | | | | | 1 | |
| SP Sutton | 1 | 1 | | 1 | 1 | | | 1 | | | | | | | | 1 |
| SP Webster Springs | 12 | 8 | 2 | 10 | 11 | 3 | | 8 | 2 | | 2 | 2 | | | 5 | 5 |
| SP Welch | 4 | 1 | 1 | 3 | 3 | | | 1 | | | | | | | 1 | |
| SP West Union | 2 | 1 | | 2 | 2 | | | 1 | 1 | | | | | | 1 | |
| SP Whitesville | 15 | | 4 | 11 | 13 | 4 | 12 | | | | 1 | | | | 11 | |
| SP Whitesville | 12 | 1 | 3 | 9 | 10 | 4 | 30 | | 1 | | | | | | 8 | |
| SP Williamson | 2 | 2 | 2 | | | | | | | 2 | | | | | 2 | |
| SP Cross Lanes | 3 | | | 3 | 3 | | | 3 | | | | | | | 1 | |
| SP Hundred | 2 | 2 | 1 | 1 | | | | 2 | | | | | | | 2 | 1 |
| SO Barbour | 19 | 6 | 7 | 12 | 15 | 5 | 13 | 11 | 1 | | 6 | 3 | | | 4 | 12 |
| PD Martinsburg | 20 | 18 | 1 | 19 | 20 | 11 | 21 | 19 | 1 | | 1 | 10 | | | 12 | 4 |
| PD Whitesville | 1 | 1 | | 1 | 1 | | | 1 | | | | | | | 1 | |
| SO Braxton | 2 | 1 | | 1 | 1 | | | | 1 | 1 | | | | | 2 | |

| DOMESTIC VIOLENCE JAN THRU DEC 1982 | | | | | | | | | | | | | | | | |
|--|----------------|-----------------|--------------------------|--------|--------|--------|----------------|-------------------------|------------|----------|-----|--------------------------|------------|----------|-----|--------------|
| AGENCY ID | TOTAL COMPL | TOTAL INVEST | ****COMPLAINANT INFO**** | | | | PRIOR COMPL | ****EXTENT OF ABUSE**** | | | | *ABUSE EXTENT BY REPEAT* | | | | PROT VIOL |
| | | | MALE | FEMALE | VICTIM | REPEAT | | *SIM *ASS | FEL ASS | HOMICIDE | OTH | *SIM *ASS | FEL ASS | HOMICIDE | OTH | |
| PD Burnsville | 1 | 1 | | 1 | 1 | 1 | 2 | 1 | | | | 1 | | | | 1 |
| SO Brooke | 6 | 6 | 1 | 5 | 5 | 1 | 4 | 5 | | 1 | | 1 | | | | |
| PD Follansbee | 13 | 12 | | 13 | 7 | 2 | 2 | 9 | 1 | | 3 | 1 | | | 5 | 1 |
| PD Wellsburg | 1 | 1 | 1 | | | | | | | 1 | | | | | 10 | |
| SO Cabell | 36 | 35 | 8 | 27 | 34 | 4 | 6 | 27 | 9 | | 1 | 3 | | | | |
| PD Clay | 1 | 1 | 1 | | | | | 1 | | | | | | | 36 | |
| SO Doddridge | 5 | 5 | | 5 | 5 | 3 | 7 | 4 | | | 1 | 2 | | | 1 | 4 |
| SO Fayette | 28 | 28 | 7 | 16 | 11 | 4 | 11 | 15 | 1 | 1 | 11 | 2 | | | 9 | 18 |
| PD Ansted | 1 | 1 | | 1 | 1 | | | 1 | | | | | | | 1 | |
| PD Fayetteville | 3 | 3 | | 3 | 3 | | | 3 | | | | | | | 1 | |
| PD Mount Hope | 13 | 6 | | 13 | 12 | 7 | 16 | 6 | | | 7 | 4 | | | 11 | 1 |
| PD Oak Hill | 3 | 3 | | 3 | 3 | | | 3 | | | | | | | 3 | |
| PD Meadow Bridge | 4 | 2 | 1 | 3 | 3 | 2 | | 4 | | | | 2 | | | | 4 |
| PD Gauley Bridge | 2 | 2 | | 2 | 2 | 1 | 1 | 1 | | | 1 | | | | | 2 |
| SO Grant | 9 | 8 | 1 | 8 | 9 | 5 | 12 | 6 | | | 3 | 3 | | | 1 | 7 |
| PD Petersburg | 1 | 1 | | 1 | 1 | | | 1 | | | | | | | 1 | 1 |
| PD Lewisburg | 1 | 1 | | 1 | 1 | 1 | 1 | 1 | | | | 1 | | | | |
| PD Chester | 4 | 3 | 2 | 2 | 4 | 3 | 10 | 3 | | | | 2 | | | 1 | 3 |
| PD Weirton | 14 | 14 | 2 | 11 | 10 | 2 | 3 | 6 | 3 | | 5 | | | | 4 | 6 |
| SO Hardy | 1 | 1 | 1 | | | | | 1 | 1 | | | | | | 1 | |
| PD Wardensville | 1 | 1 | | 1 | 1 | | | | | | | | | | | 1 |
| SO Harrison | 1 | 1 | | 1 | 1 | | | | | 1 | | | | | 1 | |
| PD Bridgeport | 2 | 1 | | 2 | 2 | 1 | 1 | | | 1 | | | | | | 2 |
| PD Clarksburg | 19 | 18 | 5 | 14 | 14 | 2 | 6 | 14 | | | | 2 | | | 11 | 3 |
| PD Shinnston | 6 | 5 | 1 | 5 | 6 | 5 | 25 | 5 | | | 1 | 5 | | | 2 | 3 |
| PD Lumberport | 5 | 5 | 2 | 3 | 5 | 1 | 1 | 2 | 1 | | 3 | | | | 4 | 2 |
| SO Jackson | 2 | 2 | | 2 | 2 | 1 | | 1 | 1 | | | 1 | | | 2 | |
| PD Ravenswood | 2 | 2 | | 2 | 2 | | | 1 | | | 1 | | | | 1 | 1 |
| PD Ripley | 2 | 2 | | 2 | 2 | | | 2 | | | | | | | 2 | |
| PD Charles Town | 22 | 21 | 3 | 19 | 19 | 7 | 17 | 6 | 4 | | 12 | 2 | | | 5 | 4 |
| PD Ranson | 36 | 24 | 2 | 27 | 24 | 9 | 21 | 16 | | | 14 | 6 | | | 5 | 15 |
| SO Kanawha | 8 | 6 | 3 | 5 | 3 | 2 | | 4 | 2 | 1 | | | | | 4 | 2 |
| PD Charleston | 135 | 134 | 34 | 102 | 125 | 11 | 2 | 98 | 36 | 1 | 3 | 3 | | | 12 | 14 |
| PD Dunbar | 34 | 34 | 8 | 26 | 22 | 11 | 1 | 19 | | | 11 | 7 | | | 3 | 18 |
| PD Nitro | 1 | 1 | 1 | | 1 | | | 1 | | | | | | | 1 | 1 |
| PD St. Albans | 2 | 2 | | 2 | 2 | | | 2 | | | | | | | | 2 |
| PD So. Charleston | 4 | 2 | 1 | 3 | 4 | | | 2 | | | | | | | 1 | 1 |
| PD Marmat | 1 | 1 | | 1 | 1 | | | | | | | | | | 1 | 1 |
| SO Lewis | 4 | 3 | | 4 | 4 | 1 | | 2 | | | 1 | | | | 1 | 2 |
| SO Lincoln | 14 | 14 | 3 | 11 | 12 | 3 | | 11 | 3 | | | 2 | | | 14 | 14 |
| SO Logan | 3 | 3 | | 3 | 3 | | | 2 | | | 1 | | | | 1 | 2 |
| PD Logan | 6 | 3 | | 6 | 5 | 1 | | 6 | | | | 1 | | | 3 | 2 |
| PD Gary | 1 | 1 | | 1 | 1 | | | 1 | | | | | | | 1 | |
| PD Kimball | 1 | 1 | | 1 | 1 | | | | 1 | | | | | | | 1 |
| SO Marion | 19 | 9 | | 10 | 8 | | | 9 | | | | | | | 2 | 7 |
| PD Fairmont | 41 | 40 | 7 | 34 | 30 | 7 | 5 | 23 | 5 | | 10 | 4 | | | 7 | 29 |
| PD Farmington | 1 | 1 | | 1 | 1 | | | 1 | | | | | | | | 1 |
| SO Marshall | 31 | 4 | | 31 | 31 | 4 | 7 | 28 | | | 3 | 4 | | | | 30 |
| PD Benwood | 7 | 7 | | 7 | 6 | 3 | 5 | 7 | | | | 3 | | | 2 | 4 |
| PD Moundsville | 4 | 4 | 2 | 2 | 2 | 1 | 1 | 4 | | | | 1 | | | 1 | 1 |
| PD Mason | 6 | 6 | | 6 | 5 | 1 | 11 | 4 | 1 | | 1 | | | | 1 | 4 |

| DOMESTIC VIOLENCE JAN THRU DEC 1982 | | | | | | | | | | | | | | | | | | | |
|--|---------------------|-----------------|---------------------------------|--------|---------------------|--------|--------------------|---------------------------------|------------|----------|-----|--------------------------|------------|----------|----------|------------------|------|-----|--------------|
| AGENCY ID | TOTAL COMPL | TOTAL INVEST | ***COMPLAINANT INFO*** | | | | PRIOR COMPL | ***EXTENT OF ABUSE*** | | | | *ABUSE EXTENT BY REPEAT* | | | | **ACTION TAKEN** | | | PROT VIOL |
| | | | MALE | FEMALE | VICTIM | REPEAT | | *SIM *ASS | FEL ASS | HOMICIDE | OTH | *SIM *ASS | FEL ASS | HOMICIDE | OTH | ARREST | REF | OTH | |
| SO Mercer | 22 | 22 | | 22 | 22 | 2 | 2 | 20 | | | | 2 | | | | 4 | 18 | | |
| PD Bluefield | 24 | 24 | 4 | 20 | 14 | 1 | 1 | 17 | 2 | | | 5 | | | | 9 | 6 | 11 | |
| PD Princeton | 9 | 9 | | 9 | 3 | | | 5 | | | | 3 | | | | 1 | 4 | 5 | 1 |
| SO Mineral | 1 | 1 | | 1 | | | | 1 | | | | | | | | | 1 | | |
| PD Piedmont | 2 | 2 | | 2 | | 1 | 1 | 2 | | | | | | 1 | | | 2 | | |
| SO Mingo | 4 | 3 | 1 | 3 | | | | | | 4 | | | | | | 4 | | | |
| PD Gilbert | 1 | 1 | | 1 | | | | 1 | | | | | | | | | | 1 | |
| PD Williamson | 106 | 105 | 7 | 99 | 102 | 83 | 7 | 49 | 1 | | 38 | 39 | | | | 8 | 85 | 24 | |
| PD Morgantown | 18 | 18 | 1 | 17 | 14 | 2 | 2 | 11 | 2 | | 5 | 2 | | | | 2 | 8 | 5 | |
| PD Westover | 14 | 14 | 2 | 12 | 7 | 1 | 4 | 6 | | | 8 | 5 | | | | | 10 | 4 | |
| SO Monroe | 1 | 1 | | 1 | 1 | | | 1 | | | | | | | | | | 1 | |
| PD Alderson | 3 | 3 | | 3 | 1 | 1 | 4 | 2 | | | 2 | 1 | | | | 1 | 1 | 2 | |
| SO Morgan | 4 | 4 | 1 | 3 | 2 | 4 | 9 | 4 | | | | 4 | | | | 1 | 3 | 1 | |
| SO Nicholas | 26 | 9 | 4 | 22 | 24 | 3 | | 18 | 1 | 1 | 4 | | | | | 2 | 18 | 3 | |
| PD Summersville | 6 | 4 | 1 | 5 | 6 | 5 | 5 | 3 | | | 3 | 3 | | | | 1 | 3 | 1 | |
| SO Ohio | 1 | | | 1 | 1 | | | | | | 1 | | | | | | 1 | | |
| PD Wheeling | 10 | 10 | 2 | 8 | 9 | 3 | 2 | 5 | 4 | | 1 | 3 | | | | 4 | | 6 | 1 |
| SO Pendleton | 1 | 1 | | 1 | 1 | | | 1 | | | | | | | | 1 | | | |
| PD St. Marys | 3 | 3 | | 3 | 2 | | | 2 | 1 | | | | | | | 3 | | | |
| SO Pocahontas | 1 | 1 | | 1 | 1 | | | 1 | | | | | | | | | | 1 | |
| SO Preston | 5 | 4 | | 5 | 4 | | | 1 | | | 2 | | | | | 2 | 2 | | |
| SO Putnam | 15 | 10 | | 15 | 15 | 1 | 2 | 12 | | | 3 | 1 | | | | 4 | 8 | 3 | |
| PD Hurricane | 1 | 1 | 1 | 1 | 1 | 1 | 3 | 1 | | | | 1 | | | | | 1 | | |
| SO Raleigh | 39 | 36 | 9 | 30 | 30 | 4 | | 24 | 2 | | 7 | 1 | | | | 4 | 9 | 25 | |
| PD Beckley | 72 | 71 | 17 | 55 | 50 | 7 | 12 | 48 | 4 | 1 | 19 | 3 | | | | 19 | | 53 | |
| PD Lester | 1 | | | 1 | 1 | | | 1 | | | | | | | | | 1 | | |
| PD Mabscott | 2 | 2 | 1 | 1 | 2 | 1 | 2 | 1 | | | 1 | | | | | 1 | | 1 | |
| PD Sophia | 2 | 2 | | 2 | 2 | | | 2 | | | | | | | | 2 | | 2 | |
| PD Elkins | 36 | 32 | 2 | 34 | 31 | 12 | 6 | 1 | 1 | | 23 | 4 | | | | 3 | 25 | 18 | 2 |
| SO Ritchie | 1 | 1 | 1 | 1 | 1 | 1 | 3 | | | 1 | | | | | | 1 | | | |
| PD Harrisville | 2 | 1 | 1 | 1 | | | 2 | | | | 1 | | | | | 2 | 1 | | |
| SO Taylor | 18 | 8 | | 18 | 17 | 9 | 24 | | | | 5 | 5 | | | | 5 | 12 | 1 | |
| SO Tucker | 9 | 9 | 2 | 7 | 8 | 4 | 7 | 1 | | | 4 | 2 | | | | 3 | 2 | 4 | |
| PD Davis | 5 | 5 | | 5 | 5 | 5 | 6 | | | | 1 | 4 | | | | 2 | 1 | 2 | |
| SO Tyler | 1 | | 1 | 1 | 1 | 1 | | 1 | | | 1 | | | | | 1 | | | |
| PD Paden City | 8 | 6 | 1 | 7 | 5 | 6 | 8 | | 1 | | 1 | 4 | | | | 2 | 3 | 2 | |
| PD Sistersville | 3 | 3 | | 3 | 3 | 1 | | | | | | 1 | | | | 1 | | 2 | |
| PD Buckhannon | 1 | 1 | | 1 | 1 | 1 | 1 | | | | | 1 | | | | 1 | | | |
| PD Wayne | 1 | 1 | | 1 | 1 | 1 | | | 1 | | 1 | | | | | 1 | | | |
| SO Webster | 15 | 13 | | 15 | 15 | 4 | 7 | | | | 3 | 4 | | | | | 1 | 14 | |
| PD Hundred | 1 | 1 | | 1 | 1 | | | | | | | | | | | | | | |
| PD New Martinsville | 2 | 2 | 1 | 1 | 2 | | | 1 | 1 | | | | | | | 1 | 1 | | |
| SO Wirt | 1 | 1 | | 1 | 1 | | | | | | 1 | | | | | | | 1 | |
| SO Wood | 32 | 32 | 6 | 26 | 25 | 7 | 7 | 16 | | | 14 | 2 | | | | 2 | 15 | 9 | 2 |
| PD Parkersburg | 60 | 60 | 1 | 59 | 60 | 48 | 2 | 35 | 3 | | 8 | 30 | | | | 10 | 33 | 30 | |
| PD Vienna | 19 | 19 | 2 | 17 | 14 | 2 | 2 | 16 | 1 | | 2 | 2 | | | | 3 | 13 | 3 | |
| PD Williamstown | 4 | 2 | | 4 | 4 | | | 4 | | | | | | | | 1 | 1 | 2 | |
| SO Wyoming | 1 | 1 | 1 | | | | | | | 1 | | | | | | 1 | | | |
| PD Mullens | 1 | 1 | | 1 | | | | 1 | | | | | | | | | 1 | | |
| PD Pineville | 1 | 1 | 1 | | 1 | | | 1 | | | | | | | | | 1 | | |
| TOTAL | 1468 | 1179 | 222 | 1236 | 1203 | 401 | 511 | 849 | 118 | 30 | 290 | 215 | | | | 326 | 588 | 549 | 19 |
| | | | | | | | | | | | | | | | | | | | |
| AGENCY ID | TOTAL COMPLAINTS | TOTAL INVEST | COMPLAINANTS WHO ARE VICTIMS | | AVERAGE RESPONSE | | TOTAL REPEATERS | **EXTENT OF ABUSE BY REPEATER** | | | | **TOTAL ACTION TAKEN** | | | | VIOLATION | | | |
| | | | MALE | FEMALE | | | | SIM | ASS | FEL | ASS | HOMICIDE | OTHER | ARREST | REFERRAL | OTHER | PROT | ORD | |
| TOTAL | 1,468 | 1,179 | 140 | 1,063 | 5.07 | | 365 | 201 | | | | | | 326 | 588 | 549 | 19 | | |

The following is a list of agencies that had no Domestic Violence Offenses reported to them for 1982.

| | | |
|-------------------------|-------------------------|---------------------|
| Bridgeport SPOL | Clay SPOL | Elkview SPOL |
| Gauley Bridge SPOL | Hinton SPOL | Jesse SPOL |
| Kingwood SPOL | Lewisburg SPOL | Pt. Pleasant SPOL |
| So. Charleston SPOL | Wheeling SPOL | Union SPOL |
| Wayne SPOL | Wellsburg SPOL | Weston SPOL |
| Winfield SPOL | New Cumberland SPOL | |
| | | |
| Anawalt PD | Anmoore PD | Athens PD |
| Bancroft PD | Barboursville PD | Bayard PD |
| Belington PD | Belle PD | Bethany PD |
| Bethlehem PD | Berkeley SO | Berkeley Springs PD |
| Bluefield State College | Boone SO | Bradshaw PD |
| Bramwell PD | Calhoun SO | Clay SO |
| Camden-On-Gauley PD | Cameron SO | Cedar Grove PD |
| Chapmanville PD | Chesapeake PD | Clay PD |
| Clear View PD | Clendenin PD | Concord College |
| Cowen PD | Danville PD | Davy PD |
| Delbarton PD | East Bank SO | Elizabeth PD |
| Eleanor PD | Fairview PD | Flemington PD |
| Fort Gay PD | Franklin PD | Gassaway PD |
| Gilmer SO | Glasgow PD | Glen Dale PD |
| Glenville PD | Glenville State College | Grafton PD |
| Grant Town PD | Grantsville PD | Granville PD |
| Greenbrier SO | Hambleton PD | Hamlin PD |
| Hampshire SO | Hancock SO | Handley PD |
| Henderson PD | Harpers Ferry PD | Hartford PD |
| Hinton PD | Huntington PD | laeger PD |
| Jefferson SO | Kenova PD | Kermit PD |
| Keyser PD | Keystone PD | Kingwood PD |
| Leon PD | Madison PD | Man PD |
| Mannington PD | Marlinton PD | Marshall University |
| Mason SO | Masontown PD | Matewan PD |

| | | |
|----------------------------|------------------|--------------------------|
| Matoaka PD | McDowell SO | McMechen PD |
| Middlebourne PD | Mill Creek PD | Milton PD |
| Monongah PD | Monongalia SO | Montgomery PD |
| Moorefield PD | Newsburg PD | New Cumberland PD |
| New Haven PD | North Fork PD | Nutter Fort PD |
| Oceana PD | Osage PD | Parsons PD |
| Paw Paw PD | Pax PD | Pennsboro PD |
| Petersburg PD | Philippi PD | Pine Grove PD |
| Pleasants SO | Poca PD | Potomac State College |
| Pratt PD | Pt. Pleasant PD | Quinwood PD |
| Rainelle PD | Randolph SO | Ranson PD |
| Rhodell PD | Richwood PD | Ridgeley PD |
| Rivesville PD | Roane SO | Romney PD |
| Ronceverte PD | Rowlesburg PD | Rupert PD |
| Salem PD | Shepherdstown PD | Smithfield PD |
| Smithers PD | Spencer PD | Star City PD |
| Stonewood PD | Summers PD | Sutton PD |
| Terra Alta PD | Thomas PD | Triadelphia PD |
| Tunnelton PD | Union PD | Upshur SO |
| Valley Grove PD | War PD | Wayne SO |
| Webster Springs PD | Welch PD | West Liberty PD |
| West Liberty State College | Weston PD | West Union PD |
| W. Va. State College | W. Va. Tech. | W. Va. University |
| Wetzel SO | Wheeling PD | White Sulphur Springs PD |
| Whitesville PD | Worthington PD | Worthington PD |

UNIFORM CRIME REPORTING

CONTRIBUTOR PARTICIPATION

This section of the report indicates the participation of West Virginia law enforcement agencies contributing to the Uniform Crime Reporting Program.

An "X" indicates that the specific agency (or group of agencies in the case of multiple State Police Detachments within the county) submitted UCR Reports for the corresponding month of 1982.

WEST VIRGINIA CONTRIBUTOR PARTICIPATION

Jan Thru Dec 1982

| Agency | JAN | FEB | MAR | APR | MAY | JUN | JUL | AUG | SEP | OCT | NOV | DEC |
|-------------------------|-----|-----|-----|-----|-----|-----|-----|-----|-----|-----|-----|-----|
| Barbour County | | | | | | | | | | | | |
| Sheriff | X | X | X | X | X | X | X | X | X | X | X | X |
| State Police | X | X | X | X | X | X | X | X | X | X | X | X |
| Belington PD | X | X | X | X | X | X | X | X | X | X | X | X |
| Phillippi PD | X | X | X | X | X | X | X | X | X | X | X | X |
| Berkeley County | | | | | | | | | | | | |
| Sheriff | X | X | X | X | X | X | X | X | X | X | X | X |
| State Police | X | X | X | X | X | X | X | X | X | X | X | X |
| Martinsburg PD | X | X | X | X | X | X | X | X | X | X | X | X |
| Boone County | | | | | | | | | | | | |
| Sheriff | X | X | X | X | X | X | X | X | X | X | X | |
| State Police | X | X | X | X | X | X | X | X | X | X | X | X |
| Madison PD | X | X | X | X | X | X | X | X | X | X | X | X |
| Whitesville PD | X | X | X | X | X | X | X | X | X | X | X | X |
| Danville PD | | | | | | | | | X | X | X | X |
| Braxton County | | | | | | | | | | | | |
| Sheriff | X | X | X | X | X | X | X | X | X | X | X | X |
| State Police | X | X | X | X | X | X | X | X | X | X | X | X |
| Gassaway PD | X | X | X | X | X | X | X | X | X | X | X | X |
| Sutton PD | X | X | X | X | X | X | X | X | X | X | X | X |
| Burnsville PD | X | X | X | X | X | X | X | X | X | X | X | X |
| Brooke County | | | | | | | | | | | | |
| Sheriff | X | X | X | X | X | X | X | X | X | X | X | X |
| State Police | X | X | X | X | X | X | X | X | X | X | X | X |
| Follansbee PD | X | X | X | X | X | X | X | X | X | X | X | X |
| Wellsburg PD | X | X | X | X | X | X | X | X | X | X | X | X |
| Bethany PD | | | | | | | | | | | | |
| Cabell County | | | | | | | | | | | | |
| Sheriff | X | X | X | X | X | X | X | X | X | X | X | X |
| State Police | X | X | X | X | X | X | X | X | X | X | X | X |
| Barboursville PD | X | X | X | X | X | X | X | X | X | X | X | X |
| Huntington PD | X | X | X | X | X | X | X | X | X | X | X | X |
| Milton PD | | | | | | | | | | | | |
| MU Security Police | X | X | X | X | X | X | X | X | X | X | X | X |
| Calhoun County | | | | | | | | | | | | |
| Sheriff | X | X | X | X | X | X | X | X | X | X | X | X |
| State Police | X | X | X | X | X | X | X | X | X | X | X | X |
| Grantsville PD | X | X | X | X | X | X | X | X | X | X | X | |
| Clay County | | | | | | | | | | | | |
| Sheriff | X | X | X | X | X | X | X | X | X | X | X | X |
| State Police | X | X | X | X | X | X | X | X | X | X | X | X |
| Clay PD | X | X | X | X | X | X | X | X | X | | | |
| Doddridge County | | | | | | | | | | | | |
| Sheriff | X | X | X | X | X | X | X | X | X | X | X | X |
| State Police | X | X | X | X | X | X | X | X | X | X | X | X |
| West Union PD | X | X | X | X | X | X | X | X | X | X | X | X |
| Fayette County | | | | | | | | | | | | |
| Sheriff | X | X | X | X | X | X | X | X | X | X | X | X |
| State Police | X | X | X | X | X | X | X | X | X | X | X | X |
| Ansted PD | X | X | X | X | X | X | X | X | X | X | X | X |
| Fayetteville PD | X | X | X | X | X | X | X | X | X | X | X | X |

WEST VIRGINIA CONTRIBUTOR PARTICIPATION

Jan Thru Dec 1982

| Agency | JAN | FEB | MAR | APR | MAY | JUN | JUL | AUG | SEP | OCT | NOV | DEC |
|--------------------------|-----|-----|-----|-----|-----|-----|-----|-----|-----|-----|-----|-----|
| Montgomery PD | X | X | X | X | X | X | X | X | X | X | X | X |
| Mount Hope PD | X | X | X | X | X | X | X | X | X | X | X | X |
| Oak Hill PD | X | X | X | X | X | X | X | X | X | X | X | X |
| Meadow Bridge PD | X | X | X | X | X | X | | | | | | |
| Smithers PD | X | X | X | X | X | X | X | X | X | X | X | X |
| Pax PD | X | X | X | X | X | X | X | X | X | X | X | X |
| W Va Tech Security | X | X | X | X | X | X | X | X | X | X | X | X |
| Gauley Bridge PD | X | X | X | X | X | X | X | X | X | | X | X |
| Gilmer County | | | | | | | | | | | | |
| Sheriff | X | X | X | X | X | X | X | X | X | X | X | X |
| State Police | X | X | X | X | X | X | X | X | X | X | X | X |
| Glennville PD | X | X | X | X | X | X | X | X | X | X | X | X |
| Glennville St Security | X | X | X | X | X | X | X | X | X | X | X | X |
| Grant County | | | | | | | | | | | | |
| Sheriff | X | X | X | X | X | X | X | X | X | X | X | X |
| State Police | X | X | X | X | X | X | X | X | X | X | X | X |
| Petersburg PD | X | X | X | X | X | X | X | X | X | X | X | X |
| Bayard PD | X | X | X | X | X | X | X | X | X | X | X | X |
| Greenbrier County | | | | | | | | | | | | |
| Sheriff | X | X | X | X | X | X | X | X | X | X | X | X |
| State Police | X | X | X | X | X | X | X | X | X | X | X | X |
| Lewisburg PD | X | X | X | X | X | X | X | X | X | X | X | X |
| Rainelle PD | X | X | X | X | X | X | X | X | X | X | X | X |
| Ronceverte PD | X | X | X | X | X | X | X | X | X | X | X | X |
| White Sulphur Springs PD | X | X | X | X | X | X | X | X | X | X | X | X |
| Quinwood PD | X | X | X | X | X | X | X | X | X | X | X | X |
| Rupert PD | X | X | X | X | X | X | X | X | X | X | X | X |
| Hampshire County | | | | | | | | | | | | |
| Sheriff | X | X | X | X | X | X | X | X | X | X | X | X |
| State Police | X | X | X | X | X | X | X | X | X | X | X | X |
| Romney PD | X | X | X | X | X | X | X | X | X | X | X | X |
| Hancock County | | | | | | | | | | | | |
| Sheriff | X | X | X | X | X | X | X | X | X | X | X | X |
| State Police | X | X | X | X | X | X | X | X | X | X | X | X |
| Chester PD | X | X | X | | | | | | | | X | X |
| Weirton PD | X | X | X | X | X | X | X | X | X | X | X | X |
| New Cumberland PD | X | X | X | X | X | X | X | X | X | X | X | X |
| Hardy County | | | | | | | | | | | | |
| Sheriff | X | X | X | X | X | X | X | X | X | X | X | X |
| State Police | X | X | X | X | X | X | X | X | X | X | X | X |
| Moorefield PD | X | X | X | X | X | X | X | X | X | X | X | X |
| Wardensville PD | X | X | X | X | X | X | X | X | X | X | X | X |
| Harrison County | | | | | | | | | | | | |
| Sheriff | X | X | X | X | X | X | X | X | X | X | X | X |
| State Police | X | X | X | X | X | X | X | X | X | X | X | X |
| Bridgeport PD | X | X | X | X | X | X | X | X | X | X | X | X |
| Clarksburg PD | X | X | X | X | X | X | X | X | X | X | X | X |
| Salem PD | X | X | X | X | X | X | X | X | X | X | X | X |
| Shinnston PD | X | X | X | X | X | X | X | X | X | | | |
| Stonewood PD | X | X | X | X | X | X | X | X | X | X | X | X |
| Annoore PD | X | X | X | X | X | X | | | | | | |

WEST VIRGINIA CONTRIBUTOR PARTICIPATION

Jan Thru Dec 1982

| Agency | JAN | FEB | MAR | APR | MAY | JUN | JUL | AUG | SEP | OCT | NOV | DEC |
|--------------------------|-----|-----|-----|-----|-----|-----|-----|-----|-----|-----|-----|-----|
| Nutter Fort PD | X | X | X | X | X | X | X | X | X | X | X | X |
| Lumberport PD | X | X | X | X | X | X | X | X | X | X | X | X |
| Lost Creek PD | X | X | X | X | X | X | X | X | X | X | X | X |
| West Milford PD | | | | | | | | | | | | |
| Jackson County | | | | | | | | | | | | |
| Sheriff | X | X | X | X | X | X | X | X | X | X | X | X |
| State Police | X | X | X | X | X | X | X | X | X | X | X | X |
| Ravenswood PD | X | X | X | X | X | X | X | X | X | X | X | X |
| Ripley PD | X | X | X | X | X | X | X | X | X | X | X | X |
| Jefferson County | | | | | | | | | | | | |
| Sheriff | X | X | X | X | X | X | X | X | X | X | X | X |
| State Police | X | X | X | X | X | X | X | X | X | X | X | X |
| Charles Town PD | X | X | X | X | X | X | X | X | X | X | X | X |
| Shepherdstown PD | X | X | X | X | X | X | X | X | X | X | X | X |
| Ranson PD | X | X | X | X | X | X | X | X | X | X | X | X |
| Harpers Ferry PD | X | X | X | X | X | X | X | X | X | X | X | X |
| Kanawha County | | | | | | | | | | | | |
| Sheriff | X | X | X | X | X | X | X | X | X | X | X | X |
| State Police | X | X | X | X | X | X | X | X | X | X | X | X |
| Belle PD | X | X | X | X | X | X | X | X | X | X | X | X |
| Charleston PD | X | X | X | X | X | X | X | X | X | X | X | X |
| Dunbar PD | X | X | X | X | X | X | X | X | X | X | X | X |
| Nitro PD | X | X | X | X | X | X | X | X | X | X | X | X |
| St Albans PD | X | X | X | X | X | X | X | X | X | X | X | X |
| South Charleston PD | X | X | X | X | X | X | X | X | X | X | X | X |
| Chesapeake PD | X | X | | X | X | X | X | X | | X | X | X |
| Marmet PD | X | X | X | X | X | X | X | X | X | X | X | X |
| East Bank PD | X | X | X | X | X | X | X | X | X | X | X | X |
| Glasgow PD | X | X | X | X | X | X | X | X | X | X | X | X |
| Clendenin PD | X | X | X | X | X | X | X | X | X | X | X | X |
| Cedar Grove PD | X | X | X | X | X | X | X | X | X | X | X | X |
| Pratt PD | X | X | X | X | X | X | X | X | X | X | X | X |
| Handley PD | X | X | X | X | X | X | X | X | X | X | X | X |
| W Va St College Security | X | X | X | X | X | X | X | X | X | X | X | X |
| Lewis County | | | | | | | | | | | | |
| Sheriff | X | X | X | X | X | X | X | X | X | X | X | X |
| State Police | X | X | X | X | X | X | X | X | X | X | X | X |
| Weston PD | X | X | X | X | X | X | X | X | X | X | X | X |
| Lincoln County | | | | | | | | | | | | |
| Sheriff | X | X | X | X | X | X | X | X | X | X | X | X |
| State Police | X | X | X | X | X | X | X | X | X | X | X | X |
| Hamlin PD | X | X | X | X | X | X | X | X | X | X | X | X |
| Logan County | | | | | | | | | | | | |
| Sheriff | X | X | X | X | X | X | X | X | X | X | X | X |
| State Police | X | X | X | X | X | X | X | X | X | X | X | X |
| Logan PD | X | X | X | X | X | | X | X | X | X | X | X |
| Man PD | X | X | X | X | X | X | X | X | X | X | X | X |
| Chapmanville PD | X | X | X | X | X | X | X | X | X | X | X | X |
| McDowell County | | | | | | | | | | | | |
| Sheriff | X | X | X | X | X | X | X | X | X | X | X | X |

WEST VIRGINIA CONTRIBUTOR PARTICIPATION

Jan Thru Dec 1982

| Agency | JAN | FEB | MAR | APR | MAY | JUN | JUL | AUG | SEP | OCT | NOV | DEC |
|------------------------|-----|-----|-----|-----|-----|-----|-----|-----|-----|-----|-----|-----|
| State Police | X | X | X | X | X | X | X | X | X | X | X | X |
| Keystone PD | X | X | X | X | X | X | X | | X | | | X |
| War PD | X | X | X | X | X | X | X | X | X | X | X | X |
| Welch PD | | | | | | | | | | | | |
| Anawalt PD | X | X | X | X | X | X | X | X | X | X | X | X |
| Gary PD | X | X | X | X | X | X | X | X | X | X | X | X |
| North Fork PD | X | X | X | X | X | X | X | X | X | X | X | X |
| Davy PD | | X | X | X | X | X | X | X | X | X | X | X |
| Kimball PD | X | X | X | X | X | X | X | X | X | X | X | X |
| Jeager PD | X | X | X | X | X | X | X | X | X | X | X | X |
| Bradshaw PD | X | X | X | X | X | X | X | X | X | X | X | X |
| Marion County | | | | | | | | | | | | |
| Sheriff | X | X | X | X | X | X | X | X | X | X | X | X |
| State Police | X | X | X | X | X | X | X | X | X | X | X | X |
| Fairmont PD | X | X | X | X | X | X | X | X | X | X | X | X |
| Mannington PD | X | X | X | X | X | X | X | X | X | X | X | X |
| Rivesville PD | X | X | X | | | | | X | X | | | |
| Monongah PD | | X | X | X | X | X | X | X | X | | | |
| Fairview PD | X | X | X | X | X | X | X | X | X | X | X | X |
| Farmington PD | X | X | X | X | X | X | X | X | X | X | X | X |
| Grant Town PD | X | X | X | X | X | X | X | X | X | X | X | X |
| Worthington PD | | | | | | | | | | | X | X |
| Marshall County | | | | | | | | | | | | |
| Sheriff | X | X | X | X | X | X | X | X | X | X | X | X |
| State Police | X | X | X | X | X | X | X | X | X | X | X | X |
| Benwood PD | X | X | X | X | X | X | X | X | X | X | X | X |
| Cameron PD | X | X | X | X | X | X | X | X | X | X | X | X |
| Glen Dale PD | X | X | X | X | X | X | X | X | X | X | X | X |
| McMechen PD | X | X | X | X | X | X | X | X | X | X | X | X |
| Moundsville PD | X | X | X | X | X | X | X | X | X | X | X | X |
| Mason County | | | | | | | | | | | | |
| Sheriff | X | X | X | X | X | X | X | X | X | X | X | X |
| State Police | X | X | X | X | X | X | X | X | X | X | X | X |
| Point Pleasant PD | X | X | X | X | X | X | X | X | X | X | X | X |
| New Haven PD | X | X | X | X | X | X | X | X | X | X | X | X |
| Mason PD | X | X | X | X | X | X | X | X | X | X | X | X |
| Henderson PD | X | X | X | X | X | X | X | X | X | X | X | X |
| Hartford PD | X | X | X | X | X | X | X | X | X | X | X | X |
| Leon PD | | | | | | | | | | | | |
| Mercer County | | | | | | | | | | | | |
| Sheriff | X | X | X | X | X | X | X | X | X | X | X | X |
| State Police | X | X | X | X | X | X | X | X | X | X | X | X |
| Athens PD | X | X | X | X | X | X | X | X | X | X | X | X |
| Bluefield PD | X | X | X | X | X | X | X | X | X | X | X | X |
| Princeton PD | X | X | X | X | X | X | X | X | X | X | X | X |
| Matoaka PD | | X | X | X | X | X | X | X | X | X | X | X |
| Bramwell PD | | | | | | X | X | X | X | X | X | X |
| Concord Col Security | X | X | X | X | X | X | X | X | X | X | X | X |
| Bluefield St Security | | | | | | | | | X | X | X | X |
| Mineral County | | | | | | | | | | | | |
| Sheriff | X | X | X | X | X | X | X | X | X | X | X | X |

WEST VIRGINIA CONTRIBUTOR PARTICIPATION

Jan Thru Dec 1982

| Agency | JAN | FEB | MAR | APR | MAY | JUN | JUL | AUG | SEP | OCT | NOV | DEC |
|--------------------------|-----|-----|-----|-----|-----|-----|-----|-----|-----|-----|-----|-----|
| State Police | X | X | X | X | X | X | X | X | X | X | X | X |
| Keyser PD | X | X | X | X | X | X | X | X | X | X | X | X |
| Piedmont PD | X | X | X | X | X | X | X | X | X | X | X | X |
| Ridgeley PD | X | X | X | X | X | X | X | X | X | X | X | X |
| Elk Garden PD | | | | | | | | | | | | |
| Potomac St Security | X | X | X | X | X | X | X | X | X | X | X | X |
| Mingo County | | | | | | | | | | | | |
| Sheriff | X | X | X | X | X | X | X | X | X | X | X | X |
| State Police | X | X | X | X | X | X | X | X | X | X | X | X |
| Gilbert PD | X | X | X | X | X | X | X | X | X | X | X | X |
| Williamson PD | X | X | X | X | X | X | X | X | X | X | X | X |
| Kermit PD | X | X | X | X | X | X | X | X | X | X | X | X |
| Delbarton PD | | | | | | | | | | | | |
| Matewan PD | X | X | X | X | X | X | X | X | | X | X | X |
| Monongalia County | | | | | | | | | | | | |
| Sheriff | X | X | X | X | X | X | X | X | X | X | X | X |
| State Police | X | X | X | X | X | X | X | X | X | X | X | X |
| Morgantown PD | X | X | X | X | X | X | X | X | X | X | X | X |
| Star City PD | X | X | X | X | X | X | X | X | X | X | X | X |
| Westover PD | X | X | X | X | X | X | X | X | X | X | X | X |
| Osage PD | X | X | X | X | X | X | X | X | X | X | X | X |
| WVU Security Police | X | X | X | X | X | X | X | X | X | X | X | X |
| Granville PD | X | X | X | X | X | X | X | X | X | X | X | X |
| Monroe County | | | | | | | | | | | | |
| Sheriff | X | X | X | X | X | X | X | X | X | X | X | X |
| State Police | X | X | X | X | X | X | X | X | X | X | X | X |
| Alderson PD | X | X | X | X | X | X | X | X | X | X | X | X |
| Union PD | X | X | X | X | X | X | X | X | X | X | X | X |
| Peterstown PD | X | X | X | X | X | X | X | X | X | X | X | X |
| Morgan County | | | | | | | | | | | | |
| Sheriff | X | X | X | X | X | X | X | X | X | X | X | X |
| State Police | X | X | X | X | X | X | X | X | X | X | X | X |
| Berkeley Springs PD | X | X | X | X | X | X | X | X | X | X | X | X |
| Paw-Paw PD | X | | | | | | | | | | | |
| Nicholas County | | | | | | | | | | | | |
| Sheriff | X | X | X | X | X | X | X | X | X | X | X | X |
| State Police | X | X | X | X | X | X | X | X | X | X | X | X |
| Richwood PD | X | X | X | X | X | X | X | X | X | X | X | X |
| Summersville PD | X | X | X | X | X | X | X | X | X | X | X | X |
| Ohio County | | | | | | | | | | | | |
| Sheriff | X | X | X | X | X | X | X | X | X | X | X | X |
| State Police | X | X | X | X | X | X | X | X | X | X | X | X |
| Wheeling PD | X | X | X | X | X | X | X | X | X | X | X | X |
| Triadelphia PD | X | X | X | X | X | X | X | X | X | X | X | X |
| Bethlehem PD | X | X | X | X | X | X | X | X | X | X | X | X |
| West Liberty PD | X | X | X | X | X | X | X | X | X | X | X | X |
| Valley Grove PD | X | X | X | X | X | X | X | X | X | X | X | X |
| West Liberty St Col | X | X | X | X | X | X | X | X | X | X | X | X |
| Clearview PD | X | X | X | X | X | X | X | X | X | X | X | X |
| Pendleton County | | | | | | | | | | | | |
| Sheriff | X | X | X | X | X | X | X | X | X | X | X | X |

WEST VIRGINIA CONTRIBUTOR PARTICIPATION

Jan Thru Dec 1982

| Agency | JAN | FEB | MAR | APR | MAY | JUN | JUL | AUG | SEP | OCT | NOV | DEC |
|-----------------------|-----|-----|-----|-----|-----|-----|-----|-----|-----|-----|-----|-----|
| State Police | X | X | X | X | X | X | X | X | X | X | X | X |
| Hinton PD | X | X | X | X | X | X | X | X | X | X | X | X |
| Taylor County | | | | | | | | | | | | |
| Sheriff | X | X | X | X | X | X | X | X | X | X | X | X |
| State Police | X | X | X | X | X | X | X | X | X | X | X | X |
| Grafton PD | X | X | X | X | X | X | X | X | X | X | X | X |
| Flemington PD | | | | | | X | X | X | X | X | X | X |
| Tucker County | | | | | | | | | | | | |
| Sheriff | X | X | X | X | X | X | X | X | X | X | X | X |
| State Police | X | X | X | X | X | X | X | X | X | X | X | X |
| Parsons PD | X | X | X | X | X | X | X | X | X | X | X | X |
| Thomas PD | X | X | X | X | X | X | X | X | | | | |
| Davis PD | X | X | X | X | X | X | X | X | X | | | X |
| Hambleton PD | | | | | | | | | | | | |
| Tyler County | | | | | | | | | | | | |
| Sheriff | X | X | X | X | X | X | X | X | X | X | X | X |
| State Police | X | X | X | X | X | X | X | X | X | X | X | X |
| Paden City PD | X | X | X | X | X | X | X | X | X | X | X | X |
| Sistersville PD | X | X | X | X | X | X | X | X | X | X | X | X |
| Middlebourne PD | X | X | X | X | X | X | X | X | X | X | X | X |
| Friendly PD | | | | | | | | | | | | |
| Upshur County | | | | | | | | | | | | |
| Sheriff | X | X | X | X | X | X | X | X | X | X | X | X |
| State Police | X | X | X | X | X | X | X | X | X | X | X | X |
| Buckhannon PD | X | X | X | X | X | X | X | X | X | X | X | X |
| Wayne County | | | | | | | | | | | | |
| Sheriff | X | X | X | X | X | X | X | X | X | X | X | X |
| State Police | X | X | X | X | X | X | X | X | X | X | X | X |
| Ceredo PD | X | X | X | X | X | X | X | X | X | X | X | X |
| Kenova PD | X | X | X | X | X | X | X | X | X | X | X | X |
| Wayne PD | X | | X | | X | X | X | X | X | | | |
| Fort Gay PD | X | X | X | X | X | X | X | X | X | X | X | X |
| Webster County | | | | | | | | | | | | |
| Sheriff | X | X | X | X | X | X | X | X | X | X | X | X |
| State Police | X | X | X | X | X | X | X | X | X | X | X | X |
| Webster Springs PD | X | X | X | X | X | X | X | X | X | X | X | X |
| Cowen PD | X | X | X | X | X | X | X | X | X | X | X | X |
| Camden-On-Gauley PD | | | | | | | | | | | | X |
| Wetzel County | | | | | | | | | | | | |
| Sheriff | X | X | X | X | X | X | X | X | X | X | X | X |
| State Police | X | X | X | X | X | X | X | X | X | X | X | X |
| Hundred PD | X | X | X | X | X | X | X | X | X | X | X | X |
| New Martinsville PD | X | X | X | X | X | X | X | X | X | X | X | X |
| Pine Grove PD | X | X | X | X | X | | X | X | X | X | X | X |
| Smithfield PD | | | | | | | | | | | | |
| Wirt County | | | | | | | | | | | | |
| Sheriff | X | X | X | X | X | X | X | X | X | X | X | X |
| State Police | X | X | X | X | X | X | X | X | X | X | X | X |
| Elizabeth PD | X | X | X | | X | X | X | X | X | X | X | X |
| Wood County | | | | | | | | | | | | |
| Sheriff | X | X | X | X | X | X | X | X | X | X | X | X |

WEST VIRGINIA CONTRIBUTOR PARTICIPATION

Jan Thru Dec 1982

| Agency | JAN | FEB | MAR | APR | MAY | JUN | JUL | AUG | SEP | OCT | NOV | DEC |
|-----------------------|-----|-----|-----|-----|-----|-----|-----|-----|-----|-----|-----|-----|
| State Police | X | X | X | X | X | X | X | X | X | X | X | X |
| Parkersburg PD | X | X | X | X | X | X | X | X | X | X | X | X |
| Vienna PD | X | X | X | X | X | X | X | X | X | X | X | X |
| Williamstown PD | X | X | X | X | X | X | X | X | X | X | X | X |
| Wyoming County | | | | | | | | | | | | |
| Sheriff | X | X | X | X | X | X | X | X | X | X | X | X |
| State Police | X | X | X | X | X | X | X | X | X | X | X | X |
| Mullens PD | X | X | X | X | X | X | X | X | X | X | X | X |
| Pineville PD | X | X | X | X | X | X | X | X | X | X | X | X |
| Oceana PD | X | X | X | X | X | X | X | X | X | X | X | X |



GLOSSARY OF TERMS

ADULT—For West Virginia Uniform Crime Reporting purposes, a person age 18 or above.

ARREST RATE—The number of arrests reported for Part I and Part II Offenses for each unit of population, generally per 100,000. Arrest rates are computed in the same manner as crime rates.

CRIME INDEX—The sum total of eight major offenses used to measure the extent, fluctuation and distribution of crime in a given geographical area. Crime classifications used in the Index are: Murder, Forcible Rape, Robbery, Felonious Assault, Breaking and Entering, Larceny—Theft, Motor Vehicle Theft and Arson. Each of these offenses is referred to as an Index Offense.

CRIME RATE—The number of Index Offenses reported for each unit of population, generally per 100,000. Crime Rates are computed for communities with varying populations by dividing the Index Crimes by the population and multiplying the answer by 100,000. (Example: 500 Index Offenses \div 10,000 population \times 100,000 = 5,000 Crime Rate).

EXCEPTIONAL CLEARANCE—A crime solution or clearance recorded when some element beyond law enforcement control precludes the placing of formal charges against an offender.

JUVENILE—For West Virginia Uniform Crime Reporting purposes, a person under the age of 18.

PART I OFFENSES—The first of two main categories of crime classes composing a Universal Crime Classification System established for Crime Reporting purposes. Part I Offenses are by their very nature more serious and/or occur most frequently. The monthly tabulation of Part I Offenses provide a count of "Offenses Known".

PART II OFFENSES—The second of two main categories of crime classes composing a Universal Crime Classification System established for Crime Reporting purposes. Part II Offenses are generally less serious in nature and/or occur less frequently. Monthly tabulations of Part II offenses are limited to arrest information only.

PROPERTY CRIME—Consists of the Index Offenses of Breaking and Entering, Larceny—Theft, Motor Vehicle Theft and Arson.

VIOLENT CRIME—Consists of the Index Offenses of Murder, Forcible Rape, Robbery, and Felonious Assault.

END