

**ALABAMA
STATISTICAL
ANALYSIS CENTER**



**CRIME IN ALABAMA
1969-1977:
A PRECIS**

U.S. Department of Justice
National Institute of Justice

This document has been reproduced exactly as received from the person or organization originating it. Points of view or opinions stated in this document are those of the authors and do not necessarily represent the official position or policies of the National Institute of Justice.

Permission to reproduce this copyrighted material has been granted by
Alabama Criminal Justice
Information Center

to the National Criminal Justice Reference Service (NCJRS).

Further reproduction outside of the NCJRS system requires permission of the copyright owner.

**STATE OF ALABAMA
CRIMINAL JUSTICE INFORMATION CENTER
R.W. BLAYLOCK
Director**

90085

INTRODUCTION

Crime in Alabama, as in the rest of the United States, is recorded in the FBI's Uniform Crime Reports. County and municipal law enforcement agencies submit monthly crime summaries to the Uniform Crime Reporting Section (UCR) of the FBI which generates automated reports for Alabama¹.

Of the 354² identified law enforcement agencies in Alabama in 1975, 33% of the agencies, representing 75% of the state's population, submitted UCR data. (For the first quarter of 1976, reporting has increased to include 98.2% of the state's population.) The Uniform Crime Reports deal with the FBI's seven index crimes which are grouped into person, or violent crimes,³ and property crimes.⁴

Crime in Alabama, as in other states, has risen dramatically in the past few years and this trend is expected to continue through the remainder of 1976. This report concentrates on 1975's index crimes on a statewide basis and the index crimes in the three high crime areas: Birmingham, Jefferson County, and Mobile/Mobile County. The preceding years' crime rates will be considered along with some projected figures for the future.

¹ As of January 1, 1976, the State of Alabama's Criminal Justice Information Center took over operation of UCR in accordance with state law.

² The number of law enforcement agencies in Alabama varies due to the fact that very small police departments phase in and out of existence.

³ Person crimes include: homicide, rape, robbery and assault.

⁴ Property crimes include: burglary, larceny and auto theft.

Crime Index (Alabama)

Total crime in Alabama rose from 72,889 reported cases in 1969 to 125,488 in 1975, producing an increase of 72%. According to 1976 projections, it is estimated that total crime will increase by 110% over 1969.

In absolute numbers, property crime is the chief problem for law enforcement agencies in this state. In 1975, property crimes accounted for 89% of the reported crimes as compared with 1969's 88%. The actual number of reported property crimes for 1975 was 111,296; the 1969 total for reported property crimes was 64,045, an increase of 74%. Property crime is projected to reach 135,504 for 1976, a 112% increase over 1969.

In 1975, one out of every nine reported crimes was a crime of violence or 11% of the law enforcement officer's caseload. According to the reported crimes shown on Fig. I-1, violent (person) crimes increased in 1975 to 14,192, an increase of 60% over 1969's total of 8,844. Violent crime is expected to increase to 17,504 for 1976, representing a 98% increase over 1969.

Individual Index Crimes (Alabama)

All of the individual index crimes⁵ showed a marked increase from 1969 through 1975; projections for 1976 indicate a rise of 110% in the index crimes over 1969.

Homicide in Alabama rose from 486 reported homicides in 1969 to 575 in 1975, an increase of 18%. A projected increase of 27% is expected for 1976 over the 1969 figure. The projected number of reported incidents for 1976 is 615.

⁵ Homicide dropped from 485 in 1969 to 404 in 1970, a decrease of 81. (See Fig. I-2)

Rape, climbing 49% from 1969 to 1975, increased more rapidly than any other violent crime except for robbery. Actual incidents of rape rose from 494 in 1969 to 736 in 1975. Projections for 1976 indicate a 35% increase over 1969, with 665 estimated incidents of rape.

Robbery is the most rapidly rising violent crime in Alabama. It rose consistently from 1969 (1,446 cases) to 1975 (4,443 cases) or an increase for the period of 2,997 cases or 207%. Through 1976, the relative increase over 1969 is expected to be 314%, representing 5,984 projected cases.

Assault, the most common violent crime, represented 59% of the violent crimes reported in 1975. The number of assaults reported in 1975, (8,348) is a relative increase of 31% over 1969's total of 6,418. Projected figures for 1976 indicate 9,934 assaults for an estimated increase of 55%.

Burglary increased in 1975 to a level 82% higher than the 1969 level. The 1969 number of reported incidents, 23,160, increased to 42,059 cases in 1975. Burglary is expected to increase to 51,626 cases in 1976, for a total relative increase of 123% over 1969.

The 59,471 larceny incidents reported in 1975 represent an increase of 71% over the 1969 figure of 34,833. The 1976 projected larceny figure is 72,188 for a projected increase of 107% over 1969.

Auto theft showed the least relative increase from 1969 to 1975. In 1969, reported auto thefts numbered 6,052; in 1975, auto thefts reached 9,766, representing an increase of 61%. In 1976, the projected increase over 1969 is expected to be 92%, or 11,601 cases.

ALABAMA
TOTAL CRIME, VIOLENT CRIME, & PROPERTY CRIME INDEX
1969 - 1977

AREA	1969	1970	1971	1972	1973	1974	1975	1976*	1977*
Total Crime Index	72,889	82,960	84,495	81,662	110,241	107,303	125,488	153,056	167,568
Violent Crime Index	8,844	10,185	10,826	10,991	12,381	13,326	14,192	17,504	18,996
Property Crime Index	64,045	72,775	73,669	70,671	97,860	93,977	111,296	135,504	148,512

*Projected

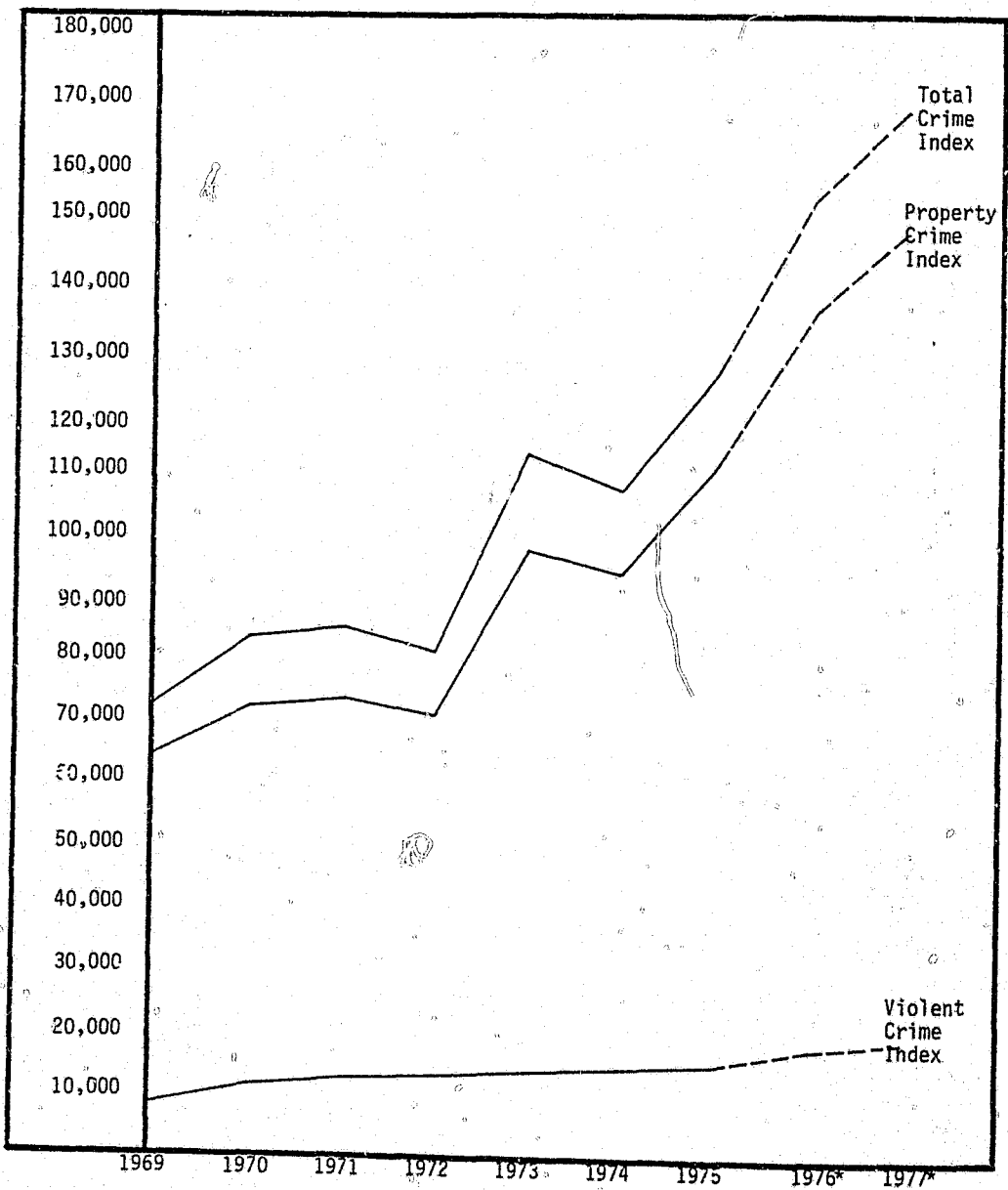


FIG. I - 1

CRIME IN THE STATE, 1969 - 1977

CRIME	1969	1970	1971	1972	1973	1974	1975	1976*	1977*
Homicide	486	405	517	495	464	534	575	615	644
Rape	494	636	659	660	749	807	736	665	664
Robbery	1,446	1,730	2,006	2,404	2,809	3,555	4,443	5,984	6,323
Assault	6,418	7,414	7,644	7,432	8,359	8,430	8,438	9,934	10,484
Burglary	23,160	26,279	27,072	27,240	31,212	37,845	42,059	51,626	56,858
Larceny	34,833	38,806	38,899	36,588	58,602	46,811	59,471	72,188	79,020
Auto Theft	6,052	7,690	7,698	6,843	8,046	9,321	9,766	11,601	12,522

*Projected

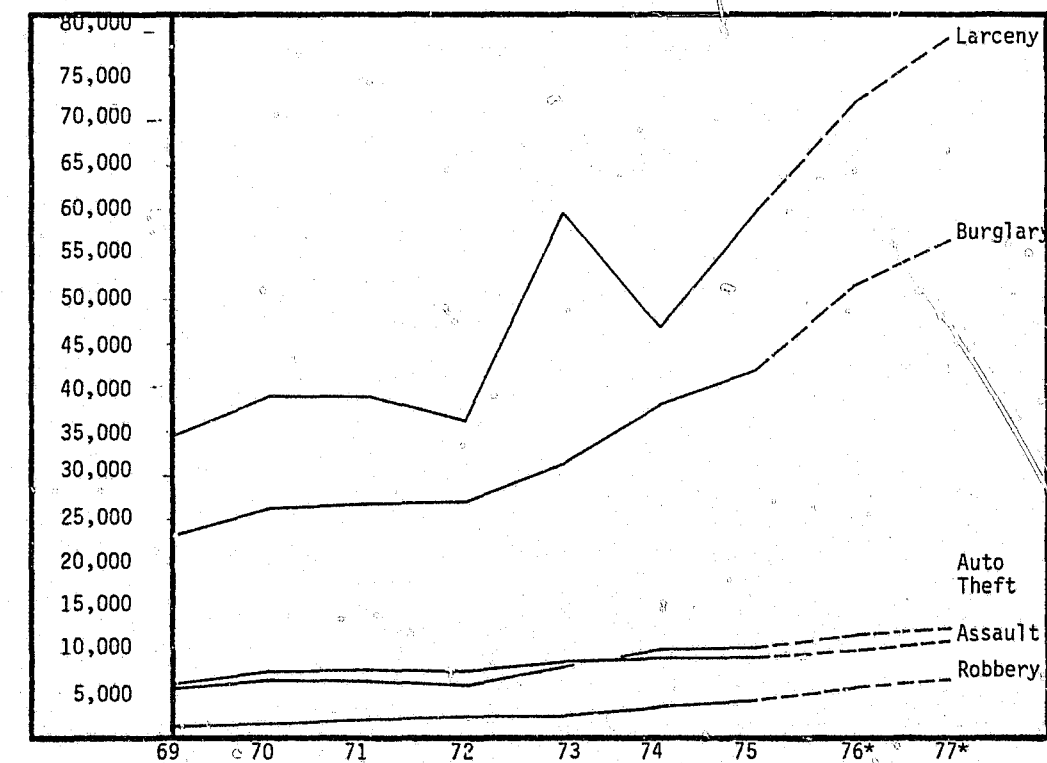
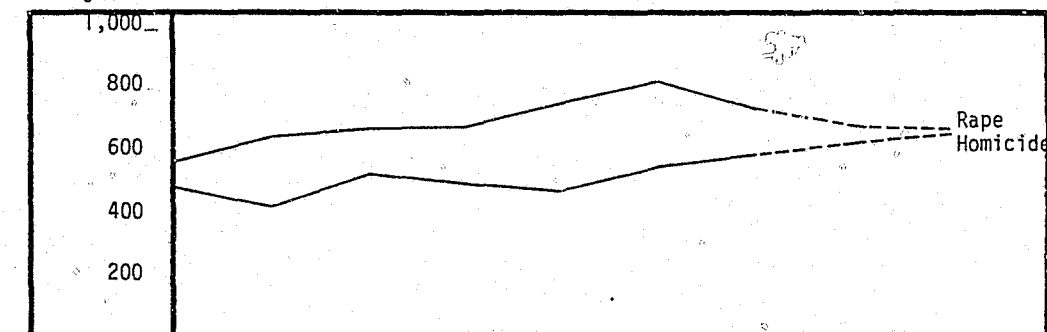


FIG. II - 2

Alabama and Contiguous States

In comparison with the neighboring states⁶, Alabama has consistently remained lowest in percentage of increase for reported index crime and next to lowest* in absolute number of reported index crimes. Property crime in Alabama, as well as in the rest of the southeast, is the crime problem. In Alabama, property crimes are increasing at a higher rate than violent crimes, 74% to 60%, respectively. In 1969, property crimes made up 88% of the total crimes reported, while in 1975 they comprised 89% (See Fig. III-1 through III-3).

Although property crime/violent crime ratios are extreme, the problem may be greater than is apparent. Violent crimes have much higher rates of clearance and arrest - ranging from 45% to 100% - while property crimes are cleared at a much lower rate. For example, one region in Alabama cleared only 6% of their reported larcenies in 1975.

Alabama's index crimes have increased 108% from 1969 to 1975 - still the lowest rate of increase among the contiguous states. Other comparisons of Alabama and the contiguous states show that Alabama is next to lowest in the southeast in total reported crime, property crime, violent crime, and all crimes on a per capita basis. (See Fig. III-4).*

⁶ Florida, Georgia, Mississippi, and Tennessee.

* Mississippi is consistently lowest in absolute number of reported index crimes.

TOTAL CRIME INDEX
1969 - 1977
ALABAMA AND CONTIGUOUS STATES (1974 & 1975 INCLUDES LARCENY UNDER \$50.00)

	1969	1970	1971	1972	1973	1974	1975	1976*	1977*
Alabama	55647	64249	65843	64662	88910	107314	125497	161440	181366
Florida	201160	244399	284401	284566	457631	597636	645263	940531	1078691
Georgia	82750	101279	111081	116533	164175	191004	227874	309023	401395
Mississippi	17476	19141	24828	29874	43939	52271	56556	85477	98125
Tennessee	66371	74101	82207	84713	126259	151085	178850	242987	276456

* Projected
69 70 71 72 73 74 75 76* 77*

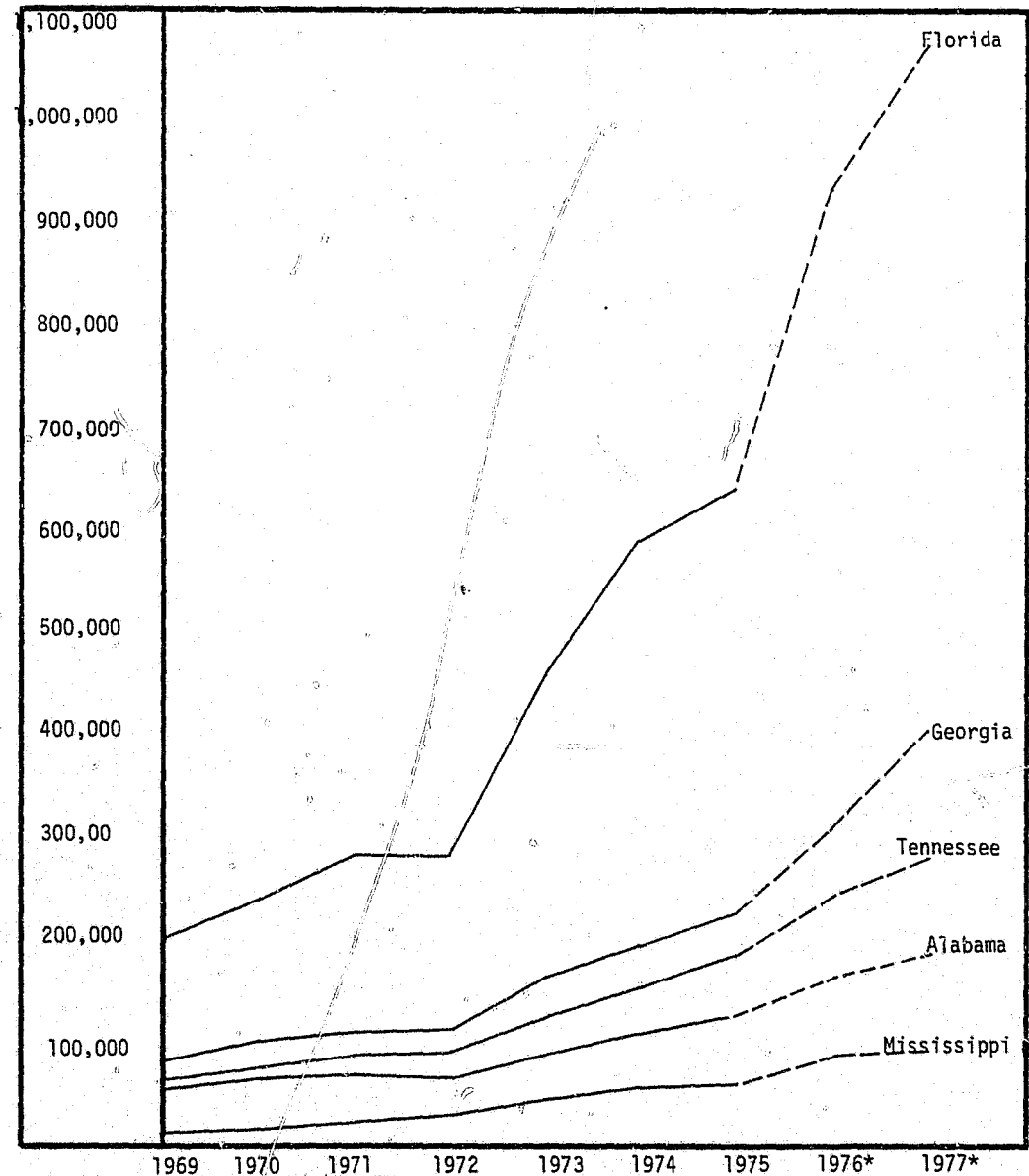


FIG. III - 1

VIOLENT CRIME INDEX
1969 - 1977
ALABAMA AND CONTIGUOUS STATES

	1969	1970	1971	1972	1973	1974	1975	1976*	1977*
Alabama	8842	10185	10835	10994	12390	13338	14201	17520	19014
Florida	29411	33824	38575	40252	46419	54821	57540	76451	84819
Georgia	11235	13976	15898	17823	19738	21587	22608	30847	34170
Mississippi	3354	3974	6151	7076	7734	7782	7411	11557	12893
Tennessee	9235	10787	12520	12858	14771	15969	16627	21947	24120

Projected 69 70 71 72 73 74 75 76 77*

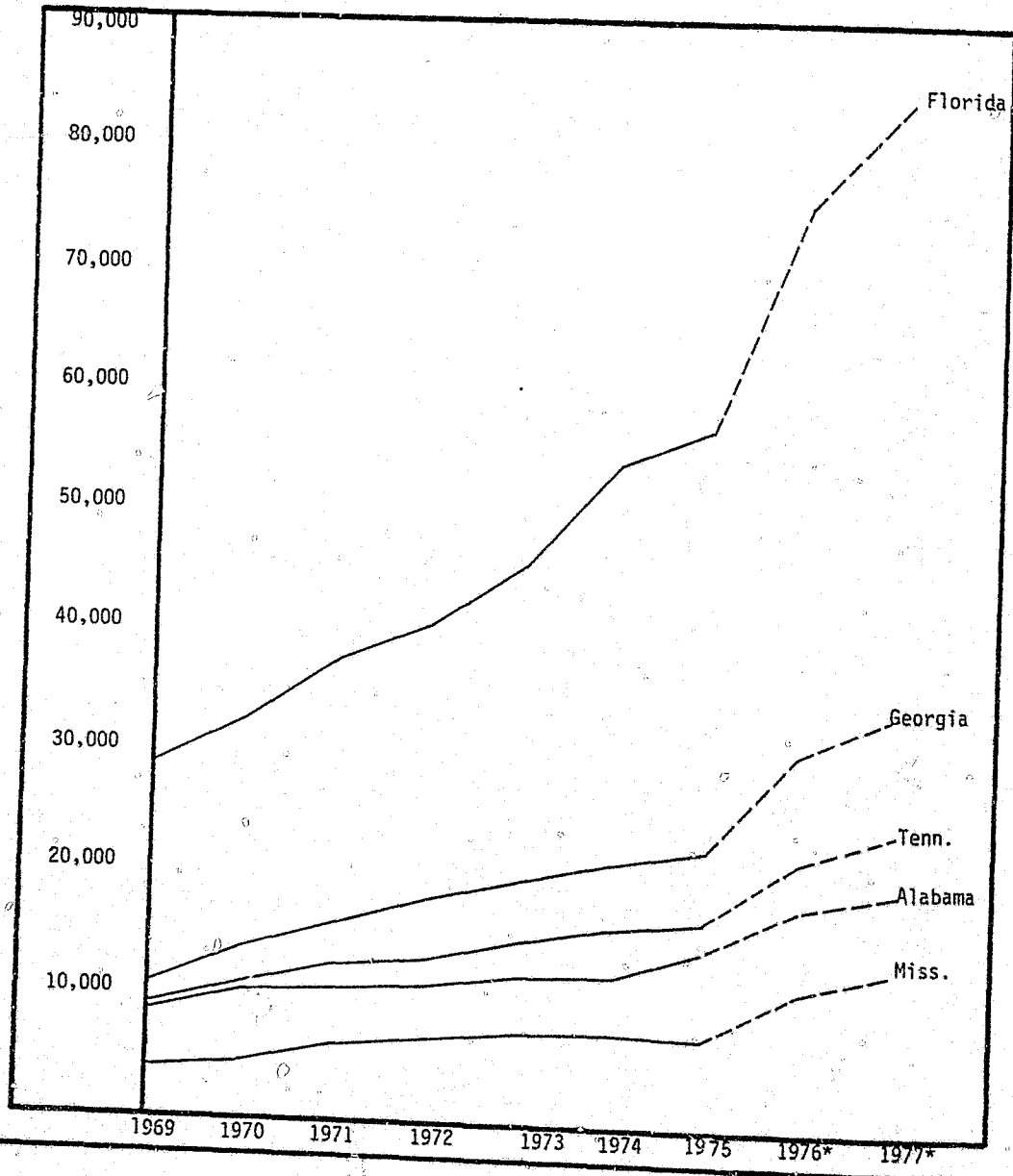


FIG. III - 2

PROPERTY CRIME INDEX
1969 - 1977
ALABAMA AND CONTIGUOUS STATES (1974 & 1975 INCLUDES LARCENY UNDER \$50.00)

	1969	1970	1971	1972	1973	1974	1975	1976*	1977*
Alabama	46805	54064	55008	53668	76520	93976	11296	143920	162352
Florida	171749	210575	245826	244314	411212	542815	587723	864080	993872
Georgia	71515	87303	95183	98710	144437	169417	205266	278176	316576
Mississippi	14122	15167	18677	22798	36205	44489	49145	73920	85232
Tennessee	57136	63314	69687	71855	111488	135116	62223	221040	252336

Projected 69 70 71 72 73 74 75 76 77*

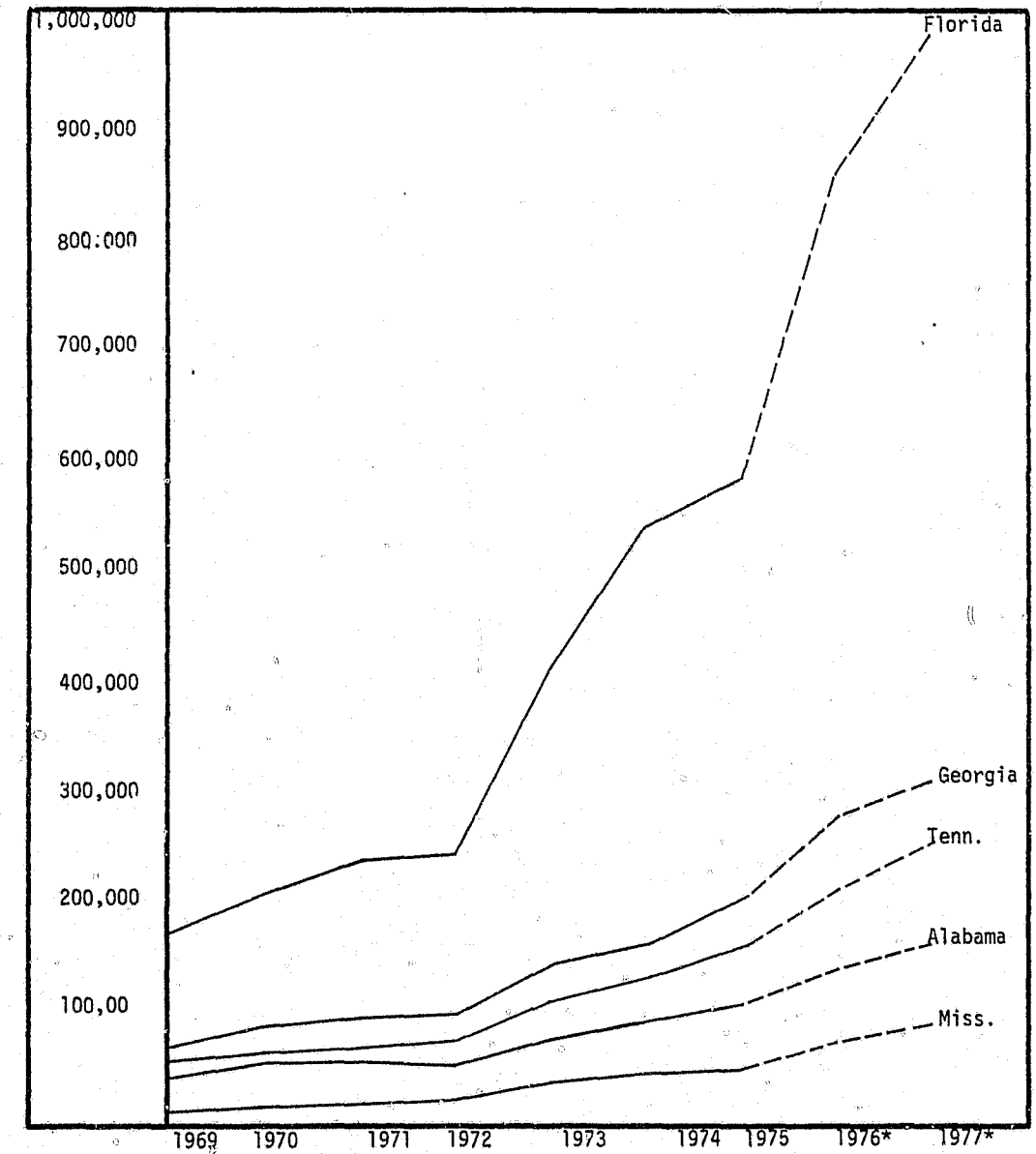


FIG. III - 3

TOTAL CRIME RATE 1969 - 1977
PER 100,000 RESIDENTS
ALABAMA, CONTIGUOUS STATES, AND THE UNITED STATES

	1969	1970	1971	1972	1973	1974	1975	1976*	1977*
Alabama	1576.0	1865.4	1892.6	1842.2	2512.3	3000.1	3472.5	4377.1	4866.0
Florida	3165.9	3599.7	4039.2	3920.2	5960.3	7387.3	7721.2	9718.9	10518.9
Georgia	1783.0	2206.7	2381.7	2468.9	3430.3	3912.4	4625.9	6014.1	7666.1
Mississippi	740.5	863.4	1115.4	1320.1	1926.3	2249.2	2410.7	3650.7	4167.2
Tennessee	1665.5	1888.3	2060.3	2101.5	3060.1	3659.1	4270.5	5589.5	6253.7
U. S.	2471.1	2740.5	2906.7	2829.5	4116.4	4821.4	5281.7	6871.0	7626.0

*Projected

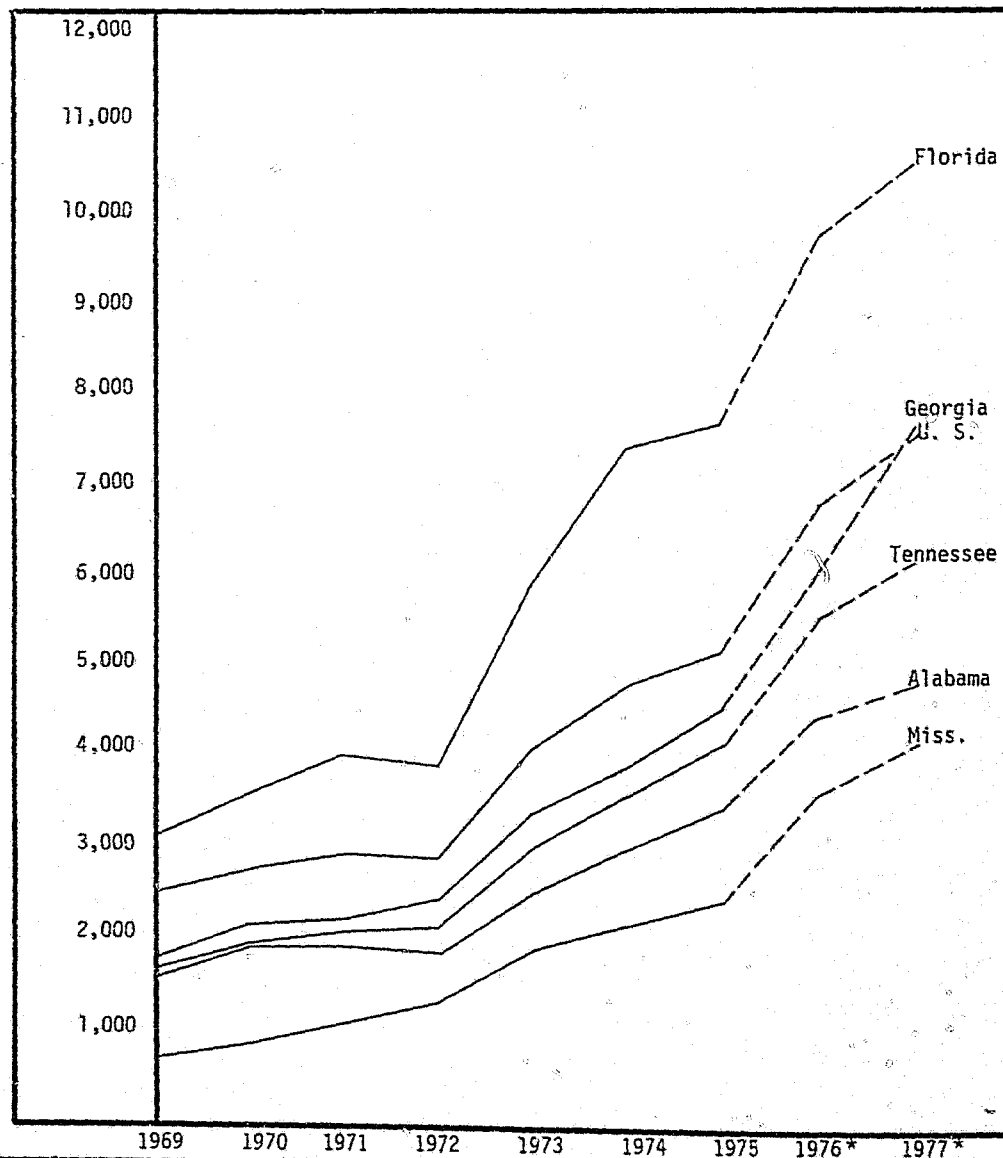


FIG. III - 4

High Crime Areas

There are three high crime areas⁷ located within the state: Birmingham, Jefferson County and Mobile/Mobile County. Jefferson County (excluding Birmingham) and Mobile/Mobile County each have distinct municipalities each with its own police force; these various municipalities represent different levels of efficiency, different levels of reporting, and different methods of dealing with crime. In 1969, these three high crime areas represented 30% of the state's total population, or 1,063,039 persons. In this same period, they accounted for 45.7% of Alabama's total crime.

Both the city of Birmingham and Mobile/Mobile County, which were projected to decrease in population from 1969 to 1975 by 18% and 13% respectively, had an increase in crime in this same time frame. Birmingham's increase amounted to 62%, while Mobile/Mobile County's reported crimes increased by 63%. Jefferson County,⁸ the only high crime area with an increase in population (7%), increased in reported crime by 136% over 1969. Projections for 1976 show a total increase in Birmingham to 32,122 reported crimes; an increase of 105%. Projections indicate that Mobile County will reach 22,000 index crimes, representing an 84% increase over 1969. In Jefferson County, it is estimated that 17,668 crimes will be reported in 1976, representing a 210% increase over the 1969 figure.

⁷ High crime areas are defined as geopolitical units containing 250,000 or more population.

⁸ The city of Birmingham is excluded from Jefferson County's totals.

Total Crime Index (High Crime Areas)

Property - In the period 1969 to 1975, Birmingham's property crime rate rose from 13,659 reported incidents to 22,095, representing an increase of 62%. Mobile/Mobile County and Jefferson County's property crimes also rose during this time. Mobile/Mobile County went from 10,898 in 1969 to 17,348 in 1975, which is a relative increase of 59%. Jefferson County's property crime rose from 5,035 in 1969 to 12,167 in 1975, an increase of 142%. Projections for 1976 indicate an increase of 102% for Birmingham's property crime index. Mobile/Mobile County's projected increase is 75% over 1969. Jefferson County is projected to have the highest increase of property crime over 1969, 221%.

Violent - In Alabama, Birmingham is the only area where the relative rate of increase in violent crime (66%) surpasses the increase in property crime (62%) or total index crime (62%). Birmingham reported 1,984 violent crimes in 1969 and 3,284 in 1975, representing a 66% increase. In this same time period, Mobile/Mobile County's violent crime rose from 1,081 in 1969 to 2,210 in 1975, a relative increase of 104%. In Jefferson County the violent crime index increased by 87% from 672 reported crimes in 1969 to 1,259 in 1975. In 1976, Birmingham is projected to have an increase of 186% reported incidents, while Mobile/Mobile County's increase is projected to reach 118% over the 1969 figure. Jefferson County is projected to have a relative increase of 172% over 1969.

Individual Index Crimes (High Crime Areas)

Homicide - Although Birmingham had the highest rate of increase in violent crimes in the state, reported homicides decreased from 92 reported cases in 1969, to 89 in 1975, representing a -3% change over 1969. In Mobile/Mobile County, homicides increased from 48 reported incidents in 1969 to 52 in 1975, an 8% increase over 1969. In this same period, Jefferson County rose from 27 homicides in 1969 to 40 in 1975, representing a 48% increase over 1969. In 1976, homicides are projected to decrease by 16% from the 1969 figure for the city of Birmingham. Homicides in Mobile/Mobile County are projected to reach 63 incidents, or an increase of 31% over 1969. Jefferson County homicides for 1976 are projected to reach 57 incidents, representing an increase of 111% over 1969.

Rape - Rape in Birmingham rose from 92 reported cases in 1969 to 177 in 1975, representing an increase of 92%. For this same period, Mobile/Mobile County's rape cases increased from 67 to 108, an increase of 61%. Jefferson County reported an increase in rape from 44 cases in 1969 to 85 in 1975, which is a 93% increase. Birmingham's rape incidence is projected to climb to 277 for 1976, representing an increase of 218%. Rape for the Mobile/Mobile County area is projected to reach 128 in 1976, an increase of 91%. Jefferson County's reported rapes are estimated to reach 115 in 1976, an increase of 161% over 1969.

Robbery - Birmingham's robbery index rose from 305 reported cases in 1969 to 1,475 in 1975, an increase of 384% over 1969. Mobile/Mobile County reported 331 robberies in 1969 and 839 in 1975, an increase of 153%.

Robbery in Jefferson County rose 236% over 1969, from 150 reported cases to 504 in 1975. Projections through 1976 show a substantial increase in robberies reported for the high crime areas: Birmingham is projected to increase by 620%, Mobile/Mobile County by 187%, and 367% for the Jefferson County area.

Assaults - In the city of Birmingham, assaults rose from 1,500 in 1969 to 1,543 in 1975, an increase over 1969 of 3%. (The 1975 figure, 1,543, is 557 assaults less than 1974's reported cases, 2,100, producing a -27% change from 1974 to 1975.) Mobile/Mobile County's assault cases experienced an increase of 91% from 635 cases in 1969 to 1,211 cases in 1975. Jefferson County's assault rate showed an increase from 451 reported cases in 1969 to 630 cases for 1975, a 40% increase over 1969. Birmingham's assault rate is estimated to reach 2,011 in 1976, an increase of 34% over 1969. In Mobile/Mobile County, 1,836 assaults are estimated, an increase of 189% over 1969, while Jefferson County area assaults are projected to reach 648 cases, or a 44% increase over 1969.

Burglary in Birmingham increased by 84% between 1969 and 1975; the actual number of reported cases being 3,724 in 1969 and 6,855 in 1975. Reported burglaries for the Mobile/Mobile County area rose from 5,603 cases in 1969 to 7,012 in 1975, increasing 25%. Jefferson County showed the highest rate of increase in reported burglaries from 1969 to 1975. A total of 1,981 burglaries were reported in 1969, climbing to 4,641 in 1975, a relative increase of 134%. Projections through 1976 indicate an increase in burglary for all three high crime areas. Burglary projections for Birmingham for 1976 reach 9,414 cases, a 153% increase over 1969.

Mobile/Mobile County's burglaries are estimated to reach 6,937 incidents in 1976, which is a 24% increase over the 1969 figure. Burglaries for the Jefferson County area are projected to reach 6,426 incidents in 1976, an estimated increase of 224% over 1969.

Larceny - Birmingham's reported larceny went from 8,030 in 1969 to 11,883 in 1975, representing a relative increase of 48%. Mobile/Mobile County also had an increase in reported larcenies from 1969 through 1975, 4,184 and 9,251, respectively, indicating an overall increase of 121%. The Jefferson County high crime area had an increase in larcenies of 2,611 in 1969 to 6,072 in 1975, which was a relative increase of 133%. Incidents for the city of Birmingham are projected to increase by 74% over 1969; actual numbers are estimated to climb as high as 13,936. For 1976, larceny is projected to reach 10,303 in Mobile/Mobile County, increasing 146% over 1969, while an increase of 195% is expected for the Jefferson County area, with estimated figures reaching 7,702.

Auto theft in Birmingham rose 76% between 1969 and 1975, with actual figures indicating that 3,356 cars were stolen in 1975 compared to 1,905 stolen in 1969. Mobile/Mobile County has had a 2% decrease in auto thefts for 1975, reported cases falling from 1,111 in 1969 to 1,085 in 1975. The auto thefts reported in Jefferson County from 1969 to 1975 show 443 reported cases and 1,454 cases, respectively, representing an increase of 228%. Projections for the Birmingham area show 1976 reported auto thefts to be 4,194 cases, an increase of 120% over 1969. A decline in auto theft is projected for Mobile/Mobile County in 1976, mirroring

of the 2% drop in 1975; projections for 1976 total 704 incidents, decreasing 37% from 1969. Auto theft is projected to reach 2,024 cases in the Jefferson County area in 1976, representing an increase of 357% over 1969.

Conclusion

Generally, the State of Alabama is experiencing a steady increase in crime. From the base year of 1969 through 1975, the total crime index for the state increased 72%, with a projected increase of 110% through 1976.

Property crime in Alabama, making up 89% of the total crime index, increased 74% between 1969 and 1975, and is estimated to climb to 112% in 1976.

Violent crime in Alabama increased 60% from 1969 to 1975. Projected figures for 1976 indicate an increase of 98% over 1969.

With the exception of rape, the total number of individual index crimes increased for 1975 over 1974. Larceny had the highest rate of increase of 27% over 1974 while assault had the lowest with eight additional incidents, representing no percentage change over 1974. Rape alone had a negative change, decreasing 9% from 1974 through 1975.

In 1975, the three high crime areas in Alabama - Birmingham, Jefferson County, and Mobile/Mobile County - made up 27% of the state's population while at the same time reported 47% of the state's total crime.

Total crime has risen in the three high crime areas from 1969 through 1975. Jefferson county showed the highest rate of increase with 136% over 1969, and an estimated 210% for 1976. Birmingham and Mobile/Mobile County increased by 62% and 63%, respectively with increases projected to 105% and 84% for 1976.

Property crime in Jefferson County increased 142% between 1969 and 1975, and should reach 221% by 1976. Birmingham's property crime climbed to 62% over 1969, with a projected increase of 102% by 1976. The Mobile/Mobile County area increased 59% over 1969; estimates for 1976 reach 75%.

Violent crimes in the high crime areas show an increase from 1969 through 1975. Jefferson County increased by 87%; Birmingham, 66%; and the Mobile/Mobile County area rose 104%. In 1976, violent crime is projected to escalate to 172% for Jefferson County, 130% for Birmingham, and 175% for the Mobile/Mobile County area.

In the high crime areas, the individual index crimes rose over 1974's totals with few exceptions. In Jefferson County, both larceny and assault increased 35% over 1974, while homicide and rape decreased, 15% and 6%, respectively, over 1974.

The Birmingham high crime area increased 17% in homicide over 1974, but decreased 6% in rape. Burglary and assault, along with rape, also decreased from 1974 to 1975 at -27% and -4% respectively. Larceny had the highest rate of increase, 28% over 1974, while auto theft had the least amount of increase, 3%.

The Mobile/Mobile County area showed a decrease in homicide and assault, -7% and -3%, respectively. The highest rate of increase was for robbery, with 48% over 1974, while the smallest increase was 13% for incidents of rape.

CRIME IN THE HIGH CRIME AREAS
BIRMINGHAM HIGH CRIME AREA
TOTAL CRIME, PERSON CRIME & PROPERTY CRIME

CRIME	1969	1970	1971	1972	1973	1974	1975	1976*	1977*
Total Crime	15,643	17,610	18,474	18,481	24,411	23,301	25,379	32,122	35,034
Person Crime	1,983	1,986	2,115	2,246	2,958	3,557	3,284	4,554	5,045
Property Crime	13,659	15,624	16,359	16,235	21,464	19,744	22,095	27,541	29,955
Population	354,623	300,910	296,300	293,086	292,325	289,132	288,732	245,760	231,664

*Projected

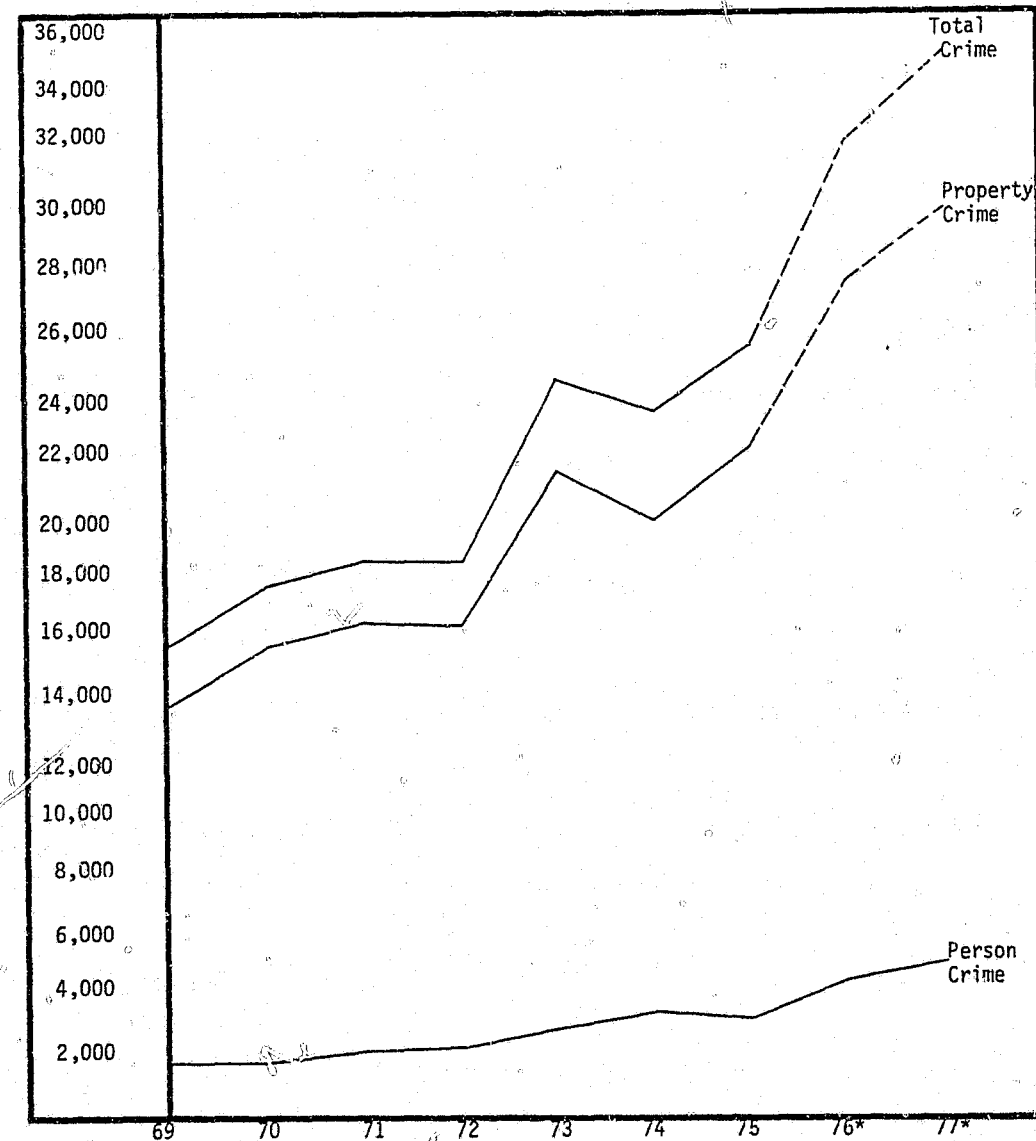


FIG. II - 3

CRIME IN THE HIGH CRIME AREAS
BIRMINGHAM HIGH CRIME AREA BY CRIME

CRIME	1969	1970	1971	1972	1973	1974	1975	1976*	1977*
Homicide	92	63	82	76	63	76	89	77	77
Rape	87	86	98	103	197	188	177	277	313
Robbery	305	328	465	757	906	1,193	1,475	2,196	2,552
Assault	1,500	1,509	2,470	1,310	1,792	2,100	1,543	2,011	2,113
Burglary	3,724	4,365	4,857	5,189	5,825	7,161	6,855	9,414	10,411
Larceny	8,030	8,515	8,608	8,337	12,574	9,314	11,884	13,936	15,007
Auto Theft	1,905	2,744	2,894	2,409	3,065	3,269	3,356	4,194	4,541

*Projected

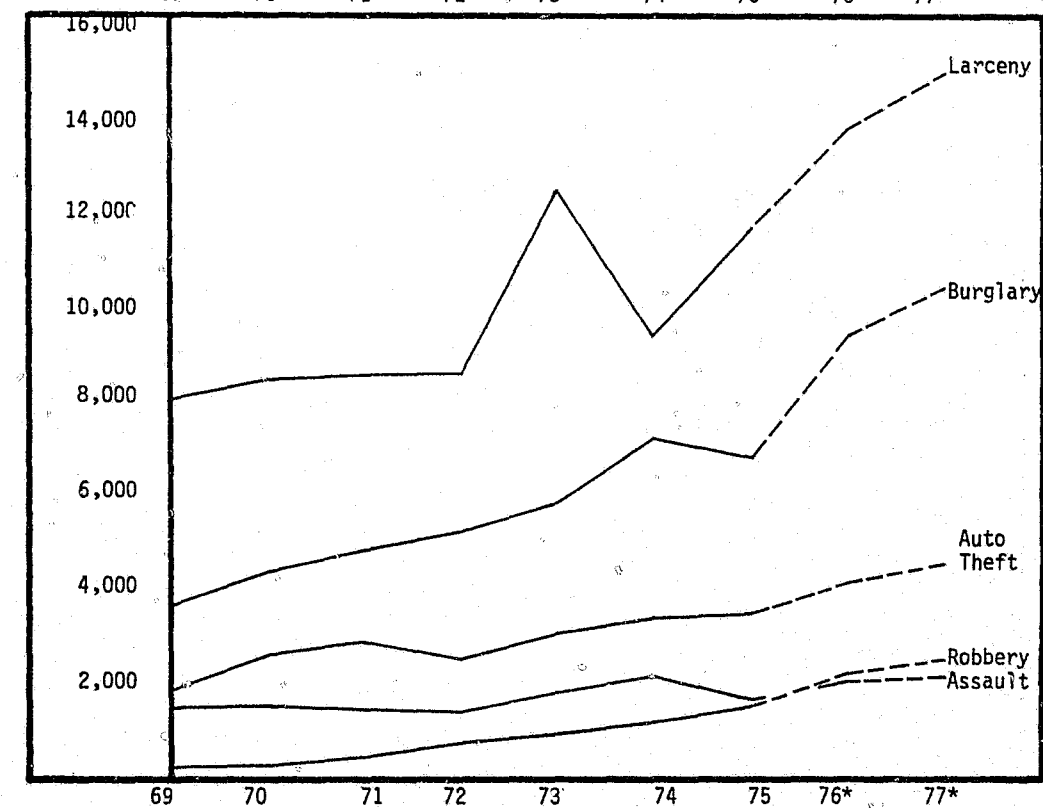



FIG. II - 4

CRIME IN THE HIGH CRIME AREAS
MOBILE COUNTY
TOTAL CRIME, PERSON CRIME & PROPERTY CRIME

	1969	1970	1971	1972	1973	1974	1975	1976*	1977*
TOTAL CRIME	11,979	13,567	13,029	11,605	15,400	16,098	19,558	22,000	23,884
PERSON CRIME	1,081	1,126	1,218	1,229	1,908	1,968	2,210	2,970	3,329
PROPERTY CRIME	10,898	12,441	11,811	10,376	13,492	14,130	17,348	19,021	20,544
POPULATION	380,079	317,308	320,794	323,739	326,522	329,900	333,434	349,450	356,106

*Projected

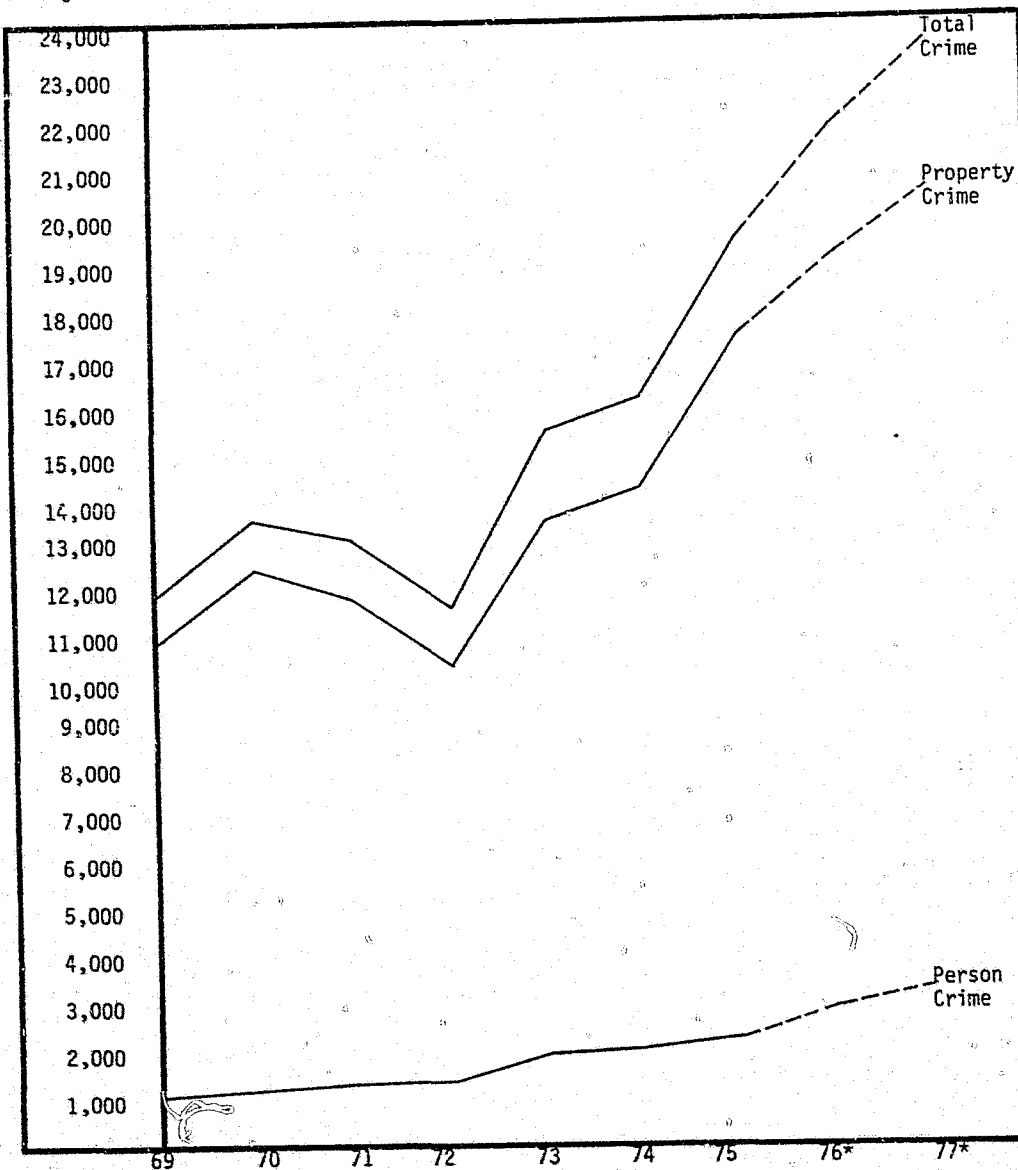


FIG. II - 5

CRIME IN THE HIGH CRIME AREAS
MOBILE COUNTY - BY CRIME

CRIME	1969	1970	1971	1972	1973	1974	1975	1976*	1977*
Homicide	48	38	47	40	57	56	52	63	66
Rape	67	94	98	102	103	96	108	128	137
Robbery	331	394	502	413	434	568	839	949	1,062
Assault	635	600	571	674	1,314	1,248	1,211	1,836	2,071
Burglary	5,603	6,101	6,011	5,187	5,727	6,089	7,012	6,937	7,181
Larceny	4,184	4,955	4,592	4,266	4,412	7,175	9,251	10,303	11,618
Auto Theft	1,111	1,385	1,208	923	878	866	1,085	704	613

*Projected

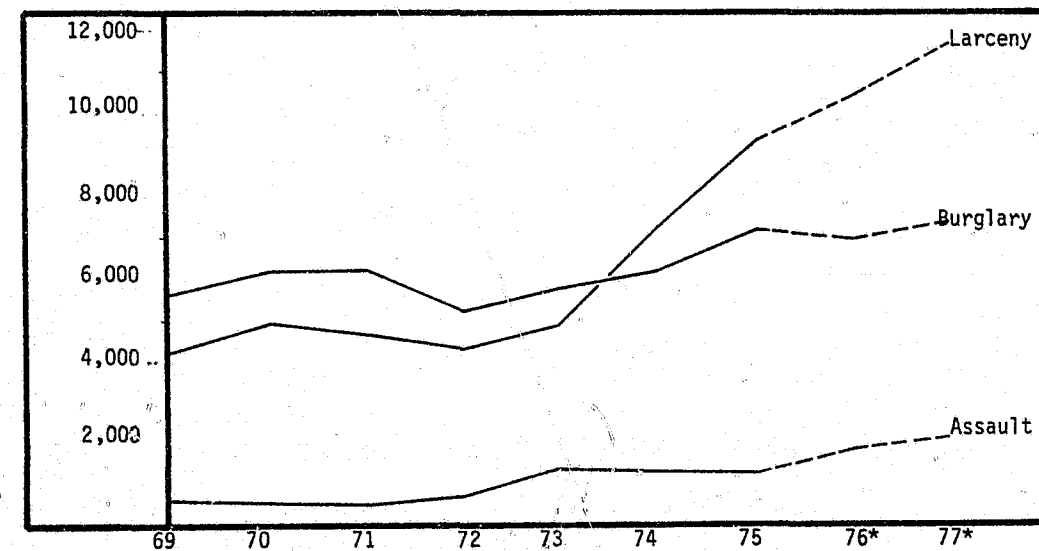



FIG. II - 6

CRIME IN THE HIGH CRIME AREAS
JEFFERSON COUNTY (EXCLUDING BIRMINGHAM)
TOTAL CRIME, PERSON CRIME, AND PROPERTY CRIME

CRIME	1969	1970	1971	1972	1973	1974	1975	1976*	1977*
Total Crime	5,699	6,815	7,265	7,589	10,352	11,274	13,426	17,668	19,859
Person Crime	672	664	696	849	888	1,003	1,259	1,829	2,051
Property Crime	5,035	6,151	6,569	6,740	9,364	10,271	12,167	16,152	18,179
Population	328,337	344,081	355,083	354,689	359,408	359,168	358,672	383,093	391,029

*Projected

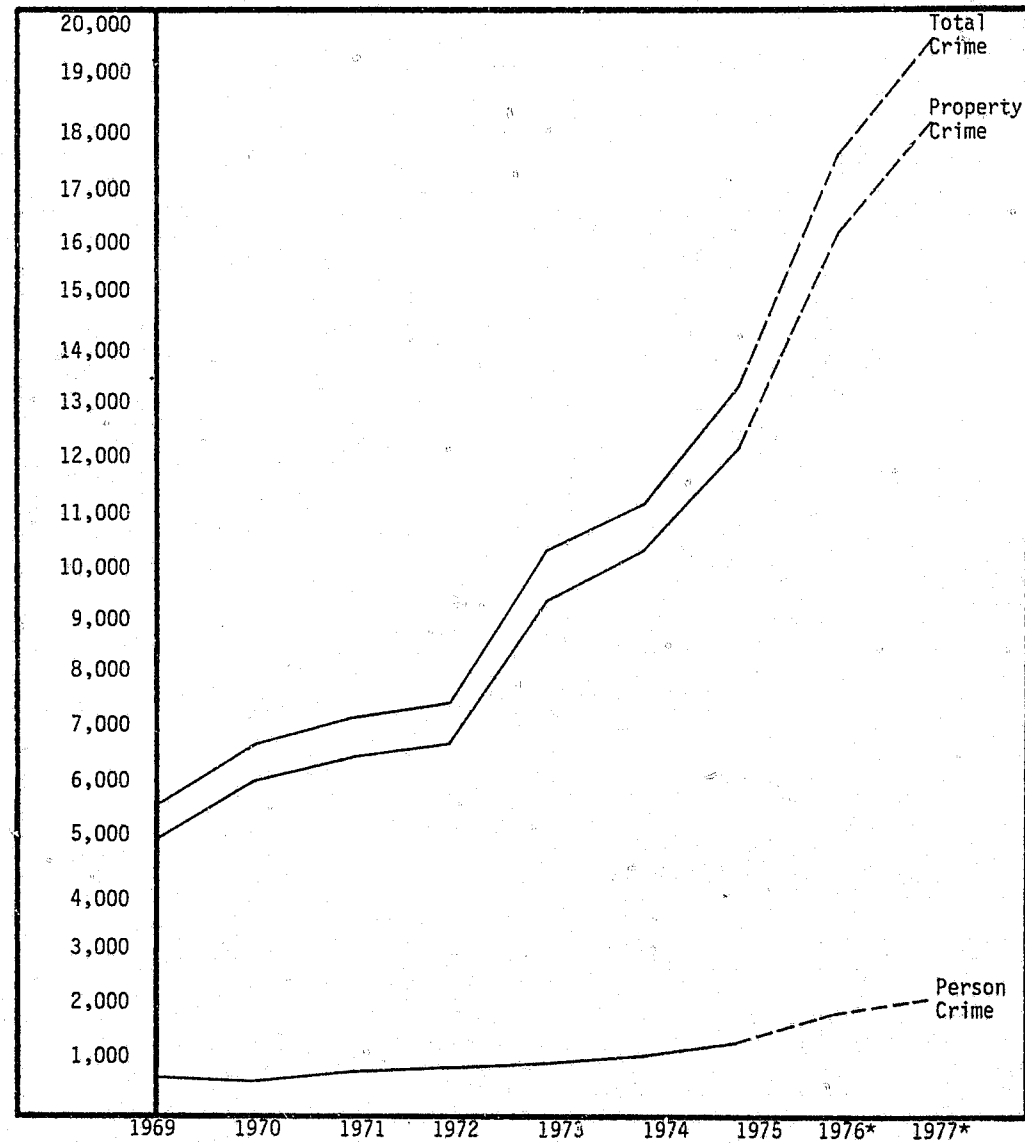


FIG. II - 1

CRIME IN THE HIGH CRIME AREAS
JEFFERSON COUNTY (EXCLUDING BIRMINGHAM) BY CRIME

CRIME	1969	1970	1971	1972	1973	1974	1975	1976*	1977*
Homicide	27	28	19	39	36	47	40	57	63
Rape	44	59	49	53	67	90	85	115	127
Robbery	150	142	168	284	288	399	504	701	807
Assault	451	435	460	473	497	467	630	648	688
Burglary	1,981	2,320	2,308	2,731	3,334	4,449	4,641	6,426	7,255
Larceny	2,611	3,212	3,695	3,352	5,176	4,506	6,072	7,702	8,605
Auto Theft	443	619	566	657	854	1,316	1,454	2,024	2,318

*Projected

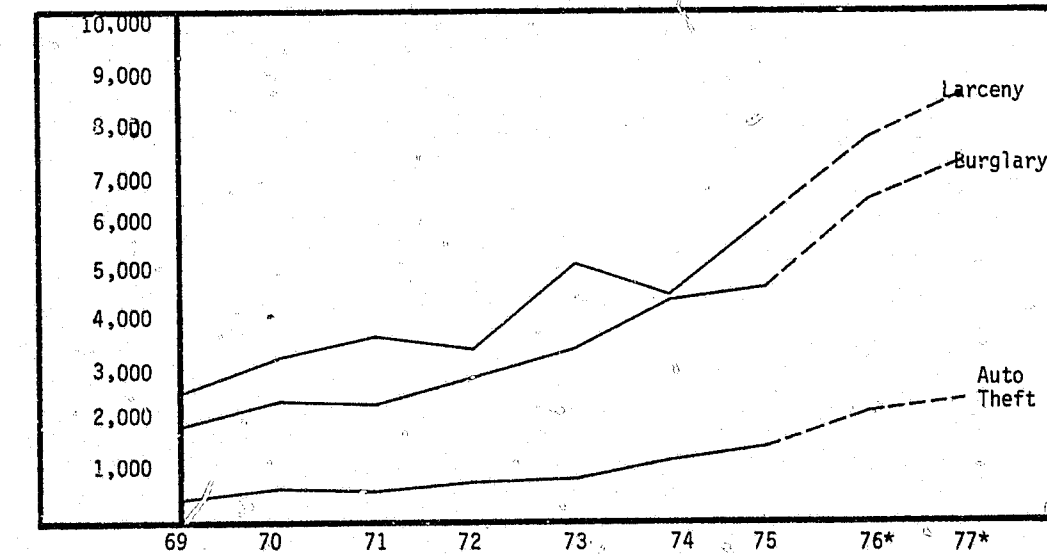
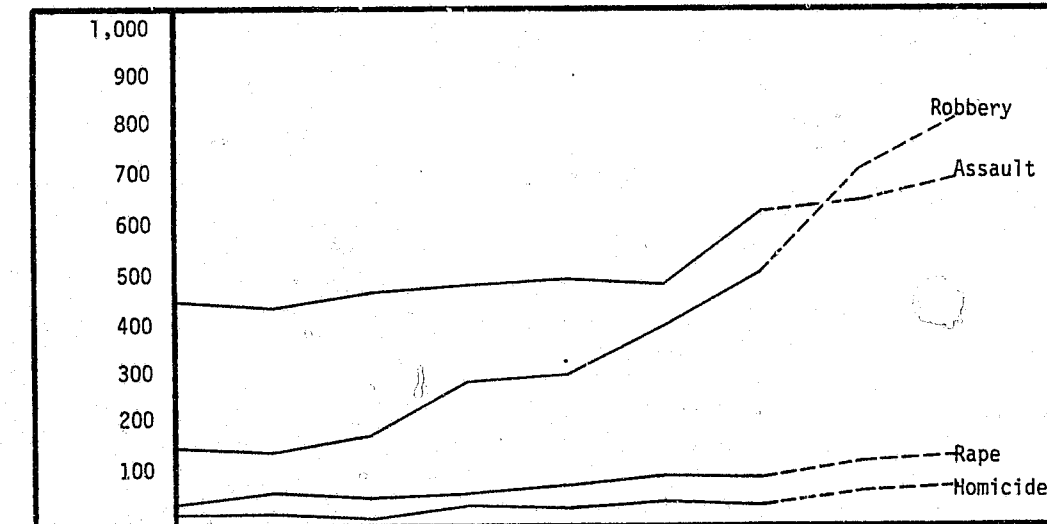
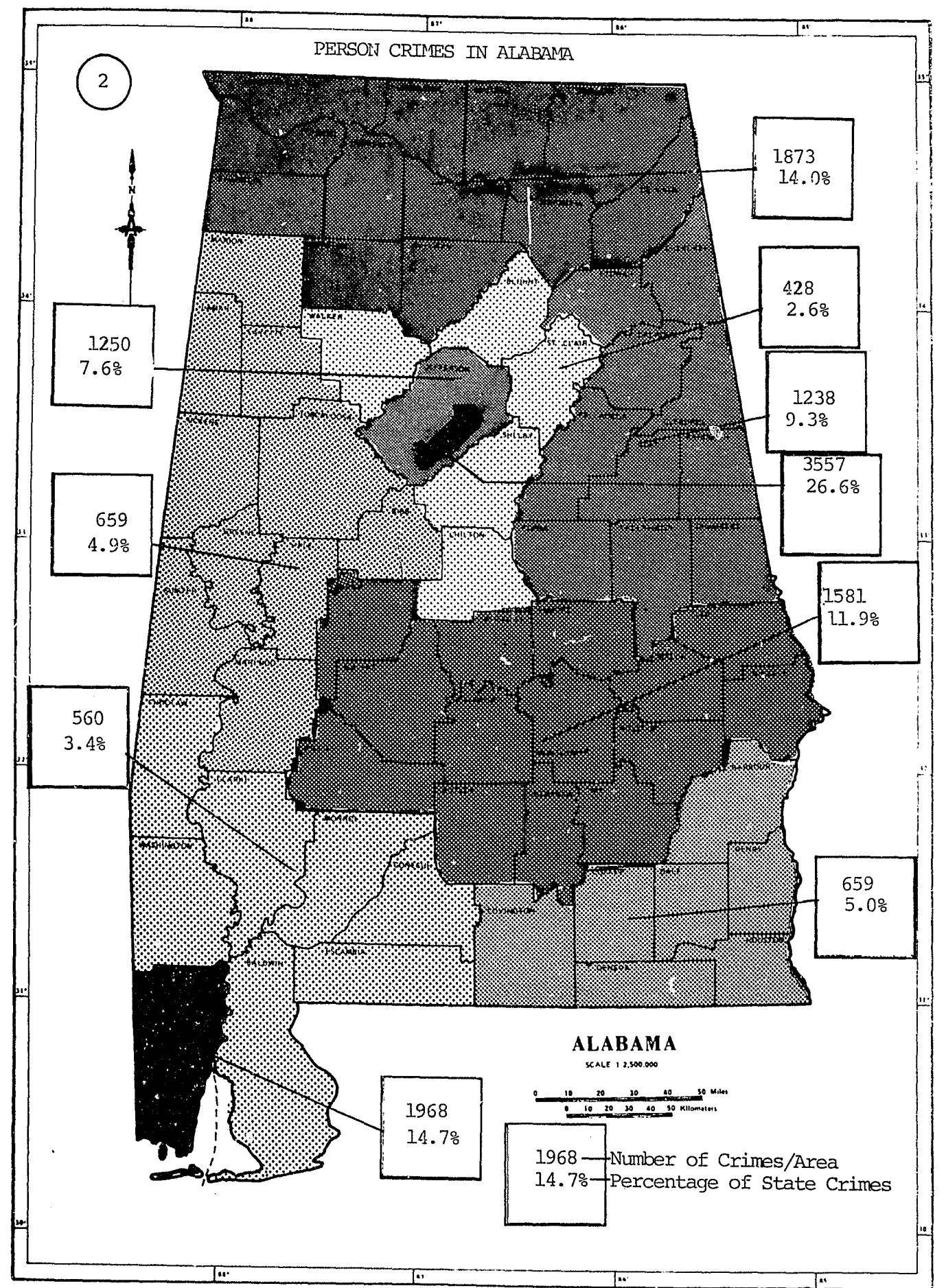
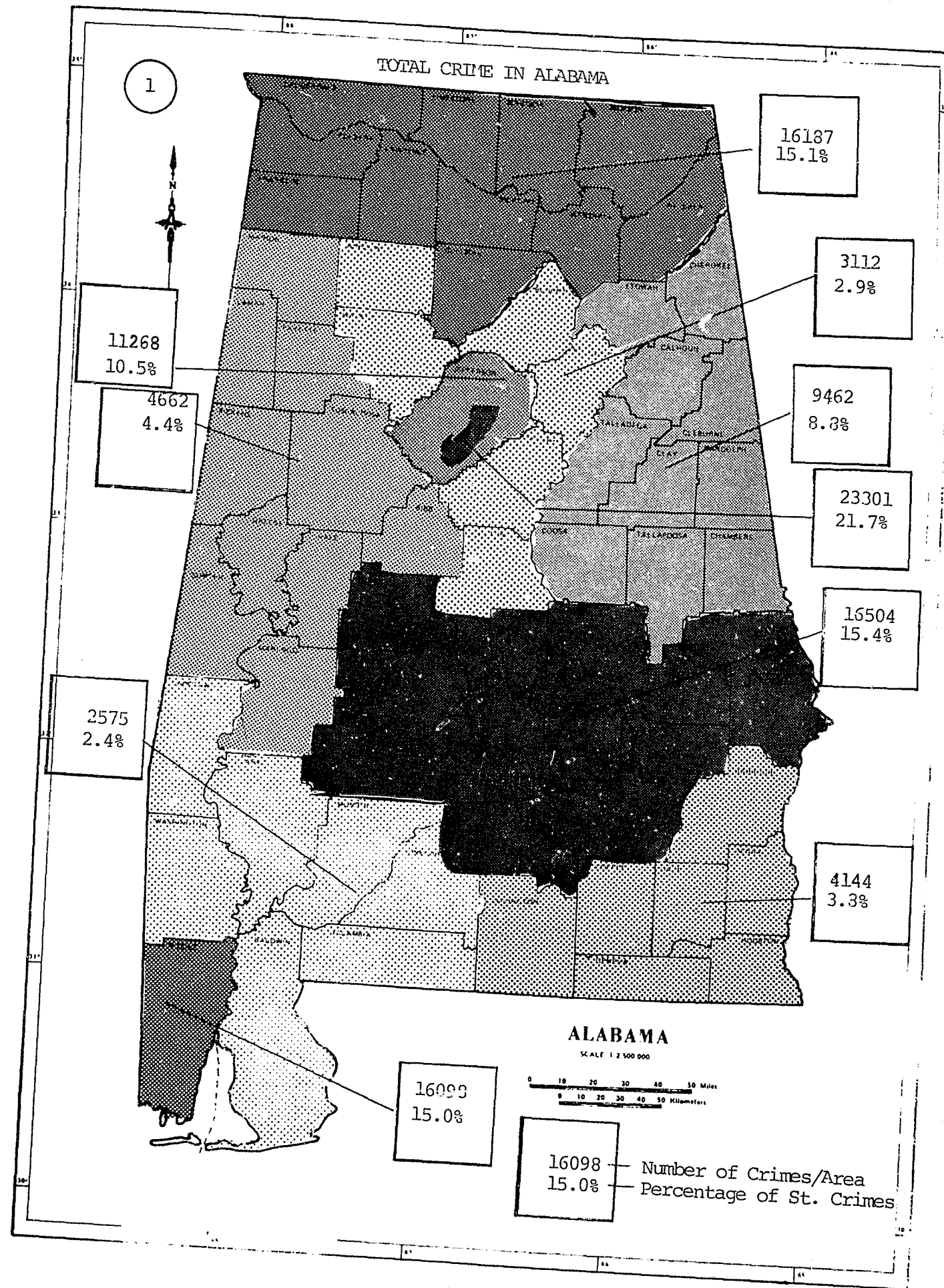
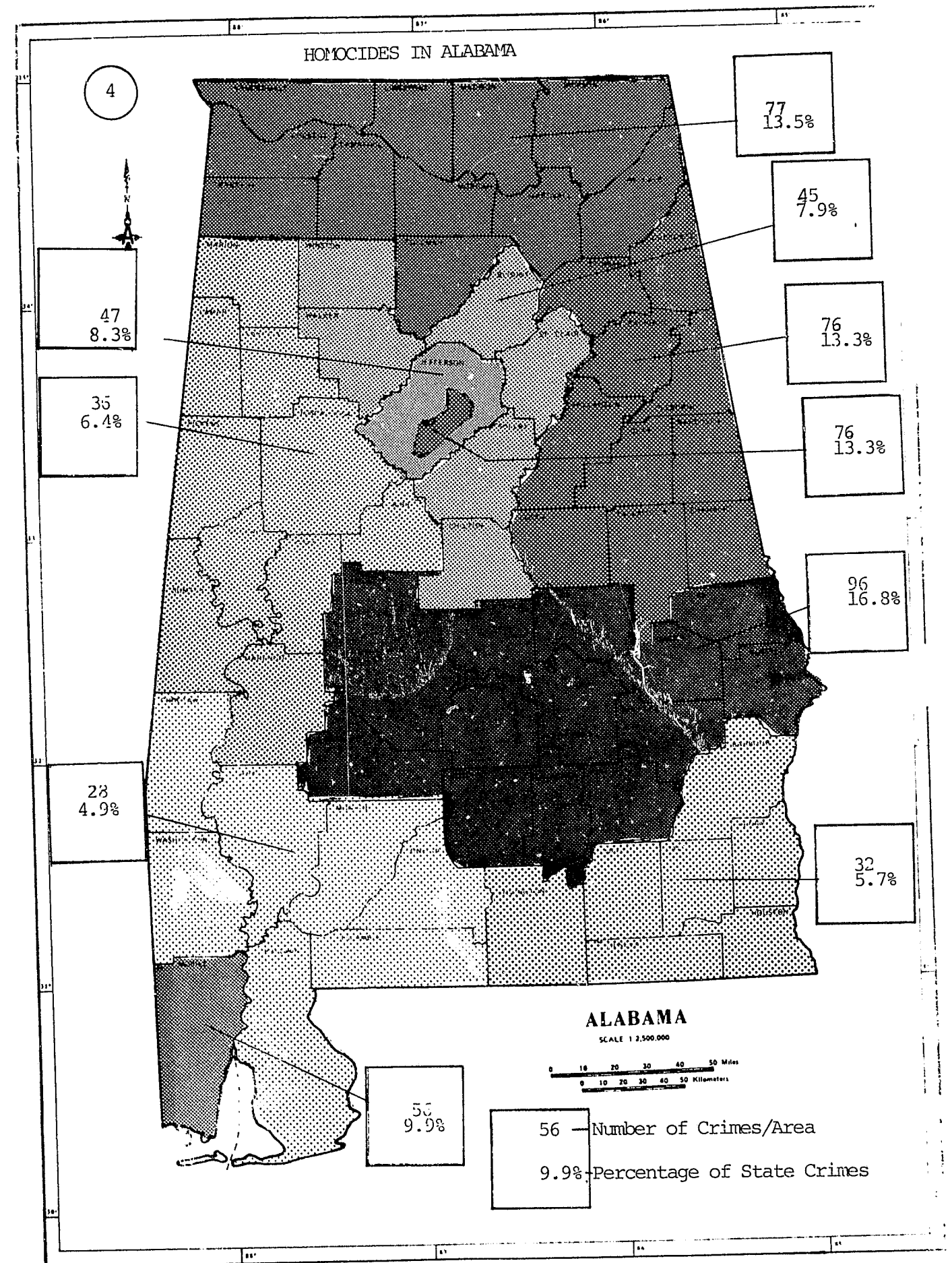
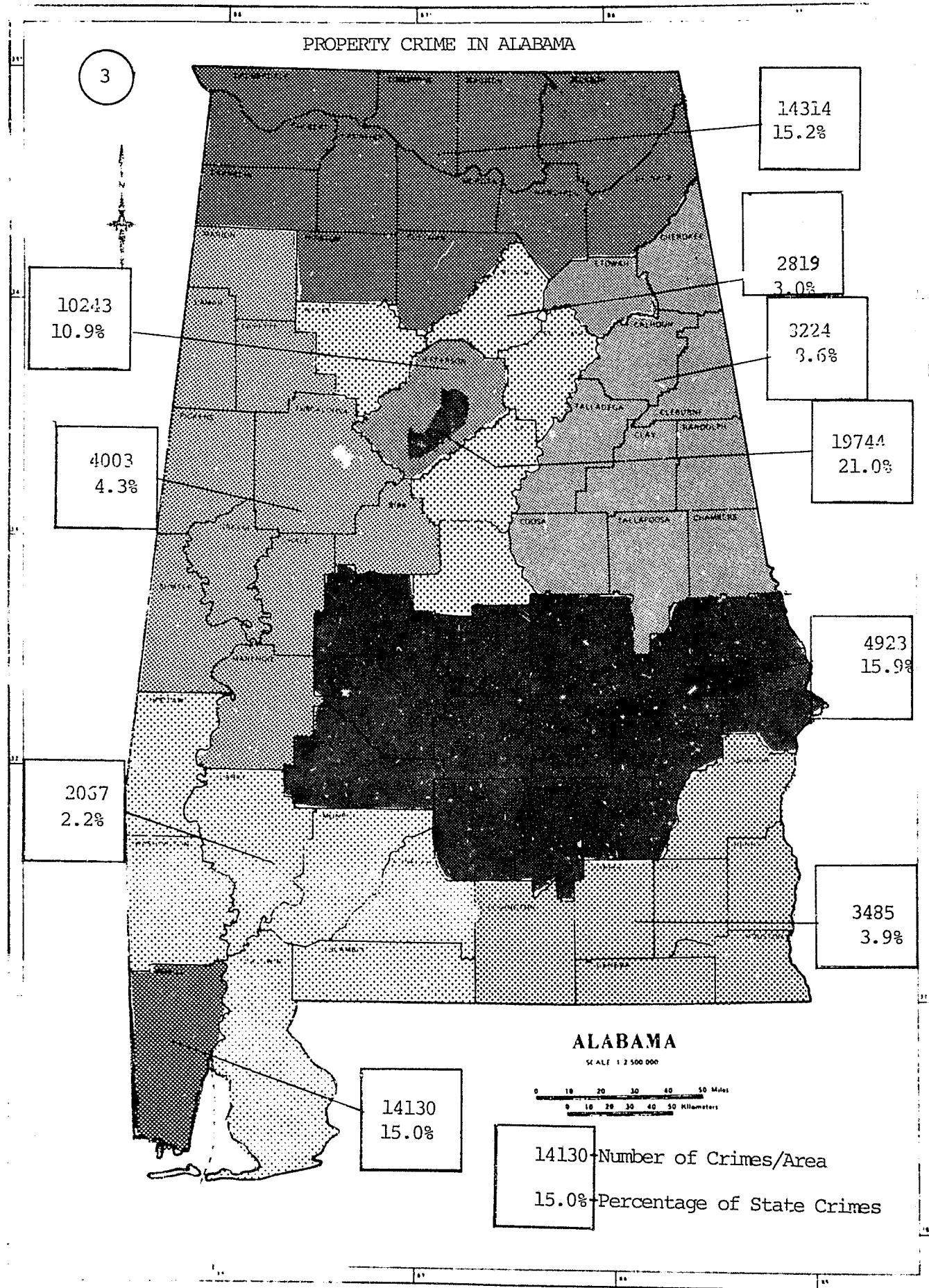
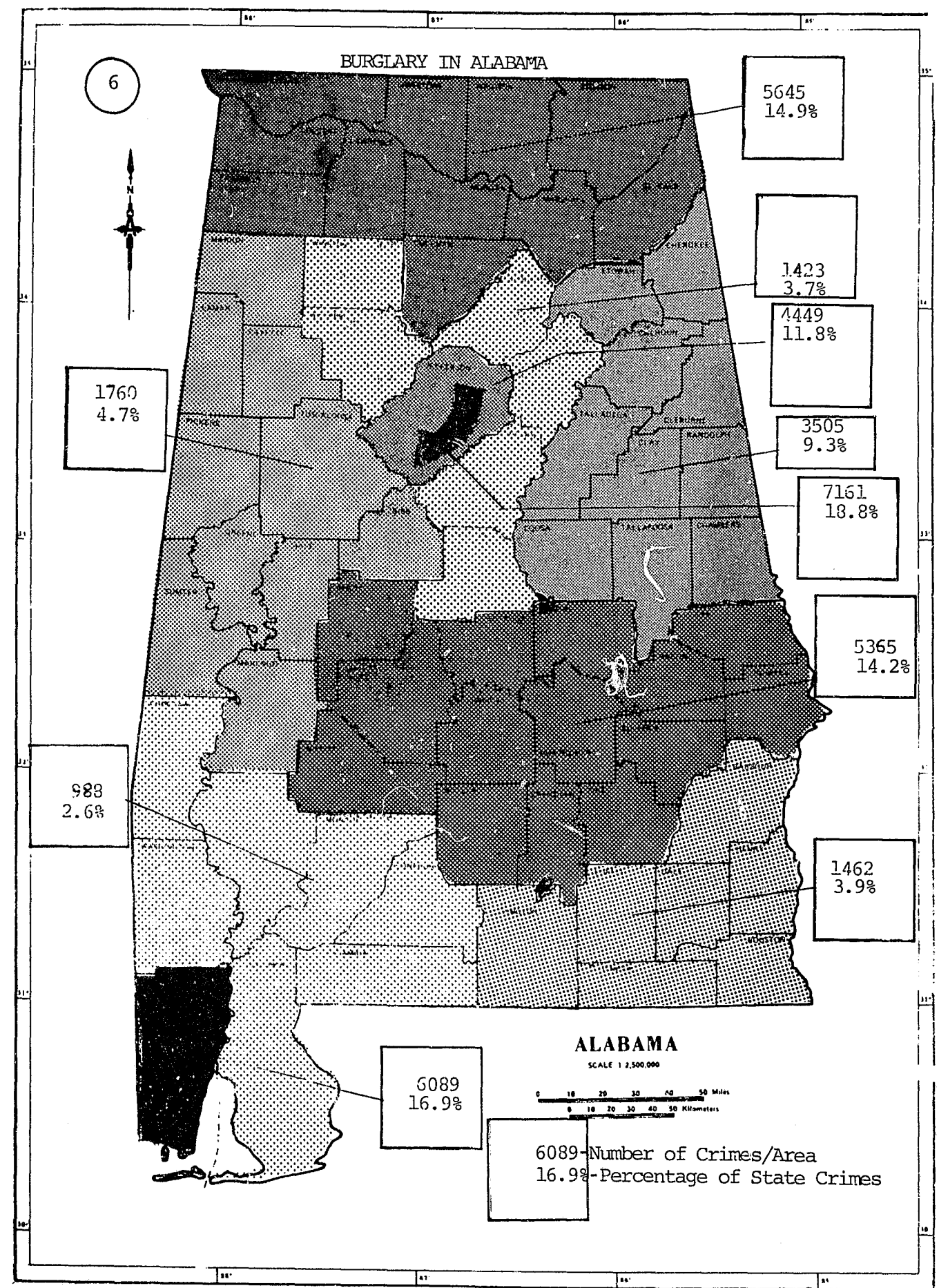
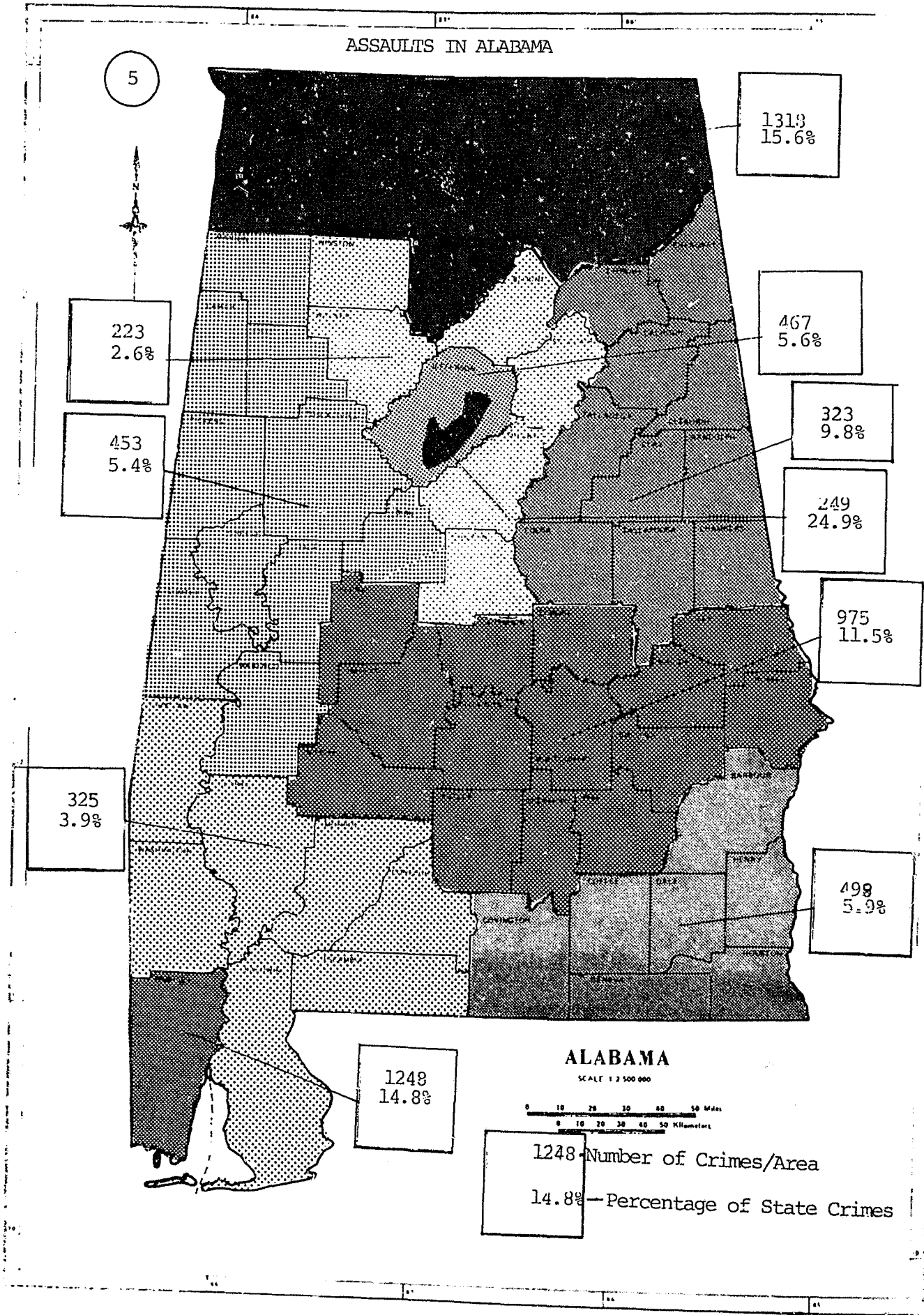


FIG. II - 2

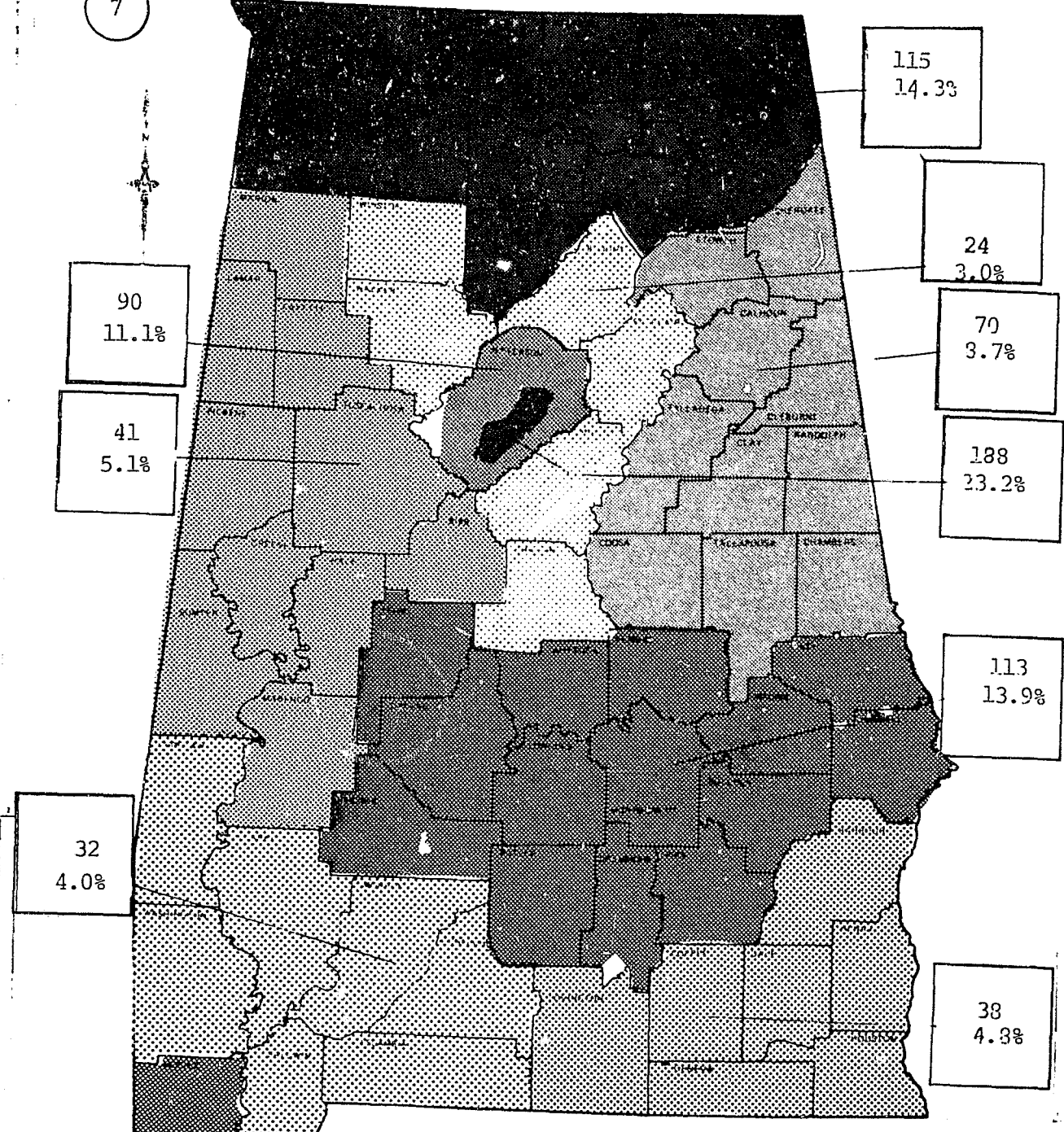




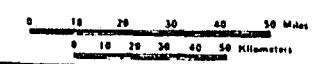


7

RAPE IN ALABAMA



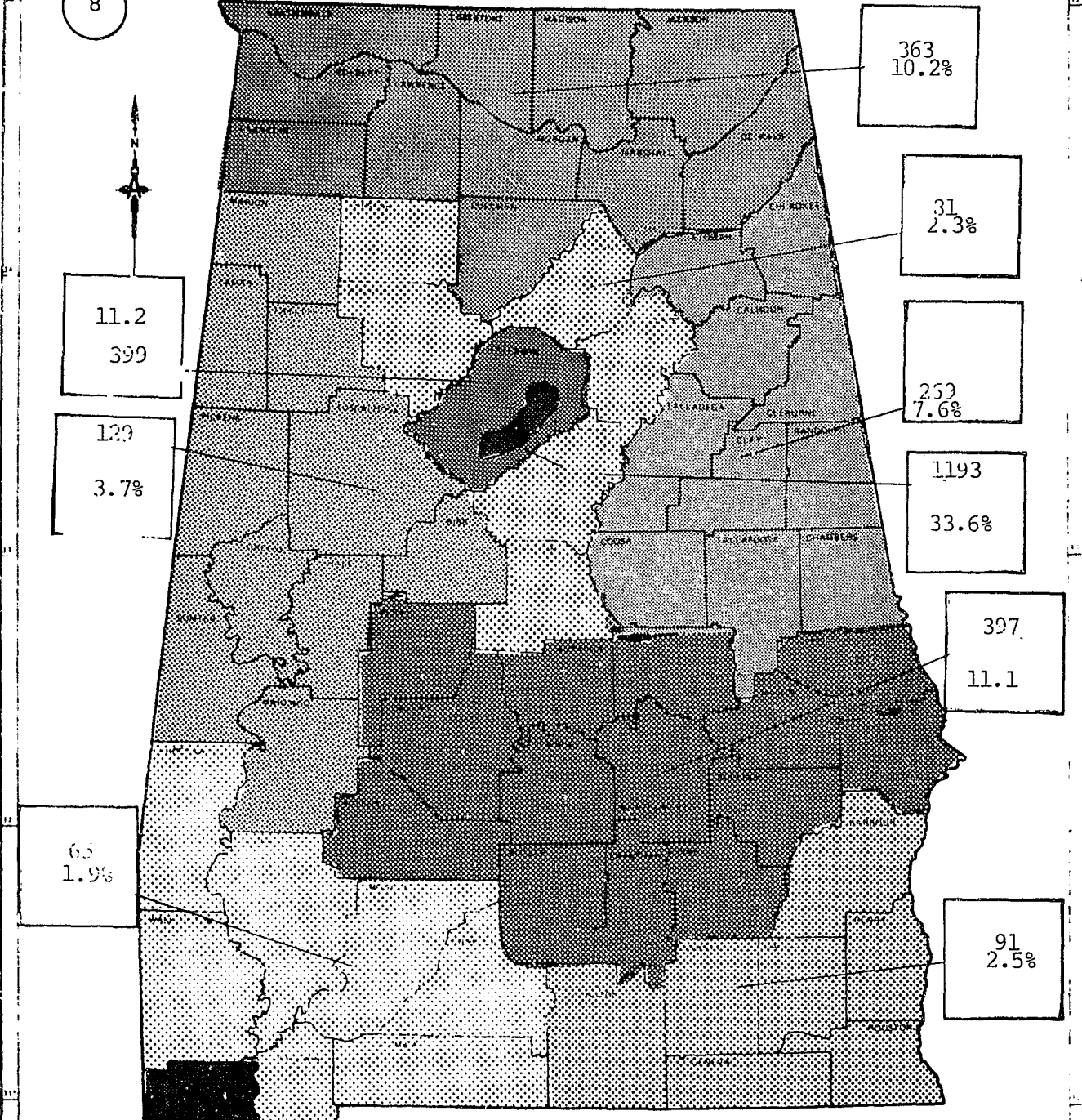
ALABAMA
SCALE 1:2,500,000




96 Number of Crimes/Area
11.9% Percentage of State Crimes

8

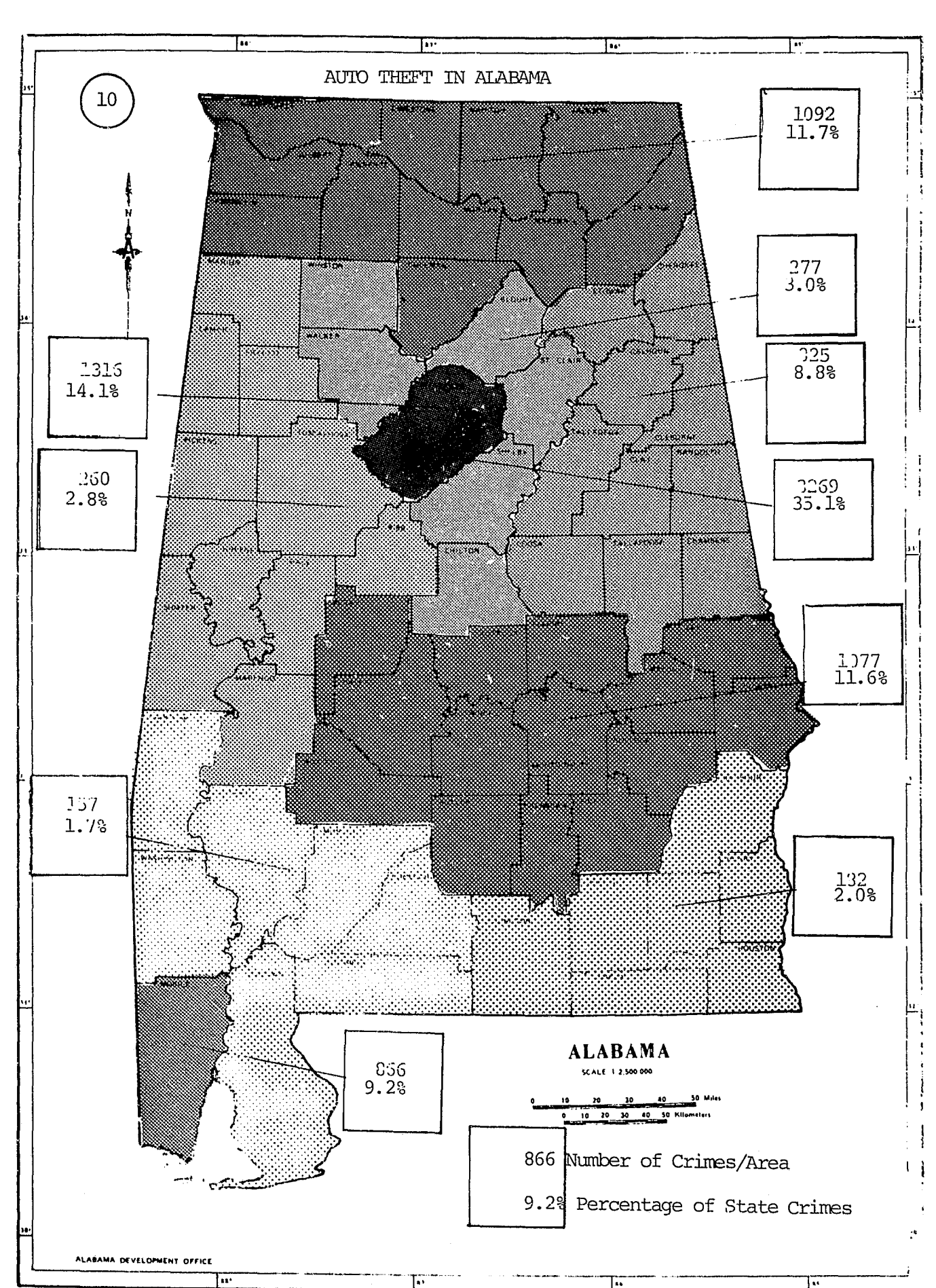
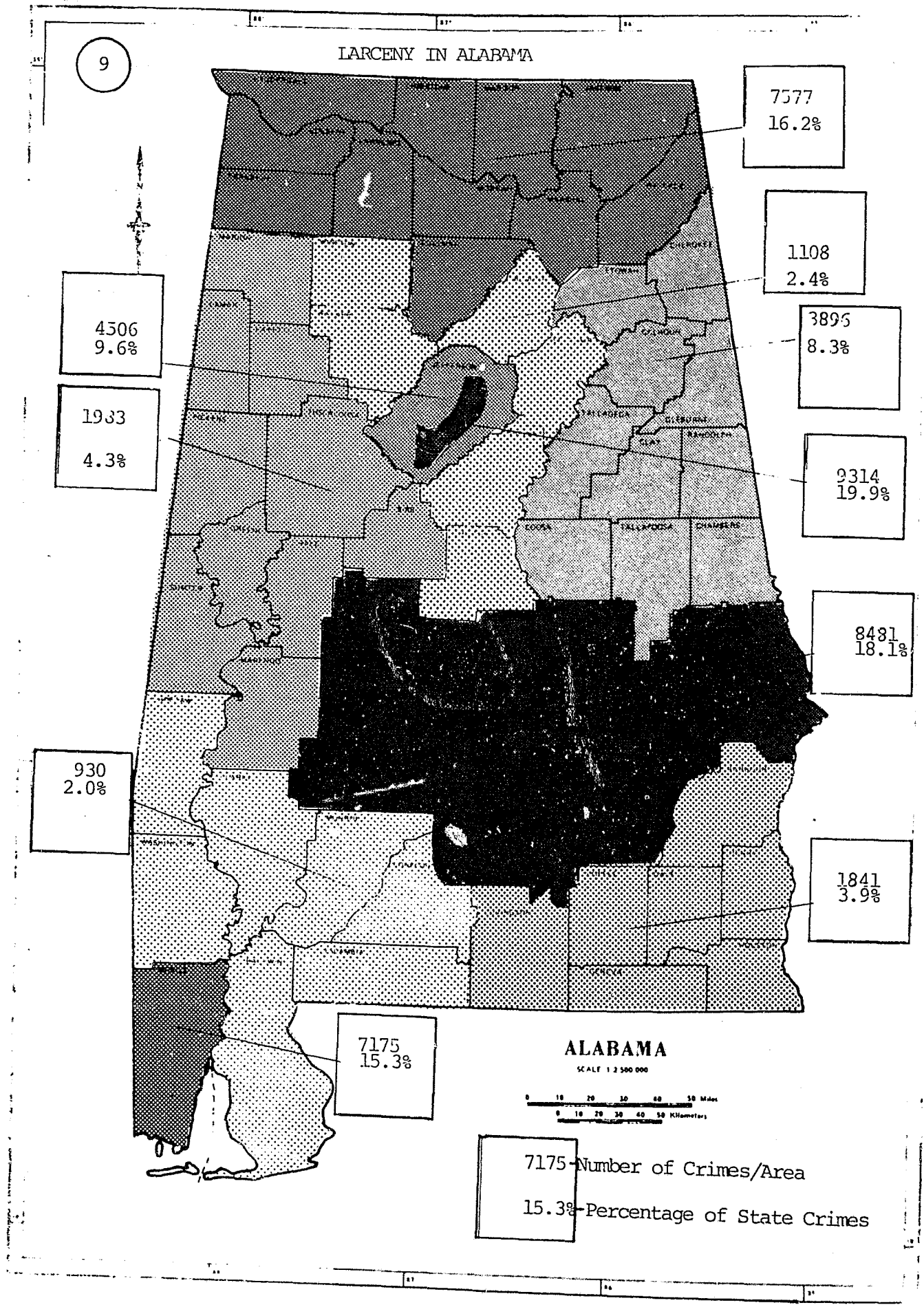
ROBBERY IN ALABAMA



ALABAMA
SCALE 1:2,500,000



63 Number of Crimes/Area
15.9% Percentage of State Crimes



END