


National Criminal Justice Reference Service



This microfiche was produced from documents received for inclusion in the NCJRS data base. Since NCJRS cannot exercise control over the physical condition of the documents submitted, the individual frame quality will vary. The resolution chart on this frame may be used to evaluate the document quality.




MICROCOPY RESOLUTION TEST CHART  
NATIONAL BUREAU OF STANDARDS-1963-A

Microfilming procedures used to create this fiche comply with the standards set forth in 41CFR 101-11.504.

Points of view or opinions stated in this document are those of the author(s) and do not represent the official position or policies of the U. S. Department of Justice.

National Institute of Justice  
United States Department of Justice  
Washington, D. C. 20531

11/22/83



# FEDERAL OFFENDERS in UNITED STATES DISTRICT COURTS

## 1982

90072

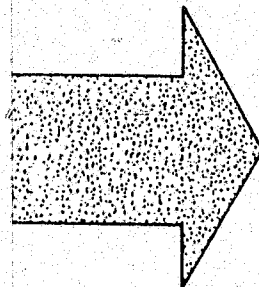
U.S. Department of Justice  
National Institute of Justice

This document has been reproduced exactly as received from the person or organization originating it. Points of view or opinions stated in this document are those of the authors and do not necessarily represent the official position or policies of the National Institute of Justice.


Permission to reproduce this copyrighted material has been granted by  
Public Domain/Administrative  
Office of the U.S. Courts

to the National Criminal Justice Reference Service (NCJRS).

Further reproduction outside of the NCJRS system requires permission of the copyright owner.



# FEDERAL OFFENDERS in UNITED STATES DISTRICT COURTS 1982



## ADMINISTRATIVE OFFICE OF THE UNITED STATES COURTS WASHINGTON, D.C. 20544

WILLIAM E. FOLEY  
DIRECTOR

JOSEPH F. SPANIOL, JR.  
DEPUTY DIRECTOR

### PREFACE

**Federal Offenders** for 1982 marks the sixteenth report in this series. The **Federal Offenders** is published annually, presenting the outcome of prosecutions in the U.S. district courts during the twelve month period ended June 30. An exception occurred for the years 1975 through 1979, with a single volume published in 1979 providing data for each of these years.

The report has three major sections. Part I emphasizes national data on defendants prosecuted during the twelve month period ended June 30, 1982. This year, the report includes an additional national table which presents data on the prior record of convicted defendants by major offense. Part II provides historical tables on 19 selected offenses. Part III gives statistical data by district court and major offense groups for the year ended June 30, 1982.

Please direct any comments you have on this report to the Chief, Statistical Analysis and Reports Division, Administrative Office of the U.S. Courts, Washington, DC 20544.

April 1983

William E. Foley

Director



TABLE OF CONTENTS

Part I. National Data for 1982

Narrative

	NCJRS	Page
Criminal Cases in U.S. District Courts .....		1
Type of Disposition for Criminal Defendants .....		1
Type of Sentence for Convicted Defendants .....		1
Demographic Information for Convicted Defendants .....	JUN. 6, 1983	5
Average Prison Sentence for Defendants Convicted of Drug Violations .....		5
Disposition of Defendants for Weapons and Firearms Violations .....	ACQUISITIONS	9

Charts

1 All Criminal Cases Commenced, Terminated, and Pending 1972 through 1982 .....	2
2 Criminal Defendants Disposed of by Type of Disposition .....	3
3 Type of Sentence for Convicted Defendants .....	4
4 Sex, Age, and Prior Record of Convicted Defendants .....	6
5 Average Sentence of Imprisonment for Drug Defendants Convicted of Drug Violations .....	7
6 Disposition of Defendants with Weapons and Firearms Violations, 1972 through 1982 .....	8

Tables

1 Criminal Cases Commenced Showing Nature of Proceedings (Excludes Transfers) 1978 through 1982 .....	10
2 Criminal Defendants Commenced (Excludes Transfers) 1972 through 1982 .....	11
3 Criminal Defendants Disposed of by Type of Disposition 1970 through 1982 .....	13
4 Disposition of Defendants Charged with Federal Offenses 1970 through 1982 .....	14
5 Convicted Defendants with Age, Sex, and Prior Record Reported .....	15
6 Prior Criminal Record of Defendants Sentenced after Conviction by Major Offense .....	16

**Part II. Historical Offense Tables**

H-1	Violation of Immigration Laws, 1961 through 1982 .....	2
H-2	Income Tax Fraud, 1961 through 1982 .....	4
H-3	Liquor Law Violations, 1961 through 1982 .....	6
H-4	Larceny and Theft, 1961 through 1982 .....	8
H-5	Forgery, 1961 through 1982 .....	10
H-6	Assault and Homicide, 1961 through 1982 .....	12
H-7	Homicide, 1961 through 1982 .....	14
H-8	Marihuana Violations, 1960 through 1982 .....	16
H-9	Violations of the Selective Service Act, 1945 through 1982 .....	18
H-10	Auto Theft, 1961 through 1982 .....	20
H-11	Violation of the Narcotic Drug Laws, 1945 through 1982 .....	22
H-12	Robbery, 1961 through 1982 .....	24
H-13	Weapons and Firearms Violations, 1961 through 1982 .....	26
H-14	Federal Gambling Violations (Including Lottery), 1961 through 1982 .....	28
H-15	Fraud - Excluding Income Tax Fraud, 1970 through 1982 .....	30
H-16	Embezzlement, 1970 through 1982 .....	32
H-17	Antitrust Violations, 1970 through 1982 .....	34
H-18	Rape, 1970 through 1982 .....	36
H-19	Bank Robbery, 1970 through 1982 .....	38

**Part III. Appendix Detail Tables**

X-1	Criminal Defendants Disposed of by Type of Disposition .....	X-1-1
X-2	Type and Length of Sentences for Convicted Defendants by Offense .....	X-2-1
X-3	Type of Sentence for Convicted Criminal Defendants .....	X-3-1
X-4	Age, Prior Record, and Sex of Convicted Defendants .....	X-4-1

**Part I  
National Data for 1982**



## FEDERAL OFFENDERS IN THE U.S. DISTRICT COURTS

### Criminal Cases in the U.S. District Courts

The number of cases filed in the U.S. district courts continued to rise during the twelve month period ended June 30, 1982. There were 32,682 cases filed during 1982, 4.5 percent more than the 31,287 cases filed last year. The number of cases terminated increased by 5.5 percent from 30,221 last year to 31,889 this year. Chart 1 shows the number of cases filed, terminated, and pending during each year ended June 30, 1972 through 1982. The criminal caseload has been rising since 1980.

### Type of Disposition for Criminal Defendants

The number of defendants disposed of by the courts in criminal cases rose by 6.1 percent to 40,466 during 1982 from 38,127 in 1981. Chart 2 provides the percentage of defendants disposed of by type of disposition in 1982.

Of the 40,466 defendants disposed of, there were 32,252 defendants convicted and sentenced by the courts. Of those convicted, 26,355 defendants pled guilty; 1,037 pled nolo contendere and 4,860 defendants were convicted as the result of a court or jury trial. There were 8,214 defendants, or 20.3 percent, not convicted. Of these, 7,051 defendants were dismissed and 1,163 were acquitted by a court or jury trial.

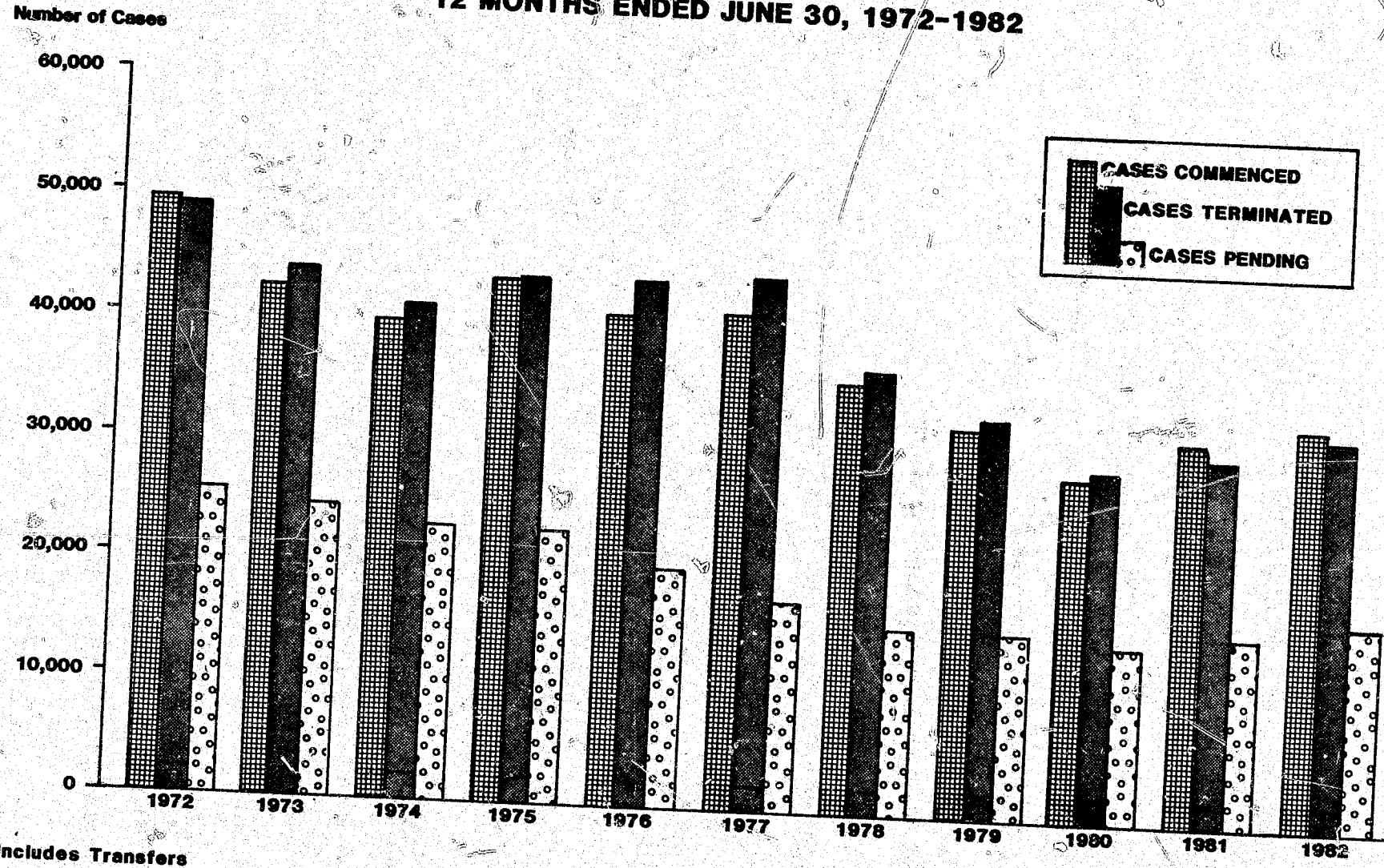
### Type of Sentence for Convicted Defendants

Chart 3 displays the types of sentences imposed on the 32,252 defendants convicted and sentenced during 1982. There were 12,361 defendants sentenced to imprisonment, which represents 38.3 percent of the total convicted. Terms of probation were imposed on 11,549 defendants, or 35.8 percent of the convicted defendants. Split sentences, which are sentences of less than six months in prison followed by a probation term, were imposed on 3,538 defendants, 11.0 percent of those convicted and sentenced.

UNITED STATES DISTRICT COURTS

CHART 1

ALL CRIMINAL CASES COMMENCED\*,  
TERMINATED, AND PENDING  
12 MONTHS ENDED JUNE 30, 1972-1982



\* Includes Transfers

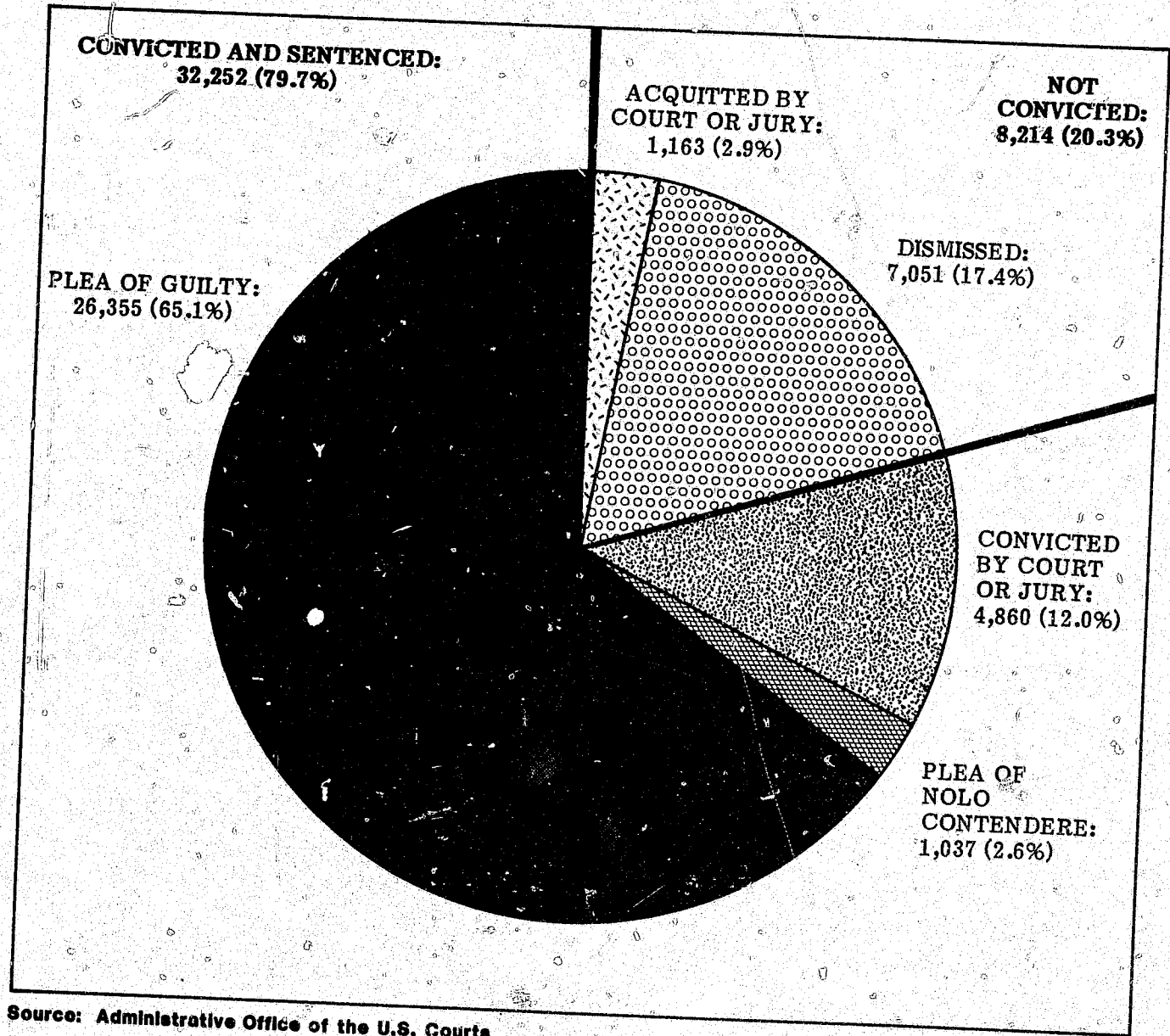
Source: Administrative Office of the U.S. Courts



# CRIMINAL DEFENDANTS DISPOSED OF BY TYPE OF DISPOSITION

12 Month Period Ended June 30, 1982

TOTAL: 40,466

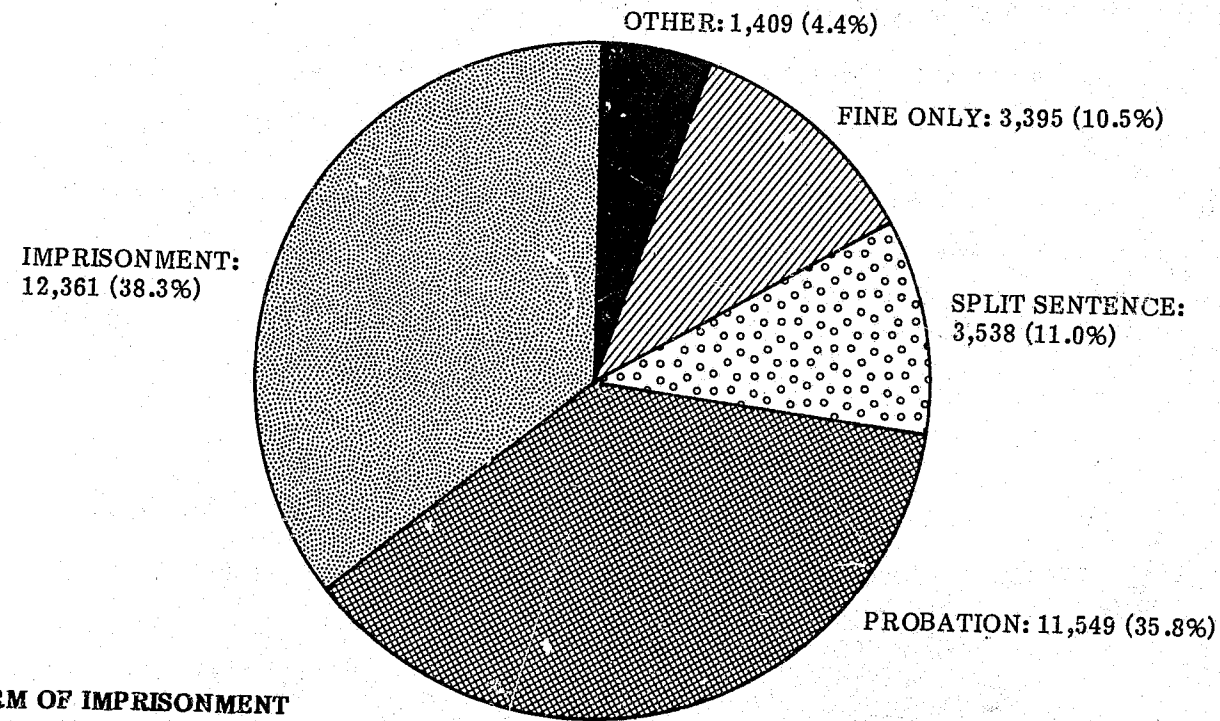


Source: Administrative Office of the U.S. Courts

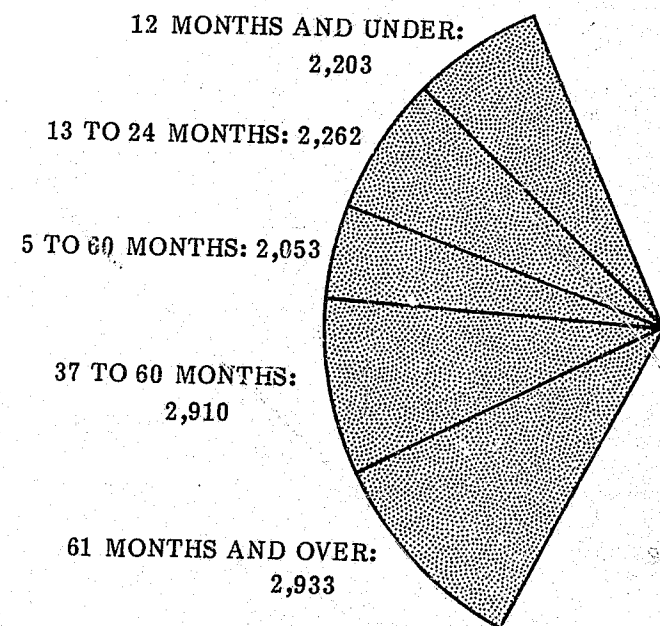
**TYPE OF SENTENCE  
FOR CONVICTED DEFENDANTS**

12 Month Period Ended June 30, 1982


TOTAL CONVICTED DEFENDANTS: 32,252



**TERM OF IMPRISONMENT**



**TERM OF PROBATION**



Source: Administrative Office of the U.S. Courts

Of the 12,361 defendants who received imprisonment terms, 63.9 percent received terms of more than two years, and 47.3 percent received terms of more than three years. Of the 11,549 defendants with probation terms imposed, 55.4 percent had terms imposed of more than two years.

**Demographic Information for Convicted Defendants**

For the defendants convicted during 1982, data on the sex of the defendant was reported on 25,680 or 80.2 percent of the defendants. Of these, 21,702 defendants or (84.5 percent) were males; 3,955 or (15.4 percent) were females; and 23 (0.1 percent) were corporations. Chart 4 illustrates demographics on the sex, age, and prior criminal record for the defendants convicted during 1982. Age was reported for 25,420 or 78.8 percent of the convicted defendants. Sixty-three percent of those with age reported were over 29 years of age.

The presence or absence of a prior criminal record was reported for 23,625 or 73.3 percent of the convicted defendants. Of these, 10,794 or 45.7 percent had no prior record. There were 6,814 (28.8 percent) with prior prison terms; 5,742 (24.3 percent) with prior probation terms; and 275 (1.2 percent) with prior juvenile records.

**Average Prison Sentence for Defendants Convicted of Drug Violations**

Chart 5 displays the average prison sentence for defendants convicted of drug violations during each year 1978 through 1982. The average length of sentences has increased over the last five year period.

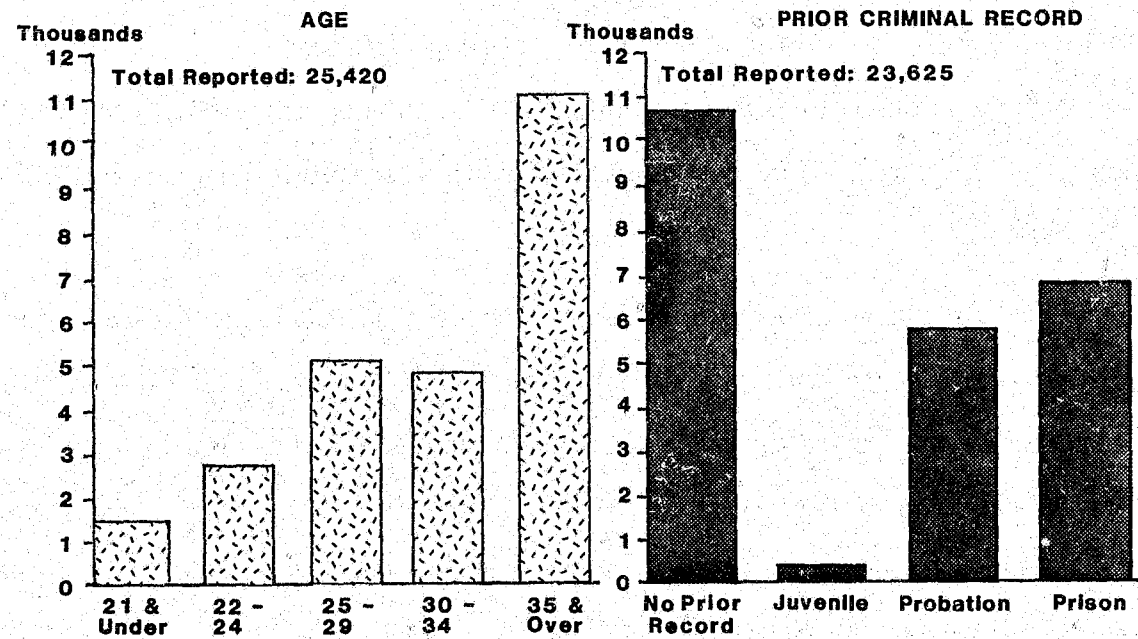
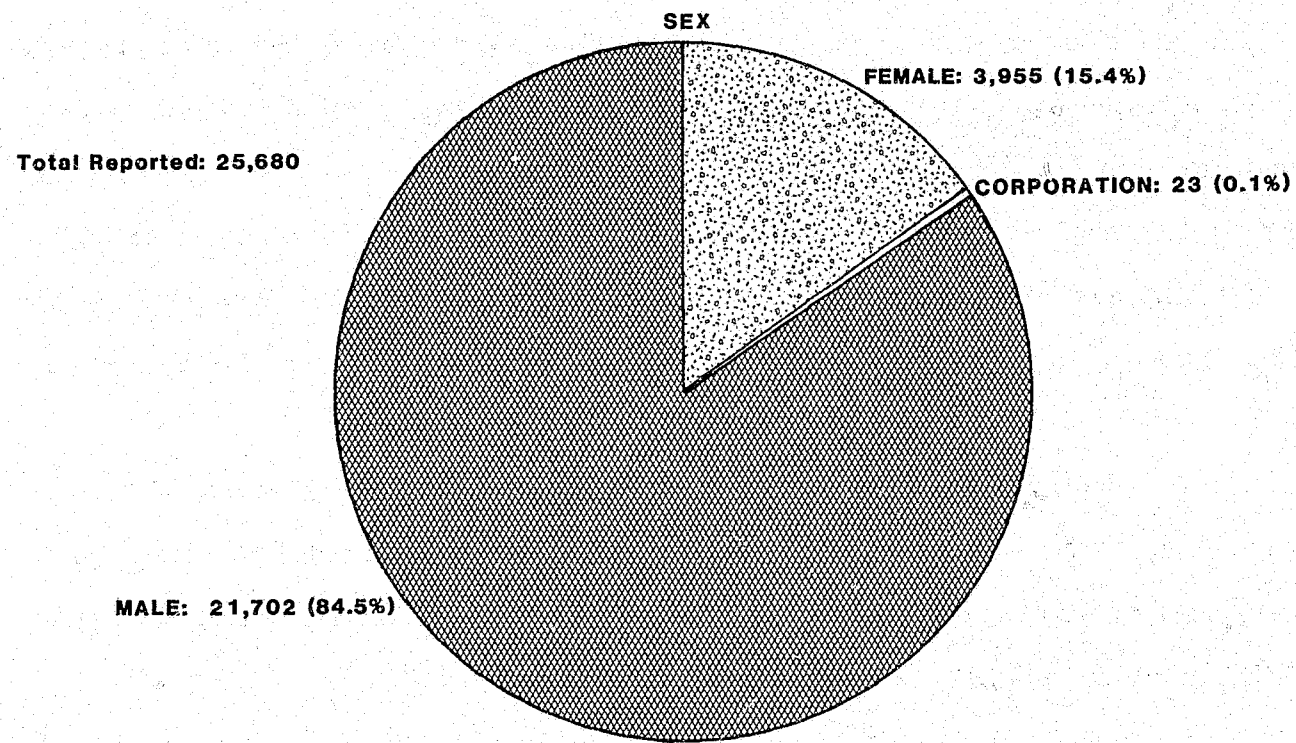
During 1982, the average length of sentence imposed on marijuana violators was 56.5 months. This average sentence is 16.7 percent longer than the average of 48.4 months for 1981. The average sentence for narcotics violations increased by 5.4 percent, with an average sentence of 66.1 months in 1982 compared to 62.7 months in 1981. Controlled substances violations received an average sentence of 59.0 months during 1982, which is 18.5 percent longer than the average of 49.8 months in 1981.



**SEX, AGE, AND PRIOR RECORD OF CONVICTED DEFENDANTS**

12 MONTH PERIOD ENDED JUNE 30, 1982

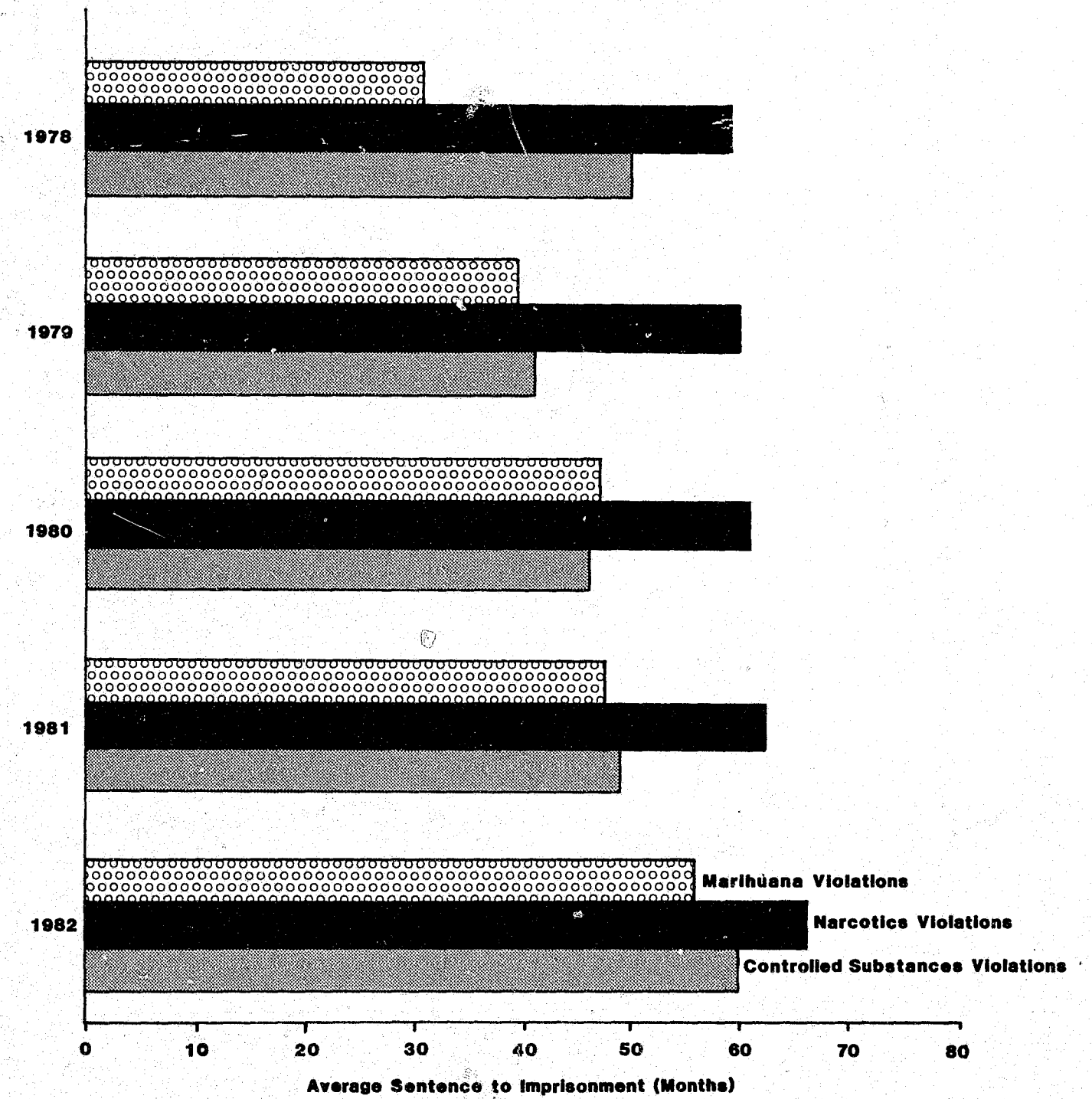
TOTAL DEFENDANTS CONVICTED: 32,252



Source: Administrative Office of the U.S. Courts

**AVERAGE SENTENCE OF IMPRISONMENT FOR DRUG DEFENDANTS CONVICTED OF DRUG VIOLATIONS**

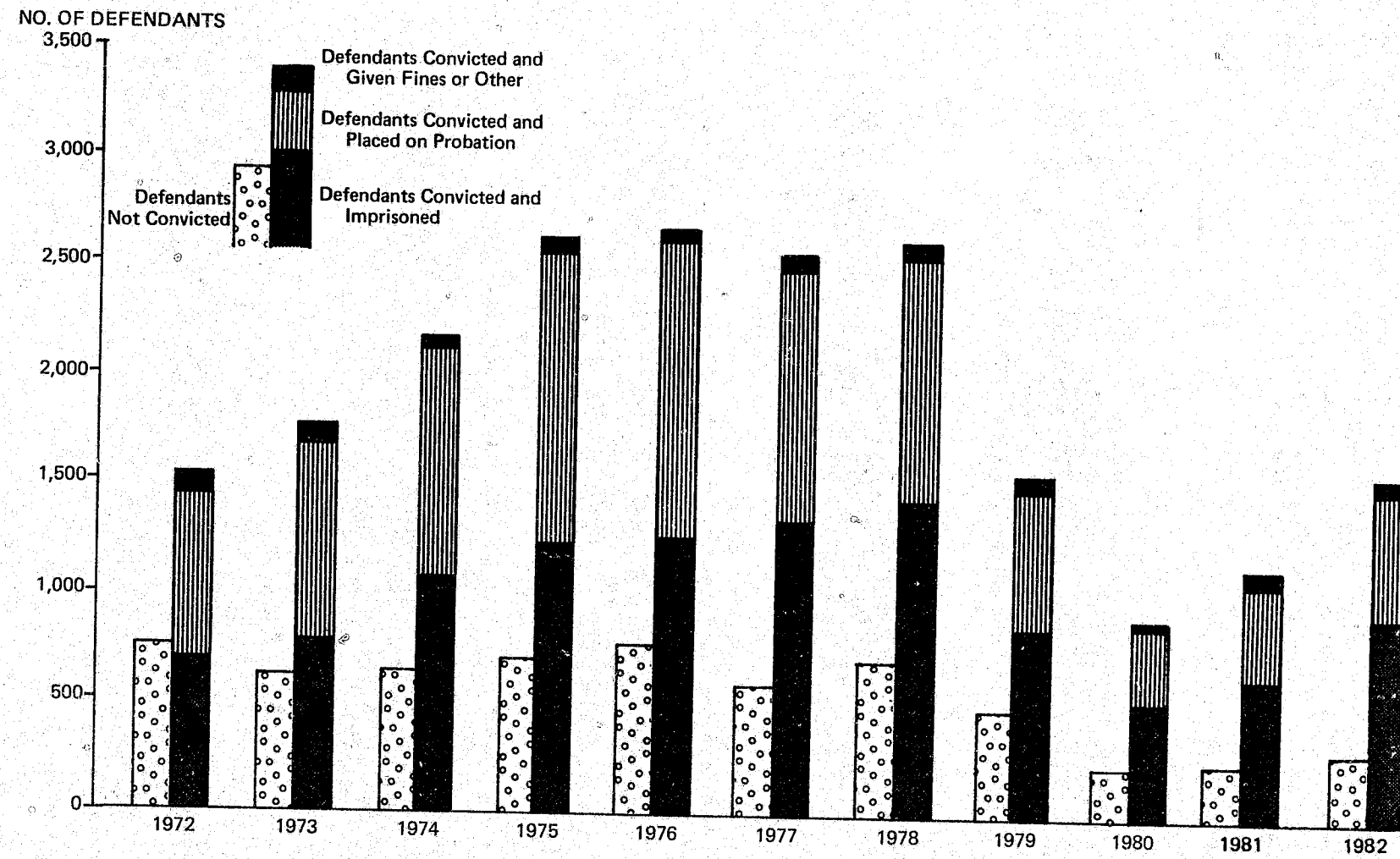
12 Month Periods Ended June 30, 1978 - 1982



Source: Administrative Office of the U.S. Courts

# DISPOSITION OF DEFENDANTS WITH WEAPONS AND FIREARMS VIOLATIONS

12 Month Periods Ended June 30, 1972 - 1982



Source: Administrative Office of the U.S. Courts



### Disposition of Defendants for Weapons and Firearms Violations

The number of defendants prosecuted for weapon and firearm violations has been a statistic of interest in recent years. Chart 6 reveals a dramatic decrease in defendants prosecuted for violation of Federal weapon and firearm laws beginning in 1979. These decreases came as a result of the Treasury Department's policy of directing first time offenders to state and local authorities for prosecution, while primarily prosecuting those defendants with prior criminal records at the Federal level. During 1981 and 1982, the number of dispositions rose, though not to the level of 1978. The number of defendants convicted for weapons and firearms violations rose from 1,114 in 1981 to 1,520 in 1982, an increase of 36.4 percent.

Table 1  
 U.S. District Courts  
 Criminal Cases Commenced  
 Showing Nature of Proceedings, Excluding Transfers,  
 During the Twelve Month Periods Ended June 30, 1978 through 1982

Nature of Proceedings	All Offenses Reported					Percent Change 1982/1981	Felonies Only					Percent Change 1982/1981
	1978	1979	1980	1981	1982		1978	1979	1980	1981	1982	
<b>Total</b> .....	34,624	31,536	27,968	30,355	31,623	4.2	25,200	20,755	18,855	20,009	21,353	6.7
<b>Proceedings Commenced By:</b>												
Indictment .....	22,694	18,718	16,522	17,235	18,415	6.8	22,095	18,232	16,022	16,748	17,756	6.0
Information-Indictment												
Waived .....	1,151	740	470	489	806	64.8	1,131	729	468	484	778	60.7
Information-Other <sup>1</sup> .....	10,126	10,353	9,051	10,034	8,806	-12.2	1,483	1,303	1,988	2,421	2,438	0.7
Remanded from												
Appellate Court .....	151	126	88	81	74	-8.6	142	120	84	79	69	-12.7
Removed from State Court .....	52	61	30	22	16	-	47	37	20	11	14	-
Reopened/Reinstated .....	226	177	105	90	120	33.3	211	160	97	86	112	30.2
Appeal from U.S.												
Magistrate Decisions .....	104	169	114	211	170	-19.4	-	-	1	3	5	-
Juvenile Delinquency												
Proceedings .....	120	78	87	82	91	11.0	91	68	74	70	83	18.6
Consent Before Magistrates	-	1,114	1,464	2,071	3,046	47.1	-	106	64	70	24	-65.7
Retrial on Mistrial .....	-	-	17	16	46	-	-	-	17	14	41	-
Retrial - Remand from												
Appeals Court <sup>2</sup> .....	-	-	20	24	33	-	-	-	20	23	33	-

<sup>1</sup> Includes cases filed as consents before Magistrates for years 1977, and 1978.  
<sup>2</sup> This data was not separately recorded prior to August 1979.

Note: Percent change computed for 25 or more cases.



Table 2  
U.S. District Court  
Criminal Defendants Commenced (Excludes Transfers)  
During the Twelve Month Periods Ended June 30, 1972 through 1982

Offenses	1972	1973	1974	1975	1976	1977	1978	1979	1980	1981	1982
<b>Total</b> .....	63,236	56,275	51,625	56,295	53,478	53,047	46,073	42,245	38,033	41,397	43,655
<b>General Offenses</b>											
Homicide.....	377	185	203	194	183	170	157	175	183	216	185
Robbery.....	3,479	2,316	2,296	3,149	2,907	2,437	1,838	1,558	1,709	1,882	1,977
Assault.....	843	838	856	1,012	993	790	671	630	633	624	649
Burglary.....	484	384	350	524	446	530	278	253	209	157	199
Larceny.....	5,244	4,706	4,761	6,196	5,264	6,026	4,949	4,176	3,912	3,951	3,801
Embezzlement.....	2,007	1,903	1,791	2,081	1,984	2,227	2,166	1,807	1,710	1,987	2,263
Fraud.....	3,622	4,233	4,003	4,849	5,041	6,411	5,790	6,333	5,890	6,162	6,168
Auto Theft.....	3,038	2,421	2,314	1,946	1,867	1,575	1,185	612	658	485	623
Forgery and Counterfeiting.....	6,082	5,238	5,422	5,759	5,049	5,090	4,855	3,708	2,763	2,369	2,869
<b>DAPCA (Drug) Laws</b>											
Marihuana.....	4,945	5,860	4,483	4,267	3,655	2,576	1,994	1,945	1,622	3,031	3,724
Narcotics.....	4,945	7,482	6,153	6,743	6,688	5,745	3,765	3,707	3,478	3,573	3,680
Controlled Substances.....	1,493	1,457	1,733	1,907	1,554	1,182	2,060	1,556	1,578	1,545	1,681
Weapons and Firearms.....	2,769	2,549	3,345	3,682	3,311	3,331	3,492	1,477	1,217	1,635	2,127
Traffic.....	126	213	531	1,224	2,618	4,986	4,469	5,454	4,614	5,257	5,209
Other.....	5,456	4,643	4,239	4,575	3,918	3,440	2,941	3,086	2,438	2,585	2,583
<b>Special Offenses</b>											
Immigration.....	6,213	2,644	2,351	2,277	2,346	1,789	2,331	2,547	2,684	2,880	2,669
Liquor, Internal Revenue.....	2,007	1,417	973	540	275	203	125	58	49	50	33
Postal Laws*.....	1,162	908	1,102	1,351	1,072	882	387	398	236	262	333
Other.....	8,944	6,878	4,719	4,019	4,307	3,657	2,620	2,765	2,450	2,746	2,882

\* Obstructing Mail, Mailing Non-Mailable Material and Other Postal Regulations.

**Table 3**  
**U.S. District Courts**  
**Criminal Defendants Disposed of by Type of Disposition**  
**During the Twelve Month Periods Ended June 30, 1970 through 1982**

Year	Total defendants	Not Convicted				Convicted and Sentenced				
		Total	Dis-missed <sup>1</sup>	Acquitted by		Total	Plea of		Convicted by	
				Court	Jury		Guilty	Nolo Contendere <sup>2</sup>	Court	Jury
1970 ...	36,356	8,178	6,608	703	867	28,178	24,111	-	1,290	2,777
1971 ...	44,615	12,512	10,655	687	1,170	32,103	27,544	-	1,416	3,143
1972 ...	49,516	12,296	10,219	650	1,387	37,220	31,714	-	1,847	3,659
1973 ...	46,724	11,741	9,757	661	1,323	34,983	29,009	-	1,873	4,101
1974 ...	48,014	11,784	10,019	508	1,257	36,230	30,660	-	1,785	3,785
1975 ...	49,212	11,779	10,274	397	1,108	37,433	31,816	-	1,580	4,037
1976 ...	51,612	11,500	9,752	508	1,240	40,112	34,041	-	1,587	4,484
1977 ...	53,188	11,720	9,940	398	1,382	41,468	35,335	-	1,629	4,504
1978 ...	45,922	9,417	7,792	311	1,314	36,505	31,112	-	1,431	3,962
1979 ...	41,175	8,262	6,791	303	1,168	32,913	27,295	-	2,006	3,612
1980 ...	36,560	7,962	6,633	283	1,046	28,598	23,111	-	1,851	3,636
1981 ...	38,127	8,259	6,981	266	1,012	29,868	24,322	-	1,867	3,679
1982 ...	40,466	8,214	7,051	225	938	32,252	26,355	1,037	1,205	3,655

<sup>1</sup> Included in this column are defendants who were committed pursuant to Title 28 U.S.C. of the Narcotic Addict Rehabilitation Act of 1966.

<sup>2</sup> Prior to 1982, pleas of nolo contendere are included with pleas of guilty.

**Note:** The District of Columbia is excluded from the data through 1973. The territorial courts of the Virgin Islands, Canal Zone, and Guam are excluded through 1976.

**Table 4**  
**U.S. District Courts**  
**Disposition of Defendants Charged with Federal Offenses**  
**During the Twelve Month Periods Ended June 30, 1970 through 1982**

Year	Total Imprisonment	Regular Sentences to Imprisonment <sup>1</sup>					Other Sentences To Imprisonment			Probation <sup>2</sup>					Fine and Other <sup>7</sup>	
		1-12 Months	13-35 Months	36-59 Months	60 Mos. and Over	Average Sentence in Months <sup>3</sup>	Split Sentences <sup>4</sup>	Indeterminate <sup>5</sup>	Y.C.A. or Y.O. <sup>6</sup>	Total	1-12 Months	13-24 Months	25-36 Months	37 Mos. and Over		Average Sentence in Months
1970	12,415	2,153	2,253	3,790	2,775	41.1	1,344	-	-	11,387	-	-	-	-	-	4,376
1971	14,378	2,820	2,599	3,326	3,482	42.1	2,151	-	-	13,243	-	-	-	-	-	4,482
1972	16,832	4,450	2,645	3,695	3,569	38.1	2,473	-	-	15,395	-	-	-	-	-	4,993
1974	17,180	3,333	2,880	4,107	3,960	42.2	2,900	-	-	16,623	-	-	-	-	-	2,427
1975	17,301	3,337	2,825	4,437	4,387	45.5	2,315	-	-	17,913	-	-	-	-	-	2,219
1976	18,477	3,530	3,096	4,731	4,862	47.2	2,258	-	-	18,208	-	-	-	-	-	3,427
1977	19,613	4,029	3,289	4,278	4,794	45.1	3,223	-	-	16,134	-	-	-	-	-	5,721
1978	17,426	3,284	2,804	2,792	3,354	48.6	3,263	1,132	797	14,515	2,981	3,742	4,496	3,296	32.4	4,564
1979	14,580	2,320	2,344	2,389	2,765	49.0	3,234	887	641	13,459	2,850	3,141	4,494	2,974	32.3	4,874
1980	13,191	2,016	1,936	1,945	2,587	51.9	3,012	1,123	572	11,053	2,289	2,525	3,447	2,792	33.1	4,354
1981	13,700	2,192	1,904	1,906	2,906	55.3	3,069	1,232	491	12,173	3,122	2,540	3,648	2,863	31.7	3,995
1982	15,857	2,202	2,313	2,422	3,736	58.6	3,538	1,163	485	12,723	3,311	2,650	3,641	3,121	32.3	3,672

14

<sup>1</sup> Includes sentences of more than six months which are to be followed by a term of probation (mixed sentences).  
<sup>2</sup> Prior to 1978, probation terms and average sentences are not shown separately.  
<sup>3</sup> Excludes split sentences, indeterminate sentences, Youth Corrections Act/offender sentences, and life sentences beginning in 1978.  
<sup>4</sup> A split sentence is a sentence on a one count indictment of six months or less in a jail type institution followed by a term of probation, Title 18 U.S.C. Section 3651. Included in these figures are mixed sentences involving confinement for six months or less on one count, to be followed by a term of probation on one or more other counts.  
<sup>5</sup> Title 18 U.S.C. Sections 4205 B (1) and (2). Included in Total Imprisonment prior to 1978.  
<sup>6</sup> Title 18 U.S.C. Section 5010 (B)(C). Included in Total Imprisonment prior to 1978.  
<sup>7</sup> Includes deportation, suspended sentences, imprisonment for four days or less or for time already served, remitted and suspended fines.

\* Split sentences are included in prison terms "1 - 12 months."  
 Note: The District of Columbia is excluded from the data through 1973. The territorial courts of the Virgin Islands, Canal Zone, and Guam are excluded through 1976.



**Table 5**  
**U.S. District Courts**  
**Convicted Defendants With Age, Sex, and Prior Record Reported\***  
**During the Twelve Month Period Ended June 30, 1982**

Defendants	Total Reported	No Prior Record	With Prior Record			
			Total	Juvenile	Probation	Prison
<b>Total</b> .....	<b>23,542</b>	<b>10,731</b>	<b>12,811</b>	<b>274</b>	<b>5,733</b>	<b>6,804</b>
<b>Total Females</b> .....	<b>3,616</b>	<b>2,406</b>	<b>1,210</b>	<b>30</b>	<b>769</b>	<b>411</b>
21 and Under .....	419	290	129	12	88	29
22 to 24 .....	550	368	182	5	128	49
25 to 29 .....	895	534	361	5	224	132
30 to 34 .....	646	415	231	6	136	89
35 to 40 .....	475	307	168	1	101	66
41 to 50 .....	393	295	98	1	65	32
51 and Over .....	238	197	41	0	27	14
<b>Total Males</b> .....	<b>19,926</b>	<b>8,325</b>	<b>11,601</b>	<b>244</b>	<b>4,964</b>	<b>6,393</b>
21 and Under .....	1,774	836	938	94	526	318
22 to 24 .....	2,135	873	1,262	49	606	607
25 to 29 .....	3,739	1,331	2,408	37	1,009	1,362
30 to 34 .....	3,878	1,432	2,446	30	1,006	1,410
35 to 40 .....	3,162	1,270	1,892	17	738	1,137
41 to 50 .....	3,117	1,401	1,716	11	688	1,017
51 and Over .....	2,121	1,182	939	6	391	542

\* Includes only defendants for which all three demographics (age, sex, and prior record) were reported.

Table 6  
U.S. District Courts  
Prior Criminal Record of Defendants Sentenced After Conviction by Major Offense  
During the Twelve Month Period Ended June 30, 1982

Offense and Prior Record	Total	Imprisonment					Probation	Fine	Other <sup>6</sup>	
		Total	Regular Terms <sup>1</sup>		Other Terms					
			Number	Average Months <sup>2</sup>	Split <sup>3</sup>	Indeterminate <sup>4</sup>				Y.C.A. <sup>5</sup>
<b>All Offenses</b> .....	32,252	15,857	10,673	58.6	3,538	1,163	483	12,723	3,395	277
Data Reported .....	23,625 <sup>7</sup>	13,373	8,926	60.6	3,022	999	426	10,022	154	76
No Prior Record .....	10,794	4,366	2,580	51.7	1,410	216	160	6,277	112	39
Prior as Juvenile .....	275	188	109	70.9	43	18	18	86	-	1
Probation or Fine .....	5,742	3,262	2,018	53.3	854	225	165	2,436	35	9
Prison up to 1 Year .....	2,267	1,643	1,060	51.1	379	155	48	608	3	13
More than 1 Year .....	4,547	3,914	3,159	75.3	336	384	35	615	4	14
<b>Homicide</b> .....	130	89	58	148.6	7	13	11	14	1	26
Data Reported .....	102	75	45	121.3	7	13	10	13	1	13
No Prior Record .....	34	25	14	117.4	3	5	3	5	-	4
Prior as Juvenile .....	2	1	-	-	-	1	-	-	-	1
Probation or Fine .....	30	21	12	56.5	3	1	5	5	1	3
Prison up to 1 Year .....	20	14	8	153.0	1	3	2	3	-	3
More than 1 Year .....	16	14	11	174.0	-	3	-	-	-	2
<b>Robbery</b> .....	1,526	1,431	968	167.9	57	296	110	91	1	3
Data Reported .....	1,320	1,249	857	167.8	52	244	96	69	-	2
No Prior Record .....	206	170	97	128.2	19	21	33	35	-	1
Prior as Juvenile .....	48	46	29	152.3	2	9	6	2	-	-
Probation or Fine .....	245	229	127	137.1	16	47	39	16	-	-
Prison up to 1 Year .....	162	154	99	141.7	8	34	13	7	-	1
More than 1 Year .....	659	650	505	189.1	7	133	5	9	-	-
<b>Assault</b> .....	411	271	192	55.0	51	15	13	121	19	-
Data Reported .....	317	219	153	59.6	44	10	12	97	1	-
No Prior Record .....	101	46	28	59.3	13	2	3	55	-	-
Prior as Juvenile .....	9	7	3	70.0	2	-	2	2	-	-
Probation or Fine .....	69	48	28	42.3	16	-	4	20	1	-
Prison up to 1 Year .....	43	27	18	49.9	6	1	2	16	-	-
More than 1 Year .....	95	91	76	68.0	7	7	1	4	-	-
<b>Burglary</b> .....	141	100	62	59.2	16	10	12	40	1	-
Data Reported .....	118	83	49	50.9	15	9	10	34	1	-
No Prior Record .....	21	8	2	39.0	4	-	2	13	-	-
Prior as Juvenile .....	4	2	-	-	1	-	1	2	-	-
Probation or Fine .....	36	25	13	35.1	3	3	6	11	-	-
Prison up to 1 Year .....	19	14	9	45.3	3	1	1	4	1	-
More than 1 Year .....	38	34	25	62.2	4	5	-	4	-	-
<b>Larceny and Theft</b> .....	2,869	1,265	822	41.8	290	92	61	1,434	153	17
Data Reported .....	2,274	1,084	691	42.1	255	82	56	1,173	12	5
No Prior Record .....	881	218	95	38.5	102	10	11	652	9	2
Prior as Juvenile .....	45	30	20	37.2	6	1	3	15	-	-
Probation or Fine .....	607	266	147	37.1	68	23	28	338	3	-
Prison up to 1 Year .....	258	170	102	32.9	49	13	6	87	-	1
More than 1 Year .....	483	400	327	48.6	30	35	8	81	1	1
<b>Embezzlement</b> .....	1,953	586	243	31.7	303	24	16	1,348	11	8
Data Reported .....	1,725	518	225	32.0	258	21	14	1,201	2	4
No Prior Record .....	1,276	316	117	32.3	176	12	11	956	2	2
Prior as Juvenile .....	7	4	3	30.0	-	1	-	3	-	-
Probation or Fine .....	285	114	56	32.1	50	5	3	170	-	1
Prison up to 1 Year .....	81	39	21	27.9	18	-	-	42	-	-
More than 1 Year .....	76	45	28	33.9	14	3	-	30	-	1
<b>Fraud</b> .....	4,848	2,114	1,244	35.8	760	99	11	2,563	152	19
Data Reported .....	4,098	1,793	1,023	36.4	671	88	11	2,255	40	10
No Prior Record .....	2,467	841	404	32.5	398	30	9	1,586	33	7
Prior as Juvenile .....	27	11	5	24.0	6	-	-	16	-	-
Probation or Fine .....	898	422	237	39.3	159	25	1	469	6	1
Prison up to 1 Year .....	269	170	109	28.7	56	4	1	98	1	-
More than 1 Year .....	437	349	268	43.1	52	29	-	86	-	2
<b>Auto Theft</b> .....	429	306	218	52.3	44	29	15	120	3	-
Data Reported .....	373	264	193	50.3	34	25	12	109	-	-
No Prior Record .....	91	38	21	33.4	10	5	2	53	-	-
Prior as Juvenile .....	7	6	4	28.5	-	-	2	1	-	-
Probation or Fine .....	99	69	47	30.8	13	5	4	30	-	-
Prison up to 1 Year .....	41	32	22	88.1	5	4	1	9	-	-
More than 1 Year .....	135	119	89	55.6	6	11	3	16	-	-
<b>Forgery, Counterfeit</b> .....	1,909	1,075	721	41.9	280	46	28	825	6	3
Data Reported .....	1,723	967	642	42.1	263	39	23	754	-	2
No Prior Record .....	480	172	86	37.5	77	3	6	308	-	-
Prior as Juvenile .....	24	14	5	15.4	7	2	-	10	-	-
Probation or Fine .....	515	244	132	38.5	93	12	7	270	-	1
Prison up to 1 Year .....	241	157	98	35.5	46	6	7	83	-	1
More than 1 Year .....	463	380	321	49.2	40	16	3	83	-	-

Table 6  
U.S. District Courts  
Prior Criminal Record of Defendants Sentenced After Conviction by Major Offense  
During the Twelve Month Period Ended June 30, 1982  
(continued)

Offense and Prior Record	Total	Imprisonment					Probation	Fine	Other <sup>6</sup>	
		Total	Regular Terms <sup>1</sup>		Other Terms					
			Number	Average Months <sup>2</sup>	Split <sup>3</sup>	Indeterminate <sup>4</sup>				Y.C.A. <sup>5</sup>
<b>Sex Offenses</b> .....	107	81	54	99.0	5	12	10	19	5	2
Data Reported .....	82	65	45	110.2	4	11	5	16	-	1
No Prior Record .....	32	21	12	60.8	2	4	3	11	-	-
Prior as Juvenile .....	6	6	5	146.4	1	-	-	-	-	-
Probation or Fine .....	21	17	13	122.8	1	1	2	4	-	-
Prison up to 1 Year .....	12	10	6	77.0	-	4	-	1	-	-
More than 1 Year .....	11	11	9	160.0	-	2	-	-	-	1
<b>Marijuana</b> .....	2,436	1,545	1,229	56.5	205	80	31	776	96	19
Data Reported .....	1,891	1,320	1,054	58.4	168	72	26	563	7	1
No Prior Record .....	1,072	701	560	55.4	98	25	18	365	5	1
Prior as Juvenile .....	8	3	2	78.0	-	1	-	5	-	-
Probation or Fine .....	521	376	291	59.0	52	26	7	143	2	-
Prison up to 1 Year .....	106	79	61	46.0	10	8	-	27	-	-
More than 1 Year .....	184	161	140	73.8	8	12	1	23	-	-
<b>Narcotics</b> .....	2,673	2,118	1,605	66.1	279	169	65	543	7	5
Data Reported .....	2,289	1,824	1,378	66.2	245	142	59	463	1	1
No Prior Record .....	1,071	772	559	59.6	120	59	34	298	1	-
Prior as Juvenile .....	20	15	10	43.8	3	-	-	5	-	-
Probation or Fine .....	575	480	354	62.9	82	25	19	94	-	-
Prison up to 1 Year .....	219	182	132	65.9	26	21	3	37	-	1
More than 1 Year .....	404	375	323	82.0	14	37	1	29	-	-
<b>Other Drugs</b> .....	1,227	923	682	59.0	159	63	19	298	6	-
Data Reported .....	1,034	777	573	60.8	134	52	18	255	2	-
No Prior Record .....	428	273	181	62.0	71	12	9	154	1	-
Prior as Juvenile .....	10	7	1	24.0	4	2	-	3	-	-
Probation or Fine .....	311	241	177	51.8	37	22	5	68	1	-
Prison up to 1 Year .....	98	86	54	54.2	8	10	3	12	-	-
More than 1 Year .....	187	170	149	73.2	14	6	1	17	-	-
<b>Weapons and Firearms</b> .....	1,520	952	673	40.0	198	53	28	552	14	2
Data Reported .....	1,341	829	584	40.9	173	47	25	507	4	1
No Prior Record .....	264	106	66	49.7	33	3	4	157	1	-
Prior as Juvenile .....	20	11	7	21.4	3	1	-	9	-	-
Probation or Fine .....	332	169	96	39.8	53	7	13	162	1	-
Prison up to 1 Year .....	153	88	59	34.4	20	6	3	45	-	-
More than 1 Year .....	592	455	356	41.1	64	30	5	134	2	1
<b>Extort., Racketeering, and Threats</b> .....	458	341	268	71.0	44	24	5	110	6	1
Data Reported .....	390	294	230	69.8	36	23	5	94	1	1
No Prior Record .....	191	132	97	65.4	23	12	-	59	-	-
Prior as Juvenile .....	1	1	1	48.0	-	-	-	-	-	-
Probation or Fine .....	78	55	45	73.5	5	3	2	23	-	-
Prison up to 1 Year .....	34	29	25	64.3	1	2	1	4	1	-
More than 1 Year .....	86	77	62	76.7	7	6	2	8	-	1
<b>Immigration</b> .....	2,281	1,093	611	18.8	382	85	15	1,097	26	65
Data Reported .....	1,298	770	393	22.7	291	73	13	512	2	14
No Prior Record .....	536	207	83	20.9	115	5	4	316	2	11
Prior as Juvenile .....	10	8	5	22.8	3	-	-	2	-	-
Probation or Fine .....	316	177	86	26.5	73	11	7	138	-	1
Prison up to 1 Year .....	297	260	149	20.9	76	33				

**Part II**  
**Historical Offense Tables**



Table H-1  
U.S. District Courts  
Disposition of Defendants Charged with Violation of Immigration Laws  
Showing Convicted and Not Convicted  
During the Twelve Month Periods Ended June 30, 1961 through 1982

Year	Total Defendants	Not Convicted				Convicted and Sentenced				
		Total	Dis- missed <sup>1</sup>	Acquitted by		Total	Plea of		Convicted by	
				Court	Jury		Guilty	Nolo Conten- dere <sup>2</sup>	Court	Jury
1961 ...	2,341	99	91	5	3	2,242	2,214	-	15	13
1962 ...	2,349	84	76	3	5	2,265	2,229	-	15	21
1963 ...	2,554	72	63	2	7	2,482	2,445	-	20	17
1964 ...	2,646	58	44	6	8	2,588	2,565	-	8	15
1965 ...	3,352	67	55	5	7	3,285	3,261	-	15	9
1966 ...	3,110	77	60	8	9	3,033	2,991	-	15	27
1967 ...	3,312	92	80	5	7	3,220	3,178	-	16	26
1968 ...	2,536	75	63	8	4	2,461	2,395	-	25	41
1969 ...	4,045	86	75	2	9	3,959	3,895	-	20	44
1970 ...	4,358	179	157	10	12	4,179	4,085	-	20	74
1971 ...	5,325	357	324	7	26	4,968	4,865	-	25	78
1972 ...	5,873	301	281	9	11	5,572	5,484	-	32	56
1973 ...	2,237	234	202	18	14	2,003	1,917	-	44	42
1974 ...	2,034	288	268	6	14	1,746	1,623	-	59	64
1975 ...	1,958	313	302	5	6	1,645	1,543	-	48	54
1976 ...	2,246	267	244	9	14	1,979	1,869	-	50	60
1977 ...	1,610	214	185	13	16	1,396	1,295	-	50	51
1978 ...	2,121	308	285	1	22	1,813	1,687	-	45	81
1979 ...	2,417	377	343	4	30	2,040	1,875	-	47	118
1980 ...	2,534	390	358	3	29	2,144	1,992	-	58	94
1981 ...	2,823	652	631	5	16	2,171	2,018	-	64	89
1982 ...	2,655	374	347	6	21	2,281	2,147	6	38	90

<sup>1</sup> Beginning in 1968, defendants who were committed pursuant to Title 28 U.S.C. Section 2902(b) of the Narcotic Addict Rehabilitation Act are included in the dismissed column through 1981.

<sup>2</sup> Prior to 1982, pleas of nolo contendere are included with pleas of guilty.

**Note:** The District of Columbia is excluded from the data through 1973. The territorial courts of the Virgin Islands, Canal Zone, and Guam are excluded through 1976.

Table H-1a  
 U.S. District Courts  
 Disposition of Defendants Charged with Violation of Immigration Laws  
 Showing Type of Sentence  
 During the Twelve Month Periods Ended June 30, 1961 through 1982

Year	Total Imprisonment	Regular Sentences to Imprisonment <sup>1</sup>					Other Sentences To Imprisonment			Probation <sup>2</sup>					Fine and Other <sup>7</sup>	
		1-12 Months	13-35 Months	36-59 Months	60 Mos. and Over	Average Sentence in Months <sup>3</sup>	Split Sentences <sup>4</sup>	Indeterminate <sup>5</sup>	Y.C.A. or Y.O. <sup>6</sup>	Total	1-12 Months	13-24 Months	25-36 Months	37 Mos. and Over		Average Sentence in Months
1961 ...	1,366	893	472	-	1	9.9	*	-	-	437	-	-	-	-	-	-
1962 ...	1,302	878	419	1	4	10.1	*	-	-	450	-	-	-	-	-	439
1963 ...	1,181	850	321	4	6	10.0	-	-	-	304	-	-	-	-	-	513
1964 ...	1,113	811	276	13	2	9.5	11	-	-	159	-	-	-	-	-	997
1965 ...	1,546	1,197	334	6	2	8.2	7	-	-	151	-	-	-	-	-	1,316
1966 ...	1,564	1,270	228	12	-	6.2	54	-	-	226	-	-	-	-	-	1,588
1967 ...	1,607	1,333	235	11	2	6.9	26	-	-	155	-	-	-	-	-	1,243
1968 ...	919	755	127	8	1	7.2	28	-	-	199	-	-	-	-	-	1,458
1969 ...	1,448	1,215	152	25	9	7.0	47	-	-	294	-	-	-	-	-	1,343
1970 ...	1,435	1,232	151	14	11	6.7	27	-	-	330	-	-	-	-	-	2,217
1971 ...	1,475	852	179	38	26	8.2	380	-	-	987	-	-	-	-	-	2,414
1972 ...	2,385	1,965	195	43	18	6.4	164	-	-	552	-	-	-	-	-	2,506
1973 ...	1,245	634	205	46	50	11.0	310	-	-	419	-	-	-	-	-	2,635
1974 ...	1,143	386	231	65	63	13.3	398	-	-	476	-	-	-	-	-	339
1975 ...	992	420	183	45	29	10.7	315	-	-	500	-	-	-	-	-	127
1976 ...	1,166	531	164	32	28	9.0	411	-	-	738	-	-	-	-	-	153
1977 ...	857	302	210	52	37	14.0	256	-	-	506	-	-	-	-	-	75
1978 ...	1,076	320	231	103	41	20.5	311	55	15	704	77	174	188	-	-	33
1979 ...	981	291	176	90	39	21.7	329	47	9	1,021	82	213	430	265	38.8	33
1980 ...	1,051	317	159	50	23	16.9	419	65	18	1,051	79	182	345	296	37.9	38
1981 ...	964	311	169	51	19	16.6	351	56	7	1,158	124	218	405	445	41.4	42
1982 ...	1,093	326	187	66	32	18.8	382	85	15	1,097	160	226	324	411	38.5	49
														387	37.5	91

H-3

<sup>1</sup> Includes sentences of more than six months which are to be followed by a term of probation (mixed sentences).  
<sup>2</sup> Prior to 1978, probation terms and average sentences are not shown separately.  
<sup>3</sup> Excludes split sentences, indeterminate sentences, Youth Corrections Act/offender sentences, and life sentences beginning in 1978.  
<sup>4</sup> A split sentence is a sentence on a one count indictment of six months or less in a jail type institution followed by a term of probation, Title 18 U.S.C. Section 3651. Included in these figures are mixed sentences involving confinement for six months or less on one count, to be followed by a term of probation on one or more other counts.  
<sup>5</sup> Title 18 U.S.C. Sections 4205 B (1) and (2). Included in Total Imprisonment prior to 1978.  
<sup>6</sup> Title 18 U.S.C. Section 5010 (B)(C). Included in Total Imprisonment prior to 1978.  
<sup>7</sup> Includes deportation, suspended sentences, imprisonment for four days or less or for time already served, remitted and suspended fines.  
 \* Split sentences are included in prison terms "1 - 12 months."

Note: The District of Columbia is excluded from the data through 1973. The territorial courts of the Virgin Islands, Canal Zone, and Guam are excluded through 1976.

Table H-2  
 U.S. District Courts  
 Disposition of Defendants Charged with Income Tax Fraud  
 Showing Convicted and Not Convicted  
 During the Twelve Month Periods Ended June 30, 1961 through 1982

Year	Total Defendants	Not Convicted				Convicted and Sentenced				
		Total	Dis- missed <sup>1</sup>	Acquitted by		Total	Plea of		Convicted by	
				Court	Jury		Guilty	Nolo Conten- dere <sup>2</sup>	Court	Jury
1961 ...	659	87	58	5	24	572	516	-	13	43
1962 ...	648	103	72	5	26	545	469	-	13	63
1963 ...	692	121	91	5	25	571	494	-	15	62
1964 ...	692	95	65	3	27	597	507	-	23	67
1965 ...	688	114	66	23	25	574	498	-	14	62
1966 ...	679	86	60	8	18	593	518	-	19	56
1967 ...	636	94	71	4	19	542	484	-	14	44
1968 ...	604	106	72	7	27	498	432	-	15	51
1969 ...	587	95	77	5	13	502	425	-	17	60
1970 ...	597	104	85	4	15	483	423	-	14	46
1971 ...	912	220	166	9	45	692	583	-	22	87
1972 ...	907	155	118	2	35	752	633	-	27	92
1973 ...	1,197	199	138	7	54	998	842	-	32	124
1974 ...	1,423	261	202	11	48	1,162	983	-	41	138
1975 ...	1,391	233	161	16	56	1,158	1,006	-	30	122
1976 ...	1,385	228	157	14	57	1,157	967	-	30	160
1977 ...	1,693	204	147	7	50	1,489	1,273	-	30	186
1978 ...	1,459	244	173	7	64	1,215	1,015	-	30	170
1979 ...	1,628	234	162	6	66	1,394	1,147	-	41	206
1980 ...	1,539	253	179	7	67	1,286	1,063	-	35	188
1981 ...	1,436	195	122	12	61	1,241	1,009	-	40	192
1982 ...	1,147	148	116	5	27	999	753	43	31	172

<sup>1</sup> Beginning in 1968, defendants who were committed pursuant to Title 28 U.S.C. Section 2902(b) of the Narcotic Addict Rehabilitation Act are included in the dismissed column through 1981.

<sup>2</sup> Prior to 1982, pleas of nolo contendere are included with pleas of guilty.

**Note:** The District of Columbia is excluded from the data through 1973. The territorial courts of the Virgin Islands, Canal Zone, and Guam are excluded through 1976.



Table H-2a  
U.S. District Courts  
Disposition of Defendants Charged with Income Tax Fraud  
Showing Type of Sentence  
During the Twelve Month Periods Ended June 30, 1961 through 1982

Year	Total Imprisonment	Regular Sentences to Imprisonment <sup>1</sup>					Other Sentences To Imprisonment			Probation <sup>2</sup>					Fine and Other <sup>7</sup>	
		1-12 Months	13-35 Months	36-59 Months	60 Mos. and Over	Average Sentence in Months <sup>3</sup>	Split Sentences <sup>4</sup>	Indeterminate <sup>5</sup>	Y.C.A. or Y.O. <sup>6</sup>	Total	1-12 Months	13-24 Months	25-36 Months	37 Mos. and Over		Average Sentence in Months
1961 ...	205	137	50	11	7	11.4	*	-	-	266	-	-	-	-	-	101
1962 ...	214	150	48	10	6	45.5	*	-	-	248	-	-	-	-	-	83
1963 ...	236	179	44	6	7	30.8	-	-	-	246	-	-	-	-	-	89
1964 ...	237	173	45	13	6	10.1	-	-	-	269	-	-	-	-	-	91
1965 ...	207	100	28	8	6	10.3	65	-	-	289	-	-	-	-	-	78
1966 ...	243	109	35	15	1	10.0	83	-	-	261	-	-	-	-	-	89
1967 ...	219	112	29	9	5	9.6	64	-	-	248	-	-	-	-	-	75
1968 ...	157	74	12	11	3	9.8	57	-	-	254	-	-	-	-	-	87
1969 ...	186	66	19	7	3	9.0	91	-	-	244	-	-	-	-	-	72
1970 ...	132	61	7	7	3	8.2	54	-	-	268	-	-	-	-	-	83
1971 ...	243	111	20	14	5	9.5	93	-	-	370	-	-	-	-	-	79
1972 ...	275	113	27	21	7	10.4	107	-	-	399	-	-	-	-	-	78
1973 ...	391	129	54	25	24	14.0	159	-	-	512	-	-	-	-	-	95
1974 ...	387	108	44	31	19	12.8	185	-	-	669	-	-	-	-	-	106
1975 ...	367	134	32	34	13	12.7	154	-	-	677	-	-	-	-	-	114
1976 ...	340	124	44	22	20	15.4	130	-	-	745	-	-	-	-	-	72
1977 ...	539	155	40	36	17	10.1	291	-	-	856	-	-	-	-	-	94
1978 ...	483	133	36	26	11	18.0	269	8	-	655	137	204	206	108	30.6	77
1979 ...	506	145	38	23	15	18.6	279	6	-	787	171	212	281	123	30.8	101
1980 ...	502	134	27	25	12	17.8	291	13	-	717	136	211	239	131	31.8	67
1981 ...	457	117	41	14	16	27.1	256	13	-	737	101	220	253	163	33.6	47
1982 ...	436	93	51	35	19	24.6	227	11	-	523	65	144	185	129	34.9	40

- <sup>1</sup> Includes sentences of more than six months which are to be followed by a term of probation (mixed sentences).  
<sup>2</sup> Prior to 1978, probation terms and average sentences are not shown separately.  
<sup>3</sup> Excludes split sentences, indeterminate sentences, Youth Corrections Act/offender sentences, and life sentences beginning in 1978.  
<sup>4</sup> A split sentence is a sentence on a one count indictment of six months or less in a jail type institution followed by a term of probation, Title 18 U.S.C. Section 3651. Included in these figures are mixed sentences involving confinement for six months or less on one count, to be followed by a term of probation on one or more other counts.  
<sup>5</sup> Title 18 U.S.C. Sections 4205 B (1) and (2). Included in Total Imprisonment prior to 1978.  
<sup>6</sup> Title 18 U.S.C. Section 5010 (B)(C). Included in Total Imprisonment prior to 1978.  
<sup>7</sup> Includes deportation, suspended sentences, imprisonment for four days or less or for time already served, remitted and suspended fines.

\* Split sentences are included in prison terms "1 - 12 months."

Note: The District of Columbia is excluded from the data through 1973. The territorial courts of the Virgin Islands, Canal Zone, and Guam are excluded through 1976.

9-H

Table H-3  
U.S. District Courts  
Disposition of Defendants Charged with Liquor Law Violations  
Showing Convicted and Not Convicted  
During the Twelve Month Periods Ended June 30, 1961 through 1982

Year	Total Defendants	Not Convicted				Convicted and Sentenced				
		Total	Dis- missed <sup>1</sup>	Acquitted by		Total	Plea of		Convicted by	
				Court	Jury		Guilty	Nolo Conten- dere <sup>2</sup>	Court	Jury
1961 ...	5,183	944	628	67	249	4,239	3,676	-	170	393
1962 ...	5,270	892	533	103	256	4,378	3,715	-	250	413
1963 ...	5,493	976	669	122	185	4,517	3,880	-	230	407
1964 ...	5,160	715	442	119	154	4,445	3,903	-	213	329
1965 ...	4,631	632	407	105	120	3,999	3,515	-	163	321
1966 ...	4,003	597	408	72	117	3,406	2,957	-	163	286
1967 ...	3,390	497	343	54	100	2,893	2,471	-	133	289
1968 ...	3,030	453	304	49	100	2,577	2,211	-	125	241
1969 ...	2,261	327	203	50	74	1,934	1,609	-	105	220
1970 ...	1,998	340	220	41	79	1,658	1,420	-	58	180
1971 ...	1,940	324	232	22	70	1,616	1,323	-	92	201
1972 ...	1,853	301	184	18	99	1,552	1,289	-	62	201
1973 ...	1,515	215	143	7	65	1,300	1,039	-	78	183
1974 ...	966	130	103	7	20	836	721	-	32	83
1975 ...	630	100	72	7	21	530	451	-	22	57
1976 ...	322	42	35	-	7	280	252	-	8	20
1977 ...	188	23	18	-	5	165	148	-	6	11
1978 ...	158	29	26	-	3	129	114	-	4	11
1979 ...	75	15	8	-	7	60	55	-	4	1
1980 ...	42	7	7	-	-	35	35	-	-	-
1981 ...	53	5	5	-	-	48	33	-	2	13
1982 ...	40	7	6	-	1	33	28	-	1	4

<sup>1</sup> Beginning in 1968, defendants who were committed pursuant to Title 28 U.S.C. Section 2902(b) of the Narcotic Addict Rehabilitation Act are included in the dismissed column through 1981.

<sup>2</sup> Prior to 1982, pleas of nolo contendere are included with pleas of guilty.

**Note:** The District of Columbia is excluded from the data through 1973. The territorial courts of the Virgin Islands, Canal Zone, and Guam are excluded through 1976.

Table H-3a  
U.S. District Courts  
Disposition of Defendants Charged with Liquor Law Violations  
Showing Type of Sentence  
During the Twelve Month Periods Ended June 30, 1961 through 1982

Year	Total Imprisonment	Regular Sentences to Imprisonment <sup>1</sup>					Other Sentences To Imprisonment			Probation <sup>2</sup>					Fine and Other <sup>7</sup>	
		1-12 Months	13-35 Months	36-59 Months	60 Mos. and Over	Average Sentence in Months <sup>3</sup>	Split Sentences <sup>4</sup>	Indeterminate <sup>5</sup>	Y.C.A. or Y.O. <sup>6</sup>	Total	1-12 Months	13-24 Months	25-36 Months	37 Mos. and Over		Average Sentence in Months
1961 ...	1,750	693	862	168	27	15.6	*	-	-	2,366	-	-	-	-	-	123
1962 ...	1,772	807	799	148	18	15.2	*	-	-	2,475	-	-	-	-	-	131
1963 ...	1,761	489	741	156	36	15.3	339	-	-	2,605	-	-	-	-	-	151
1964 ...	1,760	569	715	121	18	13.9	337	-	-	2,542	-	-	-	-	-	143
1965 ...	1,662	636	467	138	19	14.2	402	-	-	2,181	-	-	-	-	-	156
1966 ...	1,418	512	402	103	24	14.2	377	-	-	1,912	-	-	-	-	-	76
1967 ...	1,187	366	298	89	17	13.2	417	-	-	1,597	-	-	-	-	-	109
1968 ...	1,095	359	271	89	24	14.0	352	-	-	1,413	-	-	-	-	-	69
1969 ...	845	266	178	92	10	13.5	299	-	-	1,047	-	-	-	-	-	42
1970 ...	645	201	160	55	17	14.4	212	-	-	972	-	-	-	-	-	41
1971 ...	676	231	139	77	15	15.0	214	-	-	889	-	-	-	-	-	51
1972 ...	569	155	154	52	13	15.5	195	-	-	924	-	-	-	-	-	59
1973 ...	511	127	116	49	8	13.3	211	-	-	758	-	-	-	-	-	31
1974 ...	299	71	67	31	19	18.1	111	-	-	488	-	-	-	-	-	49
1975 ...	133	22	38	17	3	14.9	53	-	-	378	-	-	-	-	-	19
1976 ...	69	9	23	16	4	23.9	17	-	-	205	-	-	-	-	-	6
1977 ...	65	13	6	6	4	13.5	36	-	-	96	-	-	-	-	-	4
1978 ...	32	5	7	3	1	+	16	-	-	96	11	25	39	21	34.6	1
1979 ...	22	2	5	2	-	20.7	12	1	-	37	1	9	16	11	39.4	1
1980 ...	18	2	1	4	-	27.4	9	-	2	15	1	-	11	3	37.6	2
1981 ...	26	2	5	3	1	29.2	14	1	-	21	2	2	6	11	44.3	1
1982 ...	12	-	3	1	-	24.8	7	-	1	19	-	1	7	11	49.3	2

H-7

<sup>1</sup> Includes sentences of more than six months which are to be followed by a term of probation (mixed sentences).  
<sup>2</sup> Prior to 1978, probation terms and average sentences are not shown separately.  
<sup>3</sup> Excludes split sentences, Indeterminate sentences, Youth Corrections Act/offender sentences, and life sentences beginning in 1978.  
<sup>4</sup> A split sentence is a sentence on a one count indictment of six months or less in a jail type institution followed by a term of probation, Title 18 U.S.C. Section 3651. Included in these figures are mixed sentences involving confinement for six months or less on one count, to be followed by a term of probation on one or more other counts.  
<sup>5</sup> Title 18 U.S.C. Sections 4205 B (1) and (2). Included in Total Imprisonment prior to 1978.  
<sup>6</sup> Title 18 U.S.C. Section 5010 (B)(C). Included in Total Imprisonment prior to 1978.  
<sup>7</sup> Includes deportation, suspended sentences, imprisonment for four days or less or for time already served, remitted and suspended fines.

\* Split sentences are included in prison terms "1 - 12 months."  
 + Average not computed where number of defendants sentenced to prison was less than 25.

Note: The District of Columbia is excluded from the data through 1973. The territorial courts of the Virgin Islands, Canal Zone, and Guam are excluded through 1976.



Table H-4  
 U.S. District Courts  
 Disposition of Defendants Charged with Larceny and Theft  
 (excludes transportation of stolen property)  
 Showing Convicted and Not Convicted  
 During the Twelve Month Periods Ended June 30, 1961 through 1982

Year	Total Defendants	Not Convicted				Convicted and Sentenced				
		Total	Dis- missed <sup>1</sup>	Acquitted by		Total	Plea of		Convicted by	
				Court	Jury		Guilty	Nolo Conten- dere <sup>2</sup>	Court	Jury
1961 ...	2,583	247	153	19	75	2,336	2,149	-	74	113
1962 ...	2,883	334	224	29	81	2,549	2,193	-	239	117
1963 ...	2,826	362	255	53	54	2,464	2,125	-	214	125
1964 ...	2,711	293	200	42	51	2,418	2,231	-	64	123
1965 ...	2,585	329	227	32	70	2,256	2,037	-	85	134
1966 ...	2,558	335	224	38	73	2,223	1,960	-	102	161
1967 ...	2,544	407	309	43	55	2,137	1,871	-	94	172
1968 ...	2,717	435	332	35	68	2,282	1,999	-	85	198
1969 ...	2,792	511	395	48	68	2,281	1,992	-	94	195
1970 ...	3,097	609	447	55	107	2,488	2,143	-	101	244
1971 ...	4,140	1,052	877	55	120	3,088	2,695	-	105	288
1972 ...	4,020	780	627	21	132	3,240	2,817	-	119	304
1973 ...	3,913	754	587	34	133	3,159	2,727	-	149	183
1974 ...	3,786	786	654	29	103	3,000	2,704	-	114	182
1975 ...	4,406	753	615	38	100	3,653	3,204	-	187	262
1976 ...	4,829	915	766	63	86	3,914	3,425	-	162	327
1977 ...	5,228	839	676	46	117	4,389	3,940	-	195	254
1978 ...	5,046	774	641	41	92	4,272	3,923	-	131	218
1979 ...	4,352	704	576	38	90	3,648	3,309	-	139	200
1980 ...	3,701	686	579	24	83	3,015	2,682	-	149	184
1981 ...	3,753	727	603	25	99	3,026	2,690	-	107	229
1982 ...	3,557	688	591	18	79	2,869	2,578	19	67	205

<sup>1</sup> Beginning in 1968, defendants who were committed pursuant to Title 28 U.S.C. Section 2902(b) of the Narcotic Rehabilitation Act are included in the dismissed column through 1981.

<sup>2</sup> Prior to 1982, pleas of nolo contendere are included with pleas of guilty.

**Note:** The District of Columbia is excluded from the data through 1973. The territorial courts of the Virgin Islands, Canal Zone, and Guam are excluded through 1976.

Table H-4a  
 U.S. District Courts  
 Disposition of Defendants Charged with Larceny and Theft  
 (excludes transportation of stolen property)  
 Showing Type of Sentence  
 During the Twelve Month Periods Ended June 30, 1961 through 1982

Year	Total Imprisonment	Regular Sentences to Imprisonment <sup>1</sup>					Other Sentences To Imprisonment			Probation <sup>2</sup>					Fine and Other <sup>7</sup>	
		1-12 Months	13-35 Months	36-59 Months	60 Mos. and Over	Average Sentence in Months <sup>3</sup>	Split Sentences <sup>4</sup>	Indeterminate <sup>5</sup>	Y.C.A. or Y.O. <sup>6</sup>	Total	1-12 Months	13-24 Months	25-36 Months	37 Mos. and Over		Average Sentence in Months
1961 ...	1,156	484	361	224	87	19.9	*	-	-	1,075	-	-	-	-	-	105
1962 ...	1,172	410	374	310	78	24.3	*	-	-	1,287	-	-	-	-	-	90
1963 ...	1,103	273	338	312	75	25.3	105	-	-	1,282	-	-	-	-	-	79
1964 ...	1,089	306	349	248	90	24.3	96	-	-	1,267	-	-	-	-	-	62
1965 ...	1,032	342	233	264	89	25.3	104	-	-	1,161	-	-	-	-	-	63
1966 ...	996	302	220	238	73	23.1	173	-	-	1,176	-	-	-	-	-	51
1967 ...	1,005	263	252	260	131	29.8	99	-	-	1,063	-	-	-	-	-	69
1968 ...	1,058	244	212	268	173	30.3	161	-	-	1,174	-	-	-	-	-	50
1969 ...	996	181	214	281	167	33.3	153	-	-	1,241	-	-	-	-	-	44
1970 ...	1,006	189	190	304	171	32.8	152	-	-	1,433	-	-	-	-	-	49
1971 ...	1,325	238	267	327	268	33.4	225	-	-	1,690	-	-	-	-	-	73
1972 ...	1,366	277	247	364	254	33.0	224	-	-	1,783	-	-	-	-	-	91
1973 ...	1,319	224	230	391	210	31.2	263	-	-	1,751	-	-	-	-	-	89
1974 ...	1,102	222	201	304	137	28.3	238	-	-	1,829	-	-	-	-	-	53
1975 ...	1,400	213	248	458	236	33.9	245	-	-	2,178	-	-	-	-	-	75
1976 ...	1,461	231	313	458	210	31.2	249	-	-	2,301	-	-	-	-	-	152
1977 ...	1,678	272	342	482	203	29.8	379	-	-	2,195	-	-	-	-	-	516
1978 ...	1,683	276	343	314	152	32.1	366	102	130	2,170	560	567	672	371	29.8	419
1979 ...	1,334	224	215	234	146	34.0	374	55	86	2,031	625	477	571	358	28.9	283
1980 ...	1,145	182	192	175	127	35.5	295	105	69	1,541	431	393	430	287	29.7	329
1981 ...	1,269	219	197	194	180	37.2	334	89	56	1,546	528	302	458	257	28.4	211
1982 ...	1,265	170	182	249	221	41.8	290	92	61	1,434	469	279	416	270	30.1	170

<sup>1</sup> Includes sentences of more than six months which are to be followed by a term of probation (mixed sentences).

<sup>2</sup> Prior to 1978, probation terms and average sentences are not shown separately.

<sup>3</sup> Excludes split sentences, indeterminate sentences, Youth Corrections Act/offender sentences, and life sentences beginning in 1978.

<sup>4</sup> A split sentence is a sentence on a one count indictment of six months or less in a jail type institution followed by a term of probation, Title 18 U.S.C. Section 3651. Included in these figures are mixed sentences involving confinement for six months or less on one count, to be followed by a term of probation on one or more other counts.

<sup>5</sup> Title 18 U.S.C. Sections 4205 B (1) and (2). Included in Total Imprisonment prior to 1978.

<sup>6</sup> Title 18 U.S.C. Section 5010 (B)(C). Included in Total Imprisonment prior to 1978.

<sup>7</sup> Includes deportation, suspended sentences, imprisonment for four days or less or for time already served, remitted and suspended fines.

\* Split sentences are included in prison terms "1 - 12 months."

Note: The District of Columbia is excluded from the data through 1973. The territorial courts of the Virgin Islands, Canal Zone, and Guam are excluded through 1976.

6-H

Table H-5  
U.S. District Courts  
Disposition of Defendants Charged with Forgery  
Showing Convicted and Not Convicted  
During the Twelve Month Periods Ended June 30, 1961 through 1982

Year	Total Defendants	Not Convicted				Convicted and Sentenced				
		Total	Dis-mitted <sup>1</sup>	Acquitted by		Total	Plea of		Convicted by	
				Court	Jury		Guilty	Nolo Contendere <sup>2</sup>	Court	Jury
1961 ...	2,793	162	126	10	26	2,631	2,535	-	31	65
1962 ...	3,160	220	181	19	20	2,940	2,742	-	118	80
1963 ...	3,096	271	203	38	30	2,825	2,601	-	124	100
1964 ...	2,702	185	136	19	30	2,517	2,362	-	55	100
1965 ...	2,339	222	185	20	17	2,117	1,976	-	59	82
1966 ...	2,157	199	167	12	20	1,958	1,816	-	54	88
1967 ...	1,855	213	164	18	31	1,642	1,487	-	55	100
1968 ...	2,024	237	185	23	29	1,787	1,602	-	58	127
1969 ...	1,672	231	178	22	31	1,441	1,286	-	37	118
1970 ...	2,039	293	241	19	38	1,741	1,536	-	63	142
1971 ...	2,499	457	381	25	51	2,042	1,835	-	76	131
1972 ...	2,748	483	401	18	64	2,265	2,022	-	76	167
1973 ...	2,629	401	347	15	39	2,228	2,018	-	80	130
1974 ...	2,982	420	371	8	41	2,562	2,391	-	52	119
1975 ...	3,177	464	397	14	53	2,713	2,502	-	52	159
1976 ...	3,105	477	429	9	39	2,628	2,413	-	39	176
1977 ...	3,013	322	281	3	38	2,691	2,502	-	25	164
1978 ...	2,695	407	361	2	44	2,288	2,092	-	34	162
1979 ...	2,239	325	287	1	37	1,914	1,728	-	30	156
1980 ...	1,363	227	206	2	19	1,136	1,036	-	18	82
1981 ...	2,102	354	309	3	42	1,748	1,554	-	28	166
1982 ...	2,280	371	328	4	39	1,909	1,721	3	25	160

<sup>1</sup> Beginning in 1968, defendants who were committed pursuant to Title 28 U.S.C. Section 2902(b) of the Narcotic Rehabilitation Act are included in the dismissed column through 1981.

<sup>2</sup> Prior to 1982, pleas of nolo contendere are included with pleas of guilty.

**Note:** The District of Columbia is excluded from the data through 1973. The territorial courts of the Virgin Islands, Canal Zone, and Guam are excluded through 1976. Statistics excludes counterfeiting and transportation of forged securities.



Table H-5a  
 U.S. District Courts  
 Disposition of Defendants Charged with Forgery  
 Showing Type of Sentence  
 During the Twelve Month Periods Ended June 30, 1961 through 1982

Year	Total Imprisonment	Regular Sentences to Imprisonment <sup>1</sup>					Other Sentences To Imprisonment			Probation <sup>2</sup>					Fine and Other <sup>7</sup>	
		1-12 Months	13-35 Months	36-59 Months	60 Mos. and Over	Average Sentence in Months <sup>3</sup>	Split Sentences <sup>4</sup>	Indeterminate <sup>5</sup>	Y.C.A. or Y.O. <sup>6</sup>	Total	1-12 Months	13-24 Months	25-36 Months	37 Mos. and Over		Average Sentence in Months
1961 ...	1,513	426	590	330	167	25.9	*	-	-	1,095	-	-	-	-	-	23
1962 ...	1,591	410	640	377	164	27.3	*	-	-	1,324	-	-	-	-	-	25
1963 ...	1,425	276	584	305	150	26.8	110	-	-	1,365	-	-	-	-	-	35
1964 ...	1,255	285	510	256	106	24.4	98	-	-	1,236	-	-	-	-	-	26
1965 ...	1,047	273	303	261	105	27.1	105	-	-	1,042	-	-	-	-	-	28
1966 ...	979	241	291	234	107	27.3	106	-	-	963	-	-	-	-	-	16
1967 ...	809	179	239	217	96	28.3	78	-	-	823	-	-	-	-	-	10
1968 ...	896	157	232	273	150	35.4	84	-	-	887	-	-	-	-	-	4
1969 ...	762	99	198	249	144	36.2	72	-	-	670	-	-	-	-	-	9
1970 ...	837	113	218	256	128	32.5	122	-	-	895	-	-	-	-	-	9
1971 ...	964	134	242	294	145	32.7	149	-	-	1,071	-	-	-	-	-	7
1972 ...	982	164	220	298	152	32.4	148	-	-	1,267	-	-	-	-	-	16
1973 ...	1,023	160	233	312	153	31.5	155	-	-	1,191	-	-	-	-	-	14
1974 ...	1,010	129	248	323	120	29.9	190	-	-	1,539	-	-	-	-	-	13
1975 ...	1,050	151	231	375	135	31.6	158	-	-	1,646	-	-	-	-	-	17
1976 ...	1,174	148	277	422	197	34.6	130	-	-	1,448	-	-	-	-	-	6
1977 ...	1,293	160	297	416	187	31.2	233	-	-	1,377	-	-	-	-	-	21
1978 ...	1,089	141	197	223	121	34.7	264	75	68	1,182	81	342	484	275	35.7	17
1979 ...	2,239	103	185	169	95	36.3	228	59	32	1,020	52	264	443	261	36.8	23
1980 ...	522	83	114	94	56	36.6	122	31	22	602	40	141	257	164	37.0	12
1981 ...	966	95	167	194	138	41.0	234	90	48	775	50	173	329	223	37.8	7
1982 ...	1,075	132	198	190	201	41.9	280	46	28	825	55	169	352	249	38.9	9

H-11

<sup>1</sup> Includes sentences of more than six months which are to be followed by a term of probation (mixed sentences).  
<sup>2</sup> Prior to 1978, probation terms and average sentences are not shown separately.  
<sup>3</sup> Excludes split sentences, indeterminate sentences, Youth Corrections Act/offender sentences, and life sentences beginning in 1978.  
<sup>4</sup> A split sentence is a sentence on a one count indictment of six months or less in a jail type institution followed by a term of probation, Title 18 U.S.C. Section 3651. Included in these figures are mixed sentences involving confinement for six months or less on one count, to be followed by a term of probation on one or more other counts.  
<sup>5</sup> Title 18 U.S.C. Sections 4205 B (1) and (2). Included in Total Imprisonment prior to 1978.  
<sup>6</sup> Title 18 U.S.C. Section 5010 (B)(C). Included in Total Imprisonment prior to 1978.  
<sup>7</sup> Includes deportation, suspended sentences, imprisonment for four days or less or for time already served, remitted and suspended fines.

\* Split sentences are included in prison terms "1 - 12 months."

Note: The District of Columbia is excluded from the data through 1973. The territorial courts of the Virgin Islands, Canal Zone, and Guam are excluded through 1976. Statistics excludes counterfeiting and transportation of forged securities for all years.

Table H-6  
U.S. District Courts  
Disposition of Defendants Charged with Assault and Homicide  
Showing Convicted and Not Convicted  
During the Twelve Month Periods Ended June 30, 1961 through 1982

Year	Total Defendants	Not Convicted				Convicted and Sentenced				
		Total	Dis- missed <sup>1</sup>	Acquitted by		Total	Plea of		Convicted by	
				Court	Jury		Guilty	Nolo Conten- dere <sup>2</sup>	Court	Jury
1961 ...	211	51	30	4	17	160	113	-	20	27
1962 ...	168	41	25	1	15	127	100	-	4	23
1963 ...	237	55	29	11	15	182	113	-	35	34
1964 ...	295	62	32	10	20	233	168	-	20	45
1965 ...	283	71	39	12	20	212	166	-	18	28
1966 ...	320	66	43	5	18	254	173	-	27	54
1967 ...	334	85	59	6	20	249	173	-	24	52
1968 ...	376	108	58	12	38	268	190	-	23	55
1969 ...	469	115	70	14	31	354	227	-	39	88
1970 ...	549	159	90	10	59	390	263	-	36	91
1971 ...	603	239	170	18	51	364	242	-	31	91
1972 ...	661	222	133	20	69	439	308	-	32	99
1973 ...	728	212	155	12	45	516	367	-	33	116
1974 ...	827	248	168	29	51	579	417	-	44	118
1975 ...	874	269	215	4	50	605	450	-	43	112
1976 ...	1,075	343	270	15	58	732	546	-	41	145
1977 ...	921	256	180	6	70	665	474	-	38	153
1978 ...	844	227	169	7	51	617	463	-	29	125
1979 ...	768	230	184	6	40	538	392	-	41	105
1980 ...	767	241	190	4	47	526	363	-	45	118
1981 ...	798	241	191	5	45	557	393	-	31	133
1982 ...	778	237	179	11	47	541	398	7	21	115

<sup>1</sup> Beginning in 1968, defendants who were committed pursuant to Title 28 U.S.C. Section 2902(b) of the Narcotic Addict Rehabilitation Act are included in the dismissed column through 1981.

<sup>2</sup> Prior to 1982, pleas of nolo contendere are included with pleas of guilty.

**Note:** The District of Columbia is excluded from the data through 1973. The territorial courts of the Virgin Islands, Canal Zone, and Guam are excluded through 1976.

Table H-6a  
 U.S. District Courts  
 Disposition of Defendants Charged with Assault and Homicide  
 Showing Type of Sentence  
 During the Twelve Month Periods Ended June 30, 1961 through 1982

Year	Total Imprisonment	Regular Sentences to Imprisonment <sup>1</sup>					Other Sentences To Imprisonment			Probation <sup>2</sup>					Fine and Other <sup>7</sup>	
		1-12 Months	13-35 Months	36-59 Months	60 Mos. and Over	Average Sentence in Months <sup>3</sup>	Split Sentences <sup>4</sup>	Indeterminate <sup>5</sup>	Y.C.A. or Y.O. <sup>6</sup>	Total	1-12 Months	13-24 Months	25-36 Months	37 Mos. and Over		Average Sentence in Months
1961 ...	107	36	24	26	21	60.9	*	-	-	41	-	-	-	-	-	12
1962 ...	85	22	21	21	21	40.9	*	-	-	31	-	-	-	-	-	11
1963 ...	100	22	18	21	34	68.2	5	-	-	70	-	-	-	-	-	12
1964 ...	122	39	35	19	21	48.7	8	-	-	99	-	-	-	-	-	12
1965 ...	135	27	19	34	43	62.9	12	-	-	69	-	-	-	-	-	8
1966 ...	152	44	30	42	28	42.6	8	-	-	96	-	-	-	-	-	6
1967 ...	146	35	21	44	29	59.5	17	-	-	92	-	-	-	-	-	11
1968 ...	159	29	28	48	46	76.5	8	-	-	97	-	-	-	-	-	12
1969 ...	209	50	26	48	75	77.7	10	-	-	119	-	-	-	-	-	26
1970 ...	229	43	47	67	46	54.6	26	-	-	144	-	-	-	-	-	17
1971 ...	216	47	35	53	52	54.6	29	-	-	120	-	-	-	-	-	28
1972 ...	256	59	34	72	78	57.2	15	-	-	142	-	-	-	-	-	41
1973 ...	282	59	37	69	81	62.0	36	-	-	202	-	-	-	-	-	32
1974 ...	337	72	53	68	107	75.2	37	-	-	216	-	-	-	-	-	26
1975 ...	297	69	36	82	94	70.1	16	-	-	276	-	-	-	-	-	32
1976 ...	372	98	54	87	116	60.6	17	-	-	321	-	-	-	-	-	39
1977 ...	387	84	47	81	120	75.8	55	-	-	245	-	-	-	-	-	33
1978 ...	353	65	33	50	99	69.1	51	24	31	230	66	53	73	38	27.9	34
1979 ...	314	52	42	60	69	74.3	55	17	19	169	44	50	51	24	27.9	55
1980 ...	302	56	49	37	67	66.4	46	26	21	174	51	40	56	27	28.7	50
1981 ...	343	76	35	48	76	64.8	50	32	26	175	44	44	57	30	29.2	39
1982 ...	360	64	38	42	106	76.7	58	28	24	135	42	30	39	24	28.5	46

H-13

<sup>1</sup> Includes sentences of more than six months which are to be followed by a term of probation (mixed sentences).  
<sup>2</sup> Prior to 1978, probation terms and average sentences are not shown separately.  
<sup>3</sup> Excludes split sentences, indeterminate sentences, Youth Corrections Act/offender sentences, and life sentences beginning in 1978.  
<sup>4</sup> A split sentence is a sentence on a one count indictment of six months or less in a jail type institution followed by a term of probation, Title 18 U.S.C. Section 3651. Included in these figures are mixed sentences involving confinement for six months or less on one count, to be followed by a term of probation on one or more other counts.  
<sup>5</sup> Title 18 U.S.C. Sections 4205 B (1) and (2). Included in Total Imprisonment prior to 1978.  
<sup>6</sup> Title 18 U.S.C. Section 5010 (B)(C). Included in Total Imprisonment prior to 1978.  
<sup>7</sup> Includes deportation, suspended sentences, imprisonment for four days or less or for time already served, remitted and suspended fines.  
 \* Split sentences are included in prison terms "1 - 12 months."

Note: The District of Columbia is excluded from the data through 1973. The territorial courts of the Virgin Islands, Canal Zone, and Guam are excluded through 1976.



Table H-7  
U.S. District Courts  
Disposition of Defendants Charged with Homicide  
Showing Convicted and Not Convicted  
During the Twelve Month Periods Ended June 30, 1961 through 1982

Year	Total Defendants	Not Convicted				Convicted and Sentenced				
		Total	Dis- missed <sup>1</sup>	Acquitted by		Total	Plea of		Convicted by	
				Court	Jury		Guilty	Nolo Conten- dere <sup>2</sup>	Court	Jury
1961 ...	51	22	9	1	12	29	21	-	1	7
1962 ...	32	7	6	-	1	25	19	-	-	6
1963 ...	44	14	7	3	4	30	21	-	4	5
1964 ...	43	11	5	1	5	32	22	-	2	8
1965 ...	53	14	10	1	3	39	29	-	4	6
1966 ...	54	23	15	2	6	31	16	-	3	12
1967 ...	53	17	11	1	5	36	22	-	-	14
1968 ...	65	29	13	2	14	36	25	-	2	9
1969 ...	57	19	14	3	2	38	30	-	-	8
1970 ...	67	21	9	-	12	46	33	-	3	10
1971 ...	93	41	26	5	10	52	36	-	3	13
1972 ...	85	26	12	4	10	59	40	-	2	17
1973 ...	104	24	17	1	6	80	60	-	1	19
1974 ...	138	32	18	5	9	106	74	-	7	25
1975 ...	138	45	36	-	9	93	62	-	3	28
1976 ...	161	53	38	2	13	108	68	-	3	37
1977 ...	153	36	20	1	15	117	69	-	4	44
1978 ...	159	41	23	-	18	118	69	-	8	41
1979 ...	150	31	22	1	8	119	82	-	4	33
1980 ...	170	62	47	-	15	108	62	-	6	40
1981 ...	168	49	34	1	14	119	69	-	8	42
1982 ...	172	42	29	2	11	130	75	4	7	44

<sup>1</sup> Beginning in 1968, defendants who were committed pursuant to Title 28 U.S.C. Section 2902(b) of the Narcotic Addict Rehabilitation Act are included in the dismissed column through 1981.

<sup>2</sup> Prior to 1982, pleas of nolo contendere are included with pleas of guilty.

**Note:** The District of Columbia is excluded from the data through 1973. The territorial courts of the Virgin Islands, Canal Zone, and Guam are excluded through 1976.

Table H-7a  
 U.S. District Courts  
 Disposition of Defendants Charged with Homicide  
 Showing Type of Sentence  
 During the Twelve Month Periods Ended June 30, 1961 through 1982

Year	Total Imprisonment	Regular Sentences to Imprisonment <sup>1</sup>					Other Sentences To Imprisonment			Probation <sup>2</sup>					Fine and Other <sup>7</sup>	
		1-12 Months	13-35 Months	36-59 Months	60 Mos. and Over	Average Sentence in Months <sup>3</sup>	Split Sentences <sup>4</sup>	Indeterminate <sup>5</sup>	Y.C.A. or Y.O. <sup>6</sup>	Total	1-12 Months	13-24 Months	25-36 Months	37 Mos. and Over		Average Sentence in Months
1961 ...	24	3	6	5	10	+	*	-	-	5	-	-	-	-	-	-
1962 ...	22	3	4	4	11	+	*	-	-	3	-	-	-	-	-	-
1963 ...	20	2	3	3	12	+	-	-	-	10	-	-	-	-	-	-
1964 ...	20	2	3	3	12	+	-	-	-	9	-	-	-	-	-	3
1965 ...	29	3	2	6	16	130.3	2	-	-	10	-	-	-	-	-	-
1966 ...	28	2	6	4	16	96.9	-	-	-	3	-	-	-	-	-	-
1967 ...	29	-	2	6	15	182.8	6	-	-	7	-	-	-	-	-	-
1968 ...	32	1	3	5	23	210.8	-	-	-	4	-	-	-	-	-	-
1969 ...	30	1	1	4	22	272.2	2	-	-	8	-	-	-	-	-	-
1970 ...	37	-	4	13	18	164.9	2	-	-	9	-	-	-	-	-	-
1971 ...	40	1	5	6	25	145.7	3	-	-	12	-	-	-	-	-	-
1972 ...	49	-	5	15	29	121.6	-	-	-	10	-	-	-	-	-	-
1973 ...	59	1	4	12	39	164.0	3	-	-	20	-	-	-	-	-	1
1974 ...	89	1	15	18	52	179.8	3	-	-	17	-	-	-	-	-	-
1975 ...	66	-	3	13	48	160.6	2	-	-	27	-	-	-	-	-	-
1976 ...	84	4	6	16	57	125.1	1	-	-	24	-	-	-	-	-	-
1977 ...	99	4	8	24	57	191.4	6	-	-	18	-	-	-	-	-	-
1978 ...	87	4	5	9	46	132.9	6	8	9	18	-	2	10	6	-	13
1979 ...	85	3	5	15	42	167.1	7	6	7	15	2	1	9	3	35.6	19
1980 ...	69	2	9	8	32	148.5	4	11	3	15	1	1	6	7	43.2	24
1981 ...	81	2	8	19	33	111.8	4	8	7	19	1	2	10	6	41.1	19
1982 ...	89	2	8	14	34	148.6	7	13	11	14	1	1	6	6	41.1	27

H-15

<sup>1</sup> Includes sentences of more than six months which are to be followed by a term of probation (mixed sentences).  
<sup>2</sup> Prior to 1978, probation terms and average sentences are not shown separately.  
<sup>3</sup> Excludes split sentences, indeterminate sentences, Youth Corrections Act/offender sentences, and life sentences beginning in 1978.  
<sup>4</sup> A split sentence is a sentence on a one count indictment of six months or less in a jail type institution followed by a term of probation, Title 18 U.S.C. Section 3651. Included in these figures are mixed sentences involving confinement for six months or less on one count, to be followed by a term of probation on one or more other counts.  
<sup>5</sup> Title 18 U.S.C. Sections 4205 B (1) and (2). Included in Total Imprisonment prior to 1978.  
<sup>6</sup> Title 18 U.S.C. Section 5010 (B)(C). Included in Total Imprisonment prior to 1978.  
<sup>7</sup> Includes deportation, suspended sentences, imprisonment for four days or less or for time already served, remitted and suspended fines.

\* Split sentences are included in prison terms "1 - 12 months."  
 + Average not computed where number of defendants sentenced to prison was less than 25.

Note: The District of Columbia is excluded from the data through 1973. The territorial courts of the Virgin Islands, Canal Zone, and Guam are excluded through 1976.

Table H-8  
U.S. District Courts  
Disposition of Defendants Charged with Marihuana Violations  
Showing Convicted and Not Convicted  
During the Twelve Month Periods Ended June 30, 1960 through 1982

Year	Total Defendants	Not Convicted				Convicted and Sentenced				
		Total	Dis- missed <sup>1</sup>	Acquitted by		Total	Plea of		Convicted by	
				Court	Jury		Guilty	Nolo Conten- dere <sup>2</sup>	Court	Jury
1960 ...	566	108	75	10	23	458	342	-	30	86
1961 ...	453	96	70	7	19	357	273	-	15	69
1962 ...	462	83	62	6	15	379	279	-	38	62
1963 ...	490	66	51	8	7	424	340	-	19	65
1964 ...	415	62	47	9	6	353	279	-	23	51
1965 ...	523	53	37	8	8	470	386	-	12	72
1966 ...	746	96	75	11	10	650	557	-	13	80
1967 ...	961	189	158	17	14	772	666	-	31	75
1968 ...	1,433	297	236	27	34	1,136	942	-	53	141
1969 ...	2,189	517	438	32	47	1,672	1,463	-	58	151
1970 ...	2,082	551	491	29	31	1,531	1,359	-	35	137
1971 ...	3,323	1,322	1,258	18	46	2,001	1,822	-	43	136
1972 ...	3,410	750	666	24	60	2,660	2,370	-	91	199
1973 ...	4,340	841	747	34	60	3,499	3,014	-	196	289
1974 ...	4,084	987	897	25	65	3,097	2,607	-	212	278
1975 ...	3,852	1,008	925	19	64	2,844	2,345	-	216	283
1976 ...	3,283	843	743	28	72	2,440	1,904	-	228	308
1977 ...	2,767	628	544	18	66	2,139	1,705	-	151	283
1978 ...	1,902	562	504	7	51	1,340	1,061	-	97	182
1979 ...	1,934	540	453	20	67	1,394	1,000	-	81	313
1980 ...	1,690	569	483	26	60	1,121	772	-	90	259
1981 ...	2,388	695	585	13	97	1,693	1,090	-	135	468
1982 ...	3,246	810	668	29	113	2,436	1,807	28	188	413

<sup>1</sup> Beginning in 1968, defendants who were committed pursuant to Title 28 U.S.C. Section 2902(b) of the Narcotic Rehabilitation Act are included in the dismissed column through 1981.

<sup>2</sup> Prior to 1982, pleas of nolo contendere are included with pleas of guilty.

**Note:** The District of Columbia is excluded from the data through 1973. The territorial courts of the Virgin Islands, Canal Zone, and Guam are excluded through 1976.



Table H-8a  
 U.S. District Courts  
 Disposition of Defendants Charged with Marihuana Violations  
 Showing Type of Sentence  
 During the Twelve Month Periods Ended June 30, 1960 through 1982

Year	Total Imprisonment	Regular Sentences to Imprisonment <sup>1</sup>					Other Sentences To Imprisonment			Probation <sup>2</sup>					Fine and Other <sup>7</sup>	
		1-12 Months	13-35 Months	36-59 Months	60 Mos. and Over	Average Sentence in Months <sup>3</sup>	Split Sentences <sup>4</sup>	Indeterminate <sup>5</sup>	Y.C.A. or Y.O. <sup>6</sup>	Total	1-12 Months	13-24 Months	25-36 Months	37 Mos. and Over		Average Sentence in Months
1960 ...	325	8	40	53	224	64.5	*	-	-	133	-	-	-	-	-	-
1961 ...	252	6	24	38	184	70.8	*	-	-	104	-	-	-	-	-	-
1962 ...	269	7	44	38	180	64.9	*	-	-	106	-	-	-	-	-	1
1963 ...	258	17	40	50	151	61.3	*	-	-	159	-	-	-	-	-	4
1964 ...	205	1	23	45	130	57.9	6	-	-	139	-	-	-	-	-	7
1965 ...	274	9	32	57	166	58.2	10	-	-	192	-	-	-	-	-	9
1966 ...	335	13	35	91	164	53.7	32	-	-	311	-	-	-	-	-	4
1967 ...	370	2	42	112	165	51.0	49	-	-	392	-	-	-	-	-	4
1968 ...	564	11	59	175	262	51.2	57	-	-	560	-	-	-	-	-	10
1969 ...	750	20	82	282	308	52.6	58	-	-	911	-	-	-	-	-	12
1970 ...	571	31	96	180	214	46.7	50	-	-	946	-	-	-	-	-	11
1971 ...	947	25	179	301	258	39.9	184	-	-	1,001	-	-	-	-	-	14
1972 ...	1,331	236	190	382	236	31.2	287	-	-	1,227	-	-	-	-	-	53
1973 ...	1,998	461	353	528	315	28.7	341	-	-	1,399	-	-	-	-	-	102
1974 ...	1,756	527	324	406	243	27.7	256	-	-	1,285	-	-	-	-	-	102
1975 ...	1,536	572	247	382	200	27.6	135	-	-	1,278	-	-	-	-	-	56
1976 ...	1,326	397	270	371	189	30.2	99	-	-	1,064	-	-	-	-	-	30
1977 ...	1,286	466	289	313	197	32.4	21	-	-	799	-	-	-	-	-	50
1978 ...	854	241	158	245	139	33.8	39	21	11	443	106	43	132	162	36.8	43
1979 ...	897	104	206	224	161	39.1	138	23	41	466	111	63	145	147	35.5	31
1980 ...	754	83	125	201	146	47.2	129	44	26	341	67	60	79	135	37.9	26
1981 ...	1,132	176	167	203	327	48.4	174	63	22	472	153	83	106	130	31.5	89
1982 ...	1,545	129	297	371	432	56.5	205	80	31	776	369	107	148	152	26.9	115

H-17

<sup>1</sup> Includes sentences of more than six months which are to be followed by a term of probation (mixed sentences).  
<sup>2</sup> Prior to 1978, probation terms and average sentences are not shown separately.  
<sup>3</sup> Excludes split sentences, indeterminate sentences, Youth Corrections Act/offender sentences, and life sentences beginning in 1978.  
<sup>4</sup> A split sentence is a sentence on a one count indictment of six months or less in a jail type institution followed by a term of probation, Title 18 U.S.C. Section 3651. Included in these figures are mixed sentences involving confinement for six months or less on one count, to be followed by a term of probation on one or more other counts.  
<sup>5</sup> Title 18 U.S.C. Sections 4205 B (1) and (2). Included in Total Imprisonment prior to 1978.  
<sup>6</sup> Title 18 U.S.C. Section 5010 (B)(C). Included in Total Imprisonment prior to 1978.  
<sup>7</sup> Includes deportation, suspended sentences, imprisonment for four days or less or for time already served, remitted and suspended fines.

\* Split sentences are included in prison terms "1 - 12 months."  
 Note: The District of Columbia is excluded from the data through 1973. The territorial courts of the Virgin Islands, Canal Zone, and Guam are excluded through 1976.

Table H-9  
U.S. District Courts  
Disposition of Defendants Charged with Violation  
Of the Selective Service Act  
Showing Convicted and Not Convicted  
During the Twelve Month Periods Ended June 30, 1945 through 1982

Year	Total Defendants	Not Convicted				Convicted and Sentenced					
		Total	Dis-missed <sup>1</sup>	Acquitted by		Total	Plea of			Convicted by	
				Court	Jury		Guilty	Nolo Contendere <sup>2</sup>	Court	Jury	
1945 ...	4,287	1,449	1,399	25	25	2,838	1,823	-	319	696	
1946 ...	2,651	999	953	26	20	1,652	1,130	-	222	300	
1947 ...	2,074	937	908	18	11	1,137	898	-	178	61	
1948 ...	833	529	511	7	11	304	264	-	11	29	
1949 ...	566	214	202	3	9	292	263	-	20	9	
1950 ...	449	274	272	1	1	175	156	-	6	13	
1951 ...	368	212	202	6	4	156	105	-	24	27	
1952 ...	561	248	222	16	10	313	160	-	97	56	
1953 ...	630	285	236	39	10	345	185	-	129	31	
1954 ...	822	398	278	116	4	424	194	-	185	45	
1955 ...	719	430	367	57	6	289	157	-	106	26	
1956 ...	371	185	167	16	2	186	109	-	67	10	
1957 ...	357	95	75	17	3	262	183	-	70	9	
1958 ...	325	96	66	26	4	229	154	-	66	9	
1959 ...	258	56	44	11	1	202	159	-	39	4	
1960 ...	239	73	65	7	1	166	131	-	31	4	
1961 ...	244	45	37	8	-	199	160	-	33	6	
1962 ...	274	49	46	2	1	225	182	-	31	12	
1963 ...	338	73	66	7	-	265	212	-	46	7	
1964 ...	276	70	63	6	1	206	161	-	32	13	
1965 ...	341	99	88	8	3	242	197	-	28	17	
1966 ...	516	145	132	11	2	371	265	-	74	32	
1967 ...	996	248	224	22	2	748	538	-	141	69	
1968 ...	1,192	408	353	49	6	784	520	-	196	68	
1969 ...	1,744	844	747	88	9	900	511	-	252	137	
1970 ...	2,833	1,806	1,570	222	14	1,027	570	-	321	136	
1971 ...	2,973	1,937	1,701	217	19	1,036	590	-	350	96	
1972 ...	4,906	3,264	2,937	294	33	1,642	934	-	578	130	
1973 ...	3,495	2,518	2,338	137	43	977	631	-	253	93	
1974 ...	2,094	1,295	1,196	73	26	799	643	-	114	42	
1975 ...	1,376	1,147	1,133	10	4	229	171	-	38	20	
1976 ...	696	573	562	4	7	123	105	-	13	5	
1977 ...	2,175	2,146	2,142	2	2	29	22	-	5	2	
1978 ...	37	37	37	-	-	-	-	-	-	-	
1979 ...	15	13	13	-	-	2	-	-	-	-	
1980 ...	3	3	3	-	-	-	-	-	-	-	
1981 ...	6	5	5	-	-	1	1	-	-	-	
1982 ...	5	3	3	-	-	1	1	1	-	-	

<sup>1</sup> Beginning in 1968, defendants who were committed pursuant to Title 28 U.S.C. Section 2902(b) of the Narcotic Addict Rehabilitation Act are included in the dismissed column through 1981.  
<sup>2</sup> Prior to 1982, pleas of nolo contendere are included with pleas of guilty.

Note: The District of Columbia is excluded from the data through 1973. The territorial courts of the Virgin Islands, Canal Zone, and Guam are excluded through 1976.

Table H-9a  
U.S. District Courts  
Disposition of Defendants Charged with Violation  
Of The Selective Service Act  
Showing Type of Sentence  
During the Twelve Month Periods Ended June 30, 1945 through 1982

Year	Total Imprisonment	Regular Sentences to Imprisonment <sup>1</sup>					Other Sentences To Imprisonment			Probation <sup>2</sup>					Fine and Other <sup>7</sup>	
		1-12 Months	13-35 Months	36-59 Months	60 Mos. and Over	Average Sentence in Months <sup>3</sup>	Split Sentences <sup>4</sup>	Indeterminate <sup>5</sup>	Y.C.A. or Y.O. <sup>6</sup>	Total	1-12 Months	13-24 Months	25-36 Months	37 Mos. and Over		Average Sentence in Months
1945 ...	2,368	438	775	744	411	31.9	-	-	-	453	-	-	-	-	-	17
1946 ...	1,339	547	501	244	47	20.6	-	-	-	301	-	-	-	-	-	12
1947 ...	775	394	317	61	3	14.3	-	-	-	245	-	-	-	-	-	117
1948 ...	212	133	69	9	1	14.1	-	-	-	84	-	-	-	-	-	8
1949 ...	213	134	62	17	-	14.6	-	-	-	73	-	-	-	-	-	6
1950 ...	109	78	24	6	1	13.4	-	-	-	65	-	-	-	-	-	1
1951 ...	123	35	57	29	22	29.6	-	-	-	32	-	-	-	-	-	2
1952 ...	272	58	77	97	40	30.5	-	-	-	39	-	-	-	-	-	2
1953 ...	280	61	101	84	34	29.3	-	-	-	64	-	-	-	-	-	1
1954 ...	356	73	137	126	15	26.4	-	-	-	64	-	-	-	-	-	4
1955 ...	217	54	165	47	11	24.8	-	-	-	70	-	-	-	-	-	2
1956 ...	123	35	50	35	3	24.0	-	-	-	61	-	-	-	-	-	2
1957 ...	194	60	85	41	8	23.7	-	-	-	68	-	-	-	-	-	-
1958 ...	190	60	81	42	1	21.6	-	-	-	36	-	-	-	-	-	3
1959 ...	152	46	63	39	4	23.2	-	-	-	49	-	-	-	-	-	1
1960 ...	126	47	48	28	3	21.5	-	-	-	37	-	-	-	-	-	3
1961 ...	141	45	59	35	2	22.6	-	-	-	57	-	-	-	-	-	1
1962 ...	164	58	75	28	3	21.6	-	-	-	60	-	-	-	-	-	1
1963 ...	189	79	65	36	9	21.5	-	-	-	74	-	-	-	-	-	2
1964 ...	146	46	77	22	1	20.8	-	-	-	59	-	-	-	-	-	1
1965 ...	189	64	90	30	5	21.0	-	-	-	52	-	-	-	-	-	1
1966 ...	301	61	128	95	17	26.4	-	-	-	64	-	-	-	-	-	6
1967 ...	666	47	270	291	58	32.1	-	-	-	78	-	-	-	-	-	4
1968 ...	580	44	131	301	104	37.3	-	-	-	202	-	-	-	-	-	2
1969 ...	544	40	155	281	82	36.3	-	-	-	350	-	-	-	-	-	6
1970 ...	450	53	144	208	45	33.3	-	-	-	572	-	-	-	-	-	5
1971 ...	377	78	140	129	29	29.1	-	-	-	650	-	-	-	-	-	9
1972 ...	458	199	120	123	16	22.0	-	-	-	1,178	-	-	-	-	-	6
1973 ...	260	146	66	41	7	17.5	-	-	-	707	-	-	-	-	-	10
1974 ...	155	107	21	27	-	14.5	-	-	-	637	-	-	-	-	-	7
1975 ...	20	14	4	2	-	+	-	-	-	203	-	-	-	-	-	6
1976 ...	12	5	2	4	1	+	-	-	-	108	-	-	-	-	-	3
1977 ...	4	2	1	1	-	+	-	-	-	22	-	-	-	-	-	3
1978 ...	-	-	-	-	-	+	-	-	-	-	-	-	-	-	-	-
1979 ...	-	-	-	-	-	+	-	-	-	1	-	1	-	-	24.0	-
1980 ...	-	-	-	-	-	-	-	-	-	-	-	-	-	-	-	-
1981 ...	-	-	-	-	-	-	-	-	-	1	-	-	1	-	36.0	-
1982 ...	-	-	-	-	-	-	-	-	-	1	1	-	-	-	12.0	1

<sup>1</sup> Includes sentences of more than six months which are to be followed by a term of probation (mixed sentences).  
<sup>2</sup> Prior to 1978, probation terms and average sentences are not shown separately.  
<sup>3</sup> Excludes split sentences, indeterminate sentences, Youth Corrections Act/offender sentences, and life sentences beginning in 1978.  
<sup>4</sup> A split sentence is a sentence on a one count indictment of six months or less in a jail type institution followed by a term of probation, Title 18 U.S.C. Section 3651. Included in these figures are mixed sentences involving confinement for six months or less on one count, to be followed by a term of probation on one or more other counts.  
<sup>5</sup> Title 18 U.S.C. Sections 4205 B(1) and (2). Included in Total Imprisonment prior to 1978.  
<sup>6</sup> Title 18 U.S.C. Section 5010 (B)(C). Included in Total Imprisonment prior to 1978.  
<sup>7</sup> Includes deportation, suspended sentences, imprisonment for four days or less or for time already served, remitted and suspended fines.

\* Split sentences are included in prison terms "1 - 12 months."  
+ Average not computed where number of defendants sentenced to prison was less than 25.

Note: The District of Columbia is excluded from the data through 1973. The territorial courts of the Virgin Islands, Canal Zone, and Guam are excluded through 1976.

Table H-10  
 U.S. District Courts  
 Disposition of Defendants Charged with Auto Theft  
 Showing Convicted and Not Convicted  
 During the Twelve Month Periods Ended June 30, 1961 through 1982

Year	Total Defendants	Not Convicted				Convicted and Sentenced				
		Total	Dis- missed <sup>1</sup>	Acquitted by		Total	Plea of		Convicted by	
				Court	Jury		Guilty	Nolo Conten- dere <sup>2</sup>	Court	Jury
1961 ...	4,779	346	246	25	75	4,433	4,176	-	56	201
1962 ...	5,293	463	363	37	63	4,830	3,832	-	815	183
1963 ...	5,497	446	343	34	69	5,051	4,080	-	794	177
1964 ...	5,456	390	293	33	64	5,066	4,757	-	97	212
1965 ...	5,488	447	326	41	80	5,041	4,630	-	133	228
1966 ...	5,381	538	412	42	84	4,843	4,352	-	168	323
1967 ...	5,144	621	483	45	93	4,523	4,061	-	158	304
1968 ...	5,075	673	548	42	83	4,402	3,913	-	164	325
1969 ...	4,420	629	513	43	73	3,791	3,362	-	110	319
1970 ...	4,307	765	633	43	89	3,542	3,108	-	119	315
1971 ...	3,070	652	534	25	93	2,418	2,055	-	67	296
1972 ...	2,728	504	395	24	85	2,224	1,858	-	71	295
1973 ...	2,407	424	346	16	62	1,983	1,650	-	58	275
1974 ...	2,230	428	338	24	66	1,802	1,573	-	27	202
1975 ...	1,861	331	277	11	43	1,530	1,308	-	36	186
1976 ...	1,802	311	264	11	36	1,491	1,273	-	25	193
1977 ...	1,599	228	194	1	33	1,371	1,183	-	21	167
1978 ...	1,196	210	167	5	38	986	871	-	11	104
1979 ...	741	126	89	3	34	615	514	-	9	92
1980 ...	558	137	116	-	21	421	360	-	8	53
1981 ...	543	133	111	1	21	410	344	-	1	65
1982 ...	519	90	81	-	9	429	359	3	3	64

<sup>1</sup> Beginning in 1968, defendants who were committed pursuant to Title 28 U.S.C. Section 2902(b) of the Narcotic Rehabilitation Act are included in the dismissed column through 1981.  
<sup>2</sup> Prior to 1982, pleas of nolo contendere are included with pleas of guilty.

**Note:** The District of Columbia is excluded from the data through 1973. The territorial courts of the Virgin Islands, Canal Zone, and Guam are excluded through 1976.



Table H-10a  
 U.S. District Courts  
 Disposition of Defendants Charged with Auto Theft  
 Showing Type of Sentence  
 During the Twelve Month Periods Ended June 30, 1961 through 1982

Year	Total Imprisonment	Regular Sentences to Imprisonment <sup>1</sup>					Other Sentences To Imprisonment			Probation <sup>2</sup>					Fine and Other <sup>7</sup>	
		1-12 Months	13-35 Months	36-59 Months	60 Mos. and Over	Average Sentence in Months <sup>3</sup>	Split Sentences <sup>4</sup>	Indeterminate <sup>5</sup>	Y.C.A. or Y.O. <sup>6</sup>	Total	1-12 Months	13-24 Months	25-36 Months	37 Mos. and Over		Average Sentence in Months
1961 ...	3,245	304	1,169	1,521	251	29.3	*	-	-	1,122	-	-	-	-	-	66
1962 ...	3,432	323	1,145	1,728	236	34.3	*	-	-	1,344	-	-	-	-	-	54
1963 ...	3,435	230	1,178	1,629	283	34.1	115	-	-	1,565	-	-	-	-	-	51
1964 ...	3,474	265	1,187	1,634	263	33.3	125	-	-	1,571	-	-	-	-	-	21
1965 ...	3,428	370	987	1,693	237	33.6	141	-	-	1,591	-	-	-	-	-	22
1966 ...	3,309	306	950	1,651	258	34.4	144	-	-	1,499	-	-	-	-	-	35
1967 ...	3,077	241	807	1,631	272	35.6	126	-	-	1,430	-	-	-	-	-	16
1968 ...	3,004	215	755	1,569	327	36.2	138	-	-	1,373	-	-	-	-	-	25
1969 ...	2,508	175	600	1,294	304	36.4	135	-	-	1,243	-	-	-	-	-	40
1970 ...	2,316	162	574	1,159	268	35.5	153	-	-	1,188	-	-	-	-	-	38
1971 ...	1,715	132	422	792	268	36.7	101	-	-	693	-	-	-	-	-	10
1972 ...	1,534	112	385	683	227	35.3	127	-	-	678	-	-	-	-	-	12
1973 ...	1,389	91	293	626	257	37.3	122	-	-	577	-	-	-	-	-	17
1974 ...	1,239	96	267	559	195	36.1	122	-	-	551	-	-	-	-	-	12
1975 ...	1,041	75	203	495	195	37.9	73	-	-	483	-	-	-	-	-	6
1976 ...	1,086	92	218	504	218	38.8	54	-	-	396	-	-	-	-	-	9
1977 ...	1,004	85	217	409	182	36.2	111	-	-	357	-	-	-	-	-	10
1978 ...	694	52	119	205	116	41.9	82	59	61	277	21	77	97	82	37.0	15
1979 ...	451	24	102	148	78	44.0	45	34	20	159	9	35	69	46	37.9	5
1980 ...	307	20	55	81	75	47.2	38	28	10	108	4	21	43	40	40.7	6
1981 ...	270	24	49	71	46	48.6	42	27	11	134	16	17	53	48	39.8	6
1982 ...	306	24	56	77	61	52.3	44	29	15	120	4	20	56	40	40.2	3

<sup>1</sup> Includes sentences of more than six months which are to be followed by a term of probation (mixed sentences).

<sup>2</sup> Prior to 1978, probation terms and average sentences are not shown separately.

<sup>3</sup> Excludes split sentences, indeterminate sentences, Youth Corrections Act/offender sentences, and life sentences beginning in 1978.

<sup>4</sup> A split sentence is a sentence on a one count indictment of six months or less in a jail type institution followed by a term of probation, Title 18 U.S.C. Section 3651. Included in these figures are mixed sentences involving confinement for six months or less on one count, to be followed by a term of probation on one or more other counts.

<sup>5</sup> Title 18 U.S.C. Sections 4205 B (1) and (2). Included in Total Imprisonment prior to 1978.

<sup>6</sup> Title 18 U.S.C. Section 5010 (B)(C). Included in Total Imprisonment prior to 1978.

<sup>7</sup> Includes deportation, suspended sentences, imprisonment for four days or less or for time already served, remitted and suspended fines.

\* Split sentences are included in prison terms "1 - 12 months."

Note: The District of Columbia is excluded from the data through 1973. The territorial courts of the Virgin Islands, Canal Zone, and Guam are excluded through 1976.

H-21

Table H-11  
U.S. District Courts  
Disposition of Defendants Charged with Violation  
Of The Narcotic Drug Laws  
Showing Convicted and Not Convicted  
During the Twelve Month Periods Ended June 30, 1945 through 1982

Year	Total Defendants	Not Convicted				Convicted and Sentenced				
		Total	Dis- missed <sup>1</sup>	Acquitted by		Total	Plea of		Convicted by	
				Court	Jury		Guilty	Nolo Conten- dere <sup>2</sup>	Court	Jury
1945 ...	1,413	228	197	5	26	1,185	1,062	-	35	88
1946 ...	1,687	349	305	13	31	1,338	1,218	-	37	83
1947 ...	1,880	210	153	17	40	1,670	1,517	-	57	96
1948 ...	1,790	308	237	14	57	1,482	1,324	-	48	110
1949 ...	1,806	208	148	14	46	1,598	1,404	-	59	135
1950 ...	2,400	264	184	28	52	2,136	1,907	-	61	168
1951 ...	2,332	304	234	25	45	2,028	1,745	-	105	178
1952 ...	2,121	252	184	29	39	1,869	1,523	-	109	237
1953 ...	2,336	333	237	30	66	2,003	1,589	-	121	293
1954 ...	2,220	310	239	28	43	1,910	1,491	-	107	312
1955 ...	2,166	363	279	32	52	1,803	1,386	-	95	322
1956 ...	1,835	314	221	36	57	1,521	1,168	-	93	260
1957 ...	1,910	256	184	28	44	1,654	1,264	-	91	299
1958 ...	1,942	301	217	25	59	1,641	1,138	-	129	374
1959 ...	1,742	364	267	40	57	1,378	1,005	-	112	261
1960 ...	1,846	340	263	38	39	1,506	1,155	-	93	258
1961 ...	1,828	313	248	20	45	1,515	1,171	-	74	270
1962 ...	1,643	240	175	29	36	1,403	1,022	-	113	268
1963 ...	1,689	283	222	34	27	1,406	1,040	-	112	254
1964 ...	1,679	271	205	32	34	1,408	1,039	-	112	257
1965 ...	2,078	323	257	41	25	1,755	1,384	-	132	239
1966 ...	2,223	349	280	36	33	1,874	1,469	-	119	286
1967 ...	2,250	428	363	34	31	1,822	1,424	-	119	279
1968 ...	2,692	563	466	49	48	2,129	1,664	-	138	327
1969 ...	3,545	836	716	50	70	2,709	2,239	-	123	347
1970 ...	3,420	959	886	48	45	2,461	2,030	-	97	334
1971 ...	5,366	2,204	2,080	43	81	3,162	2,682	-	94	386
1972 ...	6,848	1,600	1,396	52	152	5,248	4,391	-	228	629
1973 ...	9,983	2,169	1,905	83	181	7,814	6,297	-	393	1,124
1974 ...	10,989	2,744	2,430	80	234	8,245	6,666	-	437	1,142
1975 ...	10,901	2,750	2,454	62	234	8,151	6,531	-	393	1,227
1976 ...	10,762	2,721	2,404	73	244	8,041	6,324	-	446	1,271
1977 ...	9,741	2,106	1,754	53	299	7,635	5,970	-	387	1,278
1978 ...	7,860	2,043	1,729	37	277	5,817	4,440	-	290	1,087
1979 ...	6,609	1,542	1,297	34	211	5,067	3,662	-	240	1,165
1980 ...	6,343	1,594	1,337	32	225	4,749	3,450	-	236	1,063
1981 ...	7,008	1,662	1,385	29	248	5,346	3,757	-	308	1,281
1982 ...	7,981	1,645	1,360	51	234	6,336	4,758	40	342	1,196

<sup>1</sup> Beginning in 1968, defendants who were committed pursuant to Title 28 U.S.C. Section 2902(b) of the Narcotic Addict Rehabilitation Act are included in the dismissed column through 1981.  
<sup>2</sup> Prior to 1982, pleas of nolo contendere are included with pleas of guilty.

Note: The District of Columbia is excluded from the data through 1973. The territorial courts of the Virgin Islands, Canal Zone, and Guam are excluded through 1976.

Table H-11a  
U.S. District Courts  
Disposition of Defendants Charged with Violation  
Of The Narcotic Drug Laws  
Showing Type of Sentence  
During the Twelve Month Periods Ended June 30, 1945 through 1982

Year	Total Imprisonment	Regular Sentences to Imprisonment <sup>1</sup>					Other Sentences To Imprisonment			Probation <sup>2</sup>					Fine and Other <sup>7</sup>	
		1-12 Months	13-35 Months	36-59 Months	60 Mos. and Over	Average Sentence in Months <sup>3</sup>	Split Sentences <sup>4</sup>	Indeterminate <sup>5</sup>	Y.C.A. or Y.O. <sup>6</sup>	Total	1-12 Months	13-24 Months	25-36 Months	37 Mos. or Over		Average Sentence in Months
1945 ...	861	308	360	140	53	22.2	-	-	-	287	-	-	-	-	-	37
1946 ...	949	430	377	108	34	18.7	-	-	-	369	-	-	-	-	-	20
1947 ...	1,128	471	452	161	44	19.7	-	-	-	504	-	-	-	-	-	38
1948 ...	1,048	488	408	122	30	18.6	-	-	-	411	-	-	-	-	-	23
1949 ...	1,187	541	451	152	43	18.5	-	-	-	398	-	-	-	-	-	13
1950 ...	1,654	595	736	218	105	21.9	-	-	-	471	-	-	-	-	-	11
1951 ...	1,659	473	671	328	187	27.1	-	-	-	345	-	-	-	-	-	24
1952 ...	1,551	221	652	402	276	35.2	-	-	-	312	-	-	-	-	-	6
1953 ...	1,586	108	789	358	331	38.4	-	-	-	403	-	-	-	-	-	14
1954 ...	1,483	72	681	360	370	41.3	-	-	-	411	-	-	-	-	-	16
1955 ...	1,457	47	648	360	402	43.5	-	-	-	329	-	-	-	-	-	17
1956 ...	1,258	511	511	341	376	45.8	-	-	-	250	-	-	-	-	-	13
1957 ...	1,432	16	326	246	842	66.0	-	-	-	220	-	-	-	-	-	2
1958 ...	1,351	25	167	141	1,018	69.4	-	-	-	282	-	-	-	-	-	8
1959 ...	1,151	43	126	95	887	74.2	-	-	-	224	-	-	-	-	-	3
1960 ...	1,232	33	145	148	906	72.8	-	-	-	271	-	-	-	-	-	3
1961 ...	1,258	42	126	105	985	74.0	-	-	-	252	-	-	-	-	-	5
1962 ...	1,173	38	129	106	900	70.5	-	-	-	217	-	-	-	-	-	13
1963 ...	1,085	39	144	113	789	70.1	-	-	-	304	-	-	-	-	-	17
1964 ...	1,076	28	142	157	749	63.7	-	-	-	309	-	-	-	-	-	23
1965 ...	1,257	53	186	197	821	60.3	-	-	-	480	-	-	-	-	-	18
1966 ...	1,272	85	154	276	757	61.3	-	-	-	589	-	-	-	-	-	13
1967 ...	1,180	83	139	245	713	62.0	-	-	-	620	-	-	-	-	-	22
1968 ...	1,368	93	141	293	841	64.4	-	-	-	728	-	-	-	-	-	33
1969 ...	1,561	110	179	500	892	63.7	-	-	-	1,110	-	-	-	-	-	18
1970 ...	1,283	101	166	276	740	64.8	-	-	-	1,156	-	-	-	-	-	22
1971 ...	1,834	249	300	428	857	58.5	-	-	-	1,258	-	-	-	-	-	70
1972 ...	3,050	882	396	789	983	46.4	-	-	-	2,068	-	-	-	-	-	130
1973 ...	5,097	1,445	744	1,343	1,565	45.5	-	-	-	2,591	-	-	-	-	-	126
1974 ...	5,125	1,547	792	1,390	1,396	43.7	-	-	-	3,039	-	-	-	-	-	81
1975 ...	4,887	1,366	706	1,441	1,374	45.3	-	-	-	3,209	-	-	-	-	-	55
1976 ...	5,039	1,221	790	1,544	1,484	47.6	-	-	-	2,927	-	-	-	-	-	75
1977 ...	5,223	1,505	886	1,366	1,466	47.3	-	-	-	2,324	-	-	-	-	-	86
1978 ...	4,119	865	623	956	1,141	51.3	169	275	70	1,630	248	231	551	600	38.6	68
1979 ...	3,641	369	614	868	969	50.8	454	190	177	1,379	226	196	480	477	37.8	47
1980 ...	3,479	281	565	792	909	54.5	499	248	185	1,232	167	228	382	455	38.7	38
1981 ...	3,856	403	578	748	1,136	55.5	527	321	143	1,371	260	237	397	477	36.6	119
1982 ...	4,586	383	729	966	1,438	61.4	643	312	115	1,617	486	219	411	501	34.1	133

<sup>1</sup> Includes sentences of more than six months which are to be followed by a term of probation (mixed sentences).  
<sup>2</sup> Prior to 1978, probation terms and average sentences are not shown separately.  
<sup>3</sup> Excludes split sentences, indeterminate sentences, Youth Corrections Act/offender sentences, and life sentences beginning in 1978.  
<sup>4</sup> A split sentence is a sentence on a one count indictment of six months or less in a jail type institution followed by a term of probation, Title 18 U.S.C. Section 3651. Included in these figures are mixed sentences involving confinement for six months or less on one count, to be followed by a term of probation on one or more other counts.  
<sup>5</sup> Title 18 U.S.C. Sections 4205 B (1) and (2). Included in Total Imprisonment prior to 1978.  
<sup>6</sup> Title 18 U.S.C. Section 5010 (B)(C). Included in Total Imprisonment prior to 1978.  
<sup>7</sup> Includes deportation, suspended sentences, imprisonment for four days or less or for time already served, remitted and suspended fines.

Note: The District of Columbia is excluded from the data through 1973. The territorial courts of the Virgin Islands, Canal Zone, and Guam are excluded through 1976.

Table H-12  
U.S. District Courts  
Disposition of Defendants Charged with Robbery  
Showing Convicted and Not Convicted  
During the Twelve Month Periods Ended June 30, 1961 through 1982

Year	Total Defendants	Not Convicted				Convicted and Sentenced				
		Total	Dis- missed <sup>1</sup>	Acquitted by		Total	Plea of		Convicted by	
				Court	Jury		Guilty	Nolo Conten- dere <sup>2</sup>	Court	Jury
1961 ...	323	43	34	2	7	280	232	-	5	43
1962 ...	402	50	38	1	11	352	301	-	13	38
1963 ...	531	75	66	-	9	456	364	-	26	66
1964 ...	595	71	50	4	17	524	429	-	8	87
1965 ...	719	57	38	8	11	662	535	-	12	115
1966 ...	648	71	50	8	13	577	431	-	24	122
1967 ...	822	119	98	8	13	703	530	-	18	155
1968 ...	983	121	97	4	20	862	625	-	36	201
1969 ...	1,129	168	128	8	32	961	690	-	24	247
1970 ...	1,223	221	177	9	35	1,002	736	-	35	231
1971 ...	1,864	505	419	13	73	1,359	1,002	-	40	317
1972 ...	1,844	335	268	7	60	1,509	1,131	-	30	348
1973 ...	1,781	347	286	9	52	1,434	1,073	-	32	329
1974 ...	1,966	414	336	8	70	1,552	1,115	-	50	387
1975 ...	2,365	409	337	12	60	1,956	1,473	-	51	432
1976 ...	2,695	409	329	18	62	2,286	1,777	-	42	467
1977 ...	2,340	295	223	2	70	2,045	1,608	-	24	413
1978 ...	1,814	244	203	6	35	1,570	1,260	-	37	273
1979 ...	1,431	201	161	5	35	1,230	972	-	40	218
1980 ...	1,441	179	144	5	30	1,262	1,011	-	18	233
1981 ...	1,514	206	170	6	30	1,308	1,029	-	32	247
1982 ...	1,745	219	169	2	48	1,526	1,191	4	36	295

<sup>1</sup> Beginning in 1968, defendants who were committed pursuant to Title 28 U.S.C. Section 2902(b) of the Narcotic Rehabilitation Act are included in the dismissed column through 1981.

<sup>2</sup> Prior to 1982, pleas of nolo contendere are included with pleas of guilty.

**Note:** The District of Columbia is excluded from the data through 1973. The territorial courts of the Virgin Islands, Canal Zone, and Guam are excluded through 1976.



Table H-12a  
 U.S. District Courts  
 Disposition of Defendants Charged with Robbery  
 Showing Type of Sentence  
 During the Twelve Month Periods Ended June 30, 1961 through 1982

Year	Total Imprisonment	Regular Sentences to Imprisonment <sup>1</sup>					Other Sentences To Imprisonment			Probation <sup>2</sup>					Fine and Other <sup>7</sup>	
		1-12 Months	13-35 Months	36-59 Months	60 Mos. and Over	Average Sentence in Months <sup>3</sup>	Split Sentences <sup>4</sup>	Indeterminate <sup>5</sup>	Y.C.A. or Y.O. <sup>6</sup>	Total	1-12 Months	13-24 Months	25-36 Months	37 Mos. and Over		Average Sentence in Months
1961 ...	257	5	14	25	213	140.2	*	-	-	23	-	-	-	-	-	-
1962 ...	322	7	15	32	268	127.2	*	-	-	30	-	-	-	-	-	-
1963 ...	409	3	14	57	330	126.4	5	-	-	47	-	-	-	-	-	-
1964 ...	481	7	17	63	390	132.6	4	-	-	43	-	-	-	-	-	-
1965 ...	617	7	15	70	514	136.8	11	-	-	45	-	-	-	-	-	-
1966 ...	529	4	10	66	442	134.0	7	-	-	48	-	-	-	-	-	-
1967 ...	657	9	20	65	560	141.9	3	-	-	46	-	-	-	-	-	-
1968 ...	797	10	9	90	679	146.9	9	-	-	65	-	-	-	-	-	-
1969 ...	896	7	9	113	758	144.1	9	-	-	64	-	-	-	-	-	1
1970 ...	920	4	19	132	749	137.3	16	-	-	80	-	-	-	-	-	2
1971 ...	1,249	16	24	197	992	133.4	20	-	-	110	-	-	-	-	-	-
1972 ...	1,373	8	28	229	1,064	123.0	44	-	-	136	-	-	-	-	-	-
1973 ...	1,307	8	38	173	1,048	134.9	40	-	-	126	-	-	-	-	-	1
1974 ...	1,376	17	29	229	1,070	126.5	31	-	-	176	-	-	-	-	-	-
1975 ...	1,748	15	45	307	1,354	127.1	27	-	-	208	-	-	-	-	-	-
1976 ...	2,031	17	57	333	1,587	134.3	37	-	-	254	-	-	-	-	-	1
1977 ...	1,872	27	44	274	1,484	132.6	43	-	-	172	-	-	-	-	-	1
1978 ...	1,426	15	50	80	837	142.0	57	180	207	140	6	10	45	79	46.8	4
1979 ...	1,133	7	24	52	681	147.2	45	176	148	93	9	10	19	55	44.9	4
1980 ...	1,164	11	16	64	643	143.4	37	256	137	97	3	7	20	67	51.1	1
1981 ...	1,213	8	21	35	697	157.0	29	294	129	95	6	3	27	59	49.3	-
1982 ...	1,431	17	17	56	878	167.9	57	296	110	91	-	2	24	65	53.0	4

H-25

<sup>1</sup> Includes sentences of more than six months which are to be followed by a term of probation (mixed sentences).  
<sup>2</sup> Prior to 1978, probation terms and average sentences are not shown separately.  
<sup>3</sup> Excludes split sentences, indeterminate sentences, Youth Corrections Act/offender sentences, and life sentences beginning in 1978.  
<sup>4</sup> A split sentence is a sentence on a one count indictment of six months or less in a jail type institution followed by a term of probation, Title 18 U.S.C. Section 3651. Included in these figures are mixed sentences involving confinement for six months or less on one count, to be followed by a term of probation on one or more other counts.  
<sup>5</sup> Title 18 U.S.C. Sections 4205 B (1) and (2). Included in Total Imprisonment prior to 1978.  
<sup>6</sup> Title 18 U.S.C. Section 5010 (B)(C). Included in Total Imprisonment prior to 1978.  
<sup>7</sup> Includes deportation, suspended sentences, imprisonment for four days or less or for time already served, remitted and suspended fines.

\* Split sentences are included in prison terms "1 - 12 months."

Note: The District of Columbia is excluded from the data through 1973. The territorial courts of the Virgin Islands, Canal Zone, and Guam are excluded through 1976.

Table H-13  
U.S. District Courts  
Disposition of Defendants Charged with Weapons and Firearms Violations  
Showing Convicted and Not Convicted  
During the Twelve Month Periods Ended June 30, 1961 through 1982

Year	Total Defendants	Not Convicted				Convicted and Sentenced				
		Total	Dis- missed <sup>1</sup>	Acquitted by		Total	Plea of		Convicted by	
				Court	Jury		Guilty	Nolo Conten- dere <sup>2</sup>	Court	Jury
1961 ...	243	44	36	2	6	199	164	-	12	23
1962 ...	250	44	34	3	7	206	177	-	14	15
1963 ...	242	51	42	5	4	191	157	-	14	20
1964 ...	244	63	49	7	7	181	139	-	16	26
1965 ...	238	59	50	8	1	179	158	-	7	14
1966 ...	245	62	48	9	5	183	145	-	17	21
1967 ...	280	71	63	4	4	209	170	-	11	28
1968 ...	363	141	120	12	9	222	176	-	15	31
1969 ...	343	127	108	7	12	216	166	-	17	33
1970 ...	988	333	252	30	51	655	523	-	64	68
1971 ...	1,358	591	451	59	81	1,267	953	-	113	201
1972 ...	2,275	752	590	50	112	1,523	1,172	-	141	210
1973 ...	2,354	609	480	22	107	1,745	1,376	-	113	256
1974 ...	2,763	625	506	34	85	2,158	1,775	-	147	236
1975 ...	3,291	690	561	34	95	2,601	2,127	-	149	325
1976 ...	3,412	761	619	28	114	2,651	2,168	-	128	355
1977 ...	3,118	583	463	11	109	2,535	2,130	-	96	309
1978 ...	3,272	690	558	19	113	2,582	2,183	-	92	307
1979 ...	2,008	475	385	13	77	1,533	1,255	-	83	195
1980 ...	1,155	293	235	11	47	862	675	-	47	140
1981 ...	1,411	297	237	4	56	1,114	919	-	39	156
1982 ...	1,873	353	290	14	49	1,520	1,262	8	45	265

<sup>1</sup> Beginning in 1968, defendants who were committed pursuant to Title 28 U.S.C. Section 2902(b) of the Narcotic Addict Rehabilitation Act are included in the dismissed column through 1981.

<sup>2</sup> Prior to 1982, pleas of nolo contendere are included with pleas of guilty.

**Note:** The District of Columbia is excluded from the data through 1973. The territorial courts of the Virgin Islands, Canal Zone, and Guam are excluded through 1976.

Table H-13a  
 U.S. District Courts  
 Disposition of Defendants Charged with Weapons and Firearms Violations  
 Showing Type of Sentence  
 During the Twelve Month Periods Ended June 30, 1961 through 1982

Year	Total Imprisonment	Regular Sentences to Imprisonment <sup>1</sup>					Other Sentences To Imprisonment			Probation <sup>2</sup>					Fine and Other <sup>7</sup>	
		1-12 Months	13-35 Months	36-59 Months	60 Mos. and Over	Average Sentence in Months <sup>3</sup>	Split Sentences <sup>4</sup>	Indeterminate <sup>5</sup>	Y.C.A. or Y.O. <sup>6</sup>	Total	1-12 Months	13-24 Months	25-36 Months	37 Mos. and Over		Average Sentence in Months
1961 ...	94	32	21	35	6	23.1	*	-	-	84	-	-	-	-	-	21
1962 ...	100	36	22	31	11	28.3	*	-	-	90	-	-	-	-	-	16
1963 ...	88	25	22	25	16	32.5	*	-	-	91	-	-	-	-	-	12
1964 ...	80	34	15	23	8	25.8	*	-	-	93	-	-	-	-	-	8
1965 ...	88	25	24	24	8	25.8	7	-	-	81	-	-	-	-	-	10
1966 ...	79	18	20	25	5	25.5	11	-	-	88	-	-	-	-	-	16
1967 ...	96	13	33	30	12	29.2	8	-	-	93	-	-	-	-	-	20
1968 ...	88	16	27	29	10	28.7	6	-	-	118	-	-	-	-	-	16
1969 ...	101	16	26	32	17	32.1	10	-	-	107	-	-	-	-	-	8
1970 ...	284	71	74	66	33	26.3	40	-	-	341	-	-	-	-	-	30
1971 ...	583	139	153	118	93	29.5	80	-	-	627	-	-	-	-	-	57
1972 ...	690	154	164	173	109	32.1	90	-	-	773	-	-	-	-	-	60
1973 ...	797	133	213	202	121	31.4	128	-	-	872	-	-	-	-	-	76
1974 ...	1,061	157	307	265	164	31.4	168	-	-	1,051	-	-	-	-	-	46
1975 ...	1,211	194	366	281	199	32.2	171	-	-	1,338	-	-	-	-	-	52
1976 ...	1,272	175	398	330	203	31.9	166	-	-	1,318	-	-	-	-	-	61
1977 ...	1,336	156	348	302	232	35.6	298	-	-	1,152	-	-	-	-	-	47
1978 ...	1,443	181	367	226	201	39.8	303	85	80	1,088	110	293	415	270	35.5	51
1979 ...	836	90	212	138	119	38.4	183	54	40	653	57	190	246	160	35.6	44
1980 ...	513	53	106	76	100	48.9	113	49	16	331	29	72	128	102	37.7	18
1981 ...	652	79	159	103	107	42.9	126	66	12	433	46	96	165	126	37.0	29
1982 ...	952	108	251	170	144	40.0	198	53	28	552	37	107	220	188	39.7	16

H-27

<sup>1</sup> Includes sentences of more than six months which are to be followed by a term of probation (mixed sentences).  
<sup>2</sup> Prior to 1978, probation terms and average sentences are not shown separately.  
<sup>3</sup> Excludes split sentences, indeterminate sentences, Youth Corrections Act/offender sentences, and life sentences beginning in 1978.  
<sup>4</sup> A split sentence is a sentence on a one count indictment of six months or less in a jail type institution followed by a term of probation, Title 18 U.S.C. Section 3651. Included in these figures are mixed sentences involving confinement for six months or less on one count, to be followed by a term of probation on one or more other counts.  
<sup>5</sup> Title 18 U.S.C. Sections 4205 B (1) and (2). Included in Total Imprisonment prior to 1978.  
<sup>6</sup> Title 18 U.S.C. Section 5010 (B)(C). Included in Total Imprisonment prior to 1978.  
<sup>7</sup> Includes deportation, suspended sentences, imprisonment for four days or less or for time already served, remitted and suspended fines.

\* Split sentences are included in prison terms "1 - 12 months."

Note: The District of Columbia is excluded from the data through 1973. The territorial courts of the Virgin Islands, Canal Zone, and Guam are excluded through 1976.



Table H-14  
U.S. District Courts  
Disposition of Defendants Charged with Federal Gambling Violations (including Lottery)  
Showing Convicted and Not Convicted  
During the Twelve Month Periods Ended June 30, 1961 through 1982

Year	Total Defendants	Not Convicted				Convicted and Sentenced				
		Total	Dis- missed <sup>1</sup>	Acquitted by		Total	Plea of		Convicted by	
				Court	Jury		Guilty	Nolo Conten- dere <sup>2</sup>	Court	Jury
1961 ...	33	6	-	1	5	27	25	-	2	-
1962 ...	50	13	8	5	-	37	25	-	7	5
1963 ...	100	36	20	12	4	64	41	-	7	16
1964 ...	126	61	23	32	6	65	48	-	2	15
1965 ...	150	38	32	1	5	112	69	-	7	36
1966 ...	171	69	44	8	17	102	47	-	11	44
1967 ...	156	54	49	3	2	102	57	-	17	28
1968 ...	102	19	12	4	3	83	48	-	8	27
1969 ...	46	27	25	1	1	19	17	-	1	1
1970 ...	63	25	22	3	-	38	33	-	2	3
1971 ...	115	55	43	10	2	60	44	-	6	10
1972 ...	495	228	202	8	18	267	190	-	17	60
1973 ...	1,001	356	268	40	48	645	503	-	39	103
1974 ...	1,084	336	306	9	21	748	589	-	90	69
1975 ...	996	463	411	18	34	533	381	-	38	114
1976 ...	983	264	228	13	23	719	530	-	52	137
1977 ...	622	221	172	8	41	401	252	-	42	107
1978 ...	523	108	72	6	30	415	279	-	18	118
1979 ...	253	77	57	-	20	176	123	-	15	38
1980 ...	165	28	19	1	8	137	111	-	2	24
1981 ...	83	30	22	-	8	53	44	-	-	9
1982 ...	164	49	34	4	11	115	79	-	2	34

<sup>1</sup> Beginning in 1968, defendants who were committed pursuant to Title 28 U.S.C. Section 2902(b) of the Narcotic Addict Rehabilitation Act are included in the dismissed column through 1981.

<sup>2</sup> Prior to 1982, pleas of nolo contendere are included with pleas of guilty.

**Note:** The District of Columbia is excluded from the data through 1973. The territorial courts of the Virgin Islands, Canal Zone, and Guam are excluded through 1976.

Table H-14a  
U.S. District Courts  
Disposition of Defendants Charged with Federal Gambling Violations (including Lottery)  
Showing Type of Sentence  
During the Twelve Month Periods Ended June 30, 1951 through 1982

Year	Total Imprisonment	Regular Sentences to Imprisonment <sup>1</sup>					Other Sentences To Imprisonment			Probation <sup>2</sup>					Fine and Other <sup>7</sup>	
		1-12 Months	13-35 Months	36-59 Months	60 Mos. and Over	Average Sentence in Months <sup>3</sup>	Split Sentences <sup>4</sup>	Indeterminate <sup>5</sup>	Y.C.A. or Y.O. <sup>6</sup>	Total	1-12 Months	13-24 Months	25-36 Months	37 Mos. and Over		Average Sentence in Months
1961 ...	1	-	1	-	-	+	*	-	-	10	-	-	-	-	-	16
1962 ...	11	6	3	2	-	+	*	-	-	10	-	-	-	-	-	16
1963 ...	25	11	9	3	2	+	*	-	-	20	-	-	-	-	-	19
1964 ...	24	17	2	2	3	-	*	-	-	18	-	-	-	-	-	23
1965 ...	40	10	8	12	4	23.7	6	-	-	45	-	-	-	-	-	27
1966 ...	48	25	5	7	8	24.0	3	-	-	40	-	-	-	-	-	14
1967 ...	46	8	14	9	5	25.7	10	-	-	45	-	-	-	-	-	11
1968 ...	30	9	4	6	7	28.9	4	-	-	49	-	-	-	-	-	4
1969 ...	3	3	-	-	-	+	-	-	-	9	-	-	-	-	-	7
1970 ...	5	-	1	2	1	+	1	-	-	27	-	-	-	-	-	6
1971 ...	11	3	1	1	1	+	5	-	-	34	-	-	-	-	-	15
1972 ...	80	18	6	18	1	14.5	37	-	-	141	-	-	-	-	-	46
1973 ...	162	43	28	19	10	21.7	62	-	-	467	-	-	-	-	-	16
1974 ...	141	21	19	13	2	11.5	86	-	-	536	-	-	-	-	-	71
1975 ...	143	15	23	22	6	16.2	77	-	-	310	-	-	-	-	-	80
1976 ...	160	21	33	16	9	15.8	81	-	-	483	-	-	-	-	-	76
1977 ...	175	31	23	18	18	19.3	85	-	-	208	-	-	-	-	-	18
1978 ...	188	37	37	20	8	23.6	82	4	-	188	22	74	62	30	31.7	38
1979 ...	63	24	12	6	4	20.2	17	-	-	104	8	40	33	23	33.9	9
1980 ...	55	8	10	5	2	23.6	29	1	-	54	9	13	17	15	35.0	28
1981 ...	13	5	5	1	-	17.1	2	-	-	26	4	8	9	5	32.5	14
1982 ...	51	3	15	1	7	34.7	20	-	-	52	3	19	14	16	36.5	12

H-29

- <sup>1</sup> Includes sentences of more than six months which are to be followed by a term of probation (mixed sentences).
- <sup>2</sup> Prior to 1978, probation terms and average sentences are not shown separately.
- <sup>3</sup> Excludes split sentences, indeterminate sentences, Youth Corrections Act/offender sentences, and life sentences beginning in 1978.
- <sup>4</sup> A split sentence is a sentence on a one count indictment of six months or less in a jail type institution followed by a term of probation, Title 18 U.S.C. Section 3651. Included in these figures are mixed sentences involving confinement for six months or less on one count, to be followed by a term of probation on one or more other counts.
- <sup>5</sup> Title 18 U.S.C. Sections 4205-B (1) and (2). Included in Total Imprisonment prior to 1978.
- <sup>6</sup> Title 18 U.S.C. Section 5010 (B)(C). Included in Total Imprisonment prior to 1978.
- <sup>7</sup> Includes deportation, suspended sentences, imprisonment for four days or less or for time already served, remitted and suspended fines.

\* Split sentences are included in prison terms "1 - 12 months."  
+ Average not computed where number of defendants sentenced to prison was less than 25.

Note: The District of Columbia is excluded from the data through 1973. The territorial courts of the Virgin Islands, Canal Zone, and Guam are excluded through 1976.

Table H-15  
U.S. District Courts  
Disposition of Defendants Charged with Fraud, Excluding Income Tax Fraud  
Showing Convicted and Not Convicted  
During the Twelve Month Periods Ended June 30, 1970 through 1982

Year	Total Defendants	Not Convicted				Convicted and Sentenced				
		Total	Dis- missed <sup>1</sup>	Acquitted by		Total	Plea of		Convicted by	
				Court	Jury		Guilty	Nolo Conten- dere <sup>2</sup>	Court	Jury
1970 ...	1,374	462	371	45	46	912	741	-	27	144
1971 ...	1,915	723	595	45	83	1,192	960	-	41	191
1972 ...	2,023	609	490	29	90	1,414	1,212	-	50	152
1973 ...	2,213	639	491	50	98	1,574	1,324	-	45	205
1974 ...	2,364	669	547	31	91	1,695	1,452	-	53	190
1975 ...	2,567	656	531	36	89	1,911	1,633	-	47	231
1976 ...	3,375	841	702	17	122	2,534	2,179	-	63	292
1977 ...	4,089	769	616	21	132	3,320	2,839	-	77	404
1978 ...	4,450	897	676	32	189	3,553	3,084	-	83	386
1979 ...	4,592	837	666	11	160	3,755	3,315	-	70	370
1980 ...	4,068	771	617	17	137	3,297	2,804	-	62	431
1981 ...	4,276	862	708	20	134	3,414	2,875	-	55	484
1982 ...	4,661	812	671	13	128	3,849	3,222	59	69	499

<sup>1</sup> Beginning in 1968, defendants who were committed pursuant to Title 28 U.S.C. Section 2902(b) of the Narcotic Addict Rehabilitation Act are included in the dismissed column through 1981.

<sup>2</sup> Prior to 1982, pleas of nolo contendere are included with pleas of guilty.

**Note:** The District of Columbia is excluded from the data through 1973. The territorial courts of the Virgin Islands, Canal Zone, and Guam are excluded through 1976.



Table H-15a  
 U.S. District Courts  
 Disposition of Defendants Charged with Fraud - Excluding Income Tax Fraud  
 Showing Type of Sentence  
 During the Twelve Month Periods Ended June 30, 1970 through 1982

Year	Total Imprisonment	Regular Sentences to Imprisonment <sup>1</sup>					Other Sentences To Imprisonment			Probation <sup>2</sup>					Fine and Other <sup>7</sup>	
		1-12 Months	13-35 Months	36-59 Months	60 Mos. and Over	Average Sentence in Months <sup>3</sup>	Split Sentences <sup>4</sup>	Indeterminate <sup>5</sup>	Y.C.A. or Y.O. <sup>6</sup>	Total	1-12 Months	13-24 Months	25-36 Months	37 Mos. and Over		Average Sentence in Months
1970 ...	326	82	68	68	46	-	62	-	-	511	-	-	-	-	-	75
1971 ...	439	95	89	114	43	-	98	-	-	630	-	-	-	-	-	123
1972 ...	431	103	92	88	38	-	110	-	-	814	-	-	-	-	-	169
1973 ...	538	110	120	109	66	-	133	-	-	892	-	-	-	-	-	144
1974 ...	554	100	111	107	68	-	168	-	-	982	-	-	-	-	-	159
1975 ...	576	105	133	119	62	-	157	-	-	1,162	-	-	-	-	-	173
1976 ...	894	179	192	181	112	-	230	-	-	1,473	-	-	-	-	-	167
1977 ...	1,236	306	227	175	145	-	383	-	-	1,895	-	-	-	-	-	189
1978 ...	1,283	296	229	160	139	-	409	34	16	2,029	372	555	637	465	-	241
1979 ...	1,372	256	259	199	129	-	439	78	12	2,088	357	556	671	504	-	295
1980 ...	1,353	230	241	197	145	-	431	99	10	1,771	280	486	558	447	-	173
1981 ...	1,419	256	227	197	162	-	485	79	13	1,824	262	426	618	518	-	171
1982 ...	1,678	292	287	232	235	-	533	88	11	2,040	288	512	671	569	-	131

H-31

- <sup>1</sup> Includes sentences of more than six months which are to be followed by a term of probation (mixed sentences).
- <sup>2</sup> Prior to 1978, probation terms and average sentences are not shown separately.
- <sup>3</sup> Excludes split sentences, indeterminate sentences, Youth Corrections Act/offender sentences, and life sentences beginning in 1978.
- <sup>4</sup> A split sentence is a sentence on a one count indictment of six months or less in a jail type institution followed by a term of probation, Title 18 U.S.C. Section 3651. Included in these figures are mixed sentences involving confinement for six months or less on one count, to be followed by a term of probation on one or more other counts.
- <sup>5</sup> Title 18 U.S.C. Sections 4205 B (1) and (2). Included in Total Imprisonment prior to 1978.
- <sup>6</sup> Title 18 U.S.C. Section 5010 (B)(C). Included in Total Imprisonment prior to 1978.
- <sup>7</sup> Includes deportation, suspended sentences, imprisonment for four days or less or for time already served, remitted and suspended fines.

Note: The District of Columbia is excluded from the data through 1973. The territorial courts of the Virgin Islands, Canal Zone, and Guam are excluded through 1976.

Table H-16  
U.S. District Courts  
Disposition of Defendants Charged With Embezzlement  
Showing Convicted and Not Convicted  
During the Twelve Month Periods Ended June 30, 1970 through 1982

Year	Total Defendants	Not Convicted				Convicted and Sentenced				
		Total	Dis- missed <sup>1</sup>	Acquitted by		Total	Plea of		Convicted by	
				Court	Jury		Guilty	Nolo Conten- dere <sup>2</sup>	Court	Jury
1970 ...	1,722	120	83	17	20	1,602	1,517	-	46	39
1971 ...	2,253	313	263	14	36	1,940	1,830	-	44	66
1972 ...	1,922	265	201	14	50	1,657	1,534	-	31	92
1973 ...	1,641	181	124	13	44	1,460	1,334	-	34	92
1974 ...	1,778	285	238	12	35	1,493	1,407	-	37	49
1975 ...	1,818	213	185	3	25	1,605	1,506	-	32	67
1976 ...	1,910	260	199	11	50	1,650	1,552	-	21	77
1977 ...	2,151	230	166	10	54	1,921	1,794	-	42	85
1978 ...	2,044	222	182	4	36	1,322	1,693	-	31	98
1979 ...	1,832	180	145	6	29	1,652	1,538	-	16	98
1980 ...	1,581	189	149	1	39	1,392	1,280	-	23	89
1981 ...	1,919	239	202	2	35	1,680	1,574	-	16	90
1982 ...	2,168	215	164	7	44	1,953	1,833	12	25	83

<sup>1</sup> Beginning in 1968, defendants who were committed pursuant to Title 28 U.S.C. Section 2902(b) of the Narcotic Addict Rehabilitation Act are included in the dismissed column through 1981.

<sup>2</sup> Prior to 1982, pleas of nolo contendere are included with pleas of guilty.

**Note:** The District of Columbia is excluded from the data through 1973. The territorial courts of the Virgin Islands, Canal Zone, and Guam are excluded through 1976.

Table H-16a  
 U.S. District Courts  
 Disposition of Defendants Charged with Embezzlement  
 Showing Type of Sentence  
 During the Twelve Month Periods Ended June 30, 1970 through 1982

Year	Total Imprisonment	Regular Sentences to Imprisonment <sup>1</sup>					Other Sentences To Imprisonment			Probation <sup>2</sup>					Fine and Other <sup>7</sup>	
		1-12 Months	13-35 Months	36-59 Months	60 Mos. and Over	Average Sentence in Months <sup>3</sup>	Split Sentences <sup>4</sup>	Indeterminate <sup>5</sup>	Y.C.A. or Y.O. <sup>6</sup>	Total	1-12 Months	13-24 Months	25-36 Months	37 Mos. and Over		Average Sentence in Months
1970 ...	302	53	51	46	20	19.0	132	-	-	1,278	-	-	-	-	-	22
1971 ...	425	88	70	84	33	20.7	150	-	-	1,480	-	-	-	-	-	35
1972 ...	322	61	55	50	23	18.6	133	-	-	1,282	-	-	-	-	-	53
1973 ...	366	54	59	76	25	20.1	152	-	-	1,066	-	-	-	-	-	28
1974 ...	268	32	44	37	14	15.3	141	-	-	1,192	-	-	-	-	-	33
1975 ...	285	36	59	62	22	22.1	106	-	-	1,295	-	-	-	-	-	25
1976 ...	289	44	45	57	28	22.4	115	-	-	1,339	-	-	-	-	-	22
1977 ...	506	97	59	63	41	17.3	246	-	-	1,369	-	-	-	-	-	46
1978 ...	466	86	48	44	32	29.7	223	21	12	1,281	251	386	377	267	31.6	75
1979 ...	473	66	64	54	21	29.7	236	16	16	1,153	204	273	414	362	33.0	26
1980 ...	415	51	50	40	21	32.4	206	24	23	955	126	219	344	266	35.6	22
1981 ...	476	88	63	37	30	34.6	228	19	11	1,162	181	277	410	294	34.5	42
1982 ...	586	86	60	51	46	31.7	303	24	16	1,348	215	307	429	397	36.0	19

88-H

- <sup>1</sup> Includes sentences of more than six months which are to be followed by a term of probation (mixed sentences).
- <sup>2</sup> Prior to 1978, probation terms and average sentences are not shown separately.
- <sup>3</sup> Excludes split sentences, indeterminate sentences, Youth Corrections Act/offender sentences, and life sentences beginning in 1978.
- <sup>4</sup> A split sentence is a sentence on a one count indictment of six months or less in a jail type institution followed by a term of probation, Title 18 U.S.C. Section 3651. Included in these figures are mixed sentences involving confinement for six months or less on one count, to be followed by a term of probation on one or more other counts.
- <sup>5</sup> Title 18 U.S.C. Sections 4205 B (1) and (2). Included in Total Imprisonment prior to 1978.
- <sup>6</sup> Title 18 U.S.C. Section 5010 (B)(C). Included in Total Imprisonment prior to 1978.
- <sup>7</sup> Includes deportation, suspended sentences, imprisonment for four days or less or for time already served, remitted and suspended fines.

**Note:** The District of Columbia is excluded from the data through 1973. The territorial courts of the Virgin Islands, Canal Zone, and Guam are excluded through 1976.



Table H-17  
 U.S. District Courts  
 Disposition of Defendants Charged with Antitrust Violations  
 Showing Convicted and Not Convicted  
 During the Twelve Month Periods Ended June 30, 1970 through 1982

Year	Total Defendants	Not Convicted				Convicted and Sentenced				
		Total	Dis- missed <sup>1</sup>	Acquitted by		Total	Plea of		Convicted by	
				Court	Jury		Guilty	Nolo Conten- dere <sup>2</sup>	Court	Jury
1970 ...	119	6	6	-	-	113	104	-	-	9
1971 ...	57	13	1	-	12	44	43	-	1	-
1972 ...	59	-	-	-	-	59	54	-	-	5
1973 ...	130	6	-	-	6	124	103	-	19	2
1974 ...	115	8	4	2	2	107	104	-	1	2
1975 ...	123	11	11	-	-	112	106	-	3	3
1976 ...	245	70	50	14	6	175	154	-	8	13
1977 ...	188	27	5	-	22	161	153	-	2	1
1978 ...	221	55	23	1	31	166	144	-	-	22
1979 ...	243	13	4	-	9	230	219	-	1	10
1980 ...	118	35	11	-	24	83	74	-	4	5
1981 ...	213	56	27	-	29	157	148	-	-	9
1982 ...	159	12	3	-	9	147	106	28	-	13

<sup>1</sup> Beginning in 1968, defendants who were committed pursuant to Title 28 U.S.C. Section 2902(b) of the Narcotic Addict Rehabilitation Act are included in the dismissed column through 1981.

<sup>2</sup> Prior to 1982, pleas of nolo contendere are included with pleas of guilty.

**Note:** The District of Columbia is excluded from the data through 1973. The territorial courts of the Virgin Islands, Canal Zone, and Guam are excluded through 1976.

Table H-17a  
 U.S. District Courts  
 Disposition of Defendants Charged with Antitrust Violations  
 Showing Type of Sentence  
 During the Twelve Month Periods Ended June 30, 1970 through 1982

Year	Total Imprisonment	Regular Sentences to Imprisonment <sup>1</sup>					Other Sentences To Imprisonment			Probation <sup>2</sup>					Fine and Other <sup>7</sup>	
		1-12 Months	13-35 Months	36-53 Months	60 Mos. and Over	Average Sentence in Months <sup>3</sup>	Split Sentences <sup>4</sup>	Indeterminate <sup>5</sup>	Y.C.A. or Y.O. <sup>6</sup>	Total	1-12 Months	13-24 Months	25-36 Months	37 Mos. and Over		Average Sentence in Months
1970 ...	3	-	-	-	-	+	3	-	-	9	-	-	-	-	-	101
1971 ...	7	-	-	-	-	+	7	-	-	-	-	-	-	-	37	
1972 ...	-	-	-	-	-	+	-	-	-	13	-	-	-	-	46	
1973 ...	5	3	1	-	1	+	-	-	-	8	-	-	-	-	111	
1974 ...	16	13	-	1	-	+	2	-	-	29	-	-	-	-	62	
1975 ...	8	4	-	-	-	+	4	-	-	31	-	-	-	-	73	
1976 ...	-	-	-	-	-	+	-	-	-	37	-	-	-	-	138	
1977 ...	5	5	-	-	-	+	-	-	-	27	-	-	-	-	129	
1978 ...	21	4	-	-	-	+	17	-	-	32	20	8	4	-	113	
1979 ...	17	5	-	-	-	+	12	-	-	52	33	14	2	16.2	161	
1980 ...	9	5	-	-	-	+	4	-	-	24	7	6	10	26.8	50	
1981 ...	52	33	1	1	-	4.1	17	-	-	33	5	12	13	28.4	72	
1982 ...	48	18	2	5	-	11.3	23	-	-	27	2	10	1	41.4	72	

H-35

<sup>1</sup> Includes sentences of more than six months which are to be followed by a term of probation (mixed sentences).  
<sup>2</sup> Prior to 1978, probation terms and average sentences are not shown separately.  
<sup>3</sup> Excludes split sentences, indeterminate sentences, Youth Corrections Act/offender sentences, and life sentences beginning in 1978.  
<sup>4</sup> A split sentence is a sentence on a one count indictment of six months or less in a jail type institution followed by a term of probation, Title 18 U.S.C. Section 3651. Included in these figures are mixed sentences involving confinement for six months or less on one count, to be followed by a term of probation on one or more other counts.  
<sup>5</sup> Title 18 U.S.C. Sections 4205 B (1) and (2). Included in Total Imprisonment prior to 1978.  
<sup>6</sup> Title 18 U.S.C. Section 5010 (B)(C). Included in Total Imprisonment prior to 1978.  
<sup>7</sup> Includes deportation, suspended sentences, imprisonment for four days or less or for time already served, remitted and suspended fines.  
 + Average not computed where number of defendants sentenced to prison was less than 25.

Note: The District of Columbia is excluded from the data through 1973. The territorial courts of the Virgin Islands, Canal Zone, and Guam are excluded through 1976.

Table H-18  
 U.S. District Courts  
 Disposition of Defendants Charged With Rape  
 Showing Convicted and Not Convicted  
 During the Twelve Month Periods Ended June 30, 1970 through 1981

Year	Total Defendants	Not Convicted				Convicted and Sentenced				
		Total	Dis- missed <sup>1</sup>	Acquitted by		Total	Plea of		Convicted by	
				Court	Jury		Guilty	Nolo Conten- dere <sup>2</sup>	Court	Jury
1970 ...	68	16	11	1	4	52	36	-	1	15
1971 ...	67	41	26	-	15	26	16	-	2	8
1972 ...	66	26	14	1	11	40	27	-	3	10
1973 ...	55	23	17	-	6	32	21	-	-	11
1974 ...	74	25	20	4	1	49	38	-	1	10
1975 ...	79	26	19	1	6	53	42	-	2	9
1976 ...	89	33	31	-	2	56	40	-	2	14
1977 ...	115	34	23	-	11	81	63	-	2	16
1978 ...	92	22	16	2	4	70	44	-	7	19
1979 ...	109	28	19	2	7	81	53	-	12	16
1980 ...	76	27	23	-	4	49	40	-	3	6
1981 ...	97	43	26	1	16	54	42	-	3	9
1982 ...	71	22	18	-	4	49	30	-	7	12

<sup>1</sup> Beginning in 1968, defendants who were committed pursuant to Title 28 U.S.C. Section 2902(b) of the Narcotic Addict Rehabilitation Act are included in the dismissed column through 1981.

<sup>2</sup> Prior to 1982, pleas of nolo contendere are included with pleas of guilty.

**Note:** The District of Columbia is excluded from the data through 1973. The territorial courts of the Virgin Islands, Canal Zone, and Guam are excluded through 1976.



Table H-18a  
 U.S. District Courts  
 Disposition of Defendants Charged with Rape  
 Showing Type of Sentence  
 During the Twelve Month Periods Ended June 30, 1970 through 1982

Year	Total Imprisonment	Regular Sentences to Imprisonment <sup>1</sup>					Other Sentences To Imprisonment			Probation <sup>2</sup>					Fine and Other <sup>7</sup>	
		1-12 Months	13-35 Months	36-59 Months	60 Mos. and Over	Average Sentence in Months <sup>3</sup>	Split Sentences <sup>4</sup>	Indeterminate <sup>5</sup>	Y.C.A. or Y.O. <sup>6</sup>	Total	1-12 Months	13-24 Months	25-36 Months	37 Mos. and Over		Average Sentence in Months
1970 ...	40	1	7	13	17	115.9	2	-	-	11	-	-	-	-	-	-
1971 ...	18	1	1	11	3	+	2	-	-	7	-	-	-	-	-	1
1972 ...	26	2	2	5	15	94.3	2	-	-	14	-	-	-	-	-	1
1973 ...	26	3	2	10	11	95.0	-	-	-	5	-	-	-	-	-	-
1974 ...	28	2	2	6	14	83.7	4	-	-	21	-	-	-	-	-	1
1975 ...	24	1	-	10	8	+	5	-	-	28	-	-	-	-	-	-
1976 ...	36	5	-	11	17	84.2	3	-	-	20	-	-	-	-	-	1
1977 ...	47	6	6	9	22	97.7	4	-	-	33	-	-	-	-	-	3
1978 ...	52	2	2	10	18	64.9	3	1	10	18	2	1	10	5	-	1
1979 ...	65	10	6	20	18	73.6	5	5	1	13	2	2	4	5	37.2	-
1980 ...	38	3	3	8	16	76.8	2	4	2	11	1	2	5	3	36.5	3
1981 ...	36	1	5	7	11	163.6	2	7	3	17	-	2	3	12	44.9	-
1982 ...	42	1	2	8	18	120.5	1	7	5	6	1	-	1	4	46.0	1

H-37

- <sup>1</sup> Includes sentences of more than six months which are to be followed by a term of probation (mixed sentences).
- <sup>2</sup> Prior to 1978, probation terms and average sentences are not shown separately.
- <sup>3</sup> Excludes split sentences, indeterminate sentences, Youth Corrections Act/offender sentences, and life sentences beginning in 1978.
- <sup>4</sup> A split sentence is a sentence on a one count indictment of six months or less in a jail type institution followed by a term of probation, Title 18 U.S.C. Section 3651. Included in these figures are mixed sentences involving confinement for six months or less on one count, to be followed by a term of probation on one or more other counts.
- <sup>5</sup> Title 18 U.S.C. Sections 4205 B (1) and (2). Included in Total Imprisonment prior to 1978.
- <sup>6</sup> Title 18 U.S.C. Section 5010 (B)(C). Included in Total Imprisonment prior to 1978.
- <sup>7</sup> Includes deportation, suspended sentences, imprisonment for four days or less or for time already served, remitted and suspended fines.

+ Average not computed where number of defendants sentenced to prison was less than 25.

Note: The District of Columbia is excluded from the data through 1973. The territorial courts of the Virgin Islands, Canal Zone, and Guam are excluded through 1976.

Table H-19  
 U.S. District Courts  
 Disposition of Defendants Charged with Bank Robbery  
 Showing Convicted and Not Convicted  
 During the Twelve Month Periods Ended June 30, 1970 through 1982

Year	Total Defendants	Not Convicted				Convicted and Sentenced				
		Total	Dis- missed	Acquitted by		Total	Plea of		Convicted by	
				Court	Jury		Guilty	Nolo Conten- dere <sup>2</sup>	Court	Jury
1970 ...	1,160	202	163	8	31	958	699	-	34	225
1971 ...	1,774	477	397	13	67	1,297	954	-	36	307
1972 ...	1,730	311	247	7	57	1,419	1,054	-	29	336
1973 ...	1,671	314	257	8	49	1,357	1,011	-	29	317
1974 ...	1,877	366	295	7	64	1,439	1,032	-	47	360
1975 ...	2,000	381	316	12	53	1,853	1,394	-	45	414
1976 ...	2,000	378	303	17	58	2,138	1,672	-	36	430
1977 ...	1,822	272	207	2	63	1,910	1,499	-	20	391
1978 ...	1,690	227	188	6	33	1,463	1,178	-	25	260
1979 ...	1,292	172	140	4	28	1,120	895	-	25	200
1980 ...	1,329	164	133	5	26	1,165	938	-	14	213
1981 ...	1,402	173	143	4	26	1,229	972	-	29	228
1982 ...	1,603	179	139	1	39	1,424	1,128	4	31	261

<sup>1</sup> Beginning in 1968, defendants who were committed pursuant to Title 28 U.S.C. Section 2902(b) of the Narcotic Addiction Rehabilitation Act are included in the dismissed column through 1981.

<sup>2</sup> Prior to 1982, pleas of nolo contendere are included with pleas of guilty.

**Note:** The District of Columbia is excluded from the data through 1973. The territorial courts of the Virgin Islands, Canal Zone, and Guam are excluded through 1976.

Table H-19a  
 U.S. District Courts  
 Disposition of Defendants Charged with Bank Robbery  
 Showing Type of Sentence  
 During the Twelve Month Periods Ended June 30, 1970 through 1982

Year	Total Imprisonment	Regular Sentences to Imprisonment <sup>1</sup>					Other Sentences To Imprisonment			Probation <sup>2</sup>					Fine and Other <sup>7</sup>	
		1-12 Months	13-35 Months	36-59 Months	60 Mos. and Over	Average Sentence in Months <sup>3</sup>	Split Sentences <sup>4</sup>	Indeterminate <sup>5</sup>	Y.C.A. or Y.O. <sup>6</sup>	Total	1-12 Months	13-24 Months	25-36 Months	37 Mos. and Over		Average Sentence in Months
1970 ...	886	3	18	118	732	139.5	15	-	-	70	-	-	-	-	-	-
1971 ...	1,194	11	22	178	968	136.1	15	-	-	103	-	-	-	-	-	2
1972 ...	1,303	8	25	203	1,026	124.1	41	-	-	116	-	-	-	-	-	-
1973 ...	1,244	7	38	152	1,014	136.7	33	-	-	112	-	-	-	-	-	-
1974 ...	1,287	13	27	190	1,028	129.5	29	-	-	152	-	-	-	-	-	1
1975 ...	1,668	15	42	272	1,313	128.2	26	-	-	185	-	-	-	-	-	-
1976 ...	1,917	11	53	296	1,524	136.7	33	-	-	220	-	-	-	-	-	-
1977 ...	1,766	19	39	248	1,418	134.1	42	-	-	143	-	-	-	-	-	1
1978 ...	1,332	14	39	73	796	144.1	47	168	195	128	5	8	39	76	47.6	1
1979 ...	1,040	6	14	43	642	150.1	32	169	134	77	3	6	19	49	47.7	3
1980 ...	1,084	7	14	50	603	146.1	35	243	132	80	2	3	16	59	53.1	3
1981 ...	1,149	3	15	27	668	161.2	25	289	122	80	5	1	21	53	51.0	1
1982 ...	1,335	13	14	47	827	169.4	49	285	100	85	-	1	24	60	53.2	4

68-H

- <sup>1</sup> Includes sentences of more than six months which are to be followed by a term of probation (mixed sentences).
- <sup>2</sup> Prior to 1978, probation terms and average sentences are not shown separately.
- <sup>3</sup> Excludes split sentences, indeterminate sentences, Youth Corrections Act/offender sentences, and life sentences beginning in 1978.
- <sup>4</sup> A split sentence is a sentence on a one count indictment of six months or less in a jail type institution followed by a term of probation, Title 18 U.S.C. Section 3651. Included in these figures are mixed sentences involving confinement for six months or less on one count, to be followed by a term of probation on one or more other counts.
- <sup>5</sup> Title 18 U.S.C. Sections 4205 B (1) and (2). Included in Total Imprisonment prior to 1978.
- <sup>6</sup> Title 18 U.S.C. Section 5010 (B)(C). Included in Total Imprisonment prior to 1978.
- <sup>7</sup> Includes deportation, suspended sentences, imprisonment for four days or less or for time already served, remitted and suspended fines.

Note: The District of Columbia is excluded from the data through 1973. The territorial courts of the Virgin Islands, Canal Zone, and Guam are excluded through 1976.



Appendix Detail Table X-1  
Criminal Defendants Disposed of by Type of Disposition  
1982

TABLE 1  
UNITED STATES DISTRICT COURTS  
CRIMINAL DEFENDANTS DISPOSED OF BY TYPE OF DISPOSITION  
TWELVE MONTH PERIOD ENDED JUNE 30, 1982

DISTRICT AND OFFENSE	TOTAL DEFENDANTS	NOT CONVICTED				CONVICTED AND SENTENCED			
		TOTAL	DIS-MISSED	ACQUITTED BY		TOTAL	PLEA OF GUILTY OR Nolo Contendere	CONVICTED BY	
				COURT	JURY			COURT	JURY
<b>DISTRICT OF COLUMBIA TOTAL</b>	<b>632</b>	<b>126</b>	<b>103</b>	<b>2</b>	<b>21</b>	<b>506</b>	<b>433</b>	<b>14</b>	<b>59</b>
HOMICIDE	-	-	-	-	-	-	-	-	-
ROBBERY	13	10	9	1	-	3	3	-	-
ASSAULT	1	-	-	-	-	1	1	-	-
BURGLARY	-	-	-	-	-	-	-	-	-
LARCENY AND THEFT	36	9	8	-	1	57	52	2	3
EMBEZZLEMENT	39	3	2	-	1	36	35	-	1
FRAUD	107	12	10	-	2	95	91	-	4
AUTO THEFT	-	-	-	-	-	-	-	-	-
FORGERY, COUNTERFEIT.	32	3	3	-	-	29	29	-	-
SEX OFFENSES	8	1	1	-	-	7	7	-	-
MARIHUANA	12	3	2	-	1	9	7	-	2
NARCOTICS	258	57	51	-	6	201	157	9	35
WEAPONS AND FIREARMS	46	16	9	1	6	30	19	2	9
ESCAPE	19	3	3	-	-	16	16	-	-
OTHER GENERAL OFFENSES	22	9	5	-	4	13	9	-	4
IMMIGRATION LAWS	-	-	-	-	-	-	-	-	-
LIQUOR, INTERNAL REV.	-	-	-	-	-	-	-	-	-
SELECTIVE SERVICE ACT	-	-	-	-	-	-	-	-	-
OTHER SPECIAL OFFENSES (FEDERAL STATUTES)	9	-	-	-	-	9	7	1	1
<b>MAINE TOTAL</b>	<b>86</b>	<b>16</b>	<b>15</b>	<b>-</b>	<b>3</b>	<b>68</b>	<b>57</b>	<b>1</b>	<b>10</b>
HOMICIDE	-	-	-	-	-	-	-	-	-
ROBBERY	2	1	-	-	1	1	1	-	-
ASSAULT	-	-	-	-	-	-	-	-	-
BURGLARY	-	-	-	-	-	-	-	-	-
LARCENY AND THEFT	1	-	-	-	-	1	1	-	-
EMBEZZLEMENT	8	-	-	-	-	8	8	-	-
FRAUD	8	3	3	-	-	5	5	-	-
AUTO THEFT	-	-	-	-	-	-	-	-	-
FORGERY, COUNTERFEIT.	13	5	3	-	2	8	8	-	-
SEX OFFENSES	-	-	-	-	-	-	-	-	-
MARIHUANA	17	-	-	-	-	17	7	-	10
NARCOTICS	11	4	4	-	-	7	7	-	-
WEAPONS AND FIREARMS	4	1	1	-	-	3	3	-	-
ESCAPE	1	1	1	-	-	-	-	-	-
OTHER GENERAL OFFENSES	2	-	-	-	-	2	2	-	-
IMMIGRATION LAWS	1	-	-	-	-	1	-	1	-
LIQUOR, INTERNAL REV.	-	-	-	-	-	-	-	-	-
SELECTIVE SERVICE ACT	-	-	-	-	-	-	-	-	-
OTHER SPECIAL OFFENSES (FEDERAL STATUTES)	18	3	3	-	-	15	15	-	-
<b>MASSACHUSETTS TOTAL</b>	<b>538</b>	<b>103</b>	<b>69</b>	<b>2</b>	<b>32</b>	<b>435</b>	<b>341</b>	<b>11</b>	<b>83</b>
HOMICIDE	-	-	-	-	-	-	-	-	-
ROBBERY	15	5	3	-	2	10	7	-	3
ASSAULT	9	3	1	-	2	6	4	-	2
BURGLARY	1	-	-	-	-	1	-	-	1
LARCENY AND THEFT	64	16	7	-	9	48	43	1	4
EMBEZZLEMENT	48	8	6	-	2	40	37	-	3
FRAUD	111	20	13	1	5	91	71	1	19
AUTO THEFT	5	2	2	-	-	3	3	-	-
FORGERY, COUNTERFEIT.	52	9	8	-	1	43	37	3	3
SEX OFFENSES	1	-	-	-	-	1	-	1	-
MARIHUANA	17	4	4	-	-	13	13	-	-
NARCOTICS	82	6	5	-	1	76	46	1	29
WEAPONS AND FIREARMS	25	5	4	-	1	21	18	-	3
ESCAPE	8	3	2	1	-	5	5	-	-
OTHER GENERAL OFFENSES	38	7	5	-	2	31	17	1	13
IMMIGRATION LAWS	5	2	2	-	-	3	3	-	-
LIQUOR, INTERNAL REV.	-	-	-	-	-	-	-	-	-
SELECTIVE SERVICE ACT	-	-	-	-	-	-	-	-	-
OTHER SPECIAL OFFENSES (FEDERAL STATUTES)	56	13	7	-	6	43	37	3	3

**TABLE 1  
UNITED STATES DISTRICT COURTS  
CRIMINAL DEFENDANTS DISPOSED OF BY TYPE OF DISPOSITION  
TWELVE MONTH PERIOD ENDED JUNE 30, 1982**

DISTRICT AND OFFENSE	TOTAL DEFENDANTS	NOT CONVICTED				CONVICTED AND SENTENCED			
		TOTAL	DIS-MISSED	ACQUITTED BY		TOTAL	PLEA OF GUILTY OR NOLIT CON-TENDERE	CONVICTED BY	
				COURT	JURY			COURT	JURY
<b>NEW HAMPSHIRE TOTAL</b>	<b>65</b>	<b>7</b>	<b>6</b>	-	<b>1</b>	<b>58</b>	<b>44</b>	-	<b>14</b>
HOMICIDE	-	-	-	-	-	-	-	-	-
ROBBERY	2	-	-	-	-	2	1	-	1
ASSAULT	-	-	-	-	-	-	-	-	-
BURGLARY	1	-	-	-	-	1	-	-	-
LARCENY AND THEFT	3	1	1	-	-	2	2	-	-
EMBEZZLEMENT	2	-	-	-	-	2	2	-	-
FRAUD	13	2	2	-	-	11	6	-	5
AUTO THEFT	1	-	-	-	-	1	1	-	-
FORGERY, COUNTERFEIT.	12	-	-	-	-	12	12	-	-
SEX OFFENSES	-	-	-	-	-	-	-	-	-
MARIHUANA	-	-	-	-	-	-	-	-	-
NARCOTICS	7	1	1	-	-	6	-	-	6
WEAPONS AND FIREARMS	2	-	-	-	-	2	1	-	1
ESCAPE	1	-	-	-	-	1	1	-	-
OTHER GENERAL OFFENSES	5	1	-	-	1	4	3	-	1
IMMIGRATION LAWS	3	-	-	-	-	3	3	-	-
LIQUOR, INTERNAL REV.	-	-	-	-	-	-	-	-	-
SELECTIVE SERVICE ACT	-	-	-	-	-	-	-	-	-
OTHER SPECIAL OFFENSES (FEDERAL STATUTES)	13	2	2	-	-	11	11	-	-
<b>RHODE ISLAND TOTAL</b>	<b>157</b>	<b>18</b>	<b>13</b>	-	<b>5</b>	<b>139</b>	<b>122</b>	<b>1</b>	<b>16</b>
HOMICIDE	-	-	-	-	-	-	-	-	-
ROBBERY	-	-	-	-	-	-	-	-	-
ASSAULT	-	-	-	-	-	-	-	-	-
BURGLARY	-	-	-	-	-	-	-	-	-
LARCENY AND THEFT	14	-	-	-	-	14	14	-	-
EMBEZZLEMENT	8	1	1	-	-	7	7	-	-
FRAUD	51	4	3	-	1	47	45	-	2
AUTO THEFT	13	2	2	-	-	11	10	-	1
FORGERY, COUNTERFEIT.	19	1	1	-	-	18	17	-	1
SEX OFFENSES	2	-	-	-	-	2	-	-	2
MARIHUANA	-	-	-	-	-	-	-	-	-
NARCOTICS	6	1	-	-	1	5	4	-	1
WEAPONS AND FIREARMS	9	1	1	-	-	8	6	-	2
ESCAPE	1	-	-	-	-	1	1	-	-
OTHER GENERAL OFFENSES	18	4	1	-	3	14	11	1	2
IMMIGRATION LAWS	2	1	1	-	-	1	1	-	-
LIQUOR, INTERNAL REV.	-	-	-	-	-	-	-	-	-
SELECTIVE SERVICE ACT	-	-	-	-	-	-	-	-	-
OTHER SPECIAL OFFENSES (FEDERAL STATUTES)	14	3	3	-	-	11	6	-	5
<b>PUERTO RICO TOTAL</b>	<b>289</b>	<b>62</b>	<b>47</b>	<b>2</b>	<b>13</b>	<b>227</b>	<b>205</b>	<b>5</b>	<b>17</b>
HOMICIDE	-	-	-	-	-	-	-	-	-
ROBBERY	3	2	1	-	1	1	-	-	1
ASSAULT	3	-	-	-	-	3	2	-	1
BURGLARY	1	-	-	-	-	1	1	-	-
LARCENY AND THEFT	14	4	3	-	1	10	10	-	-
EMBEZZLEMENT	13	3	2	1	-	10	9	-	1
FRAUD	30	6	6	-	-	24	23	-	1
AUTO THEFT	-	-	-	-	-	-	-	-	-
FORGERY, COUNTERFEIT.	29	11	6	-	5	18	18	-	-
SEX OFFENSES	-	-	-	-	-	-	-	-	-
MARIHUANA	14	2	-	-	2	12	10	2	-
NARCOTICS	34	9	7	-	2	25	18	-	7
WEAPONS AND FIREARMS	1	-	-	-	-	1	-	-	1
ESCAPE	2	1	1	-	-	1	1	-	-
OTHER GENERAL OFFENSES	4	-	-	-	-	4	2	-	2
IMMIGRATION LAWS	80	8	7	-	1	72	70	1	1
LIQUOR, INTERNAL REV.	-	-	-	-	-	-	-	-	-
SELECTIVE SERVICE ACT	-	-	-	-	-	-	-	-	-
OTHER SPECIAL OFFENSES (FEDERAL STATUTES)	61	16	14	1	1	45	41	2	2

**TABLE 1  
UNITED STATES DISTRICT COURTS  
CRIMINAL DEFENDANTS DISPOSED OF BY TYPE OF DISPOSITION  
TWELVE MONTH PERIOD ENDED JUNE 30, 1982**

DISTRICT AND OFFENSE	TOTAL DEFENDANTS	NOT CONVICTED				CONVICTED AND SENTENCED			
		TOTAL	DIS-MISSED	ACQUITTED BY		TOTAL	PLEA OF GUILTY OR NOLIT CON-TENDERE	CONVICTED BY	
				COURT	JURY			COURT	JURY
<b>CONNECTICUT TOTAL</b>	<b>262</b>	<b>41</b>	<b>33</b>	<b>1</b>	<b>7</b>	<b>221</b>	<b>185</b>	<b>5</b>	<b>31</b>
HOMICIDE	-	-	-	-	-	-	-	-	-
ROBBERY	8	1	1	-	-	7	5	-	2
ASSAULT	2	-	-	-	-	2	1	-	1
BURGLARY	-	-	-	-	-	-	-	-	-
LARCENY AND THEFT	15	5	4	-	1	10	8	-	2
EMBEZZLEMENT	25	3	2	-	1	22	21	1	-
FRAUD	71	15	14	1	-	56	50	1	5
AUTO THEFT	8	-	-	-	-	8	8	-	-
FORGERY, COUNTERFEIT.	15	3	3	-	-	12	11	-	1
SEX OFFENSES	-	-	-	-	-	-	-	-	-
MARIHUANA	6	-	-	-	-	6	5	1	-
NARCOTICS	52	4	4	-	-	48	39	-	9
WEAPONS AND FIREARMS	17	-	-	-	-	17	13	-	4
ESCAPE	5	-	-	-	-	5	5	-	-
OTHER GENERAL OFFENSES	18	7	3	-	4	11	6	-	5
IMMIGRATION LAWS	2	-	-	-	-	2	2	-	-
LIQUOR, INTERNAL REV.	-	-	-	-	-	-	-	-	-
SELECTIVE SERVICE ACT	-	-	-	-	-	-	-	-	-
OTHER SPECIAL OFFENSES (FEDERAL STATUTES)	18	3	2	-	1	15	11	2	2
<b>NEW YORK NORTHERN TOTAL</b>	<b>137</b>	<b>17</b>	<b>14</b>	-	<b>3</b>	<b>120</b>	<b>104</b>	-	<b>16</b>
HOMICIDE	-	-	-	-	-	-	-	-	-
ROBBERY	1	1	-	-	1	-	-	-	-
ASSAULT	3	1	1	-	-	2	1	-	1
BURGLARY	1	-	-	-	-	1	1	-	-
LARCENY AND THEFT	8	3	3	-	-	5	5	-	-
EMBEZZLEMENT	15	-	-	-	-	15	15	-	-
FRAUD	33	2	2	-	-	31	24	-	7
AUTO THEFT	1	-	-	-	-	1	1	-	-
FORGERY, COUNTERFEIT.	7	-	-	-	-	7	6	-	1
SEX OFFENSES	-	-	-	-	-	-	-	-	-
MARIHUANA	5	-	-	-	-	5	4	-	1
NARCOTICS	27	1	1	-	-	26	26	-	-
WEAPONS AND FIREARMS	1	-	-	-	-	1	1	-	-
ESCAPE	1	-	-	-	-	1	1	-	-
OTHER GENERAL OFFENSES	9	3	1	-	2	6	-	-	6
IMMIGRATION LAWS	12	2	2	-	-	10	10	-	-
LIQUOR, INTERNAL REV.	-	-	-	-	-	-	-	-	-
SELECTIVE SERVICE ACT	-	-	-	-	-	-	-	-	-
OTHER SPECIAL OFFENSES (FEDERAL STATUTES)	13	4	4	-	-	9	9	-	-
<b>NEW YORK EASTERN TOTAL</b>	<b>1,078</b>	<b>175</b>	<b>141</b>	<b>1</b>	<b>35</b>	<b>903</b>	<b>747</b>	<b>7</b>	<b>149</b>
HOMICIDE	-	-	-	-	-	-	-	-	-
ROBBERY	55	6	5	-	1	49	41	-	8
ASSAULT	7	5	4	-	1	2	1	-	1
BURGLARY	2	-	-	-	-	2	-	1	1
LARCENY AND THEFT	94	12	10	-	2	82	66	-	16
EMBEZZLEMENT	119	14	12	-	2	105	102	-	3
FRAUD	174	22	19	-	3	152	137	1	14
AUTO THEFT	1	-	-	-	-	1	1	-	-
FORGERY, COUNTERFEIT.	57	8	7	-	1	49	45	-	4
SEX OFFENSES	2	1	1	-	-	1	1	-	-
MARIHUANA	55	21	20	-	1	34	24	1	9
NARCOTICS	293	59	43	1	15	234	169	-	65
WEAPONS AND FIREARMS	36	-	-	-	-	36	34	-	2
ESCAPE	2	-	-	-	-	2	2	-	-
OTHER GENERAL OFFENSES	60	9	6	-	3	51	28	-	23
IMMIGRATION LAWS	6	1	1	-	-	7	7	-	-
LIQUOR, INTERNAL REV.	-	-	-	-	-	-	-	-	-
SELECTIVE SERVICE ACT	-	-	-	-	-	-	-	-	-
OTHER SPECIAL OFFENSES (FEDERAL STATUTES)	113	17	13	-	4	96	89	4	3

**TABLE 1**  
**UNITED STATES DISTRICT COURTS**  
**CRIMINAL DEFENDANTS DISPOSED OF BY TYPE OF DISPOSITION**  
**TWELVE MONTH PERIOD ENDED JUNE 30, 1982**

DISTRICT AND OFFENSE	TOTAL DEFENDANTS	NOT CONVICTED				CONVICTED AND SENTENCED			
		TOTAL	DIS-MISSED	ACQUITTED BY		TOTAL	PLEA OF GUILTY OR NOLLO CONTENDERE	CONVICTED BY	
				COURT	JURY			COURT	JURY
<b>NEW YORK SOUTHERN TOTAL</b>	<b>1,254</b>	<b>191</b>	<b>159</b>	<b>1</b>	<b>31</b>	<b>1,063</b>	<b>911</b>	<b>13</b>	<b>139</b>
HOMICIDE	-	-	-	-	-	-	-	-	-
ROBBERY	105	7	5	-	2	98	88	1	9
ASSAULT	8	1	1	-	-	7	5	-	-
BURGLARY	1	-	-	-	-	1	-	-	1
LARCENY AND THEFT	119	18	16	-	2	101	89	-	12
EMBEZZLEMENT	149	12	8	-	4	137	130	-	7
FRAUD	245	36	30	-	6	209	171	4	34
AUTO THEFT	9	2	2	-	-	7	4	-	3
FORGERY, COUNTERFEIT.	81	15	13	-	2	66	62	-	4
SEX OFFENSES	1	-	-	-	-	1	1	-	-
MARIJUANA	26	8	8	-	-	18	16	-	2
NARCOTICS	222	34	27	1	6	188	140	-	48
WEAPONS AND FIREARMS	29	4	4	-	-	25	22	-	3
ESCAPE	16	2	2	-	-	14	13	-	1
OTHER GENERAL OFFENSES	12	12	8	-	4	50	39	2	9
IMMIGRATION LAWS	16	3	3	-	-	23	22	-	1
LIQUOR, INTERNAL REV.	-	-	-	-	-	-	-	-	-
SELECTIVE SERVICE ACT	-	-	-	-	-	-	-	-	-
OTHER SPECIAL OFFENSES (FEDERAL STATUTES)	155	37	32	-	5	118	109	6	3
<b>NEW YORK WESTERN TOTAL</b>	<b>202</b>	<b>35</b>	<b>28</b>	<b>-</b>	<b>7</b>	<b>167</b>	<b>150</b>	<b>-</b>	<b>17</b>
HOMICIDE	-	-	-	-	-	-	-	-	-
ROBBERY	20	4	1	-	3	15	11	-	5
ASSAULT	2	2	-	-	-	-	-	-	-
BURGLARY	-	-	-	-	-	-	-	-	-
LARCENY AND THEFT	15	2	2	-	-	13	12	-	1
EMBEZZLEMENT	28	1	-	-	1	27	25	-	2
FRAUD	56	8	8	-	-	48	41	-	7
AUTO THEFT	5	2	2	-	-	3	3	-	-
FORGERY, COUNTERFEIT.	9	-	-	-	-	9	-	-	-
SEX OFFENSES	-	-	-	-	-	-	-	-	-
MARIJUANA	8	2	2	-	-	6	6	-	-
NARCOTICS	20	3	2	-	1	17	15	-	2
WEAPONS AND FIREARMS	5	4	4	-	-	1	1	-	-
ESCAPE	1	-	-	-	-	1	1	-	-
OTHER GENERAL OFFENSES	2	-	-	-	-	2	2	-	-
IMMIGRATION LAWS	9	3	3	-	-	6	6	-	-
LIQUOR, INTERNAL REV.	-	-	-	-	-	-	-	-	-
SELECTIVE SERVICE ACT	-	-	-	-	-	-	-	-	-
OTHER SPECIAL OFFENSES (FEDERAL STATUTES)	22	4	4	-	-	18	18	-	-
<b>VERMONT TOTAL</b>	<b>93</b>	<b>16</b>	<b>12</b>	<b>-</b>	<b>4</b>	<b>77</b>	<b>68</b>	<b>1</b>	<b>8</b>
HOMICIDE	-	-	-	-	-	-	-	-	-
ROBBERY	2	-	-	-	-	2	2	-	-
ASSAULT	-	-	-	-	-	-	-	-	-
BURGLARY	-	-	-	-	-	-	-	-	-
LARCENY AND THEFT	3	-	-	-	-	3	3	-	-
EMBEZZLEMENT	1	-	-	-	-	1	1	-	-
FRAUD	10	4	2	-	2	6	5	-	1
AUTO THEFT	-	-	-	-	-	-	-	-	-
FORGERY, COUNTERFEIT.	8	-	-	-	-	8	7	-	1
SEX OFFENSES	-	-	-	-	-	-	-	-	-
MARIJUANA	10	2	-	-	2	8	6	-	2
NARCOTICS	14	-	-	-	-	14	12	-	2
WEAPONS AND FIREARMS	8	3	3	-	-	5	3	1	1
ESCAPE	2	-	-	-	-	2	2	-	-
OTHER GENERAL OFFENSES	2	1	1	-	-	1	-	-	1
IMMIGRATION LAWS	26	3	3	-	-	23	23	-	-
LIQUOR, INTERNAL REV.	-	-	-	-	-	-	-	-	-
SELECTIVE SERVICE ACT	-	-	-	-	-	-	-	-	-
OTHER SPECIAL OFFENSES (FEDERAL STATUTES)	7	3	3	-	-	4	4	-	-

**TABLE 1**  
**UNITED STATES DISTRICT COURTS**  
**CRIMINAL DEFENDANTS DISPOSED OF BY TYPE OF DISPOSITION**  
**TWELVE MONTH PERIOD ENDED JUNE 30, 1982**

DISTRICT AND OFFENSE	TOTAL DEFENDANTS	NOT CONVICTED				CONVICTED AND SENTENCED			
		TOTAL	DIS-MISSED	ACQUITTED BY		TOTAL	PLEA OF GUILTY OR NOLLO CONTENDERE	CONVICTED BY	
				COURT	JURY			COURT	JURY
<b>DELAWARE TOTAL</b>	<b>51</b>	<b>10</b>	<b>8</b>	<b>-</b>	<b>2</b>	<b>41</b>	<b>32</b>	<b>-</b>	<b>9</b>
HOMICIDE	-	-	-	-	-	-	-	-	-
ROBBERY	2	-	-	-	-	2	1	-	1
ASSAULT	-	-	-	-	-	-	-	-	-
BURGLARY	-	-	-	-	-	-	-	-	-
LARCENY AND THEFT	2	1	1	-	-	1	1	-	-
EMBEZZLEMENT	2	-	-	-	-	2	2	-	-
FRAUD	13	1	1	-	-	12	9	-	3
AUTO THEFT	2	-	-	-	-	2	1	-	1
FORGERY, COUNTERFEIT.	3	1	1	-	-	2	2	-	-
SEX OFFENSES	-	-	-	-	-	-	-	-	-
MARIJUANA	-	-	-	-	-	-	-	-	-
NARCOTICS	5	1	1	-	-	4	4	-	-
WEAPONS AND FIREARMS	7	2	2	-	-	5	4	-	1
ESCAPE	-	-	-	-	-	-	-	-	-
OTHER GENERAL OFFENSES	9	4	2	-	2	5	2	-	3
IMMIGRATION LAWS	-	-	-	-	-	-	-	-	-
LIQUOR, INTERNAL REV.	-	-	-	-	-	-	-	-	-
SELECTIVE SERVICE ACT	-	-	-	-	-	-	-	-	-
OTHER SPECIAL OFFENSES (FEDERAL STATUTES)	6	-	-	-	-	6	6	-	-
<b>NEW JERSEY TOTAL</b>	<b>747</b>	<b>120</b>	<b>100</b>	<b>-</b>	<b>20</b>	<b>627</b>	<b>533</b>	<b>5</b>	<b>89</b>
HOMICIDE	-	-	-	-	-	-	-	-	-
ROBBERY	35	6	2	-	4	29	7	-	22
ASSAULT	1	1	1	-	-	-	-	-	-
BURGLARY	-	-	-	-	-	-	-	-	-
LARCENY AND THEFT	58	10	9	-	1	58	54	1	3
EMBEZZLEMENT	44	3	2	-	1	41	41	-	-
FRAUD	293	50	46	-	4	243	220	2	21
AUTO THEFT	4	-	-	-	-	4	4	-	-
FORGERY, COUNTERFEIT.	52	5	3	-	2	47	41	-	6
SEX OFFENSES	-	-	-	-	-	-	-	-	-
MARIJUANA	15	1	1	-	-	14	12	-	2
NARCOTICS	55	9	5	-	4	46	42	-	4
WEAPONS AND FIREARMS	28	1	1	-	-	27	24	1	2
ESCAPE	1	-	-	-	-	1	1	-	-
OTHER GENERAL OFFENSES	65	12	10	-	2	53	30	-	23
IMMIGRATION LAWS	9	5	5	-	-	4	4	-	-
LIQUOR, INTERNAL REV.	-	-	-	-	-	-	-	-	-
SELECTIVE SERVICE ACT	-	-	-	-	-	-	-	-	-
OTHER SPECIAL OFFENSES (FEDERAL STATUTES)	77	17	15	-	2	60	53	1	6
<b>PENNSYLVANIA EASTERN TOTAL</b>	<b>623</b>	<b>115</b>	<b>87</b>	<b>4</b>	<b>24</b>	<b>508</b>	<b>373</b>	<b>34</b>	<b>101</b>
HOMICIDE	-	-	-	-	-	-	-	-	-
ROBBERY	29	3	1	-	2	26	17	1	8
ASSAULT	10	3	3	-	-	7	5	1	1
BURGLARY	3	-	-	-	-	3	1	2	-
LARCENY AND THEFT	43	6	4	1	1	37	33	-	4
EMBEZZLEMENT	28	4	3	-	1	24	21	-	3
FRAUD	148	16	8	2	6	132	101	9	22
AUTO THEFT	3	1	1	-	-	2	-	-	2
FORGERY, COUNTERFEIT.	38	1	1	-	-	37	35	-	2
SEX OFFENSES	1	-	-	-	-	1	1	-	-
MARIJUANA	17	2	2	-	-	15	11	1	3
NARCOTICS	146	22	13	-	9	124	84	6	34
WEAPONS AND FIREARMS	44	8	6	-	2	36	23	5	8
ESCAPE	3	-	-	-	-	3	3	-	-
OTHER GENERAL OFFENSES	49	10	8	1	1	39	25	1	13
IMMIGRATION LAWS	3	2	2	-	-	1	1	-	-
LIQUOR, INTERNAL REV.	-	-	-	-	-	-	-	-	-
SELECTIVE SERVICE ACT	-	-	-	-	-	-	-	-	-
OTHER SPECIAL OFFENSES (FEDERAL STATUTES)	58	37	35	-	2	21	12	8	1



**TABLE 1**  
**UNITED STATES DISTRICT COURTS**  
**CRIMINAL DEFENDANTS DISPOSED OF BY TYPE OF DISPOSITION**  
**TWELVE MONTH PERIOD ENDED JUNE 30, 1982**

DISTRICT AND OFFENSE	TOTAL DEFENDANTS	NOT CONVICTED				CONVICTED AND SENTENCED			
		TOTAL	DIS-MISSED	ACQUITTED BY		TOTAL	PLEA OF GUILTY OR Nolo CONTENDERE	CONVICTED BY	
				COURT	JURY			COURT	JURY
<b>PENNSYLVANIA MIDDLE TOTAL</b>	<b>282</b>	<b>55</b>	<b>41</b>	<b>1</b>	<b>13</b>	<b>227</b>	<b>200</b>	<b>2</b>	<b>25</b>
HOMICIDE	1	-	-	-	-	1	1	-	-
ROBBERY	8	2	1	-	-	6	5	-	1
ASSAULT	6	2	2	-	-	4	2	1	1
BURGLARY	-	-	-	-	-	-	-	-	-
LARCENY AND THEFT	32	3	2	-	1	29	21	-	8
EMBEZZLEMENT	15	2	2	-	-	13	12	-	1
FRAUD	104	19	11	-	8	85	79	1	5
AUTO THEFT	5	2	2	-	-	3	3	-	-
FORGERY, COUNTERFEIT.	39	6	6	-	-	33	32	-	1
SEX OFFENSES	-	-	-	-	-	-	-	-	-
MARIJUANA	4	2	1	1	-	2	2	-	-
NARCOTICS	10	1	1	-	-	9	6	-	3
WEAPONS AND FIREARMS	5	1	1	-	-	4	2	-	2
ESCAPE	10	2	2	-	-	8	8	-	-
OTHER GENERAL OFFENSES	25	8	5	-	3	17	15	-	2
IMMIGRATION LAWS	1	-	-	-	-	1	1	-	-
LIQUOR, INTERNAL REV.	-	-	-	-	-	-	-	-	-
SELECTIVE SERVICE ACT	-	-	-	-	-	-	-	-	-
OTHER SPECIAL OFFENSES (FEDERAL STATUTES)	17	5	5	-	-	12	11	-	1
<b>PENNSYLVANIA WESTERN TOTAL</b>	<b>257</b>	<b>49</b>	<b>40</b>	<b>1</b>	<b>8</b>	<b>208</b>	<b>154</b>	<b>5</b>	<b>49</b>
HOMICIDE	1	-	-	-	-	1	-	-	1
ROBBERY	25	1	1	-	-	24	19	1	4
ASSAULT	2	1	1	-	-	1	1	-	-
BURGLARY	-	-	-	-	-	-	-	-	-
LARCENY AND THEFT	30	4	2	-	2	26	23	-	3
EMBEZZLEMENT	11	1	1	-	-	10	10	-	-
FRAUD	53	7	6	-	1	46	34	1	11
AUTO THEFT	5	1	1	-	-	4	4	-	-
FORGERY, COUNTERFEIT.	26	11	10	-	1	15	11	-	4
SEX OFFENSES	-	-	-	-	-	-	-	-	-
MARIJUANA	6	1	1	-	-	5	2	1	2
NARCOTICS	38	7	4	1	2	31	19	1	11
WEAPONS AND FIREARMS	13	1	1	-	-	12	9	-	3
ESCAPE	1	-	-	-	-	1	1	-	-
OTHER GENERAL OFFENSES	16	1	1	-	-	15	10	1	4
IMMIGRATION LAWS	1	-	-	-	-	1	-	-	-
LIQUOR, INTERNAL REV.	-	-	-	-	-	-	-	-	-
SELECTIVE SERVICE ACT	-	-	-	-	-	-	-	-	-
OTHER SPECIAL OFFENSES (FEDERAL STATUTES)	29	13	11	-	2	16	11	-	5
<b>VIRGIN ISLANDS TOTAL</b>	<b>357</b>	<b>136</b>	<b>109</b>	<b>7</b>	<b>14</b>	<b>227</b>	<b>161</b>	<b>17</b>	<b>49</b>
HOMICIDE	20	6	5	-	1	14	5	1	8
ROBBERY	25	8	7	1	-	17	5	3	9
ASSAULT	48	15	12	-	3	33	18	-	15
BURGLARY	17	6	5	1	-	11	6	2	3
LARCENY AND THEFT	95	43	32	3	8	52	45	4	3
EMBEZZLEMENT	7	2	2	-	-	5	4	-	1
FRAUD	20	1	1	-	-	19	18	-	1
AUTO THEFT	-	-	-	-	-	-	-	-	-
FORGERY, COUNTERFEIT.	11	3	3	-	-	8	8	-	-
SEX OFFENSES	20	6	5	-	1	14	4	4	6
MARIJUANA	2	-	-	-	-	2	2	-	-
NARCOTICS	10	2	1	1	-	8	5	3	-
WEAPONS AND FIREARMS	6	3	3	-	-	3	3	-	-
ESCAPE	11	6	5	-	-	5	4	-	1
OTHER GENERAL OFFENSES	18	15	14	1	1	3	3	-	2
IMMIGRATION LAWS	45	12	12	-	-	33	31	-	-
LIQUOR, INTERNAL REV.	-	-	-	-	-	-	-	-	-
SELECTIVE SERVICE ACT	-	-	-	-	-	-	-	-	-
OTHER SPECIAL OFFENSES (FEDERAL STATUTES)	2	2	2	-	-	-	-	-	-

**TABLE 1**  
**UNITED STATES DISTRICT COURTS**  
**CRIMINAL DEFENDANTS DISPOSED OF BY TYPE OF DISPOSITION**  
**TWELVE MONTH PERIOD ENDED JUNE 30, 1982**

DISTRICT AND OFFENSE	TOTAL DEFENDANTS	NOT CONVICTED				CONVICTED AND SENTENCED			
		TOTAL	DIS-MISSED	ACQUITTED BY		TOTAL	PLEA OF GUILTY OR Nolo CONTENDERE	CONVICTED BY	
				COURT	JURY			COURT	JURY
<b>MARYLAND TOTAL</b>	<b>1,375</b>	<b>303</b>	<b>287</b>	<b>4</b>	<b>12</b>	<b>1,072</b>	<b>963</b>	<b>21</b>	<b>88</b>
HOMICIDE	2	-	-	-	-	2	1	1	-
ROBBERY	91	7	7	-	-	84	59	2	23
ASSAULT	19	7	7	-	-	12	11	-	1
BURGLARY	-	-	-	-	-	-	-	-	-
LARCENY AND THEFT	143	29	26	-	3	114	104	-	10
EMBEZZLEMENT	50	5	5	-	-	45	42	-	3
FRAUD	106	12	10	-	2	94	83	2	9
AUTO THEFT	8	3	3	-	-	5	5	-	-
FORGERY, COUNTERFEIT.	41	8	8	-	-	33	26	-	7
SEX OFFENSES	2	-	-	-	-	2	1	-	1
MARIJUANA	272	64	62	1	1	208	197	3	8
NARCOTICS	143	30	26	1	3	113	99	1	13
WEAPONS AND FIREARMS	29	2	2	-	-	27	22	2	3
ESCAPE	11	2	2	-	-	9	9	-	-
OTHER GENERAL OFFENSES	402	115	112	2	1	287	272	9	6
IMMIGRATION LAWS	2	1	1	-	-	1	1	-	-
LIQUOR, INTERNAL REV.	-	-	-	-	-	-	-	-	-
SELECTIVE SERVICE ACT	-	-	-	-	-	-	-	-	-
OTHER SPECIAL OFFENSES (FEDERAL STATUTES)	54	18	16	-	2	36	31	1	4
<b>NORTH CAROLINA EASTERN TOTAL</b>	<b>457</b>	<b>128</b>	<b>120</b>	<b>3</b>	<b>5</b>	<b>329</b>	<b>287</b>	<b>4</b>	<b>38</b>
HOMICIDE	1	-	-	-	-	1	1	-	-
ROBBERY	25	4	4	-	-	21	14	-	7
ASSAULT	6	2	1	1	-	4	3	-	1
BURGLARY	6	1	1	-	-	5	2	-	3
LARCENY AND THEFT	63	33	33	-	-	30	29	1	-
EMBEZZLEMENT	20	1	1	-	-	19	17	-	2
FRAUD	74	20	19	-	1	54	47	-	7
AUTO THEFT	-	-	-	-	-	-	-	-	-
FORGERY, COUNTERFEIT.	14	2	2	-	-	12	12	-	-
SEX OFFENSES	1	1	1	-	-	-	-	-	-
MARIJUANA	56	22	20	-	2	34	26	-	8
NARCOTICS	13	1	1	-	-	12	7	1	4
WEAPONS AND FIREARMS	16	5	5	-	-	11	11	-	-
ESCAPE	3	1	1	-	-	2	2	-	-
OTHER GENERAL OFFENSES	105	25	22	2	1	80	75	1	4
IMMIGRATION LAWS	-	-	-	-	-	-	-	-	-
LIQUOR, INTERNAL REV.	-	-	-	-	-	-	-	-	-
SELECTIVE SERVICE ACT	-	-	-	-	-	-	-	-	-
OTHER SPECIAL OFFENSES (FEDERAL STATUTES)	54	10	9	-	1	44	41	1	2
<b>NORTH CAROLINA MIDDLE TOTAL</b>	<b>197</b>	<b>19</b>	<b>15</b>	<b>-</b>	<b>4</b>	<b>178</b>	<b>150</b>	<b>2</b>	<b>26</b>
HOMICIDE	-	-	-	-	-	-	-	-	-
ROBBERY	18	1	1	-	-	17	15	-	2
ASSAULT	-	-	-	-	-	-	-	-	-
BURGLARY	-	-	-	-	-	-	-	-	-
LARCENY AND THEFT	12	2	2	-	-	10	10	-	-
EMBEZZLEMENT	13	2	2	-	-	11	9	-	2
FRAUD	30	2	2	-	-	28	26	2	-
AUTO THEFT	1	1	1	-	-	-	-	-	-
FORGERY, COUNTERFEIT.	14	1	1	-	-	13	13	-	-
SEX OFFENSES	-	-	-	-	-	-	-	-	-
MARIJUANA	16	1	-	-	1	15	15	-	-
NARCOTICS	39	2	1	-	1	37	27	-	10
WEAPONS AND FIREARMS	17	2	2	-	-	15	14	-	1
ESCAPE	-	-	-	-	-	-	-	-	-
OTHER GENERAL OFFENSES	12	1	-	-	1	11	3	-	8
IMMIGRATION LAWS	-	-	-	-	-	-	-	-	-
LIQUOR, INTERNAL REV.	13	3	3	-	-	10	10	-	-
SELECTIVE SERVICE ACT	-	-	-	-	-	-	-	-	-
OTHER SPECIAL OFFENSES (FEDERAL STATUTES)	12	1	-	-	1	11	8	-	3

**TABLE 1  
UNITED STATES DISTRICT COURTS  
CRIMINAL DEFENDANTS DISPOSED OF BY TYPE OF DISPOSITION  
TWELVE MONTH PERIOD ENDED JUNE 30, 1982**

DISTRICT AND OFFENSE	TOTAL DEFENDANTS	NOT CONVICTED				CONVICTED AND SENTENCED			
		TOTAL	DIS-MISSED	ACQUITTED BY		TOTAL	PLEA OF GUILTY OR NOLLO CON-TENDERE	CONVICTED BY	
				COURT	JURY			COURT	JURY
<b>NORTH CAROLINA WESTERN TOTAL</b>	<b>256</b>	<b>28</b>	<b>19</b>	<b>-</b>	<b>9</b>	<b>228</b>	<b>187</b>	<b>4</b>	<b>37</b>
HOMICIDE	2	1	-	-	1	1	1	-	-
ROBBERY	20	3	-	-	3	17	11	-	6
ASSAULT	5	4	4	-	-	1	1	-	-
BURGLARY	4	-	-	-	-	4	4	-	-
LARCENY AND THEFT	29	2	2	-	-	27	22	1	4
EMBEZZLEMENT	13	1	-	-	1	12	11	-	1
FRAUD	65	3	3	-	-	62	52	2	8
AUTO THEFT	6	-	-	-	-	6	6	-	-
FORGERY, COUNTERFEIT.	24	1	1	-	-	23	18	-	5
SEX OFFENSES	3	-	-	-	-	3	3	-	-
MARIHUANA	4	-	-	-	-	4	4	-	-
NARCOTICS	10	1	-	-	1	9	4	-	5
WEAPONS AND FIREARMS	24	1	-	-	1	23	21	-	2
ESCAPE	9	-	-	-	-	9	9	-	-
OTHER GENERAL OFFENSES	10	5	3	-	2	5	5	-	-
IMMIGRATION LAWS	1	-	-	-	-	1	1	-	-
LIQUOR, INTERNAL REV.	-	-	-	-	-	-	-	-	-
SELECTIVE SERVICE ACT	-	-	-	-	-	-	-	-	-
OTHER SPECIAL OFFENSES (FEDERAL STATUTES)	27	6	6	-	-	21	14	1	6
<b>SOUTH CAROLINA TOTAL</b>	<b>503</b>	<b>90</b>	<b>80</b>	<b>-</b>	<b>10</b>	<b>413</b>	<b>329</b>	<b>27</b>	<b>57</b>
HOMICIDE	-	-	-	-	-	-	-	-	-
ROBBERY	14	2	2	-	-	12	8	-	4
ASSAULT	8	3	3	-	-	5	4	-	1
BURGLARY	3	-	-	-	-	3	3	-	-
LARCENY AND THEFT	45	7	6	-	1	38	35	-	3
EMBEZZLEMENT	39	5	2	-	3	34	31	-	3
FRAUD	78	15	13	-	2	63	53	-	10
AUTO THEFT	14	3	3	-	-	11	5	-	6
FORGERY, COUNTERFEIT.	56	9	8	-	1	47	43	-	4
SEX OFFENSES	1	-	-	-	-	1	1	-	-
MARIHUANA	103	7	7	-	-	96	59	25	12
NARCOTICS	31	9	8	-	1	22	13	2	7
WEAPONS AND FIREARMS	45	10	9	-	1	35	31	-	4
ESCAPE	3	1	1	-	-	2	2	-	-
OTHER GENERAL OFFENSES	15	8	7	-	1	7	7	-	-
IMMIGRATION LAWS	-	-	-	-	-	-	-	-	-
LIQUOR, INTERNAL REV.	-	-	-	-	-	-	-	-	-
SELECTIVE SERVICE ACT	-	-	-	-	-	-	-	-	-
OTHER SPECIAL OFFENSES (FEDERAL STATUTES)	48	11	11	-	-	37	34	-	3
<b>VIRGINIA EASTERN TOTAL</b>	<b>1,787</b>	<b>493</b>	<b>464</b>	<b>15</b>	<b>14</b>	<b>1,294</b>	<b>1,141</b>	<b>80</b>	<b>73</b>
HOMICIDE	2	-	-	-	-	2	2	-	-
ROBBERY	50	6	5	-	1	44	22	3	19
ASSAULT	49	22	19	2	1	27	20	-	7
BURGLARY	1	1	1	-	-	-	-	-	-
LARCENY AND THEFT	309	63	60	1	2	246	228	12	6
EMBEZZLEMENT	47	2	2	-	-	45	43	2	-
FRAUD	147	18	16	-	2	129	120	2	7
AUTO THEFT	15	1	1	-	-	14	14	-	-
FORGERY, COUNTERFEIT.	41	5	5	-	-	36	36	-	-
SEX OFFENSES	18	3	3	-	-	15	13	2	-
MARIHUANA	249	70	65	3	2	179	157	13	9
NARCOTICS	95	19	19	-	-	76	68	3	5
WEAPONS AND FIREARMS	55	12	9	3	-	43	39	2	2
ESCAPE	33	3	3	-	-	30	28	1	1
OTHER GENERAL OFFENSES	519	242	232	6	4	277	244	25	8
IMMIGRATION LAWS	-	-	-	-	-	-	-	-	-
LIQUOR, INTERNAL REV.	-	-	-	-	-	-	-	-	-
SELECTIVE SERVICE ACT	-	-	-	-	-	-	-	-	-
OTHER SPECIAL OFFENSES (FEDERAL STATUTES)	157	26	24	-	2	131	107	15	9

**TABLE 1  
UNITED STATES DISTRICT COURTS  
CRIMINAL DEFENDANTS DISPOSED OF BY TYPE OF DISPOSITION  
TWELVE MONTH PERIOD ENDED JUNE 30, 1982**

DISTRICT AND OFFENSE	TOTAL DEFENDANTS	NOT CONVICTED				CONVICTED AND SENTENCED			
		TOTAL	DIS-MISSED	ACQUITTED BY		TOTAL	PLEA OF GUILTY OR NOLLO CON-TENDERE	CONVICTED BY	
				COURT	JURY			COURT	JURY
<b>VIRGINIA WESTERN TOTAL</b>	<b>194</b>	<b>43</b>	<b>30</b>	<b>1</b>	<b>12</b>	<b>151</b>	<b>131</b>	<b>3</b>	<b>17</b>
HOMICIDE	1	-	-	-	-	1	1	-	-
ROBBERY	13	5	2	-	3	8	8	-	-
ASSAULT	1	1	-	1	-	-	-	-	-
BURGLARY	-	-	-	-	-	-	-	-	-
LARCENY AND THEFT	21	3	1	-	2	18	16	-	2
EMBEZZLEMENT	13	1	1	-	-	12	11	-	1
FRAUD	33	5	4	-	1	28	24	1	3
AUTO THEFT	3	-	-	-	-	3	3	-	-
FORGERY, COUNTERFEIT.	7	-	-	-	-	7	7	-	-
SEX OFFENSES	-	-	-	-	-	-	-	-	-
MARIHUANA	-	-	-	-	-	-	-	-	-
NARCOTICS	2	1	1	-	-	1	1	-	-
WEAPONS AND FIREARMS	24	2	1	-	1	22	19	-	3
ESCAPE	1	-	-	-	-	1	1	-	-
OTHER GENERAL OFFENSES	17	5	4	-	1	12	10	-	2
IMMIGRATION LAWS	-	-	-	-	-	-	-	-	-
LIQUOR, INTERNAL REV.	7	1	-	-	1	6	4	-	2
SELECTIVE SERVICE ACT	-	-	-	-	-	-	-	-	-
OTHER SPECIAL OFFENSES (FEDERAL STATUTES)	51	19	16	-	3	32	26	2	4
<b>WEST VIRGINIA NORTHERN TOTAL</b>	<b>54</b>	<b>10</b>	<b>8</b>	<b>-</b>	<b>2</b>	<b>44</b>	<b>39</b>	<b>-</b>	<b>5</b>
HOMICIDE	-	-	-	-	-	-	-	-	-
ROBBERY	-	-	-	-	-	-	-	-	-
ASSAULT	-	-	-	-	-	-	-	-	-
BURGLARY	-	-	-	-	-	-	-	-	-
LARCENY AND THEFT	10	-	-	-	-	10	9	-	1
EMBEZZLEMENT	1	-	-	-	-	1	1	-	-
FRAUD	13	5	4	-	1	8	7	-	1
AUTO THEFT	4	1	-	-	1	3	1	-	2
FORGERY, COUNTERFEIT.	1	-	-	-	-	1	1	-	-
SEX OFFENSES	-	-	-	-	-	-	-	-	-
MARIHUANA	8	1	1	-	-	7	7	-	-
NARCOTICS	-	-	-	-	-	-	-	-	-
WEAPONS AND FIREARMS	4	1	1	-	-	3	3	-	-
ESCAPE	8	-	-	-	-	8	8	-	-
OTHER GENERAL OFFENSES	-	-	-	-	-	-	-	-	-
IMMIGRATION LAWS	-	-	-	-	-	-	-	-	-
LIQUOR, INTERNAL REV.	-	-	-	-	-	-	-	-	-
SELECTIVE SERVICE ACT	-	-	-	-	-	-	-	-	-
OTHER SPECIAL OFFENSES (FEDERAL STATUTES)	5	2	2	-	-	3	2	-	1
<b>WEST VIRGINIA SOUTHERN TOTAL</b>	<b>141</b>	<b>24</b>	<b>21</b>	<b>-</b>	<b>3</b>	<b>117</b>	<b>103</b>	<b>1</b>	<b>13</b>
HOMICIDE	-	-	-	-	-	-	-	-	-
ROBBERY	2	-	-	-	-	2	2	-	-
ASSAULT	1	-	-	-	-	1	1	-	-
BURGLARY	-	-	-	-	-	-	-	-	-
LARCENY AND THEFT	14	2	2	-	-	12	10	-	2
EMBEZZLEMENT	5	1	-	-	1	4	4	-	-
FRAUD	27	4	3	-	1	23	15	-	8
AUTO THEFT	21	5	5	-	-	16	16	-	-
FORGERY, COUNTERFEIT.	3	-	-	-	-	3	3	-	-
SEX OFFENSES	-	-	-	-	-	-	-	-	-
MARIHUANA	2	-	-	-	-	2	2	-	-
NARCOTICS	9	-	-	-	-	9	9	-	-
WEAPONS AND FIREARMS	26	8	7	-	1	18	15	1	2
ESCAPE	8	-	-	-	-	8	8	-	-
OTHER GENERAL OFFENSES	6	4	4	-	-	2	2	-	-
IMMIGRATION LAWS	-	-	-	-	-	-	-	-	-
LIQUOR, INTERNAL REV.	-	-	-	-	-	-	-	-	-
SELECTIVE SERVICE ACT	-	-	-	-	-	-	-	-	-
OTHER SPECIAL OFFENSES (FEDERAL STATUTES)	17	-	-	-	-	17	16	-	1

**TABLE 1  
UNITED STATES DISTRICT COURTS  
CRIMINAL DEFENDANTS DISPOSED OF BY TYPE OF DISPOSITION  
TWELVE MONTH PERIOD ENDED JUNE 30, 1982**

DISTRICT AND OFFENSE	TOTAL DEFENDANTS	NOT CONVICTED				CONVICTED AND SENTENCED			
		TOTAL	DIS-MISSED	ACQUITTED BY		TOTAL	PLEA OF GUILTY OR NOLO CONTENDERE	CONVICTED BY	
				COURT	JURY			COURT	JURY
<b>LOUISIANA EASTERN TOTAL</b>	<b>421</b>	<b>97</b>	<b>64</b>	<b>10</b>	<b>23</b>	<b>324</b>	<b>275</b>	<b>11</b>	<b>38</b>
HOMICIDE	2	1	1	-	-	1	-	-	1
ROBBERY	10	-	-	-	-	10	9	-	1
ASSAULT	6	4	4	-	-	2	1	-	1
BURGLARY	1	-	-	-	-	1	-	-	-
LARCENY AND THEFT	31	3	3	-	-	28	28	-	-
EMBEZZLEMENT	28	8	1	-	7	20	18	-	2
FRAUD	55	10	9	-	1	45	34	2	9
AUTO THEFT	-	-	-	-	-	-	-	-	-
FORGERY, COUNTERFEIT.	24	4	3	-	1	20	19	-	1
SEX OFFENSES	-	-	-	-	-	-	-	-	-
MARIHUANA	98	34	28	6	-	64	56	2	6
NARCOTICS	69	7	2	-	5	62	53	1	8
WEAPONS AND FIREARMS	26	1	1	-	-	25	21	-	4
ESCAPE	1	-	-	-	-	1	1	-	-
OTHER GENERAL OFFENSES	16	8	-	4	4	8	5	-	3
IMMIGRATION LAWS	9	-	-	-	-	9	9	-	-
LIQUOR, INTERNAL REV.	-	-	-	-	-	-	-	-	-
SELECTIVE SERVICE ACT	-	-	-	-	-	-	-	-	-
OTHER SPECIAL OFFENSES (FEDERAL STATUTES)	45	17	12	-	5	28	20	6	2
<b>LOUISIANA MIDDLE TOTAL</b>	<b>56</b>	<b>10</b>	<b>8</b>	<b>-</b>	<b>2</b>	<b>46</b>	<b>39</b>	<b>-</b>	<b>7</b>
HOMICIDE	-	-	-	-	-	-	-	-	-
ROBBERY	1	-	-	-	-	1	1	-	-
ASSAULT	-	-	-	-	-	-	-	-	-
BURGLARY	1	-	-	-	-	1	1	-	-
LARCENY AND THEFT	3	-	-	-	-	3	3	-	-
EMBEZZLEMENT	7	-	-	-	-	7	7	-	-
FRAUD	8	1	1	-	-	7	4	-	3
AUTO THEFT	-	-	-	-	-	-	-	-	-
FORGERY, COUNTERFEIT.	2	1	1	-	-	1	1	-	-
SEX OFFENSES	-	-	-	-	-	-	-	-	-
MARIHUANA	-	-	-	-	-	-	-	-	-
NARCOTICS	18	-	-	-	-	18	16	-	2
WEAPONS AND FIREARMS	4	-	-	-	-	4	3	-	1
ESCAPE	1	-	-	-	-	1	1	-	1
OTHER GENERAL OFFENSES	-	-	-	-	-	-	-	-	-
IMMIGRATION LAWS	-	-	-	-	-	-	-	-	-
LIQUOR, INTERNAL REV.	-	-	-	-	-	-	-	-	-
SELECTIVE SERVICE ACT	-	-	-	-	-	-	-	-	-
OTHER SPECIAL OFFENSES (FEDERAL STATUTES)	11	8	6	-	2	3	3	-	-
<b>LOUISIANA WESTERN TOTAL</b>	<b>183</b>	<b>31</b>	<b>25</b>	<b>2</b>	<b>4</b>	<b>152</b>	<b>141</b>	<b>5</b>	<b>6</b>
HOMICIDE	1	1	1	-	-	1	-	-	-
ROBBERY	1	-	-	-	-	1	1	-	-
ASSAULT	2	-	-	-	-	2	2	-	-
BURGLARY	-	-	-	-	-	-	-	-	-
LARCENY AND THEFT	34	6	4	1	1	28	27	-	1
EMBEZZLEMENT	21	-	-	-	-	21	21	-	-
FRAUD	30	6	5	1	-	24	24	-	-
AUTO THEFT	1	-	-	-	-	1	1	-	-
FORGERY, COUNTERFEIT.	8	1	1	-	-	7	7	-	-
SEX OFFENSES	-	-	-	-	-	-	-	-	-
MARIHUANA	18	5	4	-	1	13	10	-	3
NARCOTICS	14	1	1	-	-	13	11	-	2
WEAPONS AND FIREARMS	13	-	-	-	-	13	13	-	-
ESCAPE	3	1	1	-	-	2	1	1	-
OTHER GENERAL OFFENSES	6	2	2	-	-	4	4	-	-
IMMIGRATION LAWS	1	1	1	-	-	-	-	-	-
LIQUOR, INTERNAL REV.	-	-	-	-	-	-	-	-	-
SELECTIVE SERVICE ACT	-	-	-	-	-	-	-	-	-
OTHER SPECIAL OFFENSES (FEDERAL STATUTES)	30	7	5	-	2	23	19	4	-

**TABLE 1  
UNITED STATES DISTRICT COURTS  
CRIMINAL DEFENDANTS DISPOSED OF BY TYPE OF DISPOSITION  
TWELVE MONTH PERIOD ENDED JUNE 30, 1982**

DISTRICT AND OFFENSE	TOTAL DEFENDANTS	NOT CONVICTED				CONVICTED AND SENTENCED			
		TOTAL	DIS-MISSED	ACQUITTED BY		TOTAL	PLEA OF GUILTY OR NOLO CONTENDERE	CONVICTED BY	
				COURT	JURY			COURT	JURY
<b>MISSISSIPPI NORTHERN TOTAL</b>	<b>83</b>	<b>6</b>	<b>5</b>	<b>-</b>	<b>1</b>	<b>77</b>	<b>68</b>	<b>2</b>	<b>7</b>
HOMICIDE	-	-	-	-	-	-	-	-	-
ROBBERY	7	1	-	-	-	-	-	-	-
ASSAULT	-	-	-	-	1	6	5	1	-
BURGLARY	-	-	-	-	-	-	-	-	-
LARCENY AND THEFT	5	-	-	-	-	5	4	-	1
EMBEZZLEMENT	5	-	-	-	-	5	5	-	-
FRAUD	11	1	1	-	-	10	8	1	1
AUTO THEFT	7	1	1	-	-	6	6	-	-
FORGERY, COUNTERFEIT.	6	-	-	-	-	6	6	-	-
SEX OFFENSES	-	-	-	-	-	-	-	-	-
MARIHUANA	-	-	-	-	-	-	-	-	-
NARCOTICS	-	-	-	-	-	-	-	-	-
WEAPONS AND FIREARMS	7	1	1	-	-	6	2	-	4
ESCAPE	10	1	1	-	-	9	8	-	1
OTHER GENERAL OFFENSES	1	-	-	-	-	-	-	-	-
IMMIGRATION LAWS	-	-	-	-	-	1	1	-	-
LIQUOR, INTERNAL REV.	-	-	-	-	-	-	-	-	-
SELECTIVE SERVICE ACT	-	-	-	-	-	-	-	-	-
OTHER SPECIAL OFFENSES (FEDERAL STATUTES)	24	1	1	-	-	23	23	-	-
<b>MISSISSIPPI SOUTHERN TOTAL</b>	<b>106</b>	<b>14</b>	<b>12</b>	<b>1</b>	<b>1</b>	<b>92</b>	<b>78</b>	<b>-</b>	<b>14</b>
HOMICIDE	2	-	-	-	-	2	2	-	-
ROBBERY	6	1	1	-	-	5	2	-	3
ASSAULT	1	-	-	-	-	1	1	-	-
BURGLARY	-	-	-	-	-	-	-	-	-
LARCENY AND THEFT	12	1	1	-	-	11	9	-	2
EMBEZZLEMENT	3	1	1	-	-	2	2	-	-
FRAUD	31	3	2	1	-	28	24	-	4
AUTO THEFT	1	-	-	-	-	1	1	-	-
FORGERY, COUNTERFEIT.	9	1	1	-	-	8	8	-	-
SEX OFFENSES	-	-	-	-	-	-	-	-	-
MARIHUANA	9	2	2	-	-	7	6	-	1
NARCOTICS	5	-	-	-	-	5	5	-	-
WEAPONS AND FIREARMS	14	3	2	1	1	11	10	-	1
ESCAPE	8	-	-	-	-	8	5	-	3
OTHER GENERAL OFFENSES	2	1	1	-	-	1	1	-	-
IMMIGRATION LAWS	-	-	-	-	-	-	-	-	-
LIQUOR, INTERNAL REV.	-	-	-	-	-	-	-	-	-
SELECTIVE SERVICE ACT	-	-	-	-	-	-	-	-	-
OTHER SPECIAL OFFENSES (FEDERAL STATUTES)	3	1	1	-	-	2	2	-	-
<b>TEXAS NORTHERN TOTAL</b>	<b>697</b>	<b>136</b>	<b>130</b>	<b>-</b>	<b>6</b>	<b>561</b>	<b>495</b>	<b>15</b>	<b>51</b>
HOMICIDE	1	-	-	-	-	1	-	-	1
ROBBERY	15	1	1	-	-	14	13	-	1
ASSAULT	4	2	1	-	1	2	2	-	-
BURGLARY	1	-	-	-	-	1	1	-	-
LARCENY AND THEFT	44	8	8	-	-	36	35	-	1
EMBEZZLEMENT	39	5	3	-	2	34	32	-	2
FRAUD	133	25	23	-	2	108	91	2	15
AUTO THEFT	14	-	-	-	-	14	12	-	2
FORGERY, COUNTERFEIT.	86	12	12	-	-	74	72	-	2
SEX OFFENSES	-	-	-	-	-	-	-	-	-
MARIHUANA	32	7	7	-	-	25	20	5	-
NARCOTICS	85	12	12	-	-	73	54	2	17
WEAPONS AND FIREARMS	51	8	7	-	1	43	38	1	4
ESCAPE	31	3	3	-	-	28	28	-	-
OTHER GENERAL OFFENSES	26	9	9	-	-	17	15	-	2
IMMIGRATION LAWS	32	10	10	-	-	22	20	1	1
LIQUOR, INTERNAL REV.	-	-	-	-	-	-	-	-	-
SELECTIVE SERVICE ACT	-	-	-	-	-	-	-	-	-
OTHER SPECIAL OFFENSES (FEDERAL STATUTES)	103	34	34	-	-	69	62	4	3



**TABLE 1  
UNITED STATES DISTRICT COURTS  
CRIMINAL DEFENDANTS DISPOSED OF BY TYPE OF DISPOSITION  
TWELVE MONTH PERIOD ENDED JUNE 30, 1982**

DISTRICT AND OFFENSE	TOTAL DEFENDANTS	NOT CONVICTED				CONVICTED AND SENTENCED			
		TOTAL	DIS-MISSED	ACQUITTED BY		TOTAL	PLEA OF GUILTY OR NOLU CON-TENDERE	CONVICTED BY	
				COURT	JURY			COURT	JURY
<b>TEXAS EASTERN TOTAL</b>	<b>180</b>	<b>29</b>	<b>26</b>	<b>-</b>	<b>3</b>	<b>151</b>	<b>140</b>	<b>3</b>	<b>8</b>
HOMICIDE	-	-	-	-	-	-	-	-	-
ROBBERY	2	-	-	-	-	2	2	-	-
ASSAULT	1	-	-	-	-	1	1	-	-
BURGLARY	-	-	-	-	-	-	-	-	-
LARCENY AND THEFT	12	2	2	-	-	10	10	-	-
EMBEZZLEMENT	18	2	2	-	-	16	16	-	-
FRAUD	37	11	10	-	1	26	24	1	1
AUTO THEFT	7	1	1	-	-	6	6	-	-
FORGERY, COUNTERFEIT.	19	2	2	-	-	17	16	-	1
SEX OFFENSES	-	-	-	-	-	-	-	-	-
MARIHUANA	3	2	2	-	-	1	1	1	-
NARCOTICS	3	-	-	-	-	3	1	-	2
WEAPONS AND FIREARMS	14	1	1	-	-	13	11	1	1
ESCAPE	14	2	1	-	1	12	11	-	1
OTHER GENERAL OFFENSES	22	3	3	-	-	19	17	-	2
IMMIGRATION LAWS	2	-	-	-	-	2	2	-	-
LIQUOR, INTERNAL REV.	-	-	-	-	-	-	-	-	-
SELECTIVE SERVICE ACT	-	-	-	-	-	-	-	-	-
OTHER SPECIAL OFFENSES (FEDERAL STATUTES)	26	3	2	-	1	23	23	-	-
<b>TEXAS SOUTHERN TOTAL</b>	<b>2,100</b>	<b>324</b>	<b>297</b>	<b>-</b>	<b>27</b>	<b>1,776</b>	<b>1,660</b>	<b>18</b>	<b>98</b>
HOMICIDE	3	2	2	-	-	1	-	1	-
ROBBERY	4	3	3	-	-	1	1	-	-
ASSAULT	12	5	4	-	1	7	7	-	-
BURGLARY	1	-	-	-	-	1	1	-	-
LARCENY AND THEFT	47	10	9	-	1	37	36	-	1
EMBEZZLEMENT	31	8	8	-	-	23	23	-	-
FRAUD	247	43	39	-	4	204	187	1	16
AUTO THEFT	10	2	2	-	-	8	4	-	4
FORGERY, COUNTERFEIT.	38	10	10	-	-	28	27	-	1
SEX OFFENSES	-	-	-	-	-	-	-	-	-
MARIHUANA	292	62	56	-	6	230	191	8	31
NARCOTICS	170	45	40	-	5	125	107	3	15
WEAPONS AND FIREARMS	88	18	18	-	-	70	61	1	8
ESCAPE	39	8	8	-	-	31	30	-	1
OTHER GENERAL OFFENSES	39	15	15	-	-	24	19	-	5
IMMIGRATION LAWS	951	66	62	-	4	895	877	4	14
LIQUOR, INTERNAL REV.	-	-	-	-	-	-	-	-	-
SELECTIVE SERVICE ACT	-	-	-	-	-	-	-	-	-
OTHER SPECIAL OFFENSES (FEDERAL STATUTES)	118	27	21	-	6	91	89	-	2
<b>TEXAS WESTERN TOTAL</b>	<b>900</b>	<b>209</b>	<b>188</b>	<b>2</b>	<b>19</b>	<b>691</b>	<b>634</b>	<b>20</b>	<b>37</b>
HOMICIDE	1	-	-	-	-	1	1	-	-
ROBBERY	12	-	-	-	-	12	12	-	-
ASSAULT	15	3	2	1	-	12	11	-	1
BURGLARY	3	1	1	-	-	2	1	-	1
LARCENY AND THEFT	51	14	13	-	1	37	35	1	1
EMBEZZLEMENT	33	3	3	-	-	30	28	-	2
FRAUD	66	14	14	-	-	52	49	-	3
AUTO THEFT	6	2	2	-	-	4	4	-	-
FORGERY, COUNTERFEIT.	22	11	9	-	2	21	20	-	1
SEX OFFENSES	-	-	-	-	-	-	-	-	-
MARIHUANA	80	32	30	-	2	48	37	5	6
NARCOTICS	153	31	28	-	3	122	106	5	11
WEAPONS AND FIREARMS	57	23	23	-	-	34	34	-	-
ESCAPE	19	1	1	-	-	18	18	-	-
OTHER GENERAL OFFENSES	58	29	25	-	4	29	24	3	2
IMMIGRATION LAWS	239	36	33	1	2	203	191	3	9
LIQUOR, INTERNAL REV.	-	-	-	-	-	-	-	-	-
SELECTIVE SERVICE ACT	-	-	-	-	-	-	-	-	-
OTHER SPECIAL OFFENSES (FEDERAL STATUTES)	75	9	4	-	5	66	63	2	1

**TABLE 1  
UNITED STATES DISTRICT COURTS  
CRIMINAL DEFENDANTS DISPOSED OF BY TYPE OF DISPOSITION  
TWELVE MONTH PERIOD ENDED JUNE 30, 1982**

DISTRICT AND OFFENSE	TOTAL DEFENDANTS	NOT CONVICTED				CONVICTED AND SENTENCED			
		TOTAL	DIS-MISSED	ACQUITTED BY		TOTAL	PLEA OF GUILTY OR NOLU CON-TENDERE	CONVICTED BY	
				COURT	JURY			COURT	JURY
<b>CANAL ZONE TOTAL</b>	<b>25</b>	<b>23</b>	<b>23</b>	<b>-</b>	<b>-</b>	<b>2</b>	<b>1</b>	<b>1</b>	<b>-</b>
HOMICIDE	1	-	-	-	-	1	1	-	-
ROBBERY	-	-	-	-	-	-	-	-	-
ASSAULT	3	3	3	-	-	-	-	-	-
BURGLARY	3	3	3	-	-	-	-	-	-
LARCENY AND THEFT	11	10	10	-	-	1	-	1	-
EMBEZZLEMENT	-	-	-	-	-	-	-	-	-
FRAUD	1	1	1	-	-	-	-	-	-
AUTO THEFT	-	-	-	-	-	-	-	-	-
FORGERY, COUNTERFEIT.	-	-	-	-	-	-	-	-	-
SEX OFFENSES	1	1	1	-	-	-	-	-	-
MARIHUANA	2	2	2	-	-	-	-	-	-
NARCOTICS	1	1	1	-	-	-	-	-	-
WEAPONS AND FIREARMS	-	-	-	-	-	-	-	-	-
ESCAPE	-	-	-	-	-	-	-	-	-
OTHER GENERAL OFFENSES	1	1	1	-	-	-	-	-	-
IMMIGRATION LAWS	-	-	-	-	-	-	-	-	-
LIQUOR, INTERNAL REV.	-	-	-	-	-	-	-	-	-
SELECTIVE SERVICE ACT	-	-	-	-	-	-	-	-	-
OTHER SPECIAL OFFENSES (FEDERAL STATUTES)	1	1	1	-	-	-	-	-	-
<b>KENTUCKY EASTERN TOTAL</b>	<b>272</b>	<b>55</b>	<b>34</b>	<b>3</b>	<b>18</b>	<b>223</b>	<b>159</b>	<b>8</b>	<b>56</b>
HOMICIDE	-	-	-	-	-	-	-	-	-
ROBBERY	16	1	1	-	-	15	13	-	2
ASSAULT	-	-	-	-	-	-	-	-	-
BURGLARY	11	2	2	-	-	9	8	-	1
LARCENY AND THEFT	30	13	4	3	6	17	13	-	4
EMBEZZLEMENT	17	4	4	-	-	13	12	-	1
FRAUD	34	4	2	-	2	30	21	1	8
AUTO THEFT	7	4	2	-	2	3	3	-	-
FORGERY, COUNTERFEIT.	17	-	-	-	-	17	15	-	2
SEX OFFENSES	-	-	-	-	-	-	-	-	-
MARIHUANA	21	3	2	-	1	18	9	2	7
NARCOTICS	10	2	2	-	-	8	3	2	3
WEAPONS AND FIREARMS	22	4	4	-	-	18	10	3	5
ESCAPE	11	1	1	-	-	10	9	-	1
OTHER GENERAL OFFENSES	29	6	5	-	1	23	12	-	11
IMMIGRATION LAWS	-	-	-	-	-	-	-	-	-
LIQUOR, INTERNAL REV.	1	-	-	-	-	1	1	-	-
SELECTIVE SERVICE ACT	-	-	-	-	-	-	-	-	-
OTHER SPECIAL OFFENSES (FEDERAL STATUTES)	52	11	5	-	6	41	30	-	11
<b>KENTUCKY WESTERN TOTAL</b>	<b>504</b>	<b>102</b>	<b>82</b>	<b>3</b>	<b>17</b>	<b>402</b>	<b>378</b>	<b>13</b>	<b>11</b>
HOMICIDE	-	-	-	-	-	-	-	-	-
ROBBERY	27	4	1	-	3	23	20	-	3
ASSAULT	6	4	3	-	1	2	2	-	-
BURGLARY	5	-	-	-	-	5	5	-	-
LARCENY AND THEFT	183	34	28	1	5	149	138	9	2
EMBEZZLEMENT	40	5	3	1	1	35	31	2	2
FRAUD	50	5	2	1	2	45	44	-	1
AUTO THEFT	11	1	1	-	-	10	10	-	-
FORGERY, COUNTERFEIT.	22	3	3	-	-	19	19	-	-
SEX OFFENSES	2	2	2	-	-	-	-	-	-
MARIHUANA	48	18	17	-	1	30	29	-	1
NARCOTICS	4	-	-	-	-	4	4	-	-
WEAPONS AND FIREARMS	31	7	4	-	3	24	24	-	-
ESCAPE	10	-	-	-	-	10	10	-	-
OTHER GENERAL OFFENSES	35	11	10	-	1	24	21	1	2
IMMIGRATION LAWS	2	-	-	-	-	2	2	-	-
LIQUOR, INTERNAL REV.	-	-	-	-	-	-	-	-	-
SELECTIVE SERVICE ACT	-	-	-	-	-	-	-	-	-
OTHER SPECIAL OFFENSES (FEDERAL STATUTES)	28	8	8	-	-	20	19	1	-

**TABLE 1  
UNITED STATES DISTRICT COURTS  
CRIMINAL DEFENDANTS DISPOSED OF BY TYPE OF DISPOSITION  
TWELVE MONTH PERIOD ENDED JUNE 30, 1982**

DISTRICT AND OFFENSE	TOTAL DEFENDANTS	NOT CONVICTED				CONVICTED AND SENTENCED			
		TOTAL	DIS-MISSED	ACQUITTED BY		TOTAL	PLEA OF GUILTY OR Nolo CONTENDERE	CONVICTED BY	
				COURT	JURY			COURT	JURY
<b>MICHIGAN EASTERN TOTAL</b>	<b>631</b>	<b>101</b>	<b>76</b>	<b>6</b>	<b>19</b>	<b>530</b>	<b>437</b>	<b>15</b>	<b>78</b>
HOMICIDE	-	-	-	-	-	-	-	-	-
ROBBERY	19	6	6	-	-	13	12	-	1
ASSAULT	13	5	4	1	-	8	5	2	1
BURGLARY	1	-	-	-	-	1	1	-	-
LARCENY AND THEFT	39	7	7	-	-	32	30	1	1
EMBEZZLEMENT	37	4	2	1	1	33	31	-	2
FRAUD	150	17	15	1	1	133	107	2	24
AUTO THEFT	12	2	2	-	-	10	10	-	-
FORGERY, COUNTERFEIT.	36	7	6	-	1	29	26	-	3
SEX OFFENSES	1	-	-	-	-	1	1	-	-
MARIJUANA	16	4	3	1	-	12	10	1	1
NARCOTICS	174	23	16	-	7	151	112	7	32
WEAPONS AND FIREARMS	35	6	5	-	1	29	26	-	3
ESCAPE	6	1	1	-	-	5	5	-	-
OTHER GENERAL OFFENSES	48	11	3	2	6	37	29	-	8
IMMIGRATION LAWS	23	4	4	-	-	19	17	-	2
LIQUOR, INTERNAL REV.	-	-	-	-	-	-	-	-	-
SELECTIVE SERVICE ACT	-	-	-	-	-	-	-	-	-
OTHER SPECIAL OFFENSES (FEDERAL STATUTES)	21	4	2	-	2	17	15	2	-
<b>MICHIGAN WESTERN TOTAL</b>	<b>181</b>	<b>34</b>	<b>31</b>	<b>1</b>	<b>2</b>	<b>147</b>	<b>137</b>	<b>2</b>	<b>8</b>
HOMICIDE	-	-	-	-	-	-	-	-	-
ROBBERY	4	-	-	-	-	4	4	-	-
ASSAULT	2	1	1	-	-	1	1	-	-
BURGLARY	-	-	-	-	-	-	-	-	-
LARCENY AND THEFT	12	2	2	-	-	10	10	-	-
EMBEZZLEMENT	27	-	-	-	-	27	26	-	1
FRAUD	57	8	7	1	-	49	45	-	4
AUTO THEFT	1	-	-	-	-	1	1	-	-
FORGERY, COUNTERFEIT.	8	1	1	-	-	7	6	1	-
SEX OFFENSES	-	-	-	-	-	-	-	-	-
MARIJUANA	28	12	12	-	-	16	16	-	-
NARCOTICS	10	1	1	-	-	9	6	-	3
WEAPONS AND FIREARMS	9	4	3	-	1	5	5	-	-
ESCAPE	4	1	1	-	-	3	2	1	-
OTHER GENERAL OFFENSES	2	2	1	-	1	-	-	-	-
IMMIGRATION LAWS	3	1	1	-	-	2	2	-	-
LIQUOR, INTERNAL REV.	-	-	-	-	-	-	-	-	-
SELECTIVE SERVICE ACT	-	-	-	-	-	-	-	-	-
OTHER SPECIAL OFFENSES (FEDERAL STATUTES)	14	1	1	-	-	13	13	-	-
<b>OHIO NORTHERN TOTAL</b>	<b>337</b>	<b>40</b>	<b>37</b>	<b>-</b>	<b>3</b>	<b>297</b>	<b>276</b>	<b>7</b>	<b>14</b>
HOMICIDE	-	-	-	-	-	-	-	-	-
ROBBERY	54	3	2	-	1	51	46	-	5
ASSAULT	1	1	1	-	-	-	-	-	-
BURGLARY	1	-	-	-	-	1	1	-	-
LARCENY AND THEFT	57	8	8	-	-	49	48	-	1
EMBEZZLEMENT	27	1	1	-	-	26	24	1	1
FRAUD	63	10	9	-	1	53	50	2	1
AUTO THEFT	3	2	2	-	-	1	1	-	-
FORGERY, COUNTERFEIT.	40	1	1	-	-	39	37	-	2
SEX OFFENSES	-	-	-	-	-	-	-	-	-
MARIJUANA	6	1	1	-	-	5	4	-	1
NARCOTICS	13	3	2	-	1	10	10	-	-
WEAPONS AND FIREARMS	37	7	7	-	-	30	26	3	1
ESCAPE	-	-	-	-	-	-	-	-	-
OTHER GENERAL OFFENSES	7	1	1	-	-	6	4	-	2
IMMIGRATION LAWS	2	1	1	-	-	1	1	-	-
LIQUOR, INTERNAL REV.	-	-	-	-	-	-	-	-	-
SELECTIVE SERVICE ACT	-	-	-	-	-	-	-	-	-
OTHER SPECIAL OFFENSES (FEDERAL STATUTES)	26	1	1	-	-	25	24	1	-

**TABLE 1  
UNITED STATES DISTRICT COURTS  
CRIMINAL DEFENDANTS DISPOSED OF BY TYPE OF DISPOSITION  
TWELVE MONTH PERIOD ENDED JUNE 30, 1982**

DISTRICT AND OFFENSE	TOTAL DEFENDANTS	NOT CONVICTED				CONVICTED AND SENTENCED			
		TOTAL	DIS-MISSED	ACQUITTED BY		TOTAL	PLEA OF GUILTY OR Nolo CONTENDERE	CONVICTED BY	
				COURT	JURY			COURT	JURY
<b>OHIO SOUTHERN TOTAL</b>	<b>280</b>	<b>18</b>	<b>14</b>	<b>-</b>	<b>4</b>	<b>262</b>	<b>227</b>	<b>5</b>	<b>30</b>
HOMICIDE	-	-	-	-	-	-	-	-	-
ROBBERY	25	-	-	-	-	25	23	-	2
ASSAULT	2	-	-	-	-	2	2	-	-
BURGLARY	-	-	-	-	-	-	-	-	-
LARCENY AND THEFT	27	1	1	-	-	-	-	-	-
EMBEZZLEMENT	39	1	1	-	-	26	23	3	-
FRAUD	86	7	1	-	-	38	37	-	1
AUTO THEFT	12	-	4	-	3	79	67	-	12
FORGERY, COUNTERFEIT.	23	6	5	-	1	12	10	2	-
SEX OFFENSES	-	-	-	-	-	17	14	-	3
MARIJUANA	1	-	-	-	-	-	-	-	-
NARCOTICS	17	-	-	-	-	1	1	-	-
WEAPONS AND FIREARMS	16	2	2	-	-	17	6	-	11
ESCAPE	7	-	-	-	-	14	14	-	-
OTHER GENERAL OFFENSES	6	1	1	-	-	7	7	-	-
IMMIGRATION LAWS	1	-	-	-	-	5	4	-	1
LIQUOR, INTERNAL REV.	-	-	-	-	-	1	1	-	-
SELECTIVE SERVICE ACT	-	-	-	-	-	-	-	-	-
OTHER SPECIAL OFFENSES (FEDERAL STATUTES)	18	-	-	-	-	18	18	-	-
<b>TENNESSEE EASTERN TOTAL</b>	<b>248</b>	<b>35</b>	<b>27</b>	<b>-</b>	<b>8</b>	<b>213</b>	<b>187</b>	<b>5</b>	<b>21</b>
HOMICIDE	2	-	-	-	-	2	2	-	-
ROBBERY	14	1	1	-	-	13	10	-	3
ASSAULT	2	-	-	-	-	2	2	-	-
BURGLARY	-	-	-	-	-	-	-	-	-
LARCENY AND THEFT	41	8	8	-	-	-	-	-	-
EMBEZZLEMENT	18	1	1	-	-	33	33	-	-
FRAUD	23	1	1	-	1	16	16	-	-
AUTO THEFT	27	3	1	-	-	22	20	-	2
FORGERY, COUNTERFEIT.	21	2	2	-	1	24	18	-	6
SEX OFFENSES	1	2	1	-	1	19	18	-	1
MARIJUANA	-	-	-	-	-	1	1	-	-
NARCOTICS	1	1	1	-	-	-	-	-	-
WEAPONS AND FIREARMS	25	2	2	-	-	23	16	2	5
ESCAPE	2	-	-	-	-	2	2	-	-
OTHER GENERAL OFFENSES	22	1	1	-	-	21	19	2	-
IMMIGRATION LAWS	-	-	-	-	-	-	-	-	-
LIQUOR, INTERNAL REV.	-	-	-	-	-	-	-	-	-
SELECTIVE SERVICE ACT	-	-	-	-	-	-	-	-	-
OTHER SPECIAL OFFENSES (FEDERAL STATUTES)	48	14	9	-	5	35	30	1	4
<b>TENNESSEE MIDDLE TOTAL</b>	<b>381</b>	<b>56</b>	<b>51</b>	<b>-</b>	<b>5</b>	<b>325</b>	<b>285</b>	<b>3</b>	<b>37</b>
HOMICIDE	-	-	-	-	-	-	-	-	-
ROBBERY	-	-	-	-	-	-	-	-	-
ASSAULT	2	-	-	-	-	-	-	-	-
BURGLARY	-	-	-	-	-	2	2	-	-
LARCENY AND THEFT	23	7	6	-	-	-	-	-	-
EMBEZZLEMENT	21	2	2	-	1	16	14	-	2
FRAUD	41	5	5	-	-	19	19	-	-
AUTO THEFT	9	5	5	-	-	36	25	-	11
FORGERY, COUNTERFEIT.	33	5	5	-	-	9	8	-	1
SEX OFFENSES	1	-	-	-	-	28	28	-	-
MARIJUANA	21	6	6	-	-	1	1	-	-
NARCOTICS	8	2	2	-	-	15	12	-	3
WEAPONS AND FIREARMS	20	3	3	-	-	6	2	-	4
ESCAPE	5	2	2	-	-	17	14	-	3
OTHER GENERAL OFFENSES	99	19	16	-	3	80	74	2	4
IMMIGRATION LAWS	-	-	-	-	-	-	-	-	-
LIQUOR, INTERNAL REV.	2	-	-	-	-	2	2	-	-
SELECTIVE SERVICE ACT	-	-	-	-	-	-	-	-	-
OTHER SPECIAL OFFENSES (FEDERAL STATUTES)	96	5	4	-	1	91	81	1	9

**TABLE 1  
UNITED STATES DISTRICT COURTS  
CRIMINAL DEFENDANTS DISPOSED OF BY TYPE OF DISPOSITION  
TWELVE MONTH PERIOD ENDED JUNE 30, 1982**

DISTRICT AND OFFENSE	TOTAL DEFENDANTS	NOT CONVICTED				CONVICTED AND SENTENCED			
		TOTAL	DIS-MISSED	ACQUITTED BY		TOTAL	PLEA OF GUILTY OR NOLLO CONTENDERE	CONVICTED BY	
				COURT	JURY			COURT	JURY
<b>TENNESSEE WESTERN TOTAL</b>	<b>479</b>	<b>46</b>	<b>32</b>	<b>-</b>	<b>14</b>	<b>433</b>	<b>367</b>	<b>11</b>	<b>55</b>
HOMICIDE	-	-	-	-	-	-	-	-	-
ROBBERY	3	-	-	-	-	3	2	-	1
ASSAULT	3	1	1	-	-	2	2	-	-
BURGLARY	1	-	-	-	-	1	1	-	-
LARCENY AND THEFT	45	5	2	-	3	40	37	-	3
EMBEZZLEMENT	16	2	2	-	-	14	12	-	2
FRAUD	210	13	13	-	-	197	184	1	12
AUTO THEFT	6	1	1	-	-	5	5	-	-
FORGERY, COUNTERFEIT.	54	5	1	-	4	49	42	-	7
SEX OFFENSES	1	-	-	-	-	1	1	-	-
MARIHUANA	48	8	5	-	4	39	24	8	7
NARCOTICS	20	1	1	-	-	19	10	2	7
WEAPONS AND FIREARMS	19	3	1	-	2	16	11	-	5
ESCAPE	10	-	-	-	-	10	7	-	3
OTHER GENERAL OFFENSES	7	3	2	-	1	4	2	-	2
IMMIGRATION LAWS	1	-	-	-	-	1	1	-	-
LIQUOR, INTERNAL REV.	-	-	-	-	-	-	-	-	-
SELECTIVE SERVICE ACT	-	-	-	-	-	-	-	-	-
OTHER SPECIAL OFFENSES (FEDERAL STATUTES)	35	3	3	-	-	32	26	-	6
<b>ILLINOIS NORTHERN TOTAL</b>	<b>758</b>	<b>110</b>	<b>82</b>	<b>11</b>	<b>17</b>	<b>648</b>	<b>526</b>	<b>39</b>	<b>83</b>
HOMICIDE	-	-	-	-	-	-	-	-	-
ROBBERY	19	3	2	-	1	16	11	2	3
ASSAULT	2	2	1	-	1	-	-	-	-
BURGLARY	2	-	-	-	-	2	2	-	-
LARCENY AND THEFT	130	14	12	1	1	116	91	12	13
EMBEZZLEMENT	63	2	2	-	-	61	58	2	1
FRAUD	234	33	23	4	6	201	163	7	31
AUTO THEFT	6	-	-	-	-	6	5	-	-
FORGERY, COUNTERFEIT.	53	3	3	-	-	50	45	3	2
SEX OFFENSES	-	-	-	-	-	-	-	-	-
MARIHUANA	4	1	-	1	-	3	3	-	-
NARCOTICS	89	18	12	4	2	71	50	8	13
WEAPONS AND FIREARMS	22	3	3	-	-	19	15	1	3
ESCAPE	1	-	-	-	-	1	1	-	-
OTHER GENERAL OFFENSES	42	17	16	-	1	25	17	1	7
IMMIGRATION LAWS	29	5	3	1	1	24	22	-	2
LIQUOR, INTERNAL REV.	-	-	-	-	-	-	-	-	-
SELECTIVE SERVICE ACT	-	-	-	-	-	-	-	-	-
OTHER SPECIAL OFFENSES (FEDERAL STATUTES)	62	9	5	-	4	53	43	3	7
<b>ILLINOIS CENTRAL TOTAL</b>	<b>214</b>	<b>37</b>	<b>30</b>	<b>-</b>	<b>7</b>	<b>177</b>	<b>150</b>	<b>5</b>	<b>22</b>
HOMICIDE	-	-	-	-	-	-	-	-	-
ROBBERY	16	6	2	-	4	10	8	-	2
ASSAULT	1	-	-	-	-	1	1	-	-
BURGLARY	1	1	1	-	-	-	-	-	-
LARCENY AND THEFT	15	3	2	-	1	12	12	-	-
EMBEZZLEMENT	21	1	1	-	-	20	18	-	2
FRAUD	63	14	13	-	1	49	36	1	12
AUTO THEFT	8	1	-	-	-	7	7	-	-
FORGERY, COUNTERFEIT.	8	2	2	-	-	6	6	-	-
SEX OFFENSES	1	1	1	-	-	-	-	-	-
MARIHUANA	3	-	-	-	-	3	1	-	2
NARCOTICS	15	-	-	-	-	15	15	-	-
WEAPONS AND FIREARMS	5	-	-	-	-	5	4	-	1
ESCAPE	2	2	2	-	-	-	-	-	-
OTHER GENERAL OFFENSES	12	3	3	-	-	9	7	-	2
IMMIGRATION LAWS	24	2	2	-	-	22	22	-	-
LIQUOR, INTERNAL REV.	-	-	-	-	-	-	-	-	-
SELECTIVE SERVICE ACT	-	-	-	-	-	-	-	-	-
OTHER SPECIAL OFFENSES (FEDERAL STATUTES)	19	1	1	-	-	18	13	4	1

**TABLE 1  
UNITED STATES DISTRICT COURTS  
CRIMINAL DEFENDANTS DISPOSED OF BY TYPE OF DISPOSITION  
TWELVE MONTH PERIOD ENDED JUNE 30, 1982**

DISTRICT AND OFFENSE	TOTAL DEFENDANTS	NOT CONVICTED				CONVICTED AND SENTENCED			
		TOTAL	DIS-MISSED	ACQUITTED BY		TOTAL	PLEA OF GUILTY OR NOLLO CONTENDERE	CONVICTED BY	
				COURT	JURY			COURT	JURY
<b>ILLINOIS SOUTHERN TOTAL</b>	<b>155</b>	<b>49</b>	<b>45</b>	<b>-</b>	<b>3</b>	<b>106</b>	<b>95</b>	<b>1</b>	<b>10</b>
HOMICIDE	-	-	-	-	-	-	-	-	-
ROBBERY	2	-	-	-	-	2	1	-	1
ASSAULT	10	2	1	-	1	8	4	-	4
BURGLARY	-	-	-	-	-	-	-	-	-
LARCENY AND THEFT	25	11	10	-	1	14	14	-	-
EMBEZZLEMENT	1	-	-	-	-	1	1	-	-
FRAUD	13	5	5	-	-	8	7	-	1
AUTO THEFT	4	1	1	-	-	3	3	-	-
FORGERY, COUNTERFEIT.	7	4	4	-	-	3	2	1	-
SEX OFFENSES	2	-	-	-	-	2	2	-	-
MARIHUANA	17	6	6	-	-	11	11	-	-
NARCOTICS	25	8	8	-	-	17	16	-	1
WEAPONS AND FIREARMS	24	6	6	-	-	18	17	-	1
ESCAPE	6	1	1	-	-	5	3	-	2
OTHER GENERAL OFFENSES	8	3	3	-	-	5	5	-	-
IMMIGRATION LAWS	1	-	-	-	-	1	1	-	-
LIQUOR, INTERNAL REV.	1	-	-	-	-	1	1	-	-
SELECTIVE SERVICE ACT	-	-	-	-	-	-	-	-	-
OTHER SPECIAL OFFENSES (FEDERAL STATUTES)	9	2	1	-	1	7	7	-	-
<b>INDIANA NORTHERN TOTAL</b>	<b>151</b>	<b>26</b>	<b>21</b>	<b>-</b>	<b>5</b>	<b>125</b>	<b>91</b>	<b>2</b>	<b>32</b>
HOMICIDE	-	-	-	-	-	-	-	-	-
ROBBERY	9	1	1	-	-	8	8	-	-
ASSAULT	1	-	-	-	-	1	1	-	-
BURGLARY	2	-	-	-	-	2	1	-	1
LARCENY AND THEFT	13	1	1	-	-	12	10	1	1
EMBEZZLEMENT	11	-	-	-	-	11	9	-	2
FRAUD	28	4	2	-	2	24	16	1	7
AUTO THEFT	9	3	2	-	1	6	4	-	2
FORGERY, COUNTERFEIT.	11	3	3	-	-	8	8	-	-
SEX OFFENSES	-	-	-	-	-	-	-	-	-
MARIHUANA	2	1	1	-	-	1	1	-	-
NARCOTICS	24	2	2	-	-	22	12	-	10
WEAPONS AND FIREARMS	13	2	2	-	-	11	8	-	3
ESCAPE	3	-	-	-	-	3	3	-	-
OTHER GENERAL OFFENSES	14	3	2	-	1	11	6	-	5
IMMIGRATION LAWS	1	1	1	-	-	-	-	-	-
LIQUOR, INTERNAL REV.	-	-	-	-	-	-	-	-	-
SELECTIVE SERVICE ACT	-	-	-	-	-	-	-	-	-
OTHER SPECIAL OFFENSES (FEDERAL STATUTES)	10	5	4	-	1	5	4	-	1
<b>INDIANA SOUTHERN TOTAL</b>	<b>225</b>	<b>33</b>	<b>31</b>	<b>-</b>	<b>2</b>	<b>192</b>	<b>171</b>	<b>4</b>	<b>17</b>
HOMICIDE	4	2	2	-	-	2	2	-	-
ROBBERY	19	3	3	-	-	16	15	-	1
ASSAULT	8	-	-	-	-	8	8	-	-
BURGLARY	1	-	-	-	-	1	1	-	-
LARCENY AND THEFT	20	1	1	-	-	19	15	-	4
EMBEZZLEMENT	17	3	2	-	1	14	13	1	-
FRAUD	37	5	5	-	-	32	25	1	6
AUTO THEFT	-	-	-	-	-	-	-	-	-
FORGERY, COUNTERFEIT.	14	-	-	-	-	14	12	-	2
SEX OFFENSES	-	-	-	-	-	-	-	-	-
MARIHUANA	5	3	3	-	-	2	2	-	-
NARCOTICS	43	3	3	-	-	40	38	-	2
WEAPONS AND FIREARMS	7	1	1	-	-	6	6	-	-
ESCAPE	14	3	3	-	-	11	11	-	-
OTHER GENERAL OFFENSES	12	4	3	-	1	8	7	-	1
IMMIGRATION LAWS	1	-	-	-	-	1	1	-	-
LIQUOR, INTERNAL REV.	-	-	-	-	-	-	-	-	-
SELECTIVE SERVICE ACT	-	-	-	-	-	-	-	-	-
OTHER SPECIAL OFFENSES (FEDERAL STATUTES)	23	5	5	-	-	18	15	2	1



**TABLE 1  
UNITED STATES DISTRICT COURTS  
CRIMINAL DEFENDANTS DISPOSED OF BY TYPE OF DISPOSITION  
TWELVE MONTH PERIOD ENDED JUNE 30, 1982**

DISTRICT AND OFFENSE	TOTAL DEFENDANTS	NOT CONVICTED				CONVICTED AND SENTENCED			
		TOTAL	DIS-MISSED	ACQUITTED BY		TOTAL	PLEA OF GUILTY OR NOLLO CONTENDERE	CONVICTED BY	
				COURT	JURY			COURT	JURY
<b>WISCONSIN EASTERN TOTAL</b>	<b>203</b>	<b>35</b>	<b>31</b>	<b>-</b>	<b>4</b>	<b>168</b>	<b>149</b>	<b>1</b>	<b>18</b>
HOMICIDE	2	1	-	-	1	1	-	-	-
ROBBERY	3	-	-	-	1	3	-	-	-
ASSAULT	5	1	1	-	-	4	4	-	-
BURGLARY	-	-	-	-	-	-	-	-	-
LARCENY AND THEFT	10	1	1	-	-	9	9	-	-
EMBEZZLEMENT	30	5	5	-	-	25	22	-	3
FRAUD	51	9	7	-	2	42	37	-	5
AUTO THEFT	1	-	-	-	-	1	1	-	-
FORGERY, COUNTERFEIT, SEX OFFENSES	11	3	3	-	-	8	8	-	1
MARIHUANA	2	-	-	-	-	2	2	-	-
NARCOTICS	7	-	-	-	-	7	7	-	-
WEAPONS AND FIREARMS	25	1	1	-	-	24	21	-	3
ESCAPE	17	4	3	-	1	13	11	1	1
OTHER GENERAL OFFENSES	2	-	-	-	-	2	2	-	-
IMMIGRATION LAWS	11	4	4	-	-	7	3	-	4
LIQUOR, INTERNAL REV. SELECTIVE SERVICE ACT	-	-	-	-	-	-	-	-	-
OTHER SPECIAL OFFENSES (FEDERAL STATUTES)	26	6	6	-	-	20	19	-	1
<b>WISCONSIN WESTERN TOTAL</b>	<b>71</b>	<b>14</b>	<b>11</b>	<b>-</b>	<b>3</b>	<b>57</b>	<b>43</b>	<b>4</b>	<b>10</b>
HOMICIDE	-	-	-	-	-	-	-	-	-
ROBBERY	-	-	-	-	-	-	-	-	-
ASSAULT	4	1	-	-	1	3	3	-	-
BURGLARY	-	-	-	-	-	-	-	-	-
LARCENY AND THEFT	6	2	2	-	-	4	4	-	-
EMBEZZLEMENT	13	-	-	-	-	13	11	-	2
FRAUD	19	3	3	-	-	16	13	1	2
AUTO THEFT	10	5	4	-	1	5	4	-	1
FORGERY, COUNTERFEIT, SEX OFFENSES	2	-	-	-	-	2	1	-	1
MARIHUANA	1	-	-	-	-	1	-	-	1
NARCOTICS	-	-	-	-	-	-	-	-	-
WEAPONS AND FIREARMS	2	-	-	-	-	2	-	-	-
ESCAPE	4	1	1	-	-	3	2	1	1
OTHER GENERAL OFFENSES	4	1	-	-	1	3	1	-	2
IMMIGRATION LAWS	-	-	-	-	-	-	-	-	-
LIQUOR, INTERNAL REV. SELECTIVE SERVICE ACT	-	-	-	-	-	-	-	-	-
OTHER SPECIAL OFFENSES (FEDERAL STATUTES)	6	1	1	-	-	5	3	2	-
<b>ARKANSAS EASTERN TOTAL</b>	<b>235</b>	<b>29</b>	<b>25</b>	<b>-</b>	<b>4</b>	<b>206</b>	<b>154</b>	<b>20</b>	<b>32</b>
HOMICIDE	-	-	-	-	-	-	-	-	-
ROBBERY	12	4	3	-	1	8	4	2	2
ASSAULT	2	-	-	-	-	2	2	-	-
BURGLARY	12	1	1	-	-	11	9	-	2
LARCENY AND THEFT	24	1	1	-	-	23	19	2	2
EMBEZZLEMENT	21	-	-	-	-	21	15	3	2
FRAUD	48	6	4	-	2	42	30	4	8
AUTO THEFT	7	1	1	-	-	6	5	1	-
FORGERY, COUNTERFEIT, SEX OFFENSES	19	5	5	-	-	14	8	4	2
MARIHUANA	-	-	-	-	-	-	-	-	-
NARCOTICS	13	-	-	-	-	13	10	-	3
WEAPONS AND FIREARMS	18	6	6	-	-	12	9	2	1
ESCAPE	18	1	1	-	-	17	13	-	4
OTHER GENERAL OFFENSES	5	-	-	-	-	5	4	-	1
IMMIGRATION LAWS	7	1	1	-	-	6	4	-	2
LIQUOR, INTERNAL REV. SELECTIVE SERVICE ACT	-	-	-	-	-	-	-	-	-
OTHER SPECIAL OFFENSES (FEDERAL STATUTES)	29	3	2	-	1	26	21	2	3

**TABLE 1  
UNITED STATES DISTRICT COURTS  
CRIMINAL DEFENDANTS DISPOSED OF BY TYPE OF DISPOSITION  
TWELVE MONTH PERIOD ENDED JUNE 30, 1982**

DISTRICT AND OFFENSE	TOTAL DEFENDANTS	NOT CONVICTED				CONVICTED AND SENTENCED			
		TOTAL	DIS-MISSED	ACQUITTED BY		TOTAL	PLEA OF GUILTY OR NOLLO CONTENDERE	CONVICTED BY	
				COURT	JURY			COURT	JURY
<b>ARKANSAS WESTERN TOTAL</b>	<b>96</b>	<b>17</b>	<b>8</b>	<b>-</b>	<b>9</b>	<b>79</b>	<b>64</b>	<b>7</b>	<b>8</b>
HOMICIDE	2	-	-	-	-	2	2	-	-
ROBBERY	7	-	-	-	-	7	4	-	3
ASSAULT	10	5	-	-	5	5	3	-	2
BURGLARY	-	-	-	-	-	-	-	-	-
LARCENY AND THEFT	12	-	-	-	-	12	10	2	-
EMBEZZLEMENT	6	-	-	-	-	6	6	-	-
FRAUD	12	3	1	-	2	9	7	-	2
AUTO THEFT	3	-	-	-	-	3	3	-	-
FORGERY, COUNTERFEIT, SEX OFFENSES	1	-	-	-	-	1	1	-	-
MARIHUANA	3	2	-	-	2	1	-	-	-
NARCOTICS	6	4	4	-	-	2	2	-	1
WEAPONS AND FIREARMS	6	2	2	-	-	4	4	-	-
ESCAPE	3	-	-	-	-	3	3	-	-
OTHER GENERAL OFFENSES	-	-	-	-	-	-	-	-	-
IMMIGRATION LAWS	10	-	-	-	-	10	8	2	-
LIQUOR, INTERNAL REV. SELECTIVE SERVICE ACT	-	-	-	-	-	-	-	-	-
OTHER SPECIAL OFFENSES (FEDERAL STATUTES)	15	1	1	-	-	14	11	3	-
<b>IOWA NORTHERN TOTAL</b>	<b>104</b>	<b>17</b>	<b>16</b>	<b>-</b>	<b>1</b>	<b>87</b>	<b>76</b>	<b>2</b>	<b>9</b>
HOMICIDE	-	-	-	-	-	-	-	-	-
ROBBERY	6	1	1	-	-	5	5	-	-
ASSAULT	3	-	-	-	-	3	3	-	-
BURGLARY	-	-	-	-	-	-	-	-	-
LARCENY AND THEFT	9	2	2	-	-	7	7	-	-
EMBEZZLEMENT	2	-	-	-	-	2	2	-	-
FRAUD	25	4	4	-	-	21	17	1	3
AUTO THEFT	4	-	-	-	-	4	4	-	-
FORGERY, COUNTERFEIT, SEX OFFENSES	8	2	2	-	-	6	6	-	-
MARIHUANA	1	-	-	-	-	1	-	-	1
NARCOTICS	2	-	-	-	-	2	2	-	-
WEAPONS AND FIREARMS	21	-	-	-	-	21	19	1	1
ESCAPE	2	1	-	-	1	1	1	-	-
OTHER GENERAL OFFENSES	-	-	-	-	-	-	-	-	-
IMMIGRATION LAWS	16	7	7	-	-	9	5	-	4
LIQUOR, INTERNAL REV. SELECTIVE SERVICE ACT	1	-	-	-	-	1	1	-	-
OTHER SPECIAL OFFENSES (FEDERAL STATUTES)	4	-	-	-	-	4	4	-	-
<b>IOWA SOUTHERN TOTAL</b>	<b>113</b>	<b>26</b>	<b>22</b>	<b>-</b>	<b>4</b>	<b>87</b>	<b>75</b>	<b>1</b>	<b>11</b>
HOMICIDE	-	-	-	-	-	-	-	-	-
ROBBERY	4	-	-	-	-	4	4	-	-
ASSAULT	1	-	-	-	-	1	1	-	-
BURGLARY	-	-	-	-	-	-	-	-	-
LARCENY AND THEFT	13	3	3	-	-	10	8	-	2
EMBEZZLEMENT	12	2	2	-	-	10	8	-	2
FRAUD	18	7	6	-	1	11	10	-	1
AUTO THEFT	1	1	1	-	-	-	-	-	-
FORGERY, COUNTERFEIT, SEX OFFENSES	13	5	4	-	1	8	8	-	-
MARIHUANA	-	-	-	-	-	-	-	-	-
NARCOTICS	2	-	-	-	-	2	2	-	-
WEAPONS AND FIREARMS	25	3	2	-	1	22	19	-	3
ESCAPE	9	2	2	-	-	7	4	-	3
OTHER GENERAL OFFENSES	2	-	-	-	-	2	1	1	-
IMMIGRATION LAWS	3	2	1	-	1	1	1	-	-
LIQUOR, INTERNAL REV. SELECTIVE SERVICE ACT	-	-	-	-	-	3	3	-	-
OTHER SPECIAL OFFENSES (FEDERAL STATUTES)	7	1	1	-	-	6	6	-	-

**TABLE 1  
UNITED STATES DISTRICT COURTS  
CRIMINAL DEFENDANTS DISPOSED OF BY TYPE OF DISPOSITION  
TWELVE MONTH PERIOD ENDED JUNE 30, 1982**

DISTRICT AND OFFENSE	TOTAL DEFENDANTS	NOT CONVICTED				CONVICTED AND SENTENCED			
		TOTAL	DIS-MISSED	ACQUITTED BY		TOTAL	PLEA OF GUILTY OR NOLLO CONTENDERE	CONVICTED BY	
				COURT	JURY			COURT	JURY
<b>MINNESOTA TOTAL</b>	<b>319</b>	<b>57</b>	<b>51</b>	<b>-</b>	<b>6</b>	<b>262</b>	<b>234</b>	<b>6</b>	<b>22</b>
HOMICIDE	2	-	-	-	-	2	2	-	-
ROBBERY	41	1	1	-	-	40	39	1	1
ASSAULT	6	1	1	-	-	5	2	-	3
BURGLARY	-	-	-	-	-	-	-	-	-
LARCENY AND THEFT	13	2	2	-	-	11	9	-	2
EMBEZZLEMENT	27	2	2	-	-	25	23	-	2
FRAUD	57	21	16	-	5	36	32	1	3
AUTO THEFT	3	1	1	-	-	2	2	-	-
FORGERY, COUNTERFEIT.	14	1	1	-	-	13	13	-	-
SEX OFFENSES	3	-	-	-	-	3	3	-	-
MARIHUANA	9	2	2	-	-	7	4	1	2
NARCOTICS	74	7	6	-	1	67	58	2	7
WEAPONS AND FIREARMS	31	4	4	-	-	27	27	-	-
ESCAPE	5	3	3	-	-	2	2	-	-
OTHER GENERAL OFFENSES	17	9	9	-	-	8	7	-	1
IMMIGRATION LAWS	2	-	-	-	-	2	2	-	-
LIQUOR, INTERNAL REV.	-	-	-	-	-	-	-	-	-
SELECTIVE SERVICE ACT	-	-	-	-	-	-	-	-	-
OTHER SPECIAL OFFENSES (FEDERAL STATUTES)	15	3	3	-	-	12	10	1	1
<b>MISSOURI EASTERN TOTAL</b>	<b>287</b>	<b>18</b>	<b>12</b>	<b>-</b>	<b>6</b>	<b>269</b>	<b>192</b>	<b>12</b>	<b>65</b>
HOMICIDE	-	-	-	-	-	-	-	-	-
ROBBERY	21	3	2	-	1	18	14	-	4
ASSAULT	2	-	-	-	-	2	-	2	-
BURGLARY	2	-	-	-	-	2	1	-	1
LARCENY AND THEFT	32	-	-	-	-	32	25	-	7
EMBEZZLEMENT	19	-	-	-	-	19	17	1	1
FRAUD	28	5	4	-	1	23	22	-	1
AUTO THEFT	4	-	-	-	-	4	2	-	2
FORGERY, COUNTERFEIT.	44	2	2	-	-	42	37	-	5
SEX OFFENSES	-	-	-	-	-	-	-	-	-
MARIHUANA	17	1	1	-	-	16	9	-	7
NARCOTICS	56	2	2	-	-	54	27	7	20
WEAPONS AND FIREARMS	20	3	-	-	3	17	8	1	8
ESCAPE	7	-	-	-	-	7	6	-	1
OTHER GENERAL OFFENSES	6	1	1	-	-	5	4	-	1
IMMIGRATION LAWS	1	-	-	-	-	1	1	-	-
LIQUOR, INTERNAL REV.	-	-	-	-	-	-	-	-	-
SELECTIVE SERVICE ACT	-	-	-	-	-	-	-	-	-
OTHER SPECIAL OFFENSES (FEDERAL STATUTES)	28	1	-	-	1	27	19	1	7
<b>MISSOURI WESTERN TOTAL</b>	<b>726</b>	<b>288</b>	<b>266</b>	<b>-</b>	<b>2</b>	<b>458</b>	<b>424</b>	<b>7</b>	<b>27</b>
HOMICIDE	-	-	-	-	-	-	-	-	-
ROBBERY	22	2	2	-	-	20	16	-	4
ASSAULT	4	1	1	-	-	3	3	-	-
BURGLARY	-	-	-	-	-	-	-	-	-
LARCENY AND THEFT	19	4	4	-	-	15	12	-	3
EMBEZZLEMENT	19	-	-	-	-	19	19	-	-
FRAUD	59	10	9	-	1	49	36	-	13
AUTO THEFT	4	-	-	-	-	4	4	-	-
FORGERY, COUNTERFEIT.	14	3	3	-	-	11	11	-	-
SEX OFFENSES	1	-	-	-	-	1	1	-	-
MARIHUANA	14	1	1	-	-	13	13	-	-
NARCOTICS	30	5	5	-	-	25	23	-	2
WEAPONS AND FIREARMS	23	3	2	-	1	20	19	1	-
ESCAPE	9	-	-	-	-	9	9	-	-
OTHER GENERAL OFFENSES	460	234	234	-	-	226	218	5	3
IMMIGRATION LAWS	1	1	1	-	-	-	-	-	-
LIQUOR, INTERNAL REV.	-	-	-	-	-	-	-	-	-
SELECTIVE SERVICE ACT	-	-	-	-	-	-	-	-	-
OTHER SPECIAL OFFENSES (FEDERAL STATUTES)	47	4	4	-	-	43	40	1	2

**TABLE 1  
UNITED STATES DISTRICT COURTS  
CRIMINAL DEFENDANTS DISPOSED OF BY TYPE OF DISPOSITION  
TWELVE MONTH PERIOD ENDED JUNE 30, 1982**

DISTRICT AND OFFENSE	TOTAL DEFENDANTS	NOT CONVICTED				CONVICTED AND SENTENCED			
		TOTAL	DIS-MISSED	ACQUITTED BY		TOTAL	PLEA OF GUILTY OR NOLLO CONTENDERE	CONVICTED BY	
				COURT	JURY			COURT	JURY
<b>NEBRASKA TOTAL</b>	<b>137</b>	<b>25</b>	<b>22</b>	<b>-</b>	<b>3</b>	<b>112</b>	<b>101</b>	<b>-</b>	<b>11</b>
HOMICIDE	2	-	-	-	-	2	2	-	-
ROBBERY	6	-	-	-	-	6	6	-	-
ASSAULT	-	-	-	-	-	-	-	-	-
BURGLARY	-	-	-	-	-	-	-	-	-
LARCENY AND THEFT	13	1	1	-	-	12	12	-	-
EMBEZZLEMENT	5	1	1	-	-	4	4	-	-
FRAUD	27	6	5	-	1	21	18	-	3
AUTO THEFT	-	-	-	-	-	-	-	-	-
FORGERY, COUNTERFEIT.	13	2	2	-	-	11	11	-	-
SEX OFFENSES	-	-	-	-	-	-	-	-	-
MARIHUANA	-	-	-	-	-	-	-	-	-
NARCOTICS	23	8	7	-	-	15	7	-	8
WEAPONS AND FIREARMS	3	-	-	-	1	3	3	-	-
ESCAPE	-	-	-	-	-	-	-	-	-
OTHER GENERAL OFFENSES	2	1	1	-	-	1	1	-	-
IMMIGRATION LAWS	3	1	1	-	-	2	2	-	-
LIQUOR, INTERNAL REV.	-	-	-	-	-	-	-	-	-
SELECTIVE SERVICE ACT	-	-	-	-	-	-	-	-	-
OTHER SPECIAL OFFENSES (FEDERAL STATUTES)	40	5	4	-	1	35	35	-	-
<b>NORTH DAKOTA TOTAL</b>	<b>137</b>	<b>25</b>	<b>20</b>	<b>-</b>	<b>5</b>	<b>112</b>	<b>86</b>	<b>5</b>	<b>21</b>
HOMICIDE	6	2	-	-	2	4	-	-	4
ROBBERY	-	-	-	-	-	-	-	-	-
ASSAULT	11	3	3	-	-	8	7	1	-
BURGLARY	11	1	1	-	-	10	7	1	2
LARCENY AND THEFT	17	2	2	-	-	15	13	1	1
EMBEZZLEMENT	5	1	1	-	-	4	4	-	-
FRAUD	25	3	2	-	1	22	17	-	5
AUTO THEFT	-	-	-	-	-	-	-	-	-
FORGERY, COUNTERFEIT.	9	4	4	-	-	5	4	-	1
SEX OFFENSES	9	3	2	-	1	6	2	2	2
MARIHUANA	8	1	-	-	1	7	7	-	-
NARCOTICS	24	2	2	-	-	22	18	-	4
WEAPONS AND FIREARMS	5	1	1	-	-	4	3	-	1
ESCAPE	1	-	-	-	-	1	1	-	-
OTHER GENERAL OFFENSES	-	-	-	-	-	-	-	-	-
IMMIGRATION LAWS	-	-	-	-	-	-	-	-	-
LIQUOR, INTERNAL REV.	-	-	-	-	-	-	-	-	-
SELECTIVE SERVICE ACT	-	-	-	-	-	-	-	-	-
OTHER SPECIAL OFFENSES (FEDERAL STATUTES)	6	2	2	-	-	4	3	-	1
<b>SOUTH DAKOTA TOTAL</b>	<b>200</b>	<b>43</b>	<b>29</b>	<b>1</b>	<b>13</b>	<b>157</b>	<b>138</b>	<b>3</b>	<b>16</b>
HOMICIDE	14	1	-	-	1	13	8	-	5
ROBBERY	2	-	-	-	-	2	2	-	-
ASSAULT	48	10	5	-	5	38	33	1	4
BURGLARY	4	3	2	-	1	1	1	-	-
LARCENY AND THEFT	42	6	3	-	3	36	35	-	1
EMBEZZLEMENT	11	4	2	-	2	7	7	-	-
FRAUD	25	7	6	-	1	18	15	-	3
AUTO THEFT	3	1	1	-	-	2	2	-	-
FORGERY, COUNTERFEIT.	2	1	-	-	-	1	1	-	-
SEX OFFENSES	2	-	-	-	1	1	1	-	-
MARIHUANA	3	-	-	-	-	2	2	-	-
NARCOTICS	1	-	-	-	-	3	3	-	-
WEAPONS AND FIREARMS	2	-	-	-	-	1	1	-	-
ESCAPE	4	1	1	-	-	2	1	1	-
OTHER GENERAL OFFENSES	7	2	2	-	-	3	3	-	-
IMMIGRATION LAWS	-	-	-	-	-	5	4	-	1
LIQUOR, INTERNAL REV.	-	-	-	-	-	-	-	-	-
SELECTIVE SERVICE ACT	-	-	-	-	-	-	-	-	-
OTHER SPECIAL OFFENSES (FEDERAL STATUTES)	30	7	7	-	-	23	20	1	2

TABLE 1  
 UNITED STATES DISTRICT COURTS  
 CRIMINAL DEFENDANTS DISPOSED OF BY TYPE OF DISPOSITION  
 TWELVE MONTH PERIOD ENDED JUNE 30, 1982

DISTRICT AND OFFENSE	TOTAL DEFENDANTS	NOT CONVICTED				CONVICTED AND SENTENCED			
		TOTAL	DIS-MISSED	ACQUITTED BY		TOTAL	PLEA OF GUILTY OR NOLLO CONTENDERE	CONVICTED BY	
				COURT	JURY			COURT	JURY
ALASKA TOTAL	170	56	52	-	4	114	102	5	7
HOMICIDE	-	-	-	-	-	2	1	-	1
ROBBERY	2	-	-	-	-	3	3	-	-
ASSAULT	7	4	4	-	-	-	-	-	-
BURGLARY	-	-	-	-	1	9	9	-	-
LARCENY AND THEFT	14	5	4	-	1	5	5	-	-
EMBEZZLEMENT	6	1	1	-	-	8	5	-	3
FRAUD	9	1	1	-	-	1	1	-	-
AUTO THEFT	1	-	-	-	-	2	2	-	-
FORGERY, COUNTERFEIT.	2	-	-	-	-	2	2	-	-
SEX OFFENSES	3	1	1	-	1	21	21	-	-
MARIHUANA	27	6	5	-	-	6	6	-	-
NARCOTICS	8	2	2	-	-	5	2	-	3
WEAPONS AND FIREARMS	6	1	1	-	-	-	-	1	-
ESCAPE	1	-	-	-	-	27	24	3	-
OTHER GENERAL OFFENSES	41	14	14	-	-	3	3	-	-
IMMIGRATION LAWS	10	7	7	-	-	-	-	-	-
LIQUOR, INTERNAL REV.	-	-	-	-	-	-	-	-	-
SELECTIVE SERVICE ACT	-	-	-	-	-	-	-	-	-
OTHER SPECIAL OFFENSES (FEDERAL STATUTES)	33	14	13	-	1	19	18	1	-
ARIZONA TOTAL	753	245	217	4	24	508	424	12	72
HOMICIDE	31	6	5	-	1	25	19	-	6
ROBBERY	29	9	9	-	-	20	14	1	6
ASSAULT	31	11	10	-	1	20	18	-	2
BURGLARY	4	3	3	-	-	1	1	-	-
LARCENY AND THEFT	37	6	5	1	-	31	30	1	1
EMBEZZLEMENT	23	6	1	-	5	17	16	-	1
FRAUD	70	19	18	-	1	51	45	-	6
AUTO THEFT	12	7	7	-	-	5	5	-	-
FORGERY, COUNTERFEIT.	17	3	2	-	1	14	14	1	4
SEX OFFENSES	17	3	2	-	3	18	14	-	4
MARIHUANA	53	35	32	2	2	57	43	3	21
NARCOTICS	114	47	43	-	2	43	36	2	5
WEAPONS AND FIREARMS	50	7	5	-	-	29	27	-	2
ESCAPE	52	23	22	1	-	10	10	-	-
OTHER GENERAL OFFENSES	17	7	5	-	2	10	10	-	10
IMMIGRATION LAWS	143	31	28	-	3	112	102	-	-
LIQUOR, INTERNAL REV.	-	-	-	-	-	-	-	-	-
SELECTIVE SERVICE ACT	-	-	-	-	-	-	-	-	-
OTHER SPECIAL OFFENSES (FEDERAL STATUTES)	53	22	20	-	2	31	21	4	6
CALIFORNIA NORTHERN TOTAL	556	66	50	3	13	490	423	30	37
HOMICIDE	1	-	-	-	-	1	-	1	-
ROBBERY	44	2	1	-	1	42	41	-	1
ASSAULT	6	1	-	-	1	5	5	-	-
BURGLARY	3	-	-	-	-	3	2	1	-
LARCENY AND THEFT	58	7	7	-	-	51	50	1	4
EMBEZZLEMENT	73	5	3	2	-	66	63	-	1
FRAUD	148	19	18	-	1	129	111	5	13
AUTO THEFT	-	-	-	-	-	34	29	1	4
FORGERY, COUNTERFEIT.	37	3	3	-	-	1	1	-	-
SEX OFFENSES	2	1	1	-	4	15	11	4	-
MARIHUANA	20	5	3	-	2	58	43	8	7
NARCOTICS	63	5	3	-	-	10	8	-	2
WEAPONS AND FIREARMS	13	3	3	-	-	6	4	-	2
ESCAPE	7	1	1	-	-	18	14	1	3
OTHER GENERAL OFFENSES	28	10	7	1	2	13	9	3	1
IMMIGRATION LAWS	13	-	-	-	-	-	-	-	-
LIQUOR, INTERNAL REV.	-	-	-	-	-	-	-	-	-
SELECTIVE SERVICE ACT	-	-	-	-	-	-	-	-	-
OTHER SPECIAL OFFENSES (FEDERAL STATUTES)	40	4	2	-	2	36	33	3	-

TABLE 1  
 UNITED STATES DISTRICT COURTS  
 CRIMINAL DEFENDANTS DISPOSED OF BY TYPE OF DISPOSITION  
 TWELVE MONTH PERIOD ENDED JUNE 30, 1982

DISTRICT AND OFFENSE	TOTAL DEFENDANTS	NOT CONVICTED				CONVICTED AND SENTENCED			
		TOTAL	DIS-MISSED	ACQUITTED BY		TOTAL	PLEA OF GUILTY OR NOLLO CONTENDERE	CONVICTED BY	
				COURT	JURY			COURT	JURY
CALIFORNIA EASTERN TOTAL	582	138	133	1	4	444	404	-	40
HOMICIDE	2	-	-	-	-	2	2	-	-
ROBBERY	90	12	10	-	2	78	65	-	13
ASSAULT	12	3	3	-	-	9	9	-	-
BURGLARY	5	1	1	-	-	4	4	-	-
LARCENY AND THEFT	48	15	15	-	-	33	32	-	1
EMBEZZLEMENT	31	6	6	-	-	25	24	-	1
FRAUD	50	12	12	-	-	38	35	-	3
AUTO THEFT	6	1	1	-	-	5	5	-	-
FORGERY, COUNTERFEIT.	43	17	17	-	-	26	26	-	-
SEX OFFENSES	1	-	-	-	-	1	1	-	-
MARIHUANA	27	9	9	-	-	18	16	-	2
NARCOTICS	111	19	17	-	2	92	77	-	15
WEAPONS AND FIREARMS	35	6	6	-	-	29	26	-	3
ESCAPE	11	2	2	-	-	9	9	-	-
OTHER GENERAL OFFENSES	21	8	8	-	-	13	12	-	1
IMMIGRATION LAWS	41	8	8	-	-	33	33	-	-
LIQUOR, INTERNAL REV.	-	-	-	-	-	-	-	-	-
SELECTIVE SERVICE ACT	-	-	-	-	-	-	-	-	-
OTHER SPECIAL OFFENSES (FEDERAL STATUTES)	48	19	18	1	-	29	28	-	1
CALIFORNIA CENTRAL TOTAL	1,398	194	168	4	22	1,204	970	76	158
HOMICIDE	3	-	-	-	-	3	-	-	3
ROBBERY	244	11	9	-	2	233	196	10	27
ASSAULT	20	6	5	-	1	14	11	-	3
BURGLARY	2	-	-	-	-	2	2	-	-
LARCENY AND THEFT	137	21	19	-	2	116	102	1	13
EMBEZZLEMENT	124	13	11	1	1	111	106	2	3
FRAUD	241	35	30	-	5	206	164	14	28
AUTO THEFT	10	1	1	-	-	9	5	-	4
FORGERY, COUNTERFEIT.	138	19	17	-	2	119	91	7	21
SEX OFFENSES	1	-	-	-	-	1	1	-	-
MARIHUANA	18	8	6	1	1	10	7	3	-
NARCOTICS	157	25	23	-	2	132	83	21	28
WEAPONS AND FIREARMS	56	9	5	2	2	47	40	2	5
ESCAPE	86	13	12	-	1	73	65	7	1
OTHER GENERAL OFFENSES	24	11	9	-	2	13	9	-	4
IMMIGRATION LAWS	39	5	5	-	-	34	24	2	8
LIQUOR, INTERNAL REV.	-	-	-	-	-	-	-	-	-
SELECTIVE SERVICE ACT	2	2	2	-	-	-	-	-	-
OTHER SPECIAL OFFENSES (FEDERAL STATUTES)	96	15	14	-	1	81	64	7	10
CALIFORNIA SOUTHERN TOTAL	1,408	196	184	4	8	1,212	1,073	48	91
HOMICIDE	4	1	1	-	-	3	2	-	1
ROBBERY	47	11	9	-	2	36	31	2	3
ASSAULT	19	2	2	-	-	17	15	-	2
BURGLARY	-	-	-	-	-	-	-	-	-
LARCENY AND THEFT	38	3	2	1	-	35	31	1	3
EMBEZZLEMENT	35	2	2	-	-	33	33	-	-
FRAUD	94	9	8	-	1	85	66	2	17
AUTO THEFT	15	-	-	-	-	15	15	-	-
FORGERY, COUNTERFEIT.	37	-	-	-	-	37	34	-	3
SEX OFFENSES	-	-	-	-	-	-	-	-	-
MARIHUANA	125	37	36	-	1	88	79	5	4
NARCOTICS	311	44	43	-	1	267	227	12	28
WEAPONS AND FIREARMS	22	2	2	-	-	20	17	-	3
ESCAPE	42	15	15	-	-	27	26	1	-
OTHER GENERAL OFFENSES	12	3	3	-	-	9	5	-	4
IMMIGRATION LAWS	515	60	56	3	1	455	413	19	23
LIQUOR, INTERNAL REV.	-	-	-	-	-	-	-	-	-
SELECTIVE SERVICE ACT	-	-	-	-	-	-	-	-	-
OTHER SPECIAL OFFENSES (FEDERAL STATUTES)	92	7	5	-	2	85	79	6	-

**TABLE 1  
UNITED STATES DISTRICT COURTS  
CRIMINAL DEFENDANTS DISPOSED OF BY TYPE OF DISPOSITION  
TWELVE MONTH PERIOD ENDED JUNE 30, 1982**

DISTRICT AND OFFENSE	TOTAL DEFENDANTS	NOT CONVICTED				CONVICTED AND SENTENCED			
		TOTAL	DIS-MISSED	ACQUITTED BY		TOTAL	PLEA OF GUILTY OR NOLO CONTENDERE	CONVICTED BY	
				COURT	JURY			COURT	JURY
<b>HAWAII</b>									
<b>TOTAL</b>	1,937	910	901	3	6	1,027	997	16	14
HOMICIDE	2	2	1	-	1	-	-	-	-
ROBBERY	-	-	-	-	-	-	-	-	-
ASSAULT	10	4	4	-	-	6	5	-	1
BURGLARY	1	-	-	-	-	1	1	-	-
LARCENY AND THEFT	113	23	22	1	-	90	86	2	2
EMBEZZLEMENT	5	-	-	-	-	5	5	-	-
FRAUD	8	1	1	-	-	7	6	1	-
AUTO THEFT	-	-	-	-	-	-	-	-	-
FORGERY, COUNTERFEIT.	3	-	-	-	-	3	2	-	1
SEX OFFENSES	4	-	-	-	-	4	-	2	2
MARIHUANA	8	1	1	-	-	7	7	-	-
NARCOTICS	28	4	4	-	-	24	22	1	1
WEAPONS AND FIREARMS	12	4	4	-	-	8	7	-	1
ESCAPE	-	-	-	-	-	-	-	-	-
OTHER GENERAL OFFENSES	1,725	867	860	2	5	858	845	7	6
IMMIGRATION LAWS	6	4	4	-	-	2	2	-	-
LIQUOR, INTERNAL REV.	-	-	-	-	-	-	-	-	-
SELECTIVE SERVICE ACT	-	-	-	-	-	-	-	-	-
OTHER SPECIAL OFFENSES (FEDERAL STATUTES)	12	-	-	-	-	12	9	3	-
<b>IDAHO</b>									
<b>TOTAL</b>	136	43	33	2	8	93	69	4	20
HOMICIDE	-	-	-	-	-	-	-	-	-
ROBBERY	8	1	1	-	-	7	3	-	4
ASSAULT	1	-	-	-	-	1	1	-	-
BURGLARY	1	-	-	-	-	1	1	-	-
LARCENY AND THEFT	8	2	2	-	-	6	6	-	-
EMBEZZLEMENT	7	1	1	-	-	6	4	2	-
FRAUD	20	8	4	-	4	12	7	-	5
AUTO THEFT	2	-	-	-	-	2	2	-	-
FORGERY, COUNTERFEIT.	12	-	-	-	-	12	11	-	1
SEX OFFENSES	1	-	-	-	-	1	-	-	1
MARIHUANA	1	-	-	-	-	1	1	-	-
NARCOTICS	19	5	3	1	1	14	5	-	9
WEAPONS AND FIREARMS	7	1	-	-	-	6	6	-	-
ESCAPE	1	-	-	-	-	1	1	-	-
OTHER GENERAL OFFENSES	5	1	1	-	-	4	4	-	-
IMMIGRATION LAWS	13	10	8	-	2	3	3	-	-
LIQUOR, INTERNAL REV.	-	-	-	-	-	-	-	-	-
SELECTIVE SERVICE ACT	-	-	-	-	-	-	-	-	-
OTHER SPECIAL OFFENSES (FEDERAL STATUTES)	30	14	13	1	-	16	14	2	-
<b>MONTANA</b>									
<b>TOTAL</b>	162	53	43	2	8	109	98	1	10
HOMICIDE	12	3	1	1	1	9	5	1	3
ROBBERY	4	2	2	-	-	2	2	-	-
ASSAULT	14	4	2	1	1	10	9	-	1
BURGLARY	15	5	5	-	-	10	10	-	-
LARCENY AND THEFT	32	13	10	-	3	19	19	-	-
EMBEZZLEMENT	7	-	-	-	-	7	6	-	1
FRAUD	17	6	4	-	2	11	10	-	1
AUTO THEFT	1	-	-	-	-	1	1	-	-
FORGERY, COUNTERFEIT.	17	3	3	-	-	14	13	-	1
SEX OFFENSES	6	5	5	-	-	1	1	-	-
MARIHUANA	-	-	-	-	-	-	-	-	-
NARCOTICS	2	-	-	-	-	2	-	-	2
WEAPONS AND FIREARMS	7	2	2	-	-	5	4	-	1
ESCAPE	1	-	-	-	-	1	1	-	-
OTHER GENERAL OFFENSES	4	3	2	-	1	1	1	-	-
IMMIGRATION LAWS	4	1	1	-	-	3	3	-	-
LIQUOR, INTERNAL REV.	-	-	-	-	-	-	-	-	-
SELECTIVE SERVICE ACT	-	-	-	-	-	-	-	-	-
OTHER SPECIAL OFFENSES (FEDERAL STATUTES)	19	6	6	-	-	13	13	-	-

**TABLE 1  
UNITED STATES DISTRICT COURTS  
CRIMINAL DEFENDANTS DISPOSED OF BY TYPE OF DISPOSITION  
TWELVE MONTH PERIOD ENDED JUNE 30, 1982**

DISTRICT AND OFFENSE	TOTAL DEFENDANTS	NOT CONVICTED				CONVICTED AND SENTENCED			
		TOTAL	DIS-MISSED	ACQUITTED BY		TOTAL	PLEA OF GUILTY OR NOLO CONTENDERE	CONVICTED BY	
				COURT	JURY			COURT	JURY
<b>NEVADA</b>									
<b>TOTAL</b>	212	45	39	-	6	167	149	2	16
HOMICIDE	1	-	-	-	-	1	-	-	1
ROBBERY	15	2	2	-	-	13	11	-	2
ASSAULT	3	1	-	-	1	2	1	-	1
BURGLARY	8	1	1	-	-	7	6	-	1
LARCENY AND THEFT	5	-	-	-	-	5	5	-	-
EMBEZZLEMENT	7	-	-	-	-	7	5	-	1
FRAUD	40	9	6	-	3	31	29	1	1
AUTO THEFT	2	-	-	-	-	2	2	-	-
FORGERY, COUNTERFEIT.	25	5	4	-	1	20	17	1	2
SEX OFFENSES	1	1	1	-	-	-	-	-	-
MARIHUANA	2	-	-	-	-	2	2	-	-
NARCOTICS	62	14	14	-	-	48	46	-	2
WEAPONS AND FIREARMS	10	4	4	-	-	6	4	-	2
ESCAPE	6	-	-	-	-	6	6	-	-
OTHER GENERAL OFFENSES	10	3	3	-	-	7	5	-	2
IMMIGRATION LAWS	1	-	-	-	-	1	1	-	-
LIQUOR, INTERNAL REV.	-	-	-	-	-	-	-	-	-
SELECTIVE SERVICE ACT	-	-	-	-	-	-	-	-	-
OTHER SPECIAL OFFENSES (FEDERAL STATUTES)	14	5	4	-	1	9	8	-	1
<b>OREGON</b>									
<b>TOTAL</b>	183	35	30	1	4	148	114	9	25
HOMICIDE	2	-	-	-	-	2	-	1	1
ROBBERY	33	3	3	-	-	30	20	-	10
ASSAULT	4	3	2	-	1	1	1	-	-
BURGLARY	1	-	-	-	-	1	1	-	-
LARCENY AND THEFT	20	5	5	-	-	15	15	-	-
EMBEZZLEMENT	26	3	3	-	-	23	22	-	1
FRAUD	29	7	7	-	-	22	15	-	7
AUTO THEFT	1	-	-	-	-	1	1	-	-
FORGERY, COUNTERFEIT.	5	1	1	-	-	4	4	-	-
SEX OFFENSES	1	-	-	-	-	1	1	-	-
MARIHUANA	7	1	1	-	-	6	6	-	-
NARCOTICS	21	4	2	-	2	17	10	4	3
WEAPONS AND FIREARMS	9	2	2	-	-	7	4	1	2
ESCAPE	2	-	-	-	-	2	2	-	-
OTHER GENERAL OFFENSES	5	1	1	-	-	4	2	1	1
IMMIGRATION LAWS	1	-	-	-	-	1	1	-	-
LIQUOR, INTERNAL REV.	-	-	-	-	-	-	-	-	-
SELECTIVE SERVICE ACT	-	-	-	-	-	-	-	-	-
OTHER SPECIAL OFFENSES (FEDERAL STATUTES)	16	5	3	1	1	11	9	2	-
<b>WASHINGTON EASTERN</b>									
<b>TOTAL</b>	179	52	47	4	1	127	117	5	5
HOMICIDE	-	-	-	-	-	-	-	-	-
ROBBERY	2	2	2	-	-	-	-	-	-
ASSAULT	3	1	1	-	-	2	1	-	1
BURGLARY	1	-	-	-	-	1	1	-	-
LARCENY AND THEFT	5	-	-	-	-	5	5	-	-
EMBEZZLEMENT	9	3	3	-	-	6	6	-	-
FRAUD	35	6	5	1	-	29	28	1	-
AUTO THEFT	1	1	1	-	-	-	-	-	-
FORGERY, COUNTERFEIT.	26	13	13	-	-	13	11	-	2
SEX OFFENSES	1	1	1	-	-	-	-	-	-
MARIHUANA	2	1	1	-	-	1	1	-	-
NARCOTICS	15	4	4	-	-	11	11	-	-
WEAPONS AND FIREARMS	18	10	7	2	1	8	5	1	2
ESCAPE	1	-	-	-	-	1	1	-	-
OTHER GENERAL OFFENSES	4	2	3	-	-	1	1	-	-
IMMIGRATION LAWS	46	5	4	1	-	41	38	3	-
LIQUOR, INTERNAL REV.	-	-	-	-	-	-	-	-	-
SELECTIVE SERVICE ACT	-	-	-	-	-	-	-	-	-
OTHER SPECIAL OFFENSES (FEDERAL STATUTES)	10	2	2	-	-	8	8	-	-



**TABLE 1  
UNITED STATES DISTRICT COURTS  
CRIMINAL DEFENDANTS DISPOSED OF BY TYPE OF DISPOSITION  
TWELVE MONTH PERIOD ENDED JUNE 30, 1982**

DISTRICT AND OFFENSE	TOTAL DEFENDANTS	NOT CONVICTED				CONVICTED AND SENTENCED			
		TOTAL	DIS-MISSED	ACQUITTED BY		TOTAL	PLEA OF GUILTY OR Nolo CON-TENDERE	CONVICTED BY	
				COURT	JURY			COURT	JURY
<b>WASHINGTON WESTERN TOTAL</b>	<b>848</b>	<b>169</b>	<b>154</b>	<b>10</b>	<b>5</b>	<b>679</b>	<b>592</b>	<b>25</b>	<b>62</b>
HOMICIDE	1	1	-	1	-	-	-	-	-
ROBBERY	36	5	5	-	-	31	20	-	11
ASSAULT	9	4	4	-	-	5	3	1	1
BURGLARY	1	-	-	-	-	1	1	-	-
LARCENY AND THEFT	80	20	18	1	1	60	53	1	6
EMBEZZLEMENT	41	1	1	-	-	40	39	-	1
FRAUD	70	7	4	-	3	63	45	2	16
AUTO THEFT	1	-	-	-	-	1	-	-	1
FORGERY, COUNTERFEIT.	20	7	7	-	-	13	11	-	2
SEX OFFENSES	1	-	-	-	-	1	1	-	-
MARIHUANA	51	11	11	-	-	40	36	-	4
NARCOTICS	79	17	17	-	-	62	47	5	10
WEAPONS AND FIREARMS	14	4	-	4	-	10	9	1	-
ESCAPE	8	1	1	-	-	7	6	1	-
OTHER GENERAL OFFENSES	351	66	62	3	1	285	273	10	2
IMMIGRATION LAWS	11	4	4	-	-	7	7	-	-
LIQUOR, INTERNAL REV.	-	-	-	-	-	-	-	-	-
SELECTIVE SERVICE ACT	-	-	-	-	-	-	-	-	-
OTHER SPECIAL OFFENSES (FEDERAL STATUTES)	74	21	20	1	-	53	41	4	8
<b>GUAM TOTAL</b>	<b>83</b>	<b>22</b>	<b>18</b>	<b>-</b>	<b>4</b>	<b>61</b>	<b>49</b>	<b>9</b>	<b>3</b>
HOMICIDE	10	6	6	-	-	4	4	-	-
ROBBERY	1	1	1	-	-	-	-	-	-
ASSAULT	1	1	1	-	-	-	-	-	-
BURGLARY	-	-	-	-	-	-	-	-	-
LARCENY AND THEFT	6	2	2	-	-	4	3	1	-
EMBEZZLEMENT	2	-	-	-	-	2	1	1	-
FRAUD	6	-	-	-	-	6	2	4	-
AUTO THEFT	-	-	-	-	-	-	-	-	-
FORGERY, COUNTERFEIT.	1	-	-	-	-	1	1	-	-
SEX OFFENSES	-	-	-	-	-	-	-	-	-
MARIHUANA	5	1	1	-	-	4	4	-	-
NARCOTICS	23	1	-	-	1	22	21	1	-
WEAPONS AND FIREARMS	4	2	2	-	-	2	2	-	-
ESCAPE	7	4	1	-	3	3	1	1	1
OTHER GENERAL OFFENSES	5	3	3	-	-	2	-	-	2
IMMIGRATION LAWS	2	-	-	-	-	2	1	1	-
LIQUOR, INTERNAL REV.	-	-	-	-	-	-	-	-	-
SELECTIVE SERVICE ACT	-	-	-	-	-	-	-	-	-
OTHER SPECIAL OFFENSES (FEDERAL STATUTES)	10	1	1	-	-	9	9	-	-
<b>NORTHERN MARIANAS TOTAL</b>	<b>25</b>	<b>3</b>	<b>3</b>	<b>-</b>	<b>-</b>	<b>22</b>	<b>17</b>	<b>1</b>	<b>4</b>
HOMICIDE	2	-	-	-	-	2	-	-	2
ROBBERY	-	-	-	-	-	-	-	-	-
ASSAULT	6	-	-	-	-	6	5	1	-
BURGLARY	10	2	2	-	-	8	7	-	1
LARCENY AND THEFT	3	-	-	-	-	3	2	-	1
EMBEZZLEMENT	-	-	-	-	-	-	-	-	-
FRAUD	-	-	-	-	-	-	-	-	-
AUTO THEFT	-	-	-	-	-	-	-	-	-
FORGERY, COUNTERFEIT.	-	-	-	-	-	-	-	-	-
SEX OFFENSES	1	-	-	-	-	1	1	-	-
MARIHUANA	-	-	-	-	-	-	-	-	-
NARCOTICS	-	-	-	-	-	-	-	-	-
WEAPONS AND FIREARMS	2	1	1	-	-	1	1	-	-
ESCAPE	-	-	-	-	-	-	-	-	-
OTHER GENERAL OFFENSES	1	-	-	-	-	1	1	-	-
IMMIGRATION LAWS	-	-	-	-	-	-	-	-	-
LIQUOR, INTERNAL REV.	-	-	-	-	-	-	-	-	-
SELECTIVE SERVICE ACT	-	-	-	-	-	-	-	-	-
OTHER SPECIAL OFFENSES (FEDERAL STATUTES)	-	-	-	-	-	-	-	-	-

**TABLE 1  
UNITED STATES DISTRICT COURTS  
CRIMINAL DEFENDANTS DISPOSED OF BY TYPE OF DISPOSITION  
TWELVE MONTH PERIOD ENDED JUNE 30, 1982**

DISTRICT AND OFFENSE	TOTAL DEFENDANTS	NOT CONVICTED				CONVICTED AND SENTENCED			
		TOTAL	DIS-MISSED	ACQUITTED BY		TOTAL	PLEA OF GUILTY OR Nolo CON-TENDERE	CONVICTED BY	
				COURT	JURY			COURT	JURY
<b>COLORADO TOTAL</b>	<b>334</b>	<b>60</b>	<b>52</b>	<b>6</b>	<b>2</b>	<b>274</b>	<b>219</b>	<b>18</b>	<b>37</b>
HOMICIDE	1	-	-	-	-	1	-	-	1
ROBBERY	28	6	6	-	-	22	12	4	6
ASSAULT	8	1	1	-	-	7	6	-	1
BURGLARY	1	-	-	-	-	1	1	-	-
LARCENY AND THEFT	51	5	4	1	-	46	41	-	5
EMBEZZLEMENT	52	1	-	1	-	51	51	-	-
FRAUD	63	15	13	-	2	48	28	2	18
AUTO THEFT	6	2	2	-	-	4	4	-	-
FORGERY, COUNTERFEIT.	14	2	2	-	-	12	12	-	-
SEX OFFENSES	-	-	-	-	-	-	-	-	-
MARIHUANA	1	-	-	-	-	1	1	-	-
NARCOTICS	12	4	4	-	-	8	5	1	2
WEAPONS AND FIREARMS	13	2	2	-	-	11	11	-	-
ESCAPE	7	1	1	-	-	6	5	1	-
OTHER GENERAL OFFENSES	11	3	1	2	-	8	4	3	1
IMMIGRATION LAWS	5	1	1	-	-	4	4	-	-
LIQUOR, INTERNAL REV.	-	-	-	-	-	-	-	-	-
SELECTIVE SERVICE ACT	-	-	-	-	-	-	-	-	-
OTHER SPECIAL OFFENSES (FEDERAL STATUTES)	61	17	15	2	-	44	34	7	3
<b>KANSAS TOTAL</b>	<b>321</b>	<b>78</b>	<b>69</b>	<b>-</b>	<b>9</b>	<b>243</b>	<b>220</b>	<b>2</b>	<b>21</b>
HOMICIDE	4	2	2	-	-	2	1	-	1
ROBBERY	16	-	-	-	-	16	13	-	3
ASSAULT	3	2	1	-	1	1	1	-	-
BURGLARY	-	-	-	-	-	-	-	-	-
LARCENY AND THEFT	21	3	2	-	-	18	16	-	2
EMBEZZLEMENT	18	10	10	-	-	8	8	-	-
FRAUD	76	24	21	-	3	52	46	-	6
AUTO THEFT	2	-	-	-	-	2	2	-	-
FORGERY, COUNTERFEIT.	14	8	6	-	2	6	5	-	1
SEX OFFENSES	-	-	-	-	-	-	-	-	-
MARIHUANA	12	4	4	-	-	8	8	-	-
NARCOTICS	21	2	2	-	-	19	16	-	3
WEAPONS AND FIREARMS	33	5	5	-	-	28	25	-	3
ESCAPE	22	7	7	-	-	15	14	-	1
OTHER GENERAL OFFENSES	16	4	4	-	-	12	12	-	-
IMMIGRATION LAWS	3	-	-	-	-	3	3	-	-
LIQUOR, INTERNAL REV.	-	-	-	-	-	-	-	-	-
SELECTIVE SERVICE ACT	-	-	-	-	-	-	-	-	-
OTHER SPECIAL OFFENSES (FEDERAL STATUTES)	60	7	5	-	2	53	50	2	1
<b>NEW MEXICO TOTAL</b>	<b>268</b>	<b>70</b>	<b>64</b>	<b>1</b>	<b>5</b>	<b>198</b>	<b>174</b>	<b>-</b>	<b>24</b>
HOMICIDE	4	1	-	-	1	3	3	-	-
ROBBERY	6	1	1	-	-	5	5	-	-
ASSAULT	7	2	2	-	-	5	5	-	-
BURGLARY	-	-	-	-	-	-	-	-	-
LARCENY AND THEFT	18	5	5	-	1	12	11	-	1
EMBEZZLEMENT	15	-	-	-	-	15	15	-	-
FRAUD	22	6	5	-	1	16	9	-	7
AUTO THEFT	6	2	2	-	-	4	3	-	1
FORGERY, COUNTERFEIT.	4	2	2	-	-	2	2	-	-
SEX OFFENSES	4	1	1	-	-	3	3	-	-
MARIHUANA	12	3	3	-	-	9	7	-	2
NARCOTICS	35	13	12	-	1	22	18	-	4
WEAPONS AND FIREARMS	17	6	6	-	-	11	10	-	1
ESCAPE	2	-	-	-	-	2	1	-	1
OTHER GENERAL OFFENSES	21	10	8	1	1	11	10	-	1
IMMIGRATION LAWS	16	2	2	-	-	14	13	-	1
LIQUOR, INTERNAL REV.	-	-	-	-	-	-	-	-	-
SELECTIVE SERVICE ACT	-	-	-	-	-	-	-	-	-
OTHER SPECIAL OFFENSES (FEDERAL STATUTES)	79	15	15	-	-	64	59	-	5

**TABLE 1  
UNITED STATES DISTRICT COURTS  
CRIMINAL DEFENDANTS DISPOSED OF BY TYPE OF DISPOSITION  
TWELVE MONTH PERIOD ENDED JUNE 30, 1982**

DISTRICT AND OFFENSE	TOTAL DEFENDANTS	NOT CONVICTED				CONVICTED AND SENTENCED			
		TOTAL	DIS-MISSED	ACQUITTED BY		TOTAL	PLEA OF GUILTY OR Nolo CONTENDERE	CONVICTED BY	
				COURT	JURY			COURT	JURY
<b>OKLAHOMA NORTHERN TOTAL</b>	<b>139</b>	<b>24</b>	<b>19</b>	<b>-</b>	<b>5</b>	<b>115</b>	<b>99</b>	<b>1</b>	<b>15</b>
HOMICIDE	-	-	-	-	-	-	-	-	-
ROBBERY	-	-	-	-	-	-	-	-	-
ASSAULT	-	-	-	-	-	-	-	-	-
BURGLARY	-	-	-	-	-	-	-	-	-
LARCENY AND THEFT	13	2	1	-	1	11	9	-	2
EMBEZZLEMENT	10	1	1	-	-	9	8	-	1
FRAUD	29	6	3	-	3	23	19	1	3
AUTO THEFT	7	2	2	-	-	5	4	-	1
FORGERY, COUNTERFEIT.	15	-	-	-	-	15	12	-	3
SEX OFFENSES	-	-	-	-	-	-	-	-	-
MARIHUANA	10	2	2	-	-	8	8	-	-
NARCOTICS	7	1	1	-	-	6	3	-	3
WEAPONS AND FIREARMS	25	3	3	-	-	22	20	-	2
ESCAPE	2	1	1	-	-	1	1	-	-
OTHER GENERAL OFFENSES	6	-	-	-	-	6	6	-	-
IMMIGRATION LAWS	6	2	2	-	-	4	4	-	-
LIQUOR, INTERNAL REV.	1	-	-	-	-	1	1	-	-
SELECTIVE SERVICE ACT	-	-	-	-	-	-	-	-	-
OTHER SPECIAL OFFENSES (FEDERAL STATUTES)	8	4	3	-	1	4	4	-	-
<b>OKLAHOMA EASTERN TOTAL</b>	<b>123</b>	<b>21</b>	<b>20</b>	<b>-</b>	<b>1</b>	<b>102</b>	<b>88</b>	<b>1</b>	<b>13</b>
HOMICIDE	-	-	-	-	-	-	-	-	-
ROBBERY	-	-	-	-	-	-	-	-	-
ASSAULT	-	-	-	-	-	-	-	-	-
BURGLARY	-	-	-	-	-	-	-	-	-
LARCENY AND THEFT	21	-	-	-	-	21	21	-	-
EMBEZZLEMENT	10	2	2	-	-	8	8	-	-
FRAUD	21	3	3	-	-	18	15	-	3
AUTO THEFT	9	1	1	-	-	8	5	-	3
FORGERY, COUNTERFEIT.	4	-	-	-	-	4	4	-	-
SEX OFFENSES	-	-	-	-	-	-	-	-	-
MARIHUANA	16	3	3	-	-	13	12	-	1
NARCOTICS	11	5	4	-	1	6	4	-	2
WEAPONS AND FIREARMS	13	2	2	-	-	11	7	1	3
ESCAPE	-	-	-	-	-	-	-	-	-
OTHER GENERAL OFFENSES	7	2	2	-	-	5	5	-	-
IMMIGRATION LAWS	-	-	-	-	-	-	-	-	-
LIQUOR, INTERNAL REV.	1	-	-	-	-	1	1	-	-
SELECTIVE SERVICE ACT	-	-	-	-	-	-	-	-	-
OTHER SPECIAL OFFENSES (FEDERAL STATUTES)	10	3	3	-	-	7	6	-	1
<b>OKLAHOMA WESTERN TOTAL</b>	<b>387</b>	<b>65</b>	<b>51</b>	<b>1</b>	<b>13</b>	<b>322</b>	<b>302</b>	<b>5</b>	<b>15</b>
HOMICIDE	3	-	-	-	-	3	2	-	1
ROBBERY	8	1	-	-	1	7	7	-	-
ASSAULT	5	-	-	-	-	5	3	1	1
BURGLARY	2	-	-	-	-	2	2	-	-
LARCENY AND THEFT	27	3	3	-	-	24	23	-	1
EMBEZZLEMENT	18	2	2	-	-	16	15	1	-
FRAUD	53	11	7	1	3	42	38	1	3
AUTO THEFT	5	1	1	-	-	4	4	-	-
FORGERY, COUNTERFEIT.	13	3	2	-	1	10	10	-	-
SEX OFFENSES	-	-	-	-	-	-	-	-	-
MARIHUANA	13	4	4	-	-	9	8	-	1
NARCOTICS	35	10	9	-	1	35	32	-	3
WEAPONS AND FIREARMS	20	3	3	-	-	17	15	-	2
ESCAPE	17	1	-	-	1	16	15	-	-
OTHER GENERAL OFFENSES	144	22	16	-	6	122	118	2	2
IMMIGRATION LAWS	2	1	1	-	-	1	1	-	-
LIQUOR, INTERNAL REV.	-	-	-	-	-	-	-	-	-
SELECTIVE SERVICE ACT	-	-	-	-	-	-	-	-	-
OTHER SPECIAL OFFENSES (FEDERAL STATUTES)	12	3	3	-	-	9	8	-	1

**TABLE 1  
UNITED STATES DISTRICT COURTS  
CRIMINAL DEFENDANTS DISPOSED OF BY TYPE OF DISPOSITION  
TWELVE MONTH PERIOD ENDED JUNE 30, 1982**

DISTRICT AND OFFENSE	TOTAL DEFENDANTS	NOT CONVICTED				CONVICTED AND SENTENCED			
		TOTAL	DIS-MISSED	ACQUITTED BY		TOTAL	PLEA OF GUILTY OR Nolo CONTENDERE	CONVICTED BY	
				COURT	JURY			COURT	JURY
<b>UTAH TOTAL</b>	<b>218</b>	<b>39</b>	<b>31</b>	<b>3</b>	<b>5</b>	<b>179</b>	<b>144</b>	<b>6</b>	<b>29</b>
HOMICIDE	4	1	1	-	-	3	3	-	-
ROBBERY	16	-	-	-	-	16	10	-	6
ASSAULT	10	-	-	-	-	10	7	1	2
BURGLARY	1	-	-	-	-	1	1	-	-
LARCENY AND THEFT	29	12	12	-	-	17	17	-	-
EMBEZZLEMENT	12	-	-	-	-	12	12	-	-
FRAUD	32	6	1	1	4	26	19	1	6
AUTO THEFT	-	-	-	-	-	-	-	-	-
FORGERY, COUNTERFEIT.	16	1	1	-	-	15	15	-	-
SEX OFFENSES	-	-	-	-	-	-	-	-	-
MARIHUANA	4	3	3	-	-	1	1	-	-
NARCOTICS	20	6	6	-	-	14	9	-	5
WEAPONS AND FIREARMS	5	2	1	-	1	3	1	-	2
ESCAPE	3	-	-	-	-	3	2	-	-
OTHER GENERAL OFFENSES	9	5	4	1	-	4	1	-	3
IMMIGRATION LAWS	35	2	2	-	-	33	32	-	1
LIQUOR, INTERNAL REV.	-	-	-	-	-	-	-	-	-
SELECTIVE SERVICE ACT	-	-	-	-	-	-	-	-	-
OTHER SPECIAL OFFENSES (FEDERAL STATUTES)	22	1	-	1	-	21	14	4	3
<b>WYOMING TOTAL</b>	<b>88</b>	<b>23</b>	<b>17</b>	<b>1</b>	<b>5</b>	<b>65</b>	<b>54</b>	<b>3</b>	<b>8</b>
HOMICIDE	1	-	-	-	-	1	1	-	-
ROBBERY	2	1	1	-	-	1	1	-	-
ASSAULT	1	-	-	-	-	1	1	-	-
BURGLARY	1	-	-	-	-	1	1	-	-
LARCENY AND THEFT	9	1	1	-	-	8	7	-	1
EMBEZZLEMENT	12	1	1	-	-	11	11	-	-
FRAUD	9	5	2	-	3	4	2	-	2
AUTO THEFT	2	-	-	-	-	2	2	-	-
FORGERY, COUNTERFEIT.	2	-	-	-	-	2	2	-	-
SEX OFFENSES	1	1	-	-	1	-	-	-	-
MARIHUANA	9	2	2	-	-	7	3	3	1
NARCOTICS	7	-	-	-	-	7	6	-	1
WEAPONS AND FIREARMS	7	1	1	-	-	6	6	-	-
ESCAPE	-	-	-	-	-	-	-	-	-
OTHER GENERAL OFFENSES	8	5	4	1	-	3	3	-	-
IMMIGRATION LAWS	-	-	-	-	-	-	-	-	-
LIQUOR, INTERNAL REV.	-	-	-	-	-	-	-	-	-
SELECTIVE SERVICE ACT	-	-	-	-	-	-	-	-	-
OTHER SPECIAL OFFENSES (FEDERAL STATUTES)	17	6	5	-	1	11	8	-	3
<b>ALABAMA NORTHERN TOTAL</b>	<b>524</b>	<b>77</b>	<b>62</b>	<b>-</b>	<b>15</b>	<b>447</b>	<b>413</b>	<b>4</b>	<b>30</b>
HOMICIDE	-	-	-	-	-	-	-	-	-
ROBBERY	15	1	-	-	1	14	10	-	4
ASSAULT	5	-	-	-	-	5	4	-	1
BURGLARY	-	-	-	-	-	-	-	-	-
LARCENY AND THEFT	54	10	9	-	1	44	42	-	2
EMBEZZLEMENT	20	2	2	-	-	18	18	-	-
FRAUD	46	12	12	-	-	34	31	-	3
AUTO THEFT	33	8	6	-	2	25	20	-	5
FORGERY, COUNTERFEIT.	107	18	18	-	-	89	87	-	2
SEX OFFENSES	-	-	-	-	-	-	-	-	-
MARIHUANA	6	1	1	-	-	5	5	-	-
NARCOTICS	5	2	2	-	-	3	2	-	1
WEAPONS AND FIREARMS	41	8	5	-	3	33	28	1	4
ESCAPE	14	-	-	-	-	14	11	-	3
OTHER GENERAL OFFENSES	138	4	3	-	1	134	126	3	5
IMMIGRATION LAWS	1	1	1	-	-	-	-	-	-
LIQUOR, INTERNAL REV.	-	-	-	-	-	-	-	-	-
SELECTIVE SERVICE ACT	-	-	-	-	-	-	-	-	-
OTHER SPECIAL OFFENSES (FEDERAL STATUTES)	39	10	3	-	7	29	29	-	-

**TABLE 1**  
**UNITED STATES DISTRICT COURTS**  
**CRIMINAL DEFENDANTS DISPOSED OF BY TYPE OF DISPOSITION**  
**TWELVE MONTH PERIOD ENDED JUNE 30, 1982**

DISTRICT AND OFFENSE	TOTAL DEFENDANTS	NOT CONVICTED				CONVICTED AND SENTENCED			
		TOTAL	DIS-MISSED	ACQUITTED BY		TOTAL	PLEA OF GUILTY OR Nolo CONTENDERE	CONVICTED BY	
				COURT	JURY			COURT	JURY
<b>ALABAMA MIDDLE TOTAL</b>	<b>362</b>	<b>98</b>	<b>83</b>	<b>-</b>	<b>15</b>	<b>264</b>	<b>235</b>	<b>11</b>	<b>18</b>
HOMICIDE	-	-	-	-	-	-	-	-	-
ROBBERY	1	-	-	-	-	1	1	-	-
ASSAULT	3	1	1	-	-	2	1	-	1
BURGLARY	-	-	-	-	-	-	-	-	-
LARCENY AND THEFT	61	13	10	-	3	48	40	3	5
EMBEZZLEMENT	12	5	1	-	4	7	6	-	1
FRAUD	44	22	19	-	3	22	19	-	3
AUTO THEFT	13	-	-	-	-	13	11	-	2
FORGERY, COUNTERFEIT.	9	1	1	-	-	8	7	-	1
SEX OFFENSES	2	1	1	-	-	1	1	-	-
MARIJUANA	18	6	5	-	1	12	11	-	1
NARCOTICS	14	3	3	-	-	11	8	3	-
WEAPONS AND FIREARMS	22	7	5	-	2	15	13	-	2
ESCAPE	18	2	2	-	-	16	16	-	-
OTHER GENERAL OFFENSES	125	27	25	-	1	98	91	5	2
IMMIGRATION LAWS	-	-	-	-	-	-	-	-	-
LIQUOR, INTERNAL REV.	-	-	-	-	-	-	-	-	-
SELECTIVE SERVICE ACT	-	-	-	-	-	-	-	-	-
OTHER SPECIAL OFFENSES (FEDERAL STATUTES)	20	10	9	-	1	10	10	-	-
<b>ALABAMA SOUTHERN TOTAL</b>	<b>145</b>	<b>16</b>	<b>11</b>	<b>1</b>	<b>4</b>	<b>129</b>	<b>106</b>	<b>3</b>	<b>20</b>
HOMICIDE	-	-	-	-	-	-	-	-	-
ROBBERY	1	-	-	-	-	1	-	-	1
ASSAULT	1	-	-	-	-	1	-	1	-
BURGLARY	-	-	-	-	-	-	-	-	-
LARCENY AND THEFT	7	1	-	1	-	6	4	-	2
EMBEZZLEMENT	5	-	-	-	-	5	5	-	-
FRAUD	21	1	1	-	-	20	15	-	5
AUTO THEFT	8	2	2	-	-	6	5	-	1
FORGERY, COUNTERFEIT.	7	1	1	-	-	6	5	-	1
SEX OFFENSES	-	-	-	-	-	-	-	-	-
MARIJUANA	42	4	1	-	3	38	33	-	5
NARCOTICS	6	-	-	-	-	6	4	1	1
WEAPONS AND FIREARMS	20	2	1	-	1	18	14	1	3
ESCAPE	1	-	-	-	-	1	1	-	-
OTHER GENERAL OFFENSES	5	-	-	-	-	5	5	-	-
IMMIGRATION LAWS	-	-	-	-	-	-	-	-	-
LIQUOR, INTERNAL REV.	-	-	-	-	-	-	-	-	-
SELECTIVE SERVICE ACT	-	-	-	-	-	-	-	-	-
OTHER SPECIAL OFFENSES (FEDERAL STATUTES)	21	5	5	-	-	16	15	-	1
<b>FLORIDA NORTHERN TOTAL</b>	<b>189</b>	<b>42</b>	<b>30</b>	<b>1</b>	<b>11</b>	<b>147</b>	<b>82</b>	<b>3</b>	<b>62</b>
HOMICIDE	-	-	-	-	-	-	-	-	-
ROBBERY	9	2	1	-	1	7	4	-	3
ASSAULT	1	1	1	-	-	-	-	-	-
BURGLARY	-	-	-	-	-	-	-	-	-
LARCENY AND THEFT	10	3	3	-	-	7	5	-	2
EMBEZZLEMENT	5	-	-	-	-	5	5	-	-
FRAUD	24	4	1	-	3	20	13	-	7
AUTO THEFT	2	1	1	-	-	1	1	-	-
FORGERY, COUNTERFEIT.	3	2	2	-	-	1	1	-	-
SEX OFFENSES	2	-	-	-	-	2	-	-	2
MARIJUANA	77	16	8	1	7	61	20	3	38
NARCOTICS	26	1	1	-	-	25	19	-	6
WEAPONS AND FIREARMS	4	-	-	-	-	4	3	-	1
ESCAPE	7	1	1	-	-	6	5	-	1
OTHER GENERAL OFFENSES	13	9	9	-	-	4	2	-	2
IMMIGRATION LAWS	1	-	-	-	-	1	-	-	-
LIQUOR, INTERNAL REV.	-	-	-	-	-	-	-	-	-
SELECTIVE SERVICE ACT	-	-	-	-	-	-	-	-	-
OTHER SPECIAL OFFENSES (FEDERAL STATUTES)	5	2	2	-	-	3	3	-	-

**TABLE 1**  
**UNITED STATES DISTRICT COURTS**  
**CRIMINAL DEFENDANTS DISPOSED OF BY TYPE OF DISPOSITION**  
**TWELVE MONTH PERIOD ENDED JUNE 30, 1982**

DISTRICT AND OFFENSE	TOTAL DEFENDANTS	NOT CONVICTED				CONVICTED AND SENTENCED			
		TOTAL	DIS-MISSED	ACQUITTED BY		TOTAL	PLEA OF GUILTY OR Nolo CONTENDERE	CONVICTED BY	
				COURT	JURY			COURT	JURY
<b>FLORIDA MIDDLE TOTAL</b>	<b>555</b>	<b>84</b>	<b>63</b>	<b>1</b>	<b>20</b>	<b>471</b>	<b>375</b>	<b>10</b>	<b>86</b>
HOMICIDE	-	-	-	-	-	-	-	-	-
ROBBERY	25	3	3	-	-	22	18	-	4
ASSAULT	7	3	-	-	3	4	4	-	-
BURGLARY	1	-	-	-	-	1	-	-	1
LARCENY AND THEFT	37	5	4	-	1	32	27	-	5
EMBEZZLEMENT	36	-	-	-	-	36	33	3	-
FRAUD	80	12	3	-	9	68	49	-	19
AUTO THEFT	5	-	-	-	-	5	5	-	-
FORGERY, COUNTERFEIT.	81	7	6	-	1	74	58	1	15
SEX OFFENSES	-	-	-	-	-	-	-	-	-
MARIJUANA	97	19	19	-	-	78	63	2	13
NARCOTICS	57	12	11	-	1	45	34	1	10
WEAPONS AND FIREARMS	24	4	2	-	2	20	14	2	4
ESCAPE	10	1	1	-	-	9	9	-	-
OTHER GENERAL OFFENSES	43	7	4	1	2	36	23	-	13
IMMIGRATION LAWS	8	3	3	-	-	5	5	-	-
LIQUOR, INTERNAL REV.	-	-	-	-	-	-	-	-	-
SELECTIVE SERVICE ACT	-	-	-	-	-	-	-	-	-
OTHER SPECIAL OFFENSES (FEDERAL STATUTES)	44	8	7	-	1	36	33	1	2
<b>FLORIDA SOUTHERN TOTAL</b>	<b>1,703</b>	<b>403</b>	<b>281</b>	<b>20</b>	<b>102</b>	<b>1,390</b>	<b>840</b>	<b>110</b>	<b>350</b>
HOMICIDE	1	1	1	-	-	-	-	-	-
ROBBERY	22	4	4	-	-	18	7	1	10
ASSAULT	13	8	6	2	-	5	3	1	1
BURGLARY	-	-	-	-	-	-	-	-	-
LARCENY AND THEFT	21	3	3	-	-	18	16	-	2
EMBEZZLEMENT	28	5	5	-	-	23	22	-	1
FRAUD	102	27	20	1	6	75	54	3	18
AUTO THEFT	9	1	1	-	-	8	2	-	6
FORGERY, COUNTERFEIT.	69	15	11	-	4	54	44	-	10
SEX OFFENSES	-	-	-	-	-	-	-	-	-
MARIJUANA	695	163	96	10	57	532	289	84	159
NARCOTICS	421	81	53	5	23	340	227	16	97
WEAPONS AND FIREARMS	62	12	12	-	-	50	35	3	12
ESCAPE	12	5	5	-	-	7	5	1	1
OTHER GENERAL OFFENSES	43	16	10	1	5	27	9	1	17
IMMIGRATION LAWS	149	53	46	-	7	96	84	-	12
LIQUOR, INTERNAL REV.	-	-	-	-	-	-	-	-	-
SELECTIVE SERVICE ACT	-	-	-	-	-	-	-	-	-
OTHER SPECIAL OFFENSES (FEDERAL STATUTES)	56	9	8	1	-	47	43	-	4
<b>GEORGIA NORTHERN TOTAL</b>	<b>634</b>	<b>122</b>	<b>102</b>	<b>9</b>	<b>11</b>	<b>512</b>	<b>388</b>	<b>48</b>	<b>75</b>
HOMICIDE	6	1	-	-	1	5	1	-	4
ROBBERY	29	6	6	-	-	23	21	2	-
ASSAULT	9	2	1	-	1	7	6	-	1
BURGLARY	5	1	1	-	-	5	2	-	3
LARCENY AND THEFT	72	13	9	1	3	59	55	-	4
EMBEZZLEMENT	30	1	1	-	-	29	28	1	-
FRAUD	96	17	14	1	2	79	62	2	15
AUTO THEFT	16	-	-	-	-	16	15	-	1
FORGERY, COUNTERFEIT.	62	12	9	3	-	50	45	2	3
SEX OFFENSES	-	-	-	-	-	-	-	-	-
MARIJUANA	27	9	9	-	-	18	10	3	5
NARCOTICS	96	19	15	2	2	77	55	5	17
WEAPONS AND FIREARMS	55	11	10	1	-	44	37	-	7
ESCAPE	15	8	8	-	-	7	5	-	2
OTHER GENERAL OFFENSES	20	6	5	-	1	14	6	-	8
IMMIGRATION LAWS	1	1	1	-	-	-	-	-	-
LIQUOR, INTERNAL REV.	5	2	2	-	-	3	3	-	-
SELECTIVE SERVICE ACT	-	-	-	-	-	-	-	-	-
OTHER SPECIAL OFFENSES (FEDERAL STATUTES)	89	13	11	1	1	76	37	34	5

**TABLE 1  
UNITED STATES DISTRICT COURTS  
CRIMINAL DEFENDANTS DISPOSED OF BY TYPE OF DISPOSITION  
TWELVE MONTH PERIOD ENDED JUNE 30, 1982**

DISTRICT AND OFFENSE	TOTAL DEFENDANTS	NOT CONVICTED				CONVICTED AND SENTENCED			
		TOTAL	DIS-MISSED	ACQUITTED BY		TOTAL	PLEA OF GUILTY OR NOLLO CONTENDERE	CONVICTED BY	
				COURT	JURY			COURT	JURY
<b>GEORGIA MIDDLE TOTAL</b>	<b>1,114</b>	<b>69</b>	<b>27</b>	<b>40</b>	<b>2</b>	<b>1,045</b>	<b>984</b>	<b>37</b>	<b>24</b>
HOMICIDE	2	-	-	-	-	2	2	-	-
ROBBERY	13	2	2	-	-	11	8	-	3
ASSAULT	-	-	-	-	-	-	-	-	-
BURGLARY	2	-	-	-	-	2	2	-	-
LARCENY AND THEFT	21	4	4	-	-	17	14	1	2
EMBEZZLEMENT	9	-	-	-	-	9	8	1	-
FRAUD	20	2	2	-	-	18	13	-	5
AUTO THEFT	5	-	-	-	-	5	1	-	4
FORGERY, COUNTERFEIT.	18	5	4	-	1	13	10	-	3
SEX OFFENSES	1	-	-	-	-	1	1	-	-
MARIHUANA	38	5	2	3	-	33	28	1	4
NARCOTICS	7	1	1	-	-	6	3	2	1
WEAPONS AND FIREARMS	8	2	1	-	1	6	5	-	1
ESCAPE	2	1	1	-	-	1	1	-	-
OTHER GENERAL OFFENSES	919	42	7	35	-	877	848	29	-
IMMIGRATION LAWS	2	-	-	-	-	2	1	-	1
LIQUOR, INTERNAL REV.	1	-	-	-	-	1	-	-	-
SELECTIVE SERVICE ACT	-	-	-	-	-	-	-	-	-
OTHER SPECIAL OFFENSES (FEDERAL STATUTES)	46	5	3	2	-	41	38	3	-
<b>GEORGIA SOUTHERN TOTAL</b>	<b>455</b>	<b>75</b>	<b>43</b>	<b>18</b>	<b>14</b>	<b>380</b>	<b>168</b>	<b>173</b>	<b>39</b>
HOMICIDE	-	-	-	-	-	-	-	-	-
ROBBERY	7	1	-	-	1	6	6	-	-
ASSAULT	2	1	1	-	-	1	1	-	-
BURGLARY	3	-	-	-	-	3	3	-	-
LARCENY AND THEFT	29	11	11	-	-	18	18	-	-
EMBEZZLEMENT	7	-	-	-	-	7	7	-	-
FRAUD	18	6	5	-	1	12	11	1	-
AUTO THEFT	4	1	1	-	-	3	3	-	-
FORGERY, COUNTERFEIT.	34	3	3	-	-	31	27	1	3
SEX OFFENSES	1	-	-	-	-	1	1	-	-
MARIHUANA	63	18	10	1	7	45	27	-	18
NARCOTICS	20	3	-	3	-	17	11	1	5
WEAPONS AND FIREARMS	15	8	2	1	5	7	4	-	3
ESCAPE	-	-	-	-	-	-	-	-	-
OTHER GENERAL OFFENSES	215	17	5	12	-	198	33	158	7
IMMIGRATION LAWS	-	-	-	-	-	-	-	-	-
LIQUOR, INTERNAL REV.	8	1	1	-	-	7	4	1	2
SELECTIVE SERVICE ACT	-	-	-	-	-	-	-	-	-
OTHER SPECIAL OFFENSES (FEDERAL STATUTES)	29	5	4	1	-	24	12	11	1
<b>ALL DISTRICTS TOTAL</b>	<b>40,466</b>	<b>8,214</b>	<b>7,051</b>	<b>225</b>	<b>938</b>	<b>32,252</b>	<b>27,392</b>	<b>1,205</b>	<b>3,655</b>
HOMICIDE	172	42	29	2	11	130	79	7	44
ROBBERY	1,745	219	169	2	48	1,526	1,195	36	295
ASSAULT	605	194	149	9	36	411	326	14	71
BURGLARY	174	33	31	1	1	141	111	8	22
LARCENY AND THEFT	3,557	688	591	18	79	2,859	2,597	67	205
EMBEZZLEMENT	2,168	215	164	7	44	1,953	1,845	25	83
FRAUD	5,808	960	787	18	155	4,848	4,077	100	671
AUTO THEFT	519	90	81	-	9	429	362	3	64
FORGERY, COUNTERFEIT.	2,240	371	328	4	39	1,909	1,724	25	160
SEX OFFENSES	143	36	30	-	6	107	71	13	23
MARIHUANA	3,245	809	667	29	113	2,436	1,835	188	413
NARCOTICS	4,736	836	693	22	121	3,900	2,963	154	783
WEAPONS AND FIREARMS	1,873	353	290	14	49	1,520	1,270	45	205
ESCAPE	746	143	134	2	7	603	554	18	31
OTHER GENERAL OFFENSES	6,569	2,101	1,925	78	98	4,468	3,883	280	305
IMMIGRATION LAWS	2,655	374	347	6	21	2,281	2,153	38	90
LIQUOR, INTERNAL REV.	40	7	6	-	1	33	28	1	4
SELECTIVE SERVICE ACT	2	2	2	-	-	-	-	-	-
OTHER SPECIAL OFFENSES (FEDERAL STATUTES)	3,429	741	628	13	160	2,688	2,319	183	186

**Appendix Detail Table X-2  
Type and Length of Sentences for Convicted Defendants by Offense  
1982**



**TABLE 2  
UNITED STATES DISTRICT COURTS  
TYPE AND LENGTH OF SENTENCES FOR CONVICTED DEFENDANTS BY OFFENSE  
TWELVE MONTH PERIOD ENDED JUNE 30, 1982**

DISTRICT AND OFFENSE	TOTAL	TERMS OF IMPRISONMENT						PROBATION TERMS OF SPLIT SENTENCES				
		TOTAL	12 MOS. AND UNDER	13-24 MOS.	25-36 MOS.	37-60 MOS.	61 MOS. AND OVER	TOTAL	12 MOS. AND UNDER	13-24 MOS.	25-48 MOS.	49 MOS. AND OVER
<b>DISTRICT OF COLUMBIA TOTAL</b>	<b>506</b>	<b>204</b>	<b>29</b>	<b>42</b>	<b>53</b>	<b>44</b>	<b>36</b>	<b>48</b>		<b>6</b>	<b>30</b>	<b>12</b>
HOMICIDE	-	-	-	-	-	-	-	-	-	-	-	-
ROBBERY	3	3	-	-	-	2	1	-	-	-	-	-
ASSAULT	1	-	-	-	-	-	-	-	-	-	-	-
BURGLARY	-	-	-	-	-	-	-	-	-	-	-	-
LARCENY AND THEFT	57	19	-	2	6	2	9	3	-	-	3	-
EMBEZZLEMENT	36	3	1	2	2	-	-	2	-	-	2	-
FRAUD	95	17	1	7	6	1	2	8	-	2	2	4
AUTO THEFT	-	-	-	-	-	-	-	-	-	-	-	-
FORGERY, COUNTERFEIT.	29	8	-	1	2	5	-	4	-	-	4	-
SEX OFFENSES	7	-	-	-	-	-	-	-	-	-	-	-
MARIHUANA	9	3	-	-	-	-	-	-	-	-	-	-
NARCOTICS	201	121	23	23	24	29	22	19	2	1	1	1
WEAPONS AND FIREARMS	30	16	-	5	7	2	2	4	-	1	16	3
ESCAPE	16	11	4	3	2	2	-	1	-	-	-	3
OTHER GENERAL OFFENSES	13	3	-	-	3	-	-	5	-	1	1	3
IMMIGRATION LAWS	-	-	-	-	-	-	-	-	-	-	-	-
LIQUOR, INTERNAL REV.	-	-	-	-	-	-	-	-	-	-	-	-
SELECTIVE SERVICE ACT	-	-	-	-	-	-	-	-	-	-	-	-
OTHER SPECIAL OFFENSES (FEDERAL STATUTES)	9	-	-	-	-	-	-	1	-	-	-	1
<b>MAINE TOTAL</b>	<b>68</b>	<b>27</b>	<b>2</b>	<b>2</b>	<b>7</b>	<b>13</b>	<b>3</b>	<b>3</b>		<b>3</b>		
HOMICIDE	-	-	-	-	-	-	-	-	-	-	-	-
ROBBERY	1	1	-	-	-	-	1	-	-	-	-	-
ASSAULT	-	-	-	-	-	-	-	-	-	-	-	-
BURGLARY	-	-	-	-	-	-	-	-	-	-	-	-
LARCENY AND THEFT	1	1	1	-	-	-	-	-	-	-	-	-
EMBEZZLEMENT	8	-	-	-	-	-	-	1	-	1	-	-
FRAUD	5	-	-	-	-	-	-	-	-	-	-	-
AUTO THEFT	-	-	-	-	-	-	-	-	-	-	-	-
FORGERY, COUNTERFEIT.	8	5	1	-	1	1	2	-	-	-	-	-
SEX OFFENSES	-	-	-	-	-	-	-	-	-	-	-	-
MARIHUANA	17	14	-	-	5	9	-	-	-	-	-	-
NARCOTICS	7	5	-	2	1	2	-	-	-	-	-	-
WEAPONS AND FIREARMS	3	1	-	-	-	1	-	-	-	-	-	-
ESCAPE	2	-	-	-	-	-	-	-	-	-	-	-
OTHER GENERAL OFFENSES	1	-	-	-	-	-	-	-	-	-	-	-
IMMIGRATION LAWS	1	-	-	-	-	-	-	-	-	-	-	-
LIQUOR, INTERNAL REV.	-	-	-	-	-	-	-	-	-	-	-	-
SELECTIVE SERVICE ACT	-	-	-	-	-	-	-	-	-	-	-	-
OTHER SPECIAL OFFENSES (FEDERAL STATUTES)	15	-	-	-	-	-	-	2	-	2	-	-
<b>MASSACHUSETTS TOTAL</b>	<b>435</b>	<b>140</b>	<b>29</b>	<b>40</b>	<b>26</b>	<b>29</b>	<b>16</b>	<b>64</b>	<b>2</b>	<b>46</b>	<b>16</b>	
HOMICIDE	-	-	-	-	-	-	-	-	-	-	-	-
ROBBERY	10	9	-	-	-	4	5	-	-	-	-	-
ASSAULT	6	1	-	-	1	-	-	1	-	1	-	-
BURGLARY	1	-	-	-	-	-	-	-	-	-	-	-
LARCENY AND THEFT	48	12	3	5	1	2	1	3	3	-	-	-
EMBEZZLEMENT	40	3	3	-	-	-	-	7	1	3	3	-
FRAUD	91	21	5	8	3	5	-	14	1	9	4	-
AUTO THEFT	3	1	-	1	-	-	-	-	-	-	-	-
FORGERY, COUNTERFEIT.	43	10	2	5	2	-	1	10	-	8	2	-
SEX OFFENSES	1	-	-	-	-	-	-	-	-	-	-	-
MARIHUANA	13	3	-	1	1	1	-	-	-	-	-	-
NARCOTICS	76	52	7	9	14	15	7	11	-	6	5	-
WEAPONS AND FIREARMS	21	6	2	3	-	1	-	4	-	3	1	-
ESCAPE	5	2	2	-	-	-	-	1	-	-	-	-
OTHER GENERAL OFFENSES	31	15	4	6	4	1	-	8	-	8	1	-
IMMIGRATION LAWS	3	-	-	-	-	-	-	1	-	1	-	-
LIQUOR, INTERNAL REV.	-	-	-	-	-	-	-	-	-	-	-	-
SELECTIVE SERVICE ACT	-	-	-	-	-	-	-	-	-	-	-	-
OTHER SPECIAL OFFENSES (FEDERAL STATUTES)	43	5	1	2	-	-	2	4	-	4	-	-

**TABLE 2  
UNITED STATES DISTRICT COURTS  
TYPE AND LENGTH OF SENTENCES FOR CONVICTED DEFENDANTS BY OFFENSE  
TWELVE MONTH PERIOD ENDED JUNE 30, 1982**

DISTRICT AND OFFENSE	TOTAL	TERMS OF PROBATION				PROBATION W/O SUPERVISION SUSPENDED SENTENCE	FINE ONLY			DISTRICT AND OFFENSE
		12 MOS. AND UNDER	13-24 MOS.	25-48 MOS.	49 MOS. AND OVER		TOTAL	LESS THAN \$1,000	\$1,000-9,999	
<b>DISTRICT OF COLUMBIA TOTAL</b>	<b>250</b>	<b>55</b>	<b>73</b>	<b>98</b>	<b>24</b>	<b>1</b>	<b>3</b>	<b>1</b>	<b>-</b>	<b>2</b>
HOMICIDE	-	-	-	-	-	-	-	-	-	-
ROBBERY	1	-	1	-	-	-	-	-	-	-
ASSAULT	-	-	-	-	-	-	-	-	-	-
BURGLARY	35	11	6	13	5	-	-	-	-	-
LARCENY AND THEFT	31	8	9	11	3	-	-	-	-	-
EMBEZZLEMENT	67	11	18	33	5	1	2	1	-	1
FRAUD	-	-	-	-	-	-	-	-	-	-
AUTO THEFT	17	-	7	8	2	-	-	-	-	-
FORGERY, COUNTERFEIT.	7	2	1	4	-	-	-	-	-	-
SEX OFFENSES	5	2	-	2	1	-	-	-	-	-
MARIHUANA	61	15	21	20	5	-	-	-	-	-
NARCOTICS	10	1	5	2	2	-	-	-	-	-
WEAPONS AND FIREARMS	4	1	2	1	-	-	-	-	-	-
ESCAPE	5	1	1	2	1	-	-	-	-	-
OTHER GENERAL OFFENSES	-	-	-	-	-	-	-	-	-	-
IMMIGRATION LAWS	-	-	-	-	-	-	-	-	-	-
LIQUOR, INTERNAL REV.	-	-	-	-	-	-	-	-	-	-
SELECTIVE SERVICE ACT	-	-	-	-	-	-	-	-	-	-
OTHER SPECIAL OFFENSES (FEDERAL STATUTES)	7	3	2	2	-	-	1	-	-	1
<b>MAINE TOTAL</b>	<b>23</b>	<b>2</b>	<b>13</b>	<b>6</b>	<b>2</b>	<b>-</b>	<b>15</b>	<b>15</b>	<b>-</b>	<b>-</b>
HOMICIDE	-	-	-	-	-	-	-	-	-	-
ROBBERY	-	-	-	-	-	-	-	-	-	-
ASSAULT	-	-	-	-	-	-	-	-	-	-
BURGLARY	-	-	-	-	-	-	-	-	-	-
LARCENY AND THEFT	7	-	7	-	-	-	-	-	-	-
EMBEZZLEMENT	5	-	3	2	-	-	-	-	-	-
FRAUD	-	-	-	-	-	-	-	-	-	-
AUTO THEFT	3	-	2	1	-	-	-	-	-	-
FORGERY, COUNTERFEIT.	-	-	-	-	-	-	-	-	-	-
SEX OFFENSES	3	-	-	2	1	-	-	-	-	-
MARIHUANA	-	-	-	-	2	1	-	-	-	-
NARCOTICS	2	-	1	1	-	-	2	2	-	-
WEAPONS AND FIREARMS	-	-	-	-	-	-	-	-	-	-
ESCAPE	-	-	-	-	-	-	-	-	-	-
OTHER GENERAL OFFENSES	-	-	-	-	-	-	2	2	-	-
IMMIGRATION LAWS	1	-	-	-	-	-	1	1	-	-
LIQUOR, INTERNAL REV.	-	-	-	-	-	-	-	-	-	-
SELECTIVE SERVICE ACT	-	-	-	-	-	-	-	-	-	-
OTHER SPECIAL OFFENSES (FEDERAL STATUTES)	3	2	-	-	1	-	10	10	-	-
<b>MASSACHUSETTS TOTAL</b>	<b>214</b>	<b>36</b>	<b>109</b>	<b>61</b>	<b>8</b>	<b>5</b>	<b>12</b>	<b>11</b>	<b>1</b>	<b>-</b>
HOMICIDE	1	-	-	-	-	-	-	-	-	-
ROBBERY	4	1	1	1	1	-	-	-	-	-
ASSAULT	1	-	-	-	-	-	-	-	-	-
BURGLARY	33	2	17	12	2	-	-	-	-	-
LARCENY AND THEFT	28	2	14	10	2	2	-	-	-	-
EMBEZZLEMENT	48	10	23	13	2	1	7	7	-	-
FRAUD	2	-	1	1	-	-	-	-	-	-
AUTO THEFT	23	-	14	9	-	-	-	-	-	-
FORGERY, COUNTERFEIT.	1	-	1	1	-	-	-	-	-	-
SEX OFFENSES	10	9	1	1	-	-	-	-	-	-
MARIHUANA	13	-	8	5	-	-	-	-	-	-
NARCOTICS	11	-	9	2	-	-	-	-	-	-
WEAPONS AND FIREARMS	2	1	1	-	-	-	-	-	-	-
ESCAPE	6	-	4	2	-	2	-	-	-	-
OTHER GENERAL OFFENSES	2	-	1	1	-	-	-	-	-	-
IMMIGRATION LAWS	-	-	-	-	-	-	-	-	-	-
LIQUOR, INTERNAL REV.	-	-	-	-	-	-	-	-	-	-
SELECTIVE SERVICE ACT	-	-	-	-	-	-	-	-	-	-
OTHER SPECIAL OFFENSES (FEDERAL STATUTES)	29	11	15	3	-	-	5	4	1	-

**TABLE 2  
UNITED STATES DISTRICT COURTS  
TYPE AND LENGTH OF SENTENCES FOR CONVICTED DEFENDANTS BY OFFENSE  
TWELVE MONTH PERIOD ENDED JUNE 30, 1982**

DISTRICT AND OFFENSE	TOTAL	TERMS OF IMPRISONMENT						PROBATION TERMS OF SPLIT SENTENCES				
		TOTAL	12 MOS. AND UNDER	13-24 MOS.	25-36 MOS.	37-60 MOS.	61 MOS. AND OVER	TOTAL	12 MOS. AND UNDER	13-24 MOS.	25-48 MOS.	49 MOS. AND OVER
<b>NEW HAMPSHIRE TOTAL</b>	<b>58</b>	<b>18</b>	<b>6</b>	<b>3</b>	<b>3</b>	<b>3</b>	<b>3</b>	<b>8</b>	<b>-</b>	<b>2</b>	<b>1</b>	<b>5</b>
HOMICIDE	-	-	-	-	-	-	-	-	-	-	-	-
ROBBERY	2	1	-	-	-	-	-	-	-	-	-	-
ASSAULT	-	-	-	-	-	-	-	-	-	-	-	-
BURGLARY	1	1	-	-	-	-	-	-	-	-	-	-
LARCENY AND THEFT	2	-	1	-	-	-	-	-	-	-	-	-
EMBEZZLEMENT	2	-	-	-	-	-	-	1	-	-	-	-
FRAUD	11	1	-	-	-	-	-	-	-	-	-	-
AUTO THEFT	1	-	-	-	-	1	-	5	-	-	-	-
FORGERY, COUNTERFEIT.	1	-	-	-	-	-	-	-	-	-	1	4
SEX OFFENSES	12	4	3	-	1	-	-	-	-	-	-	-
MARIHUANA	-	-	-	-	-	-	-	-	-	-	-	-
NARCOTICS	-	-	-	-	-	-	-	-	-	-	-	-
WEAPONS AND FIREARMS	6	5	-	-	1	2	2	1	-	-	-	1
ESCAPE	2	2	1	1	-	-	-	-	-	-	-	-
OTHER GENERAL OFFENSES	1	1	-	-	1	-	-	-	-	-	-	-
IMMIGRATION LAWS	4	2	1	1	-	-	-	-	-	-	-	-
LIQUOR, INTERNAL REV.	3	-	-	-	-	-	-	-	-	-	-	-
SELECTIVE SERVICE ACT	-	-	-	-	-	-	-	-	-	-	-	-
OTHER SPECIAL OFFENSES (FEDERAL STATUTES)	11	1	1	-	-	-	-	1	-	1	-	-
<b>RHODE ISLAND TOTAL</b>	<b>139</b>	<b>51</b>	<b>16</b>	<b>22</b>	<b>8</b>	<b>2</b>	<b>3</b>	<b>16</b>	<b>12</b>	<b>3</b>	<b>-</b>	<b>1</b>
HOMICIDE	-	-	-	-	-	-	-	-	-	-	-	-
ROBBERY	-	-	-	-	-	-	-	-	-	-	-	-
ASSAULT	-	-	-	-	-	-	-	-	-	-	-	-
BURGLARY	-	-	-	-	-	-	-	-	-	-	-	-
LARCENY AND THEFT	14	2	-	-	-	-	-	3	2	1	-	-
EMBEZZLEMENT	7	1	1	2	-	-	-	2	1	1	-	-
FRAUD	47	19	7	9	3	-	-	5	4	1	-	-
AUTO THEFT	11	5	1	1	1	2	-	1	-	-	-	-
FORGERY, COUNTERFEIT.	18	5	3	1	1	-	1	2	-	-	-	1
SEX OFFENSES	2	2	-	-	-	-	-	2	2	-	-	-
MARIHUANA	-	-	-	-	-	-	2	-	-	-	-	-
NARCOTICS	5	4	1	3	-	-	-	-	-	-	-	-
WEAPONS AND FIREARMS	8	3	1	2	-	-	-	-	-	-	-	-
ESCAPE	1	1	-	1	-	-	-	-	-	-	-	-
OTHER GENERAL OFFENSES	14	8	2	5	1	-	-	-	-	-	-	-
IMMIGRATION LAWS	1	-	-	-	-	-	-	1	1	-	-	-
LIQUOR, INTERNAL REV.	-	-	-	-	-	-	-	-	-	-	-	-
SELECTIVE SERVICE ACT	-	-	-	-	-	-	-	-	-	-	-	-
OTHER SPECIAL OFFENSES (FEDERAL STATUTES)	13	-	-	-	-	-	-	2	2	-	-	-
<b>PUERTO RICO TOTAL</b>	<b>227</b>	<b>103</b>	<b>33</b>	<b>11</b>	<b>13</b>	<b>34</b>	<b>12</b>	<b>13</b>	<b>-</b>	<b>-</b>	<b>6</b>	<b>7</b>
HOMICIDE	-	-	-	-	-	-	-	-	-	-	-	-
ROBBERY	1	1	-	-	-	-	-	-	-	-	-	-
ASSAULT	3	1	-	-	-	-	1	-	-	-	-	-
BURGLARY	1	1	-	-	-	-	-	-	-	-	-	-
LARCENY AND THEFT	10	4	-	1	2	1	-	-	-	-	-	-
EMBEZZLEMENT	10	2	1	-	-	-	1	2	-	-	-	-
FRAUD	24	9	3	3	1	2	-	5	-	2	-	-
AUTO THEFT	-	-	-	-	-	-	-	-	-	1	-	4
FORGERY, COUNTERFEIT.	18	9	1	1	1	5	-	1	-	-	-	-
SEX OFFENSES	-	-	-	-	-	-	-	-	-	1	-	-
MARIHUANA	12	10	-	-	-	10	-	-	-	-	-	-
NARCOTICS	25	23	-	-	3	10	10	1	-	-	-	-
WEAPONS AND FIREARMS	1	1	-	-	-	-	-	-	-	-	-	1
ESCAPE	1	1	-	-	-	1	-	-	-	-	-	-
OTHER GENERAL OFFENSES	4	4	1	-	2	1	-	-	-	-	-	-
IMMIGRATION LAWS	72	35	26	6	2	1	-	4	-	-	-	-
LIQUOR, INTERNAL REV.	-	-	-	-	-	-	-	-	-	2	-	2
SELECTIVE SERVICE ACT	-	-	-	-	-	-	-	-	-	-	-	-
OTHER SPECIAL OFFENSES (FEDERAL STATUTES)	45	3	1	-	2	-	-	-	-	-	-	-

**TABLE 2  
UNITED STATES DISTRICT COURTS  
TYPE AND LENGTH OF SENTENCES FOR CONVICTED DEFENDANTS BY OFFENSE  
TWELVE MONTH PERIOD ENDED JUNE 30, 1982**

DISTRICT AND OFFENSE	TOTAL	TERMS OF PROBATION					PROBATION W/O SUPERVISION SUSPENDED SENTENCE	FINE ONLY		
		12 MOS. AND UNDER	13-24 MOS.	25-48 MOS.	49 MOS. AND OVER	TOTAL		LESS THAN \$1,000	\$1,000-9,999	\$10,000 AND OVER
<b>NEW HAMPSHIRE TOTAL</b>	<b>28</b>	<b>3</b>	<b>8</b>	<b>9</b>	<b>8</b>	<b>-</b>	<b>4</b>	<b>3</b>	<b>1</b>	<b>-</b>
HOMICIDE	-	-	-	-	-	-	-	-	-	-
ROBBERY	1	-	-	-	1	-	-	-	-	-
ASSAULT	-	-	-	-	-	-	-	-	-	-
BURGLARY	1	-	-	-	-	-	-	-	-	-
LARCENY AND THEFT	2	1	-	1	-	-	-	-	-	-
EMBEZZLEMENT	5	-	1	1	3	-	-	-	-	-
FRAUD	1	-	1	-	-	-	-	-	-	-
AUTO THEFT	8	1	1	4	2	-	-	-	-	-
FORGERY, COUNTERFEIT.	-	-	-	-	-	-	-	-	-	-
SEX OFFENSES	-	-	-	-	-	-	-	-	-	-
MARIHUANA	-	-	-	-	-	-	-	-	-	-
NARCOTICS	-	-	-	-	-	-	-	-	-	-
WEAPONS AND FIREARMS	2	-	-	1	1	-	-	-	-	-
ESCAPE	3	1	2	-	-	-	-	-	-	-
OTHER GENERAL OFFENSES	-	-	-	-	-	-	-	-	-	-
IMMIGRATION LAWS	-	-	-	-	-	-	-	-	-	-
LIQUOR, INTERNAL REV.	-	-	-	-	-	-	-	-	-	-
SELECTIVE SERVICE ACT	-	-	-	-	-	-	-	-	-	-
OTHER SPECIAL OFFENSES (FEDERAL STATUTES)	5	-	3	1	1	-	4	3	1	-
<b>RHODE ISLAND TOTAL</b>	<b>68</b>	<b>18</b>	<b>46</b>	<b>1</b>	<b>3</b>	<b>-</b>	<b>4</b>	<b>2</b>	<b>2</b>	<b>-</b>
HOMICIDE	-	-	-	-	-	-	-	-	-	-
ROBBERY	-	-	-	-	-	-	-	-	-	-
ASSAULT	-	-	-	-	-	-	-	-	-	-
BURGLARY	9	5	3	1	-	-	-	-	-	-
LARCENY AND THEFT	4	-	4	-	-	-	-	-	-	-
EMBEZZLEMENT	23	6	17	-	-	-	-	-	-	-
FRAUD	5	-	3	-	2	-	-	-	-	-
AUTO THEFT	10	-	10	-	-	-	-	-	-	-
FORGERY, COUNTERFEIT.	-	-	-	-	-	-	-	-	-	-
SEX OFFENSES	-	-	-	-	-	-	-	-	-	-
MARIHUANA	1	-	1	-	-	-	-	-	-	-
NARCOTICS	5	1	3	-	1	-	-	-	-	-
WEAPONS AND FIREARMS	2	1	1	-	-	-	-	-	-	-
ESCAPE	1	-	1	-	-	-	3	1	2	-
OTHER GENERAL OFFENSES	-	-	-	-	-	-	-	-	-	-
IMMIGRATION LAWS	-	-	-	-	-	-	-	-	-	-
LIQUOR, INTERNAL REV.	-	-	-	-	-	-	-	-	-	-
SELECTIVE SERVICE ACT	-	-	-	-	-	-	-	-	-	-
OTHER SPECIAL OFFENSES (FEDERAL STATUTES)	8	5	3	-	-	-	1	1	-	-
<b>PUERTO RICO TOTAL</b>	<b>78</b>	<b>4</b>	<b>9</b>	<b>60</b>	<b>5</b>	<b>3</b>	<b>30</b>	<b>29</b>	<b>1</b>	<b>-</b>
HOMICIDE	-	-	-	-	-	-	-	-	-	-
ROBBERY	2	1	1	-	-	-	-	1	-	-
ASSAULT	-	-	-	-	-	-	-	-	-	-
BURGLARY	6	-	-	6	-	-	-	-	-	-
LARCENY AND THEFT	5	-	1	2	2	-	1	-	1	-
EMBEZZLEMENT	9	1	-	7	1	-	-	-	-	-
FRAUD	7	-	-	6	1	-	1	1	-	-
AUTO THEFT	-	-	-	-	-	-	-	-	-	-
FORGERY, COUNTERFEIT.	2	-	-	2	-	-	-	-	-	-
SEX OFFENSES	1	-	-	-	1	-	-	-	-	-
MARIHUANA	-	-	-	-	-	-	-	-	-	-
NARCOTICS	-	-	-	-	-	-	-	-	-	-
WEAPONS AND FIREARMS	-	-	-	-	-	-	-	-	-	-
ESCAPE	-	-	-	-	-	-	-	-	-	-
OTHER GENERAL OFFENSES	27	1	2	24	-	3	3	3	-	-
IMMIGRATION LAWS	-	-	-	-	-	-	-	-	-	-
LIQUOR, INTERNAL REV.	-	-	-	-	-	-	-	-	-	-
SELECTIVE SERVICE ACT	-	-	-	-	-	-	-	-	-	-
OTHER SPECIAL OFFENSES (FEDERAL STATUTES)	19	1	5	13	-	-	23	23	-	-

**TABLE 2  
UNITED STATES DISTRICT COURTS  
TYPE AND LENGTH OF SENTENCES FOR CONVICTED DEFENDANTS BY OFFENSE  
TWELVE MONTH PERIOD ENDED JUNE 30, 1982**

DISTRICT AND OFFENSE	TOTAL	TERMS OF IMPRISONMENT						PROBATION TERMS OF SPLIT SENTENCES				
		TOTAL	12 MOS. AND UNDER	13-24 MOS.	25-36 MOS.	37-60 MOS.	61 MOS. AND OVER	TOTAL	12 MOS. AND UNDER	13-24 MOS.	25-48 MOS.	49 MOS. AND OVER
<b>CONNECTICUT TOTAL</b>	<b>221</b>	<b>98</b>	<b>20</b>	<b>25</b>	<b>11</b>	<b>26</b>	<b>16</b>	<b>26</b>	<b>-</b>	<b>11</b>	<b>5</b>	<b>10</b>
HOMICIDE	-	-	-	-	-	-	-	-	-	-	-	-
ROBBERY	7	7	-	-	-	-	1	6	-	-	-	-
ASSAULT	2	-	-	-	-	-	-	1	-	1	-	-
BURGLARY	-	-	-	-	-	-	-	-	-	-	-	-
LARCENY AND THEFT	10	8	3	2	1	1	1	1	-	-	1	-
EMBEZZLEMENT	22	2	-	-	-	-	2	5	-	3	-	2
FRAUD	56	14	8	4	1	2	-	3	-	1	1	1
AUTO THEFT	8	6	-	3	1	2	-	1	-	-	-	1
FORGERY, COUNTERFEIT.	12	6	1	1	-	3	1	-	-	-	-	-
SEX OFFENSES	-	-	-	-	-	-	-	-	-	1	-	3
MARIHUANA	6	1	-	-	-	1	-	4	-	-	-	-
NARCOTICS	48	30	4	4	8	10	4	5	-	2	2	1
WEAPONS AND FIREARMS	17	10	1	5	-	3	1	2	-	1	-	1
ESCAPE	5	3	-	3	-	-	-	1	-	-	1	-
OTHER GENERAL OFFENSES	11	9	1	-	-	2	3	1	-	1	-	-
IMMIGRATION LAWS	2	-	-	-	-	-	-	1	-	1	-	-
LIQUOR, INTERNAL REV.	-	-	-	-	-	-	-	-	-	-	-	-
SELECTIVE SERVICE ACT	-	-	-	-	-	-	-	-	-	-	-	-
OTHER SPECIAL OFFENSES (FEDERAL STATUTES)	15	2	2	-	-	-	-	1	-	-	-	1
<b>NEW YORK NORTHERN TOTAL</b>	<b>120</b>	<b>48</b>	<b>13</b>	<b>9</b>	<b>14</b>	<b>6</b>	<b>6</b>	<b>13</b>	<b>1</b>	<b>7</b>	<b>5</b>	<b>-</b>
HOMICIDE	-	-	-	-	-	-	-	-	-	-	-	-
ROBBERY	2	1	-	-	-	1	-	-	-	-	-	-
ASSAULT	1	1	-	-	-	-	1	-	-	-	-	-
BURGLARY	5	3	2	-	1	-	-	1	-	-	-	-
LARCENY AND THEFT	15	10	4	1	3	-	-	1	-	-	1	-
EMBEZZLEMENT	31	10	4	1	3	-	2	4	-	3	1	-
FRAUD	1	1	-	-	-	-	-	-	-	-	-	-
AUTO THEFT	7	5	-	5	-	-	-	-	-	-	-	-
FORGERY, COUNTERFEIT.	-	-	-	-	-	-	-	-	-	-	-	-
SEX OFFENSES	5	3	1	-	1	-	-	-	-	-	-	-
MARIHUANA	26	14	2	2	4	3	3	4	-	2	2	-
NARCOTICS	1	-	-	-	-	-	-	1	-	1	-	-
WEAPONS AND FIREARMS	1	1	1	-	-	-	-	-	-	-	-	-
ESCAPE	6	5	1	-	3	1	-	1	-	-	1	-
OTHER GENERAL OFFENSES	10	3	1	-	2	-	-	1	1	-	-	-
IMMIGRATION LAWS	-	-	-	-	-	-	-	-	-	-	-	-
LIQUOR, INTERNAL REV.	-	-	-	-	-	-	-	-	-	-	-	-
SELECTIVE SERVICE ACT	-	-	-	-	-	-	-	-	-	-	-	-
OTHER SPECIAL OFFENSES (FEDERAL STATUTES)	9	1	1	-	-	-	-	1	-	1	-	-
<b>NEW YORK EASTERN TOTAL</b>	<b>903</b>	<b>409</b>	<b>76</b>	<b>46</b>	<b>63</b>	<b>103</b>	<b>121</b>	<b>85</b>	<b>-</b>	<b>15</b>	<b>31</b>	<b>39</b>
HOMICIDE	-	-	-	-	-	-	-	-	-	-	-	-
ROBBERY	49	40	2	1	2	4	31	-	-	-	-	-
ASSAULT	2	2	-	1	1	-	-	-	-	-	-	-
BURGLARY	2	2	-	-	-	1	1	-	-	-	-	-
LARCENY AND THEFT	82	31	9	3	6	7	6	7	-	2	2	3
EMBEZZLEMENT	105	25	17	2	4	1	1	9	-	2	3	4
FRAUD	152	25	6	9	6	3	1	25	-	9	11	5
AUTO THEFT	1	1	1	-	-	-	-	-	-	-	-	-
FORGERY, COUNTERFEIT.	49	12	1	2	5	3	1	9	-	-	3	6
SEX OFFENSES	1	-	-	-	-	-	-	1	-	-	-	1
MARIHUANA	34	26	11	1	1	9	4	2	-	-	-	2
NARCOTICS	234	166	17	19	22	51	57	17	-	-	6	11
WEAPONS AND FIREARMS	36	17	2	1	3	8	3	2	-	-	1	1
ESCAPE	2	1	-	-	-	1	-	-	-	-	-	-
OTHER GENERAL OFFENSES	51	35	2	4	8	7	14	7	-	1	3	3
IMMIGRATION LAWS	7	3	2	1	-	-	-	3	-	-	-	3
LIQUOR, INTERNAL REV.	-	-	-	-	-	-	-	-	-	-	-	-
SELECTIVE SERVICE ACT	-	-	-	-	-	-	-	-	-	-	-	-
OTHER SPECIAL OFFENSES (FEDERAL STATUTES)	96	23	6	2	5	8	2	3	-	1	2	-

**TABLE 2  
UNITED STATES DISTRICT COURTS  
TYPE AND LENGTH OF SENTENCES FOR CONVICTED DEFENDANTS BY OFFENSE  
TWELVE MONTH PERIOD ENDED JUNE 30, 1982**

DISTRICT AND OFFENSE	TERMS OF PROBATION					PROBATION W/O SUPERVISION SUSPENDED SENTENCE	FINE ONLY			DISTRICT AND OFFENSE
	TOTAL	12 MOS. AND UNDER	13-24 MOS.	25-48 MOS.	49 MOS. AND OVER		TOTAL	LESS THAN \$1,000	\$1,000-9,999	
<b>CONNECTICUT TOTAL</b>	<b>92</b>	<b>27</b>	<b>27</b>	<b>32</b>	<b>6</b>	<b>1</b>	<b>4</b>	<b>3</b>	<b>1</b>	<b>-</b>
HOMICIDE	-	-	-	-	-	-	-	-	-	-
ROBBERY	1	1	-	-	-	-	-	-	-	-
ASSAULT	-	-	-	-	-	-	-	-	-	-
BURGLARY	1	-	-	-	-	-	-	-	-	-
LARCENY AND THEFT	15	3	1	6	2	-	-	-	-	-
EMBEZZLEMENT	37	15	15	7	-	-	2	2	-	-
FRAUD	1	-	-	-	-	-	-	-	-	-
AUTO THEFT	6	1	-	5	-	-	-	-	-	-
FORGERY, COUNTERFEIT.	-	-	-	-	-	-	-	-	-	-
SEX OFFENSES	-	-	-	-	-	-	-	-	-	-
MARIHUANA	13	1	3	6	3	1	-	-	-	-
NARCOTICS	5	-	2	3	-	-	-	-	-	-
WEAPONS AND FIREARMS	1	-	-	1	-	-	-	-	-	-
ESCAPE	1	-	-	-	-	-	-	-	-	-
OTHER GENERAL OFFENSES	1	-	1	-	-	-	-	-	-	-
IMMIGRATION LAWS	1	-	-	-	-	-	-	-	-	-
LIQUOR, INTERNAL REV.	-	-	-	-	-	-	-	-	-	-
SELECTIVE SERVICE ACT	-	-	-	-	-	-	-	-	-	-
OTHER SPECIAL OFFENSES (FEDERAL STATUTES)	10	5	2	3	-	-	2	1	1	-
<b>NEW YORK NORTHERN TOTAL</b>	<b>52</b>	<b>14</b>	<b>20</b>	<b>16</b>	<b>2</b>	<b>1</b>	<b>6</b>	<b>3</b>	<b>3</b>	<b>-</b>
HOMICIDE	-	-	-	-	-	-	-	-	-	-
ROBBERY	1	-	-	-	1	-	-	-	-	-
ASSAULT	-	-	-	-	-	-	-	-	-	-
BURGLARY	2	1	-	1	-	-	-	-	-	-
LARCENY AND THEFT	14	1	8	5	-	-	-	-	-	-
EMBEZZLEMENT	16	6	4	5	1	-	1	-	1	-
FRAUD	2	-	1	1	-	-	-	-	-	-
AUTO THEFT	2	2	-	-	-	-	-	-	-	-
FORGERY, COUNTERFEIT.	7	1	2	4	-	-	1	1	-	-
SEX OFFENSES	-	-	-	-	-	-	-	-	-	-
MARIHUANA	4	1	3	-	-	1	1	1	-	-
NARCOTICS	-	-	-	-	-	-	-	-	-	-
WEAPONS AND FIREARMS	-	-	-	-	-	-	-	-	-	-
ESCAPE	-	-	-	-	-	-	-	-	-	-
OTHER GENERAL OFFENSES	4	1	3	-	-	1	1	1	-	-
IMMIGRATION LAWS	-	-	-	-	-	-	-	-	-	-
LIQUOR, INTERNAL REV.	-	-	-	-	-	-	-	-	-	-
SELECTIVE SERVICE ACT	-	-	-	-	-	-	-	-	-	-
OTHER SPECIAL OFFENSES (FEDERAL STATUTES)	4	2	2	-	-	-	3	1	2	-
<b>NEW YORK EASTERN TOTAL</b>	<b>376</b>	<b>68</b>	<b>94</b>	<b>98</b>	<b>115</b>	<b>3</b>	<b>30</b>	<b>14</b>	<b>8</b>	<b>8</b>
HOMICIDE	-	-	-	-	-	-	-	-	-	-
ROBBERY	9	-	-	2	7	-	-	-	-	-
ASSAULT	-	-	-	-	-	-	-	-	-	-
BURGLARY	44	7	12	14	11	-	-	-	-	-
LARCENY AND THEFT	70	10	25	23	12	1	-	-	-	-
EMBEZZLEMENT	89	25	29	21	14	-	13	9	4	-
FRAUD	-	-	-	-	-	-	-	-	-	-
AUTO THEFT	28	1	2	14	11	-	-	-	-	-
FORGERY, COUNTERFEIT.	50	2	1	1	4	1	-	-	-	-
SEX OFFENSES	16	1	2	6	7	-	1	1	-	-
MARIHUANA	9	2	5	2	-	-	-	-	-	-
NARCOTICS	1	-	-	1	-	-	-	-	-	-
WEAPONS AND FIREARMS	-	-	-	-	-	-	-	-	-	-
ESCAPE	-	-	-	-	-	-	-	-	-	-
OTHER GENERAL OFFENSES	-	-	-	-	-	-	-	-	-	-
IMMIGRATION LAWS	-	-	-	-	-	-	-	-	-	-
LIQUOR, INTERNAL REV.	-	-	-	-	-	-	-	-	-	-
SELECTIVE SERVICE ACT	-	-	-	-	-	-	-	-	-	-
OTHER SPECIAL OFFENSES (FEDERAL STATUTES)	54	20	16	9	9	-	16	4	4	8

**TABLE 2**  
**UNITED STATES DISTRICT COURTS**  
**TYPE AND LENGTH OF SENTENCES FOR CONVICTED DEFENDANTS BY OFFENSE**  
**TWELVE MONTH PERIOD ENDED JUNE 30, 1982**

DISTRICT AND OFFENSE	TOTAL	TERMS OF IMPRISONMENT						PROBATION TERMS OF SPLIT SENTENCES				
		TOTAL	12 MOS. AND UNDER	13-24 MOS.	25-36 MOS.	37-60 MOS.	61 MOS. AND OVER	TOTAL	12 MOS. AND UNDER	13-24 MOS.	25-48 MOS.	49 MOS. AND OVER
<b>NEW YORK SOUTHERN TOTAL</b>	<b>1,063</b>	<b>369</b>	<b>68</b>	<b>59</b>	<b>51</b>	<b>73</b>	<b>118</b>	<b>133</b>	<b>11</b>	<b>37</b>	<b>54</b>	<b>31</b>
HOMICIDE	-	-	-	-	-	-	-	-	-	-	-	-
ROBBERY	98	76	1	1	3	19	52	6	1	-	3	2
ASSAULT	7	3	1	-	-	1	1	1	-	-	1	-
BURGLARY	1	1	-	-	-	-	1	-	-	-	-	-
LARCENY AND THEFT	101	28	7	11	5	5	9	-	3	5	1	-
EMBEZZLEMENT	137	12	6	2	3	-	1	23	2	8	7	6
FRAUD	209	58	13	12	12	10	11	38	3	10	16	9
AUTO THEFT	7	5	1	-	1	-	3	1	-	-	1	-
FORGERY, COUNTERFEIT.	66	19	7	6	4	1	1	10	1	6	3	-
SEX OFFENSES	1	1	-	-	-	-	-	-	-	-	-	-
MARIJUANA	18	5	-	-	2	2	1	2	-	-	2	-
NARCOTICS	188	114	20	10	16	29	39	19	1	4	10	4
WEAPONS AND FIREARMS	25	12	-	7	1	1	3	6	-	1	2	3
ESCAPE	14	8	5	2	1	-	-	3	2	-	1	-
OTHER GENERAL OFFENSES	50	14	2	4	2	4	2	8	-	-	1	-
IMMIGRATION LAWS	23	10	4	4	-	-	2	4	-	2	-	2
LIQUOR, INTERNAL REV.	-	-	-	-	-	-	-	-	-	-	-	-
SELECTIVE SERVICE ACT	-	-	-	-	-	-	-	-	-	-	-	-
OTHER SPECIAL OFFENSES (FEDERAL STATUTES)	118	3	1	-	1	-	1	3	1	1	1	-
<b>NEW YORK WESTERN TOTAL</b>	<b>167</b>	<b>46</b>	<b>9</b>	<b>4</b>	<b>6</b>	<b>13</b>	<b>14</b>	<b>9</b>	<b>-</b>	<b>-</b>	<b>8</b>	<b>1</b>
HOMICIDE	-	-	-	-	-	-	-	-	-	-	-	-
ROBBERY	16	13	-	-	-	4	9	1	-	-	1	-
ASSAULT	-	-	-	-	-	-	-	-	-	-	-	-
BURGLARY	-	-	-	-	-	-	-	-	-	-	-	-
LARCENY AND THEFT	13	4	-	-	1	1	2	-	-	-	-	-
EMBEZZLEMENT	27	4	3	-	-	1	-	2	-	-	2	-
FRAUD	48	14	4	4	1	4	1	3	-	-	3	-
AUTO THEFT	3	-	-	-	-	-	-	-	-	-	-	-
FORGERY, COUNTERFEIT.	9	3	1	-	1	1	-	-	-	-	-	-
SEX OFFENSES	-	-	-	-	-	-	-	-	-	-	-	-
MARIJUANA	6	2	-	-	2	-	-	1	-	-	1	-
NARCOTICS	17	4	-	-	1	1	2	1	-	-	-	-
WEAPONS AND FIREARMS	1	-	-	-	-	-	-	-	-	-	1	-
ESCAPE	1	1	1	-	-	-	-	-	-	-	-	-
OTHER GENERAL OFFENSES	2	-	-	-	-	-	-	-	-	-	-	-
IMMIGRATION LAWS	6	-	-	-	-	-	-	-	-	-	-	-
LIQUOR, INTERNAL REV.	-	-	-	-	-	-	-	-	-	-	-	-
SELECTIVE SERVICE ACT	-	-	-	-	-	-	-	-	-	-	-	-
OTHER SPECIAL OFFENSES (FEDERAL STATUTES)	18	1	-	-	-	1	-	1	-	-	-	1
<b>VERMONT TOTAL</b>	<b>77</b>	<b>32</b>	<b>7</b>	<b>6</b>	<b>4</b>	<b>10</b>	<b>5</b>	<b>10</b>	<b>-</b>	<b>-</b>	<b>8</b>	<b>2</b>
HOMICIDE	-	-	-	-	-	-	-	-	-	-	-	-
ROBBERY	2	2	-	-	-	-	2	-	-	-	-	-
ASSAULT	-	-	-	-	-	-	-	-	-	-	-	-
BURGLARY	-	-	-	-	-	-	-	-	-	-	-	-
LARCENY AND THEFT	3	2	-	-	1	1	-	-	-	-	-	-
EMBEZZLEMENT	1	-	-	-	-	-	-	-	-	-	-	-
FRAUD	6	1	1	-	-	-	-	2	-	-	2	-
AUTO THEFT	-	-	-	-	-	-	-	-	-	-	-	-
FORGERY, COUNTERFEIT.	8	4	1	1	1	1	-	-	-	-	-	-
SEX OFFENSES	-	-	-	-	-	-	-	-	-	-	-	-
MARIJUANA	8	5	-	2	2	1	-	-	-	-	-	-
NARCOTICS	14	8	1	2	-	4	1	4	-	-	-	-
WEAPONS AND FIREARMS	5	3	1	1	-	-	1	2	-	-	-	2
ESCAPE	2	2	-	-	-	2	-	-	-	-	-	-
OTHER GENERAL OFFENSES	1	1	-	-	-	-	1	-	-	-	-	-
IMMIGRATION LAWS	23	4	3	-	-	1	-	1	-	-	1	-
LIQUOR, INTERNAL REV.	-	-	-	-	-	-	-	-	-	-	-	-
SELECTIVE SERVICE ACT	-	-	-	-	-	-	-	-	-	-	-	-
OTHER SPECIAL OFFENSES (FEDERAL STATUTES)	4	-	-	-	-	-	-	1	-	-	1	-

**TABLE 2**  
**UNITED STATES DISTRICT COURTS**  
**TYPE AND LENGTH OF SENTENCES FOR CONVICTED DEFENDANTS BY OFFENSE**  
**TWELVE MONTH PERIOD ENDED JUNE 30, 1982**

DISTRICT AND OFFENSE	TERMS OF PROBATION					PROBATION W/O SUPERVISION SUSPENDED SENTENCE	FINE ONLY			
	TOTAL	12 MOS. AND UNDER	13-24 MOS.	25-48 MOS.	49 MOS. AND OVER		TOTAL	LESS THAN \$1,000	\$1,000-9,999	\$10,000 AND OVER
<b>NEW YORK SOUTHERN TOTAL</b>	<b>515</b>	<b>161</b>	<b>106</b>	<b>167</b>	<b>81</b>	<b>21</b>	<b>25</b>	<b>14</b>	<b>9</b>	<b>2</b>
HOMICIDE	-	-	-	-	-	-	-	-	-	-
ROBBERY	16	-	-	12	4	-	-	-	-	-
ASSAULT	3	3	-	-	-	-	-	-	-	-
BURGLARY	-	-	-	-	-	-	-	-	-	-
LARCENY AND THEFT	61	19	12	21	9	2	1	-	1	-
EMBEZZLEMENT	98	31	30	25	12	3	1	1	-	-
FRAUD	101	17	24	42	18	2	10	6	2	2
AUTO THEFT	1	1	-	-	-	-	-	-	-	-
FORGERY, COUNTERFEIT.	34	7	11	11	5	2	1	1	-	-
SEX OFFENSES	-	-	-	-	-	-	-	-	-	-
MARIJUANA	11	4	1	5	1	-	-	-	-	-
NARCOTICS	54	4	4	28	18	1	-	-	-	-
WEAPONS AND FIREARMS	7	-	1	2	4	-	-	-	-	-
ESCAPE	3	-	-	1	2	-	-	-	-	-
OTHER GENERAL OFFENSES	27	11	7	5	4	-	1	-	1	-
IMMIGRATION LAWS	6	1	2	2	1	3	-	-	-	-
LIQUOR, INTERNAL REV.	-	-	-	-	-	-	-	-	-	-
SELECTIVE SERVICE ACT	-	-	-	-	-	-	-	-	-	-
OTHER SPECIAL OFFENSES (FEDERAL STATUTES)	93	63	14	13	3	8	11	6	5	-
<b>NEW YORK WESTERN TOTAL</b>	<b>107</b>	<b>39</b>	<b>15</b>	<b>47</b>	<b>6</b>	<b>3</b>	<b>2</b>	<b>1</b>	<b>1</b>	<b>-</b>
HOMICIDE	-	-	-	-	-	-	-	-	-	-
ROBBERY	2	-	-	2	-	-	-	-	-	-
ASSAULT	-	-	-	-	-	-	-	-	-	-
BURGLARY	-	-	-	-	-	-	-	-	-	-
LARCENY AND THEFT	9	4	2	3	-	-	-	-	-	-
EMBEZZLEMENT	20	11	2	5	2	1	-	-	-	-
FRAUD	30	7	7	14	2	-	1	-	1	-
AUTO THEFT	3	-	-	3	-	-	-	-	-	-
FORGERY, COUNTERFEIT.	6	1	1	4	-	-	-	-	-	-
SEX OFFENSES	-	-	-	-	-	-	-	-	-	-
MARIJUANA	3	2	1	-	-	-	-	-	-	-
NARCOTICS	12	3	-	9	-	-	-	-	-	-
WEAPONS AND FIREARMS	1	-	-	1	-	-	-	-	-	-
ESCAPE	2	-	-	1	-	-	-	-	-	-
OTHER GENERAL OFFENSES	5	-	1	1	2	1	-	-	-	-
IMMIGRATION LAWS	-	-	-	2	2	-	-	-	-	-
LIQUOR, INTERNAL REV.	-	-	-	-	-	-	-	-	-	-
SELECTIVE SERVICE ACT	-	-	-	-	-	-	-	-	-	-
OTHER SPECIAL OFFENSES (FEDERAL STATUTES)	14	11	-	3	-	1	1	1	-	-
<b>VERMONT TOTAL</b>	<b>19</b>	<b>3</b>	<b>5</b>	<b>9</b>	<b>2</b>	<b>8</b>	<b>8</b>	<b>6</b>	<b>2</b>	<b>-</b>
HOMICIDE	-	-	-	-	-	-	-	-	-	-
ROBBERY	-	-	-	-	-	-	-	-	-	-
ASSAULT	-	-	-	-	-	-	-	-	-	-
BURGLARY	-	-	-	-	-	-	-	-	-	-
LARCENY AND THEFT	1	-	-	1	-	-	-	-	-	-
EMBEZZLEMENT	1	-	-	1	-	-	-	-	-	-
FRAUD	2	-	1	-	1	-	1	-	1	-
AUTO THEFT	-	-	-	-	-	-	-	-	-	-
FORGERY, COUNTERFEIT.	4	-	-	4	-	-	-	-	-	-
SEX OFFENSES	-	-	-	-	-	-	-	-	-	-
MARIJUANA	3	2	-	1	-	-	-	-	-	-
NARCOTICS	2	-	-	1	1	-	-	-	-	-
WEAPONS AND FIREARMS	-	-	-	-	-	-	-	-	-	-
ESCAPE	-	-	-	-	-	-	-	-	-	-
OTHER GENERAL OFFENSES	4	-	4	-	-	8	6	6	-	-
IMMIGRATION LAWS	-	-	-	-	-	-	-	-	-	-
LIQUOR, INTERNAL REV.	-	-	-	-	-	-	-	-	-	-
SELECTIVE SERVICE ACT	-	-	-	-	-	-	-	-	-	-
OTHER SPECIAL OFFENSES (FEDERAL STATUTES)	2	1	-	1	-	-	1	-	1	-



**TABLE 2  
UNITED STATES DISTRICT COURTS  
TYPE AND LENGTH OF SENTENCES FOR CONVICTED DEFENDANTS BY OFFENSE  
TWELVE MONTH PERIOD ENDED JUNE 30, 1982**

DISTRICT AND OFFENSE	TOTAL	TERMS OF IMPRISONMENT						PROBATION TERMS OF SPLIT SENTENCES				
		TOTAL	12 MOS. AND UNDER	13-24 MOS.	25-36 MOS.	37-60 MOS.	61 MOS. AND OVER	TOTAL	12 MOS. AND UNDER	13-24 MOS.	25-48 MOS.	49 MOS. AND OVER
<b>DELAHARE TOTAL</b>	<b>41</b>	<b>19</b>	<b>2</b>	<b>1</b>	<b>3</b>	<b>6</b>	<b>7</b>	<b>9</b>	<b>1</b>	<b>-</b>	<b>7</b>	<b>1</b>
HOMICIDE	-	-	-	-	-	-	-	-	-	-	-	-
ROBBERY	2	2	-	-	-	-	2	-	-	-	-	-
ASSAULT	-	-	-	-	-	-	-	-	-	-	-	-
BURGLARY	-	-	-	-	-	-	-	-	-	-	-	-
LARCENY AND THEFT	1	-	-	-	-	-	-	-	-	-	-	-
EMBEZZLEMENT	2	-	-	-	-	-	-	1	1	-	-	-
FRAUD	12	5	-	-	1	1	3	4	-	-	4	-
AUTO THEFT	2	2	-	1	-	1	-	-	-	-	-	-
FORGERY, COUNTERFEIT.	2	1	-	-	-	1	-	1	-	-	1	-
SEX OFFENSES	-	-	-	-	-	-	-	-	-	-	-	-
MARIHUANA	-	-	-	-	-	-	-	-	-	-	-	-
NARCOTICS	4	2	-	-	-	2	-	1	-	-	1	-
WEAPONS AND FIREARMS	5	2	-	-	1	1	-	1	-	-	1	-
ESCAPE	-	-	-	-	-	-	-	-	-	-	1	-
OTHER GENERAL OFFENSES	5	4	1	-	1	-	2	-	-	-	-	-
IMMIGRATION LAWS	-	-	-	-	-	-	-	-	-	-	-	-
LIQUOR, INTERNAL REV.	-	-	-	-	-	-	-	-	-	-	-	-
SELECTIVE SERVICE ACT	-	-	-	-	-	-	-	-	-	-	-	-
OTHER SPECIAL OFFENSES (FEDERAL STATUTES)	6	1	1	-	-	-	-	1	-	-	-	1
<b>NEW JERSEY TOTAL</b>	<b>627</b>	<b>230</b>	<b>59</b>	<b>29</b>	<b>40</b>	<b>47</b>	<b>55</b>	<b>74</b>	<b>2</b>	<b>22</b>	<b>33</b>	<b>17</b>
HOMICIDE	-	-	-	-	-	-	-	-	-	-	-	-
ROBBERY	29	29	-	-	-	3	26	-	-	-	-	-
ASSAULT	-	-	-	-	-	-	-	-	-	-	-	-
BURGLARY	-	-	-	-	-	-	-	-	-	-	-	-
LARCENY AND THEFT	58	17	6	2	4	1	4	10	-	3	5	2
EMBEZZLEMENT	41	1	-	-	-	-	-	3	-	-	2	1
FRAUD	243	63	36	11	12	3	1	33	2	9	15	7
AUTO THEFT	4	4	-	-	-	4	-	-	-	-	-	-
FORGERY, COUNTERFEIT.	17	17	5	6	4	2	-	5	-	-	2	3
SEX OFFENSES	-	-	-	-	-	-	-	-	-	-	-	-
MARIHUANA	14	6	2	-	1	2	1	5	-	1	4	-
NARCOTICS	46	32	2	2	5	17	5	5	-	-	2	3
WEAPONS AND FIREARMS	27	21	1	3	4	8	5	-	-	-	-	-
ESCAPE	1	1	-	1	-	-	-	-	-	-	-	-
OTHER GENERAL OFFENSES	53	30	2	1	10	6	11	4	-	2	2	-
IMMIGRATION LAWS	4	-	-	-	-	-	-	1	-	-	1	-
LIQUOR, INTERNAL REV.	-	-	-	-	-	-	-	-	-	-	-	-
SELECTIVE SERVICE ACT	-	-	-	-	-	-	-	-	-	-	-	-
OTHER SPECIAL OFFENSES (FEDERAL STATUTES)	60	9	5	2	-	1	1	8	-	7	-	1
<b>PENNSYLVANIA EASTERN TOTAL</b>	<b>508</b>	<b>227</b>	<b>34</b>	<b>52</b>	<b>43</b>	<b>46</b>	<b>52</b>	<b>52</b>	<b>3</b>	<b>7</b>	<b>18</b>	<b>24</b>
HOMICIDE	-	-	-	-	-	-	-	-	-	-	-	-
ROBBERY	26	23	2	1	3	4	13	-	-	-	-	-
ASSAULT	7	6	-	1	-	-	5	-	-	-	-	-
BURGLARY	3	2	-	-	-	2	-	-	-	-	-	-
LARCENY AND THEFT	37	13	5	2	4	4	-	7	-	2	1	4
EMBEZZLEMENT	24	2	1	-	-	1	-	3	-	2	-	1
FRAUD	132	24	9	10	8	5	2	15	2	1	8	4
AUTO THEFT	2	1	-	-	-	-	-	1	-	-	-	1
FORGERY, COUNTERFEIT.	37	17	3	3	4	2	5	6	-	1	1	4
SEX OFFENSES	1	1	-	-	1	-	-	-	-	-	-	-
MARIHUANA	15	5	-	-	-	-	5	-	-	-	-	-
NARCOTICS	124	82	8	23	18	21	12	8	1	-	5	2
WEAPONS AND FIREARMS	36	18	3	6	3	5	1	6	-	-	1	5
ESCAPE	3	2	-	1	1	-	-	-	-	-	-	-
OTHER GENERAL OFFENSES	39	18	2	5	3	1	7	4	-	1	-	3
IMMIGRATION LAWS	1	-	-	-	-	-	-	-	-	-	-	-
LIQUOR, INTERNAL REV.	-	-	-	-	-	-	-	-	-	-	-	-
SELECTIVE SERVICE ACT	-	-	-	-	-	-	-	-	-	-	-	-
OTHER SPECIAL OFFENSES (FEDERAL STATUTES)	21	3	-	-	-	1	2	2	-	-	2	-

**TABLE 2  
UNITED STATES DISTRICT COURTS  
TYPE AND LENGTH OF SENTENCES FOR CONVICTED DEFENDANTS BY OFFENSE  
TWELVE MONTH PERIOD ENDED JUNE 30, 1982**

DISTRICT AND OFFENSE	TERMS OF PROBATION					PROBATION W/O SUPERVISION SUSPENDED SENTENCE	FINE ONLY		
	TOTAL	12 MOS. AND UNDER	13-24 MOS.	25-48 MOS.	49 MOS. AND OVER		TOTAL	LESS THAN \$1,000	\$1,000-9,999
<b>DELAHARE TOTAL</b>	<b>11</b>	<b>3</b>	<b>1</b>	<b>4</b>	<b>3</b>	<b>1</b>	<b>1</b>	<b>1</b>	<b>-</b>
HOMICIDE	-	-	-	-	-	-	-	-	-
ROBBERY	-	-	-	-	-	-	-	-	-
ASSAULT	-	-	-	-	-	-	-	-	-
BURGLARY	1	-	1	-	-	-	-	-	-
LARCENY AND THEFT	1	-	-	-	1	-	-	-	-
EMBEZZLEMENT	2	-	-	2	-	1	-	-	-
FRAUD	-	-	-	-	-	-	-	-	-
AUTO THEFT	-	-	-	-	-	-	-	-	-
FORGERY, COUNTERFEIT.	-	-	-	-	-	-	-	-	-
SEX OFFENSES	-	-	-	-	-	-	-	-	-
MARIHUANA	1	-	-	1	-	-	-	-	-
NARCOTICS	2	-	-	1	1	-	-	-	-
WEAPONS AND FIREARMS	-	-	-	-	-	-	-	-	-
ESCAPE	1	-	-	-	1	-	-	-	-
OTHER GENERAL OFFENSES	-	-	-	-	-	-	-	-	-
IMMIGRATION LAWS	-	-	-	-	-	-	-	-	-
LIQUOR, INTERNAL REV.	-	-	-	-	-	-	-	-	-
SELECTIVE SERVICE ACT	-	-	-	-	-	-	-	-	-
OTHER SPECIAL OFFENSES (FEDERAL STATUTES)	3	3	-	-	-	-	1	1	-
<b>NEW JERSEY TOTAL</b>	<b>273</b>	<b>37</b>	<b>72</b>	<b>89</b>	<b>75</b>	<b>12</b>	<b>38</b>	<b>26</b>	<b>9</b>
HOMICIDE	-	-	-	-	-	-	-	-	-
ROBBERY	-	-	-	-	-	-	-	-	-
ASSAULT	-	-	-	-	-	-	-	-	-
BURGLARY	28	-	2	11	15	1	2	2	-
LARCENY AND THEFT	34	2	10	10	12	-	3	3	-
EMBEZZLEMENT	134	31	37	45	21	5	8	4	3
FRAUD	-	-	-	-	-	-	-	-	1
AUTO THEFT	23	-	8	5	10	2	-	-	-
FORGERY, COUNTERFEIT.	-	-	-	-	-	-	-	-	-
SEX OFFENSES	3	-	1	-	2	-	-	-	-
MARIHUANA	9	-	-	1	8	-	-	-	-
NARCOTICS	6	-	-	2	4	-	-	-	-
WEAPONS AND FIREARMS	-	-	-	-	-	-	-	-	-
ESCAPE	13	-	5	7	1	1	5	1	3
OTHER GENERAL OFFENSES	1	-	1	-	-	1	1	-	1
IMMIGRATION LAWS	-	-	-	-	-	-	-	-	-
LIQUOR, INTERNAL REV.	-	-	-	-	-	-	-	-	-
SELECTIVE SERVICE ACT	-	-	-	-	-	-	-	-	-
OTHER SPECIAL OFFENSES (FEDERAL STATUTES)	22	4	6	8	2	2	19	16	2
<b>PENNSYLVANIA EASTERN TOTAL</b>	<b>208</b>	<b>19</b>	<b>21</b>	<b>71</b>	<b>97</b>	<b>4</b>	<b>17</b>	<b>15</b>	<b>2</b>
HOMICIDE	-	-	-	-	-	-	-	-	-
ROBBERY	3	-	-	-	3	-	-	-	-
ASSAULT	1	-	-	-	1	-	1	-	-
BURGLARY	16	3	1	5	7	-	1	1	-
LARCENY AND THEFT	19	2	1	2	14	-	-	-	-
EMBEZZLEMENT	76	4	11	35	26	2	5	3	2
FRAUD	-	-	-	-	-	-	-	-	-
AUTO THEFT	14	1	6	3	4	-	-	-	-
FORGERY, COUNTERFEIT.	-	-	-	-	-	-	-	-	-
SEX OFFENSES	10	5	-	4	1	-	-	-	-
MARIHUANA	34	2	-	12	20	-	-	-	-
NARCOTICS	12	-	-	3	9	-	-	-	-
WEAPONS AND FIREARMS	1	-	-	1	-	-	-	-	-
ESCAPE	12	-	1	1	10	2	3	3	-
OTHER GENERAL OFFENSES	1	1	-	-	-	-	-	-	-
IMMIGRATION LAWS	-	-	-	-	-	-	-	-	-
LIQUOR, INTERNAL REV.	-	-	-	-	-	-	-	-	-
SELECTIVE SERVICE ACT	-	-	-	-	-	-	-	-	-
OTHER SPECIAL OFFENSES (FEDERAL STATUTES)	9	1	1	5	2	-	7	7	-

**TABLE 2  
UNITED STATES DISTRICT COURTS  
TYPE AND LENGTH OF SENTENCES FOR CONVICTED DEFENDANTS BY OFFENSE  
TWELVE MONTH PERIOD ENDED JUNE 30, 1982**

DISTRICT AND OFFENSE	TOTAL	TERMS OF IMPRISONMENT						PROBATION TERMS OF SPLIT SENTENCES				
		TOTAL	12 MOS. AND UNDER	13-24 MOS.	25-36 MOS.	37-60 MOS.	61 MOS. AND OVER	TOTAL	12 MOS. AND UNDER	13-24 MOS.	25-48 MOS.	49 MOS. AND OVER
<b>PENNSYLVANIA MIDDLE TOTAL</b>	<b>227</b>	<b>96</b>	<b>44</b>	<b>18</b>	<b>10</b>	<b>12</b>	<b>12</b>	<b>32</b>	<b>-</b>	<b>19</b>	<b>8</b>	<b>5</b>
HOMICIDE	1	1	-	-	-	-	1	-	-	-	-	-
ROBBERY	6	5	-	-	-	2	3	-	-	-	-	-
ASSAULT	4	2	2	-	-	-	-	1	-	1	-	-
BURGLARY	-	-	-	-	-	-	-	-	-	-	-	-
LARCENY AND THEFT	29	18	5	5	4	3	1	1	-	1	-	-
EMBEZZLEMENT	13	2	-	1	1	-	-	4	-	1	1	2
FRAUD	85	22	9	6	3	3	1	12	-	6	3	3
AUTO THEFT	3	1	1	-	-	-	-	2	-	-	2	-
FORGERY, COUNTERFEIT.	33	18	15	3	-	-	-	3	-	2	1	-
SEX OFFENSES	-	-	-	-	-	-	-	-	-	-	-	-
MARIHUANA	2	1	1	-	-	-	-	1	-	1	-	-
NARCOTICS	9	5	1	1	-	3	-	3	-	3	-	-
WEAPONS AND FIREARMS	4	3	1	-	-	-	2	-	-	-	-	-
ESCAPE	8	8	7	1	-	-	-	-	-	-	-	-
OTHER GENERAL OFFENSES	17	6	1	1	-	1	3	3	-	3	-	-
IMMIGRATION LAWS	1	-	-	-	-	-	-	-	-	-	-	-
LIQUOR, INTERNAL REV.	-	-	-	-	-	-	-	-	-	-	-	-
SELECTIVE SERVICE ACT	-	-	-	-	-	-	-	-	-	-	-	-
OTHER SPECIAL OFFENSES (FEDERAL STATUTES)	12	4	1	-	2	-	1	2	-	1	1	-
<b>PENNSYLVANIA WESTERN TOTAL</b>	<b>208</b>	<b>102</b>	<b>9</b>	<b>11</b>	<b>15</b>	<b>31</b>	<b>36</b>	<b>23</b>	<b>1</b>	<b>8</b>	<b>6</b>	<b>8</b>
HOMICIDE	1	1	-	-	-	-	1	-	-	-	-	-
ROBBERY	24	23	-	1	-	4	18	-	-	-	-	-
ASSAULT	1	-	-	-	-	-	-	-	-	-	-	-
BURGLARY	-	-	-	-	-	-	-	-	-	-	-	-
LARCENY AND THEFT	26	16	-	3	5	8	-	2	-	-	-	2
EMBEZZLEMENT	10	2	-	1	-	1	-	-	-	-	-	-
FRAUD	46	11	5	2	1	3	-	10	1	4	1	4
AUTO THEFT	4	2	-	1	-	1	-	-	-	-	-	-
FORGERY, COUNTERFEIT.	15	6	-	2	-	2	2	1	-	-	1	-
SEX OFFENSES	-	-	-	-	-	-	-	-	-	-	-	-
MARIHUANA	5	4	-	-	-	3	1	-	-	-	-	-
NARCOTICS	31	23	1	-	7	3	12	2	-	-	1	1
WEAPONS AND FIREARMS	12	6	1	1	-	3	1	-	-	-	-	-
ESCAPE	1	1	1	-	-	-	-	-	-	-	-	-
OTHER GENERAL OFFENSES	15	3	1	-	1	-	1	6	-	3	2	1
IMMIGRATION LAWS	1	-	-	-	-	-	-	-	-	-	-	-
LIQUOR, INTERNAL REV.	-	-	-	-	-	-	-	-	-	-	-	-
SELECTIVE SERVICE ACT	-	-	-	-	-	-	-	-	-	-	-	-
OTHER SPECIAL OFFENSES (FEDERAL STATUTES)	16	4	-	-	1	3	-	2	-	1	1	-
<b>VIRGIN ISLANDS TOTAL</b>	<b>227</b>	<b>93</b>	<b>16</b>	<b>12</b>	<b>12</b>	<b>20</b>	<b>33</b>	<b>67</b>	<b>18</b>	<b>36</b>	<b>11</b>	<b>2</b>
HOMICIDE	14	14	-	-	1	3	10	-	-	-	-	-
ROBBERY	17	12	2	1	2	5	2	5	1	2	2	-
ASSAULT	33	16	-	2	3	2	9	8	1	5	2	-
BURGLARY	11	2	-	1	-	1	-	5	1	2	2	-
LARCENY AND THEFT	52	12	3	3	1	5	-	19	4	10	5	-
EMBEZZLEMENT	5	1	1	-	-	-	-	3	1	2	-	-
FRAUD	19	5	4	1	-	-	-	9	2	5	-	2
AUTO THEFT	-	-	-	-	-	-	-	-	-	-	-	-
FORGERY, COUNTERFEIT.	8	2	-	1	1	-	-	3	-	3	-	-
SEX OFFENSES	14	12	-	-	-	2	10	3	-	2	-	-
MARIHUANA	2	-	-	-	-	-	-	2	2	-	-	-
NARCOTICS	8	5	2	-	1	1	1	2	1	1	-	-
WEAPONS AND FIREARMS	3	1	-	-	1	-	-	-	-	-	-	-
ESCAPE	5	3	1	-	1	1	-	-	-	-	-	-
OTHER GENERAL OFFENSES	3	1	-	-	-	-	1	-	-	-	-	-
IMMIGRATION LAWS	33	7	3	3	1	-	-	9	5	4	-	-
LIQUOR, INTERNAL REV.	-	-	-	-	-	-	-	-	-	-	-	-
SELECTIVE SERVICE ACT	-	-	-	-	-	-	-	-	-	-	-	-
OTHER SPECIAL OFFENSES (FEDERAL STATUTES)	-	-	-	-	-	-	-	-	-	-	-	-

**TABLE 2  
UNITED STATES DISTRICT COURTS  
TYPE AND LENGTH OF SENTENCES FOR CONVICTED DEFENDANTS BY OFFENSE  
TWELVE MONTH PERIOD ENDED JUNE 30, 1982**

TOTAL	TERMS OF PROBATION				PROBATION W/O SUPERVISION SUSPENDED SENTENCE	FINE ONLY			DISTRICT AND OFFENSE	
	12 MOS. AND UNDER	13-24 MOS.	25-48 MOS.	49 MOS. AND OVER		TOTAL	LESS THAN \$1,000	\$1,000-9,999		\$10,000 AND OVER
<b>89</b>	<b>8</b>	<b>52</b>	<b>26</b>	<b>3</b>	<b>-</b>	<b>10</b>	<b>9</b>	<b>1</b>	<b>-</b>	<b>PENNSYLVANIA MIDDLE TOTAL</b>
-	-	-	-	-	-	-	-	-	-	HOMICIDE
1	-	-	1	-	-	-	-	-	-	ROBBERY
1	1	-	-	-	-	-	-	-	-	ASSAULT
6	-	-	-	-	-	-	-	-	-	BURGLARY
7	-	2	4	-	-	4	4	-	-	LARCENY AND THEFT
50	4	33	11	2	-	1	1	-	-	EMBEZZLEMENT
-	-	-	-	-	-	-	-	-	-	FRAUD
12	1	7	4	-	-	-	-	-	-	AUTO THEFT
-	-	-	-	-	-	-	-	-	-	FORGERY, COUNTERFEIT.
-	-	-	-	-	-	-	-	-	-	SEX OFFENSES
1	-	-	1	-	-	-	-	-	-	MARIHUANA
1	1	-	-	-	-	-	-	-	-	NARCOTICS
-	-	-	-	-	-	-	-	-	-	WEAPONS AND FIREARMS
6	1	4	1	-	-	2	2	-	-	ESCAPE
-	-	-	-	-	-	1	1	-	-	OTHER GENERAL OFFENSES
-	-	-	-	-	-	-	-	-	-	IMMIGRATION LAWS
-	-	-	-	-	-	-	-	-	-	LIQUOR, INTERNAL REV.
4	-	4	-	-	-	2	1	1	-	SELECTIVE SERVICE ACT
-	-	-	-	-	-	-	-	-	-	OTHER SPECIAL OFFENSES (FEDERAL STATUTES)
<b>78</b>	<b>5</b>	<b>10</b>	<b>34</b>	<b>29</b>	<b>-</b>	<b>5</b>	<b>4</b>	<b>-</b>	<b>1</b>	<b>PENNSYLVANIA WESTERN TOTAL</b>
-	-	-	-	-	-	-	-	-	-	HOMICIDE
1	-	-	1	-	-	-	-	-	-	ROBBERY
1	-	-	-	-	-	-	-	-	-	ASSAULT
-	-	-	-	-	-	-	-	-	-	BURGLARY
8	-	3	3	2	-	-	-	-	-	LARCENY AND THEFT
8	-	-	4	4	-	-	-	-	-	EMBEZZLEMENT
20	-	2	8	10	-	5	4	-	1	FRAUD
2	-	1	1	1	-	-	-	-	-	AUTO THEFT
8	1	1	2	4	-	-	-	-	-	FORGERY, COUNTERFEIT.
-	-	-	-	-	-	-	-	-	-	SEX OFFENSES
1	-	-	1	-	-	-	-	-	-	MARIHUANA
6	-	-	2	4	-	-	-	-	-	NARCOTICS
6	3	1	2	-	-	-	-	-	-	WEAPONS AND FIREARMS
-	-	-	-	-	-	-	-	-	-	ESCAPE
6	-	1	3	2	-	-	-	-	-	OTHER GENERAL OFFENSES
1	-	-	1	-	-	-	-	-	-	IMMIGRATION LAWS
-	-	-	-	-	-	-	-	-	-	LIQUOR, INTERNAL REV.
-	-	-	-	-	-	-	-	-	-	SELECTIVE SERVICE ACT
10	1	2	6	1	-	-	-	-	-	OTHER SPECIAL OFFENSES (FEDERAL STATUTES)
<b>58</b>	<b>22</b>	<b>25</b>	<b>11</b>	<b>-</b>	<b>9</b>	<b>-</b>	<b>-</b>	<b>-</b>	<b>-</b>	<b>VIRGIN ISLANDS TOTAL</b>
-	-	-	-	-	-	-	-	-	-	HOMICIDE
9	3	5	1	-	-	-	-	-	-	ROBBERY
4	-	3	1	-	-	-	-	-	-	ASSAULT
-	-	-	-	-	-	-	-	-	-	BURGLARY
21	8	9	4	-	-	-	-	-	-	LARCENY AND THEFT
1	-	1	-	-	-	-	-	-	-	EMBEZZLEMENT
4	2	2	-	-	-	1	-	-	-	FRAUD
-	-	-	-	-	-	-	-	-	-	AUTO THEFT
3	1	1	1	-	-	-	-	-	-	FORGERY, COUNTERFEIT.
-	-	-	-	-	-	-	-	-	-	SEX OFFENSES
1	-	-	1	-	-	-	-	-	-	MARIHUANA
2	-	1	1	-	-	-	-	-	-	NARCOTICS
-	-	-	-	-	-	-	-	-	-	WEAPONS AND FIREARMS
2	-	2	-	-	-	-	-	-	-	ESCAPE
11	8	1	2	-	6	-	-	-	-	OTHER GENERAL OFFENSES
-	-	-	-	-	-	-	-	-	-	IMMIGRATION LAWS
-	-	-	-	-	-	-	-	-	-	LIQUOR, INTERNAL REV.
-	-	-	-	-	-	-	-	-	-	SELECTIVE SERVICE ACT
-	-	-	-	-	-	-	-	-	-	OTHER SPECIAL OFFENSES (FEDERAL STATUTES)

**TABLE 2**  
**UNITED STATES DISTRICT COURTS**  
**TYPE AND LENGTH OF SENTENCES FOR CONVICTED DEFENDANTS BY OFFENSE**  
**TWELVE MONTH PERIOD ENDED JUNE 30, 1982**

DISTRICT AND OFFENSE	TOTAL	TERMS OF IMPRISONMENT						PROBATION TERMS OF SPLIT SENTENCES				
		TOTAL	12 MOS. AND UNDER	13-24 MOS.	25-36 MOS.	37-60 MOS.	61 MOS. AND OVER	TOTAL	12 MOS. AND UNDER	13-24 MOS.	25-48 MOS.	49 MOS. AND OVER
<b>MARYLAND TOTAL</b>	<b>1,072</b>	<b>288</b>	<b>30</b>	<b>45</b>	<b>34</b>	<b>53</b>	<b>126</b>	<b>109</b>	<b>9</b>	<b>31</b>	<b>49</b>	<b>20</b>
HOMICIDE	2	1	-	-	1	-	-	1	-	-	1	-
ROBBERY	84	82	1	-	-	2	7	1	-	-	-	1
ASSAULT	12	3	1	1	-	1	-	2	-	-	2	-
BURGLARY	-	-	-	-	-	-	-	-	-	-	-	-
LARCENY AND THEFT	114	35	3	8	6	16	2	15	-	6	6	3
EMBEZZLEMENT	45	10	1	4	1	3	1	10	-	3	5	2
FRAUD	94	15	2	8	3	2	-	31	4	7	15	5
AUTO THEFT	5	1	-	1	-	-	-	1	-	-	-	1
FORGERY, COUNTERFEIT.	33	19	-	7	2	7	3	7	-	-	5	2
SEX OFFENSES	2	1	-	-	-	-	-	1	-	-	-	-
MARIJUANA	208	17	4	1	2	2	8	5	2	2	-	1
NARCOTICS	113	61	2	6	14	15	24	15	-	3	10	2
WEAPONS AND FIREARMS	27	15	2	4	4	4	1	3	-	1	1	1
ESCAPE	9	6	4	2	-	-	-	9	-	-	-	-
OTHER GENERAL OFFENSES	287	12	5	2	1	-	4	16	2	9	4	1
IMMIGRATION LAWS	1	-	-	-	-	-	-	-	-	-	-	-
LIQUOR, INTERNAL REV.	-	-	-	-	-	-	-	-	-	-	-	-
SELECTIVE SERVICE ACT	-	-	-	-	-	-	-	-	-	-	-	-
OTHER SPECIAL OFFENSES (FEDERAL STATUTES)	36	10	5	1	-	1	3	2	1	-	-	1
<b>NORTH CAROLINA EASTERN TOTAL</b>	<b>329</b>	<b>118</b>	<b>23</b>	<b>8</b>	<b>15</b>	<b>36</b>	<b>36</b>	<b>30</b>	<b>2</b>	<b>-</b>	<b>8</b>	<b>20</b>
HOMICIDE	1	1	-	-	-	-	1	-	-	-	-	-
ROBBERY	21	18	-	-	-	1	17	-	-	-	-	-
ASSAULT	4	2	-	1	-	-	1	1	-	-	-	1
BURGLARY	5	5	-	-	1	2	2	-	-	-	-	-
LARCENY AND THEFT	30	9	2	-	1	5	1	1	-	-	-	1
EMBEZZLEMENT	19	5	1	2	-	2	-	4	-	-	-	4
FRAUD	54	22	7	2	2	11	-	9	-	-	6	3
AUTO THEFT	-	-	-	-	-	-	-	-	-	-	-	-
FORGERY, COUNTERFEIT.	12	5	-	1	1	3	-	1	-	-	-	1
SEX OFFENSES	-	-	-	-	-	-	-	-	-	-	-	-
MARIJUANA	34	11	-	-	5	3	3	-	-	-	-	-
NARCOTICS	12	8	-	-	-	2	6	1	-	-	-	1
WEAPONS AND FIREARMS	11	5	-	1	3	1	-	3	-	-	1	2
ESCAPE	2	2	-	-	1	1	-	-	-	-	-	-
OTHER GENERAL OFFENSES	80	10	6	-	-	2	2	1	-	-	1	-
IMMIGRATION LAWS	-	-	-	-	-	-	-	-	-	-	-	-
LIQUOR, INTERNAL REV.	-	-	-	-	-	-	-	-	-	-	-	-
SELECTIVE SERVICE ACT	-	-	-	-	-	-	-	-	-	-	-	-
OTHER SPECIAL OFFENSES (FEDERAL STATUTES)	44	15	7	1	1	3	3	9	2	-	-	7
<b>NORTH CAROLINA MIDDLE TOTAL</b>	<b>178</b>	<b>111</b>	<b>9</b>	<b>22</b>	<b>25</b>	<b>22</b>	<b>35</b>	<b>34</b>	<b>-</b>	<b>-</b>	<b>7</b>	<b>27</b>
HOMICIDE	-	-	-	-	-	-	-	-	-	-	-	-
ROBBERY	17	17	-	-	-	-	17	-	-	-	-	-
ASSAULT	-	-	-	-	-	-	-	-	-	-	-	-
BURGLARY	-	-	-	-	-	-	-	-	-	-	-	-
LARCENY AND THEFT	10	7	-	-	5	1	1	1	-	-	-	1
EMBEZZLEMENT	11	6	1	2	3	-	-	4	-	-	-	4
FRAUD	28	10	3	4	1	2	-	8	-	-	3	5
AUTO THEFT	-	-	-	-	-	-	-	-	-	-	-	-
FORGERY, COUNTERFEIT.	13	8	-	1	3	3	1	2	-	-	-	2
SEX OFFENSES	-	-	-	-	-	-	-	-	-	-	-	-
MARIJUANA	15	11	2	3	2	4	-	2	-	-	-	2
NARCOTICS	37	32	1	6	6	7	12	3	-	-	2	1
WEAPONS AND FIREARMS	15	7	2	3	-	2	-	3	-	-	1	2
ESCAPE	-	-	-	-	-	-	-	-	-	-	-	-
OTHER GENERAL OFFENSES	11	5	-	1	3	1	-	5	-	-	-	5
IMMIGRATION LAWS	-	-	-	-	-	-	-	-	-	-	-	-
LIQUOR, INTERNAL REV.	10	2	-	2	-	-	-	5	-	-	1	4
SELECTIVE SERVICE ACT	-	-	-	-	-	-	-	-	-	-	-	-
OTHER SPECIAL OFFENSES (FEDERAL STATUTES)	11	6	-	-	-	2	4	1	-	-	-	1

**TABLE 2**  
**UNITED STATES DISTRICT COURTS**  
**TYPE AND LENGTH OF SENTENCES FOR CONVICTED DEFENDANTS BY OFFENSE**  
**TWELVE MONTH PERIOD ENDED JUNE 30, 1982**

DISTRICT AND OFFENSE	TERMS OF PROBATION					PROBATION W/D SUPERVISION SUSPENDED SENTENCE	FINE ONLY			
	TOTAL	12 MOS. AND UNDER	13-24 MOS.	25-48 MOS.	49 MOS. AND OVER		TOTAL	LESS THAN \$1,000	\$1,000-9,999	\$10,000 AND OVER
<b>MARYLAND TOTAL</b>	<b>552</b>	<b>272</b>	<b>130</b>	<b>105</b>	<b>45</b>	<b>19</b>	<b>104</b>	<b>100</b>	<b>4</b>	<b>-</b>
HOMICIDE	-	-	-	-	-	-	-	-	-	-
ROBBERY	1	-	-	1	-	-	-	-	-	-
ASSAULT	7	-	2	4	1	-	-	-	-	-
BURGLARY	-	-	-	-	-	-	-	-	-	-
LARCENY AND THEFT	58	21	10	22	5	4	2	2	-	-
EMBEZZLEMENT	25	3	5	9	8	-	-	-	-	-
FRAUD	45	1	8	24	12	-	3	1	2	-
AUTO THEFT	3	-	2	-	1	-	-	-	-	-
FORGERY, COUNTERFEIT.	7	1	1	3	2	-	-	-	-	-
SEX OFFENSES	1	-	1	-	-	-	-	-	-	-
MARIJUANA	179	152	18	8	1	4	3	3	-	-
NARCOTICS	36	13	2	11	10	-	1	1	-	-
WEAPONS AND FIREARMS	9	1	-	4	4	-	-	-	-	-
ESCAPE	160	78	67	15	-	9	2	2	-	-
OTHER GENERAL OFFENSES	1	-	-	-	1	-	-	-	-	-
IMMIGRATION LAWS	-	-	-	-	-	-	-	-	-	-
LIQUOR, INTERNAL REV.	-	-	-	-	-	-	-	-	-	-
SELECTIVE SERVICE ACT	-	-	-	-	-	-	-	-	-	-
OTHER SPECIAL OFFENSES (FEDERAL STATUTES)	20	2	14	4	-	1	3	1	2	-
<b>NORTH CAROLINA EASTERN TOTAL</b>	<b>104</b>	<b>30</b>	<b>17</b>	<b>21</b>	<b>36</b>	<b>21</b>	<b>56</b>	<b>47</b>	<b>-</b>	<b>9</b>
HOMICIDE	-	-	-	-	-	-	-	-	-	-
ROBBERY	3	-	-	1	2	-	-	-	-	-
ASSAULT	-	-	-	-	-	-	1	1	-	-
BURGLARY	16	3	3	5	5	2	2	2	-	-
LARCENY AND THEFT	10	-	1	4	5	-	-	-	-	-
EMBEZZLEMENT	20	1	2	4	13	1	2	2	-	-
FRAUD	-	-	-	-	-	-	-	-	-	-
AUTO THEFT	6	-	-	-	6	-	-	-	-	-
FORGERY, COUNTERFEIT.	17	12	2	3	-	2	4	4	-	-
SEX OFFENSES	3	1	-	-	2	-	-	-	-	-
MARIJUANA	3	-	-	1	2	-	-	-	-	-
NARCOTICS	-	-	-	-	2	-	-	-	-	-
WEAPONS AND FIREARMS	22	12	8	2	-	12	35	35	-	-
ESCAPE	-	-	-	-	-	-	-	-	-	-
OTHER GENERAL OFFENSES	-	-	-	-	-	-	-	-	-	-
IMMIGRATION LAWS	-	-	-	-	-	-	-	-	-	-
LIQUOR, INTERNAL REV.	-	-	-	-	-	-	-	-	-	-
SELECTIVE SERVICE ACT	-	-	-	-	-	-	-	-	-	-
OTHER SPECIAL OFFENSES (FEDERAL STATUTES)	4	1	1	1	1	4	12	3	-	9
<b>NORTH CAROLINA MIDDLE TOTAL</b>	<b>33</b>	<b>1</b>	<b>-</b>	<b>12</b>	<b>20</b>	<b>-</b>	<b>-</b>	<b>-</b>	<b>-</b>	<b>-</b>
HOMICIDE	-	-	-	-	-	-	-	-	-	-
ROBBERY	-	-	-	-	-	-	-	-	-	-
ASSAULT	-	-	-	-	-	-	-	-	-	-
BURGLARY	2	-	-	-	2	-	-	-	-	-
LARCENY AND THEFT	1	-	-	1	-	-	-	-	-	-
EMBEZZLEMENT	10	-	-	3	7	-	-	-	-	-
FRAUD	3	-	-	-	3	-	-	-	-	-
AUTO THEFT	-	-	-	-	-	-	-	-	-	-
FORGERY, COUNTERFEIT.	2	-	-	1	-	-	-	-	-	-
SEX OFFENSES	2	1	-	1	-	-	-	-	-	-
MARIJUANA	2	-	-	-	2	-	-	-	-	-
NARCOTICS	5	-	-	1	4	-	-	-	-	-
WEAPONS AND FIREARMS	1	-	-	-	1	-	-	-	-	-
ESCAPE	-	-	-	-	-	-	-	-	-	-
OTHER GENERAL OFFENSES	3	-	-	2	1	-	-	-	-	-
IMMIGRATION LAWS	-	-	-	-	-	-	-	-	-	-
LIQUOR, INTERNAL REV.	-	-	-	-	-	-	-	-	-	-
SELECTIVE SERVICE ACT	-	-	-	-	-	-	-	-	-	-
OTHER SPECIAL OFFENSES (FEDERAL STATUTES)	4	-	-	4	-	-	-	-	-	-

**TABLE 2  
UNITED STATES DISTRICT COURTS  
TYPE AND LENGTH OF SENTENCES FOR CONVICTED DEFENDANTS BY OFFENSE  
TWELVE MONTH PERIOD ENDED JUNE 30, 1982**

DISTRICT AND OFFENSE	TOTAL	TERMS OF IMPRISONMENT						PROBATION TERMS OF SPLIT SENTENCES				
		TOTAL	12 MOS. AND UNDER	13-24 MOS.	25-36 MOS.	37-60 MOS.	61 MOS. AND OVER	TOTAL	12 MOS. AND UNDER	13-24 MOS.	25-48 MOS.	49 MOS. AND OVER
<b>NORTH CAROLINA WESTERN TOTAL</b>	<b>228</b>	<b>93</b>	<b>18</b>	<b>12</b>	<b>12</b>	<b>24</b>	<b>27</b>	<b>3</b>	<b>-</b>	<b>1</b>	<b>2</b>	<b>-</b>
HOMICIDE	1	1	-	-	-	-	1	-	-	-	-	-
ROBBERY	17	17	-	-	-	2	15	-	-	-	-	-
ASSAULT	1	1	1	-	-	-	-	-	-	-	-	-
BURGLARY	4	2	-	-	1	1	-	1	-	1	-	-
LARCENY AND THEFT	27	18	2	2	3	9	2	-	-	-	-	-
EMBEZZLEMENT	12	1	-	-	1	-	-	-	-	-	-	-
FRAUD	62	7	4	2	1	-	-	-	-	-	-	-
AUTO THEFT	6	2	-	-	1	1	-	-	-	-	-	-
FORGERY, COUNTERFEIT.	23	11	2	1	1	3	4	2	-	-	2	-
SEX OFFENSES	3	3	-	-	-	2	1	-	-	-	-	-
MARIHUANA	4	1	-	-	-	1	-	-	-	-	-	-
NARCOTICS	9	7	1	-	1	1	4	-	-	-	-	-
WEAPONS AND FIREARMS	23	8	4	4	-	-	-	-	-	-	-	-
ESCAPE	9	8	4	2	2	-	-	-	-	-	-	-
OTHER GENERAL OFFENSES	5	2	-	-	1	1	-	-	-	-	-	-
IMMIGRATION LAWS	1	-	-	-	-	-	-	-	-	-	-	-
LIQUOR, INTERNAL REV.	-	-	-	-	-	-	-	-	-	-	-	-
SELECTIVE SERVICE ACT	-	-	-	-	-	-	-	-	-	-	-	-
OTHER SPECIAL OFFENSES (FEDERAL STATUTES)	21	4	-	1	-	3	-	-	-	-	-	-
<b>SOUTH CAROLINA TOTAL</b>	<b>413</b>	<b>237</b>	<b>18</b>	<b>47</b>	<b>35</b>	<b>79</b>	<b>58</b>	<b>31</b>	<b>1</b>	<b>2</b>	<b>14</b>	<b>14</b>
HOMICIDE	-	-	-	-	-	-	-	-	-	-	-	-
ROBBERY	12	12	-	-	-	-	12	-	-	-	-	-
ASSAULT	5	2	-	-	-	1	1	-	-	-	-	-
BURGLARY	3	3	-	-	1	2	-	-	-	-	-	-
LARCENY AND THEFT	38	16	-	2	2	12	-	2	-	-	2	-
EMBEZZLEMENT	34	6	-	-	1	4	1	5	-	-	1	4
FRAUD	63	21	3	8	5	2	3	13	-	1	5	7
AUTO THEFT	11	8	-	-	-	8	-	1	-	-	-	1
FORGERY, COUNTERFEIT.	47	29	2	11	6	6	4	13	-	-	-	-
SEX OFFENSES	1	1	-	-	-	1	-	-	-	-	-	-
MARIHUANA	96	87	4	17	9	28	29	-	-	-	-	-
NARCOTICS	22	18	-	3	5	7	3	1	-	-	-	1
WEAPONS AND FIREARMS	35	16	4	4	5	2	1	5	-	1	4	-
ESCAPE	2	2	1	-	-	1	-	-	-	-	-	-
OTHER GENERAL OFFENSES	7	4	-	-	-	1	3	1	-	-	1	-
IMMIGRATION LAWS	-	-	-	-	-	-	-	-	-	-	-	-
LIQUOR, INTERNAL REV.	-	-	-	-	-	-	-	-	-	-	-	-
SELECTIVE SERVICE ACT	-	-	-	-	-	-	-	-	-	-	-	-
OTHER SPECIAL OFFENSES (FEDERAL STATUTES)	37	12	4	2	1	4	1	3	1	-	1	1
<b>VIRGINIA EASTERN TOTAL</b>	<b>1,294</b>	<b>333</b>	<b>143</b>	<b>42</b>	<b>31</b>	<b>54</b>	<b>63</b>	<b>134</b>	<b>34</b>	<b>23</b>	<b>65</b>	<b>12</b>
HOMICIDE	2	1	-	-	-	-	1	1	-	-	1	-
ROBBERY	44	40	2	-	1	3	34	3	-	-	1	1
ASSAULT	27	17	11	1	1	2	2	1	-	-	2	-
BURGLARY	-	-	-	-	-	-	-	-	-	-	-	-
LARCENY AND THEFT	246	51	29	4	8	4	6	26	13	5	5	3
EMBEZZLEMENT	45	8	4	1	1	2	-	15	-	2	11	2
FRAUD	129	36	22	4	7	2	1	38	6	5	25	2
AUTO THEFT	14	4	2	1	-	1	-	3	1	1	-	1
FORGERY, COUNTERFEIT.	36	12	4	3	1	3	1	7	2	1	4	-
SEX OFFENSES	15	6	4	1	-	-	1	-	-	-	-	-
MARIHUANA	179	25	11	2	1	6	5	7	2	-	2	-
NARCOTICS	76	42	3	7	7	17	8	13	1	5	5	2
WEAPONS AND FIREARMS	43	18	6	7	2	2	1	5	1	2	2	-
ESCAPE	30	28	17	4	1	5	1	-	-	-	-	-
OTHER GENERAL OFFENSES	277	29	15	6	1	5	2	7	3	-	3	1
IMMIGRATION LAWS	-	-	-	-	-	-	-	-	-	-	-	-
LIQUOR, INTERNAL REV.	-	-	-	-	-	-	-	-	-	-	-	-
SELECTIVE SERVICE ACT	-	-	-	-	-	-	-	-	-	-	-	-
OTHER SPECIAL OFFENSES (FEDERAL STATUTES)	131	16	13	1	-	2	-	10	5	1	4	-

**TABLE 2  
UNITED STATES DISTRICT COURTS  
TYPE AND LENGTH OF SENTENCES FOR CONVICTED DEFENDANTS BY OFFENSE  
TWELVE MONTH PERIOD ENDED JUNE 30, 1982**

DISTRICT AND OFFENSE	TERMS OF PROBATION					PROBATION W/O SUPERVISION SUSPENDED SENTENCE	FINE ONLY			
	TOTAL	12 MOS. AND UNDER	13-24 MOS.	25-48 MOS.	49 MOS. AND OVER		TOTAL	LESS THAN \$1,000	\$1,000-9,999	\$10,000 AND OVER
<b>NORTH CAROLINA WESTERN TOTAL</b>	<b>122</b>	<b>5</b>	<b>16</b>	<b>66</b>	<b>33</b>	<b>3</b>	<b>7</b>	<b>5</b>	<b>2</b>	<b>-</b>
HOMICIDE	-	-	-	-	-	-	-	-	-	-
ROBBERY	-	-	-	-	-	-	-	-	-	-
ASSAULT	-	-	-	-	-	-	-	-	-	-
BURGLARY	1	-	-	1	-	-	-	-	-	-
LARCENY AND THEFT	9	1	2	4	2	-	-	-	-	-
EMBEZZLEMENT	11	2	-	9	-	-	-	-	-	-
FRAUD	52	-	1	23	28	-	3	1	2	-
AUTO THEFT	4	-	-	4	-	-	-	-	-	-
FORGERY, COUNTERFEIT.	10	1	5	4	-	-	-	-	-	-
SEX OFFENSES	3	1	1	1	-	-	-	-	-	-
MARIHUANA	2	-	1	-	1	-	-	-	-	-
NARCOTICS	15	-	2	11	2	-	-	-	-	-
WEAPONS AND FIREARMS	3	-	-	3	-	-	-	-	-	-
ESCAPE	-	-	-	-	-	1	-	-	-	-
OTHER GENERAL OFFENSES	3	-	-	3	-	-	-	-	-	-
IMMIGRATION LAWS	-	-	-	-	-	1	-	-	-	-
LIQUOR, INTERNAL REV.	-	-	-	-	-	-	-	-	-	-
SELECTIVE SERVICE ACT	-	-	-	-	-	-	-	-	-	-
OTHER SPECIAL OFFENSES (FEDERAL STATUTES)	12	-	4	8	-	1	4	4	-	-
<b>SOUTH CAROLINA TOTAL</b>	<b>129</b>	<b>4</b>	<b>13</b>	<b>54</b>	<b>58</b>	<b>11</b>	<b>5</b>	<b>-</b>	<b>3</b>	<b>2</b>
HOMICIDE	-	-	-	-	-	-	-	-	-	-
ROBBERY	-	-	-	-	-	-	-	-	-	-
ASSAULT	3	-	-	2	1	-	-	-	-	-
BURGLARY	-	-	-	-	-	-	-	-	-	-
LARCENY AND THEFT	20	1	3	6	10	-	-	-	-	-
EMBEZZLEMENT	23	-	3	10	10	-	-	-	-	-
FRAUD	28	1	-	12	16	-	-	-	-	-
AUTO THEFT	2	-	-	-	2	-	-	-	-	-
FORGERY, COUNTERFEIT.	18	-	-	8	10	-	-	-	-	-
SEX OFFENSES	1	-	-	-	1	8	-	-	-	-
MARIHUANA	3	-	-	3	-	-	-	-	-	-
NARCOTICS	13	-	4	5	4	1	-	-	-	-
WEAPONS AND FIREARMS	1	-	-	-	1	-	-	-	-	-
ESCAPE	-	-	-	-	-	1	-	-	-	-
OTHER GENERAL OFFENSES	1	-	-	-	1	-	-	-	-	-
IMMIGRATION LAWS	-	-	-	-	-	-	-	-	-	-
LIQUOR, INTERNAL REV.	-	-	-	-	-	-	-	-	-	-
SELECTIVE SERVICE ACT	-	-	-	-	-	-	-	-	-	-
OTHER SPECIAL OFFENSES (FEDERAL STATUTES)	16	2	3	8	3	1	5	-	3	2
<b>VIRGINIA EASTERN TOTAL</b>	<b>286</b>	<b>152</b>	<b>54</b>	<b>53</b>	<b>27</b>	<b>220</b>	<b>321</b>	<b>306</b>	<b>3</b>	<b>12</b>
HOMICIDE	-	-	-	-	-	-	-	-	-	-
ROBBERY	1	-	-	-	1	-	-	-	-	-
ASSAULT	5	1	3	1	-	1	3	3	-	-
BURGLARY	-	-	-	-	-	-	-	-	-	-
LARCENY AND THEFT	62	39	9	7	7	66	41	41	-	-
EMBEZZLEMENT	19	7	6	5	1	2	1	1	-	-
FRAUD	32	6	9	9	8	16	7	5	2	-
AUTO THEFT	2	1	1	-	-	2	3	3	-	-
FORGERY, COUNTERFEIT.	10	6	-	2	2	5	2	2	-	-
SEX OFFENSES	3	-	2	-	1	2	4	4	-	-
MARIHUANA	69	57	5	6	1	45	35	35	-	-
NARCOTICS	20	7	3	6	4	1	-	-	-	-
WEAPONS AND FIREARMS	15	1	2	11	1	2	3	3	-	-
ESCAPE	-	-	-	-	-	1	1	1	-	-
OTHER GENERAL OFFENSES	30	20	6	4	-	49	162	16	1	-
IMMIGRATION LAWS	-	-	-	-	-	-	-	-	-	-
LIQUOR, INTERNAL REV.	-	-	-	-	-	-	-	-	-	-
SELECTIVE SERVICE ACT	-	-	-	-	-	-	-	-	-	-
OTHER SPECIAL OFFENSES (FEDERAL STATUTES)	18	7	8	2	1	28	59	47	-	12



**TABLE 2**  
**UNITED STATES DISTRICT COURTS**  
**TYPE AND LENGTH OF SENTENCES FOR CONVICTED DEFENDANTS BY OFFENSE**  
**TWELVE MONTH PERIOD ENDED JUNE 30, 1982**

DISTRICT AND OFFENSE	TOTAL	TERMS OF IMPRISONMENT					PROBATION TERMS OF SPLIT SENTENCES					
		TOTAL	12 MOS. AND UNDER	13-24 MOS.	25-36 MOS.	37-60 MOS.	61 MOS. AND OVER	TOTAL	12 MOS. AND UNDER	13-24 MOS.	25-48 MOS.	49 MOS. AND OVER
<b>VIRGINIA WESTERN TOTAL</b>	<b>151</b>	<b>35</b>	<b>1</b>	<b>1</b>	<b>8</b>	<b>12</b>	<b>13</b>	<b>3</b>			<b>3</b>	
HOMICIDE	1											
ROBBERY	8					2	6					
ASSAULT												
BURGLARY												
LARCENY AND THEFT	18	5				3	2					
EMBEZZLEMENT	12											
FRAUD	28	4	1		2	1						
AUTO THEFT	3											
FORGERY, COUNTERFEIT.	7											
SEX OFFENSES												
MARIHUANA												
NARCOTICS	1											
WEAPONS AND FIREARMS	22	9		1	3	2	3	1				1
ESCAPE	1											
OTHER GENERAL OFFENSES	12	6			2	2	2					
IMMIGRATION LAWS												
LIQUOR, INTERNAL REV.	6	1					1					
SELECTIVE SERVICE ACT												
OTHER SPECIAL OFFENSES (FEDERAL STATUTES)	32	2			1	1		2				2
<b>WEST VIRGINIA NORTHERN TOTAL</b>	<b>44</b>	<b>24</b>	<b>6</b>	<b>10</b>	<b>4</b>	<b>4</b>		<b>2</b>			<b>2</b>	
HOMICIDE												
ROBBERY												
ASSAULT												
BURGLARY												
LARCENY AND THEFT	10	8		5	2	1		1				1
EMBEZZLEMENT	1											
FRAUD	8	4	2		1	1						
AUTO THEFT	3	1										
FORGERY, COUNTERFEIT.	1	1										
SEX OFFENSES												
MARIHUANA	7	2			1	1						
NARCOTICS												
WEAPONS AND FIREARMS	3	1		1				1				1
ESCAPE	8	7	4	3								
OTHER GENERAL OFFENSES												
IMMIGRATION LAWS												
LIQUOR, INTERNAL REV.												
SELECTIVE SERVICE ACT												
OTHER SPECIAL OFFENSES (FEDERAL STATUTES)	3											
<b>WEST VIRGINIA SOUTHERN TOTAL</b>	<b>117</b>	<b>51</b>	<b>13</b>	<b>9</b>	<b>10</b>	<b>14</b>	<b>5</b>	<b>13</b>		<b>2</b>	<b>1</b>	<b>10</b>
HOMICIDE												
ROBBERY	2	1						1				
ASSAULT	1	1										
BURGLARY												
LARCENY AND THEFT	12	7	1	2	2	2		1				1
EMBEZZLEMENT	4							2				2
FRAUD	23	4	1	1	3			2				4
AUTO THEFT	16	4	1		1			1				
FORGERY, COUNTERFEIT.	3	2	2									
SEX OFFENSES												
MARIHUANA	2											
NARCOTICS	9	8	1					2				1
WEAPONS AND FIREARMS	18	12	1	4	4	3		2			1	1
ESCAPE	8	6	4	2				2				
OTHER GENERAL OFFENSES	2	2	1									
IMMIGRATION LAWS												
LIQUOR, INTERNAL REV.												
SELECTIVE SERVICE ACT												
OTHER SPECIAL OFFENSES (FEDERAL STATUTES)	17	1	1					1				1

**TABLE 2**  
**UNITED STATES DISTRICT COURTS**  
**TYPE AND LENGTH OF SENTENCES FOR CONVICTED DEFENDANTS BY OFFENSE**  
**TWELVE MONTH PERIOD ENDED JUNE 30, 1982**

TOTAL	TERMS OF PROBATION					PROBATION W/O SUPERVISION SUSPENDED SENTENCE	FINE ONLY			DISTRICT AND OFFENSE	
	12 MOS. AND UNDER	13-24 MOS.	25-48 MOS.	49 MOS. AND OVER	TOTAL		LESS THAN \$1,000	\$1,000-9,999	\$10,000 AND OVER		
<b>106</b>	<b>9</b>	<b>15</b>	<b>77</b>	<b>5</b>		<b>2</b>	<b>5</b>	<b>4</b>	<b>1</b>		<b>VIRGINIA WESTERN TOTAL</b>
1			1								HOMICIDE
											ROBBERY
											ASSAULT
											BURGLARY
13	1		2	10							LARCENY AND THEFT
12	2			10							EMBEZZLEMENT
24	1	3	18	2							FRAUD
3			3								AUTO THEFT
7			7								FORGERY, COUNTERFEIT.
											SEX OFFENSES
1		1									MARIHUANA
12				11	1						NARCOTICS
1		1									WEAPONS AND FIREARMS
3	1	1	1			1	2	2			ESCAPE
											OTHER GENERAL OFFENSES
5			3	2							IMMIGRATION LAWS
											LIQUOR, INTERNAL REV.
24	4	7	13			1	3	2	1		SELECTIVE SERVICE ACT
											OTHER SPECIAL OFFENSES (FEDERAL STATUTES)
<b>16</b>		<b>2</b>	<b>11</b>	<b>3</b>			<b>2</b>	<b>2</b>			<b>WEST VIRGINIA NORTHERN TOTAL</b>
											HOMICIDE
											ROBBERY
											ASSAULT
											BURGLARY
1			1								LARCENY AND THEFT
1			1								EMBEZZLEMENT
4		1	1	2							FRAUD
2			2								AUTO THEFT
											FORGERY, COUNTERFEIT.
											SEX OFFENSES
5		1	3	1							MARIHUANA
											NARCOTICS
2			2								WEAPONS AND FIREARMS
											ESCAPE
											OTHER GENERAL OFFENSES
											IMMIGRATION LAWS
											LIQUOR, INTERNAL REV.
											SELECTIVE SERVICE ACT
1			1								OTHER SPECIAL OFFENSES (FEDERAL STATUTES)
<b>52</b>	<b>10</b>	<b>7</b>	<b>14</b>	<b>21</b>		<b>1</b>					<b>WEST VIRGINIA SOUTHERN TOTAL</b>
											HOMICIDE
											ROBBERY
											ASSAULT
											BURGLARY
5		1	2	2							LARCENY AND THEFT
3			1	2							EMBEZZLEMENT
13		1	6	6		1					FRAUD
8			2	6							AUTO THEFT
1			1								FORGERY, COUNTERFEIT.
											SEX OFFENSES
2	1			1							MARIHUANA
1	1										NARCOTICS
4			1	3							WEAPONS AND FIREARMS
											ESCAPE
											OTHER GENERAL OFFENSES
											IMMIGRATION LAWS
											LIQUOR, INTERNAL REV.
											SELECTIVE SERVICE ACT
15	8	5	1	1							OTHER SPECIAL OFFENSES (FEDERAL STATUTES)

**TABLE 2**  
**UNITED STATES DISTRICT COURTS**  
**TYPE AND LENGTH OF SENTENCES FOR CONVICTED DEFENDANTS BY OFFENSE**  
**TWELVE MONTH PERIOD ENDED JUNE 30, 1982**

DISTRICT AND OFFENSE	TOTAL	TERMS OF IMPRISONMENT						PROBATION TERMS OF SPLIT SENTENCES				
		TOTAL	12 MOS. AND UNDER	13-24 MOS.	25-36 MOS.	37-60 MOS.	61 MOS. AND OVER	TOTAL	12 MOS. AND UNDER	13-24 MOS.	25-48 MOS.	49 MOS. AND OVER
<b>LOUISIANA EASTERN TOTAL</b>	<b>324</b>	<b>191</b>	<b>23</b>	<b>21</b>	<b>38</b>	<b>70</b>	<b>39</b>	<b>33</b>	<b>-</b>	<b>3</b>	<b>17</b>	<b>13</b>
HOMICIDE	1	1	-	-	-	-	1	-	-	-	-	-
ROBBERY	10	10	-	-	1	-	8	-	-	-	-	-
ASSAULT	2	1	-	1	-	-	-	-	-	-	-	-
BURGLARY	1	1	-	-	-	-	-	-	-	-	-	-
LARCENY AND THEFT	28	9	2	2	4	1	6	-	-	3	3	-
EMBEZZLEMENT	20	5	1	1	-	2	1	1	-	1	-	-
FRAUD	45	8	-	2	3	3	11	-	2	3	3	-
AUTO THEFT	-	-	-	-	-	-	-	-	-	-	-	-
FORGERY, COUNTERFEIT.	20	12	5	1	5	1	3	-	-	1	2	-
SEX OFFENSES	-	-	-	-	-	-	-	-	-	-	-	-
MARIHUANA	64	64	3	2	9	35	15	-	-	-	-	-
NARCOTICS	52	43	1	4	6	20	12	4	-	3	1	-
WEAPONS AND FIREARMS	25	20	1	7	8	4	-	2	-	1	1	-
ESCAPE	1	-	-	-	-	-	-	-	-	-	-	-
OTHER GENERAL OFFENSES	8	5	1	-	2	-	2	-	-	-	-	-
IMMIGRATION LAWS	9	3	3	-	-	-	-	4	-	-	-	-
LIQUOR, INTERNAL REV.	-	-	-	-	-	-	-	-	-	2	2	-
SELECTIVE SERVICE ACT	-	-	-	-	-	-	-	-	-	-	-	-
OTHER SPECIAL OFFENSES (FEDERAL STATUTES)	28	9	6	1	-	2	-	2	-	1	-	1
<b>LOUISIANA MIDDLE TOTAL</b>	<b>46</b>	<b>24</b>	<b>-</b>	<b>3</b>	<b>2</b>	<b>14</b>	<b>5</b>	<b>5</b>	<b>-</b>	<b>1</b>	<b>-</b>	<b>4</b>
HOMICIDE	-	-	-	-	-	-	-	-	-	-	-	-
ROBBERY	1	1	-	-	-	-	1	-	-	-	-	-
ASSAULT	-	-	-	-	-	-	-	-	-	-	-	-
BURGLARY	1	-	-	-	-	-	-	-	-	-	-	-
LARCENY AND THEFT	3	-	-	-	-	-	1	-	-	-	1	-
EMBEZZLEMENT	7	1	-	-	-	1	-	-	-	-	-	-
FRAUD	7	5	-	1	1	3	-	-	-	-	-	-
AUTO THEFT	-	-	-	-	-	-	-	-	-	-	-	-
FORGERY, COUNTERFEIT.	1	-	-	-	-	-	-	-	-	-	-	-
SEX OFFENSES	-	-	-	-	-	-	-	-	-	-	-	-
MARIHUANA	-	-	-	-	-	-	-	-	-	-	-	-
NARCOTICS	18	14	-	1	1	8	4	4	-	1	-	3
WEAPONS AND FIREARMS	4	2	-	1	-	1	-	-	-	-	-	-
ESCAPE	1	1	-	-	-	1	-	-	-	-	-	-
OTHER GENERAL OFFENSES	-	-	-	-	-	-	-	-	-	-	-	-
IMMIGRATION LAWS	-	-	-	-	-	-	-	-	-	-	-	-
LIQUOR, INTERNAL REV.	-	-	-	-	-	-	-	-	-	-	-	-
SELECTIVE SERVICE ACT	-	-	-	-	-	-	-	-	-	-	-	-
OTHER SPECIAL OFFENSES (FEDERAL STATUTES)	3	-	-	-	-	-	-	-	-	-	-	-
<b>LOUISIANA WESTERN TOTAL</b>	<b>152</b>	<b>45</b>	<b>9</b>	<b>7</b>	<b>12</b>	<b>8</b>	<b>9</b>	<b>9</b>	<b>-</b>	<b>1</b>	<b>1</b>	<b>7</b>
HOMICIDE	-	-	-	-	-	-	-	-	-	-	-	-
ROBBERY	1	1	-	-	-	-	1	-	-	-	-	-
ASSAULT	2	1	-	-	1	-	-	-	-	-	-	-
BURGLARY	-	-	-	-	-	-	-	-	-	-	-	-
LARCENY AND THEFT	28	10	1	2	4	1	2	3	-	1	-	2
EMBEZZLEMENT	21	-	-	-	-	-	-	-	-	-	-	-
FRAUD	24	7	-	1	3	1	2	4	-	-	1	3
AUTO THEFT	1	-	-	-	-	-	-	-	-	-	-	-
FORGERY, COUNTERFEIT.	7	1	-	-	-	1	-	-	-	-	-	-
SEX OFFENSES	-	-	-	-	-	-	-	-	-	-	-	-
MARIHUANA	13	7	3	3	1	-	1	1	-	-	-	1
NARCOTICS	13	10	4	-	1	4	1	-	-	-	-	-
WEAPONS AND FIREARMS	13	3	1	1	1	-	1	-	-	-	-	1
ESCAPE	2	2	-	-	1	-	1	-	-	-	-	-
OTHER GENERAL OFFENSES	4	3	-	-	-	1	2	-	-	-	-	-
IMMIGRATION LAWS	-	-	-	-	-	-	-	-	-	-	-	-
LIQUOR, INTERNAL REV.	-	-	-	-	-	-	-	-	-	-	-	-
SELECTIVE SERVICE ACT	-	-	-	-	-	-	-	-	-	-	-	-
OTHER SPECIAL OFFENSES (FEDERAL STATUTES)	23	-	-	-	-	-	-	-	-	-	-	-

**TABLE 2**  
**UNITED STATES DISTRICT COURTS**  
**TYPE AND LENGTH OF SENTENCES FOR CONVICTED DEFENDANTS BY OFFENSE**  
**TWELVE MONTH PERIOD ENDED JUNE 30, 1982**

TOTAL	TERMS OF PROBATION				PROBATION W/O SUPERVISION SUSPENDED SENTENCE	FINE ONLY			DISTRICT AND OFFENSE	
	12 MOS. AND UNDER	13-24 MOS.	25-48 MOS.	49 MOS. AND OVER		TOTAL	LESS THAN \$1,000	\$1,000-9,999		\$10,000 AND OVER
<b>91</b>	<b>7</b>	<b>11</b>	<b>45</b>	<b>28</b>	<b>5</b>	<b>4</b>	<b>3</b>	<b>1</b>	<b>LOUISIANA EASTERN TOTAL</b>	
-	-	-	-	-	-	-	-	-	HOMICIDE	
1	-	1	-	-	-	-	-	-	ROBBERY	
12	-	3	8	1	-	-	-	-	ASSAULT	
14	1	3	5	5	-	1	1	-	BURGLARY	
24	-	2	12	10	-	-	-	-	LARCENY AND THEFT	
5	-	-	5	-	1	1	-	1	EMBEZZLEMENT	
-	-	-	-	-	-	-	-	-	FRAUD	
-	-	-	-	-	-	-	-	-	AUTO THEFT	
14	-	-	5	9	-	-	-	-	FORGERY, COUNTERFEIT.	
3	-	-	3	-	-	1	1	-	SEX OFFENSES	
1	-	1	-	-	-	-	-	-	MARIHUANA	
1	-	-	-	-	-	-	-	-	NARCOTICS	
1	-	-	-	-	-	-	-	-	WEAPONS AND FIREARMS	
1	-	-	-	1	-	-	-	-	ESCAPE	
1	-	-	-	1	-	-	-	-	OTHER GENERAL OFFENSES	
15	6	1	7	1	1	1	-	-	IMMIGRATION LAWS	
-	-	-	-	-	-	-	-	-	LIQUOR, INTERNAL REV.	
-	-	-	-	-	-	-	-	-	SELECTIVE SERVICE ACT	
-	-	-	-	-	-	-	-	-	OTHER SPECIAL OFFENSES (FEDERAL STATUTES)	
<b>16</b>	<b>1</b>	<b>3</b>	<b>6</b>	<b>6</b>	<b>-</b>	<b>1</b>	<b>-</b>	<b>1</b>	<b>LOUISIANA MIDDLE TOTAL</b>	
-	-	-	-	-	-	-	-	-	HOMICIDE	
1	-	-	-	1	-	-	-	-	ROBBERY	
2	-	-	-	2	-	-	-	-	ASSAULT	
6	-	2	3	2	-	-	-	-	BURGLARY	
2	-	-	1	1	-	-	-	-	LARCENY AND THEFT	
1	-	-	-	1	-	-	-	-	EMBEZZLEMENT	
-	-	-	-	-	-	-	-	-	FRAUD	
-	-	-	-	-	-	-	-	-	AUTO THEFT	
-	-	-	-	-	-	-	-	-	FORGERY, COUNTERFEIT.	
-	-	-	-	-	-	-	-	-	SEX OFFENSES	
2	-	1	1	-	-	-	-	-	MARIHUANA	
-	-	-	-	-	-	-	-	-	NARCOTICS	
-	-	-	-	-	-	-	-	-	WEAPONS AND FIREARMS	
-	-	-	-	-	-	-	-	-	ESCAPE	
-	-	-	-	-	-	-	-	-	OTHER GENERAL OFFENSES	
-	-	-	-	-	-	-	-	-	IMMIGRATION LAWS	
-	-	-	-	-	-	-	-	-	LIQUOR, INTERNAL REV.	
2	1	-	1	-	-	-	-	-	SELECTIVE SERVICE ACT	
-	-	-	-	-	-	-	-	-	OTHER SPECIAL OFFENSES (FEDERAL STATUTES)	
<b>79</b>	<b>11</b>	<b>17</b>	<b>20</b>	<b>31</b>	<b>4</b>	<b>15</b>	<b>14</b>	<b>1</b>	<b>LOUISIANA WESTERN TOTAL</b>	
-	-	-	-	-	-	-	-	-	HOMICIDE	
1	-	-	-	1	-	-	-	-	ROBBERY	
15	3	4	3	5	-	-	-	-	ASSAULT	
20	3	3	3	11	-	-	-	-	BURGLARY	
12	1	2	2	7	1	-	-	-	LARCENY AND THEFT	
1	-	-	1	2	-	-	-	-	EMBEZZLEMENT	
6	-	1	3	2	-	1	1	-	FRAUD	
-	-	-	-	-	-	-	-	-	AUTO THEFT	
5	-	-	2	3	-	-	-	-	FORGERY, COUNTERFEIT.	
2	-	2	2	3	-	-	-	-	SEX OFFENSES	
9	-	2	6	1	1	-	-	-	MARIHUANA	
1	-	-	-	1	-	-	-	-	NARCOTICS	
-	-	-	-	-	-	-	-	-	WEAPONS AND FIREARMS	
-	-	-	-	-	-	-	-	-	ESCAPE	
-	-	-	-	-	-	-	-	-	OTHER GENERAL OFFENSES	
-	-	-	-	-	-	-	-	-	IMMIGRATION LAWS	
-	-	-	-	-	-	-	-	-	LIQUOR, INTERNAL REV.	
7	4	3	-	-	2	14	13	1	SELECTIVE SERVICE ACT	
-	-	-	-	-	-	-	-	-	OTHER SPECIAL OFFENSES (FEDERAL STATUTES)	

**TABLE 2  
UNITED STATES DISTRICT COURTS  
TYPE AND LENGTH OF SENTENCES FOR CONVICTED DEFENDANTS BY OFFENSE  
TWELVE MONTH PERIOD ENDED JUNE 30, 1982**

DISTRICT AND OFFENSE	TOTAL	TERMS OF IMPRISONMENT						PROBATION TERMS OF SPLIT SENTENCES				
		TOTAL	12 MOS. AND UNDER	13-24 MOS.	25-36 MOS.	37-60 MOS.	61 MOS. AND OVER	TOTAL	12 MOS. AND UNDER	13-24 MOS.	25-48 MOS.	49 MOS. AND OVER
<b>MISSISSIPPI NORTHERN TOTAL</b>	<b>77</b>	<b>30</b>	<b>1</b>	<b>2</b>	<b>6</b>	<b>8</b>	<b>13</b>	<b>12</b>			<b>11</b>	<b>1</b>
HOMICIDE	-	-	-	-	-	-	-	-	-	-	-	-
ROBBERY	6	6	-	-	-	-	6	-	-	-	-	-
ASSAULT	-	-	-	-	-	-	-	-	-	-	-	-
BURGLARY	-	-	-	-	-	-	-	-	-	-	-	-
LARCENY AND THEFT	5	5	-	-	1	3	1	-	-	-	-	-
EMBEZZLEMENT	5	-	-	-	-	-	-	-	-	-	-	-
FRAUD	10	-	-	-	-	-	-	4	-	-	3	1
AUTO THEFT	6	6	-	-	3	3	-	-	-	-	-	-
FORGERY, COUNTERFEIT.	6	3	-	1	1	-	1	1	-	-	1	-
SEX OFFENSES	-	-	-	-	-	-	-	-	-	-	-	-
MARIHUANA	-	-	-	-	-	-	-	-	-	-	-	-
NARCOTICS	6	6	-	1	1	-	4	-	-	-	-	-
WEAPONS AND FIREARMS	9	2	-	-	-	1	1	3	-	-	3	-
ESCAPE	-	-	-	-	-	-	-	-	-	-	-	-
OTHER GENERAL OFFENSES	1	-	-	-	-	-	-	-	-	-	-	-
IMMIGRATION LAWS	-	-	-	-	-	-	-	-	-	-	-	-
LIQUOR, INTERNAL REV.	-	-	-	-	-	-	-	-	-	-	-	-
SELECTIVE SERVICE ACT	-	-	-	-	-	-	-	-	-	-	-	-
OTHER SPECIAL OFFENSES (FEDERAL STATUTES)	23	2	1	-	-	1	-	4	-	-	4	-
<b>MISSISSIPPI SOUTHERN TOTAL</b>	<b>92</b>	<b>50</b>	<b>6</b>	<b>13</b>	<b>8</b>	<b>6</b>	<b>17</b>	<b>13</b>	<b>1</b>	<b>3</b>	<b>4</b>	<b>5</b>
HOMICIDE	2	1	-	-	1	-	-	1	-	-	1	-
ROBBERY	5	5	-	-	-	-	5	-	-	-	-	-
ASSAULT	1	-	-	-	-	-	-	-	-	-	-	-
BURGLARY	-	-	-	-	-	-	-	-	-	-	-	-
LARCENY AND THEFT	11	9	1	4	-	1	3	-	-	-	-	-
EMBEZZLEMENT	2	-	-	-	-	-	-	1	-	-	-	1
FRAUD	28	10	3	5	1	1	-	7	1	-	3	3
AUTO THEFT	1	1	-	-	-	-	1	-	-	-	-	-
FORGERY, COUNTERFEIT.	8	6	1	1	3	-	1	-	-	-	-	-
SEX OFFENSES	7	-	-	-	-	-	-	-	-	-	-	-
MARIHUANA	7	1	-	-	-	-	1	3	-	3	-	-
NARCOTICS	5	3	1	1	-	1	-	-	-	-	-	-
WEAPONS AND FIREARMS	11	7	-	1	3	3	-	1	-	-	-	1
ESCAPE	-	-	-	-	-	-	-	-	-	-	-	-
OTHER GENERAL OFFENSES	8	7	-	1	-	-	6	-	-	-	-	-
IMMIGRATION LAWS	1	-	-	-	-	-	-	-	-	-	-	-
LIQUOR, INTERNAL REV.	-	-	-	-	-	-	-	-	-	-	-	-
SELECTIVE SERVICE ACT	-	-	-	-	-	-	-	-	-	-	-	-
OTHER SPECIAL OFFENSES (FEDERAL STATUTES)	2	-	-	-	-	-	-	-	-	-	-	-
<b>TEXAS NORTHERN TOTAL</b>	<b>561</b>	<b>322</b>	<b>47</b>	<b>64</b>	<b>53</b>	<b>76</b>	<b>82</b>	<b>64</b>	<b>1</b>	<b>19</b>	<b>41</b>	<b>3</b>
HOMICIDE	1	1	-	-	-	-	1	-	-	-	-	-
ROBBERY	14	12	-	1	-	-	11	-	-	-	-	-
ASSAULT	2	1	-	-	-	-	1	-	-	-	-	-
BURGLARY	1	1	-	-	-	1	-	-	-	-	-	-
LARCENY AND THEFT	36	17	-	1	8	5	3	4	-	-	4	-
EMBEZZLEMENT	34	8	-	5	1	2	-	12	-	4	8	-
FRAUD	108	66	13	15	15	18	5	13	1	4	6	2
AUTO THEFT	14	11	-	-	1	5	5	-	-	-	-	-
FORGERY, COUNTERFEIT.	74	31	-	8	6	9	8	11	-	2	8	1
SEX OFFENSES	-	-	-	-	-	-	-	-	-	-	-	-
MARIHUANA	25	21	6	3	2	6	4	-	-	-	-	-
NARCOTICS	73	64	2	4	7	9	42	4	-	2	2	-
WEAPONS AND FIREARMS	43	22	2	9	4	6	1	5	-	-	5	-
ESCAPE	28	25	20	3	-	2	-	-	-	-	-	-
OTHER GENERAL OFFENSES	17	5	-	-	1	4	-	1	-	1	-	-
IMMIGRATION LAWS	22	14	-	6	2	5	1	5	-	1	4	-
LIQUOR, INTERNAL REV.	-	-	-	-	-	-	-	-	-	-	-	-
SELECTIVE SERVICE ACT	-	-	-	-	-	-	-	-	-	-	-	-
OTHER SPECIAL OFFENSES (FEDERAL STATUTES)	69	23	4	9	6	4	-	9	-	5	4	-

**TABLE 2  
UNITED STATES DISTRICT COURTS  
TYPE AND LENGTH OF SENTENCES FOR CONVICTED DEFENDANTS BY OFFENSE  
TWELVE MONTH PERIOD ENDED JUNE 30, 1982**

TOTAL	TERMS OF PROBATION				PROBATION W/O SUPERVISION SUSPENDED SENTENCE	FINE ONLY			DISTRICT AND OFFENSE	
	12 MOS. AND UNDER	13-24 MOS.	25-48 MOS.	49 MOS. AND OVER		TOTAL	LESS THAN \$1,000	\$1,000-9,999		\$10,000 AND OVER
<b>32</b>	<b>3</b>	<b>1</b>	<b>22</b>	<b>6</b>	<b>1</b>	<b>2</b>	<b>2</b>	<b>-</b>	<b>MISSISSIPPI NORTHERN TOTAL</b>	
-	-	-	-	-	-	-	-	-	HOMICIDE	
-	-	-	-	-	-	-	-	-	ROBBERY	
-	-	-	-	-	-	-	-	-	ASSAULT	
-	-	-	-	-	-	-	-	-	BURGLARY	
5	-	-	5	-	-	-	-	-	LARCENY AND THEFT	
6	-	-	5	1	-	-	-	-	EMBEZZLEMENT	
1	-	-	-	-	-	-	-	-	FRAUD	
1	-	-	1	-	1	-	-	-	AUTO THEFT	
-	-	-	-	-	-	-	-	-	FORGERY, COUNTERFEIT.	
-	-	-	-	-	-	-	-	-	SEX OFFENSES	
4	-	-	3	1	-	-	-	-	MARIHUANA	
-	-	-	-	-	-	-	-	-	NARCOTICS	
-	-	-	-	-	-	-	-	-	WEAPONS AND FIREARMS	
-	-	-	-	-	-	-	-	-	ESCAPE	
1	-	-	-	-	-	1	-	-	OTHER GENERAL OFFENSES	
-	-	-	-	-	-	-	-	-	IMMIGRATION LAWS	
-	-	-	-	-	-	-	-	-	LIQUOR, INTERNAL REV.	
16	3	1	8	4	-	1	1	-	SELECTIVE SERVICE ACT	
-	-	-	-	-	-	-	-	-	OTHER SPECIAL OFFENSES (FEDERAL STATUTES)	
<b>26</b>	<b>2</b>	<b>4</b>	<b>6</b>	<b>14</b>	<b>1</b>	<b>2</b>	<b>2</b>	<b>-</b>	<b>MISSISSIPPI SOUTHERN TOTAL</b>	
-	-	-	-	-	-	-	-	-	HOMICIDE	
-	-	-	-	-	-	-	-	-	ROBBERY	
-	-	-	-	-	-	-	-	-	ASSAULT	
2	-	-	1	1	-	-	-	-	BURGLARY	
1	-	-	-	-	-	-	-	-	LARCENY AND THEFT	
11	2	4	2	3	-	-	-	-	EMBEZZLEMENT	
2	-	-	-	-	-	-	-	-	FRAUD	
2	-	-	-	2	-	-	-	-	AUTO THEFT	
1	-	-	-	-	-	-	-	-	FORGERY, COUNTERFEIT.	
1	-	-	-	-	-	-	-	-	SEX OFFENSES	
2	-	-	-	2	-	-	-	-	MARIHUANA	
3	-	-	1	2	-	-	-	-	NARCOTICS	
1	-	-	-	2	-	-	-	-	WEAPONS AND FIREARMS	
1	-	-	-	1	-	-	-	-	ESCAPE	
1	-	-	-	1	-	-	-	-	OTHER GENERAL OFFENSES	
-	-	-	-	-	-	-	-	-	IMMIGRATION LAWS	
-	-	-	-	-	-	-	-	-	LIQUOR, INTERNAL REV.	
2	-	-	2	-	-	-	-	-	SELECTIVE SERVICE ACT	
-	-	-	-	-	-	-	-	-	OTHER SPECIAL OFFENSES (FEDERAL STATUTES)	
<b>159</b>	<b>21</b>	<b>43</b>	<b>79</b>	<b>16</b>	<b>-</b>	<b>16</b>	<b>11</b>	<b>5</b>	<b>TEXAS NORTHERN TOTAL</b>	
-	-	-	-	-	-	-	-	-	HOMICIDE	
2	-	-	2	-	-	-	-	-	ROBBERY	
-	-	-	-	-	-	-	-	-	ASSAULT	
15	2	1	9	3	-	-	-	-	BURGLARY	
14	-	3	10	1	-	-	-	-	LARCENY AND THEFT	
28	5	8	12	3	-	-	-	-	EMBEZZLEMENT	
3	-	-	3	-	-	-	-	-	FRAUD	
32	-	6	24	2	-	-	-	-	AUTO THEFT	
-	-	-	-	-	-	-	-	-	FORGERY, COUNTERFEIT.	
4	1	1	-	-	-	-	-	-	SEX OFFENSES	
5	-	-	3	2	-	-	-	-	MARIHUANA	
15	1	5	9	1	-	-	-	-	NARCOTICS	
3	2	1	9	1	-	-	-	-	WEAPONS AND FIREARMS	
4	1	2	1	-	-	-	-	-	ESCAPE	
3	1	1	1	-	-	-	-	-	OTHER GENERAL OFFENSES	
-	-	-	-	-	-	-	-	-	IMMIGRATION LAWS	
-	-	-	-	-	-	-	-	-	LIQUOR, INTERNAL REV.	
30	8	15	5	2	-	7	5	2	SELECTIVE SERVICE ACT	
-	-	-	-	-	-	-	-	-	OTHER SPECIAL OFFENSES (FEDERAL STATUTES)	

**TABLE 2  
UNITED STATES DISTRICT COURTS  
TYPE AND LENGTH OF SENTENCES FOR CONVICTED DEFENDANTS BY OFFENSE  
TWELVE MONTH PERIOD ENDED JUNE 30, 1982**

DISTRICT AND OFFENSE	TOTAL	TERMS OF IMPRISONMENT						PROBATION TERMS OF SPLIT SENTENCES				
		TOTAL	12 MOS. AND UNDER	13-24 MOS.	25-36 MOS.	37-60 MOS.	61 MOS. AND OVER	TOTAL	12 MOS. AND UNDER	13-24 MOS.	25-48 MOS.	49 MOS. AND OVER
<b>TEXAS EASTERN TOTAL</b>	<b>151</b>	<b>51</b>	<b>8</b>	<b>14</b>	<b>13</b>	<b>9</b>	<b>7</b>	<b>14</b>	<b>1</b>	<b>2</b>	<b>9</b>	<b>2</b>
HOMICIDE	-	-	-	-	-	-	-	-	-	-	-	-
ROBBERY	2	2	-	-	-	-	2	-	-	-	-	-
ASSAULT	1	1	1	-	-	-	-	-	-	-	-	-
BURGLARY	-	-	-	-	-	-	-	-	-	-	-	-
LARCENY AND THEFT	10	4	-	2	2	-	-	1	-	-	-	1
EMBEZZLEMENT	16	-	-	-	-	-	-	3	-	-	3	-
FRAUD	26	7	-	-	1	4	2	4	1	1	2	-
AUTO THEFT	6	4	-	1	2	1	-	-	-	-	-	-
FORGERY, COUNTERFEIT, SEX OFFENSES	17	7	1	3	2	1	-	1	-	-	-	1
MARIHUANA	1	1	-	-	-	-	1	-	-	-	-	-
NARCOTICS	3	3	-	1	1	1	-	-	-	-	-	-
WEAPONS AND FIREARMS	13	5	-	3	2	-	-	2	-	-	2	-
ESCAPE	12	8	6	1	1	-	-	-	-	-	-	-
OTHER GENERAL OFFENSES	19	6	-	2	1	1	2	2	-	1	1	-
IMMIGRATION LAWS	2	-	-	-	-	-	-	-	-	-	-	-
LIQUOR, INTERNAL REV. SELECTIVE SERVICE ACT	-	-	-	-	-	-	-	-	-	-	-	-
OTHER SPECIAL OFFENSES (FEDERAL STATUTES)	23	3	-	1	1	1	-	1	-	-	1	-
<b>TEXAS SOUTHERN TOTAL</b>	<b>1,776</b>	<b>390</b>	<b>49</b>	<b>78</b>	<b>85</b>	<b>131</b>	<b>46</b>	<b>207</b>	<b>2</b>	<b>4</b>	<b>74</b>	<b>127</b>
HOMICIDE	1	-	-	-	-	-	1	-	1	-	-	-
ROBBERY	1	-	-	-	-	-	1	-	-	-	-	-
ASSAULT	7	4	2	2	-	-	-	-	-	-	-	-
BURGLARY	1	-	-	-	-	-	1	-	-	1	-	-
LARCENY AND THEFT	37	10	3	1	3	3	2	-	-	1	1	1
EMBEZZLEMENT	23	3	-	1	-	1	4	1	-	2	1	-
FRAUD	204	24	4	5	4	10	10	-	-	4	6	-
AUTO THEFT	8	5	1	1	-	3	-	-	-	-	-	-
FORGERY, COUNTERFEIT, SEX OFFENSES	28	14	2	3	5	1	3	1	-	-	1	-
MARIHUANA	230	100	5	9	22	51	13	27	-	-	13	14
NARCOTICS	125	64	2	5	15	20	22	15	-	2	13	-
WEAPONS AND FIREARMS	70	27	1	9	5	9	3	5	1	4	-	-
ESCAPE	31	20	4	5	2	8	6	-	-	1	5	-
OTHER GENERAL OFFENSES	24	7	1	1	1	3	1	-	-	-	-	-
IMMIGRATION LAWS	895	100	21	33	25	21	-	131	1	2	43	85
LIQUOR, INTERNAL REV. SELECTIVE SERVICE ACT	-	-	-	-	-	-	-	-	-	-	-	-
OTHER SPECIAL OFFENSES (FEDERAL STATUTES)	91	11	3	3	4	-	1	4	-	-	3	1
<b>TEXAS WESTERN TOTAL</b>	<b>691</b>	<b>316</b>	<b>45</b>	<b>48</b>	<b>51</b>	<b>102</b>	<b>70</b>	<b>72</b>	<b>3</b>	<b>7</b>	<b>9</b>	<b>53</b>
HOMICIDE	1	1	-	-	-	-	1	-	-	-	-	-
ROBBERY	12	12	-	-	-	1	11	-	-	-	-	-
ASSAULT	12	6	-	-	2	1	3	2	1	1	-	-
BURGLARY	2	1	-	-	1	-	-	-	-	-	-	-
LARCENY AND THEFT	37	19	-	4	5	8	2	1	-	-	-	1
EMBEZZLEMENT	30	7	-	1	1	5	-	2	1	-	-	1
FRAUD	52	12	2	3	-	5	2	7	-	-	1	6
AUTO THEFT	4	3	-	-	1	2	-	-	-	-	-	-
FORGERY, COUNTERFEIT, SEX OFFENSES	21	12	-	2	2	2	6	1	1	-	-	-
MARIHUANA	48	30	2	3	4	17	4	6	-	-	-	6
NARCOTICS	122	83	4	8	10	32	29	9	-	3	3	3
WEAPONS AND FIREARMS	34	18	4	4	5	4	1	-	-	-	-	-
ESCAPE	18	14	1	1	4	8	1	3	-	1	-	2
OTHER GENERAL OFFENSES	29	8	1	-	-	5	2	1	-	1	-	-
IMMIGRATION LAWS	203	77	29	19	11	11	7	35	-	1	4	30
LIQUOR, INTERNAL REV. SELECTIVE SERVICE ACT	-	-	-	-	-	-	-	-	-	-	-	-
OTHER SPECIAL OFFENSES (FEDERAL STATUTES)	66	13	3	3	5	1	1	5	-	-	1	4

**TABLE 2  
UNITED STATES DISTRICT COURTS  
TYPE AND LENGTH OF SENTENCES FOR CONVICTED DEFENDANTS BY OFFENSE  
TWELVE MONTH PERIOD ENDED JUNE 30, 1982**

DISTRICT AND OFFENSE	TERMS OF PROBATION					PROBATION W/O SUPERVISION SUSPENDED SENTENCE	FINE ONLY			
	TOTAL	12 MOS. AND UNDER	13-24 MOS.	25-48 MOS.	49 MOS. AND OVER		TOTAL	LESS THAN \$1,000	\$1,000-9,999	\$10,000 AND OVER
<b>TEXAS EASTERN TOTAL</b>	<b>78</b>	<b>5</b>	<b>7</b>	<b>39</b>	<b>27</b>	<b>-</b>	<b>8</b>	<b>6</b>	<b>-</b>	<b>2</b>
HOMICIDE	-	-	-	-	-	-	-	-	-	-
ROBBERY	-	-	-	-	-	-	-	-	-	-
ASSAULT	-	-	-	-	-	-	-	-	-	-
BURGLARY	5	-	-	5	-	-	-	-	-	-
LARCENY AND THEFT	13	1	1	6	5	-	-	-	-	-
EMBEZZLEMENT	15	-	2	8	5	-	-	-	-	-
FRAUD	2	-	-	-	2	-	-	-	-	-
AUTO THEFT	9	-	-	5	4	-	-	-	-	-
FORGERY, COUNTERFEIT, SEX OFFENSES	-	-	-	-	-	-	-	-	-	-
MARIHUANA	-	-	-	-	-	-	-	-	-	-
NARCOTICS	6	-	2	2	2	-	-	-	-	-
WEAPONS AND FIREARMS	4	-	-	1	3	-	-	-	-	-
ESCAPE	9	-	2	5	2	-	2	2	-	-
OTHER GENERAL OFFENSES	2	-	-	2	-	-	-	-	-	-
IMMIGRATION LAWS	-	-	-	-	-	-	-	-	-	-
LIQUOR, INTERNAL REV. SELECTIVE SERVICE ACT	-	-	-	-	-	-	-	-	-	-
OTHER SPECIAL OFFENSES (FEDERAL STATUTES)	13	4	-	5	4	-	6	4	-	2
<b>TEXAS SOUTHERN TOTAL</b>	<b>740</b>	<b>83</b>	<b>119</b>	<b>308</b>	<b>230</b>	<b>413</b>	<b>26</b>	<b>21</b>	<b>5</b>	<b>-</b>
HOMICIDE	-	-	-	-	-	-	-	-	-	-
ROBBERY	-	-	-	-	-	-	-	-	-	-
ASSAULT	3	1	-	1	1	-	-	-	-	-
BURGLARY	-	-	-	-	-	-	-	-	-	-
LARCENY AND THEFT	18	3	2	8	5	7	-	-	-	-
EMBEZZLEMENT	16	-	2	7	7	-	-	-	-	-
FRAUD	90	11	20	38	21	76	4	2	2	-
AUTO THEFT	3	-	-	1	2	-	-	-	-	-
FORGERY, COUNTERFEIT, SEX OFFENSES	11	-	2	2	7	2	-	-	-	-
MARIHUANA	90	7	15	25	43	12	1	1	-	-
NARCOTICS	39	7	4	10	18	5	2	1	1	-
WEAPONS AND FIREARMS	35	1	4	18	12	3	-	-	-	-
ESCAPE	7	2	1	2	2	2	-	-	-	-
OTHER GENERAL OFFENSES	3	-	-	2	3	1	9	9	-	-
IMMIGRATION LAWS	370	36	64	168	102	291	3	3	-	-
LIQUOR, INTERNAL REV. SELECTIVE SERVICE ACT	-	-	-	-	-	-	-	-	-	-
OTHER SPECIAL OFFENSES (FEDERAL STATUTES)	55	15	5	28	7	14	7	5	2	-
<b>TEXAS WESTERN TOTAL</b>	<b>241</b>	<b>10</b>	<b>24</b>	<b>75</b>	<b>132</b>	<b>30</b>	<b>32</b>	<b>31</b>	<b>-</b>	<b>1</b>
HOMICIDE	-	-	-	-	-	-	-	-	-	-
ROBBERY	-	-	-	-	-	-	-	-	-	-
ASSAULT	4	1	1	-	2	-	-	-	-	-
BURGLARY	1	-	-	-	1	-	-	-	-	-
LARCENY AND THEFT	16	-	2	6	8	-	1	1	-	-
EMBEZZLEMENT	21	1	2	4	14	-	-	-	-	-
FRAUD	30	1	3	17	9	1	2	2	-	-
AUTO THEFT	1	-	-	-	1	-	-	-	-	-
FORGERY, COUNTERFEIT, SEX OFFENSES	8	-	1	-	7	-	-	-	-	-
MARIHUANA	12	-	-	-	12	-	-	-	-	-
NARCOTICS	28	1	3	7	17	1	1	1	-	-
WEAPONS AND FIREARMS	14	1	2	1	10	1	1	1	-	-
ESCAPE	4	-	-	1	-	-	-	-	-	-
OTHER GENERAL OFFENSES	1	-	2	-	2	-	16	16	-	-
IMMIGRATION LAWS	67	3	2	29	33	24	-	-	-	-
LIQUOR, INTERNAL REV. SELECTIVE SERVICE ACT	-	-	-	-	-	-	-	-	-	-
OTHER SPECIAL OFFENSES (FEDERAL STATUTES)	34	2	6	10	16	3	11	10	-	1



**TABLE 2  
UNITED STATES DISTRICT COURTS  
TYPE AND LENGTH OF SENTENCES FOR CONVICTED DEFENDANTS BY OFFENSE  
TWELVE MONTH PERIOD ENDED JUNE 30, 1982**

DISTRICT AND OFFENSE	TOTAL	TERMS OF IMPRISONMENT						PROBATION TERMS OF SPLIT SENTENCES				
		TOTAL	12 MOS. AND UNDER	13-24 MOS.	25-36 MOS.	37-60 MOS.	61 MOS. AND OVER	TOTAL	12 MOS. AND UNDER	13-24 MOS.	25-48 MOS.	49 MOS. AND OVER
<b>CANAL ZONE TOTAL</b>	<b>2</b>	<b>1</b>	<b>1</b>	<b>-</b>	<b>-</b>	<b>-</b>	<b>-</b>	<b>-</b>	<b>-</b>	<b>-</b>	<b>-</b>	<b>-</b>
HOMICIDE	1	1	1	-	-	-	-	-	-	-	-	-
ROBBERY	-	-	-	-	-	-	-	-	-	-	-	-
ASSAULT	-	-	-	-	-	-	-	-	-	-	-	-
BURGLARY	-	-	-	-	-	-	-	-	-	-	-	-
LARCENY AND THEFT	1	-	-	-	-	-	-	-	-	-	-	-
EMBEZZLEMENT	-	-	-	-	-	-	-	-	-	-	-	-
FRAUD	-	-	-	-	-	-	-	-	-	-	-	-
AUTO THEFT	-	-	-	-	-	-	-	-	-	-	-	-
FORGERY, COUNTERFEIT.	-	-	-	-	-	-	-	-	-	-	-	-
SEX OFFENSES	-	-	-	-	-	-	-	-	-	-	-	-
MARIHUANA	-	-	-	-	-	-	-	-	-	-	-	-
NARCOTICS	-	-	-	-	-	-	-	-	-	-	-	-
WEAPONS AND FIREARMS	-	-	-	-	-	-	-	-	-	-	-	-
ESCAPE	-	-	-	-	-	-	-	-	-	-	-	-
OTHER GENERAL OFFENSES	-	-	-	-	-	-	-	-	-	-	-	-
IMMIGRATION LAWS	-	-	-	-	-	-	-	-	-	-	-	-
LIQUOR, INTERNAL REV.	-	-	-	-	-	-	-	-	-	-	-	-
SELECTIVE SERVICE ACT	-	-	-	-	-	-	-	-	-	-	-	-
OTHER SPECIAL OFFENSES (FEDERAL STATUTES)	-	-	-	-	-	-	-	-	-	-	-	-
<b>KENTUCKY EASTERN TOTAL</b>	<b>223</b>	<b>141</b>	<b>23</b>	<b>19</b>	<b>30</b>	<b>42</b>	<b>27</b>	<b>34</b>	<b>1</b>	<b>4</b>	<b>3</b>	<b>26</b>
HOMICIDE	-	-	-	-	-	-	-	-	-	-	-	-
ROBBERY	15	15	-	-	-	1	14	-	-	-	-	-
ASSAULT	-	-	-	-	-	-	-	-	-	-	-	-
BURGLARY	9	7	1	-	6	6	1	-	-	-	-	1
LARCENY AND THEFT	17	11	-	1	3	4	3	-	-	-	-	-
EMBEZZLEMENT	13	5	1	2	1	1	3	-	-	1	1	1
FRAUD	30	14	2	2	5	5	5	-	1	1	4	-
AUTO THEFT	3	1	-	-	-	-	-	-	-	1	1	-
FORGERY, COUNTERFEIT.	17	15	2	3	5	4	2	-	1	-	1	-
SEX OFFENSES	-	-	-	-	-	-	-	-	-	-	-	-
MARIHUANA	18	15	2	-	8	5	2	-	-	1	1	-
NARCOTICS	8	7	1	1	2	1	2	-	-	-	-	-
WEAPONS AND FIREARMS	18	12	2	3	3	2	3	-	-	-	3	-
ESCAPE	10	8	2	1	2	3	1	-	-	-	1	-
OTHER GENERAL OFFENSES	23	15	5	3	-	5	7	-	-	-	7	-
IMMIGRATION LAWS	-	-	-	-	-	-	-	-	-	-	-	-
LIQUOR, INTERNAL REV.	1	-	-	-	-	-	-	-	-	-	-	-
SELECTIVE SERVICE ACT	-	-	-	-	-	-	-	-	-	-	-	-
OTHER SPECIAL OFFENSES (FEDERAL STATUTES)	41	16	5	2	1	5	3	8	1	-	-	7
<b>KENTUCKY WESTERN TOTAL</b>	<b>402</b>	<b>130</b>	<b>26</b>	<b>25</b>	<b>13</b>	<b>33</b>	<b>33</b>	<b>28</b>	<b>2</b>	<b>15</b>	<b>7</b>	<b>4</b>
HOMICIDE	-	-	-	-	-	-	-	-	-	-	-	-
ROBBERY	23	23	-	2	-	1	20	-	-	-	-	-
ASSAULT	2	-	-	-	-	-	-	-	-	-	-	-
BURGLARY	5	5	-	1	-	3	1	-	-	-	-	-
LARCENY AND THEFT	149	20	5	4	1	8	2	-	1	1	-	-
EMBEZZLEMENT	35	7	1	3	2	1	4	-	3	-	1	-
FRAUD	45	11	1	4	3	3	7	-	5	1	1	-
AUTO THEFT	10	6	1	1	1	1	2	3	-	2	1	-
FORGERY, COUNTERFEIT.	19	11	2	2	-	7	-	-	-	-	-	-
SEX OFFENSES	-	-	-	-	-	-	-	-	-	-	-	-
MARIHUANA	30	10	4	3	2	1	3	-	3	-	-	-
NARCOTICS	4	4	1	-	-	2	1	-	-	-	-	-
WEAPONS AND FIREARMS	24	15	1	2	2	3	7	1	-	1	-	-
ESCAPE	10	10	9	-	1	-	-	-	-	-	-	-
OTHER GENERAL OFFENSES	24	7	1	2	1	3	-	4	1	2	-	1
IMMIGRATION LAWS	2	1	-	1	-	-	-	-	-	-	-	-
LIQUOR, INTERNAL REV.	-	-	-	-	-	-	-	-	-	-	-	-
SELECTIVE SERVICE ACT	-	-	-	-	-	-	-	-	-	-	-	-
OTHER SPECIAL OFFENSES (FEDERAL STATUTES)	20	-	-	-	-	-	-	4	-	-	4	-

**TABLE 2  
UNITED STATES DISTRICT COURTS  
TYPE AND LENGTH OF SENTENCES FOR CONVICTED DEFENDANTS BY OFFENSE  
TWELVE MONTH PERIOD ENDED JUNE 30, 1982**

DISTRICT AND OFFENSE	TOTAL	TERMS OF PROBATION					PROBATION W/O SUPERVISION SUSPENDED SENTENCE	FINE ONLY				
		12 MOS. AND UNDER	13-24 MOS.	25-48 MOS.	49 MOS. AND OVER	TOTAL		LESS THAN \$1,000	\$1,000-9,999	\$10,000 AND OVER		
<b>CANAL ZONE TOTAL</b>	<b>1</b>	<b>1</b>	<b>-</b>	<b>-</b>	<b>-</b>	<b>-</b>	<b>-</b>	<b>-</b>	<b>-</b>	<b>-</b>	<b>-</b>	<b>-</b>
HOMICIDE	-	-	-	-	-	-	-	-	-	-	-	-
ROBBERY	-	-	-	-	-	-	-	-	-	-	-	-
ASSAULT	-	-	-	-	-	-	-	-	-	-	-	-
BURGLARY	-	-	-	-	-	-	-	-	-	-	-	-
LARCENY AND THEFT	1	-	-	-	-	-	-	-	-	-	-	-
EMBEZZLEMENT	-	-	-	-	-	-	-	-	-	-	-	-
FRAUD	-	-	-	-	-	-	-	-	-	-	-	-
AUTO THEFT	-	-	-	-	-	-	-	-	-	-	-	-
FORGERY, COUNTERFEIT.	-	-	-	-	-	-	-	-	-	-	-	-
SEX OFFENSES	-	-	-	-	-	-	-	-	-	-	-	-
MARIHUANA	-	-	-	-	-	-	-	-	-	-	-	-
NARCOTICS	-	-	-	-	-	-	-	-	-	-	-	-
WEAPONS AND FIREARMS	-	-	-	-	-	-	-	-	-	-	-	-
ESCAPE	-	-	-	-	-	-	-	-	-	-	-	-
OTHER GENERAL OFFENSES	-	-	-	-	-	-	-	-	-	-	-	-
IMMIGRATION LAWS	-	-	-	-	-	-	-	-	-	-	-	-
LIQUOR, INTERNAL REV.	-	-	-	-	-	-	-	-	-	-	-	-
SELECTIVE SERVICE ACT	-	-	-	-	-	-	-	-	-	-	-	-
OTHER SPECIAL OFFENSES (FEDERAL STATUTES)	-	-	-	-	-	-	-	-	-	-	-	-
<b>KENTUCKY EASTERN TOTAL</b>	<b>45</b>	<b>3</b>	<b>5</b>	<b>17</b>	<b>20</b>	<b>-</b>	<b>3</b>	<b>2</b>	<b>1</b>	<b>-</b>	<b>-</b>	<b>-</b>
HOMICIDE	-	-	-	-	-	-	-	-	-	-	-	-
ROBBERY	-	-	-	-	-	-	-	-	-	-	-	-
ASSAULT	-	-	-	-	-	-	-	-	-	-	-	-
BURGLARY	1	-	-	-	-	-	-	-	-	-	-	-
LARCENY AND THEFT	5	-	1	1	3	-	1	-	-	1	-	-
EMBEZZLEMENT	5	-	1	3	1	-	-	-	-	-	-	-
FRAUD	11	1	1	6	3	-	-	-	-	-	-	-
AUTO THEFT	-	-	-	-	-	-	-	-	-	-	-	-
FORGERY, COUNTERFEIT.	-	-	-	-	-	-	-	-	-	-	-	-
SEX OFFENSES	-	-	-	-	-	-	-	-	-	-	-	-
MARIHUANA	1	-	-	-	1	-	-	-	-	-	-	-
NARCOTICS	1	-	-	-	-	-	-	-	-	-	-	-
WEAPONS AND FIREARMS	3	1	-	2	-	-	-	-	-	-	-	-
ESCAPE	1	-	-	-	1	-	-	-	-	-	-	-
OTHER GENERAL OFFENSES	1	-	-	-	1	-	-	-	-	-	-	-
IMMIGRATION LAWS	-	-	-	-	-	-	-	-	-	-	-	-
LIQUOR, INTERNAL REV.	-	-	-	-	-	-	-	-	-	-	-	-
SELECTIVE SERVICE ACT	1	-	-	1	-	-	-	-	-	-	-	-
OTHER SPECIAL OFFENSES (FEDERAL STATUTES)	15	1	2	4	8	-	2	2	-	-	-	-
<b>KENTUCKY WESTERN TOTAL</b>	<b>170</b>	<b>106</b>	<b>39</b>	<b>12</b>	<b>13</b>	<b>32</b>	<b>42</b>	<b>40</b>	<b>1</b>	<b>1</b>	<b>-</b>	<b>-</b>
HOMICIDE	-	-	-	-	-	-	-	-	-	-	-	-
ROBBERY	-	-	-	-	-	-	-	-	-	-	-	-
ASSAULT	1	1	-	-	-	-	1	-	-	-	-	-
BURGLARY	-	-	-	-	-	-	-	-	-	-	-	-
LARCENY AND THEFT	91	77	8	3	3	3	20	16	16	-	-	-
EMBEZZLEMENT	15	8	3	3	1	-	8	1	1	-	-	-
FRAUD	22	3	12	2	5	-	5	5	-	-	-	-
AUTO THEFT	1	-	-	1	-	-	-	-	-	-	-	-
FORGERY, COUNTERFEIT.	8	4	4	-	-	-	-	-	-	-	-	-
SEX OFFENSES	-	-	-	-	-	-	-	-	-	-	-	-
MARIHUANA	9	3	5	-	1	-	8	8	-	-	-	-
NARCOTICS	-	-	-	-	-	-	-	-	-	-	-	-
WEAPONS AND FIREARMS	7	1	2	3	1	-	1	-	-	-	-	-
ESCAPE	-	-	-	-	-	-	-	-	-	-	-	-
OTHER GENERAL OFFENSES	8	5	1	-	2	-	2	3	3	-	-	-
IMMIGRATION LAWS	-	-	-	-	-	-	-	-	-	-	-	-
LIQUOR, INTERNAL REV.	-	-	-	-	-	-	-	-	-	-	-	-
SELECTIVE SERVICE ACT	-	-	-	-	-	-	-	-	-	-	-	-
OTHER SPECIAL OFFENSES (FEDERAL STATUTES)	8	4	4	-	-	-	8	7	-	-	-	-

**TABLE 2  
UNITED STATES DISTRICT COURTS  
TYPE AND LENGTH OF SENTENCES FOR CONVICTED DEFENDANTS BY OFFENSE  
TWELVE MONTH PERIOD ENDED JUNE 30, 1982**

DISTRICT AND OFFENSE	TOTAL	TERMS OF IMPRISONMENT					PROBATION TERMS OF SPLIT SENTENCES					
		TOTAL	12 MOS. AND UNDER	13-24 MOS.	25-36 MOS.	37-60 MOS.	61 MOS. AND OVER	TOTAL	12 MOS. AND UNDER	13-24 MOS.	25-48 MOS.	49 MOS. AND OVER
<b>MICHIGAN EASTERN TOTAL</b>	<b>530</b>	<b>289</b>	<b>80</b>	<b>65</b>	<b>51</b>	<b>50</b>	<b>43</b>	<b>70</b>	<b>3</b>	<b>28</b>	<b>32</b>	<b>7</b>
HOMICIDE	-	-	-	-	-	-	-	-	-	-	-	-
ROBBERY	13	12	-	-	-	-	-	-	-	-	-	-
ASSAULT	3	5	1	-	-	-	2	10	-	-	-	-
BURGLARY	1	-	-	-	-	-	2	2	-	-	1	-
LARCENY AND THEFT	32	17	10	2	2	3	-	-	-	-	-	-
EMBEZZLEMENT	33	8	5	-	2	1	-	-	-	5	3	-
FRAUD	133	48	17	14	11	6	-	7	-	3	3	1
AUTO THEFT	10	8	1	3	2	2	-	18	-	8	7	3
FORGERY, COUNTERFEIT.	29	11	3	3	2	2	-	2	-	2	-	-
SEX OFFENSES	1	1	1	-	2	1	-	6	-	3	3	-
MARIHUANA	12	5	2	1	1	1	-	-	-	-	-	-
NARCOTICS	151	119	25	30	20	24	20	8	-	2	6	-
WEAPONS AND FIREARMS	29	18	2	6	4	2	4	8	-	2	6	-
ESCAPE	5	5	4	1	-	-	-	8	-	5	17	2
OTHER GENERAL OFFENSES	37	20	3	2	4	5	6	7	3	-	2	2
IMMIGRATION LAWS	19	9	6	2	1	-	-	1	-	-	-	1
LIQUOR, INTERNAL REV.	-	-	-	-	-	-	-	-	-	-	-	-
SELECTIVE SERVICE ACT	-	-	-	-	-	-	-	-	-	-	-	-
OTHER SPECIAL OFFENSES (FEDERAL STATUTES)	17	3	-	1	2	-	-	4	-	2	2	-
<b>MICHIGAN WESTERN TOTAL</b>	<b>147</b>	<b>39</b>	<b>10</b>	<b>8</b>	<b>4</b>	<b>10</b>	<b>7</b>	<b>21</b>	<b>-</b>	<b>11</b>	<b>10</b>	<b>-</b>
HOMICIDE	-	-	-	-	-	-	-	-	-	-	-	-
ROBBERY	4	4	-	-	-	-	-	-	-	-	-	-
ASSAULT	1	1	-	-	-	-	4	-	-	-	-	-
BURGLARY	1	-	-	-	-	-	-	-	-	-	-	-
LARCENY AND THEFT	10	4	-	2	-	2	-	1	-	-	-	-
EMBEZZLEMENT	27	1	-	-	-	-	-	-	-	-	1	-
FRAUD	49	12	4	2	2	3	1	3	-	-	3	-
AUTO THEFT	1	1	-	-	-	-	-	7	-	5	2	-
FORGERY, COUNTERFEIT.	7	2	-	-	-	1	-	-	-	-	-	-
SEX OFFENSES	-	-	-	-	1	-	-	-	-	-	-	-
MARIHUANA	16	6	2	3	1	-	-	2	-	-	2	-
NARCOTICS	9	2	1	-	-	-	-	5	-	4	1	-
WEAPONS AND FIREARMS	5	2	1	-	-	-	1	5	-	-	-	-
ESCAPE	3	2	2	-	-	-	-	1	-	-	1	-
OTHER GENERAL OFFENSES	-	-	-	-	-	-	-	-	-	-	-	-
IMMIGRATION LAWS	2	-	-	-	-	-	-	-	-	2	-	-
LIQUOR, INTERNAL REV.	-	-	-	-	-	-	-	-	-	-	-	-
SELECTIVE SERVICE ACT	-	-	-	-	-	-	-	-	-	-	-	-
OTHER SPECIAL OFFENSES (FEDERAL STATUTES)	13	2	1	-	-	1	-	-	-	-	-	-
<b>OHIO NORTHERN TOTAL</b>	<b>297</b>	<b>137</b>	<b>9</b>	<b>29</b>	<b>28</b>	<b>26</b>	<b>45</b>	<b>33</b>	<b>2</b>	<b>7</b>	<b>15</b>	<b>9</b>
HOMICIDE	-	-	-	-	-	-	-	-	-	-	-	-
ROBBERY	51	51	2	-	1	-	-	-	-	-	-	-
ASSAULT	-	-	-	-	-	-	10	38	-	-	-	-
BURGLARY	1	-	-	-	-	-	-	-	-	-	-	-
LARCENY AND THEFT	49	19	-	3	9	4	3	5	-	-	-	2
EMBEZZLEMENT	26	5	2	-	2	1	-	-	-	4	-	-
FRAUD	53	14	-	7	5	2	-	3	-	-	-	3
AUTO THEFT	1	-	-	-	-	-	-	6	-	1	4	1
FORGERY, COUNTERFEIT.	39	15	1	6	3	-	2	8	1	2	4	-
SEX OFFENSES	-	-	-	-	-	-	-	-	-	-	4	1
MARIHUANA	5	1	-	-	-	-	-	-	-	-	-	-
NARCOTICS	10	7	-	-	1	-	-	-	-	-	-	-
WEAPONS AND FIREARMS	30	13	2	5	1	-	1	2	-	2	-	-
ESCAPE	-	-	2	7	1	3	-	4	1	-	-	-
OTHER GENERAL OFFENSES	6	4	1	1	1	-	1	1	-	-	1	2
IMMIGRATION LAWS	1	1	1	-	-	-	-	-	-	-	1	-
LIQUOR, INTERNAL REV.	-	-	-	-	-	-	-	-	-	-	-	-
SELECTIVE SERVICE ACT	-	-	-	-	-	-	-	-	-	-	-	-
OTHER SPECIAL OFFENSES (FEDERAL STATUTES)	25	7	-	-	4	3	-	3	-	2	1	-

**TABLE 2  
UNITED STATES DISTRICT COURTS  
TYPE AND LENGTH OF SENTENCES FOR CONVICTED DEFENDANTS BY OFFENSE  
TWELVE MONTH PERIOD ENDED JUNE 30, 1982**

DISTRICT AND OFFENSE	TERMS OF PROBATION					PROBATION W/O SUPERVISION SUSPENDED SENTENCE	FINE ONLY			
	TOTAL	12 MOS. AND UNDER	13-24 MOS.	25-48 MOS.	49 MOS. AND OVER		TOTAL	LESS THAN \$1,000	\$1,000-9,999	\$10,000 AND OVER
<b>MICHIGAN EASTERN TOTAL</b>	<b>152</b>	<b>15</b>	<b>49</b>	<b>80</b>	<b>8</b>	<b>9</b>	<b>10</b>	<b>5</b>	<b>5</b>	<b>-</b>
HOMICIDE	-	-	-	-	-	-	-	-	-	-
ROBBERY	-	-	-	-	-	-	-	-	-	-
ASSAULT	2	2	-	-	-	1	-	-	-	-
BURGLARY	1	-	1	-	-	-	-	-	-	-
LARCENY AND THEFT	7	1	-	6	-	-	-	-	-	-
EMBEZZLEMENT	18	2	4	11	1	-	-	-	-	-
FRAUD	60	4	22	32	2	-	7	2	5	-
AUTO THEFT	12	1	5	6	-	-	-	-	-	-
FORGERY, COUNTERFEIT.	7	1	2	4	-	-	-	-	-	-
SEX OFFENSES	24	-	5	17	2	-	-	-	-	-
MARIHUANA	3	-	1	1	1	-	-	-	-	-
NARCOTICS	9	1	5	1	2	-	1	1	-	-
WEAPONS AND FIREARMS	2	1	1	-	-	-	-	-	-	-
ESCAPE	7	-	-	-	-	7	-	-	-	-
OTHER GENERAL OFFENSES	-	-	-	-	-	-	-	-	-	-
IMMIGRATION LAWS	-	-	-	-	-	-	-	-	-	-
LIQUOR, INTERNAL REV.	-	-	-	-	-	-	-	-	-	-
SELECTIVE SERVICE ACT	-	-	-	-	-	-	-	-	-	-
OTHER SPECIAL OFFENSES (FEDERAL STATUTES)	7	2	3	2	-	1	2	2	-	-
<b>MICHIGAN WESTERN TOTAL</b>	<b>80</b>	<b>14</b>	<b>27</b>	<b>28</b>	<b>11</b>	<b>-</b>	<b>7</b>	<b>7</b>	<b>-</b>	<b>-</b>
HOMICIDE	-	-	-	-	-	-	-	-	-	-
ROBBERY	-	-	-	-	-	-	-	-	-	-
ASSAULT	-	-	-	-	-	-	-	-	-	-
BURGLARY	-	-	-	-	-	-	-	-	-	-
LARCENY AND THEFT	5	1	1	3	-	-	-	-	-	-
EMBEZZLEMENT	22	6	5	6	5	-	1	1	-	-
FRAUD	28	4	11	9	4	-	2	2	-	-
AUTO THEFT	5	1	1	3	-	-	-	-	-	-
FORGERY, COUNTERFEIT.	8	-	5	3	-	-	-	-	-	-
SEX OFFENSES	2	-	1	-	-	-	-	-	-	-
MARIHUANA	2	-	-	-	-	-	-	-	-	-
NARCOTICS	1	-	1	1	1	-	-	-	-	-
WEAPONS AND FIREARMS	-	-	-	-	-	-	-	-	-	-
ESCAPE	-	-	-	-	-	-	-	-	-	-
OTHER GENERAL OFFENSES	-	-	-	-	-	-	-	-	-	-
IMMIGRATION LAWS	-	-	-	-	-	-	-	-	-	-
LIQUOR, INTERNAL REV.	-	-	-	-	-	-	-	-	-	-
SELECTIVE SERVICE ACT	-	-	-	-	-	-	-	-	-	-
OTHER SPECIAL OFFENSES (FEDERAL STATUTES)	7	2	2	3	-	-	4	4	-	-
<b>OHIO NORTHERN TOTAL</b>	<b>119</b>	<b>8</b>	<b>33</b>	<b>62</b>	<b>16</b>	<b>-</b>	<b>8</b>	<b>3</b>	<b>-</b>	<b>5</b>
HOMICIDE	-	-	-	-	-	-	-	-	-	-
ROBBERY	-	-	-	-	-	-	-	-	-	-
ASSAULT	-	-	-	-	-	-	-	-	-	-
BURGLARY	-	-	-	-	-	-	-	-	-	-
LARCENY AND THEFT	21	-	8	12	1	-	3	2	-	1
EMBEZZLEMENT	18	-	4	10	4	-	-	-	-	-
FRAUD	33	1	11	17	4	-	-	-	-	-
AUTO THEFT	1	-	-	1	-	-	-	-	-	-
FORGERY, COUNTERFEIT.	16	1	2	11	2	-	-	-	-	-
SEX OFFENSES	4	4	-	-	-	-	-	-	-	-
MARIHUANA	1	-	-	1	-	-	-	-	-	-
NARCOTICS	13	1	3	9	-	-	-	-	-	-
WEAPONS AND FIREARMS	1	-	-	-	-	-	-	-	-	-
ESCAPE	-	-	-	-	-	-	-	-	-	-
OTHER GENERAL OFFENSES	-	-	-	-	-	-	-	-	-	-
IMMIGRATION LAWS	-	-	-	-	-	-	-	-	-	-
LIQUOR, INTERNAL REV.	-	-	-	-	-	-	-	-	-	-
SELECTIVE SERVICE ACT	-	-	-	-	-	-	-	-	-	-
OTHER SPECIAL OFFENSES (FEDERAL STATUTES)	11	1	5	1	4	-	4	-	-	4

**TABLE 2  
UNITED STATES DISTRICT COURTS  
TYPE AND LENGTH OF SENTENCES FOR CONVICTED DEFENDANTS BY OFFENSE  
TWELVE MONTH PERIOD ENDED JUNE 30, 1982**

DISTRICT AND OFFENSE	TOTAL	TERMS OF IMPRISONMENT						PROBATION TERMS OF SPLIT SENTENCES				
		TOTAL	12 MOS. AND UNDER	13-24 MOS.	25-36 MOS.	37-60 MOS.	61 MOS. AND OVER	TOTAL	12 MOS. AND UNDER	13-24 MOS.	25-48 MOS.	49 MOS. AND OVER
<b>OHIO SOUTHERN TOTAL</b>	<b>262</b>	<b>118</b>	<b>19</b>	<b>17</b>	<b>19</b>	<b>21</b>	<b>42</b>	<b>41</b>	<b>2</b>	<b>8</b>	<b>31</b>	<b>-</b>
HOMICIDE	-	-	-	-	-	-	-	-	-	-	-	-
ROBBERY	25	25	-	-	-	2	23	-	-	-	-	-
ASSAULT	2	-	-	-	-	-	-	2	-	-	-	-
BURGLARY	-	-	-	-	-	-	-	-	-	2	-	-
LARCENY AND THEFT	26	12	2	2	4	3	1	4	-	2	2	-
EMBEZZLEMENT	38	9	4	2	2	1	-	8	-	1	7	-
FRAUD	79	25	6	6	2	6	5	17	2	2	13	-
AUTO THEFT	12	5	-	2	-	1	2	-	-	-	-	-
FORGERY, COUNTERFEIT, SEX OFFENSES	17	8	-	-	5	1	1	4	-	1	3	-
MARIHUANA	1	-	-	-	-	-	-	-	-	-	-	-
NARCOTICS	17	16	-	-	2	4	10	-	-	-	-	-
WEAPONS AND FIREARMS	14	5	1	3	-	1	-	1	-	-	1	-
ESCAPE	7	6	3	1	1	1	-	-	-	-	-	-
OTHER GENERAL OFFENSES	5	2	2	-	-	-	-	-	-	-	-	-
IMMIGRATION LAWS	1	1	1	-	-	-	-	-	-	-	-	-
LIQUOR, INTERNAL REV.	-	-	-	-	-	-	-	-	-	-	-	-
SELECTIVE SERVICE ACT	-	-	-	-	-	-	-	-	-	-	-	-
OTHER SPECIAL OFFENSES (FEDERAL STATUTES)	18	4	-	1	2	1	-	5	-	2	3	-
<b>TENNESSEE EASTERN TOTAL</b>	<b>213</b>	<b>107</b>	<b>20</b>	<b>23</b>	<b>11</b>	<b>32</b>	<b>21</b>	<b>19</b>	<b>1</b>	<b>4</b>	<b>10</b>	<b>4</b>
HOMICIDE	2	2	-	-	-	-	2	-	-	-	-	-
ROBBERY	13	12	-	-	-	1	11	-	-	-	-	-
ASSAULT	2	2	-	1	-	-	1	-	-	-	-	-
BURGLARY	-	-	-	-	-	-	-	-	-	-	-	-
LARCENY AND THEFT	33	14	1	6	1	6	-	2	-	1	1	-
EMBEZZLEMENT	16	9	4	1	2	3	-	3	-	3	-	-
FRAUD	22	7	5	1	1	-	3	1	-	1	1	-
AUTO THEFT	24	22	2	6	-	13	1	2	-	-	1	1
FORGERY, COUNTERFEIT, SEX OFFENSES	19	11	2	2	3	4	1	1	-	-	1	-
MARIHUANA	1	1	-	-	-	-	1	-	-	-	-	-
NARCOTICS	-	-	-	-	-	-	-	-	-	-	-	-
WEAPONS AND FIREARMS	23	15	2	3	2	4	4	3	-	1	2	-
ESCAPE	2	2	2	-	-	-	-	-	-	-	-	-
OTHER GENERAL OFFENSES	21	5	-	2	2	-	1	2	-	-	2	-
IMMIGRATION LAWS	-	-	-	-	-	-	-	-	-	-	-	-
LIQUOR, INTERNAL REV.	-	-	-	-	-	-	-	-	-	-	-	-
SELECTIVE SERVICE ACT	-	-	-	-	-	-	-	-	-	-	-	-
OTHER SPECIAL OFFENSES (FEDERAL STATUTES)	35	5	2	2	-	1	-	3	-	-	2	1
<b>TENNESSEE MIDDLE TOTAL</b>	<b>325</b>	<b>57</b>	<b>11</b>	<b>15</b>	<b>13</b>	<b>14</b>	<b>4</b>	<b>38</b>	<b>3</b>	<b>11</b>	<b>19</b>	<b>5</b>
HOMICIDE	-	-	-	-	-	-	-	-	-	-	-	-
ROBBERY	-	-	-	-	-	-	-	-	-	-	-	-
ASSAULT	2	1	-	-	-	-	-	-	-	-	-	-
BURGLARY	-	-	-	-	-	-	1	-	-	-	-	-
LARCENY AND THEFT	16	6	-	2	4	-	-	2	-	-	2	-
EMBEZZLEMENT	19	1	1	-	-	-	-	5	1	2	2	-
FRAUD	36	7	1	3	2	1	-	10	1	4	3	2
AUTO THEFT	9	5	1	-	2	1	1	1	-	-	1	-
FORGERY, COUNTERFEIT, SEX OFFENSES	28	11	1	4	2	3	1	2	1	-	1	-
MARIHUANA	1	-	-	-	-	-	-	-	-	-	-	-
NARCOTICS	15	1	-	1	-	-	-	4	-	-	4	-
WEAPONS AND FIREARMS	6	3	-	-	1	2	-	3	-	1	1	2
ESCAPE	17	9	2	4	-	3	-	4	-	1	2	1
OTHER GENERAL OFFENSES	3	3	3	-	-	-	-	-	-	-	-	-
IMMIGRATION LAWS	80	4	1	1	-	2	-	-	-	-	-	-
LIQUOR, INTERNAL REV.	-	-	-	-	-	-	-	-	-	-	-	-
SELECTIVE SERVICE ACT	2	1	-	-	1	-	-	-	-	-	-	-
OTHER SPECIAL OFFENSES (FEDERAL STATUTES)	91	5	1	-	1	2	1	7	-	4	3	-

**TABLE 2  
UNITED STATES DISTRICT COURTS  
TYPE AND LENGTH OF SENTENCES FOR CONVICTED DEFENDANTS BY OFFENSE  
TWELVE MONTH PERIOD ENDED JUNE 30, 1982**

DISTRICT AND OFFENSE	TERMS OF PROBATION					PROBATION W/D SUPERVISION SUSPENDED SENTENCE	FINE ONLY			DISTRICT AND OFFENSE
	TOTAL	12 MOS. AND UNDER	13-24 MOS.	25-48 MOS.	49 MOS. AND OVER		TOTAL	LESS THAN \$1,000	\$1,000-9,999	
<b>OHIO SOUTHERN TOTAL</b>	<b>95</b>	<b>15</b>	<b>30</b>	<b>36</b>	<b>14</b>	<b>-</b>	<b>8</b>	<b>8</b>	<b>-</b>	<b>-</b>
HOMICIDE	-	-	-	-	-	-	-	-	-	-
ROBBERY	-	-	-	-	-	-	-	-	-	-
ASSAULT	-	-	-	-	-	-	-	-	-	-
BURGLARY	-	-	-	-	-	-	-	-	-	-
LARCENY AND THEFT	10	3	4	3	-	-	-	-	-	-
EMBEZZLEMENT	21	1	6	6	8	-	-	-	-	-
FRAUD	33	5	10	15	3	-	4	4	-	-
AUTO THEFT	7	-	4	2	1	-	-	-	-	-
FORGERY, COUNTERFEIT, SEX OFFENSES	5	-	3	1	1	-	-	-	-	-
MARIHUANA	1	1	-	-	-	-	-	-	-	-
NARCOTICS	1	-	-	1	-	-	-	-	-	-
WEAPONS AND FIREARMS	8	2	-	5	1	-	-	-	-	-
ESCAPE	1	-	-	1	-	-	-	-	-	-
OTHER GENERAL OFFENSES	2	-	1	1	-	-	1	1	-	-
IMMIGRATION LAWS	-	-	-	-	-	-	-	-	-	-
LIQUOR, INTERNAL REV.	-	-	-	-	-	-	-	-	-	-
SELECTIVE SERVICE ACT	-	-	-	-	-	-	-	-	-	-
OTHER SPECIAL OFFENSES (FEDERAL STATUTES)	6	3	2	1	-	-	3	3	-	-
<b>TENNESSEE EASTERN TOTAL</b>	<b>81</b>	<b>12</b>	<b>41</b>	<b>20</b>	<b>8</b>	<b>1</b>	<b>5</b>	<b>5</b>	<b>-</b>	<b>-</b>
HOMICIDE	-	-	-	-	-	-	-	-	-	-
ROBBERY	1	-	-	-	1	-	-	-	-	-
ASSAULT	-	-	-	-	-	-	-	-	-	-
BURGLARY	-	-	-	-	-	-	-	-	-	-
LARCENY AND THEFT	17	1	10	4	2	-	-	-	-	-
EMBEZZLEMENT	4	-	3	1	-	-	-	-	-	-
FRAUD	11	3	5	2	1	1	-	-	-	-
AUTO THEFT	7	-	2	5	-	-	-	-	-	-
FORGERY, COUNTERFEIT, SEX OFFENSES	-	-	-	-	-	-	-	-	-	-
MARIHUANA	-	-	-	-	-	-	-	-	-	-
NARCOTICS	-	-	-	-	-	-	-	-	-	-
WEAPONS AND FIREARMS	5	1	2	-	2	-	-	-	-	-
ESCAPE	-	-	-	-	-	-	-	-	-	-
OTHER GENERAL OFFENSES	13	1	12	-	-	-	1	1	-	-
IMMIGRATION LAWS	-	-	-	-	-	-	-	-	-	-
LIQUOR, INTERNAL REV.	-	-	-	-	-	-	-	-	-	-
SELECTIVE SERVICE ACT	-	-	-	-	-	-	-	-	-	-
OTHER SPECIAL OFFENSES (FEDERAL STATUTES)	23	6	7	8	2	-	4	4	-	-
<b>TENNESSEE MIDDLE TOTAL</b>	<b>194</b>	<b>99</b>	<b>55</b>	<b>28</b>	<b>12</b>	<b>3</b>	<b>33</b>	<b>30</b>	<b>3</b>	<b>-</b>
HOMICIDE	-	-	-	-	-	-	-	-	-	-
ROBBERY	1	1	-	-	-	-	-	-	-	-
ASSAULT	-	-	-	-	-	-	-	-	-	-
BURGLARY	8	-	4	2	2	-	-	-	-	-
LARCENY AND THEFT	13	6	4	1	2	-	-	-	-	-
EMBEZZLEMENT	19	7	5	7	-	-	-	-	-	-
FRAUD	3	-	2	1	-	-	-	-	-	-
AUTO THEFT	15	-	3	8	4	-	-	-	-	-
FORGERY, COUNTERFEIT, SEX OFFENSES	1	-	-	1	-	1	-	-	-	-
MARIHUANA	-	-	-	-	-	-	8	8	-	-
NARCOTICS	3	-	1	-	-	1	-	-	-	-
WEAPONS AND FIREARMS	-	-	-	-	-	-	-	-	-	-
ESCAPE	58	56	1	1	-	-	18	18	-	-
OTHER GENERAL OFFENSES	-	-	-	-	-	-	-	-	-	-
IMMIGRATION LAWS	-	-	-	-	-	-	-	-	-	-
LIQUOR, INTERNAL REV.	1	-	1	-	-	-	-	-	-	-
SELECTIVE SERVICE ACT	-	-	-	-	-	-	-	-	-	-
OTHER SPECIAL OFFENSES (FEDERAL STATUTES)	72	29	34	7	2	-	7	4	3	-

**TABLE 2**  
**UNITED STATES DISTRICT COURTS**  
**TYPE AND LENGTH OF SENTENCES FOR CONVICTED DEFENDANTS BY OFFENSE**  
**TWELVE MONTH PERIOD ENDED JUNE 30, 1982**

DISTRICT AND OFFENSE	TOTAL	TERMS OF IMPRISONMENT						PROBATION TERMS OF SPLIT SENTENCES				
		TOTAL	12 MOS. AND UNDER	13-24 MOS.	25-36 MOS.	37-60 MOS.	61 MOS. AND OVER	TOTAL	12 MOS. AND UNDER	13-24 MOS.	25-48 MOS.	49 MOS. AND OVER
<b>TENNESSEE WESTERN TOTAL</b>	<b>433</b>	<b>128</b>	<b>45</b>	<b>21</b>	<b>19</b>	<b>27</b>	<b>16</b>	<b>38</b>	<b>4</b>	<b>25</b>	<b>7</b>	<b>2</b>
HOMICIDE	-	-	-	-	-	-	-	-	-	-	-	-
ROBBERY	3	3	-	1	1	-	1	-	-	-	-	-
ASSAULT	2	1	1	-	-	-	-	-	-	-	-	-
BURGLARY	1	-	-	-	-	-	-	1	-	-	-	1
LARCENY AND THEFT	40	6	3	1	-	2	-	7	-	5	2	-
EMBEZZLEMENT	14	1	1	-	-	-	-	2	-	2	-	-
FRAUD	197	27	17	3	2	4	1	7	2	5	-	-
AUTO THEFT	5	2	2	-	-	-	-	2	-	1	1	-
FORGERY, COUNTERFEIT.	49	23	5	7	8	2	1	5	-	5	-	-
SEX OFFENSES	1	1	1	-	-	-	-	-	-	-	-	-
MARIJUANA	39	21	1	2	4	11	3	8	1	5	2	-
NARCOTICS	19	17	3	3	3	3	3	1	-	-	1	-
WEAPONS AND FIREARMS	16	11	4	2	-	3	2	-	-	-	-	-
ESCAPE	10	5	3	1	-	-	1	4	1	2	-	1
OTHER GENERAL OFFENSES	4	3	-	-	-	-	-	-	-	-	-	-
IMMIGRATION LAWS	1	1	1	-	-	-	-	-	-	-	-	-
LIQUOR, INTERNAL REV.	-	-	-	-	-	-	-	-	-	-	-	-
SELECTIVE SERVICE ACT	-	-	-	-	-	-	-	-	-	-	-	-
OTHER SPECIAL OFFENSES (FEDERAL STATUTES)	32	6	3	1	1	-	1	1	-	-	1	-
<b>ILLINOIS NORTHERN TOTAL</b>	<b>648</b>	<b>228</b>	<b>56</b>	<b>61</b>	<b>35</b>	<b>33</b>	<b>43</b>	<b>78</b>	<b>-</b>	<b>8</b>	<b>22</b>	<b>48</b>
HOMICIDE	-	-	-	-	-	-	-	-	-	-	-	-
ROBBERY	16	13	-	1	3	5	4	-	-	-	-	-
ASSAULT	-	-	-	-	-	-	-	-	-	-	-	-
BURGLARY	2	-	-	-	-	-	-	-	-	-	-	-
LARCENY AND THEFT	116	47	6	17	6	6	12	15	-	4	11	-
EMBEZZLEMENT	61	6	3	2	-	1	-	6	-	-	-	6
FRAUD	201	58	21	17	8	6	6	32	-	5	11	16
AUTO THEFT	6	3	1	-	-	2	-	-	-	-	-	-
FORGERY, COUNTERFEIT.	50	23	8	6	5	3	1	3	-	1	2	-
SEX OFFENSES	-	-	-	-	-	-	-	-	-	-	-	-
MARIJUANA	3	2	-	-	-	-	2	-	-	-	-	-
NARCOTICS	71	35	6	4	9	6	10	9	-	2	7	-
WEAPONS AND FIREARMS	19	5	3	-	1	1	-	1	-	1	-	-
ESCAPE	1	-	-	-	-	-	-	-	-	-	-	-
OTHER GENERAL OFFENSES	25	15	4	7	1	-	3	4	-	1	1	2
IMMIGRATION LAWS	24	10	2	5	-	1	2	2	-	1	1	-
LIQUOR, INTERNAL REV.	-	-	-	-	-	-	-	-	-	-	-	-
SELECTIVE SERVICE ACT	-	-	-	-	-	-	-	-	-	-	-	-
OTHER SPECIAL OFFENSES (FEDERAL STATUTES)	53	11	2	2	2	2	3	6	-	1	1	4
<b>ILLINOIS CENTRAL TOTAL</b>	<b>177</b>	<b>60</b>	<b>10</b>	<b>5</b>	<b>4</b>	<b>14</b>	<b>27</b>	<b>21</b>	<b>3</b>	<b>4</b>	<b>9</b>	<b>5</b>
HOMICIDE	-	-	-	-	-	-	-	-	-	-	-	-
ROBBERY	10	8	-	-	-	1	7	-	-	-	-	-
ASSAULT	1	-	-	-	-	-	-	-	-	-	-	-
BURGLARY	-	-	-	-	-	-	-	-	-	-	-	-
LARCENY AND THEFT	12	4	-	-	-	2	2	1	-	-	1	-
EMBEZZLEMENT	20	4	-	-	-	1	3	2	-	1	1	-
FRAUD	49	14	3	-	2	5	4	11	2	3	3	3
AUTO THEFT	7	2	1	-	-	-	1	1	-	-	1	-
FORGERY, COUNTERFEIT.	6	2	-	1	-	-	1	-	-	-	-	-
SEX OFFENSES	-	-	-	-	-	-	-	-	-	-	-	-
MARIJUANA	3	2	-	-	-	-	2	-	-	-	-	-
NARCOTICS	15	8	-	1	-	3	4	-	-	-	-	-
WEAPONS AND FIREARMS	5	2	-	-	-	2	-	-	-	-	-	-
ESCAPE	-	-	-	-	-	-	-	-	-	-	-	-
OTHER GENERAL OFFENSES	9	5	3	-	-	-	2	-	-	-	-	-
IMMIGRATION LAWS	22	7	1	3	2	-	1	6	1	-	3	2
LIQUOR, INTERNAL REV.	-	-	-	-	-	-	-	-	-	-	-	-
SELECTIVE SERVICE ACT	-	-	-	-	-	-	-	-	-	-	-	-
OTHER SPECIAL OFFENSES (FEDERAL STATUTES)	18	2	2	-	-	-	-	-	-	-	-	-

**TABLE 2**  
**UNITED STATES DISTRICT COURTS**  
**TYPE AND LENGTH OF SENTENCES FOR CONVICTED DEFENDANTS BY OFFENSE**  
**TWELVE MONTH PERIOD ENDED JUNE 30, 1982**

DISTRICT AND OFFENSE	TERMS OF PROBATION					PROBATION W/O SUPERVISION SUSPENDED SENTENCE	FINE ONLY			
	TOTAL	12 MOS. AND UNDER	13-24 MOS.	25-48 MOS.	49 MOS. AND OVER		TOTAL	LESS THAN \$1,000	\$1,000-9,999	\$16,000 AND OVER
<b>TENNESSEE WESTERN TOTAL</b>	<b>238</b>	<b>41</b>	<b>115</b>	<b>77</b>	<b>5</b>	<b>15</b>	<b>14</b>	<b>11</b>	<b>1</b>	<b>2</b>
HOMICIDE	-	-	-	-	-	-	-	-	-	-
ROBBERY	-	-	-	-	-	1	-	-	-	-
ASSAULT	-	-	-	-	-	-	-	-	-	-
BURGLARY	26	7	12	7	-	1	-	-	-	-
LARCENY AND THEFT	11	-	5	5	-	-	-	-	-	-
EMBEZZLEMENT	151	29	77	42	3	9	3	3	-	-
FRAUD	1	-	-	-	-	-	-	-	-	-
AUTO THEFT	20	1	1	11	-	1	-	-	-	-
FORGERY, COUNTERFEIT.	9	-	4	5	-	-	1	1	-	-
SEX OFFENSES	1	1	-	-	-	-	-	-	-	-
MARIJUANA	5	1	-	3	1	-	-	-	-	-
NARCOTICS	1	-	-	-	-	1	-	-	-	-
WEAPONS AND FIREARMS	1	-	1	-	-	-	-	-	-	-
ESCAPE	-	-	-	-	-	-	-	-	-	-
OTHER GENERAL OFFENSES	-	-	-	-	-	-	-	-	-	-
IMMIGRATION LAWS	-	-	-	-	-	-	-	-	-	-
LIQUOR, INTERNAL REV.	-	-	-	-	-	-	-	-	-	-
SELECTIVE SERVICE ACT	-	-	-	-	-	-	-	-	-	-
OTHER SPECIAL OFFENSES (FEDERAL STATUTES)	13	2	7	3	1	2	10	7	1	2
<b>ILLINOIS NORTHERN TOTAL</b>	<b>327</b>	<b>18</b>	<b>42</b>	<b>142</b>	<b>125</b>	<b>9</b>	<b>6</b>	<b>3</b>	<b>3</b>	<b>-</b>
HOMICIDE	-	-	-	-	-	-	-	-	-	-
ROBBERY	3	-	1	1	1	-	-	-	-	-
ASSAULT	2	-	-	1	1	-	-	-	-	-
BURGLARY	54	3	8	25	18	-	-	-	-	-
LARCENY AND THEFT	47	1	6	22	18	2	-	-	-	-
EMBEZZLEMENT	106	7	12	49	38	2	3	1	2	-
FRAUD	3	-	-	-	2	-	-	-	-	-
AUTO THEFT	24	1	1	9	13	-	-	-	-	-
FORGERY, COUNTERFEIT.	1	-	1	-	-	-	-	-	-	-
SEX OFFENSES	26	1	-	9	16	1	-	-	-	-
MARIJUANA	13	-	-	4	9	-	-	-	-	-
NARCOTICS	1	-	-	1	-	-	-	-	-	-
WEAPONS AND FIREARMS	5	-	-	3	2	-	1	1	-	-
ESCAPE	10	2	1	3	4	2	-	-	-	-
OTHER GENERAL OFFENSES	-	-	-	-	-	-	-	-	-	-
IMMIGRATION LAWS	-	-	-	-	-	-	-	-	-	-
LIQUOR, INTERNAL REV.	-	-	-	-	-	-	-	-	-	-
SELECTIVE SERVICE ACT	-	-	-	-	-	-	-	-	-	-
OTHER SPECIAL OFFENSES (FEDERAL STATUTES)	32	3	12	13	4	2	2	1	1	-
<b>ILLINOIS CENTRAL TOTAL</b>	<b>81</b>	<b>20</b>	<b>14</b>	<b>30</b>	<b>17</b>	<b>5</b>	<b>10</b>	<b>10</b>	<b>-</b>	<b>-</b>
HOMICIDE	-	-	-	-	-	-	-	-	-	-
ROBBERY	2	-	-	1	1	-	-	-	-	-
ASSAULT	1	-	-	-	1	-	-	-	-	-
BURGLARY	4	2	1	-	1	-	3	3	-	-
LARCENY AND THEFT	13	2	8	2	1	-	1	1	-	-
EMBEZZLEMENT	19	4	1	10	4	2	3	3	-	-
FRAUD	4	-	-	4	-	-	-	-	-	-
AUTO THEFT	4	1	-	2	1	-	-	-	-	-
FORGERY, COUNTERFEIT.	1	-	-	-	-	-	-	-	-	-
SEX OFFENSES	7	1	2	2	2	-	-	-	-	-
MARIJUANA	3	1	-	1	1	-	-	-	-	-
NARCOTICS	1	-	-	-	-	-	-	-	-	-
WEAPONS AND FIREARMS	4	1	1	-	2	-	-	-	-	-
ESCAPE	9	-	1	6	2	-	-	-	-	-
OTHER GENERAL OFFENSES	-	-	-	-	-	-	-	-	-	-
IMMIGRATION LAWS	-	-	-	-	-	-	-	-	-	-
LIQUOR, INTERNAL REV.	-	-	-	-	-	-	-	-	-	-
SELECTIVE SERVICE ACT	-	-	-	-	-	-	-	-	-	-
OTHER SPECIAL OFFENSES (FEDERAL STATUTES)	10	8	-	2	-	3	3	3	-	-



**TABLE 2**  
**UNITED STATES DISTRICT COURTS**  
**TYPE AND LENGTH OF SENTENCES FOR CONVICTED DEFENDANTS BY OFFENSE**  
**TWELVE MONTH PERIOD ENDED JUNE 30, 1982**

DISTRICT AND OFFENSE	TOTAL	TERMS OF IMPRISONMENT						PROBATION TERMS OF SPLIT SENTENCES				
		TOTAL	12 MOS. AND UNDER	13-24 MOS.	25-36 MOS.	37-60 MOS.	61 MOS. AND OVER	TOTAL	12 MOS. AND UNDER	13-24 MOS.	25-48 MOS.	49 MOS. AND OVER
<b>ILLINOIS SOUTHERN TOTAL</b>	<b>106</b>	<b>59</b>	<b>7</b>	<b>12</b>	<b>10</b>	<b>20</b>	<b>10</b>	<b>12</b>	<b>2</b>	<b>3</b>	<b>-</b>	<b>7</b>
HOMICIDE	-	-	-	-	-	-	-	-	-	-	-	-
ROBBERY	2	2	-	-	-	-	2	-	-	-	-	-
ASSAULT	8	8	1	2	-	-	5	-	-	-	-	-
BURGLARY	-	-	-	-	-	-	-	-	-	-	-	-
LARCENY AND THEFT	14	6	-	1	3	2	-	1	-	-	-	1
EMBEZZLEMENT	1	-	-	-	-	-	-	1	-	-	-	1
FRAUD	8	2	1	-	-	1	-	1	-	-	-	1
AUTO THEFT	3	3	-	1	1	1	-	-	-	-	-	-
FORGERY, COUNTERFEIT.	3	2	-	-	2	-	-	1	1	-	-	-
SEX OFFENSES	2	-	-	-	-	-	-	1	1	-	-	-
MARIHUANA	11	7	-	-	1	5	-	-	-	-	-	-
NARCOTICS	17	9	2	2	2	3	6	-	2	-	-	4
WEAPONS AND FIREARMS	18	10	2	6	-	2	1	1	-	-	-	-
ESCAPE	5	5	1	-	-	4	-	-	-	-	-	-
OTHER GENERAL OFFENSES	5	4	-	-	3	1	-	-	-	-	-	-
IMMIGRATION LAWS	1	1	-	-	-	1	-	-	-	-	-	-
LIQUOR, INTERNAL REV.	1	-	-	-	-	-	-	-	-	-	-	-
SELECTIVE SERVICE ACT	1	-	-	-	-	-	-	-	-	-	-	-
OTHER SPECIAL OFFENSES (FEDERAL STATUTES)	7	-	-	-	-	-	-	-	-	-	-	-
<b>INDIANA NORTHERN TOTAL</b>	<b>125</b>	<b>67</b>	<b>5</b>	<b>7</b>	<b>19</b>	<b>16</b>	<b>20</b>	<b>17</b>	<b>-</b>	<b>2</b>	<b>12</b>	<b>3</b>
HOMICIDE	-	-	-	-	-	-	-	-	-	-	-	-
ROBBERY	8	8	-	-	-	1	7	-	-	-	-	-
ASSAULT	1	-	-	-	-	-	-	-	-	-	-	-
BURGLARY	2	1	-	-	-	-	1	-	-	-	-	-
LARCENY AND THEFT	12	4	-	-	1	2	1	1	1	-	-	-
EMBEZZLEMENT	11	2	1	1	-	-	4	-	-	2	2	-
FRAUD	24	7	1	-	2	2	2	3	1	2	-	-
AUTO THEFT	6	6	-	-	2	4	-	-	-	-	-	-
FORGERY, COUNTERFEIT.	8	4	1	-	1	1	1	1	-	-	-	1
SEX OFFENSES	-	-	-	-	-	-	-	-	-	-	-	-
MARIHUANA	1	1	1	-	-	-	-	-	-	-	-	-
NARCOTICS	22	16	-	1	8	2	5	4	-	-	4	-
WEAPONS AND FIREARMS	11	9	1	3	2	1	2	-	-	-	4	-
ESCAPE	3	3	-	-	1	1	2	-	-	-	-	-
OTHER GENERAL OFFENSES	11	4	-	1	1	2	1	3	-	-	3	-
IMMIGRATION LAWS	-	-	-	-	-	-	-	-	-	-	-	-
LIQUOR, INTERNAL REV.	-	-	-	-	-	-	-	-	-	-	-	-
SELECTIVE SERVICE ACT	-	-	-	-	-	-	-	-	-	-	-	-
OTHER SPECIAL OFFENSES (FEDERAL STATUTES)	5	2	-	1	1	-	-	1	-	-	1	-
<b>INDIANA SOUTHERN TOTAL</b>	<b>192</b>	<b>86</b>	<b>20</b>	<b>17</b>	<b>13</b>	<b>13</b>	<b>23</b>	<b>34</b>	<b>7</b>	<b>7</b>	<b>19</b>	<b>1</b>
HOMICIDE	2	2	-	1	-	-	1	-	-	-	-	-
ROBBERY	16	15	-	-	1	4	10	-	-	-	-	-
ASSAULT	8	5	5	-	-	-	-	1	-	-	-	1
BURGLARY	1	-	-	-	-	-	-	-	-	-	-	-
LARCENY AND THEFT	19	7	1	-	2	-	4	1	-	-	1	-
EMBEZZLEMENT	14	3	3	-	-	-	-	3	1	1	1	-
FRAUD	32	11	3	2	1	1	4	7	4	2	1	-
AUTO THEFT	-	-	-	-	-	-	-	-	-	-	-	-
FORGERY, COUNTERFEIT.	14	5	-	2	1	2	-	2	-	-	2	-
SEX OFFENSES	-	-	-	-	-	-	-	-	-	-	-	-
MARIHUANA	2	1	-	1	-	-	-	1	-	1	-	-
NARCOTICS	40	16	1	4	5	3	3	12	-	-	12	-
WEAPONS AND FIREARMS	6	4	-	3	-	1	-	-	-	-	-	-
ESCAPE	11	10	7	3	-	-	-	1	-	1	-	-
OTHER GENERAL OFFENSES	8	3	-	-	2	-	1	1	-	-	1	-
IMMIGRATION LAWS	1	-	-	-	-	-	-	1	-	1	-	-
LIQUOR, INTERNAL REV.	-	-	-	-	-	-	-	-	-	-	-	-
SELECTIVE SERVICE ACT	-	-	-	-	-	-	-	-	-	-	-	-
OTHER SPECIAL OFFENSES (FEDERAL STATUTES)	18	4	-	1	1	2	-	4	2	1	1	-

**TABLE 2**  
**UNITED STATES DISTRICT COURTS**  
**TYPE AND LENGTH OF SENTENCES FOR CONVICTED DEFENDANTS BY OFFENSE**  
**TWELVE MONTH PERIOD ENDED JUNE 30, 1982**

TOTAL	TERMS OF PROBATION				PROBATION W/O SUPERVISION SUSPENDED SENTENCE	FINE ONLY			DISTRICT AND OFFENSE	
	12 MOS. AND UNDER	13-24 MOS.	25-48 MOS.	49 MOS. AND OVER		TOTAL	LESS THAN \$1,000	\$1,000-\$9,999		\$10,000 AND OVER
<b>30</b>	<b>17</b>	<b>4</b>	<b>3</b>	<b>6</b>	<b>2</b>	<b>3</b>	<b>2</b>	<b>1</b>	<b>-</b>	<b>ILLINOIS SOUTHERN TOTAL</b>
-	-	-	-	-	-	-	-	-	-	HOMICIDE
-	-	-	-	-	-	-	-	-	-	ROBBERY
-	-	-	-	-	-	-	-	-	-	ASSAULT
7	3	2	1	1	-	-	-	-	-	BURGLARY
4	-	-	1	3	-	-	-	-	-	LARCENY AND THEFT
-	-	-	-	-	-	1	-	1	-	EMBEZZLEMENT
-	-	-	-	-	-	-	-	-	-	FRAUD
1	1	-	-	-	-	-	-	-	-	AUTO THEFT
4	3	-	1	-	-	-	-	-	-	FORGERY, COUNTERFEIT.
2	-	-	-	-	-	-	-	-	-	SEX OFFENSES
6	5	1	-	-	2	-	-	-	-	MARIHUANA
1	1	-	-	-	1	-	-	-	-	NARCOTICS
-	-	-	-	-	-	-	-	-	-	WEAPONS AND FIREARMS
-	-	-	-	-	-	-	-	-	-	ESCAPE
-	-	-	-	-	-	-	-	-	-	OTHER GENERAL OFFENSES
-	-	-	-	-	-	-	-	-	-	IMMIGRATION LAWS
5	4	1	-	-	1	1	-	-	-	LIQUOR, INTERNAL REV.
-	-	-	-	-	-	-	-	-	-	SELECTIVE SERVICE ACT
-	-	-	-	-	-	-	-	-	-	OTHER SPECIAL OFFENSES (FEDERAL STATUTES)
<b>37</b>	<b>8</b>	<b>8</b>	<b>17</b>	<b>4</b>	<b>1</b>	<b>3</b>	<b>3</b>	<b>-</b>	<b>-</b>	<b>INDIANA NORTHERN TOTAL</b>
-	-	-	-	-	-	-	-	-	-	HOMICIDE
1	-	-	-	1	-	-	-	-	-	ROBBERY
5	2	1	3	1	1	-	-	-	-	ASSAULT
14	6	3	2	-	-	-	-	-	-	BURGLARY
-	-	1	7	-	-	-	-	-	-	LARCENY AND THEFT
3	-	1	1	1	-	-	-	-	-	EMBEZZLEMENT
-	-	-	-	-	-	-	-	-	-	FRAUD
-	-	-	-	-	-	-	-	-	-	AUTO THEFT
-	-	-	-	-	-	-	-	-	-	FORGERY, COUNTERFEIT.
-	-	-	-	-	-	-	-	-	-	SEX OFFENSES
2	-	-	2	-	-	-	-	-	-	MARIHUANA
2	-	-	1	1	-	-	-	-	-	NARCOTICS
2	-	1	1	-	-	-	-	-	-	WEAPONS AND FIREARMS
-	-	-	-	-	-	-	-	-	-	ESCAPE
-	-	-	-	-	-	2	2	-	-	OTHER GENERAL OFFENSES
-	-	-	-	-	-	-	-	-	-	IMMIGRATION LAWS
1	-	1	-	-	-	-	-	-	-	LIQUOR, INTERNAL REV.
-	-	-	-	-	-	-	-	-	-	SELECTIVE SERVICE ACT
-	-	-	-	-	-	-	-	-	-	OTHER SPECIAL OFFENSES (FEDERAL STATUTES)
<b>64</b>	<b>17</b>	<b>19</b>	<b>23</b>	<b>5</b>	<b>3</b>	<b>5</b>	<b>4</b>	<b>1</b>	<b>-</b>	<b>INDIANA SOUTHERN TOTAL</b>
1	-	-	-	-	-	-	-	-	-	HOMICIDE
2	2	-	-	1	-	-	-	-	-	ROBBERY
1	1	3	1	-	-	-	-	-	-	ASSAULT
11	1	3	7	-	-	-	-	-	-	BURGLARY
8	3	4	1	-	-	-	-	-	-	LARCENY AND THEFT
12	4	4	2	2	1	-	1	1	-	EMBEZZLEMENT
-	-	-	-	-	-	-	-	-	-	FRAUD
7	2	-	4	1	-	-	-	-	-	AUTO THEFT
-	-	-	-	-	-	-	-	-	-	FORGERY, COUNTERFEIT.
-	-	-	-	-	-	-	-	-	-	SEX OFFENSES
12	2	6	4	-	-	-	-	-	-	MARIHUANA
2	-	1	-	1	-	-	-	-	-	NARCOTICS
3	-	-	3	-	-	-	-	-	-	WEAPONS AND FIREARMS
-	-	-	-	-	-	-	-	-	-	ESCAPE
-	-	-	-	-	-	1	1	-	-	OTHER GENERAL OFFENSES
-	-	-	-	-	-	-	-	-	-	IMMIGRATION LAWS
-	-	-	-	-	-	-	-	-	-	LIQUOR, INTERNAL REV.
5	3	1	1	-	2	3	2	1	-	SELECTIVE SERVICE ACT
-	-	-	-	-	-	-	-	-	-	OTHER SPECIAL OFFENSES (FEDERAL STATUTES)

**TABLE 2  
UNITED STATES DISTRICT COURTS  
TYPE AND LENGTH OF SENTENCES FOR CONVICTED DEFENDANTS BY OFFENSE  
TWELVE MONTH PERIOD ENDED JUNE 30, 1982**

DISTRICT AND OFFENSE	TOTAL	TERMS OF IMPRISONMENT						PROBATION TERMS OF SPLIT SENTENCES				
		TOTAL	12 MOS. AND UNDER	13-24 MOS.	25-36 MOS.	37-60 MOS.	61 MOS. AND OVER	TOTAL	12 MOS. AND UNDER	13-24 MOS.	25-48 MOS.	49 MOS. AND OVER
<b>WISCONSIN EASTERN TOTAL</b>	<b>166</b>	<b>76</b>	<b>18</b>	<b>17</b>	<b>6</b>	<b>19</b>	<b>16</b>	<b>22</b>	<b>1</b>	<b>14</b>	<b>6</b>	<b>1</b>
HOMICIDE	1	1	-	-	-	-	-	-	-	-	-	-
ROBBERY	3	3	-	-	-	-	1	-	-	-	-	-
ASSAULT	4	2	1	-	-	-	3	-	-	-	-	-
BURGLARY	-	-	-	-	-	-	1	-	1	-	-	-
LARCENY AND THEFT	9	7	-	-	-	-	-	-	-	-	-	-
EMBEZZLEMENT	25	4	2	4	-	3	-	1	-	1	-	-
FRAUD	42	16	4	1	1	-	4	4	4	-	-	-
AUTO THEFT	1	-	-	-	-	-	-	7	1	3	2	1
FORGERY, COUNTERFEIT.	8	2	1	-	-	-	-	-	-	-	-	-
SEX OFFENSES	2	2	1	-	-	1	-	4	-	3	1	-
MARIHUANA	7	5	1	-	-	-	1	-	-	-	-	-
NARCOTICS	24	15	3	4	2	1	1	-	-	-	-	-
WEAPONS AND FIREARMS	13	9	2	3	-	4	-	-	1	2	-	-
ESCAPE	2	2	1	1	-	-	-	-	-	-	-	-
OTHER GENERAL OFFENSES	7	6	2	-	-	1	3	1	-	-	-	-
IMMIGRATION LAWS	-	-	-	-	-	-	-	-	1	-	-	-
LIQUOR, INTERNAL REV.	-	-	-	-	-	-	-	-	-	-	-	-
SELECTIVE SERVICE ACT	-	-	-	-	-	-	-	-	-	-	-	-
OTHER SPECIAL OFFENSES (FEDERAL STATUTES)	20	1	-	-	-	1	-	1	1	-	-	-
<b>WISCONSIN WESTERN TOTAL</b>	<b>57</b>	<b>32</b>	<b>10</b>	<b>9</b>	<b>6</b>	<b>6</b>	<b>1</b>	<b>8</b>	<b>-</b>	<b>4</b>	<b>4</b>	<b>-</b>
HOMICIDE	-	-	-	-	-	-	-	-	-	-	-	-
ROBBERY	-	-	-	-	-	-	-	-	-	-	-	-
ASSAULT	3	3	-	2	-	-	-	-	-	-	-	-
BURGLARY	-	-	-	-	-	1	-	-	-	-	-	-
LARCENY AND THEFT	4	3	-	-	-	-	-	-	-	-	-	-
EMBEZZLEMENT	13	3	-	2	1	-	-	-	-	-	-	-
FRAUD	16	6	3	2	2	1	-	2	1	1	-	-
AUTO THEFT	5	4	1	2	-	1	-	4	-	1	3	-
FORGERY, COUNTERFEIT.	2	2	1	3	-	-	-	-	1	-	-	-
SEX OFFENSES	1	1	-	-	1	-	-	-	-	-	-	-
MARIHUANA	-	-	-	-	-	-	1	-	-	-	-	-
NARCOTICS	-	-	-	-	-	-	-	-	-	-	-	-
WEAPONS AND FIREARMS	2	2	-	-	-	-	-	-	-	-	-	-
ESCAPE	3	3	2	-	-	-	-	-	-	-	-	-
OTHER GENERAL OFFENSES	3	3	2	-	1	-	-	-	-	-	-	-
IMMIGRATION LAWS	-	-	-	-	2	1	-	-	-	-	-	-
LIQUOR, INTERNAL REV.	-	-	-	-	-	-	-	-	-	-	-	-
SELECTIVE SERVICE ACT	-	-	-	-	-	-	-	-	-	-	-	-
OTHER SPECIAL OFFENSES (FEDERAL STATUTES)	5	2	1	-	-	1	-	2	2	-	-	-
<b>ARKANSAS EASTERN TOTAL</b>	<b>206</b>	<b>93</b>	<b>11</b>	<b>21</b>	<b>18</b>	<b>33</b>	<b>10</b>	<b>33</b>	<b>2</b>	<b>9</b>	<b>22</b>	<b>-</b>
HOMICIDE	-	-	-	-	-	-	-	-	-	-	-	-
ROBBERY	8	7	-	-	-	-	7	-	-	-	-	-
ASSAULT	2	-	-	-	-	-	-	-	-	-	-	-
BURGLARY	11	11	-	2	3	6	-	-	-	-	-	-
LARCENY AND THEFT	23	8	1	2	1	4	-	-	-	-	-	-
EMBEZZLEMENT	21	1	1	1	-	-	-	5	2	3	-	-
FRAUD	42	6	3	1	-	-	-	5	2	3	-	-
AUTO THEFT	6	5	-	-	-	-	-	12	3	9	-	-
FORGERY, COUNTERFEIT.	14	10	2	2	2	3	1	1	-	1	-	-
SEX OFFENSES	-	-	-	-	-	-	-	-	-	-	-	-
MARIHUANA	13	12	-	1	3	8	-	1	-	-	-	-
NARCOTICS	12	10	2	-	5	2	1	1	-	-	-	-
WEAPONS AND FIREARMS	17	12	1	7	1	2	1	3	1	1	-	-
ESCAPE	5	4	1	2	1	-	-	3	1	1	-	-
OTHER GENERAL OFFENSES	6	5	-	-	-	5	-	-	-	-	-	-
IMMIGRATION LAWS	-	-	-	-	-	-	-	-	-	-	-	-
LIQUOR, INTERNAL REV.	-	-	-	-	-	-	-	-	-	-	-	-
SELECTIVE SERVICE ACT	-	-	-	-	-	-	-	-	-	-	-	-
OTHER SPECIAL OFFENSES (FEDERAL STATUTES)	25	2	1	-	-	1	-	4	1	3	-	-

**TABLE 2  
UNITED STATES DISTRICT COURTS  
TYPE AND LENGTH OF SENTENCES FOR CONVICTED DEFENDANTS BY OFFENSE  
TWELVE MONTH PERIOD ENDED JUNE 30, 1982**

DISTRICT AND OFFENSE	TERMS OF PROBATION					PROBATION W/O SUPERVISION SUSPENDED SENTENCE	FINE ONLY			
	TOTAL	12 MOS. AND UNDER	13-24 MOS.	25-48 MOS.	49 MOS. AND OVER		TOTAL	LESS THAN \$1,000	\$1,000-9,999	\$10,000 AND OVER
<b>WISCONSIN EASTERN TOTAL</b>	<b>67</b>	<b>18</b>	<b>29</b>	<b>17</b>	<b>3</b>	<b>-</b>	<b>3</b>	<b>3</b>	<b>-</b>	<b>-</b>
HOMICIDE	-	-	-	-	-	-	-	-	-	-
ROBBERY	-	-	-	-	-	-	-	-	-	-
ASSAULT	1	-	-	1	-	-	-	-	-	-
BURGLARY	-	-	-	-	-	-	-	-	-	-
LARCENY AND THEFT	1	-	-	1	-	-	-	-	-	-
EMBEZZLEMENT	17	6	6	4	1	-	-	-	-	-
FRAUD	19	2	11	5	1	-	-	-	-	-
AUTO THEFT	1	-	-	1	-	-	-	-	-	-
FORGERY, COUNTERFEIT.	2	-	2	-	-	-	-	-	-	-
SEX OFFENSES	2	1	-	-	1	-	-	-	-	-
MARIHUANA	5	2	2	1	-	-	-	-	-	-
NARCOTICS	3	-	2	1	-	-	1	1	-	-
WEAPONS AND FIREARMS	-	-	-	-	-	-	-	-	-	-
ESCAPE	-	-	-	-	-	-	-	-	-	-
OTHER GENERAL OFFENSES	-	-	-	-	-	-	-	-	-	-
IMMIGRATION LAWS	-	-	-	-	-	-	-	-	-	-
LIQUOR, INTERNAL REV.	-	-	-	-	-	-	-	-	-	-
SELECTIVE SERVICE ACT	-	-	-	-	-	-	-	-	-	-
OTHER SPECIAL OFFENSES (FEDERAL STATUTES)	16	7	6	3	-	-	2	2	-	-
<b>WISCONSIN WESTERN TOTAL</b>	<b>16</b>	<b>3</b>	<b>3</b>	<b>9</b>	<b>1</b>	<b>-</b>	<b>1</b>	<b>1</b>	<b>-</b>	<b>-</b>
HOMICIDE	-	-	-	-	-	-	-	-	-	-
ROBBERY	-	-	-	-	-	-	-	-	-	-
ASSAULT	-	-	-	-	-	-	-	-	-	-
BURGLARY	1	-	-	-	-	-	-	-	-	-
LARCENY AND THEFT	8	1	3	4	1	-	-	-	-	-
EMBEZZLEMENT	6	2	-	4	-	-	-	-	-	-
FRAUD	1	-	-	1	-	-	-	-	-	-
AUTO THEFT	-	-	-	-	-	-	-	-	-	-
FORGERY, COUNTERFEIT.	-	-	-	-	-	-	-	-	-	-
SEX OFFENSES	-	-	-	-	-	-	-	-	-	-
MARIHUANA	-	-	-	-	-	-	-	-	-	-
NARCOTICS	-	-	-	-	-	-	-	-	-	-
WEAPONS AND FIREARMS	-	-	-	-	-	-	-	-	-	-
ESCAPE	-	-	-	-	-	-	-	-	-	-
OTHER GENERAL OFFENSES	-	-	-	-	-	-	-	-	-	-
IMMIGRATION LAWS	-	-	-	-	-	-	-	-	-	-
LIQUOR, INTERNAL REV.	-	-	-	-	-	-	-	-	-	-
SELECTIVE SERVICE ACT	-	-	-	-	-	-	-	-	-	-
OTHER SPECIAL OFFENSES (FEDERAL STATUTES)	-	-	-	-	-	-	1	1	-	-
<b>ARKANSAS EASTERN TOTAL</b>	<b>72</b>	<b>7</b>	<b>17</b>	<b>47</b>	<b>1</b>	<b>5</b>	<b>3</b>	<b>3</b>	<b>-</b>	<b>-</b>
HOMICIDE	1	-	-	1	-	-	-	-	-	-
ROBBERY	1	-	1	-	-	-	1	1	-	-
ASSAULT	-	-	-	-	-	-	-	-	-	-
BURGLARY	10	-	2	8	-	-	-	-	-	-
LARCENY AND THEFT	15	-	2	13	-	-	-	-	-	-
EMBEZZLEMENT	24	1	7	15	-	-	-	-	-	-
FRAUD	-	-	-	-	-	-	-	-	-	-
AUTO THEFT	-	-	-	-	-	-	-	-	-	-
FORGERY, COUNTERFEIT.	3	-	-	3	-	-	-	-	-	-
SEX OFFENSES	-	-	-	-	-	-	-	-	-	-
MARIHUANA	1	-	-	1	-	-	-	-	-	-
NARCOTICS	2	-	-	2	-	-	-	-	-	-
WEAPONS AND FIREARMS	1	-	1	-	-	-	-	-	-	-
ESCAPE	-	-	-	-	-	-	-	-	-	-
OTHER GENERAL OFFENSES	1	-	-	1	-	-	-	-	-	-
IMMIGRATION LAWS	-	-	-	-	-	-	-	-	-	-
LIQUOR, INTERNAL REV.	-	-	-	-	-	-	-	-	-	-
SELECTIVE SERVICE ACT	-	-	-	-	-	-	-	-	-	-
OTHER SPECIAL OFFENSES (FEDERAL STATUTES)	13	6	4	2	1	5	2	2	-	-

**TABLE 2  
UNITED STATES DISTRICT COURTS  
TYPE AND LENGTH OF SENTENCES FOR CONVICTED DEFENDANTS BY OFFENSE  
TWELVE MONTH PERIOD ENDED JUNE 30, 1982**

DISTRICT AND OFFENSE	TOTAL	TERMS OF IMPRISONMENT						PROBATION TERMS OF SPLIT SENTENCES				
		TOTAL	12 MOS. AND UNDER	13-24 MOS.	25-36 MOS.	37-60 MOS.	61 MOS. AND OVER	TOTAL	12 MOS. AND UNDER	13-24 MOS.	25-48 MOS.	49 MOS. AND OVER
<b>ARKANSAS WESTERN TOTAL</b>	<b>79</b>	<b>38</b>	<b>19</b>	<b>7</b>	<b>2</b>	<b>5</b>	<b>5</b>	<b>9</b>		<b>2</b>	<b>5</b>	<b>2</b>
HOMICIDE	2	2	-	-	1	1	-	-	-	-	-	-
ROBBERY	7	6	-	-	-	1	5	1	-	-	1	-
ASSAULT	5	4	2	2	-	-	-	-	-	-	-	-
BURGLARY	-	-	-	-	-	-	-	-	-	-	-	-
LARCENY AND THEFT	12	7	7	-	-	-	-	1	-	-	1	-
EMBEZZLEMENT	6	1	-	1	-	-	-	3	-	-	-	1
FRAUD	9	1	-	-	-	1	-	-	-	-	2	1
AUTO THEFT	3	1	-	-	1	-	-	-	-	-	-	-
FORGERY, COUNTERFEIT.	1	-	-	-	-	-	-	1	-	1	-	-
SEX OFFENSES	1	1	1	-	-	-	-	-	-	-	-	-
MARIHUANA	2	2	-	2	-	-	-	-	-	-	-	-
NARCOTICS	4	1	-	-	1	-	-	2	-	1	-	1
WEAPONS AND FIREARMS	3	2	-	2	-	-	-	1	-	1	-	1
ESCAPE	-	-	-	-	-	-	-	1	-	-	1	-
OTHER GENERAL OFFENSES	10	5	4	-	-	1	-	-	-	-	-	-
IMMIGRATION LAWS	-	-	-	-	-	-	-	-	-	-	-	-
LIQUOR, INTERNAL REV.	-	-	-	-	-	-	-	-	-	-	-	-
SELECTIVE SERVICE ACT	-	-	-	-	-	-	-	-	-	-	-	-
OTHER SPECIAL OFFENSES (FEDERAL STATUTES)	14	5	5	-	-	-	-	-	-	-	-	-
<b>IOWA NORTHERN TOTAL</b>	<b>87</b>	<b>24</b>	<b>4</b>	<b>2</b>	<b>-</b>	<b>8</b>	<b>10</b>	<b>24</b>	<b>4</b>	<b>5</b>	<b>15</b>	<b>-</b>
HOMICIDE	-	-	-	-	-	-	-	-	-	-	-	-
ROBBERY	5	4	-	-	-	2	2	-	-	-	-	-
ASSAULT	3	1	-	-	-	-	1	-	-	-	-	-
BURGLARY	-	-	-	-	-	-	-	-	-	-	-	-
LARCENY AND THEFT	7	-	-	-	-	-	-	2	2	-	-	-
EMBEZZLEMENT	2	-	-	-	-	-	-	-	-	-	-	-
FRAUD	21	3	1	-	-	-	2	4	1	1	2	-
AUTO THEFT	4	3	1	-	-	2	1	1	-	-	1	-
FORGERY, COUNTERFEIT.	6	2	-	-	-	1	1	2	-	1	1	-
SEX OFFENSES	1	1	-	-	-	1	1	2	-	1	1	-
MARIHUANA	2	-	-	-	-	-	1	1	-	-	1	-
NARCOTICS	21	5	1	2	-	1	1	12	-	2	10	-
WEAPONS AND FIREARMS	1	-	-	-	-	-	-	1	-	1	-	-
ESCAPE	-	-	-	-	-	-	-	-	-	-	-	-
OTHER GENERAL OFFENSES	9	4	1	-	-	1	2	-	-	-	-	-
IMMIGRATION LAWS	1	1	-	-	-	1	2	-	-	-	-	-
LIQUOR, INTERNAL REV.	-	-	-	-	-	-	-	-	-	-	-	-
SELECTIVE SERVICE ACT	-	-	-	-	-	-	-	-	-	-	-	-
OTHER SPECIAL OFFENSES (FEDERAL STATUTES)	4	-	-	-	-	-	-	1	1	-	-	-
<b>IOWA SOUTHERN TOTAL</b>	<b>87</b>	<b>46</b>	<b>9</b>	<b>10</b>	<b>1</b>	<b>13</b>	<b>13</b>	<b>12</b>	<b>1</b>	<b>5</b>	<b>6</b>	<b>-</b>
HOMICIDE	-	-	-	-	-	-	-	-	-	-	-	-
ROBBERY	4	4	-	-	-	-	4	-	-	-	-	-
ASSAULT	1	1	-	-	-	-	1	-	-	-	-	-
BURGLARY	-	-	-	-	-	-	-	-	-	-	-	-
LARCENY AND THEFT	10	5	1	2	-	2	-	2	-	1	1	-
EMBEZZLEMENT	10	1	-	-	-	1	-	5	1	3	1	-
FRAUD	11	6	3	1	-	1	1	1	-	1	1	-
AUTO THEFT	-	-	-	-	-	-	-	-	-	-	-	-
FORGERY, COUNTERFEIT.	8	5	-	-	-	1	4	-	-	-	-	-
SEX OFFENSES	-	-	-	-	-	-	-	-	-	-	-	-
MARIHUANA	2	1	-	-	-	1	-	-	-	-	-	-
NARCOTICS	22	17	3	3	1	7	3	2	-	2	-	-
WEAPONS AND FIREARMS	7	2	1	1	-	-	-	1	-	-	1	-
ESCAPE	2	2	1	1	-	-	-	-	-	-	-	-
OTHER GENERAL OFFENSES	1	-	-	-	-	-	-	-	-	-	-	-
IMMIGRATION LAWS	3	2	-	2	-	-	-	1	-	-	1	-
LIQUOR, INTERNAL REV.	-	-	-	-	-	-	-	-	-	-	-	-
SELECTIVE SERVICE ACT	-	-	-	-	-	-	-	-	-	-	-	-
OTHER SPECIAL OFFENSES (FEDERAL STATUTES)	6	-	-	-	-	-	-	-	-	-	-	-

**TABLE 2  
UNITED STATES DISTRICT COURTS  
TYPE AND LENGTH OF SENTENCES FOR CONVICTED DEFENDANTS BY OFFENSE  
TWELVE MONTH PERIOD ENDED JUNE 30, 1982**

TOTAL	TERMS OF PROBATION				PROBATION W/O SUPERVISION SUSPENDED SENTENCE	FINE ONLY			DISTRICT AND OFFENSE	
	12 MOS. AND UNDER	13-24 MOS.	25-48 MOS.	49 MOS. AND OVER		TOTAL	LESS THAN \$1,000	\$1,000-9,999		\$10,000 AND OVER
<b>26</b>	<b>7</b>	<b>8</b>	<b>11</b>	<b>-</b>	<b>-</b>	<b>6</b>	<b>5</b>	<b>1</b>	<b>-</b>	<b>ARKANSAS WESTERN TOTAL</b>
-	-	-	-	-	-	-	-	-	-	HOMICIDE
1	1	-	-	-	-	-	-	-	-	ROBBERY
3	-	1	2	-	-	1	1	-	-	ASSAULT
2	-	1	1	-	-	-	-	-	-	BURGLARY
8	1	3	4	-	-	-	-	-	-	LARCENY AND THEFT
2	-	-	2	-	-	-	-	-	-	EMBEZZLEMENT
9	-	-	-	-	-	-	-	-	-	FRAUD
2	-	-	-	-	-	-	-	-	-	AUTO THEFT
1	-	-	-	-	-	-	-	-	-	FORGERY, COUNTERFEIT.
1	-	-	-	-	-	-	-	-	-	SEX OFFENSES
1	-	-	1	-	-	-	-	-	-	MARIHUANA
4	-	-	-	-	-	-	-	-	-	NARCOTICS
2	-	1	1	-	-	-	-	-	-	WEAPONS AND FIREARMS
2	-	1	1	-	-	-	-	-	-	ESCAPE
3	-	-	1	-	-	3	3	-	-	OTHER GENERAL OFFENSES
7	5	2	-	-	-	2	1	1	-	IMMIGRATION LAWS
-	-	-	-	-	-	-	-	-	-	LIQUOR, INTERNAL REV.
-	-	-	-	-	-	-	-	-	-	SELECTIVE SERVICE ACT
-	-	-	-	-	-	-	-	-	-	OTHER SPECIAL OFFENSES (FEDERAL STATUTES)
<b>28</b>	<b>4</b>	<b>5</b>	<b>17</b>	<b>3</b>	<b>-</b>	<b>10</b>	<b>7</b>	<b>3</b>	<b>-</b>	<b>IOWA NORTHERN TOTAL</b>
1	-	-	-	-	-	-	-	-	-	HOMICIDE
2	1	-	1	1	-	-	-	-	-	ROBBERY
4	-	1	3	-	-	-	-	-	-	ASSAULT
2	-	-	2	-	-	-	1	-	-	BURGLARY
9	3	1	4	1	-	5	2	3	-	LARCENY AND THEFT
2	-	1	-	-	-	-	-	-	-	EMBEZZLEMENT
1	-	1	-	1	-	-	-	-	-	FRAUD
4	-	1	3	-	-	-	-	-	-	AUTO THEFT
4	-	-	-	-	-	-	-	-	-	FORGERY, COUNTERFEIT.
1	-	1	-	-	-	-	-	-	-	SEX OFFENSES
4	-	1	3	-	-	-	-	-	-	MARIHUANA
4	-	-	-	-	-	-	-	-	-	NARCOTICS
4	-	-	4	-	-	-	-	-	-	WEAPONS AND FIREARMS
4	-	-	-	-	-	-	-	-	-	ESCAPE
1	-	-	4	-	-	1	1	-	-	OTHER GENERAL OFFENSES
3	-	-	-	-	-	3	3	-	-	IMMIGRATION LAWS
-	-	-	-	-	-	-	-	-	-	LIQUOR, INTERNAL REV.
-	-	-	-	-	-	-	-	-	-	SELECTIVE SERVICE ACT
-	-	-	-	-	-	-	-	-	-	OTHER SPECIAL OFFENSES (FEDERAL STATUTES)
<b>26</b>	<b>7</b>	<b>3</b>	<b>11</b>	<b>5</b>	<b>1</b>	<b>2</b>	<b>1</b>	<b>1</b>	<b>-</b>	<b>IOWA SOUTHERN TOTAL</b>
-	-	-	-	-	-	-	-	-	-	HOMICIDE
-	-	-	-	-	-	-	-	-	-	ROBBERY
-	-	-	-	-	-	-	-	-	-	ASSAULT
3	1	-	2	-	-	-	-	-	-	BURGLARY
4	2	-	1	1	-	-	-	-	-	LARCENY AND THEFT
3	1	-	-	2	1	-	-	-	-	EMBEZZLEMENT
3	-	-	-	-	1	-	-	-	-	FRAUD
3	-	-	3	-	-	-	-	-	-	AUTO THEFT
1	-	-	-	-	-	-	-	-	-	FORGERY, COUNTERFEIT.
1	-	-	1	-	-	-	-	-	-	SEX OFFENSES
3	-	2	1	1	-	-	-	-	-	MARIHUANA
4	-	1	3	-	-	-	-	-	-	NARCOTICS
4	-	-	-	-	-	-	-	-	-	WEAPONS AND FIREARMS
1	-	-	-	-	-	-	-	-	-	ESCAPE
1	-	-	-	1	-	-	-	-	-	OTHER GENERAL OFFENSES
-	-	-	-	-	-	-	-	-	-	IMMIGRATION LAWS
-	-	-	-	-	-	-	-	-	-	LIQUOR, INTERNAL REV.
-	-	-	-	-	-	-	-	-	-	SELECTIVE SERVICE ACT
4	3	-	1	-	-	2	1	1	-	OTHER SPECIAL OFFENSES (FEDERAL STATUTES)

**TABLE 2**  
**UNITED STATES DISTRICT COURTS**  
**TYPE AND LENGTH OF SENTENCES FOR CONVICTED DEFENDANTS BY OFFENSE**  
**TWELVE MONTH PERIOD ENDED JUNE 30, 1982**

DISTRICT AND OFFENSE	TOTAL	TERMS OF IMPRISONMENT						PROBATION TERMS OF SPLIT SENTENCES				
		TOTAL	12 MOS. AND UNDER	13-24 MOS.	25-36 MOS.	37-60 MOS.	61 MOS. AND OVER	TOTAL	12 MOS. AND UNDER	13-24 MOS.	25-48 MOS.	49 MOS. AND OVER
<b>MINNESOTA TOTAL</b>	<b>262</b>	<b>156</b>	<b>18</b>	<b>46</b>	<b>21</b>	<b>23</b>	<b>48</b>	<b>33</b>	<b>3</b>	<b>15</b>	<b>14</b>	<b>1</b>
HOMICIDE	2	2	-	-	-	1	1	-	-	-	-	-
ROBBERY	40	37	-	2	1	1	33	1	-	-	1	-
ASSAULT	5	5	-	-	2	1	2	-	-	-	-	-
BURGLARY	-	-	-	-	-	-	-	-	-	-	-	-
LARCENY AND THEFT	11	6	1	3	-	1	1	1	-	-	1	-
EMBEZZLEMENT	25	5	-	4	1	-	3	-	1	1	2	-
FRAUD	36	11	2	4	2	2	1	7	1	5	1	-
AUTO THEFT	2	2	-	-	1	1	-	-	-	-	-	-
FORGERY, COUNTERFEIT.	13	6	3	1	1	1	-	1	1	-	-	-
SEX OFFENSES	3	3	-	-	-	-	-	-	-	-	-	-
MAF HUANA	7	4	-	-	3	1	-	-	-	-	-	-
NARCOTICS	67	49	6	23	5	8	7	9	1	2	5	1
WEAPONS AND FIREARMS	27	16	3	7	3	3	-	5	-	2	3	-
ESCAPE	2	1	1	-	-	-	-	-	-	-	-	-
OTHER GENERAL OFFENSES	6	4	1	-	-	3	-	2	-	1	1	-
IMMIGRATION LAWS	2	1	1	-	-	-	-	-	-	-	-	-
LIQUOR, INTERNAL REV.	-	-	-	-	-	-	-	-	-	-	-	-
SELECTIVE SERVICE ACT	-	-	-	-	-	-	-	-	-	-	-	-
OTHER SPECIAL OFFENSES (FEDERAL STATUTES)	12	4	1	1	2	-	-	4	-	4	-	-
<b>MISSOURI EASTERN TOTAL</b>	<b>269</b>	<b>160</b>	<b>7</b>	<b>15</b>	<b>32</b>	<b>54</b>	<b>52</b>	<b>33</b>	<b>2</b>	<b>-</b>	<b>16</b>	<b>15</b>
HOMICIDE	-	-	-	-	-	-	-	-	-	-	-	-
ROBBERY	18	15	-	-	-	1	14	-	-	-	-	-
ASSAULT	2	-	-	-	-	-	-	-	-	-	-	-
BURGLARY	2	2	-	-	-	2	-	-	-	-	-	-
LARCENY AND THEFT	32	24	-	-	10	11	3	4	1	-	2	1
EMBEZZLEMENT	19	2	-	-	1	1	-	3	-	-	1	2
FRAUD	23	6	3	1	-	2	-	8	1	-	4	3
AUTO THEFT	4	3	-	-	-	3	-	1	-	-	-	-
FORGERY, COUNTERFEIT.	42	27	-	5	9	8	5	5	-	-	2	3
SEX OFFENSES	-	-	-	-	-	-	-	-	-	-	-	-
MARIHUANA	16	14	-	1	6	6	1	3	-	-	1	-
NARCOTICS	54	39	1	3	2	11	22	3	-	-	1	2
WEAPONS AND FIREARMS	17	12	1	4	-	2	5	-	-	-	-	-
ESCAPE	7	5	1	-	2	2	1	-	-	-	-	1
OTHER GENERAL OFFENSES	5	3	-	-	-	1	2	-	-	-	-	-
IMMIGRATION LAWS	1	1	1	-	-	-	-	-	-	-	-	-
LIQUOR, INTERNAL REV.	-	-	-	-	-	-	-	-	-	-	-	-
SELECTIVE SERVICE ACT	-	-	-	-	-	-	-	-	-	-	-	-
OTHER SPECIAL OFFENSES (FEDERAL STATUTES)	27	7	-	1	2	4	-	8	-	-	5	3
<b>MISSOURI WESTERN TOTAL</b>	<b>458</b>	<b>113</b>	<b>24</b>	<b>30</b>	<b>21</b>	<b>19</b>	<b>19</b>	<b>88</b>	<b>31</b>	<b>25</b>	<b>28</b>	<b>4</b>
HOMICIDE	-	-	-	-	-	-	-	-	-	-	-	-
ROBBERY	20	18	1	1	2	2	12	2	-	-	2	-
ASSAULT	3	2	-	-	-	-	2	-	-	-	-	-
BURGLARY	-	-	-	-	-	-	-	-	-	-	-	-
LARCENY AND THEFT	15	6	1	2	2	1	-	4	-	-	4	-
EMBEZZLEMENT	19	1	-	-	1	-	-	4	-	3	1	-
FRAUD	49	22	6	9	3	2	2	15	-	6	8	1
AUTO THEFT	4	3	-	2	1	-	-	1	-	-	1	-
FORGERY, COUNTERFEIT.	11	5	1	1	2	1	-	2	-	-	1	1
SEX OFFENSES	1	1	-	-	-	-	1	-	-	-	-	-
MARIHUANA	13	6	2	2	2	-	-	3	-	1	1	1
NARCOTICS	25	18	3	4	5	5	1	2	1	1	-	-
WEAPONS AND FIREARMS	20	11	-	3	1	6	-	3	-	-	2	1
ESCAPE	9	8	4	3	-	1	-	1	-	-	1	-
OTHER GENERAL OFFENSES	226	2	1	-	-	-	1	30	29	-	1	-
IMMIGRATION LAWS	-	-	-	-	-	-	-	-	-	-	-	-
LIQUOR, INTERNAL REV.	-	-	-	-	-	-	-	-	-	-	-	-
SELECTIVE SERVICE ACT	-	-	-	-	-	-	-	-	-	-	-	-
OTHER SPECIAL OFFENSES (FEDERAL STATUTES)	43	10	4	3	2	1	-	21	1	14	6	-

**TABLE 2**  
**UNITED STATES DISTRICT COURTS**  
**TYPE AND LENGTH OF SENTENCES FOR CONVICTED DEFENDANTS BY OFFENSE**  
**TWELVE MONTH PERIOD ENDED JUNE 30, 1982**

DISTRICT AND OFFENSE	TERMS OF PROBATION					PROBATION W/O SUPERVISION SUSPENDED SENTENCE	FINE ONLY			DISTRICT AND OFFENSE
	TOTAL	12 MOS. AND UNDER	13-24 MOS.	25-48 MOS.	49 MOS. AND OVER		TOTAL	LESS THAN \$1,000	\$1,000-9,999	
<b>MINNESOTA TOTAL</b>	<b>67</b>	<b>10</b>	<b>32</b>	<b>24</b>	<b>1</b>	<b>3</b>	<b>3</b>	<b>2</b>	<b>1</b>	<b>-</b>
HOMICIDE	-	-	-	-	-	-	-	-	-	-
ROBBERY	2	-	-	1	1	-	-	-	-	-
ASSAULT	-	-	-	-	-	-	-	-	-	-
BURGLARY	4	-	3	1	-	-	-	-	-	-
LARCENY AND THEFT	17	-	10	7	-	-	-	-	-	-
EMBEZZLEMENT	16	3	9	4	-	1	1	-	-	-
FRAUD	5	-	-	-	-	-	-	-	-	-
AUTO THEFT	3	2	1	-	-	-	-	-	-	-
FORGERY, COUNTERFEIT.	9	1	3	5	-	-	-	-	-	-
SEX OFFENSES	6	-	3	3	-	-	-	-	-	-
MARIHUANA	2	2	-	-	-	-	-	-	-	-
NARCOTICS	1	1	-	-	-	-	-	-	-	-
WEAPONS AND FIREARMS	2	2	-	-	-	1	-	-	-	-
ESCAPE	1	1	-	-	-	-	-	-	-	-
OTHER GENERAL OFFENSES	-	-	-	-	-	-	-	-	-	-
IMMIGRATION LAWS	-	-	-	-	-	-	-	-	-	-
LIQUOR, INTERNAL REV.	-	-	-	-	-	-	-	-	-	-
SELECTIVE SERVICE ACT	-	-	-	-	-	-	-	-	-	-
OTHER SPECIAL OFFENSES (FEDERAL STATUTES)	2	1	-	1	-	-	2	2	-	-
<b>MISSOURI EASTERN TOTAL</b>	<b>70</b>	<b>-</b>	<b>1</b>	<b>34</b>	<b>35</b>	<b>-</b>	<b>6</b>	<b>6</b>	<b>-</b>	<b>-</b>
HOMICIDE	-	-	-	-	-	-	-	-	-	-
ROBBERY	3	-	-	2	1	-	-	-	-	-
ASSAULT	2	-	-	2	-	-	-	-	-	-
BURGLARY	4	-	-	-	-	-	-	-	-	-
LARCENY AND THEFT	14	-	-	2	2	-	-	-	-	-
EMBEZZLEMENT	6	-	-	8	6	-	-	-	-	-
FRAUD	1	-	-	2	4	-	3	3	-	-
AUTO THEFT	10	-	-	1	-	-	-	-	-	-
FORGERY, COUNTERFEIT.	1	-	-	6	4	-	-	-	-	-
SEX OFFENSES	1	-	-	-	1	-	-	-	-	-
MARIHUANA	12	-	-	2	10	-	-	-	-	-
NARCOTICS	5	-	1	2	2	-	-	-	-	-
WEAPONS AND FIREARMS	1	-	-	1	-	-	-	-	-	-
ESCAPE	1	-	-	1	-	-	-	-	-	-
OTHER GENERAL OFFENSES	-	-	-	-	-	-	1	1	-	-
IMMIGRATION LAWS	-	-	-	-	-	-	-	-	-	-
LIQUOR, INTERNAL REV.	-	-	-	-	-	-	-	-	-	-
SELECTIVE SERVICE ACT	-	-	-	-	-	-	-	-	-	-
OTHER SPECIAL OFFENSES (FEDERAL STATUTES)	10	-	-	6	4	-	2	2	-	-
<b>MISSOURI WESTERN TOTAL</b>	<b>177</b>	<b>128</b>	<b>16</b>	<b>28</b>	<b>5</b>	<b>66</b>	<b>14</b>	<b>14</b>	<b>-</b>	<b>-</b>
HOMICIDE	-	-	-	-	-	-	-	-	-	-
ROBBERY	1	-	1	-	-	-	-	-	-	-
ASSAULT	-	-	-	-	-	-	-	-	-	-
BURGLARY	4	-	-	3	1	-	1	1	-	-
LARCENY AND THEFT	14	3	1	8	2	-	-	-	-	-
EMBEZZLEMENT	12	4	4	3	1	-	-	-	-	-
FRAUD	4	-	-	-	-	-	-	-	-	-
AUTO THEFT	4	-	2	2	-	-	-	-	-	-
FORGERY, COUNTERFEIT.	4	-	-	-	-	-	-	-	-	-
SEX OFFENSES	4	2	-	2	-	-	-	-	-	-
MARIHUANA	5	-	-	5	-	-	-	-	-	-
NARCOTICS	6	1	2	2	1	-	-	-	-	-
WEAPONS AND FIREARMS	-	-	-	-	-	-	-	-	-	-
ESCAPE	115	115	-	-	-	66	13	13	-	-
OTHER GENERAL OFFENSES	-	-	-	-	-	-	-	-	-	-
IMMIGRATION LAWS	-	-	-	-	-	-	-	-	-	-
LIQUOR, INTERNAL REV.	-	-	-	-	-	-	-	-	-	-
SELECTIVE SERVICE ACT	-	-	-	-	-	-	-	-	-	-
OTHER SPECIAL OFFENSES (FEDERAL STATUTES)	12	3	6	3	-	-	-	-	-	-



**TABLE 2  
UNITED STATES DISTRICT COURTS  
TYPE AND LENGTH OF SENTENCES FOR CONVICTED DEFENDANTS BY OFFENSE  
TWELVE MONTH PERIOD ENDED JUNE 30, 1982**

DISTRICT AND OFFENSE	TOTAL	TERMS OF IMPRISONMENT						PROBATION TERM OF SPLIT SENTENCES				
		TOTAL	12 MOS. AND UNDER	13-24 MOS.	25-36 MOS.	37-60 MOS.	61 MOS. AND OVER	TOTAL	12 MOS. AND UNDER	13-24 MOS.	25-48 MOS.	49 MOS. AND OVER
<b>NEBRASKA TOTAL</b>	<b>112</b>	<b>41</b>	<b>3</b>	<b>10</b>	<b>9</b>	<b>15</b>	<b>4</b>	<b>16</b>	<b>-</b>	<b>3</b>	<b>5</b>	<b>8</b>
HOMICIDE	2	2	-	-	-	1	1	-	-	-	-	-
ROBBERY	6	6	-	-	-	5	1	-	-	-	-	-
ASSAULT	-	-	-	-	-	-	-	-	-	-	-	-
BURGLARY	-	-	-	-	-	-	-	-	-	-	-	-
LARCENY AND THEFT	12	6	-	3	2	1	-	1	-	-	-	1
EMBEZZLEMENT	4	-	-	-	-	-	-	1	-	-	1	-
FRAUD	21	8	-	1	-	3	2	6	-	2	2	2
AUTO THEFT	-	-	-	-	-	-	-	-	-	-	-	-
FORGERY, COUNTERFEIT.	11	5	-	2	1	2	-	2	-	1	1	-
SEX OFFENSES	-	-	-	-	-	-	-	-	-	-	-	-
MARIHUANA	-	-	-	-	-	-	-	-	-	-	-	-
NARCOTICS	15	11	1	1	6	3	-	-	-	-	-	-
WEAPONS AND FIREARMS	3	1	-	1	-	-	-	-	-	-	-	-
ESCAPE	-	-	-	-	-	-	-	-	-	-	-	-
OTHER GENERAL OFFENSES	1	1	-	1	-	-	-	-	-	-	-	-
IMMIGRATION LAWS	2	2	1	1	-	-	-	-	-	-	-	-
LIQUOR, INTERNAL REV.	-	-	-	-	-	-	-	-	-	-	-	-
SELECTIVE SERVICE ACT	-	-	-	-	-	-	-	-	-	-	-	-
OTHER SPECIAL OFFENSES (FEDERAL STATUTES)	35	1	1	-	-	-	-	6	-	1	1	4
<b>NORTH DAKOTA TOTAL</b>	<b>112</b>	<b>44</b>	<b>7</b>	<b>9</b>	<b>7</b>	<b>15</b>	<b>6</b>	<b>32</b>	<b>-</b>	<b>23</b>	<b>9</b>	<b>-</b>
HOMICIDE	4	3	-	-	2	-	1	-	-	-	-	-
ROBBERY	-	-	-	-	-	-	-	-	-	-	-	-
ASSAULT	8	3	1	-	1	1	-	5	-	4	1	-
BURGLARY	10	6	-	3	-	3	-	1	-	1	-	-
LARCENY AND THEFT	15	1	-	1	-	-	-	8	-	6	2	-
EMBEZZLEMENT	4	-	-	-	-	-	-	1	-	1	-	-
FRAUD	22	6	3	2	-	1	-	5	-	4	1	-
AUTO THEFT	-	-	-	-	-	-	-	-	-	-	-	-
FORGERY, COUNTERFEIT.	5	1	-	1	-	-	-	-	-	-	-	-
SEX OFFENSES	6	5	-	-	2	3	-	4	-	3	1	-
MARIHUANA	7	2	-	1	1	-	-	4	-	3	1	-
NARCOTICS	22	15	1	1	1	7	5	4	-	3	1	-
WEAPONS AND FIREARMS	4	1	1	-	-	-	-	2	-	1	1	-
ESCAPE	1	1	1	-	-	-	-	-	-	-	-	-
OTHER GENERAL OFFENSES	-	-	-	-	-	-	-	-	-	-	-	-
IMMIGRATION LAWS	-	-	-	-	-	-	-	-	-	-	-	-
LIQUOR, INTERNAL REV.	-	-	-	-	-	-	-	-	-	-	-	-
SELECTIVE SERVICE ACT	-	-	-	-	-	-	-	-	-	-	-	-
OTHER SPECIAL OFFENSES (FEDERAL STATUTES)	4	-	-	-	-	-	-	2	-	1	1	-
<b>SOUTH DAKOTA TOTAL</b>	<b>157</b>	<b>75</b>	<b>14</b>	<b>6</b>	<b>11</b>	<b>28</b>	<b>16</b>	<b>19</b>	<b>1</b>	<b>4</b>	<b>7</b>	<b>7</b>
HOMICIDE	13	12	-	1	5	4	2	1	-	-	1	-
ROBBERY	2	2	-	-	1	1	1	-	-	-	-	-
ASSAULT	38	23	7	-	4	7	5	5	1	1	2	1
BURGLARY	1	-	-	-	-	-	-	1	-	1	-	-
LARCENY AND THEFT	36	12	2	1	1	7	1	1	-	1	-	-
EMBEZZLEMENT	7	2	1	-	-	-	1	1	-	-	1	-
FRAUD	18	9	1	1	-	4	3	1	-	-	-	1
AUTO THEFT	2	2	-	-	-	2	-	-	-	-	-	-
FORGERY, COUNTERFEIT.	1	-	-	-	-	-	-	1	-	-	-	1
SEX OFFENSES	2	1	-	-	-	-	1	-	-	-	-	-
MARIHUANA	3	3	-	-	-	2	1	-	-	-	-	-
NARCOTICS	1	1	-	-	-	-	1	-	-	-	-	-
WEAPONS AND FIREARMS	2	2	2	-	-	-	-	-	-	-	-	-
ESCAPE	3	2	-	1	1	-	-	-	-	-	-	-
OTHER GENERAL OFFENSES	5	1	-	1	-	-	-	2	-	1	1	-
IMMIGRATION LAWS	-	-	-	-	-	-	-	-	-	-	-	-
LIQUOR, INTERNAL REV.	-	-	-	-	-	-	-	-	-	-	-	-
SELECTIVE SERVICE ACT	-	-	-	-	-	-	-	-	-	-	-	-
OTHER SPECIAL OFFENSES (FEDERAL STATUTES)	23	9	1	1	-	1	-	6	-	-	2	4

**TABLE 2  
UNITED STATES DISTRICT COURTS  
TYPE AND LENGTH OF SENTENCES FOR CONVICTED DEFENDANTS BY OFFENSE  
TWELVE MONTH PERIOD ENDED JUNE 30, 1982**

TOTAL	TERMS OF PROBATION				PROBATION W/O SUPERVISION SUSPENDED SENTENCE	FINE ONLY			DISTRICT AND OFFENSE	
	12 MOS. AND UNDER	13-24 MOS.	25-48 MOS.	49 MOS. AND OVER		TOTAL	LESS THAN \$1,000	\$1,000-9,999		\$10,000 AND OVER
44	5	13	13	13	-	11	8	3	-	<b>NEBRASKA TOTAL</b>
-	-	-	-	-	-	-	-	-	-	HOMICIDE
-	-	-	-	-	-	-	-	-	-	ROBBERY
-	-	-	-	-	-	-	-	-	-	ASSAULT
5	-	2	3	-	-	-	-	-	-	BURGLARY
3	-	-	2	1	-	-	-	-	-	LARCENY AND THEFT
7	-	5	2	-	-	2	2	-	-	EMBEZZLEMENT
4	-	1	3	-	-	-	-	-	-	FRAUD
-	-	-	-	-	-	-	-	-	-	AUTO THEFT
-	-	-	-	-	-	-	-	-	-	FORGERY, COUNTERFEIT.
-	-	-	-	-	-	-	-	-	-	SEX OFFENSES
4	2	2	-	-	-	-	-	-	-	MARIHUANA
2	-	1	-	1	-	-	-	-	-	NARCOTICS
-	-	-	-	-	-	-	-	-	-	WEAPONS AND FIREARMS
-	-	-	-	-	-	-	-	-	-	ESCAPE
-	-	-	-	-	-	-	-	-	-	OTHER GENERAL OFFENSES
-	-	-	-	-	-	-	-	-	-	IMMIGRATION LAWS
-	-	-	-	-	-	-	-	-	-	LIQUOR, INTERNAL REV.
19	3	2	3	11	-	9	6	3	-	SELECTIVE SERVICE ACT
-	-	-	-	-	-	-	-	-	-	OTHER SPECIAL OFFENSES (FEDERAL STATUTES)
34	1	20	10	3	1	1	-	-	1	<b>NORTH DAKOTA TOTAL</b>
1	-	-	-	1	-	-	-	-	-	HOMICIDE
-	-	-	-	-	-	-	-	-	-	ROBBERY
3	-	1	1	1	-	-	-	-	-	ASSAULT
6	-	4	1	1	-	-	-	-	-	BURGLARY
3	-	3	-	1	-	-	-	-	-	LARCENY AND THEFT
10	1	6	3	-	-	1	-	-	-	EMBEZZLEMENT
-	-	-	-	-	-	-	-	-	-	FRAUD
4	-	3	1	-	-	-	-	-	-	AUTO THEFT
1	-	-	1	-	-	-	-	-	-	FORGERY, COUNTERFEIT.
1	-	-	1	-	-	-	-	-	-	SEX OFFENSES
3	-	1	2	-	-	-	-	-	-	MARIHUANA
1	-	1	-	-	-	-	-	-	-	NARCOTICS
-	-	-	-	-	-	-	-	-	-	WEAPONS AND FIREARMS
-	-	-	-	-	-	-	-	-	-	ESCAPE
-	-	-	-	-	-	-	-	-	-	OTHER GENERAL OFFENSES
-	-	-	-	-	-	-	-	-	-	IMMIGRATION LAWS
-	-	-	-	-	-	-	-	-	-	LIQUOR, INTERNAL REV.
1	-	1	-	-	1	-	-	-	-	SELECTIVE SERVICE ACT
-	-	-	-	-	-	-	-	-	-	OTHER SPECIAL OFFENSES (FEDERAL STATUTES)
58	6	29	17	6	1	4	4	-	-	<b>SOUTH DAKOTA TOTAL</b>
-	-	-	-	-	-	-	-	-	-	HOMICIDE
10	1	5	3	1	-	-	-	-	-	ROBBERY
-	-	-	-	-	-	-	-	-	-	ASSAULT
23	1	15	6	1	-	-	-	-	-	BURGLARY
3	-	1	1	1	1	-	-	-	-	LARCENY AND THEFT
6	-	3	2	1	-	2	2	-	-	EMBEZZLEMENT
-	-	-	-	-	-	-	-	-	-	FRAUD
-	-	-	-	-	-	-	-	-	-	AUTO THEFT
1	-	-	-	1	-	-	-	-	-	FORGERY, COUNTERFEIT.
-	-	-	-	-	-	-	-	-	-	SEX OFFENSES
-	-	-	-	-	-	-	-	-	-	MARIHUANA
-	-	-	-	-	-	-	-	-	-	NARCOTICS
1	-	-	1	-	-	-	-	-	-	WEAPONS AND FIREARMS
1	-	-	-	1	-	-	-	-	-	ESCAPE
-	-	-	-	-	-	1	1	-	-	OTHER GENERAL OFFENSES
-	-	-	-	-	-	-	-	-	-	IMMIGRATION LAWS
-	-	-	-	-	-	-	-	-	-	LIQUOR, INTERNAL REV.
13	7	5	4	-	-	1	1	-	-	SELECTIVE SERVICE ACT
-	-	-	-	-	-	-	-	-	-	OTHER SPECIAL OFFENSES (FEDERAL STATUTES)

**TABLE 2  
UNITED STATES DISTRICT COURTS  
TYPE AND LENGTH OF SENTENCES FOR CONVICTED DEFENDANTS BY OFFENSE  
TWELVE MONTH PERIOD ENDED JUNE 30, 1982**

DISTRICT AND OFFENSE	TOTAL	TERMS OF IMPRISONMENT						PROBATION TERMS OF SPLIT SENTENCES				
		TOTAL	12 MOS. AND UNDER	13-24 MOS.	25-36 MOS.	37-60 MOS.	61 MOS. AND OVER	TOTAL	12 MOS. AND UNDER	13-24 MOS.	25-48 MOS.	49 MOS. AND OVER
<b>ALASKA TOTAL</b>	<b>114</b>	<b>19</b>	<b>7</b>	<b>3</b>	<b>-</b>	<b>6</b>	<b>3</b>	<b>9</b>	<b>1</b>	<b>4</b>	<b>2</b>	<b>2</b>
HOMICIDE	-	-	-	-	-	-	-	-	-	-	-	-
ROBBERY	2	2	-	-	-	1	1	-	-	-	-	-
ASSAULT	3	-	-	-	-	-	-	-	-	-	-	-
BURGLARY	-	-	-	-	-	-	-	-	-	-	-	-
LARCENY AND THEFT	9	2	-	-	-	1	1	2	-	-	-	2
EMBEZZLEMENT	5	-	-	-	-	-	-	-	-	-	-	-
FRAUD	8	2	2	-	-	-	-	-	-	-	-	-
AUTO THEFT	1	-	-	-	-	-	-	1	-	-	1	-
FORGERY, COUNTERFEIT.	2	-	-	-	-	-	-	-	-	-	-	-
SEX OFFENSES	2	2	-	-	-	1	1	-	-	-	-	-
MARIHUANA	21	2	-	-	-	2	1	1	-	-	-	-
NARCOTICS	6	1	-	1	-	-	2	-	1	-	-	-
WEAPONS AND FIREARMS	5	3	-	2	-	1	1	-	-	1	-	-
ESCAPE	1	1	1	-	-	-	-	-	-	-	-	-
OTHER GENERAL OFFENSES	27	-	-	-	-	-	-	-	-	-	-	-
IMMIGRATION LAWS	3	1	1	-	-	-	-	1	-	-	-	-
LIQUOR, INTERNAL REV.	-	-	-	-	-	-	-	-	-	-	-	-
SELECTIVE SERVICE ACT	-	-	-	-	-	-	-	-	-	-	-	-
OTHER SPECIAL OFFENSES (FEDERAL STATUTES)	19	3	3	-	-	-	-	1	-	1	-	-
<b>ARIZONA TOTAL</b>	<b>508</b>	<b>272</b>	<b>49</b>	<b>63</b>	<b>36</b>	<b>72</b>	<b>52</b>	<b>51</b>	<b>-</b>	<b>3</b>	<b>22</b>	<b>26</b>
HOMICIDE	25	21	1	3	2	5	10	-	-	-	-	-
ROBBERY	20	19	-	-	1	1	17	-	-	-	-	-
ASSAULT	20	11	3	1	-	4	3	2	-	-	1	-
BURGLARY	1	1	-	-	-	1	-	-	-	-	-	1
LARCENY AND THEFT	31	9	-	1	2	5	1	3	-	-	1	-
EMBEZZLEMENT	17	1	-	-	-	1	-	3	-	-	1	2
FRAUD	51	15	2	2	3	6	2	5	-	-	-	-
AUTO THEFT	5	4	-	1	1	2	2	-	1	2	2	-
FORGERY, COUNTERFEIT.	14	5	-	1	2	2	-	1	-	-	-	1
SEX OFFENSES	14	14	-	1	2	-	-	5	-	-	2	3
MARIHUANA	18	7	1	-	-	4	1	2	-	-	-	-
NARCOTICS	67	37	-	2	6	14	15	9	-	1	3	5
WEAPONS AND FIREARMS	43	21	2	9	4	5	1	3	-	-	2	1
ESCAPE	29	20	3	11	4	2	-	4	-	-	2	2
OTHER GENERAL OFFENSES	10	3	-	-	1	1	1	1	-	-	-	1
IMMIGRATION LAWS	112	82	36	30	9	7	-	14	-	1	5	8
LIQUOR, INTERNAL REV.	-	-	-	-	-	-	-	-	-	-	-	-
SELECTIVE SERVICE ACT	-	-	-	-	-	-	-	-	-	-	-	-
OTHER SPECIAL OFFENSES (FEDERAL STATUTES)	31	2	1	1	-	-	-	1	-	-	1	-
<b>CALIFORNIA NORTHERN TOTAL</b>	<b>490</b>	<b>199</b>	<b>29</b>	<b>41</b>	<b>35</b>	<b>45</b>	<b>49</b>	<b>59</b>	<b>1</b>	<b>6</b>	<b>21</b>	<b>31</b>
HOMICIDE	1	1	-	-	1	-	-	-	-	-	-	-
ROBBERY	42	36	-	-	1	5	30	4	-	-	-	4
ASSAULT	5	2	-	-	-	-	2	-	-	-	-	-
BURGLARY	3	3	1	-	-	-	2	-	-	-	-	-
LARCENY AND THEFT	51	12	2	4	1	5	-	12	-	-	5	7
EMBEZZLEMENT	68	22	5	5	3	8	1	7	-	1	1	5
FRAUD	129	34	9	8	7	8	2	15	1	2	4	8
AUTO THEFT	-	-	-	-	-	-	-	-	-	-	-	-
FORGERY, COUNTERFEIT.	34	11	3	4	4	-	-	7	-	-	4	2
SEX OFFENSES	1	1	-	-	-	1	-	-	-	1	4	-
MARIHUANA	15	10	-	3	5	1	1	-	-	-	-	-
NARCOTICS	58	40	4	9	8	12	7	3	-	-	1	2
WEAPONS AND FIREARMS	10	5	-	4	-	-	1	3	-	1	1	1
ESCAPE	6	5	-	-	3	1	1	1	-	-	-	-
OTHER GENERAL OFFENSES	18	3	-	-	-	2	1	2	-	-	-	-
IMMIGRATION LAWS	13	7	2	4	1	-	-	3	-	-	1	2
LIQUOR, INTERNAL REV.	-	-	-	-	-	-	-	-	-	-	-	-
SELECTIVE SERVICE ACT	-	-	-	-	-	-	-	-	-	-	-	-
OTHER SPECIAL OFFENSES (FEDERAL STATUTES)	36	7	3	-	1	2	1	2	-	-	2	-

**TABLE 2  
UNITED STATES DISTRICT COURTS  
TYPE AND LENGTH OF SENTENCES FOR CONVICTED DEFENDANTS BY OFFENSE  
TWELVE MONTH PERIOD ENDED JUNE 30, 1982**

TOTAL	TERMS OF PROBATION				PROBATION W/O SUPERVISION SUSPENDED SENTENCE	FINE ONLY			DISTRICT AND OFFENSE	
	12 MOS. AND UNDER	13-24 MOS.	25-48 MOS.	49 MOS. AND OVER		TOTAL	LESS THAN \$1,000	\$1,000-9,999		\$10,000 AND OVER
<b>42</b>	<b>19</b>	<b>1</b>	<b>12</b>	<b>-</b>	<b>2</b>	<b>42</b>	<b>41</b>	<b>1</b>	<b>-</b>	<b>ALASKA TOTAL</b>
-	-	-	-	-	-	-	-	-	-	HOMICIDE
1	1	-	-	-	-	2	2	-	-	ROBBERY
-	-	-	-	-	-	-	-	-	-	ASSAULT
5	4	1	-	-	-	-	-	-	-	BURGLARY
5	2	1	2	-	-	-	-	-	-	LARCENY AND THEFT
4	1	1	2	-	1	-	-	-	-	EMBEZZLEMENT
1	-	-	1	-	-	-	-	-	-	FRAUD
2	-	-	2	-	-	-	-	-	-	AUTO THEFT
-	-	-	-	-	-	-	-	-	-	FORGERY, COUNTERFEIT.
6	3	1	2	-	-	12	12	-	-	SEX OFFENSES
3	-	1	2	-	-	-	-	-	-	MARIHUANA
1	-	1	-	-	-	-	-	-	-	NARCOTICS
6	5	1	-	-	-	-	-	-	-	WEAPONS AND FIREARMS
6	5	1	-	-	-	21	21	-	-	ESCAPE
-	-	-	-	-	1	-	-	-	-	OTHER GENERAL OFFENSES
-	-	-	-	-	-	-	-	-	-	IMMIGRATION LAWS
-	-	-	-	-	-	-	-	-	-	LIQUOR, INTERNAL REV.
8	3	4	1	-	-	7	6	1	-	SELECTIVE SERVICE ACT
-	-	-	-	-	-	-	-	-	-	OTHER SPECIAL OFFENSES (FEDERAL STATUTES)
<b>168</b>	<b>16</b>	<b>37</b>	<b>68</b>	<b>47</b>	<b>7</b>	<b>10</b>	<b>9</b>	<b>1</b>	<b>-</b>	<b>ARIZONA TOTAL</b>
4	-	-	2	2	-	-	-	-	-	HOMICIDE
1	-	-	-	1	-	-	-	-	-	ROBBERY
7	1	2	3	1	-	-	-	-	-	ASSAULT
-	-	-	-	-	-	-	-	-	-	BURGLARY
19	2	2	8	7	-	-	-	-	-	LARCENY AND THEFT
15	3	3	3	6	-	-	-	-	-	EMBEZZLEMENT
30	1	7	14	8	-	1	-	1	-	FRAUD
-	-	-	-	-	-	-	-	-	-	AUTO THEFT
4	-	-	3	1	-	-	-	-	-	FORGERY, COUNTERFEIT.
-	-	-	-	-	-	-	-	-	-	SEX OFFENSES
9	-	3	4	2	-	-	-	-	-	MARIHUANA
21	3	1	10	7	-	-	-	-	-	NARCOTICS
18	-	6	6	6	-	1	1	-	-	WEAPONS AND FIREARMS
5	1	1	2	1	-	-	-	-	-	ESCAPE
3	-	1	-	2	-	3	3	-	-	OTHER GENERAL OFFENSES
14	1	4	6	3	2	-	-	-	-	IMMIGRATION LAWS
-	-	-	-	-	-	-	-	-	-	LIQUOR, INTERNAL REV.
-	-	-	-	-	-	-	-	-	-	SELECTIVE SERVICE ACT
18	4	7	7	-	5	5	5	-	-	OTHER SPECIAL OFFENSES (FEDERAL STATUTES)
<b>218</b>	<b>26</b>	<b>36</b>	<b>85</b>	<b>61</b>	<b>3</b>	<b>11</b>	<b>6</b>	<b>4</b>	<b>1</b>	<b>CALIFORNIA NORTHERN TOTAL</b>
-	-	-	-	-	-	-	-	-	-	HOMICIDE
2	-	-	1	1	-	-	-	-	-	ROBBERY
2	1	-	-	1	-	1	1	-	-	ASSAULT
-	-	-	-	-	-	-	-	-	-	BURGLARY
27	3	8	13	3	-	-	-	-	-	LARCENY AND THEFT
39	1	2	18	18	-	-	-	-	-	EMBEZZLEMENT
76	7	17	31	21	2	2	2	-	-	FRAUD
-	-	-	-	-	-	-	-	-	-	AUTO THEFT
16	-	2	7	7	-	-	-	-	-	FORGERY, COUNTERFEIT.
-	-	-	-	-	-	-	-	-	-	SEX OFFENSES
5	2	-	2	1	-	-	-	-	-	MARIHUANA
15	2	1	4	4	-	-	-	-	-	NARCOTICS
2	-	-	1	1	-	-	-	-	-	WEAPONS AND FIREARMS
-	-	-	-	-	-	-	-	-	-	ESCAPE
9	2	-	6	1	-	4	3	1	-	OTHER GENERAL OFFENSES
2	-	1	1	-	1	-	-	-	-	IMMIGRATION LAWS
-	-	-	-	-	-	-	-	-	-	LIQUOR, INTERNAL REV.
-	-	-	-	-	-	-	-	-	-	SELECTIVE SERVICE ACT
23	4	5	11	3	-	4	-	3	1	OTHER SPECIAL OFFENSES (FEDERAL STATUTES)

**TABLE 2**  
**UNITED STATES DISTRICT COURTS**  
**TYPE AND LENGTH OF SENTENCES FOR CONVICTED DEFENDANTS BY OFFENSE**  
**TWELVE MONTH PERIOD ENDED JUNE 30, 1982**

DISTRICT AND OFFENSE	TOTAL	TERMS OF IMPRISONMENT						PROBATION TERMS OF SPLIT SENTENCES				
		TOTAL	12 MOS. AND UNDER	13-24 MOS.	25-36 MOS.	37-60 MOS.	61 MOS. AND OVER	TOTAL	12 MOS. AND UNDER	13-24 MOS.	25-48 MOS.	49 MOS. AND OVER
<b>CALIFORNIA EASTERN TOTAL</b>	<b>444</b>	<b>261</b>	<b>40</b>	<b>25</b>	<b>28</b>	<b>59</b>	<b>109</b>	<b>43</b>	<b>1</b>	<b>4</b>	<b>12</b>	<b>26</b>
HOMICIDE	2	-	-	-	-	-	-	-	-	-	-	-
ROBBERY	78	76	-	-	-	-	-	-	-	-	-	-
ASSAULT	9	3	2	-	1	11	64	-	-	-	-	-
BURGLARY	4	2	-	-	1	-	-	3	1	-	2	-
LARCENY AND THEFT	33	2	-	2	-	-	-	1	-	-	1	-
EMBEZZLEMENT	25	11	3	3	3	1	1	1	-	-	-	1
FRAUD	38	4	-	1	-	3	-	8	-	-	2	6
AUTO THEFT	5	22	2	5	5	8	2	4	-	1	2	1
FORGERY, COUNTERFEIT.	26	9	2	-	-	4	-	1	-	-	-	1
SEX OFFENSES	1	1	-	-	-	1	-	-	-	-	-	3
MARIJUANA	18	8	1	-	2	3	2	2	-	-	-	-
NARCOTICS	92	69	3	3	11	19	33	9	-	-	2	2
WEAPONS AND FIREARMS	28	14	4	6	1	2	1	5	-	-	2	7
ESCAPE	9	7	4	-	3	-	-	1	-	-	1	4
OTHER GENERAL OFFENSES	13	7	3	2	-	-	2	1	-	-	1	-
IMMIGRATION LAWS	33	18	12	4	-	-	2	2	-	1	-	1
LIQUOR, INTERNAL REV.	-	-	-	-	-	-	-	-	-	-	-	-
SELECTIVE SERVICE ACT	-	-	-	-	-	-	-	-	-	-	-	-
OTHER SPECIAL OFFENSES (FEDERAL STATUTES)	29	6	4	1	-	1	-	-	-	-	-	-
<b>CALIFORNIA CENTRAL TOTAL</b>	<b>1,204</b>	<b>510</b>	<b>106</b>	<b>82</b>	<b>46</b>	<b>85</b>	<b>191</b>	<b>195</b>	<b>2</b>	<b>8</b>	<b>78</b>	<b>107</b>
HOMICIDE	3	3	-	-	-	-	3	-	-	-	-	-
ROBBERY	233	195	1	7	11	37	139	18	-	-	2	16
ASSAULT	14	8	2	3	-	1	2	2	1	-	-	1
BURGLARY	2	1	-	-	-	-	1	-	-	-	-	-
LARCENY AND THEFT	116	42	8	14	6	8	6	12	-	1	5	6
EMBEZZLEMENT	111	4	1	-	1	2	-	18	-	-	10	8
FRAUD	206	47	16	18	5	6	2	35	-	1	16	18
AUTO THEFT	9	5	2	-	-	1	2	1	-	-	-	1
FORGERY, COUNTERFEIT.	119	18	4	4	3	3	4	32	-	1	19	12
SEX OFFENSES	1	1	-	-	-	-	1	-	-	-	-	-
MARIJUANA	10	6	-	3	-	3	-	4	-	1	-	-
NARCOTICS	132	93	15	18	18	19	23	20	-	1	8	3
WEAPONS AND FIREARMS	47	3	2	-	-	-	1	17	-	-	8	11
ESCAPE	73	61	48	10	2	1	-	11	1	2	8	7
OTHER GENERAL OFFENSES	13	4	-	1	-	2	1	2	-	-	1	1
IMMIGRATION LAWS	34	10	6	4	-	-	-	12	-	-	7	5
LIQUOR, INTERNAL REV.	-	-	-	-	-	-	-	-	-	-	-	-
SELECTIVE SERVICE ACT	-	-	-	-	-	-	-	-	-	-	-	-
OTHER SPECIAL OFFENSES (FEDERAL STATUTES)	81	9	1	-	-	2	6	11	-	1	1	9
<b>CALIFORNIA SOUTHERN TOTAL</b>	<b>1,212</b>	<b>527</b>	<b>156</b>	<b>155</b>	<b>84</b>	<b>79</b>	<b>53</b>	<b>248</b>	<b>2</b>	<b>14</b>	<b>181</b>	<b>51</b>
HOMICIDE	3	3	-	-	-	1	2	-	-	-	-	-
ROBBERY	36	31	1	3	-	7	20	3	-	-	1	2
ASSAULT	17	12	4	2	3	3	-	3	-	-	2	1
BURGLARY	-	-	-	-	-	-	-	-	-	-	-	-
LARCENY AND THEFT	35	16	2	5	-	5	4	7	-	-	4	3
EMBEZZLEMENT	33	2	1	-	-	-	1	4	-	1	2	1
FRAUD	85	28	10	11	4	3	-	16	-	4	8	4
AUTO THEFT	15	14	-	-	3	7	4	-	-	-	-	-
FORGERY, COUNTERFEIT.	37	13	3	4	4	1	1	12	-	-	-	-
SEX OFFENSES	88	-	-	-	-	-	-	-	-	-	9	3
MARIJUANA	88	22	8	5	4	3	2	22	-	-	-	-
NARCOTICS	267	136	14	30	41	33	18	54	-	2	15	5
WEAPONS AND FIREARMS	20	8	3	4	1	-	-	7	-	1	38	15
ESCAPE	27	17	12	2	1	2	-	3	-	-	3	-
OTHER GENERAL OFFENSES	9	4	1	1	2	-	-	7	-	-	7	-
IMMIGRATION LAWS	455	212	91	86	21	13	1	108	2	4	86	16
LIQUOR, INTERNAL REV.	-	-	-	-	-	-	-	-	-	-	-	-
SELECTIVE SERVICE ACT	-	-	-	-	-	-	-	-	-	-	-	-
OTHER SPECIAL OFFENSES (FEDERAL STATUTES)	85	9	6	2	-	1	-	7	-	2	4	1

**TABLE 2**  
**UNITED STATES DISTRICT COURTS**  
**TYPE AND LENGTH OF SENTENCES FOR CONVICTED DEFENDANTS BY OFFENSE**  
**TWELVE MONTH PERIOD ENDED JUNE 30, 1982**

DISTRICT AND OFFENSE	TERMS OF PROBATION					PROBATION W/O SUPERVISION SUSPENDED SENTENCE	FINE ONLY			
	TOTAL	12 MOS. AND UNDER	13-24 MOS.	25-48 MOS.	49 MOS. AND OVER		TOTAL	LESS THAN \$1,000	\$1,000-9,999	\$10,000 AND OVER
<b>CALIFORNIA EASTERN TOTAL</b>	<b>122</b>	<b>28</b>	<b>14</b>	<b>41</b>	<b>39</b>	<b>5</b>	<b>13</b>	<b>13</b>	<b>-</b>	<b>-</b>
HOMICIDE	1	1	-	-	-	-	1	1	-	-
ROBBERY	1	-	-	-	-	-	1	1	-	-
ASSAULT	2	1	-	1	-	-	1	1	-	-
BURGLARY	1	-	1	-	-	-	-	-	-	-
LARCENY AND THEFT	19	4	1	6	8	-	2	2	-	-
EMBEZZLEMENT	13	2	-	7	4	-	-	-	-	-
FRAUD	12	1	1	6	4	-	-	-	-	-
AUTO THEFT	11	-	3	3	5	-	-	-	-	-
FORGERY, COUNTERFEIT.	8	1	-	4	3	-	-	-	-	-
SEX OFFENSES	14	2	1	3	8	-	-	-	-	-
MARIJUANA	10	-	2	8	3	-	-	-	-	-
NARCOTICS	2	1	-	-	1	-	-	-	-	-
WEAPONS AND FIREARMS	3	3	-	-	-	2	-	-	-	-
ESCAPE	12	4	3	4	1	1	-	-	-	-
OTHER GENERAL OFFENSES	-	-	-	-	-	-	-	-	-	-
IMMIGRATION LAWS	-	-	-	-	-	-	-	-	-	-
LIQUOR, INTERNAL REV.	-	-	-	-	-	-	-	-	-	-
SELECTIVE SERVICE ACT	-	-	-	-	-	-	-	-	-	-
OTHER SPECIAL OFFENSES (FEDERAL STATUTES)	13	8	2	2	1	2	8	8	-	-
<b>CALIFORNIA CENTRAL TOTAL</b>	<b>476</b>	<b>29</b>	<b>65</b>	<b>257</b>	<b>125</b>	<b>4</b>	<b>19</b>	<b>11</b>	<b>4</b>	<b>4</b>
HOMICIDE	-	-	-	-	-	-	-	-	-	-
ROBBERY	20	-	-	4	16	-	-	-	-	-
ASSAULT	4	-	1	3	-	-	-	-	-	-
BURGLARY	1	-	-	1	-	-	-	-	-	-
LARCENY AND THEFT	60	3	8	35	14	2	-	-	-	-
EMBEZZLEMENT	89	-	10	50	29	-	-	-	-	-
FRAUD	116	7	19	58	32	-	8	5	3	-
AUTO THEFT	3	-	-	2	1	-	-	-	-	-
FORGERY, COUNTERFEIT.	69	2	4	47	16	-	-	-	-	-
SEX OFFENSES	-	-	-	-	-	-	-	-	-	-
MARIJUANA	-	-	-	-	-	-	-	-	-	-
NARCOTICS	18	3	-	10	5	-	1	1	-	-
WEAPONS AND FIREARMS	26	-	3	17	6	-	-	-	-	-
ESCAPE	7	-	-	-	-	1	-	-	-	-
OTHER GENERAL OFFENSES	-	-	3	3	1	-	-	-	-	-
IMMIGRATION LAWS	12	-	2	9	1	-	-	-	-	-
LIQUOR, INTERNAL REV.	-	-	-	-	-	-	-	-	-	-
SELECTIVE SERVICE ACT	-	-	-	-	-	-	-	-	-	-
OTHER SPECIAL OFFENSES (FEDERAL STATUTES)	51	14	15	18	4	1	9	4	1	4
<b>CALIFORNIA SOUTHERN TOTAL</b>	<b>317</b>	<b>51</b>	<b>61</b>	<b>141</b>	<b>64</b>	<b>113</b>	<b>7</b>	<b>7</b>	<b>-</b>	<b>-</b>
HOMICIDE	-	-	-	-	-	-	-	-	-	-
ROBBERY	2	-	-	1	1	-	-	-	-	-
ASSAULT	1	-	-	1	-	-	1	1	-	-
BURGLARY	11	2	2	5	2	1	-	-	-	-
LARCENY AND THEFT	26	7	6	7	6	1	-	-	-	-
EMBEZZLEMENT	33	4	8	13	8	7	1	1	-	-
FRAUD	-	-	-	-	-	1	-	-	-	-
AUTO THEFT	10	-	1	7	2	2	-	-	-	-
FORGERY, COUNTERFEIT.	39	11	8	17	3	5	-	-	-	-
SEX OFFENSES	68	14	4	24	26	9	-	-	-	-
MARIJUANA	9	-	4	4	1	-	-	-	-	-
NARCOTICS	2	2	-	-	-	1	-	-	-	-
WEAPONS AND FIREARMS	2	-	-	-	-	-	-	-	-	-
ESCAPE	74	4	19	39	12	61	-	-	-	-
OTHER GENERAL OFFENSES	-	-	-	-	-	-	-	-	-	-
IMMIGRATION LAWS	-	-	-	-	-	-	-	-	-	-
LIQUOR, INTERNAL REV.	-	-	-	-	-	-	-	-	-	-
SELECTIVE SERVICE ACT	-	-	-	-	-	-	-	-	-	-
OTHER SPECIAL OFFENSES (FEDERAL STATUTES)	40	7	9	21	3	24	5	5	-	-

**TABLE 2**  
**UNITED STATES DISTRICT COURTS**  
**TYPE AND LENGTH OF SENTENCES FOR CONVICTED DEFENDANTS BY OFFENSE**  
**TWELVE MONTH PERIOD ENDED JUNE 30, 1982**

DISTRICT AND OFFENSE	TOTAL	TERMS OF IMPRISONMENT						PROBATION TERMS OF SPLIT SENTENCES				
		TOTAL	12 MOS. AND UNDER	13-24 MOS.	25-36 MOS.	37-60 MOS.	61 MOS. AND OVER	TOTAL	12 MOS. AND UNDER	13-24 MOS.	25-48 MOS.	49 MOS. AND OVER
<b>HAWAII TOTAL</b>	1,027	34	8	4	4	13	5	10	1	1	3	5
HOMICIDE	-	-	-	-	-	-	-	-	-	-	-	-
ROBBERY	-	-	-	-	-	-	-	-	-	-	-	-
ASSAULT	6	2	1	-	-	1	-	-	-	-	-	-
BURGLARY	1	-	-	-	-	-	-	-	-	-	-	-
LARCENY AND THEFT	90	3	2	-	-	1	-	4	1	1	2	-
EMBEZZLEMENT	5	-	-	-	-	-	-	1	-	-	-	1
FRAUD	7	3	-	1	-	1	1	2	-	-	-	2
AUTO THEFT	-	-	-	-	-	-	-	-	-	-	-	-
FORGERY, COUNTERFEIT.	3	2	-	1	-	1	-	-	-	-	-	-
SEX OFFENSES	4	4	-	-	-	3	1	-	-	-	-	-
MARIHUANA	7	2	2	-	-	-	-	-	-	-	-	-
NARCOTICS	24	14	1	2	4	6	1	1	-	-	-	1
WEAPONS AND FIREARMS	8	3	1	-	-	-	2	1	-	-	-	1
ESCAPE	-	-	-	-	-	-	-	-	-	-	-	-
OTHER GENERAL OFFENSES	858	-	-	-	-	-	-	-	-	-	-	-
IMMIGRATION LAWS	2	-	-	-	-	-	-	-	-	-	-	-
LIQUOR, INTERNAL REV.	-	-	-	-	-	-	-	-	-	-	-	-
SELECTIVE SERVICE ACT	-	-	-	-	-	-	-	-	-	-	-	-
OTHER SPECIAL OFFENSES (FEDERAL STATUTES)	12	1	1	-	-	-	-	1	-	-	1	-
<b>IDAHO TOTAL</b>	93	24	2	2	3	4	13	13	1	1	7	4
HOMICIDE	-	-	-	-	-	-	-	-	-	-	-	-
ROBBERY	7	6	-	-	-	1	5	-	-	-	-	-
ASSAULT	1	-	-	-	-	-	-	-	-	-	-	-
BURGLARY	1	-	-	-	-	-	-	-	-	-	-	-
LARCENY AND THEFT	6	3	1	-	-	1	1	-	-	-	-	-
EMBEZZLEMENT	6	-	-	-	-	-	-	-	-	-	-	-
FRAUD	12	1	-	-	1	-	-	3	-	-	2	1
AUTO THEFT	2	-	-	-	-	-	-	2	-	-	1	1
FORGERY, COUNTERFEIT.	12	4	1	1	1	1	-	-	-	-	-	-
SEX OFFENSES	1	1	-	-	-	-	1	-	-	-	-	-
MARIHUANA	1	-	-	-	-	-	-	-	-	-	-	-
NARCOTICS	14	6	-	-	-	-	6	4	-	-	3	1
WEAPONS AND FIREARMS	1	-	-	-	-	-	-	1	-	-	1	-
ESCAPE	4	1	-	-	-	1	-	-	-	-	-	-
OTHER GENERAL OFFENSES	3	1	-	1	-	-	-	2	-	1	-	1
IMMIGRATION LAWS	-	-	-	-	-	-	-	-	-	-	-	-
LIQUOR, INTERNAL REV.	-	-	-	-	-	-	-	-	-	1	-	-
SELECTIVE SERVICE ACT	-	-	-	-	-	-	-	-	-	-	-	-
OTHER SPECIAL OFFENSES (FEDERAL STATUTES)	16	-	-	-	-	-	-	1	1	-	-	-
<b>MONTANA TOTAL</b>	109	26	5	2	5	5	9	18	-	1	10	7
HOMICIDE	9	6	-	1	-	-	5	1	-	-	1	-
ROBBERY	2	2	-	-	-	1	1	-	-	-	-	-
ASSAULT	10	7	3	-	2	1	1	1	-	1	-	-
BURGLARY	10	1	-	-	1	-	-	3	-	1	1	1
LARCENY AND THEFT	19	4	1	-	-	1	2	3	-	-	1	2
EMBEZZLEMENT	7	1	-	1	-	-	-	-	-	-	-	-
FRAUD	11	-	-	-	-	-	-	2	-	-	2	-
AUTO THEFT	1	-	-	-	-	-	-	-	-	-	-	-
FORGERY, COUNTERFEIT.	14	1	-	-	1	-	-	5	-	-	1	4
SEX OFFENSES	1	1	-	-	-	1	-	-	-	-	-	-
MARIHUANA	-	-	-	-	-	-	-	-	-	-	-	-
NARCOTICS	2	-	-	-	-	-	-	-	-	-	-	-
WEAPONS AND FIREARMS	5	1	-	-	-	1	-	-	-	-	-	-
ESCAPE	1	1	1	-	-	-	-	-	-	-	-	-
OTHER GENERAL OFFENSES	1	1	-	-	1	-	-	-	-	-	-	-
IMMIGRATION LAWS	3	-	-	-	-	-	-	3	-	-	3	-
LIQUOR, INTERNAL REV.	-	-	-	-	-	-	-	-	-	-	-	-
SELECTIVE SERVICE ACT	-	-	-	-	-	-	-	-	-	-	-	-
OTHER SPECIAL OFFENSES (FEDERAL STATUTES)	13	-	-	-	-	-	-	-	-	-	-	-

**TABLE 2**  
**UNITED STATES DISTRICT COURTS**  
**TYPE AND LENGTH OF SENTENCES FOR CONVICTED DEFENDANTS BY OFFENSE**  
**TWELVE MONTH PERIOD ENDED JUNE 30, 1982**

DISTRICT AND OFFENSE	TOTAL	TERMS OF PROBATION				PROBATION W/D SUPERVISION SUSPENDED SENTENCE	FINE ONLY			DISTRICT AND OFFENSE
		12 MOS. AND UNDER	13-24 MOS.	25-48 MOS.	49 MOS. AND OVER		TOTAL	LESS THAN \$1,000	\$1,000-9,999	
<b>HAWAII TOTAL</b>	273	225	4	7	17	164	566	566	-	-
HOMICIDE	-	-	-	-	-	-	-	-	-	-
ROBBERY	3	3	-	-	-	-	-	-	-	-
ASSAULT	1	-	-	-	-	-	-	-	-	-
BURGLARY	50	43	-	2	5	18	15	15	-	-
LARCENY AND THEFT	4	1	-	1	2	-	-	-	-	-
EMBEZZLEMENT	2	-	-	1	1	-	-	-	-	-
FRAUD	1	-	-	-	-	-	-	-	-	-
AUTO THEFT	-	-	-	-	-	-	-	-	-	-
FORGERY, COUNTERFEIT.	4	2	-	1	1	-	-	-	-	-
SEX OFFENSES	5	1	-	-	4	3	1	1	-	-
MARIHUANA	2	1	-	-	1	-	2	2	-	-
NARCOTICS	179	172	4	2	1	142	537	537	-	-
WEAPONS AND FIREARMS	-	-	-	-	-	-	-	-	-	-
ESCAPE	-	-	-	-	-	-	-	-	-	-
OTHER GENERAL OFFENSES	2	2	-	-	-	1	7	7	-	-
IMMIGRATION LAWS	-	-	-	-	-	-	-	-	-	-
LIQUOR, INTERNAL REV.	-	-	-	-	-	-	-	-	-	-
SELECTIVE SERVICE ACT	-	-	-	-	-	-	-	-	-	-
OTHER SPECIAL OFFENSES (FEDERAL STATUTES)	-	-	-	-	-	-	-	-	-	-
<b>IDAHO TOTAL</b>	49	4	15	28	2	-	7	6	1	-
HOMICIDE	1	-	-	1	-	-	-	-	-	-
ROBBERY	1	-	-	1	-	-	-	-	-	-
ASSAULT	2	-	1	-	-	-	-	-	-	-
BURGLARY	6	-	1	-	-	-	1	1	-	-
LARCENY AND THEFT	7	1	3	3	-	-	-	-	-	-
EMBEZZLEMENT	1	-	-	-	-	-	1	1	-	-
FRAUD	8	-	-	-	-	-	-	-	-	-
AUTO THEFT	1	-	1	7	-	-	-	-	-	-
FORGERY, COUNTERFEIT.	4	-	-	-	-	-	-	-	-	-
SEX OFFENSES	1	-	1	-	-	-	-	-	-	-
MARIHUANA	5	1	-	2	1	-	-	-	-	-
NARCOTICS	-	-	1	4	-	-	-	-	-	-
WEAPONS AND FIREARMS	3	1	-	2	-	-	-	-	-	-
ESCAPE	-	-	-	-	-	-	-	-	-	-
OTHER GENERAL OFFENSES	-	-	-	-	-	-	-	-	-	-
IMMIGRATION LAWS	-	-	-	-	-	-	-	-	-	-
LIQUOR, INTERNAL REV.	-	-	-	-	-	-	-	-	-	-
SELECTIVE SERVICE ACT	-	-	-	-	-	-	-	-	-	-
OTHER SPECIAL OFFENSES (FEDERAL STATUTES)	10	1	7	2	-	-	5	4	1	-
<b>MONTANA TOTAL</b>	57	4	21	22	10	4	4	4	-	-
HOMICIDE	2	-	-	2	-	-	-	-	-	-
ROBBERY	2	-	1	1	-	-	-	-	-	-
ASSAULT	6	-	2	3	1	-	-	-	-	-
BURGLARY	12	1	5	4	2	-	-	-	-	-
LARCENY AND THEFT	6	-	3	2	1	-	-	-	-	-
EMBEZZLEMENT	9	1	2	3	3	-	-	-	-	-
FRAUD	1	-	-	1	-	-	-	-	-	-
AUTO THEFT	8	-	4	3	1	-	-	-	-	-
FORGERY, COUNTERFEIT.	-	-	-	-	-	-	-	-	-	-
SEX OFFENSES	-	-	-	-	-	-	-	-	-	-
MARIHUANA	2	-	-	-	2	-	-	-	-	-
NARCOTICS	4	-	1	3	-	-	-	-	-	-
WEAPONS AND FIREARMS	-	-	-	-	-	-	-	-	-	-
ESCAPE	-	-	-	-	-	-	-	-	-	-
OTHER GENERAL OFFENSES	-	-	-	-	-	-	-	-	-	-
IMMIGRATION LAWS	-	-	-	-	-	-	-	-	-	-
LIQUOR, INTERNAL REV.	-	-	-	-	-	-	-	-	-	-
SELECTIVE SERVICE ACT	-	-	-	-	-	-	-	-	-	-
OTHER SPECIAL OFFENSES (FEDERAL STATUTES)	5	2	3	-	-	4	4	4	-	-



**TABLE 2  
UNITED STATES DISTRICT COURTS  
TYPE AND LENGTH OF SENTENCES FOR CONVICTED DEFENDANTS BY OFFENSE  
TWELVE MONTH PERIOD ENDED JUNE 30, 1982**

DISTRICT AND OFFENSE	TOTAL	TERMS OF IMPRISONMENT						PROBATION TERMS OF SPLIT SENTENCES				
		TOTAL	12 MOS. AND UNDER	13-24 MOS.	25-36 MOS.	37-60 MOS.	61 MOS. AND OVER	TOTAL	12 MOS. AND UNDER	13-24 MOS.	25-48 MOS.	49 MOS. AND OVER
<b>NEVADA</b>												
<b>TOTAL</b>	167	85	10	10	19	22	24	19	-	-	8	11
HOMICIDE	1	-	-	-	-	-	-	-	-	-	-	-
ROBBERY	13	9	1	-	1	-	7	1	-	-	-	1
ASSAULT	2	1	-	-	1	-	-	-	-	-	-	-
BURGLARY	7	3	-	-	-	2	2	1	-	-	1	-
LARCENY AND THEFT	5	3	-	-	2	1	-	-	-	-	-	-
EMBEZZLEMENT	7	1	-	1	-	-	-	2	-	-	1	1
FRAUD	31	15	4	2	1	7	1	7	-	-	1	6
AUTO THEFT	2	2	-	-	1	1	-	-	-	-	-	-
FORGERY, COUNTERFEIT.	20	11	2	1	4	1	3	3	-	-	-	3
SEX OFFENSES	-	-	-	-	-	-	-	-	-	-	-	-
MARIHUANA	2	-	-	-	-	-	-	-	-	-	-	-
NARCOTICS	48	24	-	2	7	5	9	4	-	-	4	-
WEAPONS AND FIREARMS	6	2	-	1	-	-	1	1	-	-	-	-
ESCAPE	6	6	1	1	2	2	1	1	-	-	1	-
OTHER GENERAL OFFENSES	7	4	2	-	-	-	1	-	-	-	-	-
IMMIGRATION LAWS	1	1	-	1	-	-	-	-	-	-	-	-
LIQUOR, INTERNAL REV.	-	-	-	-	-	-	-	-	-	-	-	-
SELECTIVE SERVICE ACT	-	-	-	-	-	-	-	-	-	-	-	-
OTHER SPECIAL OFFENSES (FEDERAL STATUTES)	9	2	-	1	-	1	-	-	-	-	-	-
<b>OREGON</b>												
<b>TOTAL</b>	148	66	3	5	6	13	39	35	-	-	-	35
HOMICIDE	2	2	-	-	2	-	-	-	-	-	-	-
ROBBERY	30	27	-	-	1	4	22	2	-	-	-	2
ASSAULT	1	1	-	-	-	-	1	-	-	-	-	-
BURGLARY	1	-	-	-	-	-	-	-	-	-	-	-
LARCENY AND THEFT	15	5	-	-	1	3	1	5	-	-	-	5
EMBEZZLEMENT	23	1	-	-	-	1	-	10	-	-	-	10
FRAUD	22	1	1	-	-	-	-	9	-	-	-	9
AUTO THEFT	1	-	-	-	-	-	-	-	-	-	-	-
FORGERY, COUNTERFEIT.	4	4	-	1	1	1	1	1	-	-	-	-
SEX OFFENSES	1	1	-	-	-	1	-	-	-	-	-	-
MARIHUANA	6	2	-	1	-	1	-	-	-	-	-	-
NARCOTICS	17	14	1	-	-	1	12	2	-	-	-	2
WEAPONS AND FIREARMS	7	3	-	1	1	-	1	3	-	-	-	3
ESCAPE	2	1	-	1	-	-	1	1	-	-	-	1
OTHER GENERAL OFFENSES	4	2	-	-	-	-	1	1	-	-	-	1
IMMIGRATION LAWS	1	-	-	-	-	1	1	1	-	-	-	1
LIQUOR, INTERNAL REV.	-	-	-	-	-	-	-	-	-	-	-	-
SELECTIVE SERVICE ACT	-	-	-	-	-	-	-	-	-	-	-	-
OTHER SPECIAL OFFENSES (FEDERAL STATUTES)	11	2	1	1	-	-	-	2	-	-	-	2
<b>WASHINGTON EASTERN</b>												
<b>TOTAL</b>	127	48	28	7	2	11	-	13	1	3	5	4
HOMICIDE	-	-	-	-	-	-	-	-	-	-	-	-
ROBBERY	-	-	-	-	-	-	-	-	-	-	-	-
ASSAULT	2	-	-	-	-	-	-	1	-	-	1	-
BURGLARY	1	1	-	-	1	-	-	-	-	-	-	-
LARCENY AND THEFT	5	1	-	-	-	1	-	-	-	-	-	-
EMBEZZLEMENT	6	-	-	-	-	-	-	-	-	-	-	-
FRAUD	29	7	4	2	-	1	-	3	-	-	-	3
AUTO THEFT	-	-	-	-	-	-	-	-	-	-	-	-
FORGERY, COUNTERFEIT.	13	5	1	3	-	1	-	1	-	-	1	-
SEX OFFENSES	-	-	-	-	-	-	-	-	-	-	-	-
MARIHUANA	1	-	-	-	-	-	-	-	-	-	-	-
NARCOTICS	11	4	-	-	1	3	-	1	-	-	1	-
WEAPONS AND FIREARMS	8	5	-	1	-	4	-	1	-	-	1	-
ESCAPE	1	-	-	-	-	-	-	1	-	-	-	-
OTHER GENERAL OFFENSES	1	-	-	-	-	-	-	1	-	-	-	-
IMMIGRATION LAWS	41	24	22	1	-	1	-	4	-	3	-	1
LIQUOR, INTERNAL REV.	-	-	-	-	-	-	-	-	-	-	-	-
SELECTIVE SERVICE ACT	-	-	-	-	-	-	-	-	-	-	-	-
OTHER SPECIAL OFFENSES (FEDERAL STATUTES)	8	1	1	-	-	-	-	-	-	-	-	-

**TABLE 2  
UNITED STATES DISTRICT COURTS  
TYPE AND LENGTH OF SENTENCES FOR CONVICTED DEFENDANTS BY OFFENSE  
TWELVE MONTH PERIOD ENDED JUNE 30, 1982**

DISTRICT AND OFFENSE	TERMS OF PROBATION					PROBATION W/O SUPERVISION SUSPENDED SENTENCE	FINE ONLY			DISTRICT AND OFFENSE
	TOTAL	12 MOS. AND UNDER	13-24 MOS.	25-48 MOS.	49 MOS. AND OVER		TOTAL	LESS THAN \$1,000	\$1,000-9,999	
<b>NEVADA</b>										
<b>TOTAL</b>	59	5	10	22	22	1	3	2	1	-
HOMICIDE	1	-	-	1	-	-	-	-	-	-
ROBBERY	3	-	-	-	3	-	-	-	-	-
ASSAULT	2	-	-	1	1	-	1	1	-	-
BURGLARY	2	-	-	-	2	-	-	-	-	-
LARCENY AND THEFT	4	-	-	3	1	-	-	-	-	-
EMBEZZLEMENT	8	-	-	2	4	1	-	-	-	-
FRAUD	6	-	1	1	4	-	-	-	-	-
AUTO THEFT	2	1	1	-	-	-	-	-	-	-
FORGERY, COUNTERFEIT.	20	2	4	7	7	-	-	-	-	-
SEX OFFENSES	3	-	1	1	1	-	-	-	-	-
MARIHUANA	2	1	-	-	-	-	-	-	-	-
NARCOTICS	6	2	1	1	1	-	-	-	-	-
WEAPONS AND FIREARMS	3	-	-	-	-	-	-	-	-	-
ESCAPE	3	-	-	3	-	-	-	-	-	-
OTHER GENERAL OFFENSES	-	-	-	-	-	-	-	-	-	-
IMMIGRATION LAWS	-	-	-	-	-	-	-	-	-	-
LIQUOR, INTERNAL REV.	-	-	-	-	-	-	-	-	-	-
SELECTIVE SERVICE ACT	-	-	-	-	-	-	-	-	-	-
OTHER SPECIAL OFFENSES (FEDERAL STATUTES)	5	2	1	1	1	-	2	1	1	-
<b>OREGON</b>										
<b>TOTAL</b>	43	7	3	6	27	3	1	1	-	-
HOMICIDE	-	-	-	-	-	-	-	-	-	-
ROBBERY	1	-	-	-	1	-	-	-	-	-
ASSAULT	1	-	-	-	-	-	-	-	-	-
BURGLARY	5	2	1	1	1	-	-	-	-	-
LARCENY AND THEFT	11	-	1	2	8	1	-	-	-	-
EMBEZZLEMENT	12	1	-	2	9	-	-	-	-	-
FRAUD	1	-	-	-	-	-	-	-	-	-
AUTO THEFT	1	-	1	-	-	-	-	-	-	-
FORGERY, COUNTERFEIT.	4	-	-	-	-	-	-	-	-	-
SEX OFFENSES	1	-	-	-	-	-	-	-	-	-
MARIHUANA	1	-	-	-	-	-	-	-	-	-
NARCOTICS	1	-	-	-	-	-	-	-	-	-
WEAPONS AND FIREARMS	1	-	-	-	-	-	-	-	-	-
ESCAPE	1	-	-	-	-	-	-	-	-	-
OTHER GENERAL OFFENSES	1	-	-	-	-	-	-	-	-	-
IMMIGRATION LAWS	1	-	-	-	-	-	-	-	-	-
LIQUOR, INTERNAL REV.	-	-	-	-	-	-	-	-	-	-
SELECTIVE SERVICE ACT	-	-	-	-	-	-	-	-	-	-
OTHER SPECIAL OFFENSES (FEDERAL STATUTES)	4	4	-	-	-	2	1	1	-	-
<b>WASHINGTON EASTERN</b>										
<b>TOTAL</b>	50	10	12	18	10	11	5	5	-	-
HOMICIDE	-	-	-	-	-	-	-	-	-	-
ROBBERY	1	1	-	-	-	-	-	-	-	-
ASSAULT	3	2	-	-	1	-	-	-	-	-
BURGLARY	6	2	-	-	2	-	1	1	-	-
LARCENY AND THEFT	16	1	6	4	5	3	-	-	-	-
EMBEZZLEMENT	7	1	1	5	-	-	-	-	-	-
FRAUD	1	-	-	-	-	-	-	-	-	-
AUTO THEFT	5	-	1	4	-	1	-	-	-	-
FORGERY, COUNTERFEIT.	1	-	-	-	-	-	-	-	-	-
SEX OFFENSES	1	-	-	-	-	-	-	-	-	-
MARIHUANA	1	-	-	-	-	-	-	-	-	-
NARCOTICS	1	-	-	-	-	-	-	-	-	-
WEAPONS AND FIREARMS	1	-	-	-	-	-	-	-	-	-
ESCAPE	1	-	-	-	-	-	-	-	-	-
OTHER GENERAL OFFENSES	6	3	1	1	1	6	1	1	-	-
IMMIGRATION LAWS	-	-	-	-	-	-	-	-	-	-
LIQUOR, INTERNAL REV.	-	-	-	-	-	-	-	-	-	-
SELECTIVE SERVICE ACT	-	-	-	-	-	-	-	-	-	-
OTHER SPECIAL OFFENSES (FEDERAL STATUTES)	4	-	2	2	-	-	3	3	-	-

**TABLE 2  
UNITED STATES DISTRICT COURTS  
TYPE AND LENGTH OF SENTENCES FOR CONVICTED DEFENDANTS BY OFFENSE  
TWELVE MONTH PERIOD ENDED JUNE 30, 1982**

DISTRICT AND OFFENSE	TOTAL	TERMS OF IMPRISONMENT						PROBATION TERMS OF SPLIT SENTENCES				
		TOTAL	12 MOS. AND UNDER	13-24 MOS.	25-36 MOS.	37-60 MOS.	61 MOS. AND OVER	TOTAL	12 MOS. AND UNDER	13-24 MOS.	25-48 MOS.	49 MOS. AND OVER
<b>WASHINGTON WESTERN TOTAL</b>	<b>679</b>	<b>189</b>	<b>48</b>	<b>34</b>	<b>27</b>	<b>36</b>	<b>44</b>	<b>60</b>	-	<b>11</b>	<b>29</b>	<b>20</b>
HOMICIDE	31	28	-	-	-	-	26	3	-	-	2	1
ROBBERY	5	2	1	-	-	-	1	1	-	-	-	-
ASSAULT	1	1	-	-	1	-	-	-	-	1	1	1
BURGLARY	60	16	4	1	4	6	1	3	-	1	2	1
LARCENY AND THEFT	40	3	-	-	1	2	-	3	-	-	2	1
EMBEZZLEMENT	63	31	11	8	4	7	1	15	-	2	6	7
FRAUD	1	-	-	-	-	-	-	-	-	-	-	2
AUTO THEFT	1	-	-	-	-	-	-	3	-	-	1	-
FORGERY, COUNTERFEIT.	13	8	-	1	1	4	2	3	-	-	-	-
SEX OFFENSES	1	-	-	-	-	-	-	3	-	-	1	2
MARIHUANA	40	23	7	4	4	4	4	3	-	1	5	2
NARCOTICS	62	48	12	10	9	8	9	8	-	-	3	-
WEAPONS AND FIREARMS	10	3	1	2	-	-	-	3	-	-	-	-
ESCAPE	7	6	4	-	-	1	-	3	-	1	2	-
OTHER GENERAL OFFENSES	285	4	3	-	-	-	-	1	-	1	-	-
IMMIGRATION LAWS	7	3	1	2	-	-	-	-	-	-	-	-
LIQUOR, INTERNAL REV.	-	-	-	-	-	-	-	-	-	-	-	-
SELECTIVE SERVICE ACT	-	-	-	-	-	-	-	-	-	5	5	4
OTHER SPECIAL OFFENSES (FEDERAL STATUTES)	53	13	4	5	2	2	-	14	-	-	-	-
<b>GUAM TOTAL</b>	<b>61</b>	<b>13</b>	<b>2</b>	<b>1</b>	<b>2</b>	<b>1</b>	<b>7</b>	<b>3</b>	-	-	-	<b>3</b>
HOMICIDE	4	4	-	-	-	-	4	-	-	-	-	-
ROBBERY	-	-	-	-	-	-	-	-	-	-	-	-
ASSAULT	-	-	-	-	-	-	-	-	-	-	-	-
BURGLARY	4	-	-	-	-	-	-	-	-	-	-	-
LARCENY AND THEFT	2	-	-	-	-	-	-	-	-	-	-	-
EMBEZZLEMENT	6	-	-	-	-	-	-	-	-	-	-	-
FRAUD	1	-	-	-	-	-	-	-	-	-	-	-
AUTO THEFT	1	-	-	-	-	-	-	-	-	-	-	-
FORGERY, COUNTERFEIT.	1	-	-	-	-	-	-	-	-	-	-	-
SEX OFFENSES	4	1	1	-	-	-	-	-	-	-	-	3
MARIHUANA	22	8	1	1	2	1	3	3	-	-	-	-
NARCOTICS	2	-	-	-	-	-	-	-	-	-	-	-
WEAPONS AND FIREARMS	3	-	-	-	-	-	-	-	-	-	-	-
ESCAPE	2	-	-	-	-	-	-	-	-	-	-	-
OTHER GENERAL OFFENSES	2	-	-	-	-	-	-	-	-	-	-	-
IMMIGRATION LAWS	2	-	-	-	-	-	-	-	-	-	-	-
LIQUOR, INTERNAL REV.	-	-	-	-	-	-	-	-	-	-	-	-
SELECTIVE SERVICE ACT	-	-	-	-	-	-	-	-	-	-	-	-
OTHER SPECIAL OFFENSES (FEDERAL STATUTES)	9	-	-	-	-	-	-	-	-	-	-	-
<b>NORTHERN MARIANAS TOTAL</b>	<b>22</b>	<b>9</b>	-	<b>1</b>	<b>2</b>	<b>2</b>	<b>4</b>	<b>3</b>	-	<b>1</b>	<b>1</b>	<b>1</b>
HOMICIDE	2	2	-	-	-	-	2	-	-	-	-	-
ROBBERY	6	2	-	-	2	-	-	2	-	1	1	-
ASSAULT	8	3	-	-	-	1	2	-	-	-	-	-
BURGLARY	3	1	-	-	-	1	-	-	-	-	-	-
LARCENY AND THEFT	-	-	-	-	-	-	-	-	-	-	-	-
EMBEZZLEMENT	-	-	-	-	-	-	-	-	-	-	-	-
FRAUD	-	-	-	-	-	-	-	-	-	-	-	-
AUTO THEFT	-	-	-	-	-	-	-	-	-	-	-	-
FORGERY, COUNTERFEIT.	-	-	-	-	-	-	-	-	-	-	-	1
SEX OFFENSES	1	-	-	-	-	-	-	1	-	-	-	-
MARIHUANA	-	-	-	-	-	-	-	-	-	-	-	-
NARCOTICS	-	-	-	-	-	-	-	-	-	-	-	-
WEAPONS AND FIREARMS	1	1	-	1	-	-	-	-	-	-	-	-
ESCAPE	1	-	-	-	-	-	-	-	-	-	-	-
OTHER GENERAL OFFENSES	1	-	-	-	-	-	-	-	-	-	-	-
IMMIGRATION LAWS	-	-	-	-	-	-	-	-	-	-	-	-
LIQUOR, INTERNAL REV.	-	-	-	-	-	-	-	-	-	-	-	-
SELECTIVE SERVICE ACT	-	-	-	-	-	-	-	-	-	-	-	-
OTHER SPECIAL OFFENSES (FEDERAL STATUTES)	-	-	-	-	-	-	-	-	-	-	-	-

**TABLE 2  
UNITED STATES DISTRICT COURTS  
TYPE AND LENGTH OF SENTENCES FOR CONVICTED DEFENDANTS BY OFFENSE  
TWELVE MONTH PERIOD ENDED JUNE 30, 1982**

TOTAL	TERMS OF PROBATION					PROBATION W/O SUPERVISION SUSPENDED SENTENCE	FINE ONLY				DISTRICT AND OFFENSE
	12 MOS. AND UNDER	13-24 MOS.	25-48 MOS.	49 MOS. AND OVER	TOTAL		LESS THAN \$1,000	\$1,000-9,999	\$10,000 AND OVER		
<b>121</b>	<b>56</b>	<b>24</b>	<b>25</b>	<b>16</b>	<b>4</b>	<b>305</b>	<b>303</b>	<b>2</b>	<b>-</b>	<b>WASHINGTON WESTERN TOTAL</b>	
-	-	-	-	-	-	-	-	-	-	HOMICIDE	
2	1	-	1	-	-	-	-	-	-	ROBBERY	
12	2	1	4	5	-	-	-	-	-	ASSAULT	
34	27	1	3	3	-	29	28	1	-	BURGLARY	
15	2	4	6	3	-	1	1	-	-	LARCENY AND THEFT	
1	-	-	1	-	-	-	-	-	-	EMBEZZLEMENT	
2	-	-	2	-	-	-	-	-	-	FRAUD	
-	-	-	-	-	-	-	-	-	-	AUTO THEFT	
6	2	1	2	1	-	1	1	-	-	FORGERY, COUNTERFEIT.	
6	1	1	2	2	-	8	8	-	-	SEX OFFENSES	
3	1	1	1	-	-	1	1	-	-	MARIHUANA	
-	-	-	-	-	-	1	1	-	-	NARCOTICS	
25	15	9	-	1	2	251	251	-	-	WEAPONS AND FIREARMS	
2	2	-	-	-	1	-	-	-	-	ESCAPE	
-	-	-	-	-	-	-	-	-	-	OTHER GENERAL OFFENSES	
-	-	-	-	-	-	-	-	-	-	IMMIGRATION LAWS	
-	-	-	-	-	-	-	-	-	-	LIQUOR, INTERNAL REV.	
13	3	6	3	1	-	13	12	1	-	SELECTIVE SERVICE ACT	
-	-	-	-	-	-	-	-	-	-	OTHER SPECIAL OFFENSES (FEDERAL STATUTES)	
<b>42</b>	<b>2</b>	<b>18</b>	<b>8</b>	<b>14</b>	<b>3</b>	<b>-</b>	<b>-</b>	<b>-</b>	<b>-</b>	<b>GUAM TOTAL</b>	
-	-	-	-	-	-	-	-	-	-	HOMICIDE	
-	-	-	-	-	-	-	-	-	-	ROBBERY	
-	-	-	-	-	-	-	-	-	-	ASSAULT	
4	1	1	2	-	-	-	-	-	-	BURGLARY	
2	-	1	-	1	-	-	-	-	-	LARCENY AND THEFT	
6	-	6	-	-	-	-	-	-	-	EMBEZZLEMENT	
1	-	-	-	-	-	-	-	-	-	FRAUD	
1	-	1	-	-	-	-	-	-	-	AUTO THEFT	
1	-	-	-	-	-	-	-	-	-	FORGERY, COUNTERFEIT.	
3	-	-	2	1	-	-	-	-	-	SEX OFFENSES	
10	-	1	2	7	1	-	-	-	-	MARIHUANA	
2	-	-	-	2	-	-	-	-	-	NARCOTICS	
3	-	1	1	1	-	-	-	-	-	WEAPONS AND FIREARMS	
2	-	-	-	2	-	-	-	-	-	ESCAPE	
-	-	-	-	-	-	-	-	-	-	OTHER GENERAL OFFENSES	
-	-	-	-	-	2	-	-	-	-	IMMIGRATION LAWS	
-	-	-	-	-	-	-	-	-	-	LIQUOR, INTERNAL REV.	
-	-	-	-	-	-	-	-	-	-	SELECTIVE SERVICE ACT	
9	1	7	1	-	-	-	-	-	-	OTHER SPECIAL OFFENSES (FEDERAL STATUTES)	
<b>9</b>	<b>2</b>	<b>2</b>	<b>2</b>	<b>3</b>	<b>-</b>	<b>1</b>	<b>1</b>	<b>-</b>	<b>-</b>	<b>NORTHERN MARIANAS TOTAL</b>	
-	-	-	-	-	-	-	-	-	-	HOMICIDE	
1	1	-	-	-	-	1	1	-	-	ROBBERY	
5	-	1	1	3	-	-	-	-	-	ASSAULT	
2	-	1	1	-	-	-	-	-	-	BURGLARY	
-	-	-	-	-	-	-	-	-	-	LARCENY AND THEFT	
-	-	-	-	-	-	-	-	-	-	EMBEZZLEMENT	
-	-	-	-	-	-	-	-	-	-	FRAUD	
-	-	-	-	-	-	-	-	-	-	AUTO THEFT	
-	-	-	-	-	-	-	-	-	-	FORGERY, COUNTERFEIT.	
-	-	-	-	-	-	-	-	-	-	SEX OFFENSES	
-	-	-	-	-	-	-	-	-	-	MARIHUANA	
-	-	-	-	-	-	-	-	-	-	NARCOTICS	
-	-	-	-	-	-	-	-	-	-	WEAPONS AND FIREARMS	
1	1	-	-	-	-	-	-	-	-	ESCAPE	
-	-	-	-	-	-	-	-	-	-	OTHER GENERAL OFFENSES	
-	-	-	-	-	-	-	-	-	-	IMMIGRATION LAWS	
-	-	-	-	-	-	-	-	-	-	LIQUOR, INTERNAL REV.	
-	-	-	-	-	-	-	-	-	-	SELECTIVE SERVICE ACT	
-	-	-	-	-	-	-	-	-	-	OTHER SPECIAL OFFENSES (FEDERAL STATUTES)	

**CONTINUED**

**2 OF 4**

**TABLE 2**  
**UNITED STATES DISTRICT COURTS**  
**TYPE AND LENGTH OF SENTENCES FOR CONVICTED DEFENDANTS BY OFFENSE**  
**TWELVE MONTH PERIOD ENDED JUNE 30, 1982**

DISTRICT AND OFFENSE	TOTAL	TERMS OF IMPRISONMENT						PROBATION TERMS OF SPLIT SENTENCES				
		TOTAL	12 MOS. AND UNDER	13-24 MOS.	25-36 MOS.	37-60 MOS.	61 MOS. AND OVER	TOTAL	12 MOS. AND UNDER	13-24 MOS.	25-48 MOS.	49 MOS. AND OVER
<b>COLORADO</b>	<b>274</b>	<b>111</b>	<b>19</b>	<b>13</b>	<b>19</b>	<b>28</b>	<b>32</b>	<b>24</b>	<b>1</b>	<b>1</b>	<b>11</b>	<b>11</b>
HOMICIDE	1	1	-	-	-	-	1	-	-	-	-	-
ROBBERY	22	22	-	-	1	2	19	-	-	-	-	-
ASSAULT	7	6	1	-	3	2	-	-	-	-	-	-
BURGLARY	1	-	-	-	-	-	-	-	-	-	-	-
LARCENY AND THEFT	46	22	3	3	3	8	5	4	1	1	2	-
EMBEZZLEMENT	51	8	1	2	2	3	-	2	-	-	1	1
FRAUD	48	20	5	3	3	4	5	5	-	-	1	4
AUTO THEFT	4	2	-	-	1	1	-	1	-	-	-	1
FORGERY, COUNTERFEIT.	12	5	-	2	1	2	-	3	-	-	1	2
SEX OFFENSES	-	-	-	-	-	-	-	-	-	-	-	-
MARIHUANA	1	-	-	-	-	-	-	-	-	-	-	-
NARCOTICS	8	6	-	2	-	3	1	1	-	-	-	1
WEAPONS AND FIREARMS	11	3	-	1	1	1	-	3	-	-	3	-
ESCAPE	6	4	2	-	1	1	-	-	-	-	-	-
OTHER GENERAL OFFENSES	8	4	-	-	3	-	1	-	-	-	-	-
IMMIGRATION LAWS	4	3	3	-	-	-	-	-	-	-	-	-
LIQUOR, INTERNAL REV.	-	-	-	-	-	-	-	-	-	-	-	-
SELECTIVE SERVICE ACT	-	-	-	-	-	-	-	-	-	-	-	-
OTHER SPECIAL OFFENSES (FEDERAL STATUTES)	44	5	4	-	-	1	-	5	-	-	3	2
<b>KANSAS</b>	<b>243</b>	<b>103</b>	<b>30</b>	<b>24</b>	<b>12</b>	<b>14</b>	<b>23</b>	<b>31</b>	<b>1</b>	<b>15</b>	<b>12</b>	<b>3</b>
HOMICIDE	2	2	-	-	-	-	2	-	-	-	-	-
ROBBERY	16	16	-	-	-	2	14	-	-	-	-	-
ASSAULT	1	1	1	-	-	-	-	-	-	-	-	-
BURGLARY	-	-	-	-	-	-	-	-	-	-	-	-
LARCENY AND THEFT	18	8	-	1	5	1	1	-	-	-	-	-
EMBEZZLEMENT	8	-	-	-	-	-	-	3	-	1	1	1
FRAUD	52	14	4	7	2	1	-	9	1	6	2	-
AUTO THEFT	2	-	-	-	-	-	-	-	-	-	-	-
FORGERY, COUNTERFEIT.	6	2	-	-	-	2	-	-	-	-	-	-
SEX OFFENSES	-	-	-	-	-	-	-	-	-	-	-	-
MARIHUANA	8	4	3	1	-	-	-	1	-	-	1	-
NARCOTICS	19	12	3	3	1	4	1	5	-	-	4	1
WEAPONS AND FIREARMS	28	22	2	8	4	4	4	-	-	-	-	-
ESCAPE	15	12	11	1	-	-	-	2	-	-	2	-
OTHER GENERAL OFFENSES	12	2	1	1	-	-	-	2	-	2	-	-
IMMIGRATION LAWS	3	-	-	-	-	-	-	-	-	2	-	-
LIQUOR, INTERNAL REV.	-	-	-	-	-	-	-	-	-	-	-	-
SELECTIVE SERVICE ACT	-	-	-	-	-	-	-	-	-	-	-	-
OTHER SPECIAL OFFENSES (FEDERAL STATUTES)	53	8	5	2	-	-	1	8	-	6	2	1
<b>NEW MEXICO</b>	<b>198</b>	<b>82</b>	<b>7</b>	<b>14</b>	<b>29</b>	<b>24</b>	<b>8</b>	<b>20</b>	<b>-</b>	<b>-</b>	<b>15</b>	<b>5</b>
HOMICIDE	3	2	-	-	1	1	-	1	-	-	1	-
ROBBERY	5	5	-	-	1	1	3	-	-	-	-	-
ASSAULT	5	3	1	1	-	-	1	-	-	-	-	-
BURGLARY	-	-	-	-	-	-	-	-	-	-	-	-
LARCENY AND THEFT	12	6	1	-	4	-	1	-	-	-	-	-
EMBEZZLEMENT	15	1	-	-	1	-	-	3	-	-	2	1
FRAUD	16	6	3	-	-	3	-	-	-	-	-	-
AUTO THEFT	4	4	-	1	-	3	-	-	-	-	-	-
FORGERY, COUNTERFEIT.	2	-	-	-	-	-	-	1	-	-	-	1
SEX OFFENSES	3	3	-	1	2	-	-	-	-	-	-	-
MARIHUANA	9	6	-	1	4	1	-	-	-	-	-	-
NARCOTICS	22	17	1	3	5	6	2	4	-	-	4	-
WEAPONS AND FIREARMS	11	7	-	2	5	1	1	-	-	-	-	-
ESCAPE	2	1	-	-	-	1	-	-	-	-	-	-
OTHER GENERAL OFFENSES	11	6	-	-	4	2	-	-	-	-	-	-
IMMIGRATION LAWS	14	4	1	2	-	1	-	3	-	-	3	-
LIQUOR, INTERNAL REV.	-	-	-	-	-	-	-	-	-	-	-	-
SELECTIVE SERVICE ACT	-	-	-	-	-	-	-	-	-	-	-	-
OTHER SPECIAL OFFENSES (FEDERAL STATUTES)	64	11	-	3	4	4	-	8	-	-	5	3

**TABLE 2**  
**UNITED STATES DISTRICT COURTS**  
**TYPE AND LENGTH OF SENTENCES FOR CONVICTED DEFENDANTS BY OFFENSE**  
**TWELVE MONTH PERIOD ENDED JUNE 30, 1982**

TOTAL	TERMS OF PROBATION				PROBATION W/O SUPERVISION SUSPENDED SENTENCE	FINE ONLY			DISTRICT AND OFFENSE	
	12 MOS. AND UNDER	13-24 MOS.	25-48 MOS.	49 MOS. AND OVER		TOTAL	LESS THAN \$1,000	\$1,000-9,999		\$10,000 AND OVER
<b>114</b>	<b>17</b>	<b>23</b>	<b>54</b>	<b>20</b>	<b>5</b>	<b>20</b>	<b>19</b>	<b>1</b>	<b>-</b>	<b>COLORADO</b>
<b>TOTAL</b>										<b>TOTAL</b>
-	-	-	-	-	-	-	-	-	-	HOMICIDE
-	-	-	-	-	-	-	-	-	-	ROBBERY
-	-	-	-	-	-	-	-	-	-	ASSAULT
-	-	-	-	-	-	-	-	-	-	BURGLARY
1	-	-	1	-	-	-	-	-	-	LARCENY AND THEFT
19	3	4	12	-	-	-	-	-	-	EMBEZZLEMENT
39	3	11	17	8	1	1	1	-	-	FRAUD
20	-	4	11	5	1	2	1	1	-	AUTO THEFT
1	-	-	-	1	-	-	-	-	-	FORGERY, COUNTERFEIT.
4	-	1	-	3	-	-	-	-	-	SEX OFFENSES
1	1	-	-	-	-	-	-	-	-	MARIHUANA
1	1	-	-	-	-	-	-	-	-	NARCOTICS
4	-	-	2	2	-	1	1	-	-	WEAPONS AND FIREARMS
1	1	-	-	-	-	-	-	-	-	ESCAPE
2	-	-	2	-	-	-	-	-	-	OTHER GENERAL OFFENSES
1	1	-	-	-	-	2	2	-	-	IMMIGRATION LAWS
-	-	-	-	-	-	-	-	-	-	LIQUOR, INTERNAL REV.
-	-	-	-	-	-	-	-	-	-	SELECTIVE SERVICE ACT
-	-	-	-	-	-	-	-	-	-	OTHER SPECIAL OFFENSES (FEDERAL STATUTES)
21	8	3	9	1	1	12	12	-	-	<b>KANSAS</b>
<b>TOTAL</b>										<b>TOTAL</b>
91	20	23	31	17	2	16	5	-	11	HOMICIDE
-	-	-	-	-	-	-	-	-	-	ROBBERY
-	-	-	-	-	-	-	-	-	-	ASSAULT
-	-	-	-	-	-	-	-	-	-	BURGLARY
-	-	-	-	-	-	-	-	-	-	LARCENY AND THEFT
10	4	4	1	1	-	-	-	-	-	EMBEZZLEMENT
5	1	1	2	1	-	-	-	-	-	FRAUD
27	4	7	7	9	-	2	-	-	-	AUTO THEFT
2	-	-	2	-	-	-	-	-	-	FORGERY, COUNTERFEIT.
4	-	1	3	-	-	-	-	-	-	SEX OFFENSES
3	-	-	3	-	-	-	-	-	-	MARIHUANA
2	-	1	-	1	-	-	-	-	-	NARCOTICS
6	-	-	4	2	-	-	-	-	-	WEAPONS AND FIREARMS
1	-	1	-	2	-	-	-	-	-	ESCAPE
7	5	1	-	1	-	-	-	-	-	OTHER GENERAL OFFENSES
2	-	1	1	1	-	-	-	-	-	IMMIGRATION LAWS
-	-	-	-	-	-	-	-	-	-	LIQUOR, INTERNAL REV.
-	-	-	-	-	-	-	-	-	-	SELECTIVE SERVICE ACT
-	-	-	-	-	-	-	-	-	-	OTHER SPECIAL OFFENSES (FEDERAL STATUTES)
22	6	6	8	2	-	14	5	-	9	<b>NEW MEXICO</b>
<b>TOTAL</b>										<b>TOTAL</b>
88	12	12	48	16	1	7	7	-	-	HOMICIDE
-	-	-	-	-	-	-	-	-	-	ROBBERY
-	-	-	-	-	-	-	-	-	-	ASSAULT
-	-	-	-	-	-	-	-	-	-	BURGLARY
-	-	-	-	-	-	-	-	-	-	LARCENY AND THEFT
2	-	-	-	2	-	-	-	-	-	EMBEZZLEMENT
6	1	1	4	-	-	-	-	-	-	FRAUD
11	1	1	3	6	-	-	-	-	-	AUTO THEFT
10	-	2	6	2	-	-	-	-	-	FORGERY, COUNTERFEIT.
1	-	-	1	-	-	-	-	-	-	SEX OFFENSES
1	-	-	-	-	-	-	-	-	-	MARIHUANA
2	-	-	2	-	-	-	-	-	-	NARCOTICS
1	1	-	-	-	-	1	1	-	-	WEAPONS AND FIREARMS
4	-	1	2	1	-	-	-	-	-	ESCAPE
1	-	-	1	-	-	-	-	-	-	OTHER GENERAL OFFENSES
4	3	1	-	1	-	1	1	-	-	IMMIGRATION LAWS
-	-	-	-	-	-	-	-	-	-	LIQUOR, INTERNAL REV.
-	-	-	-	-	-	-	-	-	-	SELECTIVE SERVICE ACT
-	-	-	-	-	-	-	-	-	-	OTHER SPECIAL OFFENSES (FEDERAL STATUTES)
40	6	6	25	3	-	5	5	-	-	



**TABLE 2  
UNITED STATES DISTRICT COURTS  
TYPE AND LENGTH OF SENTENCES FOR CONVICTED DEFENDANTS BY OFFENSE  
TWELVE MONTH PERIOD ENDED JUNE 30, 1982**

DISTRICT AND OFFENSE	TOTAL	TERMS OF IMPRISONMENT						PROBATION TERMS OF SPLIT SENTENCES				
		TOTAL	12 MOS. AND UNDER	13-24 MOS.	25-36 MOS.	37-60 MOS.	61 MOS. AND OVER	TOTAL	12 MOS. AND UNDER	13-24 MOS.	25-48 MOS.	49 MOS. AND OVER
<b>OKLAHOMA NORTHERN TOTAL</b>	<b>115</b>	<b>54</b>	<b>3</b>	<b>18</b>	<b>13</b>	<b>15</b>	<b>5</b>	<b>5</b>			<b>5</b>	
HOMICIDE	-	-	-	-	-	-	-	-	-	-	-	-
ROBBERY	-	-	-	-	-	-	-	-	-	-	-	-
ASSAULT	-	-	-	-	-	-	-	-	-	-	-	-
BURGLARY	-	-	-	-	-	-	-	-	-	-	-	-
LARCENY AND THEFT	11	5	-	-	2	1	2	-	-	-	-	-
EMBEZZLEMENT	9	2	-	-	1	1	-	-	-	-	-	-
FRAUD	23	9	-	7	1	-	1	1	-	-	1	-
AUTO THEFT	5	3	-	3	-	-	-	-	-	-	-	-
FORGERY, COUNTERFEIT.	15	6	-	1	-	4	1	1	-	-	1	-
SEX OFFENSES	-	-	-	-	-	-	-	-	-	-	-	-
MARIHUANA	8	4	-	1	2	1	-	-	-	-	-	-
NARCOTICS	6	6	-	2	1	2	1	-	-	-	-	-
WEAPONS AND FIREARMS	22	13	3	3	1	6	-	2	-	-	2	-
ESCAPE	1	1	-	-	1	-	-	-	-	-	-	-
OTHER GENERAL OFFENSES	6	5	-	1	4	-	-	-	-	-	-	-
IMMIGRATION LAWS	4	-	-	-	-	-	-	-	-	-	-	-
LIQUOR, INTERNAL REV.	1	-	-	-	-	-	-	1	-	-	1	-
SELECTIVE SERVICE ACT	-	-	-	-	-	-	-	-	-	-	-	-
OTHER SPECIAL OFFENSES (FEDERAL STATUTE)	4	-	-	-	-	-	-	-	-	-	-	-
<b>OKLAHOMA EASTERN TOTAL</b>	<b>102</b>	<b>52</b>	<b>6</b>	<b>9</b>	<b>12</b>	<b>16</b>	<b>9</b>	<b>10</b>	<b>1</b>	<b>1</b>	<b>6</b>	<b>2</b>
HOMICIDE	-	-	-	-	-	-	-	-	-	-	-	-
ROBBERY	-	-	-	-	-	-	-	-	-	-	-	-
ASSAULT	-	-	-	-	-	-	-	-	-	-	-	-
BURGLARY	-	-	-	-	-	-	-	-	-	-	-	-
LARCENY AND THEFT	21	7	-	-	3	1	3	1	-	1	-	-
EMBEZZLEMENT	8	2	-	-	1	1	3	2	1	-	-	1
FRAUD	18	10	1	1	2	3	3	2	-	-	2	-
AUTO THEFT	8	7	-	1	1	5	1	1	-	-	1	-
FORGERY, COUNTERFEIT.	4	-	-	-	-	-	-	1	-	-	1	-
SEX OFFENSES	-	-	-	-	-	-	-	-	-	-	-	-
MARIHUANA	13	4	1	2	1	-	2	-	-	-	2	-
NARCOTICS	6	6	2	1	1	2	1	-	-	-	-	-
WEAPONS AND FIREARMS	11	6	1	4	-	1	-	-	-	-	-	-
ESCAPE	-	-	-	-	-	-	-	-	-	-	-	-
OTHER GENERAL OFFENSES	5	4	-	-	1	2	1	-	-	-	-	-
IMMIGRATION LAWS	-	-	-	-	-	-	-	-	-	-	-	-
LIQUOR, INTERNAL REV.	1	-	-	-	-	-	-	-	-	-	-	-
SELECTIVE SERVICE ACT	-	-	-	-	-	-	-	-	-	-	-	-
OTHER SPECIAL OFFENSES (FEDERAL STATUTES)	7	6	1	1	2	1	1	1	-	-	1	-
<b>OKLAHOMA WESTERN TOTAL</b>	<b>322</b>	<b>119</b>	<b>22</b>	<b>25</b>	<b>25</b>	<b>28</b>	<b>19</b>	<b>8</b>		<b>1</b>	<b>7</b>	
HOMICIDE	3	3	-	-	-	1	2	-	-	-	-	-
ROBBERY	7	7	-	-	-	1	6	-	-	-	-	-
ASSAULT	5	3	-	-	2	1	-	-	-	-	-	-
BURGLARY	2	2	-	-	-	2	-	-	-	-	-	-
LARCENY AND THEFT	24	6	1	2	1	1	1	-	-	-	-	-
EMBEZZLEMENT	16	2	2	-	-	-	-	-	-	-	-	-
FRAUD	42	19	1	6	3	6	3	1	-	-	1	-
AUTO THEFT	4	2	-	1	1	-	-	-	-	-	-	-
FORGERY, COUNTERFEIT.	10	8	-	1	5	-	-	1	-	-	1	-
SEX OFFENSES	-	-	-	-	-	-	-	-	-	-	-	-
MARIHUANA	9	5	-	3	1	1	-	-	-	-	-	-
NARCOTICS	35	29	4	2	9	10	4	3	-	-	3	-
WEAPONS AND FIREARMS	17	14	3	6	1	4	-	1	-	-	1	-
ESCAPE	16	15	10	4	-	1	-	-	-	-	-	-
OTHER GENERAL OFFENSES	122	6	1	-	2	-	3	1	-	1	-	-
IMMIGRATION LAWS	1	-	-	-	-	-	-	-	-	-	-	-
LIQUOR, INTERNAL REV.	-	-	-	-	-	-	-	-	-	-	-	-
SELECTIVE SERVICE ACT	-	-	-	-	-	-	-	-	-	-	-	-
OTHER SPECIAL OFFENSES (FEDERAL STATUTES)	9	-	-	-	-	-	-	1	-	-	1	-

**TABLE 2  
UNITED STATES DISTRICT COURTS  
TYPE AND LENGTH OF SENTENCES FOR CONVICTED DEFENDANTS BY OFFENSE  
TWELVE MONTH PERIOD ENDED JUNE 30, 1982**

TOTAL	TERMS OF PROBATION				PROBATION W/O SUPERVISION SUSPENDED SENTENCE	FINE ONLY			DISTRICT AND OFFENSE	
	12 MOS. AND UNDER	13-24 MOS.	25-48 MOS.	49 MOS. AND OVER		TOTAL	LESS THAN \$1,000	\$1,000-9,999		\$10,000 AND OVER
<b>50</b>	<b>6</b>	<b>7</b>	<b>23</b>	<b>14</b>	<b>-</b>	<b>6</b>	<b>5</b>	<b>1</b>	<b>-</b>	<b>OKLAHOMA NORTHERN TOTAL</b>
-	-	-	-	-	-	-	-	-	-	HOMICIDE
-	-	-	-	-	-	-	-	-	-	ROBBERY
-	-	-	-	-	-	-	-	-	-	ASSAULT
-	-	-	-	-	-	-	-	-	-	BURGLARY
6	2	-	3	1	-	-	-	-	-	LARCENY AND THEFT
7	1	2	2	2	-	-	-	-	-	EMBEZZLEMENT
12	2	-	3	7	-	1	-	1	-	FRAUD
2	-	-	2	-	-	-	-	-	-	AUTO THEFT
8	-	3	5	-	-	-	-	-	-	FORGERY, COUNTERFEIT.
-	-	-	-	-	-	-	-	-	-	SEX OFFENSES
4	1	-	2	1	-	-	-	-	-	MARIHUANA
-	-	-	-	-	-	-	-	-	-	NARCOTICS
7	-	1	5	1	-	-	-	-	-	WEAPONS AND FIREARMS
-	-	-	-	-	-	-	-	-	-	ESCAPE
1	-	-	1	-	-	-	-	-	-	OTHER GENERAL OFFENSES
3	-	-	-	2	-	1	1	-	-	IMMIGRATION LAWS
-	-	-	-	-	-	-	-	-	-	LIQUOR, INTERNAL REV.
-	-	-	-	-	-	-	-	-	-	SELECTIVE SERVICE ACT
-	-	-	-	-	-	-	-	-	-	OTHER SPECIAL OFFENSES (FEDERAL STATUTES)
<b>39</b>	<b>3</b>	<b>6</b>	<b>25</b>	<b>5</b>	<b>1</b>	<b>-</b>	<b>-</b>	<b>-</b>	<b>-</b>	<b>OKLAHOMA EASTERN TOTAL</b>
-	-	-	-	-	-	-	-	-	-	HOMICIDE
-	-	-	-	-	-	-	-	-	-	ROBBERY
-	-	-	-	-	-	-	-	-	-	ASSAULT
-	-	-	-	-	-	-	-	-	-	BURGLARY
13	-	4	9	-	-	-	-	-	-	LARCENY AND THEFT
4	-	-	2	2	-	-	-	-	-	EMBEZZLEMENT
5	-	2	3	-	1	-	-	-	-	FRAUD
3	1	-	1	1	-	-	-	-	-	AUTO THEFT
-	-	-	-	-	-	-	-	-	-	FORGERY, COUNTERFEIT.
7	1	-	6	-	-	-	-	-	-	SEX OFFENSES
-	-	-	-	-	-	-	-	-	-	MARIHUANA
5	1	-	3	1	-	-	-	-	-	NARCOTICS
-	-	-	-	-	-	-	-	-	-	WEAPONS AND FIREARMS
1	-	-	-	1	-	-	-	-	-	ESCAPE
-	-	-	-	-	-	-	-	-	-	OTHER GENERAL OFFENSES
1	-	-	1	-	-	-	-	-	-	IMMIGRATION LAWS
-	-	-	-	-	-	-	-	-	-	LIQUOR, INTERNAL REV.
-	-	-	-	-	-	-	-	-	-	SELECTIVE SERVICE ACT
-	-	-	-	-	-	-	-	-	-	OTHER SPECIAL OFFENSES (FEDERAL STATUTES)
<b>78</b>	<b>23</b>	<b>17</b>	<b>34</b>	<b>4</b>	<b>4</b>	<b>113</b>	<b>113</b>	<b>-</b>	<b>-</b>	<b>OKLAHOMA WESTERN TOTAL</b>
-	-	-	-	-	-	-	-	-	-	HOMICIDE
2	1	-	1	-	-	-	-	-	-	ROBBERY
-	-	-	-	-	-	-	-	-	-	ASSAULT
-	-	-	-	-	-	-	-	-	-	BURGLARY
17	6	8	3	-	-	1	1	-	-	LARCENY AND THEFT
11	8	-	3	-	3	-	-	-	-	EMBEZZLEMENT
20	2	3	11	4	1	1	1	-	-	FRAUD
2	-	-	2	-	-	-	-	-	-	AUTO THEFT
3	-	-	3	-	-	-	-	-	-	FORGERY, COUNTERFEIT.
-	-	-	-	-	-	-	-	-	-	SEX OFFENSES
3	-	2	1	-	-	1	1	-	-	MARIHUANA
3	1	1	1	-	-	-	-	-	-	NARCOTICS
2	-	1	1	-	-	-	-	-	-	WEAPONS AND FIREARMS
1	-	-	1	-	-	-	-	-	-	ESCAPE
6	3	1	2	-	-	109	109	-	-	OTHER GENERAL OFFENSES
1	-	-	1	-	-	-	-	-	-	IMMIGRATION LAWS
-	-	-	-	-	-	-	-	-	-	LIQUOR, INTERNAL REV.
-	-	-	-	-	-	-	-	-	-	SELECTIVE SERVICE ACT
7	2	1	4	-	-	1	1	-	-	OTHER SPECIAL OFFENSES (FEDERAL STATUTES)

TABLE 2  
 UNITED STATES DISTRICT COURTS  
 TYPE AND LENGTH OF SENTENCES FOR CONVICTED DEFENDANTS BY OFFENSE  
 TWELVE MONTH PERIOD ENDED JUNE 30, 1982

DISTRICT AND OFFENSE	TOTAL	TERMS OF IMPRISONMENT						PROBATION TERMS OF SPLIT SENTENCES				
		TOTAL	12 MOS. AND UNDER	13-24 MOS.	25-36 MOS.	37-60 MOS.	61 MOS. AND OVER	TOTAL	12 MOS. AND UNDER	13-24 MOS.	25-48 MOS.	49 MOS. AND OVER
<b>UTAH</b>	<b>179</b>	<b>54</b>	<b>14</b>	<b>6</b>	<b>8</b>	<b>14</b>	<b>12</b>	<b>16</b>	<b>1</b>	<b>1</b>	<b>11</b>	<b>3</b>
HOMICIDE	3	-	-	-	-	-	-	-	-	-	-	-
ROBBERY	16	14	-	-	-	3	11	1	-	-	-	1
ASSAULT	10	3	-	-	1	2	-	2	1	-	-	-
BURGLARY	1	-	-	-	-	-	-	-	-	-	1	-
LARCENY AND THEFT	17	1	-	-	1	-	-	1	-	-	-	-
EMBEZZLEMENT	12	1	1	-	-	-	-	1	-	1	-	-
FRAUD	26	7	1	3	1	2	-	3	-	-	-	1
AUTO THEFT	-	-	-	-	-	-	-	-	-	-	-	-
FORGERY, COUNTERFEIT, SEX OFFENSES	15	1	-	-	-	1	-	4	-	-	4	-
MARIHUANA	1	-	-	-	-	-	-	-	-	-	-	-
NARCOTICS	14	8	-	2	3	3	-	-	-	-	-	-
WEAPONS AND FIREARMS	3	3	1	-	1	-	-	-	-	-	-	-
ESCAPE	3	1	1	-	-	-	-	1	-	-	-	-
OTHER GENERAL OFFENSES	4	-	-	-	-	-	-	-	-	-	-	1
IMMIGRATION LAWS	33	11	10	1	-	-	-	2	-	-	-	-
LIQUOR, INTERNAL REV.	-	-	-	-	-	-	-	-	-	-	2	-
SELECTIVE SERVICE ACT	-	-	-	-	-	-	-	-	-	-	-	-
OTHER SPECIAL OFFENSES (FEDERAL STATUTES)	21	4	-	-	1	3	-	1	-	-	1	-
<b>WYOMING</b>	<b>65</b>	<b>23</b>	<b>4</b>	<b>7</b>	<b>4</b>	<b>8</b>	<b>-</b>	<b>4</b>	<b>-</b>	<b>-</b>	<b>4</b>	<b>-</b>
HOMICIDE	1	-	-	-	-	-	-	-	-	-	-	-
ROBBERY	1	1	-	-	-	1	-	-	-	-	-	-
ASSAULT	1	1	-	-	-	-	-	-	-	-	-	-
BURGLARY	1	1	1	-	-	-	-	-	-	-	-	-
LARCENY AND THEFT	8	2	-	-	-	2	-	-	-	-	-	-
EMBEZZLEMENT	11	-	-	-	-	-	-	-	-	-	-	-
FRAUD	4	2	1	1	-	-	-	-	-	-	-	-
AUTO THEFT	2	2	1	-	-	1	-	1	-	-	1	-
FORGERY, COUNTERFEIT, SEX OFFENSES	2	-	-	-	-	-	-	-	-	-	-	-
MARIHUANA	7	4	-	-	1	3	-	-	-	-	-	-
NARCOTICS	7	5	1	2	1	1	-	1	-	-	1	-
WEAPONS AND FIREARMS	6	5	1	2	1	1	-	-	-	-	-	-
ESCAPE	-	-	-	3	2	-	-	1	-	-	1	-
OTHER GENERAL OFFENSES	3	-	-	-	-	-	-	-	-	-	-	-
IMMIGRATION LAWS	-	-	-	-	-	-	-	1	-	-	1	-
LIQUOR, INTERNAL REV.	-	-	-	-	-	-	-	-	-	-	-	-
SELECTIVE SERVICE ACT	-	-	-	-	-	-	-	-	-	-	-	-
OTHER SPECIAL OFFENSES (FEDERAL STATUTES)	11	1	-	1	-	-	-	-	-	-	-	-
<b>ALABAMA NORTHERN</b>	<b>447</b>	<b>119</b>	<b>22</b>	<b>23</b>	<b>32</b>	<b>21</b>	<b>21</b>	<b>41</b>	<b>1</b>	<b>5</b>	<b>26</b>	<b>9</b>
HOMICIDE	-	-	-	-	-	-	-	-	-	-	-	-
ROBBERY	14	12	-	-	-	1	11	2	-	-	1	1
ASSAULT	5	1	-	1	-	-	-	-	-	-	-	-
BURGLARY	-	-	-	-	-	-	-	-	-	-	-	-
LARCENY AND THEFT	44	10	1	-	5	7	3	3	-	-	-	-
EMBEZZLEMENT	18	3	1	1	1	-	-	2	-	-	1	2
FRAUD	34	3	-	-	1	1	-	2	-	-	2	-
AUTO THEFT	25	12	-	3	7	2	-	5	-	2	3	-
FORGERY, COUNTERFEIT, SEX OFFENSES	89	36	9	10	9	6	2	14	-	1	12	1
MARIHUANA	5	1	-	-	-	-	-	-	-	-	-	-
NARCOTICS	3	2	1	-	1	-	1	-	-	-	-	-
WEAPONS AND FIREARMS	33	13	3	4	3	2	-	-	-	-	-	-
ESCAPE	14	12	5	2	4	1	1	10	1	2	4	3
OTHER GENERAL OFFENSES	134	8	2	2	1	1	2	1	-	-	1	-
IMMIGRATION LAWS	-	-	-	-	-	-	-	-	-	-	-	-
LIQUOR, INTERNAL REV.	-	-	-	-	-	-	-	-	-	-	-	-
SELECTIVE SERVICE ACT	-	-	-	-	-	-	-	-	-	-	-	-
OTHER SPECIAL OFFENSES (FEDERAL STATUTES)	29	-	-	-	-	-	-	1	-	-	-	1

TABLE 2  
 UNITED STATES DISTRICT COURTS  
 TYPE AND LENGTH OF SENTENCES FOR CONVICTED DEFENDANTS BY OFFENSE  
 TWELVE MONTH PERIOD ENDED JUNE 30, 1982

DISTRICT AND OFFENSE	TERMS OF PROBATION					PROBATION W/O SUPERVISION SUSPENDED SENTENCE	FINE ONLY			DISTRICT AND OFFENSE
	TOTAL	12 MOS. AND UNDER	13-24 MOS.	25-48 MOS.	49 MOS. AND OVER		TOTAL	LESS THAN \$1,000	\$1,000-9,999	
<b>UTAH</b>	<b>75</b>	<b>10</b>	<b>23</b>	<b>40</b>	<b>2</b>	<b>10</b>	<b>24</b>	<b>24</b>	<b>-</b>	<b>-</b>
HOMICIDE	3	-	-	3	-	-	-	-	-	-
ROBBERY	1	-	-	1	-	-	-	-	-	-
ASSAULT	4	1	2	1	-	-	1	1	-	-
BURGLARY	1	-	1	-	-	-	-	-	-	-
LARCENY AND THEFT	9	1	5	3	-	-	6	6	-	-
EMBEZZLEMENT	16	2	2	4	1	-	1	1	-	-
FRAUD	10	-	4	11	1	-	-	-	-	-
AUTO THEFT	10	2	2	6	-	-	-	-	-	-
FORGERY, COUNTERFEIT, SEX OFFENSES	1	1	-	-	-	-	-	-	-	-
MARIHUANA	6	-	2	4	-	-	-	-	-	-
NARCOTICS	1	-	-	1	-	-	-	-	-	-
WEAPONS AND FIREARMS	3	-	1	2	-	-	1	1	-	-
ESCAPE	5	2	1	2	-	10	5	5	-	-
OTHER GENERAL OFFENSES	6	-	-	-	-	-	-	-	-	-
IMMIGRATION LAWS	1	-	-	-	-	-	-	-	-	-
LIQUOR, INTERNAL REV.	5	2	1	2	-	-	5	5	-	-
SELECTIVE SERVICE ACT	6	1	3	2	-	-	10	10	-	-
OTHER SPECIAL OFFENSES (FEDERAL STATUTES)	6	1	3	2	-	-	-	-	-	-
<b>WYOMING</b>	<b>34</b>	<b>3</b>	<b>18</b>	<b>12</b>	<b>1</b>	<b>3</b>	<b>1</b>	<b>1</b>	<b>-</b>	<b>-</b>
HOMICIDE	1	-	1	-	-	-	-	-	-	-
ROBBERY	1	-	-	-	-	-	-	-	-	-
ASSAULT	1	-	-	-	-	-	-	-	-	-
BURGLARY	5	-	4	1	-	1	-	-	-	-
LARCENY AND THEFT	11	-	6	5	-	-	-	-	-	-
EMBEZZLEMENT	1	-	1	-	-	-	-	-	-	-
FRAUD	2	1	-	1	-	-	-	-	-	-
AUTO THEFT	2	-	-	-	-	-	-	-	-	-
FORGERY, COUNTERFEIT, SEX OFFENSES	2	-	1	1	-	-	-	-	-	-
MARIHUANA	2	-	-	2	-	-	-	-	-	-
NARCOTICS	-	-	-	-	-	-	-	-	-	-
WEAPONS AND FIREARMS	2	-	1	1	-	-	-	-	-	-
ESCAPE	-	-	-	-	-	-	-	-	-	-
OTHER GENERAL OFFENSES	2	-	1	1	-	-	-	-	-	-
IMMIGRATION LAWS	-	-	-	-	-	-	-	-	-	-
LIQUOR, INTERNAL REV.	-	-	-	-	-	-	-	-	-	-
SELECTIVE SERVICE ACT	-	-	-	-	-	-	-	-	-	-
OTHER SPECIAL OFFENSES (FEDERAL STATUTES)	7	2	3	1	1	2	1	1	-	-
<b>ALABAMA NORTHERN</b>	<b>264</b>	<b>124</b>	<b>25</b>	<b>93</b>	<b>22</b>	<b>2</b>	<b>21</b>	<b>20</b>	<b>1</b>	<b>-</b>
HOMICIDE	-	-	-	-	-	-	-	-	-	-
ROBBERY	2	-	-	2	-	1	1	1	-	-
ASSAULT	-	-	-	-	-	-	-	-	-	-
BURGLARY	25	2	4	15	4	-	-	-	-	-
LARCENY AND THEFT	13	-	-	11	2	-	-	-	-	-
EMBEZZLEMENT	23	3	2	12	6	-	3	2	1	-
FRAUD	11	-	3	8	-	-	-	-	-	-
AUTO THEFT	39	1	3	29	6	-	-	-	-	-
FORGERY, COUNTERFEIT, SEX OFFENSES	4	3	-	1	-	-	-	-	-	-
MARIHUANA	1	-	-	-	-	-	-	-	-	-
NARCOTICS	9	-	1	6	2	-	1	1	-	-
WEAPONS AND FIREARMS	1	-	-	1	-	-	-	-	-	-
ESCAPE	115	109	4	1	1	-	10	10	-	-
OTHER GENERAL OFFENSES	-	-	-	-	-	-	-	-	-	-
IMMIGRATION LAWS	-	-	-	-	-	-	-	-	-	-
LIQUOR, INTERNAL REV.	-	-	-	-	-	-	-	-	-	-
SELECTIVE SERVICE ACT	-	-	-	-	-	-	-	-	-	-
OTHER SPECIAL OFFENSES (FEDERAL STATUTES)	21	6	8	6	1	1	6	6	-	-

**TABLE 2**  
**UNITED STATES DISTRICT COURTS**  
**TYPE AND LENGTH OF SENTENCES FOR CONVICTED DEFENDANTS BY OFFENSE**  
**TWELVE MONTH PERIOD ENDED JUNE 30, 1982**

DISTRICT AND OFFENSE	TOTAL	TERMS OF IMPRISONMENT					PROBATION TERMS OF SPLIT SENTENCES					
		TOTAL	12 MOS. AND UNDER	13-24 MOS.	25-36 MOS.	37-60 MOS.	61 MOS. AND OVER	TOTAL	12 MOS. AND UNDER	13-24 MOS.	25-48 MOS.	49 MOS. AND OVER
<b>ALABAMA MIDDLE TOTAL</b>	<b>264</b>	<b>63</b>	<b>17</b>	<b>13</b>	<b>8</b>	<b>17</b>	<b>8</b>	<b>6</b>		<b>3</b>	<b>3</b>	
HOMICIDE	-	-	-	-	-	-	-	-	-	-	-	-
ROBBERY	1	1	-	-	-	-	-	-	-	-	-	-
ASSAULT	2	1	1	-	-	-	-	-	-	-	-	-
BURGLARY	-	-	-	-	-	-	-	-	-	-	-	-
LARCENY AND THEFT	48	5	1	-	1	2	1	-	-	-	-	-
EMBEZZLEMENT	7	1	1	-	-	-	-	1	-	-	1	-
FRAUD	22	2	1	-	-	1	-	2	-	2	-	-
AUTO THEFT	13	9	-	3	4	2	-	-	-	-	-	-
FORGERY, COUNTERFEIT.	8	5	-	-	1	4	-	-	-	-	-	-
SEX OFFENSES	1	-	-	-	-	-	-	-	-	-	-	-
MARIHUANA	12	4	-	2	1	1	-	-	-	-	-	-
NARCOTICS	11	9	-	-	-	4	5	-	-	-	-	-
WEAPONS AND FIREARMS	15	6	-	4	2	-	-	3	-	1	2	-
ESCAPE	16	14	10	2	1	1	-	-	-	-	-	-
OTHER GENERAL OFFENSES	98	6	4	1	-	-	1	-	-	-	-	-
IMMIGRATION LAWS	-	-	-	-	-	-	-	-	-	-	-	-
LIQUOR, INTERNAL REV.	-	-	-	-	-	-	-	-	-	-	-	-
SELECTIVE SERVICE ACT	-	-	-	-	-	-	-	-	-	-	-	-
OTHER SPECIAL OFFENSES (FEDERAL STATUTES)	10	-	-	-	-	-	-	-	-	-	-	-
<b>ALABAMA SOUTHERN TOTAL</b>	<b>129</b>	<b>54</b>	<b>2</b>	<b>5</b>	<b>14</b>	<b>18</b>	<b>15</b>	<b>7</b>			<b>1</b>	<b>6</b>
HOMICIDE	-	-	-	-	-	-	-	-	-	-	-	-
ROBBERY	1	1	-	-	-	-	1	-	-	-	-	-
ASSAULT	1	1	1	-	-	-	-	-	-	-	-	-
BURGLARY	-	-	-	-	-	-	-	-	-	-	-	-
LARCENY AND THEFT	6	5	-	1	-	1	3	-	-	-	-	-
EMBEZZLEMENT	5	-	-	-	-	-	-	-	-	-	-	-
FRAUD	20	7	-	1	3	2	1	2	-	-	1	1
AUTO THEFT	6	2	-	-	1	1	-	1	-	-	-	1
FORGERY, COUNTERFEIT.	6	2	-	-	-	-	2	1	-	-	-	1
SEX OFFENSES	-	-	-	-	-	-	-	-	-	-	-	-
MARIHUANA	38	19	-	-	8	7	4	2	-	-	-	2
NARCOTICS	6	2	-	-	-	2	-	-	-	-	-	-
WEAPONS AND FIREARMS	18	12	-	3	1	5	3	1	-	-	-	1
ESCAPE	1	1	-	-	1	-	-	-	-	-	-	-
OTHER GENERAL OFFENSES	5	-	-	-	-	-	-	-	-	-	-	-
IMMIGRATION LAWS	-	-	-	-	-	-	-	-	-	-	-	-
LIQUOR, INTERNAL REV.	-	-	-	-	-	-	-	-	-	-	-	-
SELECTIVE SERVICE ACT	-	-	-	-	-	-	-	-	-	-	-	-
OTHER SPECIAL OFFENSES (FEDERAL STATUTES)	16	2	1	-	-	-	1	-	-	-	-	-
<b>FLORIDA NORTHERN TOTAL</b>	<b>147</b>	<b>122</b>	<b>5</b>	<b>3</b>	<b>12</b>	<b>28</b>	<b>74</b>	<b>3</b>			<b>1</b>	<b>2</b>
HOMICIDE	-	-	-	-	-	-	-	-	-	-	-	-
ROBBERY	7	7	-	-	-	-	6	-	-	-	-	-
ASSAULT	-	-	-	-	-	-	-	-	-	-	-	-
BURGLARY	-	-	-	-	-	-	-	-	-	-	-	-
LARCENY AND THEFT	7	4	-	-	1	1	2	-	-	-	-	-
EMBEZZLEMENT	5	1	-	-	1	-	-	2	-	-	-	2
FRAUD	20	13	1	1	2	3	6	-	-	-	-	-
AUTO THEFT	1	1	-	-	1	-	-	-	-	-	-	-
FORGERY, COUNTERFEIT.	1	-	-	-	-	-	-	-	-	-	-	-
SEX OFFENSES	2	2	-	-	-	1	1	-	-	-	-	-
MARIHUANA	61	60	2	-	3	17	38	-	-	-	-	-
NARCOTICS	25	24	-	-	1	2	21	-	-	-	-	-
WEAPONS AND FIREARMS	4	-	-	-	-	-	-	1	-	-	1	-
ESCAPE	6	6	2	2	2	-	-	-	-	-	-	-
OTHER GENERAL OFFENSES	4	3	-	-	1	2	-	-	-	-	-	-
IMMIGRATION LAWS	1	1	-	-	-	1	-	-	-	-	-	-
LIQUOR, INTERNAL REV.	-	-	-	-	-	-	-	-	-	-	-	-
SELECTIVE SERVICE ACT	-	-	-	-	-	-	-	-	-	-	-	-
OTHER SPECIAL OFFENSES (FEDERAL STATUTES)	3	-	-	-	-	-	-	-	-	-	-	-

**TABLE 2**  
**UNITED STATES DISTRICT COURTS**  
**TYPE AND LENGTH OF SENTENCES FOR CONVICTED DEFENDANTS BY OFFENSE**  
**TWELVE MONTH PERIOD ENDED JUNE 30, 1982**

DISTRICT AND OFFENSE	TERMS OF PROBATION					PROBATION W/D SUPERVISION SUSPENDED SENTENCE	FINE ONLY			
	TOTAL	12 MOS. AND UNDER	13-24 MOS.	25-48 MOS.	49 MOS. AND OVER		TOTAL	LESS THAN \$1,000	\$1,000-9,999	\$10,000 AND OVER
<b>ALABAMA MIDDLE TOTAL</b>	<b>83</b>	<b>44</b>	<b>6</b>	<b>14</b>	<b>19</b>	<b>1</b>	<b>111</b>	<b>111</b>	<b>-</b>	
HOMICIDE	-	-	-	-	-	-	-	-	-	
ROBBERY	1	1	-	-	-	-	-	-	-	
ASSAULT	-	-	-	-	-	-	-	-	-	
BURGLARY	31	24	1	1	5	-	-	-	-	
LARCENY AND THEFT	5	1	1	1	1	-	12	12	-	
EMBEZZLEMENT	18	4	4	6	4	-	-	-	-	
FRAUD	4	-	-	2	2	-	-	-	-	
AUTO THEFT	2	-	-	1	1	-	-	-	-	
FORGERY, COUNTERFEIT.	1	-	-	-	1	-	1	1	-	
SEX OFFENSES	5	5	-	-	-	-	-	-	-	
MARIHUANA	1	1	-	-	-	-	3	3	-	
NARCOTICS	5	1	-	1	3	-	1	1	-	
WEAPONS AND FIREARMS	2	1	-	1	1	-	1	1	-	
ESCAPE	2	1	-	1	-	-	-	-	-	
OTHER GENERAL OFFENSES	-	-	-	-	-	1	89	89	-	
IMMIGRATION LAWS	-	-	-	-	-	-	-	-	-	
LIQUOR, INTERNAL REV.	-	-	-	-	-	-	-	-	-	
SELECTIVE SERVICE ACT	-	-	-	-	-	-	-	-	-	
OTHER SPECIAL OFFENSES (FEDERAL STATUTES)	6	5	-	1	-	-	-	-	-	
<b>ALABAMA SOUTHERN TOTAL</b>	<b>66</b>	<b>1</b>	<b>15</b>	<b>13</b>	<b>37</b>	<b>2</b>	<b>-</b>	<b>-</b>	<b>-</b>	
HOMICIDE	-	-	-	-	-	-	-	-	-	
ROBBERY	-	-	-	-	-	-	-	-	-	
ASSAULT	1	-	-	-	1	-	-	-	-	
BURGLARY	5	-	-	-	4	-	-	-	-	
LARCENY AND THEFT	11	1	1	6	3	-	-	-	-	
EMBEZZLEMENT	3	-	-	-	3	-	-	-	-	
FRAUD	3	-	-	-	3	-	-	-	-	
AUTO THEFT	15	-	-	1	14	-	-	-	-	
FORGERY, COUNTERFEIT.	4	-	-	-	4	2	-	-	-	
SEX OFFENSES	5	-	1	2	2	-	-	-	-	
MARIHUANA	5	-	-	2	3	-	-	-	-	
NARCOTICS	-	-	-	2	-	-	-	-	-	
WEAPONS AND FIREARMS	-	-	-	-	-	-	-	-	-	
ESCAPE	-	-	-	-	-	-	-	-	-	
OTHER GENERAL OFFENSES	-	-	-	-	-	-	-	-	-	
IMMIGRATION LAWS	-	-	-	-	-	-	-	-	-	
LIQUOR, INTERNAL REV.	-	-	-	-	-	-	-	-	-	
SELECTIVE SERVICE ACT	-	-	-	-	-	-	-	-	-	
OTHER SPECIAL OFFENSES (FEDERAL STATUTES)	14	-	13	1	-	-	-	-	-	
<b>FLORIDA NORTHERN TOTAL</b>	<b>20</b>	<b>-</b>	<b>2</b>	<b>9</b>	<b>9</b>	<b>-</b>	<b>2</b>	<b>1</b>	<b>1</b>	
HOMICIDE	-	-	-	-	-	-	-	-	-	
ROBBERY	-	-	-	-	-	-	-	-	-	
ASSAULT	3	-	-	-	-	-	-	-	-	
BURGLARY	2	-	-	3	-	-	-	-	-	
LARCENY AND THEFT	7	-	1	1	6	-	-	-	-	
EMBEZZLEMENT	1	-	-	1	1	-	-	-	-	
FRAUD	1	-	-	1	-	-	-	-	-	
AUTO THEFT	1	-	-	-	-	-	-	-	-	
FORGERY, COUNTERFEIT.	1	-	1	-	-	-	-	-	-	
SEX OFFENSES	3	-	-	3	-	-	-	1	-	
MARIHUANA	1	-	-	-	-	-	-	-	-	
NARCOTICS	1	-	-	-	-	-	-	-	-	
WEAPONS AND FIREARMS	1	-	-	-	-	-	-	-	-	
ESCAPE	1	-	-	-	1	-	-	-	-	
OTHER GENERAL OFFENSES	-	-	-	-	-	-	-	-	-	
IMMIGRATION LAWS	-	-	-	-	-	-	-	-	-	
LIQUOR, INTERNAL REV.	-	-	-	-	-	-	-	-	-	
SELECTIVE SERVICE ACT	-	-	-	-	-	-	-	-	-	
OTHER SPECIAL OFFENSES (FEDERAL STATUTES)	2	-	-	1	1	-	1	-	1	

**TABLE 2  
UNITED STATES DISTRICT COURTS  
TYPE AND LENGTH OF SENTENCES FOR CONVICTED DEFENDANTS BY OFFENSE  
TWELVE MONTH PERIOD ENDED JUNE 30, 1982**

DISTRICT AND OFFENSE	TOTAL	TERMS OF IMPRISONMENT						PROBATION TERMS OF SPLIT SENTENCES				
		TOTAL	12 MOS. AND UNDER	13-24 MOS.	25-36 MOS.	37-60 MOS.	61 MOS. AND OVER	TOTAL	12 MOS. AND UNDER	13-24 MOS.	25-48 MOS.	49 MOS. AND OVER
<b>FLORIDA MIDDLE TOTAL</b>	<b>471</b>	<b>250</b>	<b>13</b>	<b>40</b>	<b>69</b>	<b>77</b>	<b>51</b>	<b>53</b>	<b>1</b>	<b>8</b>	<b>24</b>	<b>20</b>
HOMICIDE	-	-	-	-	-	-	-	-	-	-	-	-
ROBBERY	22	20	-	-	2	1	17	-	-	-	-	-
ASSAULT	4	1	1	-	-	-	-	1	-	-	1	-
BURGLARY	1	1	-	1	-	-	-	-	-	-	-	-
LARCENY AND THEFT	32	17	-	5	6	6	-	3	-	-	1	-
EMBEZZLEMENT	36	3	-	7	2	1	-	6	-	1	2	3
FRAUD	68	23	2	7	4	10	-	14	1	5	6	2
AUTO THEFT	5	3	-	2	-	1	-	-	-	-	2	-
FORGERY, COUNTERFEIT, SEX OFFENSES	74	33	-	6	12	10	5	11	-	1	6	4
MARIHUANA	78	63	3	10	16	26	8	4	-	-	1	3
NARCOTICS	45	39	1	4	12	11	11	1	-	1	-	-
WEAPONS AND FIREARMS	20	12	-	1	7	4	-	3	-	-	2	1
ESCAPE	9	7	2	1	2	2	-	1	-	-	-	1
OTHER GENERAL OFFENSES	36	22	-	3	5	5	9	5	-	-	1	4
IMMIGRATION LAWS	5	2	2	-	-	-	-	2	-	-	1	1
LIQUOR, INTERNAL REV.	-	-	-	-	-	-	-	-	-	-	-	-
SELECTIVE SERVICE ACT	-	-	-	-	-	-	-	-	-	-	-	-
OTHER SPECIAL OFFENSES (FEDERAL STATUTES)	36	4	2	-	1	-	1	2	-	-	1	1
<b>FLORIDA SOUTHERN TOTAL</b>	<b>1,300</b>	<b>878</b>	<b>95</b>	<b>234</b>	<b>213</b>	<b>185</b>	<b>151</b>	<b>147</b>	<b>2</b>	<b>29</b>	<b>80</b>	<b>36</b>
HOMICIDE	-	-	-	-	-	-	-	-	-	-	-	-
ROBBERY	18	16	-	-	-	1	15	1	-	-	-	1
ASSAULT	5	4	-	1	-	-	2	-	-	-	-	-
BURGLARY	-	-	-	-	-	-	-	-	-	-	-	-
LARCENY AND THEFT	18	8	3	1	3	-	1	2	-	-	2	-
EMBEZZLEMENT	23	4	1	1	-	2	-	6	-	2	2	2
FRAUD	75	25	7	7	7	1	3	16	-	3	8	5
AUTO THEFT	8	5	1	1	1	-	2	-	-	-	-	-
FORGERY, COUNTERFEIT, SEX OFFENSES	54	20	3	11	4	2	-	16	1	3	8	4
MARIHUANA	532	434	23	128	128	98	57	50	1	10	26	13
NARCOTICS	340	271	18	69	61	67	56	31	-	6	20	5
WEAPONS AND FIREARMS	50	27	3	9	4	6	5	11	-	1	7	3
ESCAPE	7	4	1	1	1	2	-	-	-	-	-	-
OTHER GENERAL OFFENSES	27	18	3	3	2	2	8	3	-	-	3	-
IMMIGRATION LAWS	96	36	32	1	2	1	-	10	-	3	4	3
LIQUOR, INTERNAL REV.	-	-	-	-	-	-	-	-	-	-	-	-
SELECTIVE SERVICE ACT	-	-	-	-	-	-	-	-	-	-	-	-
OTHER SPECIAL OFFENSES (FEDERAL STATUTES)	47	6	-	2	-	2	2	1	-	1	-	-
<b>GEORGIA NORTHERN TOTAL</b>	<b>512</b>	<b>242</b>	<b>23</b>	<b>29</b>	<b>38</b>	<b>72</b>	<b>80</b>	<b>57</b>	<b>4</b>	<b>6</b>	<b>17</b>	<b>30</b>
HOMICIDE	5	5	-	-	-	-	5	-	-	-	-	-
ROBBERY	23	22	1	-	1	5	15	-	-	-	-	-
ASSAULT	7	6	2	-	-	2	2	1	-	-	-	1
BURGLARY	5	4	-	-	1	3	-	-	-	-	-	-
LARCENY AND THEFT	59	28	6	2	6	10	4	8	-	1	4	3
EMBEZZLEMENT	29	7	1	1	1	4	-	3	1	1	1	-
FRAUD	79	25	2	6	4	7	6	20	1	1	7	11
AUTO THEFT	16	11	-	2	1	2	6	-	-	-	-	-
FORGERY, COUNTERFEIT, SEX OFFENSES	50	29	4	4	5	8	8	1	-	-	-	1
MARIHUANA	18	11	1	-	1	4	5	3	-	-	1	2
NARCOTICS	77	53	-	4	13	15	20	9	1	1	-	7
WEAPONS AND FIREARMS	44	13	-	8	1	3	1	8	1	2	1	4
ESCAPE	7	6	-	1	2	3	-	1	-	-	-	1
OTHER GENERAL OFFENSES	14	8	-	-	-	-	8	1	-	-	1	-
IMMIGRATION LAWS	-	-	-	-	-	-	-	-	-	-	-	-
LIQUOR, INTERNAL REV.	3	-	-	-	-	-	-	1	-	-	1	-
SELECTIVE SERVICE ACT	-	-	-	-	-	-	-	-	-	-	-	-
OTHER SPECIAL OFFENSES (FEDERAL STATUTES)	76	14	6	1	2	5	-	1	-	-	1	-

**TABLE 2  
UNITED STATES DISTRICT COURTS  
TYPE AND LENGTH OF SENTENCES FOR CONVICTED DEFENDANTS BY OFFENSE  
TWELVE MONTH PERIOD ENDED JUNE 30, 1982**

TOTAL	TERMS OF PROBATION				PROBATION W/O SUPERVISION SUSPENDED SENTENCE	FINE ONLY			DISTRICT AND OFFENSE	
	12 MOS. AND UNDER	13-24 MOS.	25-48 MOS.	49 MOS. AND OVER		TOTAL	LESS THAN \$1,000	\$1,000-9,999		\$10,000 AND OVER
<b>152</b>	<b>19</b>	<b>33</b>	<b>67</b>	<b>33</b>	<b>4</b>	<b>12</b>	<b>10</b>	<b>2</b>	<b>-</b>	<b>FLORIDA MIDDLE TOTAL</b>
-	-	-	-	-	-	-	-	-	-	HOMICIDE
2	-	-	1	1	-	-	-	-	-	ROBBERY
2	-	-	2	-	-	-	-	-	-	ASSAULT
9	2	2	4	1	1	2	2	-	-	BURGLARY
27	-	8	16	3	-	-	-	-	-	LARCENY AND THEFT
30	2	6	13	9	-	1	-	1	-	EMBEZZLEMENT
2	-	-	-	2	-	-	-	-	-	FRAUD
30	-	6	15	9	-	-	-	-	-	AUTO THEFT
-	-	-	-	-	-	-	-	-	-	FORGERY, COUNTERFEIT, SEX OFFENSES
11	-	3	5	3	-	-	-	-	-	MARIHUANA
4	1	-	2	1	-	1	1	-	-	NARCOTICS
5	3	-	1	1	-	-	-	-	-	WEAPONS AND FIREARMS
1	-	-	-	1	-	-	-	-	-	ESCAPE
6	1	-	4	1	-	3	2	1	-	OTHER GENERAL OFFENSES
1	-	-	1	-	-	-	-	-	-	IMMIGRATION LAWS
-	-	-	-	-	-	-	-	-	-	LIQUOR, INTERNAL REV.
22	10	8	3	1	3	5	5	-	-	SELECTIVE SERVICE ACT
-	-	-	-	-	-	-	-	-	-	OTHER SPECIAL OFFENSES (FEDERAL STATUTES)
<b>199</b>	<b>36</b>	<b>48</b>	<b>70</b>	<b>45</b>	<b>57</b>	<b>19</b>	<b>13</b>	<b>2</b>	<b>4</b>	<b>FLORIDA SOUTHERN TOTAL</b>
-	-	-	-	-	-	-	-	-	-	HOMICIDE
1	-	1	-	-	-	-	-	-	-	ROBBERY
1	-	-	1	-	-	-	-	-	-	ASSAULT
6	2	1	2	1	2	-	-	-	-	BURGLARY
12	2	3	2	5	1	-	-	-	-	LARCENY AND THEFT
29	5	7	11	6	2	3	3	-	-	EMBEZZLEMENT
3	-	-	1	2	-	-	-	-	-	FRAUD
17	3	3	9	2	-	1	1	-	-	AUTO THEFT
-	-	-	-	-	-	-	-	-	-	FORGERY, COUNTERFEIT, SEX OFFENSES
29	8	7	7	7	19	-	-	-	-	MARIHUANA
33	-	4	16	13	5	-	-	-	-	NARCOTICS
12	-	7	2	3	-	-	-	-	-	WEAPONS AND FIREARMS
2	-	1	-	1	1	-	-	-	-	ESCAPE
6	-	-	5	1	-	-	-	-	-	OTHER GENERAL OFFENSES
25	9	3	11	2	25	-	-	-	-	IMMIGRATION LAWS
-	-	-	-	-	-	-	-	-	-	LIQUOR, INTERNAL REV.
23	7	11	3	2	2	15	9	2	4	SELECTIVE SERVICE ACT
-	-	-	-	-	-	-	-	-	-	OTHER SPECIAL OFFENSES (FEDERAL STATUTES)
<b>207</b>	<b>49</b>	<b>26</b>	<b>66</b>	<b>66</b>	<b>2</b>	<b>4</b>	<b>1</b>	<b>1</b>	<b>2</b>	<b>GEORGIA NORTHERN TOTAL</b>
-	-	-	-	-	-	-	-	-	-	HOMICIDE
1	-	-	-	1	-	-	-	-	-	ROBBERY
1	-	-	1	-	-	-	-	-	-	ASSAULT
23	1	4	13	5	-	-	-	-	-	BURGLARY
19	1	6	6	6	-	-	-	-	-	LARCENY AND THEFT
32	1	7	10	14	1	1	1	-	-	EMBEZZLEMENT
5	-	1	3	1	-	-	-	-	-	FRAUD
20	1	1	3	15	-	-	-	-	-	AUTO THEFT
-	-	-	-	-	-	-	-	-	-	FORGERY, COUNTERFEIT, SEX OFFENSES
4	-	1	1	2	-	-	-	-	-	MARIHUANA
15	1	1	5	8	-	-	-	-	-	NARCOTICS
23	-	1	12	10	-	-	-	-	-	WEAPONS AND FIREARMS
-	-	-	-	-	-	-	-	-	-	ESCAPE
5	2	1	2	-	-	-	-	-	-	OTHER GENERAL OFFENSES
-	-	-	-	-	-	-	-	-	-	IMMIGRATION LAWS
2	-	-	-	2	-	-	-	-	-	LIQUOR, INTERNAL REV.
-	-	-	-	-	-	-	-	-	-	SELECTIVE SERVICE ACT
57	42	3	10	2	2	3	1	2	2	OTHER SPECIAL OFFENSES (FEDERAL STATUTES)



**TABLE 2**  
**UNITED STATES DISTRICT COURTS**  
**TYPE AND LENGTH OF SENTENCES FOR CONVICTED DEFENDANTS BY OFFENSE**  
**TWELVE MONTH PERIOD ENDED JUNE 30, 1982**

DISTRICT AND OFFENSE	TOTAL	TERMS OF IMPRISONMENT						PROBATION TERMS OF SPLIT SENTENCES				
		TOTAL	12 MOS. AND UNDER	13-24 MOS.	25-36 MOS.	37-60 MOS.	61 MOS. AND OVER	TOTAL	12 MOS. AND UNDER	13-24 MOS.	25-48 MOS.	49 MOS. AND OVER
<b>GEORGIA MIDDLE TOTAL</b>	<b>1,045</b>	<b>85</b>	<b>15</b>	<b>14</b>	<b>8</b>	<b>28</b>	<b>20</b>	<b>13</b>	<b>2</b>	<b>-</b>	<b>2</b>	<b>9</b>
HOMICIDE	2	2	-	-	-	-	-	-	-	-	-	-
ROBBERY	11	11	-	-	-	-	2	-	-	-	-	-
ASSAULT	-	-	-	-	-	-	11	-	-	-	-	-
BURGLARY	2	2	-	-	-	-	-	-	-	-	-	-
LARCENY AND THEFT	17	9	-	1	1	-	-	-	-	-	-	-
EMBEZZLEMENT	9	5	1	2	1	5	1	1	-	-	-	1
FRAUD	18	7	2	3	1	2	1	2	-	-	-	2
AUTO THEFT	5	2	-	-	-	-	-	-	-	-	-	-
FORGERY, COUNTERFEIT.	13	12	3	-	1	1	1	3	-	-	-	3
SEX OFFENSES	1	-	-	-	1	8	-	-	-	-	-	-
MARIHUANA	33	19	6	5	2	5	1	2	-	-	-	1
NARCOTICS	6	6	-	-	-	4	2	1	-	-	-	-
WEAPONS AND FIREARMS	6	3	-	-	-	-	-	-	-	-	-	-
ESCAPE	1	1	-	2	3	-	-	-	-	-	-	-
OTHER GENERAL OFFENSES	877	1	-	-	-	1	-	-	-	-	-	-
IMMIGRATION LAWS	2	1	-	-	-	1	-	2	1	-	1	-
LIQUOR, INTERNAL REV.	1	-	-	1	-	-	-	1	-	-	1	-
SELECTIVE SERVICE ACT	-	-	-	-	-	-	-	-	-	-	-	-
OTHER SPECIAL OFFENSES (FEDERAL STATUTES)	41	4	3	-	-	-	1	2	-	-	-	2
<b>GEORGIA SOUTHERN TOTAL</b>	<b>380</b>	<b>102</b>	<b>6</b>	<b>6</b>	<b>12</b>	<b>35</b>	<b>43</b>	<b>28</b>	<b>2</b>	<b>1</b>	<b>16</b>	<b>9</b>
HOMICIDE	-	-	-	-	-	-	-	-	-	-	-	-
ROBBERY	6	6	-	-	-	1	5	-	-	-	-	-
ASSAULT	1	-	-	-	-	-	-	-	-	-	-	-
BURGLARY	3	3	-	-	-	3	-	-	-	-	-	-
LARCENY AND THEFT	18	7	2	-	1	3	-	4	1	-	1	2
EMBEZZLEMENT	7	3	-	-	3	1	1	4	-	-	-	-
FRAUD	12	7	-	2	1	4	-	2	-	-	2	-
AUTO THEFT	3	2	-	-	2	7	4	6	-	-	3	3
FORGERY, COUNTERFEIT.	31	14	1	-	2	1	1	9	-	-	8	1
SEX OFFENSES	1	1	-	-	1	1	2	7	-	-	1	1
MARIHUANA	45	32	-	1	3	6	22	9	-	-	8	1
NARCOTICS	17	12	1	1	1	2	7	4	-	-	2	1
WEAPONS AND FIREARMS	7	5	-	1	-	4	-	4	1	2	1	-
ESCAPE	-	-	-	-	-	-	-	-	-	-	-	-
OTHER GENERAL OFFENSES	198	7	2	-	-	1	4	1	1	-	-	-
IMMIGRATION LAWS	-	-	-	-	-	-	-	-	-	-	-	-
LIQUOR, INTERNAL REV.	7	1	-	1	-	-	-	-	-	-	-	-
SELECTIVE SERVICE ACT	-	-	-	-	-	-	-	-	-	-	-	-
OTHER SPECIAL OFFENSES (FEDERAL STATUTES)	24	2	-	-	1	1	-	2	-	-	-	2
<b>ALL DISTRICTS TOTAL</b>	<b>32,252</b>	<b>12,361</b>	<b>2,203</b>	<b>2,262</b>	<b>2,053</b>	<b>2,910</b>	<b>2,933</b>	<b>3,538</b>	<b>206</b>	<b>695</b>	<b>1,517</b>	<b>1,120</b>
HOMICIDE	130	108	2	5	17	18	65	7	-	1	6	-
ROBBERY	1,526	1,377	17	23	42	199	1,096	57	2	3	19	7
ASSAULT	411	220	63	26	30	41	60	51	6	16	22	33
BURGLARY	141	84	2	10	14	44	14	16	1	5	7	3
LARCENY AND THEFT	2,869	975	170	184	212	280	129	290	26	69	112	83
EMBEZZLEMENT	1,953	283	85	55	55	73	14	303	13	71	118	101
FRAUD	4,848	1,354	385	347	233	271	118	760	48	178	315	219
AUTO THEFT	429	262	24	53	48	105	32	44	1	5	15	23
FORGERY, COUNTERFEIT.	1,809	795	132	185	182	194	102	280	10	50	137	83
SEX OFFENSES	107	77	8	3	5	31	30	5	1	2	-	2
MARIHUANA	2,436	1,340	129	236	296	428	251	205	10	36	94	65
NARCOTICS	3,900	2,603	254	412	493	714	730	438	7	69	229	133
WEAPONS AND FIREARMS	1,520	755	108	259	126	180	82	198	7	32	99	60
ESCAPE	603	474	251	91	58	69	5	56	4	5	22	25
OTHER GENERAL OFFENSES	4,468	527	102	78	97	105	145	176	41	45	50	40
IMMIGRATION LAWS	2,281	711	326	224	79	66	16	382	11	30	175	166
LIQUOR, INTERNAL REV.	33	5	-	3	1	-	-	7	-	-	3	4
SELECTIVE SERVICE ACT	-	-	-	-	-	-	-	-	-	-	-	-
OTHER SPECIAL OFFENSES (FEDERAL STATUTES)	2,688	411	144	67	65	91	44	263	18	78	94	73

**TABLE 2**  
**UNITED STATES DISTRICT COURTS**  
**TYPE AND LENGTH OF SENTENCES FOR CONVICTED DEFENDANTS BY OFFENSE**  
**TWELVE MONTH PERIOD ENDED JUNE 30, 1982**

DISTRICT AND OFFENSE	TOTAL	TERMS OF PROBATION				PROBATION W/O SUPERVISION SUSPENDED SENTENCE	FINE ONLY			DISTRICT AND OFFENSE		
		TOTAL	12 MOS. AND UNDER	13-24 MOS.	25-48 MOS.		49 MOS. AND OVER	TOTAL	LESS THAN \$1,000		\$1,000-9,999	\$10,000 AND OVER
<b>GEORGIA MIDDLE TOTAL</b>	<b>84</b>	<b>49</b>	<b>9</b>	<b>7</b>	<b>19</b>	<b>10</b>	<b>853</b>	<b>85</b>	<b>-</b>	<b>-</b>	<b>GEORGIA MIDDLE TOTAL</b>	
HOMICIDE	-	-	-	-	-	-	-	-	-	-	HOMICIDE	
ROBBERY	-	-	-	-	-	-	-	-	-	-	ROBBERY	
ASSAULT	-	-	-	-	-	-	-	-	-	-	ASSAULT	
BURGLARY	7	5	-	-	-	2	-	-	-	-	BURGLARY	
LARCENY AND THEFT	2	1	1	-	-	-	-	-	-	-	LARCENY AND THEFT	
EMBEZZLEMENT	11	3	2	-	6	-	-	-	-	-	EMBEZZLEMENT	
FRAUD	1	-	-	-	-	-	-	-	-	-	FRAUD	
AUTO THEFT	1	-	-	-	1	-	-	-	-	-	AUTO THEFT	
FORGERY, COUNTERFEIT.	5	4	-	-	1	-	-	-	-	-	FORGERY, COUNTERFEIT.	
SEX OFFENSES	1	-	-	-	1	-	-	-	-	-	SEX OFFENSES	
MARIHUANA	3	-	-	-	3	-	-	-	-	-	MARIHUANA	
NARCOTICS	49	40	2	4	3	-	-	-	-	-	NARCOTICS	
WEAPONS AND FIREARMS	1	-	-	-	-	-	-	-	-	-	WEAPONS AND FIREARMS	
ESCAPE	1	-	-	-	-	-	-	-	-	-	ESCAPE	
OTHER GENERAL OFFENSES	4	-	3	-	1	10	825	825	-	-	OTHER GENERAL OFFENSES	
IMMIGRATION LAWS	-	-	-	-	-	-	-	-	-	-	IMMIGRATION LAWS	
LIQUOR, INTERNAL REV.	-	-	-	-	-	-	-	-	-	-	LIQUOR, INTERNAL REV.	
SELECTIVE SERVICE ACT	-	-	-	-	-	-	-	-	-	-	SELECTIVE SERVICE ACT	
OTHER SPECIAL OFFENSES (FEDERAL STATUTES)	-	-	-	-	-	-	21	21	-	-	OTHER SPECIAL OFFENSES (FEDERAL STATUTES)	
<b>GEORGIA SOUTHERN TOTAL</b>	<b>79</b>	<b>37</b>	<b>8</b>	<b>13</b>	<b>21</b>	<b>21</b>	<b>150</b>	<b>150</b>	<b>-</b>	<b>-</b>	<b>GEORGIA SOUTHERN TOTAL</b>	
HOMICIDE	-	-	-	-	-	-	-	-	-	-	HOMICIDE	
ROBBERY	1	-	1	-	-	-	-	-	-	-	ROBBERY	
ASSAULT	6	2	2	1	1	-	-	-	-	-	ASSAULT	
BURGLARY	4	-	-	-	4	-	-	-	-	-	BURGLARY	
LARCENY AND THEFT	3	-	-	2	1	-	-	-	-	-	LARCENY AND THEFT	
EMBEZZLEMENT	11	-	-	6	5	-	-	-	-	-	EMBEZZLEMENT	
FRAUD	2	-	-	-	1	-	-	-	-	-	FRAUD	
AUTO THEFT	1	-	-	-	1	-	-	-	-	-	AUTO THEFT	
FORGERY, COUNTERFEIT.	2	-	1	-	1	1	1	1	-	-	FORGERY, COUNTERFEIT.	
SEX OFFENSES	1	-	-	-	1	-	-	-	-	-	SEX OFFENSES	
MARIHUANA	1	-	-	-	1	-	-	-	-	-	MARIHUANA	
NARCOTICS	2	-	-	1	1	-	-	-	-	-	NARCOTICS	
WEAPONS AND FIREARMS	36	31	3	1	1	-	-	-	-	-	WEAPONS AND FIREARMS	
ESCAPE	5	-	-	-	-	18	136	136	-	-	ESCAPE	
OTHER GENERAL OFFENSES	7	4	1	2	-	1	12	12	-	-	OTHER GENERAL OFFENSES	
IMMIGRATION LAWS	-	-	-	-	-	-	-	-	-	-	IMMIGRATION LAWS	
LIQUOR, INTERNAL REV.	-	-	-	-	-	-	-	-	-	-	LIQUOR, INTERNAL REV.	
SELECTIVE SERVICE ACT	-	-	-	-	-	-	-	-	-	-	SELECTIVE SERVICE ACT	
OTHER SPECIAL OFFENSES (FEDERAL STATUTES)	-	-	-	-	-	-	-	-	-	-	OTHER SPECIAL OFFENSES (FEDERAL STATUTES)	
<b>ALL DISTRICTS TOTAL</b>	<b>11,549</b>	<b>2,676</b>	<b>2,480</b>	<b>4,039</b>	<b>2,354</b>	<b>1,409</b>	<b>3,395</b>	<b>3,206</b>	<b>115</b>	<b>74</b>	<b>ALL DISTRICTS TOTAL</b>	
HOMICIDE	14	1	1	9	3	-	1	1	-	-	HOMICIDE	
ROBBERY	91	-	2	37	52	-	1	1	-	-	ROBBERY	
ASSAULT	115	35	29	36	15	6	19	19	-	-	ASSAULT	
BURGLARY	40	-	13	13	14	-	1	1	-	-	BURGLARY	
LARCENY AND THEFT	1,322	361	278	464	219	129	153	149	3	-	LARCENY AND THEFT	
EMBEZZLEMENT	1,328	197	305	506	319	28	11	10	1	1	EMBEZZLEMENT	
FRAUD	2,435	315	640	956	523	147	152	100	44	8	FRAUD	
AUTO THEFT	117	2	20	63	32	3	3	3	-	-	AUTO THEFT	
FORGERY, COUNTERFEIT.	812	47	168	399	198	16	6	6	-	-	FORGERY, COUNTERFEIT.	
SEX OFFENSES	17	3	4	6	4	3	5	5	-	-	SEX OFFENSES	
MARIHUANA	695	321	98	150	126	100	96	96	-	-	MARIHUANA	
NARCOTICS	815	107	106	299	304	30	13	11	2	-	NARCOTICS	
WEAPONS AND FIREARMS												

**Appendix Detail Table X-3  
Type of Sentence for Convicted Criminal Defendants  
1982**

**TABLE 3**  
**UNITED STATES DISTRICT COURTS**  
**TYPE OF SENTENCE FOR CONVICTED CRIMINAL DEFENDANTS**  
**TWELVE MONTH PERIOD ENDED JUNE 30, 1982**

DISTRICT AND OFFENSE	TOTAL CON-VICTED	TYPE OF IMPRISONMENT					TYPE OF PROBATION					SUS-PENDED SENTENCE	FINE ONLY		
		TOTAL SENTENCED	ADULT			YOUTH COR-REC-TIONS ACT	F.J. D.A.	TOTAL	ADULT					F.J. D.A.	NO SUPER-VISION
			REGULAR	IN-DETER-MINATE	MIXED				IMME-DIATE	DE-LAYED	SPLIT				
DISTRICT OF COLUMBIA TOTAL	506	204	166	24	2	12	-	298	250	-	48	-	-	1	3
AV. SENT.	43	43	44	16	53	-	25	30	-	4	-	-	-	-	-
HOMICIDE AV. SENT.	-	-	-	-	-	-	-	-	-	-	-	-	-	-	-
ROBBERY AV. SENT.	3	3	1	-	-	2	-	-	-	-	-	-	-	-	-
ASSAULT AV. SENT.	1	-	-	-	-	-	-	1	1	-	-	-	-	-	-
BURGLARY AV. SENT.	-	-	-	-	-	-	-	-	-	-	-	-	-	-	-
LARCENY AND THEFT AV. SENT.	57	19	16	2	1	-	-	38	35	-	3	-	-	-	-
EMBEZZLEMENT AV. SENT.	36	3	2	1	-	-	-	33	31	-	2	-	-	-	-
FRAUD AV. SENT.	95	17	14	2	1	-	-	75	67	-	8	-	-	1	2
AUTO THEFT AV. SENT.	-	-	-	-	-	-	-	-	-	-	-	-	-	-	-
FORGERY, COUNTERFEIT. AV. SENT.	29	8	6	2	-	-	-	21	17	-	4	-	-	-	-
SEX OFFENSES AV. SENT.	7	-	-	-	-	-	-	7	7	-	-	-	-	-	-
MARIHUANA AV. SENT.	9	3	2	1	-	-	-	6	5	-	1	-	-	-	-
NARCOTICS AV. SENT.	201	121	105	9	-	7	-	80	61	-	19	-	-	-	-
WEAPONS AND FIREARMS AV. SENT.	30	16	10	4	-	2	-	14	10	-	4	-	-	-	-
ESCAPE AV. SENT.	16	11	7	3	-	1	-	5	4	-	1	-	-	-	-
OTHER GENERAL OFFENSES AV. SENT.	13	3	3	-	-	-	-	10	5	-	5	-	-	-	-
IMMIGRATION LAWS AV. SENT.	-	-	-	-	-	-	-	-	-	-	-	-	-	-	-
LIQUOR, INTERNAL REV. AV. SENT.	-	-	-	-	-	-	-	-	-	-	-	-	-	-	-
SELECTIVE SERVICE ACT AV. SENT.	-	-	-	-	-	-	-	-	-	-	-	-	-	-	-
OTHER SPECIAL OFFENSES AV. SENT.	9	-	-	-	-	-	-	8	7	-	1	-	-	-	1

**TABLE 3**  
**UNITED STATES DISTRICT COURTS**  
**TYPE OF SENTENCE FOR CONVICTED CRIMINAL DEFENDANTS**  
**TWELVE MONTH PERIOD ENDED JUNE 30, 1982**

DISTRICT AND OFFENSE	TOTAL CON-VICTED	TYPE OF IMPRISONMENT					TYPE OF PROBATION					SUS-PENDED SENTENCE	FINE ONLY		
		TOTAL SENTENCED	ADULT			YOUTH COR-REC-TIONS ACT	F.J. D.A.	TOTAL	ADULT					F.J. D.A.	NO SUPER-VISION
			REGULAR	IN-DETER-MINATE	MIXED				IMME-DIATE	DE-LAYED	SPLIT				
MAINE TOTAL	68	27	26	-	-	1	-	26	23	-	3	-	-	-	15
AV. SENT.	50	50	-	-	48	-	26	30	-	1	-	-	-	-	-
HOMICIDE AV. SENT.	-	-	-	-	-	-	-	-	-	-	-	-	-	-	-
ROBBERY AV. SENT.	1	1	1	-	-	-	-	-	-	-	-	-	-	-	-
ASSAULT AV. SENT.	-	-	-	-	-	-	-	-	-	-	-	-	-	-	-
BURGLARY AV. SENT.	-	-	-	-	-	-	-	-	-	-	-	-	-	-	-
LARCENY AND THEFT AV. SENT.	1	1	1	-	-	-	-	-	-	-	-	-	-	-	-
EMBEZZLEMENT AV. SENT.	8	-	-	-	-	-	-	8	7	-	1	-	-	-	-
FRAUD AV. SENT.	5	-	-	-	-	-	-	5	5	-	-	-	-	-	-
AUTO THEFT AV. SENT.	-	-	-	-	-	-	-	-	-	-	-	-	-	-	-
FORGERY, COUNTERFEIT. AV. SENT.	8	5	5	-	-	-	-	3	3	-	-	-	-	-	-
SEX OFFENSES AV. SENT.	-	-	-	-	-	-	-	-	-	-	-	-	-	-	-
MARIHUANA AV. SENT.	17	14	13	-	-	1	-	3	3	-	-	-	-	-	-
NARCOTICS AV. SENT.	7	5	5	-	-	-	-	-	-	-	-	-	-	-	2
WEAPONS AND FIREARMS AV. SENT.	3	1	1	-	-	-	-	2	2	-	-	-	-	-	-
ESCAPE AV. SENT.	-	-	-	-	-	-	-	-	-	-	-	-	-	-	-
OTHER GENERAL OFFENSES AV. SENT.	2	-	-	-	-	-	-	-	-	-	-	-	-	-	2
IMMIGRATION LAWS AV. SENT.	1	-	-	-	-	-	-	-	-	-	-	-	-	-	1
LIQUOR, INTERNAL REV. AV. SENT.	-	-	-	-	-	-	-	-	-	-	-	-	-	-	-
SELECTIVE SERVICE ACT AV. SENT.	-	-	-	-	-	-	-	-	-	-	-	-	-	-	-
OTHER SPECIAL OFFENSES AV. SENT.	15	-	-	-	-	-	-	5	3	-	2	-	-	-	10

**TABLE 3  
UNITED STATES DISTRICT COURTS  
TYPE OF SENTENCE FOR CONVICTED CRIMINAL DEFENDANTS  
TWELVE MONTH PERIOD ENDED JUNE 30, 1982**

DISTRICT AND OFFENSE	TOTAL CON-VICTED	TYPE OF IMPRISONMENT					TYPE OF PROBATION					SUS-PENDED SENTENCE	FINE ONLY		
		TOTAL SEN-TENCED	ADULT			YOUTH COR-RECTIONS ACT	F.J. D.A.	TOTAL	ADULT					F.J. D.A.	NO SUPER-VISION
			REGULAR	IN-DETER-MINATE	MIXED				IMME-DIATE	DE-LAYED	SPLIT				
MASSACHUSETTS TOTAL AV. SENT.	435	140 40	117 38	2 212	17 22	4 66	-	278 21	211 26	-	64 4	3 52	-	5 12	
HOMICIDE AV. SENT.	-	-	-	-	-	-	-	-	-	-	-	-	-	-	
ROBBERY AV. SENT.	10	9 110	6 71	1 400	-	2 84	-	1 48	-	-	-	1 48	-	-	
ASSAULT AV. SENT.	6	1 36	1 36	-	-	-	-	5 25	3 21	-	1 3	1 60	-	-	
BURGLARY AV. SENT.	1	-	-	-	-	-	-	1 60	1 60	-	-	-	-	-	
LARCENY AND THEFT AV. SENT.	48	12 28	11 29	-	1 12	-	-	36 27	33 29	-	3 6	-	-	-	
EMBEZZLEMENT AV. SENT.	40	3 12	1 12	-	2 12	-	-	35 25	28 30	-	7 3	-	2	-	
FRAUD AV. SENT.	91	21 29	13 31	-	8 25	-	-	62 21	48 26	-	14 3	-	1	7	
AUTO THEFT AV. SENT.	3	1 24	1 24	-	-	-	-	2 30	2 30	-	-	-	-	-	
FORGERY, COUNTERFEIT. AV. SENT.	43	10 26	9 27	-	1 24	-	-	33 21	23 28	-	10 4	-	-	-	
SEX OFFENSES AV. SENT.	1	-	-	-	-	-	-	1 48	-	-	-	1 48	-	-	
MARIHUANA AV. SENT.	13	3 37	3 37	-	-	-	-	10 12	10 12	-	-	-	-	-	
NARCOTICS AV. SENT.	76	52 42	50 42	-	-	2 48	-	24 18	13 29	-	11 4	-	-	-	
WEAPONS AND FIREARMS AV. SENT.	21	6 24	5 17	-	1 60	-	-	15 20	11 26	-	4 5	-	-	-	
ESCAPE AV. SENT.	5	2 9	2 9	-	-	-	-	3 13	2 18	-	1 4	-	-	-	
OTHER GENERAL OFFENSES AV. SENT.	31	15 24	11 27	1 24	3 14	-	-	14 13	6 28	-	8 3	-	2	-	
IMMIGRATION LAWS AV. SENT.	3	-	-	-	-	-	-	3 21	2 30	-	1 3	-	-	-	
LIQUOR, INTERNAL REV. AV. SENT.	-	-	-	-	-	-	-	-	-	-	-	-	-	-	
SELECTIVE SERVICE ACT AV. SENT.	-	-	-	-	-	-	-	-	-	-	-	-	-	-	
OTHER SPECIAL OFFENSES AV. SENT.	43	5 85	4 103	-	1 15	-	-	33 18	29 20	-	4 4	-	-	5	

**TABLE 3  
UNITED STATES DISTRICT COURTS  
TYPE OF SENTENCE FOR CONVICTED CRIMINAL DEFENDANTS  
TWELVE MONTH PERIOD ENDED JUNE 30, 1982**

DISTRICT AND OFFENSE	TOTAL CON-VICTED	TYPE OF IMPRISONMENT					TYPE OF PROBATION					SUS-PENDED SENTENCE	FINE ONLY		
		TOTAL SEN-TENCED	ADULT			YOUTH COR-RECTIONS ACT	F.J. D.A.	TOTAL	ADULT					F.J. D.A.	NO SUPER-VISION
			REGULAR	IN-DETER-MINATE	MIXED				IMME-DIATE	DE-LAYED	SPLIT				
NEW HAMPSHIRE TOTAL AV. SENT.	58	18 60	17 63	-	1 12	-	-	36 28	28 37	-	8 4	-	-	4	
HOMICIDE AV. SENT.	-	-	-	-	-	-	-	-	-	-	-	-	-	-	
ROBBERY AV. SENT.	2	1 108	1 108	-	-	-	-	1 60	1 60	-	-	-	-	-	
ASSAULT AV. SENT.	-	-	-	-	-	-	-	-	-	-	-	-	-	-	
BURGLARY AV. SENT.	1	1 24	1 24	-	-	-	-	-	-	-	-	-	-	-	
LARCENY AND THEFT AV. SENT.	2	-	-	-	-	-	-	2 19	1 36	-	1 3	-	-	-	
EMBEZZLEMENT AV. SENT.	2	-	-	-	-	-	-	2 21	2 21	-	-	-	-	-	
FRAUD AV. SENT.	11	1 60	1 60	-	-	-	-	10 26	5 48	-	5 4	-	-	-	
AUTO THEFT AV. SENT.	1	-	-	-	-	-	-	1 24	1 24	-	-	-	-	-	
FORGERY, COUNTERFEIT. AV. SENT.	12	4 16	4 16	-	-	-	-	8 39	8 39	-	-	-	-	-	
SEX OFFENSES AV. SENT.	-	-	-	-	-	-	-	-	-	-	-	-	-	-	
MARIHUANA AV. SENT.	-	-	-	-	-	-	-	-	-	-	-	-	-	-	
NARCOTICS AV. SENT.	6	5 143	5 143	-	-	-	-	1 6	-	-	1 6	-	-	-	
WEAPONS AND FIREARMS AV. SENT.	2	2 18	1 24	-	1 12	-	-	-	-	-	-	-	-	-	
ESCAPE AV. SENT.	1	1 36	1 36	-	-	-	-	-	-	-	-	-	-	-	
OTHER GENERAL OFFENSES AV. SENT.	4	2 13	2 13	-	-	-	-	2 48	2 48	-	-	-	-	-	
IMMIGRATION LAWS AV. SENT.	3	-	-	-	-	-	-	3 20	3 20	-	-	-	-	-	
LIQUOR, INTERNAL REV. AV. SENT.	-	-	-	-	-	-	-	-	-	-	-	-	-	-	
SELECTIVE SERVICE ACT AV. SENT.	-	-	-	-	-	-	-	-	-	-	-	-	-	-	
OTHER SPECIAL OFFENSES AV. SENT.	11	1 12	1 12	-	-	-	-	6 29	5 33	-	1 6	-	-	4	



**TABLE 3**  
**UNITED STATES DISTRICT COURTS**  
**TYPE OF SENTENCE FOR CONVICTED CRIMINAL DEFENDANTS**  
**TWELVE MONTH PERIOD ENDED JUNE 30, 1982**

DISTRICT AND OFFENSE	TOTAL CON-VICTED	TYPE OF IMPRISONMENT					TYPE OF PROBATION					SUS-PENDED SENTENCE	FINE ONLY		
		TOTAL SEN-TENCED	ADULT			YOUTH COR-REC-TIONS ACT	F.J. D.A.	TOTAL	ADULT					F.J. D.A.	NO SUPER-VISION
			REGULAR	IN-DETER-MINATE	MIXED				IMME-DIATE	DE-LAYED	SPLIT				
RHODE ISLAND TOTAL AV. SENT.	139	51 31	19 25	4 36	28 34	-	84 18	68 21	-	16 4	-	-	-	4	
HOMICIDE AV. SENT.	-	-	-	-	-	-	-	-	-	-	-	-	-	-	
ROBBERY AV. SENT.	-	-	-	-	-	-	-	-	-	-	-	-	-	-	
ASSAULT AV. SENT.	-	-	-	-	-	-	-	-	-	-	-	-	-	-	
BURGLARY AV. SENT.	-	-	-	-	-	-	-	-	-	-	-	-	-	-	
LARCENY AND THEFT AV. SENT.	14	2 36	-	2 36	-	-	12 14	9 17	-	3 3	-	-	-	-	
EMBEZZLEMENT AV. SENT.	7	1 12	-	-	1 12	-	6 18	4 24	-	2 6	-	-	-	-	
FRAUD AV. SENT.	47	19 20	5 20	-	14 20	-	28 17	23 20	-	5 4	-	-	-	-	
AUTO THEFT AV. SENT.	11	5 32	4 31	1 36	-	-	6 32	5 37	-	1 6	-	-	-	-	
FORGERY, COUNTERFEIT. AV. SENT.	18	6 30	3 42	1 36	2 10	-	12 19	10 22	-	2 4	-	-	-	-	
SEX OFFENSES AV. SENT.	2	2 240	-	-	2 240	-	-	-	-	-	-	-	-	-	
MARIHUANA AV. SENT.	-	-	-	-	-	-	-	-	-	-	-	-	-	-	
NARCOTICS AV. SENT.	5	4 18	-	-	4 18	-	1 24	1 24	-	-	-	-	-	-	
WEAPONS AND FIREARMS AV. SENT.	8	3 17	2 14	-	1 24	-	5 27	5 27	-	-	-	-	-	-	
ESCAPE AV. SENT.	1	1 24	-	-	1 24	-	-	-	-	-	-	-	-	-	
OTHER GENERAL OFFENSES AV. SENT.	14	8 18	5 20	-	3 16	-	3 13	2 18	-	1 3	-	-	-	3	
IMMIGRATION LAWS AV. SENT.	1	-	-	-	-	-	1 24	1 24	-	-	-	-	-	-	
LIQUOR, INTERNAL REV. AV. SENT.	-	-	-	-	-	-	-	-	-	-	-	-	-	-	
SELECTIVE SERVICE ACT AV. SENT.	-	-	-	-	-	-	-	-	-	-	-	-	-	-	
OTHER SPECIAL OFFENSES AV. SENT.	11	-	-	-	-	-	10 13	8 15	-	2 6	-	-	-	1	

**TABLE 3**  
**UNITED STATES DISTRICT COURTS**  
**TYPE OF SENTENCE FOR CONVICTED CRIMINAL DEFENDANTS**  
**TWELVE MONTH PERIOD ENDED JUNE 30, 1982**

DISTRICT AND OFFENSE	TOTAL CON-VICTED	TYPE OF IMPRISONMENT					TYPE OF PROBATION					SUS-PENDED SENTENCE	FINE ONLY		
		TOTAL SEN-TENCED	ADULT			YOUTH COR-REC-TIONS ACT	F.J. D.A.	TOTAL	ADULT					F.J. D.A.	NO SUPER-VISION
			REGULAR	IN-DETER-MINATE	MIXED				IMME-DIATE	DE-LAYED	SPLIT				
PUERTO RICO TOTAL AV. SENT.	227	103 43	94 44	-	9 29	-	94 31	78 35	-	13 5	-	3 44	-	30	
HOMICIDE AV. SENT.	-	-	-	-	-	-	-	-	-	-	-	-	-	-	
ROBBERY AV. SENT.	1	1 300	1 300	-	-	-	-	-	-	-	-	-	-	-	
ASSAULT AV. SENT.	3	-	-	-	-	-	2 18	2 18	-	-	-	-	-	1	
BURGLARY AV. SENT.	1	1 48	1 48	-	-	-	-	-	-	-	-	-	-	-	
LARCENY AND THEFT AV. SENT.	10	4 36	4 36	-	-	-	6 36	6 36	-	-	-	-	-	-	
EMBEZZLEMENT AV. SENT.	10	2 114	1 216	-	1 12	-	7 32	5 43	-	2 6	-	-	-	1	
FRAUD AV. SENT.	24	9 26	8 28	-	1 12	-	14 25	9 36	-	5 5	-	-	-	1	
AUTO THEFT AV. SENT.	-	-	-	-	-	-	-	-	-	-	-	-	-	-	
FORGERY, COUNTERFEIT. AV. SENT.	18	9 43	8 46	-	1 15	-	8 38	7 42	-	1 6	-	-	-	1	
SEX OFFENSES AV. SENT.	-	-	-	-	-	-	-	-	-	-	-	-	-	-	
MARIHUANA AV. SENT.	12	10 57	10 57	-	-	-	2 36	2 36	-	-	-	-	-	-	
NARCOTICS AV. SENT.	25	23 82	21 84	-	2 60	-	2 33	1 60	-	1 6	-	-	-	-	
WEAPONS AND FIREARMS AV. SENT.	1	1 60	1 60	-	-	-	-	-	-	-	-	-	-	-	
ESCAPE AV. SENT.	1	1 60	1 60	-	-	-	-	-	-	-	-	-	-	-	
OTHER GENERAL OFFENSES AV. SENT.	4	4 36	3 36	-	1 36	-	-	-	-	-	-	-	-	-	
IMMIGRATION LAWS AV. SENT.	72	35 9	34 8	-	1 24	-	34 31	27 34	-	4 5	-	3 44	-	3	
LIQUOR, INTERNAL REV. AV. SENT.	-	-	-	-	-	-	-	-	-	-	-	-	-	-	
SELECTIVE SERVICE ACT AV. SENT.	-	-	-	-	-	-	-	-	-	-	-	-	-	-	
OTHER SPECIAL OFFENSES AV. SENT.	45	3 28	1 36	-	2 24	-	16 32	19 32	-	-	-	-	-	23	

**TABLE 3**  
**UNITED STATES DISTRICT COURTS**  
**TYPE OF SENTENCE FOR CONVICTED CRIMINAL DEFENDANTS**  
**TWELVE MONTH PERIOD ENDED JUNE 30, 1982**

DISTRICT AND OFFENSE	TOTAL CONVICTED	TYPE OF IMPRISONMENT					TYPE OF PROBATION					SUSPENDED SENTENCE	FINE ONLY		
		TOTAL SENTENCED	ADULT			YOUTH CORRECTIONS ACT	F.J. D.A.	TOTAL	ADULT					F.J. D.A.	NO SUPERVISION
			REGULAR	IN-DETERMINATE	MIXED				IMMEDIATE	DE-LAYED	SPLIT				
CONNECTICUT TOTAL AV. SENT.	221	98	89	-	9	-	118	92	-	26	-	-	1	4	
HOMICIDE AV. SENT.	-	-	-	-	-	-	-	-	-	-	-	-	-	-	
ROBBERY AV. SENT.	7	7	7	-	-	-	-	-	-	-	-	-	-	-	
ASSAULT AV. SENT.	2	102	102	-	-	-	2	1	-	1	-	-	-	-	
BURGLARY AV. SENT.	-	-	-	-	-	-	-	-	-	-	-	-	-	-	
LARCENY AND THEFT AV. SENT.	10	8	8	-	-	-	2	1	-	1	-	-	-	-	
EMBEZZLEMENT AV. SENT.	22	2	2	-	-	-	20	15	-	5	-	-	-	-	
FRAUD AV. SENT.	56	14	11	-	3	-	40	37	-	3	-	-	-	2	
AUTO THEFT AV. SENT.	8	6	6	-	-	-	2	1	-	1	-	-	-	-	
FORGERY, COUNTERFEIT. AV. SENT.	12	6	6	-	-	-	6	6	-	-	-	-	-	-	
SEX OFFENSES AV. SENT.	-	-	-	-	-	-	-	-	-	-	-	-	-	-	
MARIJUANA AV. SENT.	6	1	1	-	-	-	4	-	-	4	-	-	1	-	
NARCOTICS AV. SENT.	48	30	28	-	2	-	18	13	-	5	-	-	-	-	
WEAPONS AND FIREARMS AV. SENT.	17	10	10	-	-	-	7	5	-	2	-	-	-	-	
ESCAPE AV. SENT.	5	3	3	-	-	-	2	1	-	1	-	-	-	-	
OTHER GENERAL OFFENSES AV. SENT.	11	9	6	-	3	-	2	1	-	1	-	-	-	-	
IMMIGRATION LAWS AV. SENT.	2	-	-	-	-	-	2	1	-	1	-	-	-	-	
LIQUOR, INTERNAL REV. AV. SENT.	-	-	-	-	-	-	-	-	-	-	-	-	-	-	
SELECTIVE SERVICE ACT AV. SENT.	-	-	-	-	-	-	-	-	-	-	-	-	-	-	
OTHER SPECIAL OFFENSES AV. SENT.	15	2	1	-	1	-	11	10	-	1	-	-	-	2	

**TABLE 3**  
**UNITED STATES DISTRICT COURTS**  
**TYPE OF SENTENCE FOR CONVICTED CRIMINAL DEFENDANTS**  
**TWELVE MONTH PERIOD ENDED JUNE 30, 1982**

DISTRICT AND OFFENSE	TOTAL CONVICTED	TYPE OF IMPRISONMENT					TYPE OF PROBATION					SUSPENDED SENTENCE	FINE ONLY		
		TOTAL SENTENCED	ADULT			YOUTH CORRECTIONS ACT	F.J. D.A.	TOTAL	ADULT					F.J. D.A.	NO SUPERVISION
			REGULAR	IN-DETERMINATE	MIXED				IMMEDIATE	DE-LAYED	SPLIT				
NEW YORK NORTHERN TOTAL AV. SENT.	120	48	44	1	2	1	-	55	52	-	13	-	-	1	6
HOMICIDE AV. SENT.	-	-	-	-	-	-	-	-	-	-	-	-	-	-	-
ROBBERY AV. SENT.	-	-	-	-	-	-	-	-	-	-	-	-	-	-	
ASSAULT AV. SENT.	2	1	-	-	-	1	-	1	1	-	-	-	-	-	
BURGLARY AV. SENT.	1	1	1	-	-	-	-	236	-	-	-	-	-	-	
LARCENY AND THEFT AV. SENT.	5	3	3	-	-	-	-	2	2	-	-	-	-	-	
EMBEZZLEMENT AV. SENT.	15	-	-	-	-	-	-	15	14	-	1	-	-	-	
FRAUD AV. SENT.	31	10	9	-	1	-	-	20	16	-	4	-	-	1	
AUTO THEFT AV. SENT.	1	1	1	-	-	-	-	24	-	-	-	-	-	-	
FORGERY, COUNTERFEIT. AV. SENT.	7	5	4	1	-	-	-	2	2	-	-	-	-	-	
SEX OFFENSES AV. SENT.	-	-	-	-	-	-	-	-	-	-	-	-	-	-	
MARIJUANA AV. SENT.	5	3	2	-	1	-	-	2	2	-	-	-	-	-	
NARCOTICS AV. SENT.	26	14	14	-	-	-	-	11	7	-	4	-	-	1	
WEAPONS AND FIREARMS AV. SENT.	1	-	-	-	-	-	-	1	-	-	1	-	-	-	
ESCAPE AV. SENT.	1	1	1	-	-	-	-	-	-	-	-	-	-	-	
OTHER GENERAL OFFENSES AV. SENT.	6	5	5	-	-	-	-	1	-	-	1	-	-	-	
IMMIGRATION LAWS AV. SENT.	10	3	3	-	-	-	-	5	4	-	1	-	-	1	
LIQUOR, INTERNAL REV. AV. SENT.	-	-	-	-	-	-	-	-	-	-	-	-	-	-	
SELECTIVE SERVICE ACT AV. SENT.	-	-	-	-	-	-	-	-	-	-	-	-	-	-	
OTHER SPECIAL OFFENSES AV. SENT.	9	1	1	-	-	-	-	5	4	-	1	-	-	3	

**TABLE 3**  
**UNITED STATES DISTRICT COURTS**  
**TYPE OF SENTENCE FOR CONVICTED CRIMINAL DEFENDANTS**  
**TWELVE MONTH PERIOD ENDED JUNE 30, 1982.**

DISTRICT AND OFFENSE	TOTAL CONVICTED	TYPE OF IMPRISONMENT					TYPE OF PROBATION					SUSPENDED SENTENCE	FINE ONLY		
		TOTAL SENTENCED	ADULT			YOUTH CORRECTIONS ACT	F.J. D.A.	TOTAL	ADULT					F.J. D.A.	NO SUPERVISION
			REGULAR	IN-DETERMINATE	MIXED				IMMEDIATE	DE-LAYED	SPLIT				
NEW YORK EASTERN TOTAL AV. SENT.	903	409	373	8	25	3	-	462	376	-	85	-	1	2	30
HOMICIDE AV. SENT.	-	-	-	-	-	-	-	-	-	-	-	-	-	-	-
ROBBERY AV. SENT.	49	40	38	1	1	-	-	9	9	-	-	-	-	-	-
ASSAULT AV. SENT.	2	2	2	-	-	-	-	-	-	-	-	-	-	-	-
BURGLARY AV. SENT.	2	2	1	-	1	-	-	-	-	-	-	-	-	-	-
LARCENY AND THEFT AV. SENT.	82	31	27	1	3	-	-	51	44	-	7	-	-	-	-
EMBEZZLEMENT AV. SENT.	105	25	24	-	1	-	-	79	70	-	9	-	-	1	-
FRAUD AV. SENT.	152	25	21	-	4	-	-	114	89	-	25	-	-	-	13
AUTO THEFT AV. SENT.	1	1	1	-	-	-	-	-	-	-	-	-	-	-	-
FORGERY, COUNTERFEIT. AV. SENT.	49	12	12	-	-	-	-	37	28	-	9	-	-	-	-
SEX OFFENSES AV. SENT.	1	-	-	-	-	-	-	1	-	-	1	-	-	-	-
MARIHUANA AV. SENT.	34	26	25	-	1	-	-	8	6	-	2	-	-	-	-
NARCOTICS AV. SENT.	234	166	150	5	8	3	-	68	50	-	17	-	1	-	-
HEAPONS AND FIREARMS AV. SENT.	36	17	15	-	2	-	-	18	16	-	2	-	-	-	1
ESCAPE AV. SENT.	2	1	1	-	-	-	-	-	-	-	-	-	-	1	-
OTHER GENERAL OFFENSES AV. SENT.	51	35	31	1	3	-	-	16	9	-	7	-	-	-	-
IMMIGRATION LAWS AV. SENT.	7	3	3	-	-	-	-	4	1	-	3	-	-	-	-
LIQUOR, INTERNAL REV. AV. SENT.	-	-	-	-	-	-	-	-	-	-	-	-	-	-	-
SELECTIVE SERVICE ACT AV. SENT.	-	-	-	-	-	-	-	-	-	-	-	-	-	-	-
OTHER SPECIAL OFFENSES AV. SENT.	86	23	22	-	1	-	-	57	54	-	3	-	-	-	16

**TABLE 3**  
**UNITED STATES DISTRICT COURTS**  
**TYPE OF SENTENCE FOR CONVICTED CRIMINAL DEFENDANTS**  
**TWELVE MONTH PERIOD ENDED JUNE 30, 1982**

DISTRICT AND OFFENSE	TOTAL CONVICTED	TYPE OF IMPRISONMENT					TYPE OF PROBATION					SUSPENDED SENTENCE	FINE ONLY		
		TOTAL SENTENCED	ADULT			YOUTH CORRECTIONS ACT	F.J. D.A.	TOTAL	ADULT					F.J. D.A.	NO SUPERVISION
			REGULAR	IN-DETERMINATE	MIXED				IMMEDIATE	DE-LAYED	SPLIT				
NEW YORK SOUTHERN TOTAL AV. SENT.	1,063	369	273	4	82	10	-	655	515	-	133	-	7	14	25
HOMICIDE AV. SENT.	-	-	-	-	-	-	-	-	-	-	-	-	-	-	-
ROBBERY AV. SENT.	98	76	56	-	14	6	-	22	16	-	6	-	-	-	-
ASSAULT AV. SENT.	7	3	2	-	-	1	-	4	3	-	1	-	-	-	-
BURGLARY AV. SENT.	1	1	1	-	-	-	-	-	-	-	-	-	-	-	-
LARCENY AND THEFT AV. SENT.	101	28	19	-	9	-	-	71	61	-	9	-	1	1	1
EMBEZZLEMENT AV. SENT.	137	12	4	1	7	-	-	122	98	-	23	-	1	2	1
FRAUD AV. SENT.	209	58	34	-	24	-	-	139	101	-	38	-	-	2	10
AUTO THEFT AV. SENT.	7	5	5	-	-	-	-	2	1	-	1	-	-	-	-
FORGERY, COUNTERFEIT. AV. SENT.	66	19	13	-	6	-	-	44	34	-	10	-	-	2	1
SEX OFFENSES AV. SENT.	1	1	1	-	-	-	-	-	-	-	-	-	-	-	-
MARIHUANA AV. SENT.	18	5	3	2	-	-	-	13	11	-	2	-	-	-	-
NARCOTICS AV. SENT.	188	114	103	1	7	3	-	73	54	-	19	-	-	1	-
HEAPONS AND FIREARMS AV. SENT.	25	12	4	-	8	-	-	13	7	-	6	-	-	-	-
ESCAPE AV. SENT.	14	8	7	-	1	-	-	6	3	-	3	-	-	-	-
OTHER GENERAL OFFENSES AV. SENT.	50	14	10	-	4	-	-	35	27	-	8	-	-	-	1
IMMIGRATION LAWS AV. SENT.	23	10	9	-	1	-	-	11	6	-	4	-	1	2	-
LIQUOR, INTERNAL REV. AV. SENT.	-	-	-	-	-	-	-	-	-	-	-	-	-	-	-
SELECTIVE SERVICE ACT AV. SENT.	-	-	-	-	-	-	-	-	-	-	-	-	-	-	-
OTHER SPECIAL OFFENSES AV. SENT.	118	3	2	-	1	-	-	100	93	-	3	-	4	4	11

**TABLE 3  
UNITED STATES DISTRICT COURTS  
TYPE OF SENTENCE FOR CONVICTED CRIMINAL DEFENDANTS  
TWELVE MONTH PERIOD ENDED JUNE 30, 1982**

DISTRICT AND OFFENSE	TOTAL CON-VICTED	TYPE OF IMPRISONMENT					TYPE OF PROBATION					SUS-PENDED SENTENCE	FINE ONLY		
		TOTAL SENTENCED	ADULT			YOUTH COR-RECTIONS ACT	F.J. D.A.	TOTAL	ADULT					F.J. D.A.	NO SUPER-VISION
			REGULAR	IN-DETER-MINATE	MIXED				IMME-DIATE	DE-LAYED	SPLIT				
NEW YORK WESTERN TOTAL	167	46	45	-	-	1	-	118	107	-	9	-	2	1	2
AV. SENT.		66	66	-	-	48	-	25	27	-	4	-	3		
HOMICIDE AV. SENT.	-	-	-	-	-	-	-	-	-	-	-	-	-	-	-
ROBBERY AV. SENT.	16	13	12	-	-	1	-	3	2	-	1	-	-	-	-
AV. SENT.		117	123	-	-	48	-	30	42	-	6	-	-	-	-
ASSAULT AV. SENT.	-	-	-	-	-	-	-	-	-	-	-	-	-	-	-
BURGLARY AV. SENT.	-	-	-	-	-	-	-	-	-	-	-	-	-	-	-
LARCENY AND THEFT AV. SENT.	13	4	4	-	-	-	-	9	9	-	-	-	-	-	-
AV. SENT.		84	84	-	-	-	-	23	23	-	-	-	-	-	-
EMBEZZLEMENT AV. SENT.	27	4	4	-	-	-	-	23	20	-	2	-	1	-	-
AV. SENT.		24	24	-	-	-	-	21	24	-	2	-	1	-	-
FRAUD AV. SENT.	48	14	14	-	-	-	-	33	30	-	3	-	-	-	1
AV. SENT.		32	32	-	-	-	-	27	30	-	5	-	-	-	-
AUTO THEFT AV. SENT.	3	-	-	-	-	-	-	3	3	-	-	-	-	-	-
AV. SENT.								40	40	-	-	-	-	-	-
FORGERY, COUNTERFEIT. AV. SENT.	9	3	3	-	-	-	-	6	6	-	-	-	-	-	-
AV. SENT.		36	36	-	-	-	-	32	32	-	-	-	-	-	-
SEX OFFENSES AV. SENT.	-	-	-	-	-	-	-	-	-	-	-	-	-	-	-
MARIHUANA AV. SENT.	6	2	2	-	-	-	-	4	3	-	1	-	-	-	-
AV. SENT.		26	36	-	-	-	-	13	16	-	4	-	-	-	-
NARCOTICS AV. SENT.	17	4	4	-	-	-	-	13	12	-	1	-	-	-	-
AV. SENT.		94	94	-	-	-	-	28	30	-	6	-	-	-	-
WEAPONS AND FIREARMS AV. SENT.	1	-	-	-	-	-	-	1	1	-	-	-	-	-	-
AV. SENT.								36	36	-	-	-	-	-	-
ESCAPE AV. SENT.	1	1	1	-	-	-	-	-	-	-	-	-	-	-	-
AV. SENT.		12	12	-	-	-	-	-	-	-	-	-	-	-	-
OTHER GENERAL OFFENSES AV. SENT.	2	-	-	-	-	-	-	2	2	-	-	-	-	-	-
AV. SENT.								30	30	-	-	-	-	-	-
IMMIGRATION LAWS AV. SENT.	6	-	-	-	-	-	-	5	5	-	-	-	1	-	-
AV. SENT.								45	45	-	-	-	-	-	-
LIQUOR, INTERNAL REV. AV. SENT.	-	-	-	-	-	-	-	-	-	-	-	-	-	-	-
AV. SENT.															
SELECTIVE SERVICE ACT AV. SENT.	-	-	-	-	-	-	-	-	-	-	-	-	-	-	-
AV. SENT.															
OTHER SPECIAL OFFENSES AV. SENT.	18	1	1	-	-	-	-	15	14	-	1	-	1	-	1
AV. SENT.		60	60	-	-	-	-	15	17	-	6	-	6	-	

**TABLE 3  
UNITED STATES DISTRICT COURTS  
TYPE OF SENTENCE FOR CONVICTED CRIMINAL DEFENDANTS  
TWELVE MONTH PERIOD ENDED JUNE 30, 1982**

DISTRICT AND OFFENSE	TOTAL CON-VICTED	TYPE OF IMPRISONMENT					TYPE OF PROBATION					SUS-PENDED SENTENCE	FINE ONLY		
		TOTAL SENTENCED	ADULT			YOUTH COR-RECTIONS ACT	F.J. D.A.	TOTAL	ADULT					F.J. D.A.	NO SUPER-VISION
			REGULAR	IN-DETER-MINATE	MIXED				IMME-DIATE	DE-LAYED	SPLIT				
VERMONT TOTAL	77	32	26	-	4	2	-	32	19	-	10	-	3	5	8
AV. SENT.		64	71	-	33	48	-	22	31	-	3	-	28		
HOMICIDE AV. SENT.	-	-	-	-	-	-	-	-	-	-	-	-	-	-	-
ROBBERY AV. SENT.	2	2	2	-	-	-	-	-	-	-	-	-	-	-	-
AV. SENT.		180	180	-	-	-	-	-	-	-	-	-	-	-	-
ASSAULT AV. SENT.	-	-	-	-	-	-	-	-	-	-	-	-	-	-	-
BURGLARY AV. SENT.	-	-	-	-	-	-	-	-	-	-	-	-	-	-	-
LARCENY AND THEFT AV. SENT.	3	2	-	-	1	1	-	1	1	-	-	-	-	-	-
AV. SENT.		42	-	-	36	48	-	36	36	-	-	-	-	-	-
EMBEZZLEMENT AV. SENT.	1	-	-	-	-	-	-	1	1	-	-	-	-	-	-
AV. SENT.								36	36	-	-	-	-	-	-
FRAUD AV. SENT.	6	1	1	-	-	-	-	4	2	-	2	-	-	-	1
AV. SENT.		6	6	-	-	-	-	24	42	-	6	-	-	-	-
AUTO THEFT AV. SENT.	-	-	-	-	-	-	-	-	-	-	-	-	-	-	-
FORGERY, COUNTERFEIT. AV. SENT.	8	4	4	-	-	-	-	4	4	-	-	-	-	-	-
AV. SENT.		33	33	-	-	-	-	36	36	-	-	-	-	-	-
SEX OFFENSES AV. SENT.	-	-	-	-	-	-	-	-	-	-	-	-	-	-	-
MARIHUANA AV. SENT.	8	5	5	-	-	-	-	3	3	-	-	-	-	-	-
AV. SENT.		33	33	-	-	-	-	20	20	-	-	-	-	-	-
NARCOTICS AV. SENT.	14	8	6	-	1	1	-	6	2	-	4	-	-	-	-
AV. SENT.		55	62	-	24	48	-	17	48	-	2	-	-	-	-
WEAPONS AND FIREARMS AV. SENT.	5	3	2	-	1	-	-	2	-	-	2	-	-	-	-
AV. SENT.		52	72	-	12	-	-	3	-	-	3	-	-	-	-
ESCAPE AV. SENT.	2	2	2	-	-	-	-	-	-	-	-	-	-	-	-
AV. SENT.		60	60	-	-	-	-	-	-	-	-	-	-	-	-
OTHER GENERAL OFFENSES AV. SENT.	1	1	1	-	-	-	-	-	-	-	-	-	-	-	-
AV. SENT.		540	540	-	-	-	-	-	-	-	-	-	-	-	-
IMMIGRATION LAWS AV. SENT.	23	4	3	-	1	-	-	8	4	-	1	-	3	5	6
AV. SENT.		16	2	-	60	-	-	22	24	-	3	-	28		
LIQUOR, INTERNAL REV. AV. SENT.	-	-	-	-	-	-	-	-	-	-	-	-	-	-	-
AV. SENT.															
SELECTIVE SERVICE ACT AV. SENT.	-	-	-	-	-	-	-	-	-	-	-	-	-	-	-
AV. SENT.															
OTHER SPECIAL OFFENSES AV. SENT.	4	-	-	-	-	-	-	3	2	-	1	-	-	-	1
AV. SENT.								17	24	-	3	-	-	-	



TABLE 3  
UNITED STATES DISTRICT COURTS  
TYPE OF SENTENCE FOR CONVICTED CRIMINAL DEFENDANTS  
TWELVE MONTH PERIOD ENDED JUNE 30, 1982

DISTRICT AND OFFENSE	TOTAL CON-VICTED	TYPE OF IMPRISONMENT					TYPE OF PROBATION					SUS-PENDED SENTENCE	FINE ONLY		
		TOTAL SENTENCED	ADULT			YOUTH COR-RECTIONS ACT	F.J. D.A.	TOTAL	ADULT					F.J. D.A.	NO SUPER-VISION
			REGULAR	IN-DETER-MINATE	MIXED				IMME-DIATE	DE-LAYED	SPLIT				
DELAWARE															
TOTAL	41	19	15	2	2	-	20	11	-	9	-	-	1	1	
AV. SENT.		90	94	90	54	-	21	34	-	4	-	-			
HOMICIDE AV. SENT.	-	-	-	-	-	-	-	-	-	-	-	-	-	-	
ROBBERY AV. SENT.	2	2	1	1	-	-	-	-	-	-	-	-	-	-	
ASSAULT AV. SENT.	-	-	-	-	-	-	-	-	-	-	-	-	-	-	
BURGLARY AV. SENT.	-	-	-	-	-	-	-	-	-	-	-	-	-	-	
LARCENY AND THEFT AV. SENT.	1	-	-	-	-	-	1	1	-	-	-	-	-	-	
EMBEZZLEMENT AV. SENT.	2	-	-	-	-	-	2	1	-	1	-	-	-	-	
FRAUD AV. SENT.	12	3	4	1	-	-	6	2	-	4	-	-	1	-	
AUTO THEFT AV. SENT.	2	2	1	-	1	-	-	-	-	-	-	-	-	-	
FORGERY, COUNTERFEIT. AV. SENT.	2	1	1	-	-	-	1	-	-	1	-	-	-	-	
SEX OFFENSES AV. SENT.	-	-	-	-	-	-	-	-	-	-	-	-	-	-	
MARIHUANA AV. SENT.	-	-	-	-	-	-	-	-	-	-	-	-	-	-	
NARCOTICS AV. SENT.	4	2	2	-	-	-	2	1	-	1	-	-	-	-	
WEAPONS AND FIREARMS AV. SENT.	5	2	1	-	1	-	3	2	-	1	-	-	-	-	
ESCAPE AV. SENT.	-	-	-	-	-	-	-	-	-	-	-	-	-	-	
OTHER GENERAL OFFENSES AV. SENT.	5	4	4	-	-	-	1	1	-	-	-	-	-	-	
IMMIGRATION LAWS AV. SENT.	-	-	-	-	-	-	-	-	-	-	-	-	-	-	
LIQUOR, INTERNAL REV. AV. SENT.	-	-	-	-	-	-	-	-	-	-	-	-	-	-	
SELECTIVE SERVICE ACT AV. SENT.	-	-	-	-	-	-	-	-	-	-	-	-	-	-	
OTHER SPECIAL OFFENSES AV. SENT.	6	1	1	-	-	-	4	3	-	1	-	-	-	1	
		6	6	-	-	-	10	12	-	5	-	-	-		

TABLE 3  
UNITED STATES DISTRICT COURTS  
TYPE OF SENTENCE FOR CONVICTED CRIMINAL DEFENDANTS  
TWELVE MONTH PERIOD ENDED JUNE 30, 1982

DISTRICT AND OFFENSE	TOTAL CON-VICTED	TYPE OF IMPRISONMENT					TYPE OF PROBATION					SUS-PENDED SENTENCE	FINE ONLY		
		TOTAL SENTENCED	ADULT			YOUTH COR-RECTIONS ACT	F.J. D.A.	TOTAL	ADULT					F.J. D.A.	NO SUPER-VISION
			REGULAR	IN-DETER-MINATE	MIXED				IMME-DIATE	DE-LAYED	SPLIT				
NEW JERSEY															
TOTAL	627	230	198	2	23	7	357	273	-	74	-	10	2	38	
AV. SENT.		67	69	31	37	111	29	36	-	4	-	31			
HOMICIDE AV. SENT.	-	-	-	-	-	-	-	-	-	-	-	-	-	-	
ROBBERY AV. SENT.	29	29	28	-	1	-	-	-	-	-	-	-	-	-	
ASSAULT AV. SENT.	-	-	-	-	-	-	-	-	-	-	-	-	-	-	
BURGLARY AV. SENT.	-	-	-	-	-	-	-	-	-	-	-	-	-	-	
LARCENY AND THEFT AV. SENT.	58	17	17	-	-	-	39	28	-	10	-	1	-	2	
EMBEZZLEMENT AV. SENT.	41	1	1	-	-	-	37	34	-	3	-	-	-	3	
FRAUD AV. SENT.	243	63	54	-	9	-	171	134	-	33	-	4	1	8	
AUTO THEFT AV. SENT.	4	4	3	-	1	-	25	30	-	4	-	30	-	-	
FORGERY, COUNTERFEIT. AV. SENT.	47	17	13	1	3	-	30	23	-	5	-	2	-	-	
SEX OFFENSES AV. SENT.	-	-	-	-	-	-	36	43	-	5	-	36	-	-	
MARIHUANA AV. SENT.	14	6	5	-	1	-	8	3	-	5	-	-	-	-	
NARCOTICS AV. SENT.	46	32	28	1	2	1	14	9	-	5	-	-	-	-	
WEAPONS AND FIREARMS AV. SENT.	27	21	18	-	3	-	6	6	-	-	-	-	-	-	
ESCAPE AV. SENT.	1	1	1	-	-	-	-	-	-	-	-	-	-	-	
OTHER GENERAL OFFENSES AV. SENT.	53	30	21	-	7	2	18	13	-	4	-	1	-	5	
IMMIGRATION LAWS AV. SENT.	4	-	-	-	-	-	2	1	-	1	-	-	1	1	
LIQUOR, INTERNAL REV. AV. SENT.	-	-	-	-	-	-	15	24	-	6	-	-	-	-	
SELECTIVE SERVICE ACT AV. SENT.	-	-	-	-	-	-	-	-	-	-	-	-	-	-	
OTHER SPECIAL OFFENSES AV. SENT.	60	9	9	-	-	-	32	22	-	8	-	2	-	12	
		25	25	-	-	-	24	30	-	8	-	42	-		

**TABLE 3  
UNITED STATES DISTRICT COURTS  
TYPE OF SENTENCE FOR CONVICTED CRIMINAL DEFENDANTS  
TWELVE MONTH PERIOD ENDED JUNE 30, 1982**

DISTRICT AND OFFENSE	TOTAL CONVICTED	TYPE OF IMPRISONMENT					TYPE OF PROBATION					SUS-PENDED SENTENCE	FINE ONLY		
		TOTAL SENTENCED	ADULT			YOUTH CORRECTIONS ACT	F.J. D.A.	TOTAL	ADULT					F.J. D.A.	NO SUPERVISION
			REGULAR	IN-DETERMINATE	MIXED				IMMEDIATE	DE-LAYED	SPLIT				
PENNSYLVANIA EASTERN TOTAL AV. SENT.	508	227	112	13	94	8	-	263	208	-	52	-	3	1	17
HOMICIDE AV. SENT.	-	-	-	-	-	-	-	-	-	-	-	-	-	-	-
ROBBERY AV. SENT.	26	23	5	5	10	3	-	3	3	-	-	-	-	-	-
ASSAULT AV. SENT.	7	6	2	-	4	-	-	-	-	-	-	-	-	-	1
BURGLARY AV. SENT.	3	2	-	1	-	1	-	1	1	-	-	-	-	-	-
LARCENY AND THEFT AV. SENT.	37	13	5	2	6	-	-	23	16	-	7	-	-	-	1
EMBEZZLEMENT AV. SENT.	24	2	-	-	2	-	-	22	19	-	3	-	-	-	-
FRAUD AV. SENT.	132	34	13	-	21	-	-	92	76	-	15	-	1	1	5
AUTO THEFT AV. SENT.	2	1	1	-	-	-	-	1	-	-	1	-	-	-	-
FORGERY, COUNTERFEIT. AV. SENT.	37	17	9	-	8	-	-	20	14	-	6	-	-	-	-
SEX OFFENSES AV. SENT.	1	1	-	-	1	-	-	-	-	-	-	-	-	-	-
MARIHUANA AV. SENT.	15	5	2	-	3	-	-	10	10	-	-	-	-	-	-
NARCOTICS AV. SENT.	124	82	53	3	22	4	-	42	34	-	8	-	-	-	-
WEAPONS AND FIREARMS AV. SENT.	36	18	14	-	4	-	-	18	12	-	6	-	-	-	-
ESCAPE AV. SENT.	3	2	2	-	-	-	-	1	1	-	-	-	-	-	-
OTHER GENERAL OFFENSES AV. SENT.	39	18	4	1	13	-	-	18	15	-	4	-	2	-	3
IMMIGRATION LAWS AV. SENT.	1	-	-	-	-	-	-	1	1	-	-	-	-	-	-
LIQUOR, INTERNAL REV. AV. SENT.	-	-	-	-	-	-	-	-	-	-	-	-	-	-	-
SELECTIVE SERVICE ACT AV. SENT.	-	-	-	-	-	-	-	-	-	-	-	-	-	-	-
OTHER SPECIAL OFFENSES AV. SENT.	21	3	2	1	-	-	-	11	9	-	2	-	-	-	7

**TABLE 3  
UNITED STATES DISTRICT COURTS  
TYPE OF SENTENCE FOR CONVICTED CRIMINAL DEFENDANTS  
TWELVE MONTH PERIOD ENDED JUNE 30, 1982**

DISTRICT AND OFFENSE	TOTAL CONVICTED	TYPE OF IMPRISONMENT					TYPE OF PROBATION					SUS-PENDED SENTENCE	FINE ONLY		
		TOTAL SENTENCED	ADULT			YOUTH CORRECTIONS ACT	F.J. D.A.	TOTAL	ADULT					F.J. D.A.	NO SUPERVISION
			REGULAR	IN-DETERMINATE	MIXED				IMMEDIATE	DE-LAYED	SPLIT				
PENNSYLVANIA MIDDLE TOTAL AV. SENT.	227	96	89	1	3	3	-	121	88	-	32	1	-	-	10
HOMICIDE AV. SENT.	1	1	1	-	-	-	-	-	-	-	-	-	-	-	-
ROBBERY AV. SENT.	6	5	3	1	-	1	-	1	1	-	-	-	-	-	-
ASSAULT AV. SENT.	4	2	2	-	-	-	-	2	-	-	1	1	-	-	-
BURGLARY AV. SENT.	-	-	-	-	-	-	-	-	-	-	-	-	-	-	-
LARCENY AND THEFT AV. SENT.	29	18	17	-	1	-	-	7	6	-	1	-	-	-	4
EMBEZZLEMENT AV. SENT.	13	2	2	-	-	-	-	11	7	-	4	-	-	-	-
FRAUD AV. SENT.	85	22	21	-	1	-	-	62	50	-	12	-	-	-	1
AUTO THEFT AV. SENT.	3	1	-	-	1	-	-	2	-	-	2	-	-	-	-
FORGERY, COUNTERFEIT. AV. SENT.	33	18	18	-	-	-	-	15	12	-	3	-	-	-	-
SEX OFFENSES AV. SENT.	-	-	-	-	-	-	-	-	-	-	-	-	-	-	-
MARIHUANA AV. SENT.	2	1	1	-	-	-	-	1	-	-	1	-	-	-	-
NARCOTICS AV. SENT.	9	5	5	-	-	-	-	4	1	-	3	-	-	-	-
WEAPONS AND FIREARMS AV. SENT.	4	3	3	-	-	-	-	1	1	-	-	-	-	-	-
ESCAPE AV. SENT.	8	8	8	-	-	-	-	-	-	-	-	-	-	-	-
OTHER GENERAL OFFENSES AV. SENT.	17	6	4	-	-	2	-	9	6	-	3	-	-	-	2
IMMIGRATION LAWS AV. SENT.	1	-	-	-	-	-	-	-	-	-	-	-	-	-	1
LIQUOR, INTERNAL REV. AV. SENT.	-	-	-	-	-	-	-	-	-	-	-	-	-	-	-
SELECTIVE SERVICE ACT AV. SENT.	-	-	-	-	-	-	-	-	-	-	-	-	-	-	-
OTHER SPECIAL OFFENSES AV. SENT.	12	4	4	-	-	-	-	6	4	-	2	-	-	-	2

**TABLE 3**  
**UNITED STATES DISTRICT COURTS**  
**TYPE OF SENTENCE FOR CONVICTED CRIMINAL DEFENDANTS**  
**TWELVE MONTH PERIOD ENDED JUNE 30, 1982**

DISTRICT AND OFFENSE	TOTAL CON-VICTED	TYPE OF IMPRISONMENT					TYPE OF PROBATION					SUS-PENDED SENTENCE	FINE ONLY		
		TOTAL SEN-TENCED	ADULT			YOUTH COR-REC-TIONS ACT	F.J. D.A.	TOTAL	ADULT					F.J. D.A.	NO SUPER-VISION
			REGULAR	IN-DETER-MINATE	MIXED				IMME-DIATE	DE-LAYED	SPLIT				
PENNSYLVANIA WESTERN TOTAL AV. SENT.	208	102 86	88 93	3 60	10 39	1 48	-	101 33	78 42	-	23 3	-	-	-	5
HOMICIDE AV. SENT.	1	1 420	1 420	-	-	-	-	-	-	-	-	-	-	-	-
ROBBERY AV. SENT.	24	23 154	22 159	1 60	-	-	-	1 60	1 60	-	-	-	-	-	-
ASSAULT AV. SENT.	1	-	-	-	-	-	-	1	1	-	-	-	-	-	-
BURGLARY AV. SENT.	-	-	-	-	-	-	-	-	48	-	-	-	-	-	-
LARCENY AND THEFT AV. SENT.	26	16 43	13 42	- -	3 48	-	-	10 30	8 37	-	2 2	-	-	-	-
EMBEZZLEMENT AV. SENT.	10	2 42	1 24	- -	1 60	-	-	8 51	8 51	-	-	-	-	-	-
FRAUD AV. SENT.	46	11 27	8 31	- -	3 16	-	-	30 32	20 46	-	10 3	-	-	-	5
AUTO THEFT AV. SENT.	4	2 36	1 24	- -	-	1 48	-	2 48	2 48	-	-	-	-	-	-
FORGERY, COUNTERFEIT. AV. SENT.	15	6 78	5 88	- -	1 24	-	-	9 39	8 43	-	1 4	-	-	-	-
SEX OFFENSES AV. SENT.	-	-	-	-	-	-	-	-	-	-	-	-	-	-	-
MARIHUANA AV. SENT.	5	4 90	4 90	-	-	-	-	1 36	1 36	-	-	-	-	-	-
NARCOTICS AV. SENT.	31	23 90	22 91	- -	1 60	-	-	8 40	6 52	-	2 6	-	-	-	-
WEAPONS AND FIREARMS AV. SENT.	12	6 48	4 42	2 60	-	-	-	6 22	6 22	-	-	-	-	-	-
ESCAPE AV. SENT.	1	1 6	1 6	-	-	-	-	-	-	-	-	-	-	-	-
OTHER GENERAL OFFENSES AV. SENT.	15	3 94	3 94	-	-	-	-	12 23	6 42	-	6 4	-	-	-	-
IMMIGRATION LAWS AV. SENT.	1	-	-	-	-	-	-	1 36	1 36	-	-	-	-	-	-
LIQUOR, INTERNAL REV. AV. SENT.	-	-	-	-	-	-	-	-	-	-	-	-	-	-	-
SELECTIVE SERVICE ACT AV. SENT.	-	-	-	-	-	-	-	-	-	-	-	-	-	-	-
OTHER SPECIAL OFFENSES AV. SENT.	16	4 51	3 48	- -	1 60	-	-	12 33	10 33	-	2 2	-	-	-	-

**TABLE 3**  
**UNITED STATES DISTRICT COURTS**  
**TYPE OF SENTENCE FOR CONVICTED CRIMINAL DEFENDANTS**  
**TWELVE MONTH PERIOD ENDED JUNE 30, 1982**

DISTRICT AND OFFENSE	TOTAL CON-VICTED	TYPE OF IMPRISONMENT					TYPE OF PROBATION					SUS-PENDED SENTENCE	FINE ONLY		
		TOTAL SEN-TENCED	ADULT			YOUTH COR-REC-TIONS ACT	F.J. D.A.	TOTAL	ADULT					F.J. D.A.	NO SUPER-VISION
			REGULAR	IN-DETER-MINATE	MIXED				IMME-DIATE	DE-LAYED	SPLIT				
VIRGIN ISLANDS TOTAL AV. SENT.	227	93 99	92 100	- -	1 35	-	-	131 10	58 19	-	67 3	-	-	6 6	3 -
HOMICIDE AV. SENT.	14	14 310	14 310	-	-	-	-	-	-	-	-	-	-	-	-
ROBBERY AV. SENT.	17	12 49	12 49	-	-	-	-	5 4	-	-	5 4	-	-	-	-
ASSAULT AV. SENT.	33	16 93	16 93	-	-	-	-	17 10	9 16	-	8 3	-	-	-	-
BURGLARY AV. SENT.	11	2 36	2 36	-	-	-	-	9 14	4 27	-	5 4	-	-	-	-
LARCENY AND THEFT AV. SENT.	52	12 31	12 31	-	-	-	-	40 11	21 19	-	19 3	-	-	-	-
EMBEZZLEMENT AV. SENT.	5	1 12	1 12	-	-	-	-	4 9	1 24	-	3 4	-	-	-	-
FRAUD AV. SENT.	18	5 5	5 5	-	-	-	-	14 6	4 14	-	9 2	-	1 9	-	-
AUTO THEFT AV. SENT.	-	-	-	-	-	-	-	-	-	-	-	-	-	-	-
FORGERY, COUNTERFEIT. AV. SENT.	8	2 24	2 24	-	-	-	-	6 11	3 20	-	3 3	-	-	-	-
SEX OFFENSES AV. SENT.	14	12 144	12 144	-	-	-	-	2 3	-	-	2 3	-	-	-	-
MARIHUANA AV. SENT.	2	-	-	-	-	-	-	2 6	-	-	2 6	-	-	-	-
NARCOTICS AV. SENT.	8	5 50	5 50	-	-	-	-	3 13	1 36	-	2 2	-	-	-	-
WEAPONS AND FIREARMS AV. SENT.	3	1 36	1 36	-	-	-	-	2 30	2 30	-	-	-	-	-	-
ESCAPE AV. SENT.	5	3 29	3 29	-	-	-	-	-	-	-	-	-	-	2	-
OTHER GENERAL OFFENSES AV. SENT.	3	1 108	1 108	-	-	-	-	2 21	2 21	-	-	-	-	-	-
IMMIGRATION LAWS AV. SENT.	33	7 14	6 10	- -	1 35	-	-	25 3	11 14	-	9 2	-	5 5	1	-
LIQUOR, INTERNAL REV. AV. SENT.	-	-	-	-	-	-	-	-	-	-	-	-	-	-	-
SELECTIVE SERVICE ACT AV. SENT.	-	-	-	-	-	-	-	-	-	-	-	-	-	-	-
OTHER SPECIAL OFFENSES AV. SENT.	-	-	-	-	-	-	-	-	-	-	-	-	-	-	-

**TABLE 3  
UNITED STATES DISTRICT COURTS  
TYPE OF SENTENCE FOR CONVICTED CRIMINAL DEFENDANTS  
TWELVE MONTH PERIOD ENDED JUNE 30, 1982**

DISTRICT AND OFFENSE	TOTAL CON-VICTED	TYPE OF IMPRISONMENT						TYPE OF PROBATION					SUS-PENDED SENTENCE	FINE ONLY	
		TOTAL SENTENCED	ADULT			YOUTH COR-REC-TIONS ACT	F.J. D.A.	TOTAL	ADULT			F.J. D.A.			NO SUPER-VISION
			REGULAR	IN-DETER-MINATE	MIXED				IMME-DIATE	DE-LAYED	SPLIT				
MARYLAND															
TOTAL	1,072	288	215	51	5	17	-	665	552	-	109	-	4	15	104
AV. SENT.		95	97	93	28	98	-	19	22	-	3	-	21		
HOMICIDE	2	1	-	1	-	-	-	1	-	-	1	-	-	-	-
AV. SENT.		36	-	36	-	-	-	6	-	-	6	-	-	-	-
ROBBERY	84	82	57	15	-	10	-	2	1	-	1	-	-	-	-
AV. SENT.		200	220	168	-	134	-	21	36	-	6	-	-	-	-
ASSAULT	12	3	3	-	-	-	-	9	7	-	2	-	-	-	-
AV. SENT.		24	24	-	-	-	-	29	36	-	4	-	-	-	-
BURGLARY	-	-	-	-	-	-	-	-	-	-	-	-	-	-	-
AV. SENT.		-	-	-	-	-	-	-	-	-	-	-	-	-	-
LARCENY AND THEFT	114	35	25	6	1	3	-	73	58	-	15	-	-	4	2
AV. SENT.		42	40	56	12	48	-	22	27	-	4	-	-		
EMBEZZLEMENT	45	10	7	3	-	-	-	35	25	-	10	-	-	-	-
AV. SENT.		39	48	18	-	-	-	28	38	-	3	-	-	-	-
FRAUD	94	15	11	3	1	-	-	76	45	-	31	-	-	-	3
AV. SENT.		26	26	24	36	-	-	24	40	-	2	-	-		
AUTO THEFT	5	1	-	1	-	-	-	4	3	-	1	-	-	-	-
AV. SENT.		24	-	24	-	-	-	27	34	-	6	-	-	-	-
FORGERY, COUNTERFEIT.	33	19	14	2	2	1	-	14	7	-	7	-	-	-	-
AV. SENT.		43	47	39	24	48	-	21	37	-	4	-	-	-	-
SEX OFFENSES	2	1	1	-	-	-	-	1	1	-	-	-	-	-	-
AV. SENT.		180	180	-	-	-	-	24	24	-	-	-	-	-	-
MARIHUANA	208	17	15	2	-	-	-	185	179	-	5	-	1	3	3
AV. SENT.		69	57	162	-	-	-	13	14	-	4	-	12		
NARCOTICS	113	61	48	11	-	2	-	51	36	-	15	-	-	-	1
AV. SENT.		75	78	67	-	48	-	25	34	-	4	-	-		
WEAPONS AND FIREARMS	27	15	9	5	-	1	-	12	9	-	3	-	-	-	-
AV. SENT.		43	23	79	-	48	-	33	44	-	3	-	-	-	-
ESCAPE	9	6	6	-	-	-	-	-	-	-	-	-	-	1	2
AV. SENT.		12	12	-	-	-	-	-	-	-	-	-	-		
OTHER GENERAL OFFENSES	287	12	11	1	-	-	-	178	160	-	16	-	2	7	90
AV. SENT.		44	41	84	-	-	-	16	17	-	2	-	6		
IMMIGRATION LAWS	1	-	-	-	-	-	-	1	1	-	-	-	-	-	-
AV. SENT.		-	-	-	-	-	-	60	60	-	-	-	-	-	-
LIQUOR, INTERNAL REV.	-	-	-	-	-	-	-	-	-	-	-	-	-	-	-
AV. SENT.		-	-	-	-	-	-	-	-	-	-	-	-	-	-
SELECTIVE SERVICE ACT	-	-	-	-	-	-	-	-	-	-	-	-	-	-	-
AV. SENT.		-	-	-	-	-	-	-	-	-	-	-	-	-	-
OTHER SPECIAL OFFENSES	36	10	8	1	1	-	-	23	20	-	2	-	1	-	3
AV. SENT.		55	49	108	48	-	-	24	25	-	4	-	60		

**TABLE 3  
UNITED STATES DISTRICT COURTS  
TYPE OF SENTENCE FOR CONVICTED CRIMINAL DEFENDANTS  
TWELVE MONTH PERIOD ENDED JUNE 30, 1982**

DISTRICT AND OFFENSE	TOTAL CON-VICTED	TYPE OF IMPRISONMENT						TYPE OF PROBATION					SUS-PENDED SENTENCE	FINE ONLY	
		TOTAL SENTENCED	ADULT			YOUTH COR-REC-TIONS ACT	F.J. D.A.	TOTAL	ADULT			F.J. D.A.			NO SUPER-VISION
			REGULAR	IN-DETER-MINATE	MIXED				IMME-DIATE	DE-LAYED	SPLIT				
NORTH CAROLINA EASTERN															
TOTAL	329	118	84	8	10	16	-	140	104	-	30	-	6	15	56
AV. SENT.		74	79	69	44	64	-	28	35	-	4	-	30		
HOMICIDE	1	1	-	1	-	-	-	-	-	-	-	-	-	-	-
AV. SENT.		72	-	72	-	-	-	-	-	-	-	-	-	-	-
ROBBERY	21	18	13	1	-	4	-	3	3	-	-	-	-	-	-
AV. SENT.		166	177	240	-	114	-	52	52	-	-	-	-	-	-
ASSAULT	4	2	2	-	-	-	-	1	-	-	1	-	-	-	1
AV. SENT.		84	84	-	-	-	-	1	-	-	1	-	-		
BURGLARY	5	5	3	1	-	1	-	-	-	-	-	-	-	-	-
AV. SENT.		57	60	60	-	48	-	-	-	-	-	-	-	-	-
LARCENY AND THEFT	30	9	5	-	1	3	-	17	16	-	1	-	-	2	2
AV. SENT.		46	48	-	36	48	-	34	36	-	6	-	-		
EMBEZZLEMENT	19	5	1	-	3	1	-	14	10	-	4	-	-	-	-
AV. SENT.		30	9	-	32	48	-	35	46	-	5	-	-	-	-
FRAUD	54	22	16	-	5	1	-	30	20	-	9	-	1	-	2
AV. SENT.		38	33	-	50	48	-	36	49	-	4	-	60		
AUTO THEFT	-	-	-	-	-	-	-	-	-	-	-	-	-	-	-
AV. SENT.		-	-	-	-	-	-	-	-	-	-	-	-	-	-
FORGERY, COUNTERFEIT.	12	5	2	1	-	2	-	7	6	-	1	-	-	-	-
AV. SENT.		43	42	36	-	48	-	52	60	-	6	-	-	-	-
SEX OFFENSES	-	-	-	-	-	-	-	-	-	-	-	-	-	-	-
AV. SENT.		-	-	-	-	-	-	-	-	-	-	-	-	-	-
MARIHUANA	34	11	6	4	-	1	-	18	17	-	-	-	1	1	4
AV. SENT.		68	93	36	-	48	-	17	17	-	-	-	12		
NARCOTICS	12	8	8	-	-	-	-	4	3	-	1	-	-	-	-
AV. SENT.		123	123	-	-	-	-	33	42	-	6	-	-	-	-
WEAPONS AND FIREARMS	11	5	4	-	1	-	-	6	3	-	3	-	-	-	-
AV. SENT.		37	31	-	50	-	-	29	52	-	6	-	-	-	-
ESCAPE	2	2	1	-	-	1	-	-	-	-	-	-	-	-	-
AV. SENT.		42	36	-	-	48	-	-	-	-	-	-	-	-	-
OTHER GENERAL OFFENSES	80	10	9	-	-	1	-	23	22	-	1	-	-	12	35
AV. SENT.		48	48	-	-	48	-	18	18	-	6	-	-		
IMMIGRATION LAWS	-	-	-	-	-	-	-	-	-	-	-	-	-	-	-
AV. SENT.		-	-	-	-	-	-	-	-	-	-	-	-	-	-
LIQUOR, INTERNAL REV.	-	-	-	-	-	-	-	-	-	-	-	-	-	-	-
AV. SENT.		-	-	-	-	-	-	-	-	-	-	-	-	-	-
SELECTIVE SERVICE ACT	-	-	-	-	-	-	-	-	-	-	-	-	-	-	-
AV. SENT.		-	-	-	-	-	-	-	-	-	-	-	-	-	-
OTHER SPECIAL OFFENSES	44	15	14	-	-	1	-	17	4	-	9	-	4	-	12
AV. SENT.		73	74	-	-	48	-	16	33	-	4	-	27		



**TABLE 3  
UNITED STATES DISTRICT COURTS  
TYPE OF SENTENCE FOR CONVICTED CRIMINAL DEFENDANTS  
TWELVE MONTH PERIOD ENDED JUNE 30, 1982.**

DISTRICT AND OFFENSE	TOTAL CON-VICTED	TYPE OF IMPRISONMENT					TYPE OF PROBATION					SUS-PENDED SENTENCE	FINE ONLY		
		TOTAL SENTENCED	ADULT			YOUTH COR-RECTIONS ACT	F.J. D.A.	TOTAL	ADULT					F.J. D.A.	NO SUPER-VISION
			REGULAR	IN-DETER-MINATE	MIXED				IMME-DIATE	DE-LAYED	SPLIT				
NORTH CAROLINA MIDDLE TOTAL AV. SENT.	178	111	99	2	10	-	67	32	-	34	1	-	-	-	
HOMICIDE AV. SENT.	-	-	-	-	-	-	-	-	-	-	-	-	-	-	
ROBBERY AV. SENT.	17	17	17	-	-	-	-	-	-	-	-	-	-	-	
ASSAULT AV. SENT.	-	-	-	-	-	-	-	-	-	-	-	-	-	-	
BURGLARY AV. SENT.	-	-	-	-	-	-	-	-	-	-	-	-	-	-	
LARCENY AND THEFT AV. SENT.	10	7	6	-	1	-	3	2	-	1	-	-	-	-	
EMBEZZLEMENT AV. SENT.	11	6	6	-	-	-	5	1	-	4	-	-	-	-	
FRAUD AV. SENT.	28	10	7	1	2	-	18	10	-	8	-	-	-	-	
AUTO THEFT AV. SENT.	-	-	-	-	-	-	-	-	-	-	-	-	-	-	
FORGERY, COUNTERFEIT. AV. SENT.	13	8	8	-	-	-	5	3	-	2	-	-	-	-	
SEX OFFENSES AV. SENT.	-	-	-	-	-	-	-	-	-	-	-	-	-	-	
MARIHUANA AV. SENT.	15	11	11	-	-	-	4	1	-	2	1	-	-	-	
NARCOTICS AV. SENT.	37	32	31	1	-	-	5	2	-	3	-	-	-	-	
WEAPONS AND FIREARMS AV. SENT.	15	7	5	-	2	-	8	5	-	3	-	-	-	-	
ESCAPE AV. SENT.	-	-	-	-	-	-	-	-	-	-	-	-	-	-	
OTHER GENERAL OFFENSES AV. SENT.	11	5	1	-	4	-	6	1	-	5	-	-	-	-	
IMMIGRATION LAWS AV. SENT.	-	-	-	-	-	-	-	-	-	-	-	-	-	-	
LIQUOR, INTERNAL REV. AV. SENT.	10	2	2	-	-	-	8	3	-	5	-	-	-	-	
SELECTIVE SERVICE ACT AV. SENT.	-	-	-	-	-	-	-	-	-	-	-	-	-	-	
OTHER SPECIAL OFFENSES AV. SENT.	11	6	5	-	1	-	5	4	-	1	-	-	-	-	
		93	98	-	65	-	31	39	-	2	-	-	-	-	

**TABLE 3  
UNITED STATES DISTRICT COURTS  
TYPE OF SENTENCE FOR CONVICTED CRIMINAL DEFENDANTS  
TWELVE MONTH PERIOD ENDED JUNE 30, 1982.**

DISTRICT AND OFFENSE	TOTAL CON-VICTED	TYPE OF IMPRISONMENT					TYPE OF PROBATION					SUS-PENDED SENTENCE	FINE ONLY		
		TOTAL SENTENCED	ADULT			YOUTH COR-RECTIONS ACT	F.J. D.A.	TOTAL	ADULT					F.J. D.A.	NO SUPER-VISION
			REGULAR	IN-DETER-MINATE	MIXED				IMME-DIATE	DE-LAYED	SPLIT				
NORTH CAROLINA WESTERN TOTAL AV. SENT.	228	93	79	6	3	5	128	122	-	3	-	3	-	7	
HOMICIDE AV. SENT.	1	1	1	-	-	-	-	-	-	-	-	-	-	-	
ROBBERY AV. SENT.	17	17	14	2	-	1	166	177	150	-	48	-	-	-	
ASSAULT AV. SENT.	1	1	1	-	-	-	8	8	-	-	-	-	-	-	
BURGLARY AV. SENT.	4	2	2	-	-	-	45	45	-	-	-	2	1	1	
LARCENY AND THEFT AV. SENT.	27	18	16	-	-	2	54	55	-	48	-	9	9	3	
EMBEZZLEMENT AV. SENT.	12	1	-	-	1	-	30	-	30	-	-	11	11	-	
FRAUD AV. SENT.	62	7	6	1	-	-	18	15	36	-	-	52	52	3	
AUTO THEFT AV. SENT.	6	2	1	-	-	1	39	30	-	48	-	4	4	-	
FORGERY, COUNTERFEIT. AV. SENT.	23	11	9	-	2	-	58	58	60	-	-	12	10	2	
SEX OFFENSES AV. SENT.	3	3	-	3	-	-	100	-	100	-	-	-	-	-	
MARIHUANA AV. SENT.	4	1	1	-	-	-	60	60	-	-	-	3	3	-	
NARCOTICS AV. SENT.	9	7	7	-	-	-	99	99	-	-	-	2	2	-	
WEAPONS AND FIREARMS AV. SENT.	23	8	8	-	-	-	16	16	-	-	-	15	15	-	
ESCAPE AV. SENT.	9	8	8	-	-	-	15	16	-	-	-	1	-	1	
OTHER GENERAL OFFENSES AV. SENT.	5	2	1	-	-	1	42	36	-	48	-	3	3	-	
IMMIGRATION LAWS AV. SENT.	1	-	-	-	-	-	-	-	-	-	-	1	-	1	
LIQUOR, INTERNAL REV. AV. SENT.	-	-	-	-	-	-	-	-	-	-	-	24	-	24	
SELECTIVE SERVICE ACT AV. SENT.	-	-	-	-	-	-	-	-	-	-	-	-	-	-	
OTHER SPECIAL OFFENSES AV. SENT.	21	4	4	-	-	-	51	51	-	-	-	13	12	4	
		51	51	-	-	-	31	32	-	-	-	24	-	24	

**TABLE 3**  
**UNITED STATES DISTRICT COURTS**  
**TYPE OF SENTENCE FOR CONVICTED CRIMINAL DEFENDANTS**  
**TWELVE MONTH PERIOD ENDED JUNE 30, 1982.**

DISTRICT AND OFFENSE	TOTAL CON- VICTED	TYPE OF IMPRISONMENT					TYPE OF PROBATION					SUS- PENDED SENTENCE	FINE ONLY		
		TOTAL SEN- TENCED	ADULT			YOUTH COR- RECTIONS ACT	F.J. D.A.	TOTAL	ADULT					F.J. D.A.	NO SUPER- VISION
			REGULAR	IN- DETER- MINATE	MIXED				IMME- DIATE	DE- LAYED	SPLIT				
SOUTH CAROLINA TOTAL AV. SENT.	413	237	175	35	8	18	-	163	129	-	31	-	3	8	5
HOMICIDE AV. SENT.	-	-	-	-	-	-	-	-	-	-	-	-	-	-	-
ROBBERY AV. SENT.	12	12	9	3	-	-	-	-	-	-	-	-	-	-	-
ASSAULT AV. SENT.	5	2	1	1	-	-	-	3	3	-	-	-	-	-	-
BURGLARY AV. SENT.	3	3	2	-	-	1	-	-	-	-	-	-	-	-	-
LARCENY AND THEFT AV. SENT.	38	16	8	-	1	7	-	22	20	-	2	-	-	-	-
EMBEZZLEMENT AV. SENT.	34	6	2	2	1	1	-	28	23	-	5	-	-	-	-
FRAUD AV. SENT.	63	21	12	5	4	-	-	42	29	-	13	-	-	-	-
AUTO THEFT AV. SENT.	11	8	5	-	-	3	-	3	2	-	1	-	-	-	-
FORGERY, COUNTERFEIT. AV. SENT.	47	29	26	1	1	1	-	18	18	-	-	-	-	-	-
SEX OFFENSES AV. SENT.	1	1	-	-	-	1	-	-	-	-	-	-	-	-	-
MARIHUANA AV. SENT.	96	87	70	15	-	1	-	1	1	-	-	-	-	8	-
NARCOTICS AV. SENT.	22	18	15	3	-	-	-	4	3	-	1	-	-	-	-
WEAPONS AND FIREARMS AV. SENT.	35	16	15	-	1	-	-	19	13	-	5	-	1	-	-
ESCAPE AV. SENT.	2	2	2	-	-	-	-	-	-	-	-	-	-	-	-
OTHER GENERAL OFFENSES AV. SENT.	7	4	2	2	-	-	-	3	1	-	1	-	1	-	-
IMMIGRATION LAWS AV. SENT.	-	-	-	-	-	-	-	-	-	-	-	-	-	-	-
LIQUOR, INTERNAL REV. AV. SENT.	-	-	-	-	-	-	-	-	-	-	-	-	-	-	-
SELECTIVE SERVICE ACT AV. SENT.	-	-	-	-	-	-	-	-	-	-	-	-	-	-	-
OTHER SPECIAL OFFENSES AV. SENT.	37	12	6	3	-	3	-	20	16	-	3	-	1	-	5
		35	9	52	-	72	-	29	35	-	3	-	12	-	

**TABLE 3**  
**UNITED STATES DISTRICT COURTS**  
**TYPE OF SENTENCE FOR CONVICTED CRIMINAL DEFENDANTS**  
**TWELVE MONTH PERIOD ENDED JUNE 30, 1982**

DISTRICT AND OFFENSE	TOTAL CON- VICTED	TYPE OF IMPRISONMENT					TYPE OF PROBATION					SUS- PENDED SENTENCE	FINE ONLY		
		TOTAL SEN- TENCED	ADULT			YOUTH COR- RECTIONS ACT	F.J. D.A.	TOTAL	ADULT					F.J. D.A.	NO SUPER- VISION
			REGULAR	IN- DETER- MINATE	MIXED				IMME- DIATE	DE- LAYED	SPLIT				
VIRGINIA EASTERN TOTAL AV. SENT.	1,294	333	270	26	16	23	1	614	285	-	134	-	194	26	321
HOMICIDE AV. SENT.	2	1	-	-	-	1	-	1	-	-	1	-	-	-	-
ROBBERY AV. SENT.	44	40	29	9	-	2	-	4	1	-	3	-	-	-	-
ASSAULT AV. SENT.	27	17	15	-	-	1	-	7	5	-	1	-	1	3	
BURGLARY AV. SENT.	-	-	-	-	-	-	-	-	-	-	-	-	-	-	-
LARCENY AND THEFT AV. SENT.	246	51	42	5	3	-	1	152	62	-	26	-	64	2	41
EMBEZZLEMENT AV. SENT.	45	8	4	1	1	2	-	36	19	-	15	-	2	1	
FRAUD AV. SENT.	129	36	29	3	4	-	-	85	32	-	38	-	15	1	7
AUTO THEFT AV. SENT.	14	4	3	-	1	-	-	7	2	-	3	-	2	3	
FORGERY, COUNTERFEIT. AV. SENT.	36	12	10	-	1	1	-	22	10	-	7	-	5	2	
SEX OFFENSES AV. SENT.	15	6	6	-	-	-	-	4	3	-	-	-	1	4	
MARIHUANA AV. SENT.	179	25	21	3	-	1	-	118	69	-	5	-	44	1	35
NARCOTICS AV. SENT.	76	42	29	3	1	9	-	34	20	-	13	-	1	-	
WEAPONS AND FIREARMS AV. SENT.	43	18	17	1	-	-	-	22	15	-	5	-	2	3	
ESCAPE AV. SENT.	30	28	26	-	2	-	-	-	-	-	-	-	-	1	1
OTHER GENERAL OFFENSES AV. SENT.	277	29	24	1	2	2	-	73	30	-	7	-	36	13	162
IMMIGRATION LAWS AV. SENT.	-	-	-	-	-	-	-	-	-	-	-	-	-	-	-
LIQUOR, INTERNAL REV. AV. SENT.	-	-	-	-	-	-	-	-	-	-	-	-	-	-	-
SELECTIVE SERVICE ACT AV. SENT.	-	-	-	-	-	-	-	-	-	-	-	-	-	-	-
OTHER SPECIAL OFFENSES AV. SENT.	131	16	14	-	1	1	-	49	18	-	10	-	21	7	59
		10	7	-	12	48	-	13	21	-	3	-	10		

**TABLE 3**  
**UNITED STATES DISTRICT COURTS**  
**TYPE OF SENTENCE FOR CONVICTED CRIMINAL DEFENDANTS**  
**TWELVE MONTH PERIOD ENDED JUNE 30, 1982**

DISTRICT AND OFFENSE	TOTAL CON-VICTED	TYPE OF IMPRISONMENT					TYPE OF PROBATION					SUS-PENDED SENTENCE	FINE ONLY		
		TOTAL SENTENCED	ADULT			YOUTH COR-RECTIONS ACT	F.J. D.A.	TOTAL	ADULT					F.J. D.A.	NO SUPER-VISION
			REGULAR	IN-DETER-MINATE	MIXED				IMME-DIATE	DE-LAYED	SPLIT				
VIRGINIA WESTERN TOTAL AV. SENT.	151	35	16	4	8	7	-	110	106	-	3	-	1	1	5
HOMICIDE AV. SENT.	1	-	-	-	-	-	-	1	36	36	-	-	-	-	-
ROBBERY AV. SENT.	8	8	6	1	-	1	-	-	-	-	-	-	-	-	-
ASSAULT AV. SENT.	-	-	-	-	-	-	-	-	-	-	-	-	-	-	-
BURGLARY AV. SENT.	-	-	-	-	-	-	-	-	-	-	-	-	-	-	-
LARCENY AND THEFT AV. SENT.	18	5	2	-	2	1	-	13	13	-	-	-	-	-	-
EMBEZZLEMENT AV. SENT.	12	-	-	-	-	-	-	12	32	32	-	-	-	-	-
FRAUD AV. SENT.	28	4	2	-	2	-	-	24	35	35	-	-	-	-	-
AUTO THEFT AV. SENT.	3	-	-	-	-	-	-	3	36	36	-	-	-	-	-
FORGERY, COUNTERFEIT. AV. SENT.	7	-	-	-	-	-	-	7	36	36	-	-	-	-	-
SEX OFFENSES AV. SENT.	-	-	-	-	-	-	-	-	-	-	-	-	-	-	-
MARIJUANA AV. SENT.	-	-	-	-	-	-	-	-	-	-	-	-	-	-	-
NARCOTICS AV. SENT.	1	-	-	-	-	-	-	1	24	24	-	-	-	-	-
WEAPONS AND FIREARMS AV. SENT.	22	9	3	3	3	-	-	13	36	39	1	-	-	-	-
ESCAPE AV. SENT.	1	-	-	-	-	-	-	1	24	24	-	-	-	-	-
OTHER GENERAL OFFENSES AV. SENT.	12	6	2	-	1	3	-	3	24	24	-	-	-	1	2
IMMIGRATION LAHS AV. SENT.	-	-	-	-	-	-	-	-	-	-	-	-	-	-	-
LIQUOR, INTERNAL REV. AV. SENT.	6	1	-	-	-	1	-	5	45	45	-	-	-	-	-
SELECTIVE SERVICE ACT AV. SENT.	-	-	-	-	-	-	-	-	-	-	-	-	-	-	-
OTHER SPECIAL OFFENSES AV. SENT.	32	2	1	-	-	1	-	27	26	24	2	-	1	-	3

**TABLE 3**  
**UNITED STATES DISTRICT COURTS**  
**TYPE OF SENTENCE FOR CONVICTED CRIMINAL DEFENDANTS**  
**TWELVE MONTH PERIOD ENDED JUNE 30, 1982**

DISTRICT AND OFFENSE	TOTAL CON-VICTED	TYPE OF IMPRISONMENT					TYPE OF PROBATION					SUS-PENDED SENTENCE	FINE ONLY		
		TOTAL SENTENCED	ADULT			YOUTH COR-RECTIONS ACT	F.J. D.A.	TOTAL	ADULT					F.J. D.A.	NO SUPER-VISION
			REGULAR	IN-DETER-MINATE	MIXED				IMME-DIATE	DE-LAYED	SPLIT				
WEST VIRGINIA NORTHERN TOTAL AV. SENT.	44	24	20	1	1	2	-	18	35	35	16	-	2	-	2
HOMICIDE AV. SENT.	-	-	-	-	-	-	-	-	-	-	-	-	-	-	-
ROBBERY AV. SENT.	-	-	-	-	-	-	-	-	-	-	-	-	-	-	-
ASSAULT AV. SENT.	-	-	-	-	-	-	-	-	-	-	-	-	-	-	-
BURGLARY AV. SENT.	-	-	-	-	-	-	-	-	-	-	-	-	-	-	-
LARCENY AND THEFT AV. SENT.	10	8	7	-	-	1	-	2	21	21	1	-	1	-	-
EMBEZZLEMENT AV. SENT.	1	-	-	-	-	-	-	1	36	36	-	-	-	-	-
FRAUD AV. SENT.	8	4	3	-	1	-	-	4	27	32	4	-	4	-	-
AUTO THEFT AV. SENT.	3	1	1	-	-	-	-	2	24	24	2	-	2	-	-
FORGERY, COUNTERFEIT. AV. SENT.	1	1	1	-	-	-	-	1	60	60	-	-	-	-	-
SEX OFFENSES AV. SENT.	-	-	-	-	-	-	-	-	-	-	-	-	-	-	-
MARIJUANA AV. SENT.	7	2	-	1	-	1	-	5	42	36	5	-	5	-	-
NARCOTICS AV. SENT.	-	-	-	-	-	-	-	-	-	-	-	-	-	-	-
WEAPONS AND FIREARMS AV. SENT.	3	1	1	-	-	-	-	2	15	15	2	-	2	-	-
ESCAPE AV. SENT.	8	7	7	-	-	-	-	1	13	13	-	-	1	-	-
OTHER GENERAL OFFENSES AV. SENT.	-	-	-	-	-	-	-	-	-	-	-	-	-	-	-
IMMIGRATION LAHS AV. SENT.	-	-	-	-	-	-	-	-	-	-	-	-	-	-	-
LIQUOR, INTERNAL REV. AV. SENT.	-	-	-	-	-	-	-	-	-	-	-	-	-	-	-
SELECTIVE SERVICE ACT AV. SENT.	-	-	-	-	-	-	-	-	-	-	-	-	-	-	-
OTHER SPECIAL OFFENSES AV. SENT.	3	-	-	-	-	-	-	1	-	-	1	-	-	-	2

**TABLE 3**  
**UNITED STATES DISTRICT COURTS**  
**TYPE OF SENTENCE FOR CONVICTED CRIMINAL DEFENDANTS**  
**TWELVE MONTH PERIOD ENDED JUNE 30, 1982**

DISTRICT AND OFFENSE	TOTAL CON-VICTED	TYPE OF IMPRISONMENT					TYPE OF PROBATION					SUS-PENDED SENTENCE	FINE ONLY		
		TOTAL SENTENCED	ADULT			YOUTH COR-RECTIONS ACT	F.J. D.A.	TOTAL	ADULT					F.J. D.A.	NO SUPER-VISION
			REGULAR	IN-DETER-MINATE	MIXED				IMME-DIATE	DE-LAYED	SPLIT				
WEST VIRGINIA SOUTHERN TOTAL AV. SENT.	117	51 38	37 35	4 69	7 35	3 48	-	66 32	52 38	-	13 5	-	1 60	-	-
HOMICIDE AV. SENT.	-	-	-	-	-	-	-	-	-	-	-	-	-	-	-
ROBBERY AV. SENT.	2	1 48	-	-	-	1 48	-	1 3	-	-	1 3	-	-	-	-
ASSAULT AV. SENT.	1	1 60	1 60	-	-	-	-	-	-	-	-	-	-	-	-
BURGLARY AV. SENT.	-	-	-	-	-	-	-	-	-	-	-	-	-	-	-
LARCENY AND THEFT AV. SENT.	12	7 33	4 40	2 30	1 15	-	-	5 43	5 43	-	-	-	-	-	-
EMBEZZLEMENT AV. SENT.	4	-	-	-	-	-	-	4 40	3 52	-	1 6	-	-	-	-
FRAUD AV. SENT.	23	7 50	2 36	1 120	4 39	-	-	16 41	13 46	-	2 5	-	1 60	-	-
AUTO THEFT AV. SENT.	16	4 57	4 57	-	-	-	-	12 38	8 54	-	4 6	-	-	-	-
FORGERY, COUNTERFEIT. AV. SENT.	3	2 12	2 12	-	-	-	-	1 36	1 36	-	-	-	-	-	-
SEX OFFENSES AV. SENT.	-	-	-	-	-	-	-	-	-	-	-	-	-	-	-
MARIHUANA AV. SENT.	2	-	-	-	-	-	-	2 36	2 36	-	-	-	-	-	-
NARCOTICS AV. SENT.	9	8 63	7 58	1 96	-	-	-	1 12	1 12	-	-	-	-	-	-
WEAPONS AND FIREARMS AV. SENT.	18	12 32	8 27	-	2 36	2 48	-	6 38	4 54	-	2 6	-	-	-	-
ESCAPE AV. SENT.	8	6 11	6 11	-	-	-	-	2 6	-	-	2 6	-	-	-	-
OTHER GENERAL OFFENSES AV. SENT.	2	2 36	2 36	-	-	-	-	-	-	-	-	-	-	-	-
IMMIGRATION LAWS AV. SENT.	-	-	-	-	-	-	-	-	-	-	-	-	-	-	-
LIQUOR, INTERNAL REV. AV. SENT.	-	-	-	-	-	-	-	-	-	-	-	-	-	-	-
SELECTIVE SERVICE ACT AV. SENT.	-	-	-	-	-	-	-	-	-	-	-	-	-	-	-
OTHER SPECIAL OFFENSES AV. SENT.	17	1 1	1 1	-	-	-	-	16 16	15 17	-	1 6	-	-	-	-

**TABLE 3**  
**UNITED STATES DISTRICT COURTS**  
**TYPE OF SENTENCE FOR CONVICTED CRIMINAL DEFENDANTS**  
**TWELVE MONTH PERIOD ENDED JUNE 30, 1982**

DISTRICT AND OFFENSE	TOTAL CON-VICTED	TYPE OF IMPRISONMENT					TYPE OF PROBATION					SUS-PENDED SENTENCE	FINE ONLY		
		TOTAL SENTENCED	ADULT			YOUTH COR-RECTIONS ACT	F.J. D.A.	TOTAL	ADULT					F.J. D.A.	NO SUPER-VISION
			REGULAR	IN-DETER-MINATE	MIXED				IMME-DIATE	DE-LAYED	SPLIT				
LOUISIANA EASTERN TOTAL AV. SENT.	324	191 65	166 67	-	23 57	2 48	-	129 29	91 39	-	33 4	-	5 18	-	4
HOMICIDE AV. SENT.	1	1 540	1 540	-	-	-	-	-	-	-	-	-	-	-	-
ROBBERY AV. SENT.	10	10 160	10 160	-	-	-	-	-	-	-	-	-	-	-	-
ASSAULT AV. SENT.	2	1 18	1 18	-	-	-	-	1 24	1 24	-	-	-	-	-	-
BURGLARY AV. SENT.	1	1 48	1 48	-	-	-	-	-	-	-	-	-	-	-	-
LARCENY AND THEFT AV. SENT.	28	9 28	9 28	-	-	-	-	18 23	12 33	-	6 3	-	-	-	1
EMBEZZLEMENT AV. SENT.	20	5 42	1 72	-	4 37	-	-	15 38	14 41	-	1 6	-	-	-	-
FRAUD AV. SENT.	45	8 41	4 39	-	4 44	-	-	36 32	24 46	-	11 5	-	1 24	-	1
AUTO THEFT AV. SENT.	-	-	-	-	-	-	-	-	-	-	-	-	-	-	-
FORGERY, COUNTERFEIT. AV. SENT.	20	12 23	10 25	-	2 15	-	-	8 24	5 36	-	3 5	-	-	-	-
SEX OFFENSES AV. SENT.	-	-	-	-	-	-	-	-	-	-	-	-	-	-	-
MARIHUANA AV. SENT.	64	64 75	57 73	-	7 93	-	-	-	-	-	-	-	-	-	-
NARCOTICS AV. SENT.	62	43 77	41 75	-	2 108	-	-	18 41	14 52	-	4 4	-	-	-	1
WEAPONS AND FIREARMS AV. SENT.	25	20 32	15 30	-	3 32	2 48	-	5 24	3 36	-	2 6	-	-	-	-
ESCAPE AV. SENT.	1	-	-	-	-	-	-	1 24	1 24	-	-	-	-	-	-
OTHER GENERAL OFFENSES AV. SENT.	8	5 55	4 56	-	1 12	-	-	3 26	1 60	-	-	-	2 9	-	-
IMMIGRATION LAWS AV. SENT.	9	3 6	3 6	-	-	-	-	6 15	1 60	-	4 2	-	1 24	-	-
LIQUOR, INTERNAL REV. AV. SENT.	-	-	-	-	-	-	-	-	-	-	-	-	-	-	-
SELECTIVE SERVICE ACT AV. SENT.	-	-	-	-	-	-	-	-	-	-	-	-	-	-	-
OTHER SPECIAL OFFENSES AV. SENT.	28	9 17	9 17	-	-	-	-	18 22	15 24	-	2 1	-	1 24	-	1



**TABLE 3  
UNITED STATES DISTRICT COURTS  
TYPE OF SENTENCE FOR CONVICTED CRIMINAL DEFENDANTS  
TWELVE MONTH PERIOD ENDED JUNE 30, 1982**

DISTRICT AND OFFENSE	TOTAL CON-VICTED	TYPE OF IMPRISONMENT					TYPE OF PROBATION					SUS-PENDED SENTENCE	FINE ONLY		
		TOTAL SENTENCED	ADULT			YOUTH COR-RECTIONS ACT	F.J. D.A.	TOTAL	ADULT					F.J. D.A.	NO SUPER-VISION
			REGULAR	IN-DETER-MINATE	MIXED				IMME-DIATE	DE-LAYED	SPLIT				
LOUISIANA MIDDLE TOTAL AV. SENT.	46	24 67	10 87	- -	12 53	2 48	- -	21 33	16 42	- -	5 5	- -	- -	- -	1
HOMICIDE AV. SENT.	-	-	-	-	-	-	-	-	-	-	-	-	-	-	-
ROBBERY AV. SENT.	1	1 240	1 240	- -	- -	- -	- -	- -	- -	- -	- -	- -	- -	- -	-
ASSAULT AV. SENT.	-	-	-	-	-	-	-	-	-	-	-	-	-	-	-
BURGLARY AV. SENT.	1	-	-	-	-	-	1 60	1 60	- -	- -	- -	- -	- -	- -	-
LARCENY AND THEFT AV. SENT.	3	-	-	-	-	-	3 42	2 60	- -	1 5	- -	- -	- -	- -	-
EMBEZZLEMENT AV. SENT.	7	1 60	1 60	- -	- -	- -	6 40	6 40	- -	- -	- -	- -	- -	- -	-
FRAUD AV. SENT.	7	5 46	- -	- -	5 46	- -	2 48	2 48	- -	- -	- -	- -	- -	- -	-
AUTO THEFT AV. SENT.	-	-	-	-	-	-	-	-	-	-	-	-	-	-	-
FORGERY, COUNTERFEIT. AV. SENT.	1	-	-	-	-	-	1 60	1 60	- -	- -	- -	- -	- -	- -	-
SEX OFFENSES AV. SENT.	-	-	-	-	-	-	-	-	-	-	-	-	-	-	-
MARIHUANA AV. SENT.	-	-	-	-	-	-	-	-	-	-	-	-	-	-	-
NARCOTICS AV. SENT.	18	14 66	6 82	- -	6 58	2 48	- 5	- -	- -	4 5	- 5	- -	- -	- -	-
WEAPONS AND FIREARMS AV. SENT.	4	2 42	1 24	- -	1 60	- -	2 30	2 30	- -	- -	- -	- -	- -	- -	-
ESCAPE AV. SENT.	1	1 60	1 60	- -	- -	- -	- -	- -	- -	- -	- -	- -	- -	- -	-
OTHER GENERAL OFFENSES AV. SENT.	-	-	-	-	-	-	-	-	-	-	-	-	-	-	-
IMMIGRATION LAWS AV. SENT.	-	-	-	-	-	-	-	-	-	-	-	-	-	-	-
LIQUOR, INTERNAL REV. AV. SENT.	-	-	-	-	-	-	-	-	-	-	-	-	-	-	-
SELECTIVE SERVICE ACT AV. SENT.	-	-	-	-	-	-	-	-	-	-	-	-	-	-	-
OTHER SPECIAL OFFENSES AV. SENT.	3	-	-	-	-	-	2 24	2 24	- -	- -	- -	- -	- -	- -	1

**TABLE 3  
UNITED STATES DISTRICT COURTS  
TYPE OF SENTENCE FOR CONVICTED CRIMINAL DEFENDANTS  
TWELVE MONTH PERIOD ENDED JUNE 30, 1982**

DISTRICT AND OFFENSE	TOTAL CON-VICTED	TYPE OF IMPRISONMENT						TYPE OF PROBATION					SUS-PENDED SENTENCE	FINE ONLY	
		TOTAL SENTENCED	ADULT			YOUTH COR-RECTIONS ACT	F.J. D.A.	TOTAL	ADULT			F.J. D.A.			NO SUPER-VISION
			REGULAR	IN-DETER-MINATE	MIXED				IMME-DIATE	DE-LAYED	SPLIT				
LOUISIANA WESTERN TOTAL AV. SENT.	152	45 60	32 66	- -	13 45	- -	- -	92 35	79 39	- -	9 4	- -	4 21	- -	15
HOMICIDE AV. SENT.	-	-	-	-	-	-	-	-	-	-	-	-	-	-	-
ROBBERY AV. SENT.	1	1 600	1 600	- -	- -	- -	- -	- -	- -	- -	- -	- -	- -	- -	-
ASSAULT AV. SENT.	2	1 36	1 36	- -	- -	- -	- -	1 60	1 60	- -	- -	- -	- -	- -	-
BURGLARY AV. SENT.	-	-	-	-	-	-	-	-	-	-	-	-	-	-	-
LARCENY AND THEFT AV. SENT.	28	10 40	6 44	- -	4 36	- -	- -	18 29	15 35	- -	3 3	- -	- -	- -	-
EMBEZZLEMENT AV. SENT.	21	-	-	-	-	-	-	21 42	20 43	- -	- -	- -	1 24	- -	-
FRAUD AV. SENT.	24	7 53	7 53	- -	- -	- -	- -	16 36	12 46	- -	4 6	- -	- -	- -	1
AUTO THEFT AV. SENT.	1	-	-	-	-	-	-	1 36	1 36	- -	- -	- -	- -	- -	-
FORGERY, COUNTERFEIT. AV. SENT.	7	1 42	1 42	- -	- -	- -	- -	6 44	6 44	- -	- -	- -	- -	- -	-
SEX OFFENSES AV. SENT.	-	-	-	-	-	-	-	-	-	-	-	-	-	-	-
MARIHUANA AV. SENT.	13	7 17	6 14	- -	1 36	- -	- -	6 42	5 50	- -	1 3	- -	- -	- -	-
NARCOTICS AV. SENT.	13	10 49	2 42	- -	8 51	- -	- -	3 28	2 24	- -	- -	- -	1 36	- -	-
WEAPONS AND FIREARMS AV. SENT.	13	3 21	3 21	- -	- -	- -	- -	10 33	9 36	- -	1 6	- -	- -	- -	-
ESCAPE AV. SENT.	2	2 90	2 90	- -	- -	- -	- -	- -	- -	- -	- -	- -	- -	- -	-
OTHER GENERAL OFFENSES AV. SENT.	4	3 128	3 128	- -	- -	- -	- -	1 60	1 60	- -	- -	- -	- -	- -	-
IMMIGRATION LAWS AV. SENT.	-	-	-	-	-	-	-	-	-	-	-	-	-	-	-
LIQUOR, INTERNAL REV. AV. SENT.	-	-	-	-	-	-	-	-	-	-	-	-	-	-	-
SELECTIVE SERVICE ACT AV. SENT.	-	-	-	-	-	-	-	-	-	-	-	-	-	-	-
OTHER SPECIAL OFFENSES AV. SENT.	23	-	-	-	-	-	-	9 16	7 17	- -	- -	- -	2 12	- -	14

**TABLE 3  
UNITED STATES DISTRICT COURTS  
TYPE OF SENTENCE FOR CONVICTED CRIMINAL DEFENDANTS  
TWELVE MONTH PERIOD ENDED JUNE 30, 1982**

DISTRICT AND OFFENSE	TOTAL CON-VICTED	TYPE OF IMPRISONMENT					TYPE OF PROBATION					SUS-PENDED SENTENCE	FINE ONLY		
		TOTAL SEN-TENCED	ADULT			YOUTH COR-RECTIONS ACT	F.J. D.A.	TOTAL	ADULT					F.J. D.A.	NO SUPER-VISION
			REGULAR	IN-DETER-MINATE	MIXED				IMME-DIATE	DE-LAYED	SPLIT				
MISSISSIPPI NORTHERN TOTAL AV. SENT.	77	30	23	1	1	5	-	45	32	-	12	-	1	-	2
		107	122	36	18	74	-	32	42	-	5	-	36	-	
HOMICIDE AV. SENT.	-	-	-	-	-	-	-	-	-	-	-	-	-	-	-
ROBBERY AV. SENT.	6	6	5	-	-	1	-	-	-	-	-	-	-	-	-
		210	216	-	-	180	-	-	-	-	-	-	-	-	-
ASSAULT AV. SENT.	-	-	-	-	-	-	-	-	-	-	-	-	-	-	-
BURGLARY AV. SENT.	-	-	-	-	-	-	-	-	-	-	-	-	-	-	-
LARCENY AND THEFT AV. SENT.	5	5	3	-	-	2	-	-	-	-	-	-	-	-	-
		52	56	-	-	48	-	-	-	-	-	-	-	-	-
EMBEZZLEMENT AV. SENT.	5	-	-	-	-	-	-	5	5	-	-	-	-	-	-
		-	-	-	-	-	-	40	40	-	-	-	-	-	-
FRAUD AV. SENT.	10	-	-	-	-	-	-	10	6	-	4	-	-	-	-
		-	-	-	-	-	-	28	44	-	5	-	-	-	-
AUTO THEFT AV. SENT.	6	6	5	-	-	1	-	-	-	-	-	-	-	-	-
		42	40	-	-	48	-	-	-	-	-	-	-	-	-
FORGERY, COUNTERFEIT. AV. SENT.	6	3	2	-	1	-	-	3	1	-	1	-	1	-	-
		68	93	-	18	-	-	25	36	-	4	-	36	-	-
SEX OFFENSES AV. SENT.	-	-	-	-	-	-	-	-	-	-	-	-	-	-	-
MARIHUANA AV. SENT.	-	-	-	-	-	-	-	-	-	-	-	-	-	-	-
NARCOTICS AV. SENT.	6	6	5	1	-	-	-	-	-	-	-	-	-	-	-
		101	114	36	-	-	-	-	-	-	-	-	-	-	-
WEAPONS AND FIREARMS AV. SENT.	9	2	2	-	-	-	-	7	4	-	3	-	-	-	-
		294	294	-	-	-	-	31	51	-	6	-	-	-	-
ESCAPE AV. SENT.	-	-	-	-	-	-	-	-	-	-	-	-	-	-	-
OTHER GENERAL OFFENSES AV. SENT.	1	-	-	-	-	-	-	-	-	-	-	-	-	-	1
IMMIGRATION LAWS AV. SENT.	-	-	-	-	-	-	-	-	-	-	-	-	-	-	-
LIQUOR, INTERNAL REV. AV. SENT.	-	-	-	-	-	-	-	-	-	-	-	-	-	-	-
SELECTIVE SERVICE ACT AV. SENT.	-	-	-	-	-	-	-	-	-	-	-	-	-	-	-
OTHER SPECIAL OFFENSES AV. SENT.	23	2	1	-	-	1	-	20	16	-	4	-	-	-	1
		27	6	-	-	48	-	32	39	-	4	-	-	-	

**TABLE 3  
UNITED STATES DISTRICT COURTS  
TYPE OF SENTENCE FOR CONVICTED CRIMINAL DEFENDANTS  
TWELVE MONTH PERIOD ENDED JUNE 30, 1982**

DISTRICT AND OFFENSE	TOTAL CON-VICTED	TYPE OF IMPRISONMENT					TYPE OF PROBATION					SUS-PENDED SENTENCE	FINE ONLY		
		TOTAL SEN-TENCED	ADULT			YOUTH COR-RECTIONS ACT	F.J. D.A.	TOTAL	ADULT					F.J. D.A.	NO SUPER-VISION
			REGULAR	IN-DETER-MINATE	MIXED				IMME-DIATE	DE-LAYED	SPLIT				
MISSISSIPPI SOUTHERN TOTAL AV. SENT.	92	50	33	2	14	1	-	40	26	-	13	-	1	-	2
		126	163	21	60	48	-	31	46	-	4	-	3	-	
HOMICIDE AV. SENT.	2	1	1	-	-	-	-	1	-	-	1	-	-	-	-
		36	36	-	-	-	-	6	-	-	6	-	-	-	-
ROBBERY AV. SENT.	5	5	5	-	-	-	-	-	-	-	-	-	-	-	-
		396	396	-	-	-	-	-	-	-	-	-	-	-	-
ASSAULT AV. SENT.	1	-	-	-	-	-	-	1	-	-	-	-	1	-	-
		-	-	-	-	-	-	3	-	-	-	-	3	-	-
BURGLARY AV. SENT.	-	-	-	-	-	-	-	-	-	-	-	-	-	-	-
LARCENY AND THEFT AV. SENT.	11	9	8	1	-	-	-	2	2	-	-	-	-	-	-
		64	69	24	-	-	-	48	48	-	-	-	-	-	-
EMBEZZLEMENT AV. SENT.	2	-	-	-	-	-	-	2	1	-	1	-	-	-	-
		-	-	-	-	-	-	33	60	-	6	-	-	-	-
FRAUD AV. SENT.	28	10	4	-	6	-	-	18	11	-	7	-	-	-	-
		23	25	-	21	-	-	23	34	-	4	-	-	-	-
AUTO THEFT AV. SENT.	1	1	1	-	-	-	-	-	-	-	-	-	-	-	-
		240	240	-	-	-	-	-	-	-	-	-	-	-	-
FORGERY, COUNTERFEIT. AV. SENT.	8	6	1	-	5	-	-	2	2	-	-	-	-	-	-
		82	6	-	97	-	-	60	60	-	-	-	-	-	-
SEX OFFENSES AV. SENT.	-	-	-	-	-	-	-	-	-	-	-	-	-	-	-
MARIHUANA AV. SENT.	7	1	-	-	1	-	-	4	1	-	3	-	-	-	2
		120	-	-	120	-	-	19	60	-	6	-	-	-	
NARCOTICS AV. SENT.	5	3	1	1	1	-	-	2	2	-	-	-	-	-	-
		30	12	18	60	-	-	60	60	-	-	-	-	-	-
WEAPONS AND FIREARMS AV. SENT.	11	7	5	-	1	1	-	4	3	-	1	-	-	-	-
		38	34	-	48	48	-	42	56	-	3	-	-	-	-
ESCAPE AV. SENT.	-	-	-	-	-	-	-	-	-	-	-	-	-	-	-
OTHER GENERAL OFFENSES AV. SENT.	8	7	7	-	-	-	-	1	1	-	-	-	-	-	-
		327	327	-	-	-	-	60	60	-	-	-	-	-	-
IMMIGRATION LAWS AV. SENT.	1	-	-	-	-	-	-	1	1	-	-	-	-	-	-
		-	-	-	-	-	-	60	60	-	-	-	-	-	-
LIQUOR, INTERNAL REV. AV. SENT.	-	-	-	-	-	-	-	-	-	-	-	-	-	-	-
SELECTIVE SERVICE ACT AV. SENT.	-	-	-	-	-	-	-	-	-	-	-	-	-	-	-
OTHER SPECIAL OFFENSES AV. SENT.	2	-	-	-	-	-	-	2	2	-	-	-	-	-	-
		-	-	-	-	-	-	36	36	-	-	-	-	-	-

**TABLE 3  
UNITED STATES DISTRICT COURTS  
TYPE OF SENTENCE FOR CONVICTED CRIMINAL DEFENDANTS  
TWELVE MONTH PERIOD ENDED JUNE 30, 1982**

DISTRICT AND OFFENSE	TOTAL CON-VICTED	TYPE OF IMPRISONMENT					TYPE OF PROBATION					SUS-PENDED SENTENCE	FINE ONLY		
		TOTAL SENTENCED	ADULT			YOUTH COR-RECTIONS ACT	F.J. D.A.	TOTAL	ADULT					F.J. D.A.	NO SUPER-VISION
			REGULAR	IN-DETER-MINATE	MIXED				IMME-DIATE	DE-LAYED	SPLIT				
TEXAS NORTHERN TOTAL AV. SENT.	561	322	268	9	38	7	-	223	159	-	64	-	-	-	16
HOMICIDE AV. SENT.	1	1	1	-	-	-	-	-	-	-	-	-	-	-	-
ROBBERY AV. SENT.	14	12	11	1	-	-	-	2	2	-	-	-	-	-	-
ASSAULT AV. SENT.	2	1	1	-	-	-	-	-	-	-	-	-	-	-	1
BURGLARY AV. SENT.	1	1	1	-	-	-	-	-	-	-	-	-	-	-	-
LARCENY AND THEFT AV. SENT.	36	17	16	-	1	-	-	19	15	-	4	-	-	-	-
EMBEZZLEMENT AV. SENT.	34	8	8	-	-	-	-	26	14	-	12	-	-	-	-
FRAUD AV. SENT.	108	56	52	5	9	-	-	41	28	-	13	-	-	-	1
AUTO THEFT AV. SENT.	14	11	5	-	6	-	-	3	3	-	-	-	-	-	-
FORGERY, COUNTERFEIT. AV. SENT.	74	31	28	-	-	3	-	43	32	-	11	-	-	-	-
SEX OFFENSES AV. SENT.	-	-	-	-	-	-	-	-	-	-	-	-	-	-	-
MARIJUANA AV. SENT.	25	21	14	2	5	-	-	4	4	-	-	-	-	-	-
NARCOTICS AV. SENT.	73	64	49	1	13	1	-	9	5	-	4	-	-	-	-
WEAPONS AND FIREARMS AV. SENT.	43	22	21	-	1	-	-	21	16	-	5	-	-	-	-
ESCAPE AV. SENT.	28	25	25	-	-	-	-	3	3	-	-	-	-	-	-
OTHER GENERAL OFFENSES AV. SENT.	17	5	5	-	-	-	-	5	4	-	1	-	-	-	7
IMMIGRATION LAWS AV. SENT.	22	14	8	-	3	3	-	8	3	-	5	-	-	-	-
LIQUOR, INTERNAL REV. AV. SENT.	-	-	-	-	-	-	-	-	-	-	-	-	-	-	-
SELECTIVE SERVICE ACT AV. SENT.	-	-	-	-	-	-	-	-	-	-	-	-	-	-	-
OTHER SPECIAL OFFENSES AV. SENT.	69	23	23	-	-	-	-	39	30	-	9	-	-	-	7

**TABLE 3  
UNITED STATES DISTRICT COURTS  
TYPE OF SENTENCE FOR CONVICTED CRIMINAL DEFENDANTS  
TWELVE MONTH PERIOD ENDED JUNE 30, 1982**

DISTRICT AND OFFENSE	TOTAL CON-VICTED	TYPE OF IMPRISONMENT					TYPE OF PROBATION					SUS-PENDED SENTENCE	FINE ONLY		
		TOTAL SENTENCED	ADULT			YOUTH COR-RECTIONS ACT	F.J. D.A.	TOTAL	ADULT					F.J. D.A.	NO SUPER-VISION
			REGULAR	IN-DETER-MINATE	MIXED				IMME-DIATE	DE-LAYED	SPLIT				
TEXAS EASTERN TOTAL AV. SENT.	151	51	44	2	5	-	-	92	78	-	14	-	-	-	8
HOMICIDE AV. SENT.	-	-	-	-	-	-	-	-	-	-	-	-	-	-	-
ROBBERY AV. SENT.	2	2	2	-	-	-	-	-	-	-	-	-	-	-	-
ASSAULT AV. SENT.	1	1	1	-	-	-	-	-	-	-	-	-	-	-	-
BURGLARY AV. SENT.	-	-	-	-	-	-	-	-	-	-	-	-	-	-	-
LARCENY AND THEFT AV. SENT.	10	4	4	-	-	-	-	6	5	-	1	-	-	-	-
EMBEZZLEMENT AV. SENT.	16	-	-	-	-	-	-	16	13	-	3	-	-	-	-
FRAUD AV. SENT.	26	7	4	2	1	-	-	19	15	-	4	-	-	-	-
AUTO THEFT AV. SENT.	6	4	4	-	-	-	-	2	2	-	-	-	-	-	-
FORGERY, COUNTERFEIT. AV. SENT.	17	7	7	-	-	-	-	10	9	-	1	-	-	-	-
SEX OFFENSES AV. SENT.	-	-	-	-	-	-	-	-	-	-	-	-	-	-	-
MARIJUANA AV. SENT.	1	1	1	-	-	-	-	-	-	-	-	-	-	-	-
NARCOTICS AV. SENT.	3	3	3	-	-	-	-	-	-	-	-	-	-	-	-
WEAPONS AND FIREARMS AV. SENT.	13	5	5	-	-	-	-	8	6	-	2	-	-	-	-
ESCAPE AV. SENT.	12	8	8	-	-	-	-	4	4	-	-	-	-	-	-
OTHER GENERAL OFFENSES AV. SENT.	19	6	2	-	4	-	-	11	9	-	2	-	-	-	2
IMMIGRATION LAWS AV. SENT.	2	-	-	-	-	-	-	2	2	-	-	-	-	-	-
LIQUOR, INTERNAL REV. AV. SENT.	-	-	-	-	-	-	-	-	-	-	-	-	-	-	-
SELECTIVE SERVICE ACT AV. SENT.	-	-	-	-	-	-	-	-	-	-	-	-	-	-	-
OTHER SPECIAL OFFENSES AV. SENT.	23	3	3	-	-	-	-	14	13	-	1	-	-	-	6

**TABLE 3  
UNITED STATES DISTRICT COURTS  
TYPE OF SENTENCE FOR CONVICTED CRIMINAL DEFENDANTS  
TWELVE MONTH PERIOD ENDED JUNE 30, 1982**

DISTRICT AND OFFENSE	TOTAL CON-VICTED	TYPE OF IMPRISONMENT						TYPE OF PROBATION					SUS-PENDED SENTENCE	FINE ONLY	
		TOTAL SEN-TENCED	ADULT			YOUTH COR-RECTIONS ACT	F.J. D.A.	TOTAL	ADULT			F.J. D.A.			NO SUPER-VISION
			REGULAR	IN-DETER-MINATE	MIXED				IMME-DIATE	DE-LAYED	SPLIT				
TEXAS SOUTHERN TOTAL AV. SENT.	1,776	390	341	22	12	14	1	1,358	740	-	207	-	411	2	26
HOMICIDE AV. SENT.	1	-	-	-	-	-	-	1	-	-	1	-	-	-	-
ROBBERY AV. SENT.	1	1	1	-	-	-	-	-	-	-	-	-	-	-	-
ASSAULT AV. SENT.	7	4	3	1	-	-	-	3	3	-	-	-	-	-	-
BURGLARY AV. SENT.	1	-	-	-	-	-	-	1	-	-	1	-	-	-	-
LARCENY AND THEFT AV. SENT.	37	10	9	-	-	1	-	27	18	-	2	-	7	-	-
EMBEZZLEMENT AV. SENT.	23	3	3	-	-	-	-	20	16	-	4	-	-	-	-
FRAUD AV. SENT.	204	24	21	-	2	1	-	176	90	-	10	-	76	-	4
AUTO THEFT AV. SENT.	8	5	5	-	-	-	-	3	3	-	-	-	-	-	-
FORGERY, COUNTERFEIT. AV. SENT.	28	14	11	-	2	1	-	14	11	-	1	-	2	-	-
SEX OFFENSES AV. SENT.	-	-	-	-	-	-	-	-	-	-	-	-	-	-	-
MARIHUANA AV. SENT.	230	100	87	10	1	2	-	128	90	-	27	-	11	1	1
NARCOTICS AV. SENT.	125	64	57	3	1	3	-	59	39	-	15	-	5	-	2
WEAPONS AND FIREARMS AV. SENT.	70	27	26	1	-	-	-	43	35	-	5	-	3	-	-
ESCAPE AV. SENT.	31	20	20	-	-	-	-	11	3	-	6	-	2	-	-
OTHER GENERAL OFFENSES AV. SENT.	24	7	7	-	-	-	-	8	7	-	-	-	1	-	9
IMMIGRATION LAWS AV. SENT.	895	100	81	6	6	6	1	792	370	-	131	-	291	-	3
LIQUOR, INTERNAL REV. AV. SENT.	-	-	-	-	-	-	-	-	-	-	-	-	-	-	-
SELECTIVE SERVICE ACT AV. SENT.	-	-	-	-	-	-	-	-	-	-	-	-	-	-	-
OTHER SPECIAL OFFENSES AV. SENT.	91	11	10	1	-	-	-	72	55	-	4	-	13	1	7

**TABLE 3  
UNITED STATES DISTRICT COURTS  
TYPE OF SENTENCE FOR CONVICTED CRIMINAL DEFENDANTS  
TWELVE MONTH PERIOD ENDED JUNE 30, 1982**

DISTRICT AND OFFENSE	TOTAL CON-VICTED	TYPE OF IMPRISONMENT						TYPE OF PROBATION					SUS-PENDED SENTENCE	FINE ONLY	
		TOTAL SEN-TENCED	ADULT			YOUTH COR-RECTIONS ACT	F.J. D.A.	TOTAL	ADULT			F.J. D.A.			NO SUPER-VISION
			REGULAR	IN-DETER-MINATE	MIXED				IMME-DIATE	DE-LAYED	SPLIT				
TEXAS WESTERN TOTAL AV. SENT.	691	116	218	55	15	27	1	342	241	-	72	-	29	1	32
HOMICIDE AV. SENT.	1	1	1	-	-	-	-	-	-	-	-	-	-	-	-
ROBBERY AV. SENT.	12	12	5	1	-	6	-	-	-	-	-	-	-	-	-
ASSAULT AV. SENT.	12	6	3	2	-	1	-	6	4	-	2	-	-	-	-
BURGLARY AV. SENT.	2	1	1	-	-	-	-	1	1	-	-	-	-	-	-
LARCENY AND THEFT AV. SENT.	37	19	9	6	-	3	1	17	16	-	1	-	-	-	1
EMBEZZLEMENT AV. SENT.	30	7	3	1	1	2	-	23	21	-	2	-	-	-	-
FRAUD AV. SENT.	52	46	8	-	2	2	-	38	30	-	7	-	1	-	2
AUTO THEFT AV. SENT.	4	3	-	2	-	1	-	1	1	-	-	-	-	-	-
FORGERY, COUNTERFEIT. AV. SENT.	21	12	11	1	-	-	-	9	8	-	1	-	-	-	-
SEX OFFENSES AV. SENT.	-	-	-	-	-	-	-	-	-	-	-	-	-	-	-
MARIHUANA AV. SENT.	48	30	16	9	1	4	-	18	12	-	6	-	-	-	-
NARCOTICS AV. SENT.	122	83	57	14	8	4	-	38	28	-	9	-	1	-	1
WEAPONS AND FIREARMS AV. SENT.	34	18	16	2	-	-	-	15	14	-	-	-	1	-	1
ESCAPE AV. SENT.	18	14	9	5	-	-	-	4	1	-	3	-	-	-	-
OTHER GENERAL OFFENSES AV. SENT.	29	8	6	1	-	1	-	5	4	-	1	-	-	-	16
IMMIGRATION LAWS AV. SENT.	203	77	63	9	2	3	-	125	67	-	35	-	23	1	-
LIQUOR, INTERNAL REV. AV. SENT.	-	-	-	-	-	-	-	-	-	-	-	-	-	-	-
SELECTIVE SERVICE ACT AV. SENT.	-	-	-	-	-	-	-	-	-	-	-	-	-	-	-
OTHER SPECIAL OFFENSES AV. SENT.	66	13	10	2	1	-	-	42	34	-	5	-	3	-	11



**TABLE 3  
UNITED STATES DISTRICT COURTS  
TYPE OF SENTENCE FOR CONVICTED CRIMINAL DEFENDANTS  
TWELVE MONTH PERIOD ENDED JUNE 30, 1982**

DISTRICT AND OFFENSE	TOTAL CON-VICTED	TYPE OF IMPRISONMENT					TYPE OF PROBATION					SUS-PENDED SENTENCE	FINE ONLY		
		TOTAL SEN-TENCED	ADULT			YOUTH COR-RECTIONS ACT	F.J. D.A.	TOTAL	ADULT					F.J. D.A.	NO SUPER-VISION
			REGULAR	IN-DETER-MINATE	MIXED				IMME-DIATE	DE-LAYED	SPLIT				
CANAL ZONE TOTAL AV. SENT.	2	1	1	-	-	-	-	-	-	-	-	-	-	1	
HOMICIDE AV. SENT.	1	1	1	-	-	-	-	-	-	-	-	-	-	-	
ROBBERY AV. SENT.	-	-	-	-	-	-	-	-	-	-	-	-	-	-	
ASSAULT AV. SENT.	-	-	-	-	-	-	-	-	-	-	-	-	-	-	
BURGLARY AV. SENT.	-	-	-	-	-	-	-	-	-	-	-	-	-	-	
LARCENY AND THEFT AV. SENT.	1	-	-	-	-	-	-	-	-	-	-	-	-	1	
EMBEZZLEMENT AV. SENT.	-	-	-	-	-	-	-	-	-	-	-	-	-	-	
FRAUD AV. SENT.	-	-	-	-	-	-	-	-	-	-	-	-	-	-	
AUTO THEFT AV. SENT.	-	-	-	-	-	-	-	-	-	-	-	-	-	-	
FORGERY, COUNTERFEIT. AV. SENT.	-	-	-	-	-	-	-	-	-	-	-	-	-	-	
SEX OFFENSES AV. SENT.	-	-	-	-	-	-	-	-	-	-	-	-	-	-	
MARIHUANA AV. SENT.	-	-	-	-	-	-	-	-	-	-	-	-	-	-	
NARCOTICS AV. SENT.	-	-	-	-	-	-	-	-	-	-	-	-	-	-	
WEAPONS AND FIREARMS AV. SENT.	-	-	-	-	-	-	-	-	-	-	-	-	-	-	
ESCAPE AV. SENT.	-	-	-	-	-	-	-	-	-	-	-	-	-	-	
OTHER GENERAL OFFENSES AV. SENT.	-	-	-	-	-	-	-	-	-	-	-	-	-	-	
IMMIGRATION LAWS AV. SENT.	-	-	-	-	-	-	-	-	-	-	-	-	-	-	
LIQUOR, INTERNAL REV. AV. SENT.	-	-	-	-	-	-	-	-	-	-	-	-	-	-	
SELECTIVE SERVICE ACT AV. SENT.	-	-	-	-	-	-	-	-	-	-	-	-	-	-	
OTHER SPECIAL OFFENSES AV. SENT.	-	-	-	-	-	-	-	-	-	-	-	-	-	-	

**TABLE 3  
UNITED STATES DISTRICT COURTS  
TYPE OF SENTENCE FOR CONVICTED CRIMINAL DEFENDANTS  
TWELVE MONTH PERIOD ENDED JUNE 30, 1982**

DISTRICT AND OFFENSE	TOTAL CON-VICTED	TYPE OF IMPRISONMENT					TYPE OF PROBATION					SUS-PENDED SENTENCE	FINE ONLY		
		TOTAL SEN-TENCED	ADULT			YOUTH COR-RECTIONS ACT	F.J. D.A.	TOTAL	ADULT					F.J. D.A.	NO SUPER-VISION
			REGULAR	IN-DETER-MINATE	MIXED				IMME-DIATE	DE-LAYED	SPLIT				
KENTUCKY EASTERN TOTAL AV. SENT.	223	141	126	3	8	4	-	79	45	-	34	-	-	-	3
HOMICIDE AV. SENT.	-	66	68	110	19	48	-	30	50	-	3	-	-	-	-
ROBBERY AV. SENT.	15	15	14	1	-	-	-	-	-	-	-	-	-	-	-
ASSAULT AV. SENT.	-	228	227	240	-	-	-	-	-	-	-	-	-	-	-
BURGLARY AV. SENT.	9	7	6	-	1	-	-	2	1	-	1	-	-	-	-
LARCENY AND THEFT AV. SENT.	17	11	9	-	-	2	-	5	5	-	6	-	-	-	-
EMBEZZLEMENT AV. SENT.	13	5	5	-	-	-	48	48	48	-	-	-	-	-	1
FRAUD AV. SENT.	30	14	11	1	2	-	-	8	5	-	3	-	-	-	-
AUTO THEFT AV. SENT.	3	36	39	60	10	-	-	25	38	-	4	-	-	-	-
FORGERY, COUNTERFEIT. AV. SENT.	17	15	13	-	-	2	-	4	11	-	5	-	-	-	-
SEX OFFENSES AV. SENT.	-	43	42	-	-	48	-	4	66	-	3	-	-	-	-
MARIHUANA AV. SENT.	18	15	14	-	1	-	-	3	1	-	2	-	-	-	-
NARCOTICS AV. SENT.	8	7	6	-	1	-	-	1	60	-	1	-	-	-	-
WEAPONS AND FIREARMS AV. SENT.	18	12	12	-	-	-	-	60	60	-	-	-	-	-	-
ESCAPE AV. SENT.	10	8	8	-	-	-	-	6	3	-	3	-	-	-	-
OTHER GENERAL OFFENSES AV. SENT.	23	36	36	-	-	-	-	16	28	-	4	-	-	-	-
IMMIGRATION LAWS AV. SENT.	-	15	13	-	2	-	-	2	1	-	1	-	-	-	-
LIQUOR, INTERNAL REV. AV. SENT.	1	56	63	-	12	-	-	8	60	-	7	-	-	-	-
SELECTIVE SERVICE ACT AV. SENT.	-	-	-	-	-	-	-	11	60	-	4	-	-	-	-
OTHER SPECIAL OFFENSES AV. SENT.	41	16	14	1	1	-	-	36	1	-	-	-	-	-	2
		51	55	30	18	-	-	23	15	-	8	-	-	-	-
								31	45	-	3	-	-	-	

**TABLE 3**  
**UNITED STATES DISTRICT COURTS**  
**TYPE OF SENTENCE FOR CONVICTED CRIMINAL DEFENDANTS**  
**TWELVE MONTH PERIOD ENDED JUNE 30, 1982**

DISTRICT AND OFFENSE	TOTAL CON-VICTED	TYPE OF IMPRISONMENT					TYPE OF PROBATION					SUS-PENDED SENTENCE	FINE ONLY		
		TOTAL SENTENCED	ADULT			YOUTH COR-RECTIONS ACT	F.J. D.A.	TOTAL	ADULT					F.J. D.A.	NO SUPER-VISION
			REGULAR	IN-DETER-MINATE	MIXED				IMME-DIATE	DE-LAYED	SPLIT				
KENTUCKY WESTERN TOTAL AV. SENT.	402	130 73	76 55	37 117	-	17 58	-	228 16	170 19	-	28 3	-	30 12	2	42
HOMICIDE AV. SENT.	-	-	-	-	-	-	-	-	-	-	-	-	-	-	-
ROBBERY AV. SENT.	23	23 225	9 212	12 255	-	2 114	-	-	-	-	-	-	-	-	-
ASSAULT AV. SENT.	2	-	-	-	-	-	-	2 12	1 12	-	-	-	1 12	-	-
BURGLARY AV. SENT.	5	5 54	1 18	2 78	-	2 48	-	-	-	-	-	-	-	-	-
LARCENY AND THEFT AV. SENT.	149	20 40	13 37	3 40	-	4 48	-	111 14	91 14	-	2 4	-	18 12	2	16
EMBEZZLEMENT AV. SENT.	35	7 29	4 27	3 32	-	-	-	27 16	15 22	-	4 3	-	3 12	-	1
FRAUD AV. SENT.	45	11 36	6 26	5 48	-	-	-	29 24	22 31	-	7 3	-	-	-	5
AUTO THEFT AV. SENT.	10	6 60	5 62	-	-	1 48	-	4 11	1 36	-	3 3	-	-	-	-
FORGERY, COUNTERFEIT. AV. SENT.	19	11 41	8 42	1 24	-	2 48	-	8 17	8 17	-	-	-	-	-	-
SEX OFFENSES AV. SENT.	-	-	-	-	-	-	-	-	-	-	-	-	-	-	-
MARIHUANA AV. SENT.	30	10 22	6 16	4 31	-	-	-	12 19	9 24	-	3 4	-	-	-	8
NARCOTICS AV. SENT.	4	4 57	2 66	-	-	2 48	-	-	-	-	-	-	-	-	-
WEAPONS AND FIREARMS AV. SENT.	24	15 68	9 50	4 108	-	2 72	-	9 27	7 31	-	1 3	-	1 24	-	-
ESCAPE AV. SENT.	10	10 13	9 10	1 36	-	-	-	-	-	-	-	-	-	-	-
OTHER GENERAL OFFENSES AV. SENT.	24	7 34	4 30	1 24	-	2 48	-	14 15	8 22	-	4 4	-	2 7	-	3
IMMIGRATION LAWS AV. SENT.	2	1 24	-	1 24	-	-	-	-	-	-	-	-	-	-	1
LIQUOR, INTERNAL REV. AV. SENT.	-	-	-	-	-	-	-	-	-	-	-	-	-	-	-
SELECTIVE SERVICE ACT AV. SENT.	-	-	-	-	-	-	-	-	-	-	-	-	-	-	-
OTHER SPECIAL OFFENSES AV. SENT.	20	-	-	-	-	-	-	12 11	8 16	-	4 1	-	-	-	8

**TABLE 3**  
**UNITED STATES DISTRICT COURTS**  
**TYPE OF SENTENCE FOR CONVICTED CRIMINAL DEFENDANTS**  
**TWELVE MONTH PERIOD ENDED JUNE 30, 1982**

DISTRICT AND OFFENSE	TOTAL CON-VICTED	TYPE OF IMPRISONMENT					TYPE OF PROBATION					SUS-PENDED SENTENCE	FINE ONLY		
		TOTAL SENTENCED	ADULT			YOUTH COR-RECTIONS ACT	F.J. D.A.	TOTAL	ADULT					F.J. D.A.	NO SUPER-VISION
			REGULAR	IN-DETER-MINATE	MIXED				IMME-DIATE	DE-LAYED	SPLIT				
MICHIGAN EASTERN TOTAL AV. SENT.	530	289 37	237 35	45 48	5 36	2 72	-	230 23	152 31	-	70 3	-	8 34	1	10
HOMICIDE AV. SENT.	-	-	-	-	-	-	-	-	-	-	-	-	-	-	-
ROBBERY AV. SENT.	13	12 121	8 142	2 84	1 48	1 96	-	1 6	-	-	1 6	-	-	-	-
ASSAULT AV. SENT.	8	5 63	5 63	-	-	-	-	3 7	2 9	-	-	-	1 3	-	-
BURGLARY AV. SENT.	1	-	-	-	-	-	-	1 24	1 24	-	-	-	-	-	-
LARCENY AND THEFT AV. SENT.	32	17 22	16 21	1 36	-	-	-	15 16	7 20	-	8 4	-	-	-	-
EMBEZZLEMENT AV. SENT.	33	8 21	7 18	-	1 36	-	-	25 24	8 31	-	7 3	-	-	-	-
FRAUD AV. SENT.	133	48 23	41 21	5 37	2 30	-	-	78 25	60 31	-	18 4	-	-	-	7
AUTO THEFT AV. SENT.	10	8 28	6 31	2 22	-	-	-	2 5	-	-	2 5	-	-	-	-
FORGERY, COUNTERFEIT. AV. SENT.	29	11 36	9 27	2 78	-	-	-	18 20	12 29	-	6 3	-	-	-	-
SEX OFFENSES AV. SENT.	1	1 12	1 12	-	-	-	-	-	-	-	-	-	-	-	-
MARIHUANA AV. SENT.	12	5 25	3 17	2 39	-	-	-	7 30	7 30	-	-	-	-	-	-
NARCOTICS AV. SENT.	151	119 39	100 39	19 40	-	-	-	32 28	24 36	-	8 5	-	-	-	-
WEAPONS AND FIREARMS AV. SENT.	29	18 42	12 32	5 69	1 36	-	-	11 14	3 40	-	8 4	-	-	-	-
ESCAPE AV. SENT.	5	5 9	5 9	-	-	-	-	-	-	-	-	-	-	-	-
OTHER GENERAL OFFENSES AV. SENT.	37	20 46	13 43	6 55	-	1 48	-	16 19	9 32	-	7 2	-	-	-	1
IMMIGRATION LAWS AV. SENT.	19	9 11	9 11	-	-	-	-	9 32	2 18	-	1 6	-	6 42	1	-
LIQUOR, INTERNAL REV. AV. SENT.	-	-	-	-	-	-	-	-	-	-	-	-	-	-	-
SELECTIVE SERVICE ACT AV. SENT.	-	-	-	-	-	-	-	-	-	-	-	-	-	-	-
OTHER SPECIAL OFFENSES AV. SENT.	17	3 30	2 27	1 36	-	-	-	12 16	7 23	-	4 2	-	1 24	-	2

**TABLE 3**  
**UNITED STATES DISTRICT COURTS**  
**TYPE OF SENTENCE FOR CONVICTED CRIMINAL DEFENDANTS**  
**TWELVE MONTH PERIOD ENDED JUNE 30, 1982**

DISTRICT AND OFFENSE	TOTAL CON-VICTED	TYPE OF IMPRISONMENT					TYPE OF PROBATION					SUS-PENDED SENTENCE	FINE ONLY		
		TOTAL SENTENCED	ADULT			YOUTH COR-RECTIONS ACT	F.J. D.A.	TOTAL	ADULT					F.J. D.A.	NO SUPER-VISION
			REGULAR	IN-DETER-MINATE	MIXED				IMME-DIATE	DE-LAYED	SPLIT				
MICHIGAN WESTERN TOTAL AV. SENT.	147	39 51	34 53	2 27	3 44	-	101 26	80 31	-	21 4	-	-	-	7	
HOMICIDE AV. SENT.	-	-	-	-	-	-	-	-	-	-	-	-	-	-	
ROBBERY AV. SENT.	4	4 159	4 159	-	-	-	-	-	-	-	-	-	-	-	
ASSAULT AV. SENT.	1	1 180	1 180	-	-	-	-	-	-	-	-	-	-	-	
BURGLARY AV. SENT.	-	-	-	-	-	-	-	-	-	-	-	-	-	-	
LARCENY AND THEFT AV. SENT.	10	4 40	3 48	1 18	-	-	6 25	5 28	-	1 6	-	-	-	-	
EMBEZZLEMENT AV. SENT.	27	1 80	1 80	-	-	-	25 29	22 33	-	3 3	-	-	-	1	
FRAUD AV. SENT.	49	12 36	10 39	1 36	1 12	-	35 26	28 32	-	7 4	-	-	-	2	
AUTO THEFT AV. SENT.	1	1 60	1 60	-	-	-	-	-	-	-	-	-	-	-	
FORGERY, COUNTERFEIT. AV. SENT.	7	2 48	2 48	-	-	-	5 30	5 30	-	-	-	-	-	-	
SEX OFFENSES AV. SENT.	-	-	-	-	-	-	-	-	-	-	-	-	-	-	
MARIJUANA AV. SENT.	16	6 20	6 20	-	-	-	10 24	8 29	-	2 6	-	-	-	-	
NARCOTICS AV. SENT.	9	2 80	2 80	-	-	-	7 15	2 42	-	5 5	-	-	-	-	
WEAPONS AND FIREARMS AV. SENT.	5	2 36	1 12	-	1 60	-	3 38	2 54	-	1 6	-	-	-	-	
ESCAPE AV. SENT.	3	2 3	2 3	-	-	-	1 24	1 24	-	-	-	-	-	-	
OTHER GENERAL OFFENSES AV. SENT.	-	-	-	-	-	-	-	-	-	-	-	-	-	-	
IMMIGRATION LAWS AV. SENT.	2	-	-	-	-	-	2 3	-	-	2 3	-	-	-	-	
LIQUOR, INTERNAL REV. AV. SENT.	-	-	-	-	-	-	-	-	-	-	-	-	-	-	
SELECTIVE SERVICE ACT AV. SENT.	-	-	-	-	-	-	-	-	-	-	-	-	-	-	
OTHER SPECIAL OFFENSES AV. SENT.	13	2 30	1 1	-	1 80	-	7 24	7 24	-	-	-	-	-	4	

**TABLE 3**  
**UNITED STATES DISTRICT COURTS**  
**TYPE OF SENTENCE FOR CONVICTED CRIMINAL DEFENDANTS**  
**TWELVE MONTH PERIOD ENDED JUNE 30, 1982**

DISTRICT AND OFFENSE	TOTAL CON-VICTED	TYPE OF IMPRISONMENT					TYPE OF PROBATION					SUS-PENDED SENTENCE	FINE ONLY		
		TOTAL SENTENCED	ADULT			YOUTH COR-RECTIONS ACT	F.J. D.A.	TOTAL	ADULT					F.J. D.A.	NO SUPER-VISION
			REGULAR	IN-DETER-MINATE	MIXED				IMME-DIATE	DE-LAYED	SPLIT				
OHIO NORTHERN TOTAL AV. SENT.	297	137 75	86 81	21 90	16 32	14	152 27	119 34	-	33 3	-	-	-	8	
HOMICIDE AV. SENT.	-	-	-	-	-	-	-	-	-	-	-	-	-	-	
ROBBERY AV. SENT.	51	51 134	28 162	13 119	-	10 79	-	-	-	-	-	-	-	-	
ASSAULT AV. SENT.	-	-	-	-	-	-	-	-	-	-	-	-	-	-	
BURGLARY AV. SENT.	1	-	-	-	-	-	-	-	-	-	-	-	-	1	
LARCENY AND THEFT AV. SENT.	49	19 44	16 45	2 48	1 24	-	27 26	21 33	-	6 4	-	-	-	3	
EMBEZZLEMENT AV. SENT.	26	5 31	2 36	2 36	1 12	-	21 33	18 38	-	3 3	-	-	-	-	
FRAUD AV. SENT.	53	14 33	11 34	1 36	2 24	-	39 29	33 34	-	6 2	-	-	-	-	
AUTO THEFT AV. SENT.	1	-	-	-	-	-	1 36	1 36	-	-	-	-	-	-	
FORGERY, COUNTERFEIT. AV. SENT.	39	15 52	13 52	1 60	-	1 48	24 25	16 36	-	8 3	-	-	-	-	
SEX OFFENSES AV. SENT.	-	-	-	-	-	-	-	-	-	-	-	-	-	-	
MARIJUANA AV. SENT.	5	1 36	-	-	1 36	-	4 12	4 12	-	-	-	-	-	-	
NARCOTICS AV. SENT.	10	7 35	-	-	7 35	-	3 18	1 48	-	2 3	-	-	-	-	
WEAPONS AND FIREARMS AV. SENT.	30	13 30	11 28	2 42	-	-	17 24	13 31	-	4 3	-	-	-	-	
ESCAPE AV. SENT.	-	-	-	-	-	-	-	-	-	-	-	-	-	-	
OTHER GENERAL OFFENSES AV. SENT.	6	4 70	4 70	-	-	-	2 31	1 60	-	1 2	-	-	-	-	
IMMIGRATION LAWS AV. SENT.	1	1 12	1 12	-	-	-	-	-	-	-	-	-	-	-	
LIQUOR, INTERNAL REV. AV. SENT.	-	-	-	-	-	-	-	-	-	-	-	-	-	-	
SELECTIVE SERVICE ACT AV. SENT.	-	-	-	-	-	-	-	-	-	-	-	-	-	-	
OTHER SPECIAL OFFENSES AV. SENT.	25	7 41	-	-	4 36	3 48	14 29	11 36	-	3 3	-	-	-	4	

**TABLE 3  
UNITED STATES DISTRICT COURTS  
TYPE OF SENTENCE FOR CONVICTED CRIMINAL DEFENDANTS  
TWELVE MONTH PERIOD ENDED JUNE 30, 1982**

DISTRICT AND OFFENSE	TOTAL CONVICTED	TYPE OF IMPRISONMENT					TYPE OF PROBATION					SUSPENDED SENTENCE	FINE ONLY		
		TOTAL SENTENCED	ADULT			YOUTH CORRECTIONS ACT	F.J. D.A.	TOTAL	ADULT					F.J. D.A.	NO SUPERVISION
			REGULAR	IN-DETERMINATE	MIXED				IMMEDIATE	DE-LAYED	SPLIT				
OHIO SOUTHERN TOTAL AV. SENT.	272	118	103	7	3	5	-	136	95	-	41	-	-	-	8
HOMICIDE AV. SENT.	-	-	-	-	-	-	-	-	-	-	-	-	-	-	-
ROBBERY AV. SENT.	25	25	22	1	-	2	-	-	-	-	-	-	-	-	-
ASSAULT AV. SENT.	2	-	-	-	-	-	-	2	-	-	2	-	-	-	-
BURGLARY AV. SENT.	-	-	-	-	-	-	-	-	-	-	-	-	-	-	-
LARCENY AND THEFT AV. SENT.	26	12	10	2	-	-	-	14	10	-	4	-	-	-	-
EMBEZZLEMENT AV. SENT.	38	9	8	-	-	1	-	29	21	-	8	-	-	-	-
FRAUD AV. SENT.	79	25	21	1	2	1	-	50	33	-	17	-	-	-	4
AUTO THEFT AV. SENT.	12	5	3	2	-	-	-	7	7	-	-	-	-	-	-
FORGERY, COUNTERFEIT. AV. SENT.	17	8	7	-	-	1	-	9	5	-	4	-	-	-	-
SEX OFFENSES AV. SENT.	-	-	-	-	-	-	-	-	-	-	-	-	-	-	-
MARIJUANA AV. SENT.	1	-	-	-	-	-	-	1	1	-	-	-	-	-	-
NARCOTICS AV. SENT.	17	16	14	1	1	-	-	1	1	-	-	-	-	-	-
WEAPONS AND FIREARMS AV. SENT.	14	5	5	-	-	-	-	9	8	-	1	-	-	-	-
ESCAPE AV. SENT.	7	6	6	-	-	-	-	1	1	-	-	-	-	-	-
OTHER GENERAL OFFENSES AV. SENT.	5	2	2	-	-	-	-	2	2	-	-	-	-	-	1
IMMIGRATION LAWS AV. SENT.	1	1	1	-	-	-	-	-	-	-	-	-	-	-	-
LIQUOR, INTERNAL REV. AV. SENT.	-	-	-	-	-	-	-	-	-	-	-	-	-	-	-
SELECTIVE SERVICE ACT AV. SENT.	-	-	-	-	-	-	-	-	-	-	-	-	-	-	-
OTHER SPECIAL OFFENSES AV. SENT.	18	4	4	-	-	-	-	11	6	-	5	-	-	-	3

**TABLE 3  
UNITED STATES DISTRICT COURTS  
TYPE OF SENTENCE FOR CONVICTED CRIMINAL DEFENDANTS  
TWELVE MONTH PERIOD ENDED JUNE 30, 1982**

DISTRICT AND OFFENSE	TOTAL CONVICTED	TYPE OF IMPRISONMENT					TYPE OF PROBATION					SUSPENDED SENTENCE	FINE ONLY		
		TOTAL SENTENCED	ADULT			YOUTH CORRECTIONS ACT	F.J. D.A.	TOTAL	ADULT					F.J. D.A.	NO SUPERVISION
			REGULAR	IN-DETERMINATE	MIXED				IMMEDIATE	DE-LAYED	SPLIT				
TENNESSEE EASTERN TOTAL AV. SENT.	213	107	60	5	34	8	-	101	81	-	19	-	1	-	5
HOMICIDE AV. SENT.	2	2	2	-	-	-	-	-	-	-	-	-	-	-	-
ROBBERY AV. SENT.	13	12	11	1	-	-	-	1	1	-	-	-	-	-	-
ASSAULT AV. SENT.	2	2	2	-	-	-	-	-	-	-	-	-	-	-	-
BURGLARY AV. SENT.	-	-	-	-	-	-	-	-	-	-	-	-	-	-	-
LARCENY AND THEFT AV. SENT.	33	14	5	2	3	4	-	19	17	-	2	-	-	-	-
EMBEZZLEMENT AV. SENT.	16	9	2	-	4	3	-	7	4	-	3	-	-	-	-
FRAUD AV. SENT.	22	7	4	-	3	-	-	15	11	-	3	-	1	-	-
AUTO THEFT AV. SENT.	24	22	15	1	5	1	-	2	-	-	2	-	-	-	-
FORGERY, COUNTERFEIT. AV. SENT.	19	11	6	-	5	-	-	8	7	-	1	-	-	-	-
SEX OFFENSES AV. SENT.	1	1	1	-	-	-	-	-	-	-	-	-	-	-	-
MARIJUANA AV. SENT.	-	-	-	-	-	-	-	-	-	-	-	-	-	-	-
NARCOTICS AV. SENT.	-	-	-	-	-	-	-	-	-	-	-	-	-	-	-
WEAPONS AND FIREARMS AV. SENT.	23	15	7	1	7	-	-	8	5	-	3	-	-	-	-
ESCAPE AV. SENT.	2	2	2	-	-	-	-	-	-	-	-	-	-	-	-
OTHER GENERAL OFFENSES AV. SENT.	21	5	1	-	4	-	-	15	13	-	2	-	-	-	1
IMMIGRATION LAWS AV. SENT.	-	-	-	-	-	-	-	-	-	-	-	-	-	-	-
LIQUOR, INTERNAL REV. AV. SENT.	-	-	-	-	-	-	-	-	-	-	-	-	-	-	-
SELECTIVE SERVICE ACT AV. SENT.	-	-	-	-	-	-	-	-	-	-	-	-	-	-	-
OTHER SPECIAL OFFENSES AV. SENT.	35	5	2	-	3	-	-	26	23	-	3	-	-	-	4

**TABLE 3  
UNITED STATES DISTRICT COURTS  
TYPE OF SENTENCE FOR CONVICTED CRIMINAL DEFENDANTS  
TWELVE MONTH PERIOD ENDED JUNE 30, 1982**

DISTRICT AND OFFENSE	TOTAL CONVICTED	TYPE OF IMPRISONMENT						TYPE OF PROBATION					SUSPENDED SENTENCE	FINE ONLY	
		TOTAL SENTENCED	ADULT			YOUTH CORRECTIONS ACT	F.J. D.A.	TOTAL	ADULT			F.J. D.A.			NO SUPERVISION
			REGULAR	IN-DETERMINATE	MIXED				IMMEDIATE	DE-LAYED	SPLIT				
TENNESSEE MIDDLE TOTAL AV. SENT.	325	57	47	3	7	-	-	235	194	-	38	-	3	-	33
HOMICIDE AV. SENT.	-	-	-	-	-	-	-	-	-	-	-	-	-	-	-
ROBBERY AV. SENT.	-	-	-	-	-	-	-	-	-	-	-	-	-	-	-
ASSAULT AV. SENT.	2	1	1	-	-	-	-	1	1	-	-	-	-	-	-
BURGLARY AV. SENT.	-	-	-	-	-	-	-	-	-	-	-	-	-	-	-
LARCENY AND THEFT AV. SENT.	16	6	5	-	1	-	-	10	8	-	2	-	-	-	-
EMBEZZLEMENT AV. SENT.	19	1	1	-	-	-	-	18	13	-	5	-	-	-	-
FRAUD AV. SENT.	36	7	4	-	3	-	-	29	19	-	10	-	-	-	-
AUTO THEFT AV. SENT.	9	5	5	-	-	-	-	4	3	-	1	-	-	-	-
FORGERY, COUNTERFEIT. AV. SENT.	28	11	9	1	1	-	-	17	15	-	2	-	-	-	-
SEX OFFENSES AV. SENT.	1	-	-	-	-	-	-	1	-	-	-	1	-	-	-
MARIHUANA AV. SENT.	15	1	1	-	-	-	-	6	1	-	4	-	1	-	8
NARCOTICS AV. SENT.	6	3	3	-	-	-	-	3	-	-	3	-	-	-	-
WEAPONS AND FIREARMS AV. SENT.	17	9	8	-	1	-	-	8	3	-	4	-	1	-	-
ESCAPE AV. SENT.	3	3	3	-	-	-	-	-	-	-	-	-	-	-	-
OTHER GENERAL OFFENSES AV. SENT.	80	4	2	2	-	-	-	58	58	-	-	-	-	-	18
IMMIGRATION LAWS AV. SENT.	-	-	-	-	-	-	-	-	-	-	-	-	-	-	-
LIQUOR, INTERNAL REV. AV. SENT.	2	1	1	-	-	-	-	1	1	-	-	-	-	-	-
SELECTIVE SERVICE ACT AV. SENT.	-	-	-	-	-	-	-	-	-	-	-	-	-	-	-
OTHER SPECIAL OFFENSES AV. SENT.	91	5	4	-	1	-	-	79	72	-	7	-	-	-	7

**TABLE 3  
UNITED STATES DISTRICT COURTS  
TYPE OF SENTENCE FOR CONVICTED CRIMINAL DEFENDANTS  
TWELVE MONTH PERIOD ENDED JUNE 30, 1982**

DISTRICT AND OFFENSE	TOTAL CONVICTED	TYPE OF IMPRISONMENT						TYPE OF PROBATION					SUSPENDED SENTENCE	FINE ONLY	
		TOTAL SENTENCED	ADULT			YOUTH CORRECTIONS ACT	F.J. D.A.	TOTAL	ADULT			F.J. D.A.			NO SUPERVISION
			REGULAR	IN-DETERMINATE	MIXED				IMMEDIATE	DE-LAYED	SPLIT				
TENNESSEE WESTERN TOTAL AV. SENT.	433	128	94	3	28	3	-	288	238	-	38	-	12	3	14
HOMICIDE AV. SENT.	-	-	-	-	-	-	-	-	-	-	-	-	-	-	-
ROBBERY AV. SENT.	3	3	3	-	-	-	-	-	-	-	-	-	-	-	-
ASSAULT AV. SENT.	2	1	1	-	-	-	-	1	-	-	-	-	1	-	-
BURGLARY AV. SENT.	1	-	-	-	-	-	-	1	-	-	1	-	-	-	-
LARCENY AND THEFT AV. SENT.	40	6	4	-	1	1	-	34	26	-	7	-	1	-	-
EMBEZZLEMENT AV. SENT.	14	1	1	-	-	-	-	13	11	-	2	-	-	-	-
FRAUD AV. SENT.	197	27	17	1	9	-	-	167	151	-	7	-	9	-	3
AUTO THEFT AV. SENT.	5	2	2	-	-	-	-	3	1	-	2	-	-	-	-
FORGERY, COUNTERFEIT. AV. SENT.	49	23	15	-	8	-	-	26	20	-	5	-	1	-	-
SEX OFFENSES AV. SENT.	1	1	1	-	-	-	-	1	1	-	-	-	-	-	-
MARIHUANA AV. SENT.	39	21	20	-	-	1	-	17	9	-	8	-	-	-	1
NARCOTICS AV. SENT.	19	17	14	1	2	-	-	2	1	-	1	-	-	-	-
WEAPONS AND FIREARMS AV. SENT.	16	11	7	-	3	1	-	5	5	-	-	-	-	-	-
ESCAPE AV. SENT.	10	5	5	-	-	-	-	4	-	-	4	-	-	-	-
OTHER GENERAL OFFENSES AV. SENT.	4	3	3	-	-	-	-	1	1	-	-	-	-	-	-
IMMIGRATION LAWS AV. SENT.	1	1	-	-	1	-	-	1	1	-	-	-	-	-	-
LIQUOR, INTERNAL REV. AV. SENT.	-	-	-	-	-	-	-	-	-	-	-	-	-	-	-
SELECTIVE SERVICE ACT AV. SENT.	-	-	-	-	-	-	-	-	-	-	-	-	-	-	-
OTHER SPECIAL OFFENSES AV. SENT.	32	6	1	1	4	-	-	14	13	-	1	-	2	10	



**TABLE 3**  
**UNITED STATES DISTRICT COURTS**  
**TYPE OF SENTENCE FOR CONVICTED CRIMINAL DEFENDANTS**  
**TWELVE MONTH PERIOD ENDED JUNE 30, 1982.**

DISTRICT AND OFFENSE	TOTAL CONVICTED	TYPE OF IMPRISONMENT					TYPE OF PROBATION					SUSPENDED SENTENCE	FINE ONLY		
		TOTAL SENTENCED	ADULT			YOUTH CORRECTIONS ACT	F.J. D.A.	TOTAL	ADULT					F.J. D.A.	NO SUPERVISION
			REGULAR	IN-DETERMINATE	MIXED				IMMEDIATE	DE-LAYED	SPLIT				
ILLINOIS NORTHERN TOTAL	648	228	90	11	124	3	-	409	327	-	78	-	4	5	6
AV. SENT.		53	77	81	33	48	-	37	45	-	3	-	40		
HOMICIDE AV. SENT.	-	-	-	-	-	-	-	-	-	-	-	-	-	-	-
ROBBERY AV. SENT.	16	13	7	2	2	2	-	3	3	-	-	-	-	-	-
AV. SENT.		74	85	33	102	48	-	40	40	-	-	-	-	-	-
ASSAULT AV. SENT.	-	-	-	-	-	-	-	-	-	-	-	-	-	-	-
BURGLARY AV. SENT.	2	-	-	-	-	-	-	2	2	-	-	-	-	-	-
AV. SENT.		-	-	-	-	-	-	48	48	-	-	-	-	-	-
LARCENY AND THEFT AV. SENT.	116	47	17	1	29	-	-	69	54	-	15	-	-	-	-
AV. SENT.		67	129	60	31	-	-	38	47	-	4	-	-	-	-
EMBEZZLEMENT AV. SENT.	51	6	2	-	3	1	-	53	47	-	6	-	-	2	-
AV. SENT.		22	18	-	16	48	-	41	45	-	2	-	-	-	-
FRAUD AV. SENT.	201	58	19	5	34	-	-	139	106	-	32	-	1	1	3
AV. SENT.		32	32	90	25	-	-	36	46	-	2	-	18		
AUTO THEFT AV. SENT.	6	3	2	-	1	-	-	3	3	-	-	-	-	-	-
AV. SENT.		36	48	-	12	-	-	44	44	-	-	-	-	-	-
FORGERY, COUNTERFEIT. AV. SENT.	50	23	4	-	19	-	-	27	24	-	3	-	-	-	-
AV. SENT.		27	12	-	30	-	-	42	48	-	1	-	-	-	-
SEX OFFENSES AV. SENT.	-	-	-	-	-	-	-	-	-	-	-	-	-	-	-
MARIHUANA AV. SENT.	3	2	-	2	-	-	-	1	1	-	-	-	-	-	-
AV. SENT.		120	-	120	-	-	-	24	24	-	-	-	-	-	-
NARCOTICS AV. SENT.	71	35	23	1	11	-	-	36	26	-	9	-	1	-	-
AV. SENT.		73	84	84	49	-	-	39	51	-	3	-	60	-	-
WEAPONS AND FIREARMS AV. SENT.	19	5	2	-	3	-	-	14	13	-	1	-	-	-	-
AV. SENT.		24	24	-	24	-	-	52	56	-	3	-	-	-	-
ESCAPE AV. SENT.	1	-	-	-	-	-	-	1	1	-	-	-	-	-	-
AV. SENT.		-	-	-	-	-	-	48	48	-	-	-	-	-	-
OTHER GENERAL OFFENSES AV. SENT.	25	15	4	-	11	-	-	9	5	-	4	-	-	-	1
AV. SENT.		56	106	-	37	-	-	26	45	-	3	-	-	-	-
IMMIGRATION LAWS AV. SENT.	24	10	5	-	5	-	-	12	10	-	2	-	-	2	-
AV. SENT.		45	18	-	72	-	-	33	39	-	3	-	-	-	-
LIQUOR, INTERNAL REV. AV. SENT.	-	-	-	-	-	-	-	-	-	-	-	-	-	-	-
AV. SENT.		-	-	-	-	-	-	-	-	-	-	-	-	-	-
SELECTIVE SERVICE ACT AV. SENT.	-	-	-	-	-	-	-	-	-	-	-	-	-	-	-
AV. SENT.		-	-	-	-	-	-	-	-	-	-	-	-	-	-
OTHER SPECIAL OFFENSES AV. SENT.	53	11	5	-	6	-	-	40	32	-	6	-	2	-	2
AV. SENT.		98	172	-	36	-	-	28	33	-	2	-	42		

**TABLE 3**  
**UNITED STATES DISTRICT COURTS**  
**TYPE OF SENTENCE FOR CONVICTED CRIMINAL DEFENDANTS**  
**TWELVE MONTH PERIOD ENDED JUNE 30, 1982**

DISTRICT AND OFFENSE	TOTAL CONVICTED	TYPE OF IMPRISONMENT					TYPE OF PROBATION					SUSPENDED SENTENCE	FINE ONLY		
		TOTAL SENTENCED	ADULT			YOUTH CORRECTIONS ACT	F.J. D.A.	TOTAL	ADULT					F.J. D.A.	NO SUPERVISION
			REGULAR	IN-DETERMINATE	MIXED				IMMEDIATE	DE-LAYED	SPLIT				
ILLINOIS CENTRAL TOTAL	177	60	35	4	17	4	-	106	81	-	21	-	4	1	10
AV. SENT.		83	82	165	72	48	-	26	32	-	2	-	21		
HOMICIDE AV. SENT.	-	-	-	-	-	-	-	-	-	-	-	-	-	-	-
ROBBERY AV. SENT.	10	8	3	4	1	-	-	2	2	-	-	-	-	-	-
AV. SENT.		178	216	165	120	-	-	48	48	-	-	-	-	-	-
ASSAULT AV. SENT.	1	-	-	-	-	-	-	1	1	-	-	-	-	-	-
AV. SENT.		-	-	-	-	-	-	60	60	-	-	-	-	-	-
BURGLARY AV. SENT.	-	-	-	-	-	-	-	-	-	-	-	-	-	-	-
AV. SENT.		-	-	-	-	-	-	-	-	-	-	-	-	-	-
LARCENY AND THEFT AV. SENT.	12	4	4	-	-	-	-	5	4	-	1	-	-	-	3
AV. SENT.		106	106	-	-	-	-	22	27	-	3	-	-	-	-
EMBEZZLEMENT AV. SENT.	20	4	3	-	-	1	-	15	13	-	2	-	-	-	1
AV. SENT.		102	120	-	-	48	-	24	27	-	4	-	-	-	-
FRAUD AV. SENT.	49	14	5	-	7	2	-	32	19	-	11	-	2	-	3
AV. SENT.		63	55	-	74	48	-	24	35	-	2	-	36		
AUTO THEFT AV. SENT.	7	2	1	-	1	-	-	5	4	-	1	-	-	-	-
AV. SENT.		51	90	-	12	-	-	29	36	-	3	-	-	-	-
FORGERY, COUNTERFEIT. AV. SENT.	6	2	1	-	1	-	-	4	4	-	-	-	-	-	-
AV. SENT.		72	120	-	24	-	-	36	36	-	-	-	-	-	-
SEX OFFENSES AV. SENT.	-	-	-	-	-	-	-	-	-	-	-	-	-	-	-
MARIHUANA AV. SENT.	3	2	1	-	1	-	-	1	1	-	-	-	-	-	-
AV. SENT.		210	180	-	240	-	-	60	60	-	-	-	-	-	-
NARCOTICS AV. SENT.	15	8	7	-	-	1	-	7	7	-	-	-	-	-	-
AV. SENT.		73	77	-	-	48	-	35	35	-	-	-	-	-	-
WEAPONS AND FIREARMS AV. SENT.	5	2	-	-	2	-	-	3	3	-	-	-	-	-	-
AV. SENT.		54	-	-	54	-	-	32	32	-	-	-	-	-	-
ESCAPE AV. SENT.	-	-	-	-	-	-	-	-	-	-	-	-	-	-	-
AV. SENT.		-	-	-	-	-	-	-	-	-	-	-	-	-	-
OTHER GENERAL OFFENSES AV. SENT.	9	5	3	-	2	-	-	4	4	-	-	-	-	-	-
AV. SENT.		38	4	-	90	-	-	39	39	-	-	-	-	-	-
IMMIGRATION LAWS AV. SENT.	22	7	5	-	2	-	-	15	9	-	6	-	-	-	-
AV. SENT.		37	46	-	14	-	-	25	40	-	4	-	-	-	-
LIQUOR, INTERNAL REV. AV. SENT.	-	-	-	-	-	-	-	-	-	-	-	-	-	-	-
AV. SENT.		-	-	-	-	-	-	-	-	-	-	-	-	-	-
SELECTIVE SERVICE ACT AV. SENT.	-	-	-	-	-	-	-	-	-	-	-	-	-	-	-
AV. SENT.		-	-	-	-	-	-	-	-	-	-	-	-	-	-
OTHER SPECIAL OFFENSES AV. SENT.	18	2	2	-	-	-	-	12	10	-	-	-	2	1	3
AV. SENT.		6	6	-	-	-	-	14	15	-	-	-	7		

TABLE 3  
 UNITED STATES DISTRICT COURTS  
 TYPE OF SENTENCE FOR CONVICTED CRIMINAL DEFENDANTS  
 TWELVE MONTH PERIOD ENDED JUNE 30, 1982

DISTRICT AND OFFENSE	TOTAL CONVICTED	TYPE OF IMPRISONMENT						TYPE OF PROBATION					SUSPENDED SENTENCE	FINE ONLY	
		TOTAL SENTENCED	ADULT			YOUTH CORRECTIONS ACT	F.J. D.A.	TOTAL	ADULT			F.J. D.A.			NO SUPERVISION
			REGULAR	IN-DETERMINATE	MIXED				IMMEDIATE	DE-LAYED	SPLIT				
ILLINOIS SOUTHERN TOTAL AV. SENT.	106	59	53	-	4	1	1	43	30	-	12	-	1	1	3
HOMICIDE AV. SENT.	-	-	-	-	-	-	-	-	-	-	-	-	-	-	-
ROBBERY AV. SENT.	2	2	2	-	-	-	-	-	-	-	-	-	-	-	-
ASSAULT AV. SENT.	8	8	8	-	-	-	-	-	-	-	-	-	-	-	-
BURGLARY AV. SENT.	-	-	-	-	-	-	-	-	-	-	-	-	-	-	-
LARCENY AND THEFT AV. SENT.	14	6	5	-	1	-	-	8	7	-	1	-	-	-	-
EMBEZZLEMENT AV. SENT.	1	-	-	-	-	-	-	1	-	-	1	-	-	-	-
FRAUD AV. SENT.	8	2	1	-	1	-	-	5	4	-	1	-	-	-	1
AUTO THEFT AV. SENT.	3	3	3	-	-	-	-	-	-	-	-	-	-	-	-
FORGERY, COUNTERFEIT. AV. SENT.	3	2	1	-	1	-	-	1	-	-	1	-	-	-	-
SEX OFFENSES AV. SENT.	2	-	-	-	-	-	-	2	1	-	1	-	-	-	-
MARIHUANA AV. SENT.	11	7	7	-	-	-	-	4	4	-	-	-	-	-	-
NARCOTICS AV. SENT.	17	9	8	-	1	-	-	8	2	-	6	-	-	-	-
WEAPONS AND FIREARMS AV. SENT.	18	10	9	-	-	1	-	7	6	-	1	-	-	-	-
ESCAPE AV. SENT.	5	5	5	-	-	-	-	-	-	-	-	-	-	-	-
OTHER GENERAL OFFENSES AV. SENT.	5	4	3	-	-	-	1	1	1	-	-	-	-	-	-
IMMIGRATION LAWS AV. SENT.	1	1	1	-	-	-	-	1	1	-	-	-	-	-	-
LIQUOR, INTERNAL REV. AV. SENT.	1	-	-	-	-	-	-	-	-	-	-	-	-	-	1
SELECTIVE SERVICE ACT AV. SENT.	-	-	-	-	-	-	-	-	-	-	-	-	-	-	-
OTHER SPECIAL OFFENSES AV. SENT.	7	-	-	-	-	-	-	6	5	-	-	-	1	-	1
								11	12	-	-	-	6	-	-

TABLE 3  
 UNITED STATES DISTRICT COURTS  
 TYPE OF SENTENCE FOR CONVICTED CRIMINAL DEFENDANTS  
 TWELVE MONTH PERIOD ENDED JUNE 30, 1982

DISTRICT AND OFFENSE	TOTAL CONVICTED	TYPE OF IMPRISONMENT						TYPE OF PROBATION					SUSPENDED SENTENCE	FINE ONLY	
		TOTAL SENTENCED	ADULT			YOUTH CORRECTIONS ACT	F.J. D.A.	TOTAL	ADULT			F.J. D.A.			NO SUPERVISION
			REGULAR	IN-DETERMINATE	MIXED				IMMEDIATE	DE-LAYED	SPLIT				
INDIANA NORTHERN TOTAL AV. SENT.	125	67	55	2	8	2	-	54	37	-	17	-	-	1	3
HOMICIDE AV. SENT.	-	-	-	-	-	-	-	-	-	-	-	-	-	-	-
ROBBERY AV. SENT.	8	8	5	2	8	1	-	-	-	-	-	-	-	-	-
ASSAULT AV. SENT.	1	-	-	-	-	-	-	1	1	-	-	-	-	-	-
BURGLARY AV. SENT.	2	1	1	-	-	-	-	1	1	-	-	-	-	-	-
LARCENY AND THEFT AV. SENT.	12	4	3	-	1	-	-	7	6	-	1	-	-	1	-
EMBEZZLEMENT AV. SENT.	11	2	-	-	2	-	-	9	5	-	4	-	-	-	-
FRAUD AV. SENT.	24	7	5	-	2	-	-	17	28	-	4	-	-	-	-
AUTO THEFT AV. SENT.	6	6	5	-	-	1	-	23	14	-	3	-	-	-	-
FORGERY, COUNTERFEIT. AV. SENT.	8	4	2	-	2	-	-	4	3	-	1	-	-	-	-
SEX OFFENSES AV. SENT.	-	-	-	-	-	-	-	-	-	-	-	-	-	-	-
MARIHUANA AV. SENT.	1	1	1	-	-	-	-	-	-	-	-	-	-	-	-
NARCOTICS AV. SENT.	22	16	15	-	1	-	-	6	2	-	4	-	-	-	-
WEAPONS AND FIREARMS AV. SENT.	11	9	9	-	-	-	-	2	2	-	-	-	-	-	-
ESCAPE AV. SENT.	3	3	3	-	-	-	-	47	47	-	-	-	-	-	-
OTHER GENERAL OFFENSES AV. SENT.	11	4	4	-	-	-	-	5	2	-	3	-	-	-	-
IMMIGRATION LAWS AV. SENT.	-	-	-	-	-	-	-	14	30	-	3	-	-	-	2
LIQUOR, INTERNAL REV. AV. SENT.	-	-	-	-	-	-	-	-	-	-	-	-	-	-	-
SELECTIVE SERVICE ACT AV. SENT.	-	-	-	-	-	-	-	-	-	-	-	-	-	-	-
OTHER SPECIAL OFFENSES AV. SENT.	5	2	2	-	-	-	-	2	1	-	1	-	-	-	1
		30	30	-	-	-	-	12	24	-	1	-	-	-	-

**TABLE 3**  
**UNITED STATES DISTRICT COURTS**  
**TYPE OF SENTENCE FOR CONVICTED CRIMINAL DEFENDANTS**  
**TWELVE MONTH PERIOD ENDED JUNE 30, 1982**

DISTRICT AND OFFENSE	TOTAL CON-VICTED	TYPE OF IMPRISONMENT					TYPE OF PROBATION					SUS-PENDED SENTENCE	FINE ONLY		
		TOTAL SEN-TENCED	ADULT			YOUTH COR-RECTIONS ACT	F.J. D.A.	TOTAL	ADULT					F.J. D.A.	NO SUPER-VISION
			REGULAR	IN-DETER-MINATE	MIXED				IMME-DIATE	DE-LAYED	SPLIT				
INDIANA SOUTHERN TOTAL AV. SENT.	192	86 63	67 68	2 78	12 39	5 48	-	98 19	64 27	-	34 3	-	-	3	5
HOMICIDE AV. SENT.	2	2 309	2 309	-	-	-	-	-	-	-	-	-	-	-	-
ROBBERY AV. SENT.	16	15 128	12 145	1 84	-	2 48	-	1 60	1 60	-	-	-	-	-	-
ASSAULT AV. SENT.	8	5 8	5 8	-	-	-	-	3 6	2 6	-	1 6	-	-	-	-
BURGLARY AV. SENT.	1	-	-	-	-	-	-	1 30	1 30	-	-	-	-	-	-
LARCENY AND THEFT AV. SENT.	19	7 66	5 76	1 72	1 12	-	-	12 28	11 30	-	1 4	-	-	-	-
EMBEZZLEMENT AV. SENT.	14	3 7	2 4	-	1 12	-	-	11 16	8 21	-	3 2	-	-	-	-
FRAUD AV. SENT.	32	11 77	7 106	-	3 20	1 48	-	19 19	12 29	-	7 2	-	-	1	1
AUTO THEFT AV. SENT.	-	-	-	-	-	-	-	-	-	-	-	-	-	-	-
FORGERY, COUNTERFEIT. AV. SENT.	14	5 40	2 24	-	3 52	-	-	9 26	7 32	-	2 4	-	-	-	-
SEX OFFENSES AV. SENT.	-	-	-	-	-	-	-	-	-	-	-	-	-	-	-
MARIHUANA AV. SENT.	2	1 24	1 24	-	-	-	-	1 6	-	-	1 6	-	-	-	-
NARCOTICS AV. SENT.	40	16 45	12 38	-	2 84	2 48	-	24 14	12 25	-	12 4	-	-	-	-
WEAPONS AND FIREARMS AV. SENT.	6	4 31	4 31	-	-	-	-	2 42	2 42	-	-	-	-	-	-
ESCAPE AV. SENT.	11	10 8	10 8	-	-	-	-	1 6	-	-	1 6	-	-	-	-
OTHER GENERAL OFFENSES AV. SENT.	8	3 64	3 64	-	-	-	-	4 27	3 36	-	1 1	-	-	-	1
IMMIGRATION LAWS AV. SENT.	1	-	-	-	-	-	-	1 6	-	-	1 6	-	-	-	-
LIQUOR, INTERNAL REV. AV. SENT.	-	-	-	-	-	-	-	-	-	-	-	-	-	-	-
SELECTIVE SERVICE ACT AV. SENT.	-	-	-	-	-	-	-	-	-	-	-	-	-	-	-
OTHER SPECIAL OFFENSES AV. SENT.	18	4 45	2 60	-	2 30	-	-	9 11	5 19	-	4 2	-	-	-	2 3

**TABLE 3**  
**UNITED STATES DISTRICT COURTS**  
**TYPE OF SENTENCE FOR CONVICTED CRIMINAL DEFENDANTS**  
**TWELVE MONTH PERIOD ENDED JUNE 30, 1982**

DISTRICT AND OFFENSE	TOTAL CON-VICTED	TYPE OF IMPRISONMENT					TYPE OF PROBATION					SUS-PENDED SENTENCE	FINE ONLY		
		TOTAL SEN-TENCED	ADULT			YOUTH COR-RECTIONS ACT	F.J. D.A.	TOTAL	ADULT					F.J. D.A.	NO SUPER-VISION
			REGULAR	IN-DETER-MINATE	MIXED				IMME-DIATE	DE-LAYED	SPLIT				
WISCONSIN EASTERN TOTAL AV. SENT.	168	76 58	73 59	-	3 44	-	-	89 19	67 25	-	22 2	-	-	-	3
HOMICIDE AV. SENT.	1	1 72	1 72	-	-	-	-	-	-	-	-	-	-	-	-
ROBBERY AV. SENT.	3	3 52	3 52	-	-	-	-	-	-	-	-	-	-	-	-
ASSAULT AV. SENT.	4	2 54	2 54	-	-	-	-	2 19	1 36	-	1 3	-	-	-	-
BURGLARY AV. SENT.	-	-	-	-	-	-	-	-	-	-	-	-	-	-	-
LARCENY AND THEFT AV. SENT.	9	7 35	7 35	-	-	-	-	2 19	1 36	-	1 3	-	-	-	-
EMBEZZLEMENT AV. SENT.	25	4 15	4 15	-	-	-	-	21 20	17 24	-	4 2	-	-	-	-
FRAUD AV. SENT.	42	16 41	16 41	-	-	-	-	26 21	19 28	-	7 2	-	-	-	-
AUTO THEFT AV. SENT.	1	-	-	-	-	-	-	1 48	1 48	-	-	-	-	-	-
FORGERY, COUNTERFEIT. AV. SENT.	8	2 30	1 48	-	1 12	-	-	6 9	2 24	-	4 2	-	-	-	-
SEX OFFENSES AV. SENT.	2	2 154	2 154	-	-	-	-	-	-	-	-	-	-	-	-
MARIHUANA AV. SENT.	7	5 44	5 44	-	-	-	-	2 33	2 33	-	-	-	-	-	-
NARCOTICS AV. SENT.	24	16 104	14 110	-	2 60	-	-	8 15	5 21	-	3 4	-	-	-	-
WEAPONS AND FIREARMS AV. SENT.	13	9 34	9 34	-	-	-	-	3 28	3 28	-	-	-	-	-	1
ESCAPE AV. SENT.	2	2 18	2 18	-	-	-	-	-	-	-	-	-	-	-	-
OTHER GENERAL OFFENSES AV. SENT.	7	6 80	6 80	-	-	-	-	1 1	-	-	1 1	-	-	-	-
IMMIGRATION LAWS AV. SENT.	-	-	-	-	-	-	-	-	-	-	-	-	-	-	-
LIQUOR, INTERNAL REV. AV. SENT.	-	-	-	-	-	-	-	-	-	-	-	-	-	-	-
SELECTIVE SERVICE ACT AV. SENT.	-	-	-	-	-	-	-	-	-	-	-	-	-	-	-
OTHER SPECIAL OFFENSES AV. SENT.	20	1 60	1 60	-	-	-	-	17 19	16 21	-	1 2	-	-	-	2

**TABLE 3  
UNITED STATES DISTRICT COURTS  
TYPE OF SENTENCE FOR CONVICTED CRIMINAL DEFENDANTS  
TWELVE MONTH PERIOD ENDED JUNE 30, 1982**

DISTRICT AND OFFENSE	TOTAL CON-VICTED	TYPE OF IMPRISONMENT					TYPE OF PROBATION					SUS-PENDED SENTENCE	FINE ONLY		
		TOTAL SEN-TENCED	ADULT			YOUTH COR-RECTIONS ACT	F.J. D.A.	TOTAL	ADULT					F.J. D.A.	NO SUPER-VISION
			REGULAR	IN-DETER-MINATE	MIXED				IMME-DIATE	DE-LAYED	SPLIT				
WISCONSIN WESTERN TOTAL AV. SENT.	57	32 29	17 19	9 45	6 33	-	24 27	16 40	-	8 2	-	-	-	1	
HOMICIDE AV. SENT.	-	-	-	-	-	-	-	-	-	-	-	-	-	-	
ROBBERY AV. SENT.	-	-	-	-	-	-	-	-	-	-	-	-	-	-	
ASSAULT AV. SENT.	3	3 32	1 24	2 36	-	-	-	-	-	-	-	-	-	-	
BURGLARY AV. SENT.	-	-	-	-	-	-	-	-	-	-	-	-	-	-	
LARCENY AND THEFT AV. SENT.	4	3 32	1 24	1 24	1 48	-	1 240	1 240	-	-	-	-	-	-	
EMBEZZLEMENT AV. SENT.	13	3 44	- 60	1 36	2 36	-	10 21	8 26	-	2 1	-	-	-	-	
FRAUD AV. SENT.	16	6 20	1 12	3 28	2 12	-	10 17	6 27	-	4 2	-	-	-	-	
AUTO THEFT AV. SENT.	5	4 21	4 21	-	-	-	1 36	1 36	-	-	-	-	-	-	
FORGERY, COUNTERFEIT. AV. SENT.	2	2 24	2 24	-	-	-	-	-	-	-	-	-	-	-	
SEX OFFENSES AV. SENT.	1	1 108	- 108	1	-	-	-	-	-	-	-	-	-	-	
MARIJUANA AV. SENT.	-	-	-	-	-	-	-	-	-	-	-	-	-	-	
NARCOTICS AV. SENT.	-	-	-	-	-	-	-	-	-	-	-	-	-	-	
WEAPONS AND FIREARMS AV. SENT.	2	2 3	2 3	-	-	-	-	-	-	-	-	-	-	-	
ESCAPE AV. SENT.	3	3 16	3 16	-	-	-	-	-	-	-	-	-	-	-	
OTHER GENERAL OFFENSES AV. SENT.	3	3 42	2 36	-	1 54	-	-	-	-	-	-	-	-	-	
IMMIGRATION LAWS AV. SENT.	-	-	-	-	-	-	-	-	-	-	-	-	-	-	
LIQUOR, INTERNAL REV. AV. SENT.	-	-	-	-	-	-	-	-	-	-	-	-	-	-	
SELECTIVE SERVICE ACT AV. SENT.	-	-	-	-	-	-	-	-	-	-	-	-	-	-	
OTHER SPECIAL OFFENSES AV. SENT.	5	2 36	1 12	1 60	-	-	2 1	-	-	2 1	-	-	-	1	

**TABLE 3  
UNITED STATES DISTRICT COURTS  
TYPE OF SENTENCE FOR CONVICTED CRIMINAL DEFENDANTS  
TWELVE MONTH PERIOD ENDED JUNE 30, 1982**

DISTRICT AND OFFENSE	TOTAL CON-VICTED	TYPE OF IMPRISONMENT					TYPE OF PROBATION					SUS-PENDED SENTENCE	FINE ONLY		
		TOTAL SEN-TENCED	ADULT			YOUTH COR-RECTIONS ACT	F.J. D.A.	TOTAL	ADULT					F.J. D.A.	NO SUPER-VISION
			REGULAR	IN-DETER-MINATE	MIXED				IMME-DIATE	DE-LAYED	SPLIT				
ARKANSAS EASTERN TOTAL AV. SENT.	206	93 46	73 50	- -	16 26	4 48	-	110 22	72 32	-	33 2	-	5 9	-	3
HOMICIDE AV. SENT.	-	-	-	-	-	-	-	-	-	-	-	-	-	-	-
ROBBERY AV. SENT.	8	7 163	7 163	-	-	-	-	1 48	1 48	-	-	-	-	-	-
ASSAULT AV. SENT.	2	-	-	-	-	-	-	1 24	1 24	-	-	-	-	-	1
BURGLARY AV. SENT.	11	11 40	7 42	-	2 30	2 48	-	-	-	-	-	-	-	-	-
LARCENY AND THEFT AV. SENT.	23	8 38	6 41	-	1 12	1 48	-	15 23	10 33	-	5 2	-	-	-	-
EMBEZZLEMENT AV. SENT.	21	1 24	1 24	-	-	-	-	20 27	15 35	-	5 2	-	-	-	-
FRAUD AV. SENT.	42	6 27	4 33	-	2 15	-	-	36 22	24 32	-	12 2	-	-	-	-
AUTO THEFT AV. SENT.	6	5 27	5 27	-	-	-	-	1 2	-	-	1 2	-	-	-	-
FORGERY, COUNTERFEIT. AV. SENT.	14	10 36	7 42	-	3 22	-	-	4 31	3 40	-	1 6	-	-	-	-
SEX OFFENSES AV. SENT.	-	-	-	-	-	-	-	-	-	-	-	-	-	-	-
MARIJUANA AV. SENT.	13	12 46	9 50	-	3 36	-	-	1 6	-	-	1 6	-	-	-	-
NARCOTICS AV. SENT.	12	10 38	6 40	-	3 32	1 48	-	2 27	1 48	-	1 6	-	-	-	-
WEAPONS AND FIREARMS AV. SENT.	17	12 31	10 32	-	2 27	-	-	5 19	2 42	-	3 4	-	-	-	-
ESCAPE AV. SENT.	5	4 22	4 22	-	-	-	-	1 18	1 18	-	-	-	-	-	-
OTHER GENERAL OFFENSES AV. SENT.	6	5 52	5 52	-	-	-	-	1 36	1 36	-	-	-	-	-	-
IMMIGRATION LAWS AV. SENT.	-	-	-	-	-	-	-	-	-	-	-	-	-	-	-
LIQUOR, INTERNAL REV. AV. SENT.	-	-	-	-	-	-	-	-	-	-	-	-	-	-	-
SELECTIVE SERVICE ACT AV. SENT.	-	-	-	-	-	-	-	-	-	-	-	-	-	-	-
OTHER SPECIAL OFFENSES AV. SENT.	26	2 21	2 21	-	-	-	-	22 16	13 23	-	4 2	-	5 9	-	2

**TABLE 3  
UNITED STATES DISTRICT COURTS  
TYPE OF SENTENCE FOR CONVICTED CRIMINAL DEFENDANTS  
TWELVE MONTH PERIOD ENDED JUNE 30, 1982**

DISTRICT AND OFFENSE	TOTAL CON-VICTED	TYPE OF IMPRISONMENT					TYPE OF PROBATION					SUS-PENDED SENTENCE	FINE ONLY		
		TOTAL SEN-TENCED	ADULT			YOUTH COR-RECTIONS ACT	F.J. D.A.	TOTAL	ADULT					F.J. D.A.	NO SUPER-VISION
			REGULAR	IN-DETER-MINATE	MIXED				IMME-DIATE	DE-LAYED	SPLIT				
ARKANSAS WESTERN TOTAL AV. SENT.	79	38 40	37 40	- -	1 72	- -	35 18	26 23	- -	9 4	- -	- -	- -	6	
HOMICIDE AV. SENT.	2	2 48	2 48	- -	- -	- -	- -	- -	- -	- -	- -	- -	- -	- -	
ROBBERY AV. SENT.	7	6 182	5 204	- -	1 72	- -	1 6	- -	- -	1 6	- -	- -	- -	- -	
ASSAULT AV. SENT.	5	4 12	4 12	- -	- -	- -	1 12	1 12	- -	- -	- -	- -	- -	- -	
BURGLARY AV. SENT.	-	-	-	-	-	-	-	-	-	-	-	-	-	-	
LARCENY AND THEFT AV. SENT.	12	7 1	7 1	- -	- -	- -	4 24	3 30	- -	1 6	- -	- -	- -	1	
EMBEZZLEMENT AV. SENT.	6	1 15	1 15	- -	- -	- -	5 13	2 30	- -	3 3	- -	- -	- -	- -	
FRAUD AV. SENT.	9	1 60	1 60	- -	- -	- -	8 27	8 27	- -	- -	- -	- -	- -	- -	
AUTO THEFT AV. SENT.	3	1 30	1 30	- -	- -	- -	2 36	2 36	- -	- -	- -	- -	- -	- -	
FORGERY, COUNTERFEIT. AV. SENT.	1	-	-	-	-	-	1 3	- -	- -	1 3	- -	- -	- -	- -	
SEX OFFENSES AV. SENT.	1	1 3	1 3	- -	- -	- -	- -	- -	- -	- -	- -	- -	- -	- -	
MARIHUANA AV. SENT.	2	2 16	2 16	- -	- -	- -	- -	- -	- -	- -	- -	- -	- -	- -	
NARCOTICS AV. SENT.	4	1 48	1 48	- -	- -	- -	3 16	1 36	- -	2 6	- -	- -	- -	- -	
WEAPONS AND FIREARMS AV. SENT.	3	2 21	2 21	- -	- -	- -	1 6	- -	- -	1 6	- -	- -	- -	- -	
ESCAPE AV. SENT.	-	-	-	-	-	-	-	-	-	-	-	-	-	-	
OTHER GENERAL OFFENSES AV. SENT.	10	5 13	5 13	- -	- -	- -	2 30	2 30	- -	- -	- -	- -	- -	3	
IMMIGRATION LAWS AV. SENT.	-	-	-	-	-	-	-	-	-	-	-	-	-	-	
LIQUOR, INTERNAL REV. AV. SENT.	-	-	-	-	-	-	-	-	-	-	-	-	-	-	
SELECTIVE SERVICE ACT AV. SENT.	-	-	-	-	-	-	-	-	-	-	-	-	-	-	
OTHER SPECIAL OFFENSES AV. SENT.	14	5 1	5 1	- -	- -	- -	7 9	7 9	- -	- -	- -	- -	- -	2	

**TABLE 3  
UNITED STATES DISTRICT COURTS  
TYPE OF SENTENCE FOR CONVICTED CRIMINAL DEFENDANTS  
TWELVE MONTH PERIOD ENDED JUNE 30, 1982**

DISTRICT AND OFFENSE	TOTAL CON-VICTED	TYPE OF IMPRISONMENT					TYPE OF PROBATION					SUS-PENDED SENTENCE	FINE ONLY		
		TOTAL SEN-TENCED	ADULT			YOUTH COR-RECTIONS ACT	F.J. D.A.	TOTAL	ADULT					F.J. D.A.	NO SUPER-VISION
			REGULAR	IN-DETER-MINATE	MIXED				IMME-DIATE	DE-LAYED	SPLIT				
IOHA NORTHERN TOTAL AV. SENT.	87	24 84	16 97	3 76	- -	5 48	- -	53 20	29 33	- -	24 3	- -	- -	10	
HOMICIDE AV. SENT.	-	-	-	-	-	-	-	-	-	-	-	-	-	-	
ROBBERY AV. SENT.	5	4 90	2 132	- -	2 48	- -	1 60	1 60	- -	- -	- -	- -	- -	- -	
ASSAULT AV. SENT.	3	1 120	1 120	- -	- -	- -	2 24	2 24	- -	- -	- -	- -	- -	- -	
BURGLARY AV. SENT.	-	-	-	-	-	-	-	-	-	-	-	-	-	-	
LARCENY AND THEFT AV. SENT.	7	-	-	-	-	-	6 22	4 33	- -	2 2	- -	- -	- -	1	
EMBEZZLEMENT AV. SENT.	2	-	-	-	-	-	2 42	2 42	- -	- -	- -	- -	- -	- -	
FRAUD AV. SENT.	21	3 65	3 65	- -	- -	- -	13 21	9 28	- -	4 4	- -	- -	- -	5	
AUTO THEFT AV. SENT.	4	3 36	2 30	- -	1 48	- -	1 6	- -	1 6	- -	- -	- -	- -	- -	
FORGERY, COUNTERFEIT. AV. SENT.	6	2 66	1 72	1 60	- -	- -	4 23	2 42	- -	2 5	- -	- -	- -	- -	
SEX OFFENSES AV. SENT.	1	1 120	1 120	- -	- -	- -	- -	- -	- -	- -	- -	- -	- -	- -	
MARIHUANA AV. SENT.	2	-	-	-	-	-	2 12	1 24	- -	1 1	- -	- -	- -	- -	
NARCOTICS AV. SENT.	21	5 45	4 45	- -	1 48	- -	16 12	4 36	- -	12 4	- -	- -	- -	- -	
WEAPONS AND FIREARMS AV. SENT.	1	-	-	-	-	-	1 4	- -	- -	1 4	- -	- -	- -	- -	
ESCAPE AV. SENT.	-	-	-	-	-	-	-	-	-	-	-	-	-	-	
OTHER GENERAL OFFENSES AV. SENT.	9	4 180	2 276	2 84	- -	- -	4 36	4 36	- -	- -	- -	- -	- -	1	
IMMIGRATION LAWS AV. SENT.	1	1 48	- -	- -	1 48	- -	- -	- -	- -	- -	- -	- -	- -	- -	
LIQUOR, INTERNAL REV. AV. SENT.	-	-	-	-	-	-	-	-	-	-	-	-	-	-	
SELECTIVE SERVICE ACT AV. SENT.	-	-	-	-	-	-	-	-	-	-	-	-	-	-	
OTHER SPECIAL OFFENSES AV. SENT.	4	-	-	-	-	-	1 1	- -	- -	1 1	- -	- -	- -	3	



**TABLE 3**  
**UNITED STATES DISTRICT COURTS**  
**TYPE OF SENTENCE FOR CONVICTED CRIMINAL DEFENDANTS**  
**TWELVE MONTH PERIOD ENDED JUNE 30, 1982**

DISTRICT AND OFFENSE	TOTAL CON-VICTED	TYPE OF IMPRISONMENT					TYPE OF PROBATION					SUS-PENDED SENTENCE	FINE ONLY		
		TOTAL SENTENCED	ADULT			YOUTH COR-RECTIONS ACT	F.J. D.A.	TOTAL	ADULT					F.J. D.A.	NO SUPER-VISION
			REGULAR	IN-DETER-MINATE	MIXED				IMME-DIATE	DE-LAYED	SPLIT				
IOWA SOUTHERN TOTAL AV. SENT.	87	46	37	2	7	-	38	26	-	12	-	-	1	2	
HOMICIDE AV. SENT.	-	-	-	-	-	-	-	-	-	-	-	-	-	-	
ROBBERY AV. SENT.	4	4	4	-	-	-	-	-	-	-	-	-	-	-	
ASSAULT AV. SENT.	1	1	1	-	-	-	-	-	-	-	-	-	-	-	
BURGLARY AV. SENT.	-	-	-	-	-	-	-	-	-	-	-	-	-	-	
LARCENY AND THEFT AV. SENT.	10	5	4	1	-	-	5	3	-	2	-	-	-	-	
EMBEZZLEMENT AV. SENT.	10	1	1	-	-	-	9	4	-	5	-	-	-	-	
FRAUD AV. SENT.	11	6	5	1	-	-	4	3	-	1	-	-	1	-	
AUTO THEFT AV. SENT.	-	-	-	-	-	-	-	-	-	-	-	-	-	-	
FORGERY, COUNTERFEIT. AV. SENT.	8	5	5	-	-	-	3	3	-	-	-	-	-	-	
SEX OFFENSES AV. SENT.	-	-	-	-	-	-	-	-	-	-	-	-	-	-	
MARIHUANA AV. SENT.	2	1	1	-	-	-	1	1	-	-	-	-	-	-	
NARCOTICS AV. SENT.	22	17	12	-	5	-	5	3	-	2	-	-	-	-	
WEAPONS AND FIREARMS AV. SENT.	7	2	1	-	1	-	5	4	-	1	-	-	-	-	
ESCAPE AV. SENT.	2	2	2	-	-	-	-	-	-	-	-	-	-	-	
OTHER GENERAL OFFENSES AV. SENT.	1	-	-	-	-	-	1	1	-	-	-	-	-	-	
IMMIGRATION LAWS AV. SENT.	3	2	1	-	1	-	1	-	-	1	-	-	-	-	
LIQUOR, INTERNAL REV. AV. SENT.	-	-	-	-	-	-	-	-	-	-	-	-	-	-	
SELECTIVE SERVICE ACT AV. SENT.	-	-	-	-	-	-	-	-	-	-	-	-	-	-	
OTHER SPECIAL OFFENSES AV. SENT.	6	-	-	-	-	-	4	4	-	-	-	-	-	2	

**TABLE 3**  
**UNITED STATES DISTRICT COURTS**  
**TYPE OF SENTENCE FOR CONVICTED CRIMINAL DEFENDANTS**  
**TWELVE MONTH PERIOD ENDED JUNE 30, 1982**

DISTRICT AND OFFENSE	TOTAL CON-VICTED	TYPE OF IMPRISONMENT					TYPE OF PROBATION					SUS-PENDED SENTENCE	FINE ONLY		
		TOTAL SENTENCED	ADULT			YOUTH COR-RECTIONS ACT	F.J. D.A.	TOTAL	ADULT					F.J. D.A.	NO SUPER-VISION
			REGULAR	IN-DETER-MINATE	MIXED				IMME-DIATE	DE-LAYED	SPLIT				
MINNESOTA TOTAL AV. SENT.	262	156	154	1	1	-	100	67	-	33	-	-	3	3	
HOMICIDE AV. SENT.	2	2	2	-	-	-	-	-	-	-	-	-	-	-	
ROBBERY AV. SENT.	40	37	35	1	1	-	3	2	-	1	-	-	-	-	
ASSAULT AV. SENT.	5	5	5	-	-	-	-	-	-	-	-	-	-	-	
BURGLARY AV. SENT.	-	-	-	-	-	-	-	-	-	-	-	-	-	-	
LARCENY AND THEFT AV. SENT.	11	6	6	-	-	-	5	4	-	1	-	-	-	-	
EMBEZZLEMENT AV. SENT.	25	5	5	-	-	-	20	17	-	3	-	-	-	-	
FRAUD AV. SENT.	36	11	11	-	-	-	23	16	-	7	-	-	1	1	
AUTO THEFT AV. SENT.	2	2	2	-	-	-	-	-	-	-	-	-	-	-	
FORGERY, COUNTERFEIT. AV. SENT.	13	6	6	-	-	-	6	5	-	1	-	-	1	-	
SEX OFFENSES AV. SENT.	3	3	3	-	-	-	-	-	-	-	-	-	-	-	
MARIHUANA AV. SENT.	7	4	4	-	-	-	3	3	-	-	-	-	-	-	
NARCOTICS AV. SENT.	67	49	49	-	-	-	18	9	-	9	-	-	-	-	
WEAPONS AND FIREARMS AV. SENT.	27	16	16	-	-	-	11	6	-	5	-	-	-	-	
ESCAPE AV. SENT.	2	1	1	-	-	-	-	-	-	-	-	-	1	-	
OTHER GENERAL OFFENSES AV. SENT.	8	4	4	-	-	-	4	2	-	2	-	-	-	-	
IMMIGRATION LAWS AV. SENT.	2	1	1	-	-	-	1	1	-	-	-	-	-	-	
LIQUOR, INTERNAL REV. AV. SENT.	-	-	-	-	-	-	-	-	-	-	-	-	-	-	
SELECTIVE SERVICE ACT AV. SENT.	-	-	-	-	-	-	-	-	-	-	-	-	-	-	
OTHER SPECIAL OFFENSES AV. SENT.	12	4	4	-	-	-	6	2	-	4	-	-	-	2	

**TABLE 3**  
**UNITED STATES DISTRICT COURTS**  
**TYPE OF SENTENCE FOR CONVICTED CRIMINAL DEFENDANTS**  
**TWELVE MONTH PERIOD ENDED JUNE 30, 1982**

DISTRICT AND OFFENSE	TOTAL CON-VICTED	TYPE OF IMPRISONMENT					TYPE OF PROBATION					SUS-PENDED SENTENCE	FINE ONLY		
		TOTAL SENTENCED	ADULT			YOUTH COR-RECTIONS ACT	F.J. D.A.	TOTAL	ADULT					F.J. D.A.	NO SUPER-VISION
			REGULAR	IN-DETER-MINATE	MIXED				IMME-DIATE	DE-LAYED	SPLIT				
MISSOURI EASTERN TOTAL AV. SENT.	269	160	125	-	25	10	-	103	70	-	33	-	-	-	6
HOMICIDE AV. SENT.	-	-	-	-	-	-	-	-	-	-	-	-	-	-	-
ROBBERY AV. SENT.	18	15	13	-	-	2	-	3	3	-	-	-	-	-	-
ASSAULT AV. SENT.	2	-	-	-	-	-	-	2	2	-	-	-	-	-	-
BURGLARY AV. SENT.	2	2	1	-	-	1	-	-	-	-	-	-	-	-	-
LARCENY AND THEFT AV. SENT.	32	24	21	-	2	1	-	8	4	-	4	-	-	-	-
EMBEZZLEMENT AV. SENT.	19	2	2	-	-	-	-	17	14	-	3	-	-	-	-
FRAUD AV. SENT.	23	6	2	-	4	-	-	14	6	-	8	-	-	-	3
AUTO THEFT AV. SENT.	4	3	2	-	1	-	-	1	1	-	-	-	-	-	-
FORGERY, COUNTERFEIT. AV. SENT.	42	27	23	-	3	1	-	15	10	-	5	-	-	-	-
SEX OFFENSES AV. SENT.	-	-	-	-	-	-	-	-	-	-	-	-	-	-	-
MARIHUANA AV. SENT.	16	14	11	-	3	-	-	2	1	-	1	-	-	-	-
NARCOTICS AV. SENT.	54	39	23	-	11	5	-	15	12	-	3	-	-	-	-
WEAPONS AND FIREARMS AV. SENT.	17	12	12	-	-	-	-	5	5	-	-	-	-	-	-
ESCAPE AV. SENT.	7	5	4	-	1	-	-	2	1	-	1	-	-	-	-
OTHER GENERAL OFFENSES AV. SENT.	5	3	3	-	-	-	-	1	1	-	-	-	-	-	1
IMMIGRATION LAWS AV. SENT.	1	1	1	-	-	-	-	-	-	-	-	-	-	-	-
LIQUOR, INTERNAL REV. AV. SENT.	-	-	-	-	-	-	-	-	-	-	-	-	-	-	-
SELECTIVE SERVICE ACT AV. SENT.	-	-	-	-	-	-	-	-	-	-	-	-	-	-	-
OTHER SPECIAL OFFENSES AV. SENT.	27	7	7	-	-	-	-	18	10	-	8	-	-	-	2

**TABLE 3**  
**UNITED STATES DISTRICT COURTS**  
**TYPE OF SENTENCE FOR CONVICTED CRIMINAL DEFENDANTS**  
**TWELVE MONTH PERIOD ENDED JUNE 30, 1982**

DISTRICT AND OFFENSE	TOTAL CON-VICTED	TYPE OF IMPRISONMENT					TYPE OF PROBATION					SUS-PENDED SENTENCE	FINE ONLY		
		TOTAL SENTENCED	ADULT			YOUTH COR-RECTIONS ACT	F.J. D.A.	TOTAL	ADULT					F.J. D.A.	NO SUPER-VISION
			REGULAR	IN-DETER-MINATE	MIXED				IMME-DIATE	DE-LAYED	SPLIT				
MISSOURI WESTERN TOTAL AV. SENT.	458	113	65	18	24	6	-	331	177	-	88	-	66	-	14
HOMICIDE AV. SENT.	-	-	-	-	-	-	-	-	-	-	-	-	-	-	-
ROBBERY AV. SENT.	20	16	9	3	4	2	-	2	-	-	2	-	-	-	-
ASSAULT AV. SENT.	3	2	2	-	-	-	-	1	1	-	-	-	-	-	-
BURGLARY AV. SENT.	-	-	-	-	-	-	-	-	-	-	-	-	-	-	-
LARCENY AND THEFT AV. SENT.	15	6	2	-	3	1	-	8	4	-	4	-	-	-	1
EMBEZZLEMENT AV. SENT.	19	1	1	-	-	-	-	18	14	-	4	-	-	-	-
FRAUD AV. SENT.	49	22	6	3	13	-	-	27	12	-	15	-	-	-	-
AUTO THEFT AV. SENT.	4	3	-	2	1	-	-	1	-	-	1	-	-	-	-
FORGERY, COUNTERFEIT. AV. SENT.	11	5	5	-	-	-	-	6	4	-	2	-	-	-	-
SEX OFFENSES AV. SENT.	1	1	1	-	-	-	-	-	-	-	-	-	-	-	-
MARIHUANA AV. SENT.	13	6	5	1	-	-	-	7	4	-	3	-	-	-	-
NARCOTICS AV. SENT.	25	18	12	4	1	1	-	7	5	-	2	-	-	-	-
WEAPONS AND FIREARMS AV. SENT.	20	11	8	-	1	2	-	9	6	-	3	-	-	-	-
ESCAPE AV. SENT.	9	8	7	1	-	-	-	1	-	-	1	-	-	-	-
OTHER GENERAL OFFENSES AV. SENT.	226	2	1	-	1	-	-	211	115	-	30	-	65	-	13
IMMIGRATION LAWS AV. SENT.	-	-	-	-	-	-	-	-	-	-	-	-	-	-	-
LIQUOR, INTERNAL REV. AV. SENT.	-	-	-	-	-	-	-	-	-	-	-	-	-	-	-
SELECTIVE SERVICE ACT AV. SENT.	-	-	-	-	-	-	-	-	-	-	-	-	-	-	-
OTHER SPECIAL OFFENSES AV. SENT.	43	10	6	4	-	-	-	33	12	-	21	-	-	-	-

**TABLE 3  
UNITED STATES DISTRICT COURTS  
TYPE OF SENTENCE FOR CONVICTED CRIMINAL DEFENDANTS  
TWELVE MONTH PERIOD ENDED JUNE 30, 1982**

DISTRICT AND OFFENSE	TOTAL CON-VICTED	TYPE OF IMPRISONMENT					TYPE OF PROBATION					SUS-PENDED SENTENCE	FINE ONLY		
		TOTAL SEN-TENCED	ADULT			YOUTH COR-RECTIONS ACT	F.J. D.A.	TOTAL	ADULT					F.J. D.A.	NO SUPER-VISION
			REGULAR	IN-DETER-MINATE	MIXED				IMME-DIATE	DE-LAYED	SPLIT				
NEBRASKA TOTAL AV. SENT.	112	41	37	1	1	2	-	60	44	-	16	-	-	-	11
HOMICIDE AV. SENT.	2	2	-	-	-	2	-	-	-	-	-	-	-	-	-
ROBBERY AV. SENT.	6	6	6	-	-	-	-	-	-	-	-	-	-	-	-
ASSAULT AV. SENT.	-	-	-	-	-	-	-	-	-	-	-	-	-	-	-
BURGLARY AV. SENT.	-	-	-	-	-	-	-	-	-	-	-	-	-	-	-
LARCENY AND THEFT AV. SENT.	12	6	6	-	-	-	-	6	5	-	1	-	-	-	-
EMBEZZLEMENT AV. SENT.	4	-	-	-	-	-	-	4	3	-	1	-	-	-	-
FRAUD AV. SENT.	21	6	5	-	1	-	-	13	7	-	6	-	-	-	2
AUTO THEFT AV. SENT.	-	-	-	-	-	-	-	-	-	-	-	-	-	-	-
FORGERY, COUNTERFEIT. AV. SENT.	11	5	5	-	-	-	-	6	4	-	2	-	-	-	-
SEX OFFENSES AV. SENT.	-	-	-	-	-	-	-	-	-	-	-	-	-	-	-
MARIHUANA AV. SENT.	-	-	-	-	-	-	-	-	-	-	-	-	-	-	-
NARCOTICS AV. SENT.	15	11	11	-	-	-	-	4	4	-	-	-	-	-	-
WEAPONS AND FIREARMS AV. SENT.	3	1	1	-	-	-	-	2	2	-	-	-	-	-	-
ESCAPE AV. SENT.	-	-	-	-	-	-	-	-	-	-	-	-	-	-	-
OTHER GENERAL OFFENSES AV. SENT.	1	1	-	1	-	-	-	-	-	-	-	-	-	-	-
IMMIGRATION LAWS AV. SENT.	2	2	2	-	-	-	-	-	-	-	-	-	-	-	-
LIQUOR, INTERNAL REV. AV. SENT.	-	-	-	-	-	-	-	-	-	-	-	-	-	-	-
SELECTIVE SERVICE ACT AV. SENT.	-	-	-	-	-	-	-	-	-	-	-	-	-	-	-
OTHER SPECIAL OFFENSES AV. SENT.	35	1	1	-	-	-	-	25	19	-	6	-	-	-	9
		4	4	-	-	-	-	35	46	-	2	-	-	-	

**TABLE 3  
UNITED STATES DISTRICT COURTS  
TYPE OF SENTENCE FOR CONVICTED CRIMINAL DEFENDANTS  
TWELVE MONTH PERIOD ENDED JUNE 30, 1982**

DISTRICT AND OFFENSE	TOTAL CON-VICTED	TYPE OF IMPRISONMENT					TYPE OF PROBATION					SUS-PENDED SENTENCE	FINE ONLY		
		TOTAL SEN-TENCED	ADULT			YOUTH COR-RECTIONS ACT	F.J. D.A.	TOTAL	ADULT					F.J. D.A.	NO SUPER-VISION
			REGULAR	IN-DETER-MINATE	MIXED				IMME-DIATE	DE-LAYED	SPLIT				
NORTH DAKOTA TOTAL AV. SENT.	112	44	28	8	3	1	4	67	33	-	32	1	1	-	1
HOMICIDE AV. SENT.	4	3	3	-	-	-	-	1	1	-	-	-	-	-	-
ROBBERY AV. SENT.	-	-	-	-	-	-	-	-	-	-	-	-	-	-	-
ASSAULT AV. SENT.	8	3	2	-	-	-	1	5	-	-	5	-	-	-	-
BURGLARY AV. SENT.	10	6	3	-	1	1	1	4	2	-	1	1	-	-	-
LARCENY AND THEFT AV. SENT.	15	1	1	-	-	-	-	14	6	-	8	-	-	-	-
EMBEZZLEMENT AV. SENT.	4	-	-	-	-	-	-	4	3	-	1	-	-	-	-
FRAUD AV. SENT.	22	6	6	-	-	-	-	15	10	-	5	-	-	-	1
AUTO THEFT AV. SENT.	-	-	-	-	-	-	-	-	-	-	-	-	-	-	-
FORGERY, COUNTERFEIT. AV. SENT.	5	1	-	-	1	-	-	4	4	-	-	-	-	-	-
SEX OFFENSES AV. SENT.	6	5	2	1	-	-	2	1	1	-	-	-	-	-	-
MARIHUANA AV. SENT.	7	2	2	-	-	-	-	5	1	-	4	-	-	-	-
NARCOTICS AV. SENT.	22	15	8	7	-	-	-	7	3	-	4	-	-	-	-
WEAPONS AND FIREARMS AV. SENT.	4	1	-	-	1	-	-	3	1	-	2	-	-	-	-
ESCAPE AV. SENT.	1	1	1	-	-	-	-	-	-	-	-	-	-	-	-
OTHER GENERAL OFFENSES AV. SENT.	-	-	-	-	-	-	-	-	-	-	-	-	-	-	-
IMMIGRATION LAWS AV. SENT.	-	-	-	-	-	-	-	-	-	-	-	-	-	-	-
LIQUOR, INTERNAL REV. AV. SENT.	-	-	-	-	-	-	-	-	-	-	-	-	-	-	-
SELECTIVE SERVICE ACT AV. SENT.	-	-	-	-	-	-	-	-	-	-	-	-	-	-	-
OTHER SPECIAL OFFENSES AV. SENT.	4	-	-	-	-	-	-	4	1	-	2	-	1	-	-
		-	-	-	-	-	-	11	24	-	4	-	12	-	

**TABLE 3**  
**UNITED STATES DISTRICT COURTS**  
**TYPE OF SENTENCE FOR CONVICTED CRIMINAL DEFENDANTS**  
**TWELVE MONTH PERIOD ENDED JUNE 30, 1982**

DISTRICT AND OFFENSE	TOTAL CON-VICTED	TYPE OF IMPRISONMENT					TYPE OF PROBATION					SUS-PENDED SENTENCE	FINE ONLY		
		TOTAL SENTENCED	ADULT			YOUTH COR-REC-TIONS ACT	F.J. D.A.	TOTAL	ADULT					F.J. D.A.	NO SUPER-VISION
			REGULAR	IN-DETER-MINATE	MIXED				IMME-DIATE	DE-LAYED	SPLIT				
SOUTH DAKOTA TOTAL AV. SENT.	157	75	61	1	2	10	1	78	57	-	19	1	1	-	4
HOMICIDE AV. SENT.	13	12	9	1	-	2	-	1	-	-	1	-	-	-	-
ROBBERY AV. SENT.	2	2	1	-	-	1	-	-	-	-	-	-	-	-	-
ASSAULT AV. SENT.	38	23	19	-	-	3	1	15	10	-	5	-	-	-	-
BURGLARY AV. SENT.	1	-	-	-	-	-	-	1	-	-	1	-	-	-	-
LARCENY AND THEFT AV. SENT.	36	12	8	-	1	3	-	24	23	-	1	-	-	-	-
EMBEZZLEMENT AV. SENT.	7	2	2	-	-	-	-	5	3	-	1	-	1	-	-
FRAUD AV. SENT.	18	9	8	-	1	-	-	7	6	-	1	-	-	-	2
AUTO THEFT AV. SENT.	2	2	2	-	-	-	-	-	-	-	-	-	-	-	-
FORGERY, COUNTERFEIT. AV. SENT.	1	-	-	-	-	-	-	1	-	-	1	-	-	-	-
SEX OFFENSES AV. SENT.	2	1	1	-	-	-	-	1	1	-	-	-	-	-	-
MARIHUANA AV. SENT.	3	3	3	-	-	-	-	-	-	-	-	-	-	-	-
NARCOTICS AV. SENT.	1	1	1	-	-	-	-	-	-	-	-	-	-	-	-
WEAPONS AND FIREARMS AV. SENT.	2	2	2	-	-	-	-	-	-	-	-	-	-	-	-
ESCAPE AV. SENT.	3	2	2	-	-	-	-	1	1	-	-	-	-	-	-
OTHER GENERAL OFFENSES AV. SENT.	5	1	1	-	-	-	-	3	1	-	2	-	-	-	1
IMMIGRATION LAWS AV. SENT.	-	-	-	-	-	-	-	-	-	-	-	-	-	-	-
LIQUOR, INTERNAL REV. AV. SENT.	-	-	-	-	-	-	-	-	-	-	-	-	-	-	-
SELECTIVE SERVICE ACT AV. SENT.	-	-	-	-	-	-	-	-	-	-	-	-	-	-	-
OTHER SPECIAL OFFENSES AV. SENT.	23	3	2	-	-	1	-	19	12	-	6	1	-	-	1
		28	18	-	-	48	-	15	19	-	3	36	-	-	

**TABLE 3**  
**UNITED STATES DISTRICT COURTS**  
**TYPE OF SENTENCE FOR CONVICTED CRIMINAL DEFENDANTS**  
**TWELVE MONTH PERIOD ENDED JUNE 30, 1982**

DISTRICT AND OFFENSE	TOTAL CON-VICTED	TYPE OF IMPRISONMENT					TYPE OF PROBATION					SUS-PENDED SENTENCE	FINE ONLY		
		TOTAL SENTENCED	ADULT			YOUTH COR-REC-TIONS ACT	F.J. D.A.	TOTAL	ADULT					F.J. D.A.	NO SUPER-VISION
			REGULAR	IN-DETER-MINATE	MIXED				IMME-DIATE	DE-LAYED	SPLIT				
ALASKA TOTAL AV. SENT.	114	19	11	-	2	6	-	51	42	-	9	-	-	2	42
HOMICIDE AV. SENT.	-	-	-	-	-	-	-	-	-	-	-	-	-	-	-
ROBBERY AV. SENT.	2	2	1	-	-	1	-	-	-	-	-	-	-	-	-
ASSAULT AV. SENT.	3	-	-	-	-	-	-	1	1	-	-	-	-	-	2
BURGLARY AV. SENT.	-	-	-	-	-	-	-	12	12	-	-	-	-	-	-
LARCENY AND THEFT AV. SENT.	9	2	1	-	-	1	-	7	5	-	2	-	-	-	-
EMBEZZLEMENT AV. SENT.	5	-	-	-	-	-	-	5	5	-	-	-	-	-	-
FRAUD AV. SENT.	8	2	1	-	1	-	-	5	4	-	1	-	-	1	-
AUTO THEFT AV. SENT.	1	-	-	-	-	-	-	1	1	-	-	-	-	-	-
FORGERY, COUNTERFEIT. AV. SENT.	2	-	-	-	-	-	-	2	2	-	-	-	-	-	-
SEX OFFENSES AV. SENT.	2	2	1	-	-	1	-	60	72	-	48	-	-	-	-
MARIHUANA AV. SENT.	21	2	-	-	-	2	-	7	6	-	1	-	-	-	12
NARCOTICS AV. SENT.	6	1	1	-	-	-	-	5	3	-	2	-	-	-	-
WEAPONS AND FIREARMS AV. SENT.	5	3	1	-	1	1	-	2	1	-	1	-	-	-	-
ESCAPE AV. SENT.	1	1	1	-	-	-	-	1	1	-	-	-	-	-	-
OTHER GENERAL OFFENSES AV. SENT.	27	-	-	-	-	-	-	6	6	-	-	-	-	-	21
IMMIGRATION LAWS AV. SENT.	3	1	1	-	-	-	-	1	-	-	1	-	-	1	-
LIQUOR, INTERNAL REV. AV. SENT.	-	-	-	-	-	-	-	2	-	-	2	-	-	-	-
SELECTIVE SERVICE ACT AV. SENT.	-	-	-	-	-	-	-	-	-	-	-	-	-	-	-
OTHER SPECIAL OFFENSES AV. SENT.	19	3	3	-	-	-	-	9	8	-	1	-	-	-	7
		3	3	-	-	-	-	19	21	-	6	-	-	-	

**TABLE 3**  
**UNITED STATES DISTRICT COURTS**  
**TYPE OF SENTENCE FOR CONVICTED CRIMINAL DEFENDANTS**  
**TWELVE MONTH PERIOD ENDED JUNE 30, 1982**

DISTRICT AND OFFENSE	TOTAL CON-VICTED	TYPE OF IMPRISONMENT					TYPE OF PROBATION					SUS-PENDED SENTENCE	FINE ONLY		
		TOTAL SEN-TENCED	ADULT			YOUTH COR-RECTIONS ACT	F.J. D.A.	TOTAL	ADULT					F.J. D.A.	NO SUPER-VISION
			REGULAR	IN-DETER-MINATE	MIXED				IMME-DIATE	DE-LAYED	SPLIT				
ARIZONA	508	272	172	52	20	21	7	224	164	-	51	4	5	2	10
TOTAL AV. SENT.	508	272	172	52	20	21	7	224	164	-	51	4	5	2	10
HOMICIDE AV. SENT.	25	21	12	3	-	5	1	4	4	-	-	-	-	-	-
ROBBERY AV. SENT.	20	19	10	8	-	1	-	1	1	-	-	-	-	-	-
ASSAULT AV. SENT.	20	11	6	3	1	1	-	9	6	-	2	1	-	-	-
BURGLARY AV. SENT.	1	1	-	-	-	1	-	-	-	-	-	-	-	-	-
LARCENY AND THEFT AV. SENT.	31	9	3	3	-	3	-	22	17	-	3	2	-	-	-
EMBEZZLEMENT AV. SENT.	17	1	-	1	-	-	-	16	15	-	1	-	-	-	-
FRAUD AV. SENT.	51	15	7	5	3	-	-	35	30	-	5	-	-	-	1
AUTO THEFT AV. SENT.	5	4	3	1	-	-	-	1	-	-	1	-	-	-	-
FORGERY, COUNTERFEIT. AV. SENT.	14	5	2	2	-	1	-	9	4	-	5	-	-	-	-
SEX OFFENSES AV. SENT.	14	14	-	2	-	6	6	-	-	-	-	-	-	-	-
MARIHUANA AV. SENT.	18	7	3	2	2	-	-	11	9	-	2	-	-	-	-
NARCOTICS AV. SENT.	67	37	25	7	4	1	-	30	21	-	9	-	-	-	-
WEAPONS AND FIREARMS AV. SENT.	43	21	15	3	3	-	-	21	18	-	3	-	-	-	1
ESCAPE AV. SENT.	29	20	16	3	-	1	-	9	5	-	4	-	-	-	-
OTHER GENERAL OFFENSES AV. SENT.	10	3	1	1	-	1	-	4	3	-	1	-	-	-	3
IMMIGRATION LAWS AV. SENT.	112	82	67	8	7	-	-	28	14	-	14	-	-	2	-
LIQUOR, INTERNAL REV. AV. SENT.	-	-	-	-	-	-	-	-	-	-	-	-	-	-	-
SELECTIVE SERVICE ACT AV. SENT.	-	-	-	-	-	-	-	-	-	-	-	-	-	-	-
OTHER SPECIAL OFFENSES AV. SENT.	31	2	2	-	-	-	-	24	17	-	1	1	5	5	
TOTAL AV. SENT.	508	272	172	52	20	21	7	224	164	-	51	4	5	2	10

**TABLE 3**  
**UNITED STATES DISTRICT COURTS**  
**TYPE OF SENTENCE FOR CONVICTED CRIMINAL DEFENDANTS**  
**TWELVE MONTH PERIOD ENDED JUNE 30, 1982**

DISTRICT AND OFFENSE	TOTAL CON-VICTED	TYPE OF IMPRISONMENT					TYPE OF PROBATION					SUS-PENDED SENTENCE	FINE ONLY		
		TOTAL SEN-TENCED	ADULT			YOUTH COR-RECTIONS ACT	F.J. D.A.	TOTAL	ADULT					F.J. D.A.	NO SUPER-VISION
			REGULAR	IN-DETER-MINATE	MIXED				IMME-DIATE	DE-LAYED	SPLIT				
CALIFORNIA NORTHERN	490	199	150	1	43	5	-	279	218	-	59	-	2	1	11
TOTAL AV. SENT.	490	199	150	1	43	5	-	279	218	-	59	-	2	1	11
HOMICIDE AV. SENT.	1	1	-	-	1	-	-	-	-	-	-	-	-	-	-
ROBBERY AV. SENT.	42	36	28	1	3	4	-	6	2	-	4	-	-	-	-
ASSAULT AV. SENT.	5	2	2	-	-	-	-	2	2	-	-	-	-	-	1
BURGLARY AV. SENT.	3	3	3	-	-	-	-	-	-	-	-	-	-	-	-
LARCENY AND THEFT AV. SENT.	51	12	12	-	-	-	-	39	27	-	12	-	-	-	-
EMBEZZLEMENT AV. SENT.	68	22	15	-	6	1	-	46	39	-	7	-	-	-	-
FRAUD AV. SENT.	129	34	22	-	12	-	-	92	76	-	15	-	1	2	
AUTO THEFT AV. SENT.	-	-	-	-	-	-	-	-	-	-	-	-	-	-	-
FORGERY, COUNTERFEIT. AV. SENT.	34	11	9	-	2	-	-	23	16	-	7	-	-	-	-
SEX OFFENSES AV. SENT.	1	1	1	-	-	-	-	-	-	-	-	-	-	-	-
MARIHUANA AV. SENT.	15	10	4	-	6	-	-	5	5	-	-	-	-	-	-
NARCOTICS AV. SENT.	58	40	32	-	8	-	-	18	15	-	3	-	-	-	-
WEAPONS AND FIREARMS AV. SENT.	10	5	4	-	1	-	-	5	2	-	3	-	-	-	-
ESCAPE AV. SENT.	6	5	4	-	1	-	-	1	-	-	1	-	-	-	-
OTHER GENERAL OFFENSES AV. SENT.	18	3	3	-	-	-	-	11	9	-	2	-	-	-	4
IMMIGRATION LAWS AV. SENT.	13	7	7	-	-	-	-	6	2	-	3	-	1	-	-
LIQUOR, INTERNAL REV. AV. SENT.	-	-	-	-	-	-	-	-	-	-	-	-	-	-	-
SELECTIVE SERVICE ACT AV. SENT.	-	-	-	-	-	-	-	-	-	-	-	-	-	-	-
OTHER SPECIAL OFFENSES AV. SENT.	36	7	4	-	3	-	-	25	23	-	2	-	-	-	4
TOTAL AV. SENT.	490	199	150	1	43	5	-	279	218	-	59	-	2	1	11



**TABLE 3  
UNITED STATES DISTRICT COURTS  
TYPE OF SENTENCE FOR CONVICTED CRIMINAL DEFENDANTS  
TWELVE MONTH PERIOD ENDED JUNE 30, 1982**

DISTRICT AND OFFENSE	TOTAL CONVICTED	TYPE OF IMPRISONMENT						TYPE OF PROBATION					SUSPENDED SENTENCE	FINE ONLY	
		TOTAL SENTENCED	ADULT			YOUTH CORRECTIONS ACT	F.J. D.A.	TOTAL	ADULT			F.J. D.A.			NO SUPERVISION
			REGULAR	IN-MINUTE	MIXED				IMMEDIATE	DE-LAYED	SPLIT				
CALIFORNIA EASTERN TOTAL AV. SENT.	444	261	213	32	7	9	-	167	122	-	43	-	2	3	13
HOMICIDE AV. SENT.	2	-	-	-	-	-	-	1	1	-	-	-	-	-	1
ROBBERY AV. SENT.	78	76	52	16	-	8	-	1	1	-	-	-	-	-	1
ASSAULT AV. SENT.	9	3	3	-	-	-	-	5	2	-	3	-	-	-	1
BURGLARY AV. SENT.	4	2	2	-	-	-	-	2	1	-	1	-	-	-	-
LARCENY AND THEFT AV. SENT.	33	11	11	-	-	-	-	20	19	-	1	-	-	-	2
EMBEZZLEMENT AV. SENT.	25	4	2	2	-	-	-	21	13	-	8	-	-	-	-
FRAUD AV. SENT.	38	22	15	3	4	-	-	16	12	-	4	-	-	-	-
AUTO THEFT AV. SENT.	5	4	2	2	-	-	-	1	-	-	1	-	-	-	-
FORGERY, COUNTERFEIT. AV. SENT.	26	9	7	1	-	1	-	17	11	-	6	-	-	-	-
SEX OFFENSES AV. SENT.	1	1	-	1	-	-	-	-	-	-	-	-	-	-	-
MARIHUANA AV. SENT.	18	8	7	1	-	-	-	10	8	-	2	-	-	-	-
NARCOTICS AV. SENT.	92	69	63	4	2	-	-	23	14	-	9	-	-	-	-
WEAPONS AND FIREARMS AV. SENT.	29	14	14	-	-	-	-	15	10	-	5	-	-	-	-
ESCAPE AV. SENT.	9	7	7	-	-	-	-	2	2	-	-	-	-	-	-
OTHER GENERAL OFFENSES AV. SENT.	13	7	7	-	-	-	-	4	3	-	1	-	-	2	-
IMMIGRATION LAWS AV. SENT.	33	18	16	1	1	-	-	14	12	-	2	-	-	1	-
LIQUOR, INTERNAL REV. AV. SENT.	-	-	-	-	-	-	-	-	-	-	-	-	-	-	-
SELECTIVE SERVICE ACT AV. SENT.	-	-	-	-	-	-	-	-	-	-	-	-	-	-	-
OTHER SPECIAL OFFENSES AV. SENT.	29	6	5	1	-	-	-	15	13	-	-	-	2	-	8

**TABLE 3  
UNITED STATES DISTRICT COURTS  
TYPE OF SENTENCE FOR CONVICTED CRIMINAL DEFENDANTS  
TWELVE MONTH PERIOD ENDED JUNE 30, 1982**

DISTRICT AND OFFENSE	TOTAL CONVICTED	TYPE OF IMPRISONMENT					TYPE OF PROBATION					SUSPENDED SENTENCE	FINE ONLY		
		TOTAL SENTENCED	ADULT			YOUTH CORRECTIONS ACT	F.J. D.A.	TOTAL	ADULT					F.J. D.A.	NO SUPERVISION
			REGULAR	IN-MINUTE	MIXED				IMMEDIATE	DE-LAYED	SPLIT				
CALIFORNIA CENTRAL TOTAL AV. SENT.	1,204	510	241	193	55	21	-	671	476	-	195	-	-	4	19
HOMICIDE AV. SENT.	3	3	2	1	-	-	-	-	-	-	-	-	-	-	-
ROBBERY AV. SENT.	233	195	56	111	13	15	-	38	20	-	18	-	-	-	-
ASSAULT AV. SENT.	14	8	6	2	-	-	-	6	4	-	2	-	-	-	-
BURGLARY AV. SENT.	2	1	-	1	-	-	-	1	1	-	-	-	-	-	-
LARCENY AND THEFT AV. SENT.	116	42	19	17	5	1	-	72	60	-	12	-	-	2	-
EMBEZZLEMENT AV. SENT.	111	4	1	2	1	-	-	107	89	-	18	-	-	-	-
FRAUD AV. SENT.	206	47	18	8	21	-	-	151	116	-	35	-	-	-	8
AUTO THEFT AV. SENT.	9	5	4	1	-	-	-	4	3	-	1	-	-	-	-
FORGERY, COUNTERFEIT. AV. SENT.	119	18	8	4	6	-	-	101	69	-	32	-	-	-	-
SEX OFFENSES AV. SENT.	1	1	1	-	-	-	-	-	-	-	-	-	-	-	-
MARIHUANA AV. SENT.	10	6	1	4	1	-	-	4	-	-	4	-	-	-	-
NARCOTICS AV. SENT.	132	93	52	34	3	4	-	38	18	-	20	-	-	1	-
WEAPONS AND FIREARMS AV. SENT.	47	3	2	-	1	-	-	43	26	-	17	-	-	1	-
ESCAPE AV. SENT.	73	61	58	3	-	-	-	11	-	-	11	-	-	1	-
OTHER GENERAL OFFENSES AV. SENT.	13	4	1	1	1	1	-	9	7	-	2	-	-	-	-
IMMIGRATION LAWS AV. SENT.	34	10	7	3	-	-	-	24	12	-	12	-	-	-	-
LIQUOR, INTERNAL REV. AV. SENT.	-	-	-	-	-	-	-	-	-	-	-	-	-	-	-
SELECTIVE SERVICE ACT AV. SENT.	-	-	-	-	-	-	-	-	-	-	-	-	-	-	-
OTHER SPECIAL OFFENSES AV. SENT.	81	9	5	1	3	-	-	62	51	-	11	-	-	1	9

**TABLE 3**  
**UNITED STATES DISTRICT COURTS**  
**TYPE OF SENTENCE FOR CONVICTED CRIMINAL DEFENDANTS**  
**TWELVE MONTH PERIOD ENDED JUNE 30, 1982**

DISTRICT AND OFFENSE	TOTAL CONVICTED	TYPE OF IMPRISONMENT					TYPE OF PROBATION					SUS-PENDED SENTENCE	FINE ONLY		
		TOTAL SENTENCED	ADULT			YOUTH COR-RECTIONS ACT	F.J. D.A.	TOTAL	ADULT					F.J. D.A.	NO SUPER-VISION
			REGULAR	IN-DETER-MINATE	MIXED				IMME-DIATE	DE-LAYED	SPLIT				
CALIFORNIA SOUTHERN TOTAL AV. SENT.	1,212	527	307	155	52	8	5	655	310	1	248	9	87	23	7
HOMICIDE AV. SENT.	3	3	3	-	-	-	-	-	-	-	-	-	-	-	-
ROBBERY AV. SENT.	36	31	9	20	2	-	-	5	1	-	3	1	-	-	-
ASSAULT AV. SENT.	17	12	6	2	1	3	-	4	1	-	3	-	-	-	1
BURGLARY AV. SENT.	-	-	-	-	-	-	-	-	-	-	-	-	-	-	-
LARCENY AND THEFT AV. SENT.	35	16	10	5	-	1	-	19	11	-	7	-	1	-	-
EMBEZZLEMENT AV. SENT.	33	2	2	-	-	-	-	30	26	-	4	-	-	1	-
FRAUD AV. SENT.	85	28	14	4	10	-	-	56	33	-	16	-	7	-	1
AUTO THEFT AV. SENT.	15	14	1	4	8	-	1	1	-	-	-	-	1	-	-
FORGERY, COUNTERFEIT. AV. SENT.	37	13	11	2	-	-	-	24	10	-	12	-	2	-	-
SEX OFFENSES AV. SENT.	-	-	-	-	-	-	-	-	-	-	-	-	-	-	-
MARIHUANA AV. SENT.	88	22	16	2	3	-	1	66	39	-	22	-	5	-	-
NARCOTICS AV. SENT.	267	136	58	60	15	2	1	130	68	-	54	-	8	1	-
WEAPONS AND FIREARMS AV. SENT.	20	8	7	1	-	-	-	12	9	-	3	-	-	-	-
ESCAPE AV. SENT.	27	17	14	3	-	-	-	10	1	-	7	1	1	-	-
OTHER GENERAL OFFENSES AV. SENT.	9	4	-	3	1	-	-	5	2	-	2	-	1	-	-
IMMIGRATION LAWS AV. SENT.	455	212	147	49	12	2	2	224	70	-	108	7	39	19	-
LIQUOR, INTERNAL REV. AV. SENT.	-	-	-	-	-	-	-	-	-	-	-	-	-	-	-
SELECTIVE SERVICE ACT AV. SENT.	-	-	-	-	-	-	-	-	-	-	-	-	-	-	-
OTHER SPECIAL OFFENSES AV. SENT.	85	9	9	-	-	-	-	69	39	1	7	-	22	2	5

**TABLE 3**  
**UNITED STATES DISTRICT COURTS**  
**TYPE OF SENTENCE FOR CONVICTED CRIMINAL DEFENDANTS**  
**TWELVE MONTH PERIOD ENDED JUNE 30, 1982**

DISTRICT AND OFFENSE	TOTAL CONVICTED	TYPE OF IMPRISONMENT					TYPE OF PROBATION					SUS-PENDED SENTENCE	FINE ONLY		
		TOTAL SENTENCED	ADULT			YOUTH COR-RECTIONS ACT	F.J. D.A.	TOTAL	ADULT					F.J. D.A.	NO SUPER-VISION
			REGULAR	IN-DETER-MINATE	MIXED				IMME-DIATE	DE-LAYED	SPLIT				
HAWAII TOTAL AV. SENT.	1,027	34	15	14	2	3	-	424	253	-	10	-	161	3	566
HOMICIDE AV. SENT.	-	-	-	-	-	-	-	-	-	-	-	-	-	-	-
ROBBERY AV. SENT.	-	-	-	-	-	-	-	-	-	-	-	-	-	-	-
ASSAULT AV. SENT.	6	2	1	-	-	1	-	3	3	-	-	-	-	-	1
BURGLARY AV. SENT.	1	-	-	-	-	-	-	1	1	-	-	-	-	-	-
LARCENY AND THEFT AV. SENT.	90	3	2	1	-	-	-	71	50	-	4	-	17	1	15
EMBEZZLEMENT AV. SENT.	5	-	-	-	-	-	-	5	4	-	1	-	-	-	-
FRAUD AV. SENT.	7	3	1	1	-	1	-	4	2	-	2	-	-	-	-
AUTO THEFT AV. SENT.	-	-	-	-	-	-	-	-	-	-	-	-	-	-	-
FORGERY, COUNTERFEIT. AV. SENT.	3	2	1	1	-	-	-	1	1	-	-	-	-	-	-
SEX OFFENSES AV. SENT.	4	4	1	-	2	1	-	-	-	-	-	-	-	-	-
MARIHUANA AV. SENT.	7	2	2	-	-	-	-	4	4	-	-	-	-	-	1
NARCOTICS AV. SENT.	24	14	4	10	-	-	-	8	5	-	1	-	2	1	1
WEAPONS AND FIREARMS AV. SENT.	8	3	2	1	-	-	-	3	2	-	1	-	-	-	2
ESCAPE AV. SENT.	-	-	-	-	-	-	-	-	-	-	-	-	-	-	-
OTHER GENERAL OFFENSES AV. SENT.	858	-	-	-	-	-	-	320	179	-	-	-	141	1	537
IMMIGRATION LAWS AV. SENT.	2	-	-	-	-	-	-	-	-	-	-	-	-	-	2
LIQUOR, INTERNAL REV. AV. SENT.	-	-	-	-	-	-	-	-	-	-	-	-	-	-	-
SELECTIVE SERVICE ACT AV. SENT.	-	-	-	-	-	-	-	-	-	-	-	-	-	-	-
OTHER SPECIAL OFFENSES AV. SENT.	12	1	1	-	-	-	-	4	2	-	1	-	1	-	7

**TABLE 3  
UNITED STATES DISTRICT COURTS  
TYPE OF SENTENCE FOR CONVICTED CRIMINAL DEFENDANTS  
TWELVE MONTH PERIOD ENDED JUNE 30, 1982**

DISTRICT AND OFFENSE	TOTAL CON-VICTED	TYPE OF IMPRISONMENT					TYPE OF PROBATION					SUS-PENDED SENTENCE	FINE ONLY		
		TOTAL SENTENCED	ADULT			YOUTH COR-RECTIONS ACT	F.J. D.A.	TOTAL	ADULT					F.J. D.A.	NO SUPER-VISION
			REGULAR	IN-DETER-MINATE	MIXED				IMME-DIATE	DE-LAYED	SPLIT				
IDAHO	93	24	20	1	3	-	62	49	-	13	-	-	-	7	
TOTAL AV. SENT.	118	127	60	72	-	-	25	31	-	3	-	-	-	-	
HOMICIDE AV. SENT.	-	-	-	-	-	-	-	-	-	-	-	-	-	-	
ROBBERY AV. SENT.	7	6	5	-	1	-	1	1	-	-	-	-	-	-	
ASSAULT AV. SENT.	1	-	-	-	-	-	1	1	-	-	-	-	-	-	
BURGLARY AV. SENT.	1	-	-	-	-	-	1	1	-	-	-	-	-	-	
LARCENY AND THEFT AV. SENT.	6	3	1	1	1	-	2	2	-	-	-	-	-	1	
EMBEZZLEMENT AV. SENT.	6	-	-	-	-	-	6	6	-	-	-	-	-	-	
FRAUD AV. SENT.	12	1	-	-	1	-	10	7	-	3	-	-	-	1	
AUTO THEFT AV. SENT.	2	-	-	-	-	-	2	-	-	2	-	-	-	-	
FORGERY, COUNTERFEIT. AV. SENT.	12	4	4	-	-	-	8	8	-	-	-	-	-	-	
SEX OFFENSES AV. SENT.	1	1	1	-	-	-	-	-	-	-	-	-	-	-	
MARIHUANA AV. SENT.	1	-	-	-	-	-	1	1	-	-	-	-	-	-	
NARCOTICS AV. SENT.	14	6	6	-	-	-	8	4	-	4	-	-	-	-	
WEAPONS AND FIREARMS AV. SENT.	6	-	-	-	-	-	6	5	-	1	-	-	-	-	
ESCAPE AV. SENT.	1	1	1	-	-	-	-	-	-	-	-	-	-	-	
OTHER GENERAL OFFENSES AV. SENT.	4	1	1	-	-	-	3	3	-	-	-	-	-	-	
IMMIGRATION LAWS AV. SENT.	3	1	1	-	-	-	2	-	-	2	-	-	-	-	
LIQUOR, INTERNAL REV. AV. SENT.	-	-	-	-	-	-	-	-	-	-	-	-	-	-	
SELECTIVE SERVICE ACT AV. SENT.	-	-	-	-	-	-	-	-	-	-	-	-	-	-	
OTHER SPECIAL OFFENSES AV. SENT.	16	-	-	-	-	-	11	10	-	1	-	-	-	5	
							23	25	-	3	-	-	-	-	

**TABLE 3  
UNITED STATES DISTRICT COURTS  
TYPE OF SENTENCE FOR CONVICTED CRIMINAL DEFENDANTS  
TWELVE MONTH PERIOD ENDED JUNE 30, 1982**

DISTRICT AND OFFENSE	TOTAL CON-VICTED	TYPE OF IMPRISONMENT					TYPE OF PROBATION					SUS-PENDED SENTENCE	FINE ONLY		
		TOTAL SENTENCED	ADULT			YOUTH COR-RECTIONS ACT	F.J. D.A.	TOTAL	ADULT					F.J. D.A.	NO SUPER-VISION
			REGULAR	IN-DETER-MINATE	MIXED				IMME-DIATE	DE-LAYED	SPLIT				
MONTANA	109	26	23	1	1	-	75	57	-	18	-	-	-	4	
TOTAL AV. SENT.	65	67	60	36	48	-	27	34	-	4	-	-	-	4	
HOMICIDE AV. SENT.	9	6	6	-	-	-	3	2	-	1	-	-	-	-	
ROBBERY AV. SENT.	2	2	2	-	-	-	-	-	-	-	-	-	-	-	
ASSAULT AV. SENT.	10	7	7	-	-	-	3	2	-	1	-	-	-	-	
BURGLARY AV. SENT.	10	1	-	-	1	-	9	6	-	3	-	-	-	-	
LARCENY AND THEFT AV. SENT.	18	4	4	-	-	-	15	12	-	3	-	-	-	-	
EMBEZZLEMENT AV. SENT.	7	1	1	-	-	-	6	6	-	-	-	-	-	-	
FRAUD AV. SENT.	11	-	-	-	-	-	11	9	-	2	-	-	-	-	
AUTO THEFT AV. SENT.	1	-	-	-	-	-	1	1	-	-	-	-	-	-	
FORGERY, COUNTERFEIT. AV. SENT.	14	1	1	-	-	-	13	8	-	5	-	-	-	-	
SEX OFFENSES AV. SENT.	1	1	-	-	-	-	1	-	-	-	-	-	-	-	
MARIHUANA AV. SENT.	-	-	-	-	-	-	-	-	-	-	-	-	-	-	
NARCOTICS AV. SENT.	2	-	-	-	-	-	2	2	-	-	-	-	-	-	
WEAPONS AND FIREARMS AV. SENT.	5	1	-	1	-	-	4	4	-	-	-	-	-	-	
ESCAPE AV. SENT.	1	1	1	-	-	-	-	-	-	-	-	-	-	-	
OTHER GENERAL OFFENSES AV. SENT.	1	1	1	-	-	-	-	-	-	-	-	-	-	-	
IMMIGRATION LAWS AV. SENT.	3	-	-	-	-	-	3	-	-	3	-	-	-	-	
LIQUOR, INTERNAL REV. AV. SENT.	-	-	-	-	-	-	-	-	-	-	-	-	-	-	
SELECTIVE SERVICE ACT AV. SENT.	-	-	-	-	-	-	-	-	-	-	-	-	-	-	
OTHER SPECIAL OFFENSES AV. SENT.	13	-	-	-	-	-	5	5	-	4	-	-	-	4	
							19	19	-	-	-	-	-	-	

**TABLE 3  
UNITED STATES DISTRICT COURTS  
TYPE OF SENTENCE FOR CONVICTED CRIMINAL DEFENDANTS  
TWELVE MONTH PERIOD ENDED JUNE 30, 1982**

DISTRICT AND OFFENSE	TOTAL CONVICTED	TYPE OF IMPRISONMENT					TYPE OF PROBATION					SUSPENDED SENTENCE	FINE ONLY		
		TOTAL SENTENCED	ADULT			YOUTH COR-REC-TIONS ACT	F.J. D.A.	TOTAL	ADULT					F.J. D.A.	NO SUPER-VISION
			REGULAR	IN-DETER-MINATE	MIXED				IMME-DIATE	DE-LAYED	SPLIT				
NEVADA															
TOTAL	167	85	81	-	1	3	-	78	59	-	19	-	-	1	3
AV. SENT.		64	64	-	60	56	-	32	41	-	5	-	-	-	-
HOMICIDE	1	-	-	-	-	-	-	1	1	-	-	-	-	-	-
AV. SENT.		-	-	-	-	-	-	36	36	-	-	-	-	-	-
ROBBERY	13	9	9	-	-	-	-	4	3	-	1	-	-	-	-
AV. SENT.		136	136	-	-	-	-	46	60	-	6	-	-	-	-
ASSAULT	2	1	1	-	-	-	-	-	-	-	-	-	-	-	1
AV. SENT.		36	36	-	-	-	-	-	-	-	-	-	-	-	-
BURGLARY	7	4	3	-	-	1	-	3	2	-	1	-	-	-	-
AV. SENT.		90	104	-	-	48	-	33	48	-	3	-	-	-	-
LARCENY AND THEFT	5	3	3	-	-	-	-	2	2	-	-	-	-	-	-
AV. SENT.		44	44	-	-	-	-	36	36	-	-	-	-	-	-
EMBEZZLEMENT	7	1	1	-	-	-	-	6	4	-	2	-	-	-	-
AV. SENT.		18	18	-	-	-	-	32	45	-	6	-	-	-	-
FRAUD	31	15	15	-	-	-	-	15	8	-	7	-	-	1	-
AV. SENT.		48	48	-	-	-	-	26	45	-	5	-	-	-	-
AUTO THEFT	2	2	2	-	-	-	-	-	-	-	-	-	-	-	-
AV. SENT.		42	42	-	-	-	-	-	-	-	-	-	-	-	-
FORGERY, COUNTERFEIT.	20	11	10	-	-	1	-	9	6	-	3	-	-	-	-
AV. SENT.		45	42	-	-	72	-	35	50	-	6	-	-	-	-
SEX OFFENSES	-	-	-	-	-	-	-	-	-	-	-	-	-	-	-
AV. SENT.		-	-	-	-	-	-	-	-	-	-	-	-	-	-
MARIJUANA	2	-	-	-	-	-	-	2	2	-	-	-	-	-	-
AV. SENT.		-	-	-	-	-	-	18	18	-	-	-	-	-	-
NARCOTICS	48	24	22	-	1	1	-	24	20	-	4	-	-	-	-
AV. SENT.		73	74	-	60	48	-	33	39	-	4	-	-	-	-
WEAPONS AND FIREARMS	6	2	2	-	-	-	-	4	3	-	1	-	-	-	-
AV. SENT.		90	90	-	-	-	-	31	40	-	6	-	-	-	-
ESCAPE	6	6	6	-	-	-	-	-	-	-	-	-	-	-	-
AV. SENT.		35	35	-	-	-	-	-	-	-	-	-	-	-	-
OTHER GENERAL OFFENSES	7	4	4	-	-	-	-	3	3	-	-	-	-	-	-
AV. SENT.		42	42	-	-	-	-	40	40	-	-	-	-	-	-
IMMIGRATION LAWS	1	1	1	-	-	-	-	-	-	-	-	-	-	-	-
AV. SENT.		24	24	-	-	-	-	-	-	-	-	-	-	-	-
LIQUOR, INTERNAL REV.	-	-	-	-	-	-	-	-	-	-	-	-	-	-	-
AV. SENT.		-	-	-	-	-	-	-	-	-	-	-	-	-	-
SELECTIVE SERVICE ACT	-	-	-	-	-	-	-	-	-	-	-	-	-	-	-
AV. SENT.		-	-	-	-	-	-	-	-	-	-	-	-	-	-
OTHER SPECIAL OFFENSES	9	2	2	-	-	-	-	5	5	-	-	-	-	-	2
AV. SENT.		39	39	-	-	-	-	25	25	-	-	-	-	-	-

**TABLE 3  
UNITED STATES DISTRICT COURTS  
TYPE OF SENTENCE FOR CONVICTED CRIMINAL DEFENDANTS  
TWELVE MONTH PERIOD ENDED JUNE 30, 1982**

DISTRICT AND OFFENSE	TOTAL CONVICTED	TYPE OF IMPRISONMENT					TYPE OF PROBATION					SUSPENDED SENTENCE	FINE ONLY		
		TOTAL SENTENCED	ADULT			YOUTH COR-REC-TIONS ACT	F.J. D.A.	TOTAL	ADULT					F.J. D.A.	NO SUPER-VISION
			REGULAR	IN-DETER-MINATE	MIXED				IMME-DIATE	DE-LAYED	SPLIT				
OREGON															
TOTAL	148	66	44	13	8	1	-	80	43	-	35	-	-	1	1
AV. SENT.		104	123	73	54	48	-	27	46	-	4	-	2	39	-
HOMICIDE	2	2	1	1	-	-	-	-	-	-	-	-	-	-	-
AV. SENT.		36	36	36	-	-	-	-	-	-	-	-	-	-	-
ROBBERY	30	27	16	8	2	1	-	3	1	-	2	-	-	-	-
AV. SENT.		140	183	87	48	48	-	24	60	-	6	-	-	-	-
ASSAULT	1	1	1	-	-	-	-	-	-	-	-	-	-	-	-
AV. SENT.		180	180	-	-	-	-	-	-	-	-	-	-	-	-
BURGLARY	1	-	-	-	-	-	-	1	1	-	-	-	-	-	-
AV. SENT.		-	-	-	-	-	-	60	60	-	-	-	-	-	-
LARCENY AND THEFT	15	5	3	1	1	-	-	10	5	-	5	-	-	-	-
AV. SENT.		72	80	60	60	-	-	15	27	-	3	-	-	-	-
EMBEZZLEMENT	23	1	-	-	1	-	-	22	11	-	10	-	1	-	-
AV. SENT.		48	-	-	48	-	-	30	52	-	4	-	50	-	-
FRAUD	22	1	-	-	1	-	-	21	12	-	9	-	-	-	-
AV. SENT.		12	-	-	12	-	-	31	52	-	3	-	-	-	-
AUTO THEFT	1	-	-	-	-	-	-	1	1	-	-	-	-	-	-
AV. SENT.		-	-	-	-	-	-	24	24	-	-	-	-	-	-
FORGERY, COUNTERFEIT.	4	4	2	2	-	-	-	-	-	-	-	-	-	-	-
AV. SENT.		46	39	54	-	-	-	-	-	-	-	-	-	-	-
SEX OFFENSES	1	1	-	1	-	-	-	-	-	-	-	-	-	-	-
AV. SENT.		60	-	60	-	-	-	-	-	-	-	-	-	-	-
MARIJUANA	6	2	1	-	1	-	-	4	4	-	-	-	-	-	-
AV. SENT.		39	60	-	18	-	-	54	54	-	-	-	-	-	-
NARCOTICS	17	14	13	-	1	-	-	3	1	-	2	-	-	-	-
AV. SENT.		100	94	-	180	-	-	23	60	-	4	-	-	-	-
WEAPONS AND FIREARMS	7	3	2	-	1	-	-	4	1	-	3	-	-	-	-
AV. SENT.		120	168	-	24	-	-	17	60	-	3	-	-	-	-
ESCAPE	2	1	1	-	-	-	-	1	1	-	-	-	-	-	-
AV. SENT.		24	24	-	-	-	-	60	60	-	-	-	-	-	-
OTHER GENERAL OFFENSES	4	2	2	-	-	-	-	2	1	-	1	-	-	-	-
AV. SENT.		144	144	-	-	-	-	31	60	-	2	-	-	-	-
IMMIGRATION LAWS	1	-	-	-	-	-	-	1	-	-	1	-	-	-	-
AV. SENT.		-	-	-	-	-	-	6	-	-	6	-	-	-	-
LIQUOR, INTERNAL REV.	-	-	-	-	-	-	-	-	-	-	-	-	-	-	-
AV. SENT.		-	-	-	-	-	-	-	-	-	-	-	-	-	-
SELECTIVE SERVICE ACT	-	-	-	-	-	-	-	-	-	-	-	-	-	-	-
AV. SENT.		-	-	-	-	-	-	-	-	-	-	-	-	-	-
OTHER SPECIAL OFFENSES	11	2	2	-	-	-	-	7	4	-	2	-	1	1	1
AV. SENT.		14	14	-	-	-	-	10	12	-	2	-	12	1	1

**TABLE 3**  
**UNITED STATES DISTRICT COURTS**  
**TYPE OF SENTENCE FOR CONVICTED CRIMINAL DEFENDANTS**  
**TWELVE MONTH PERIOD ENDED JUNE 30, 1982**

DISTRICT AND OFFENSE	TOTAL CON-VICTED	TYPE OF IMPRISONMENT					TYPE OF PROBATION					SUS-PENDED SENTENCE	FINE ONLY		
		TOTAL SEN-TENCED	ADULT			YOUTH COR-RECTIONS ACT	F.J. D.A.	TOTAL	ADULT					F.J. D.A.	NO SUPER-VISION
			REGULAR	IN-DETER-MINATE	MIXED				IMME-DIATE	DE-LAYED	SPLIT				
WASHINGTON EASTERN TOTAL AV. SENT.	127	48	37	6	1	4	-	70	50	-	13	-	7	4	5
HOMICIDE AV. SENT.	-	-	-	-	-	-	-	-	-	-	-	-	-	-	-
ROBBERY AV. SENT.	-	-	-	-	-	-	-	-	-	-	-	-	-	-	-
ASSAULT AV. SENT.	2	-	-	-	-	-	2	1	-	1	-	-	-	-	-
BURGLARY AV. SENT.	1	1	1	-	-	-	-	-	-	-	-	-	-	-	-
LARCENY AND THEFT AV. SENT.	5	1	-	1	-	-	3	3	-	-	-	-	-	-	1
EMBEZZLEMENT AV. SENT.	2	-	-	-	-	-	6	6	-	-	-	-	-	-	-
FRAUD AV. SENT.	29	7	5	1	1	-	20	16	-	3	-	1	2	-	
AUTO THEFT AV. SENT.	-	-	-	-	-	-	-	-	-	-	-	-	-	-	-
FORGERY, COUNTERFEIT. AV. SENT.	13	5	4	1	-	-	8	7	-	1	-	-	-	-	
SEX OFFENSES AV. SENT.	-	-	-	-	-	-	-	-	-	-	-	-	-	-	-
MARIHUANA AV. SENT.	1	-	-	-	-	-	1	1	-	-	-	-	-	-	-
NARCOTICS AV. SENT.	11	4	1	2	-	1	7	5	-	1	-	1	-	-	
WEAPONS AND FIREARMS AV. SENT.	8	5	2	-	-	3	3	1	-	1	-	1	-	-	
ESCAPE AV. SENT.	1	-	-	-	-	-	1	-	-	1	-	-	-	-	
OTHER GENERAL OFFENSES AV. SENT.	1	-	-	-	-	-	1	-	-	1	-	-	-	-	
IMMIGRATION LAWS AV. SENT.	41	24	23	1	-	-	14	5	-	4	-	4	2	1	
LIQUOR, INTERNAL REV. AV. SENT.	-	-	-	-	-	-	-	-	-	-	-	-	-	-	
SELECTIVE SERVICE ACT AV. SENT.	-	-	-	-	-	-	-	-	-	-	-	-	-	-	
OTHER SPECIAL OFFENSES AV. SENT.	8	1	1	-	-	-	4	4	-	-	-	-	-	3	

**TABLE 3**  
**UNITED STATES DISTRICT COURTS**  
**TYPE OF SENTENCE FOR CONVICTED CRIMINAL DEFENDANTS**  
**TWELVE MONTH PERIOD ENDED JUNE 30, 1982**

DISTRICT AND OFFENSE	TOTAL CON-VICTED	TYPE OF IMPRISONMENT					TYPE OF PROBATION					SUS-PENDED SENTENCE	FINE ONLY		
		TOTAL SEN-TENCED	ADULT			YOUTH COR-RECTIONS ACT	F.J. D.A.	TOTAL	ADULT					F.J. D.A.	NO SUPER-VISION
			REGULAR	IN-DETER-MINATE	MIXED				IMME-DIATE	DE-LAYED	SPLIT				
WASHINGTON WESTERN TOTAL AV. SENT.	679	189	149	4	32	4	-	183	121	-	60	-	2	2	305
HOMICIDE AV. SENT.	-	-	-	-	-	-	-	-	-	-	-	-	-	-	-
ROBBERY AV. SENT.	31	28	22	2	2	2	-	3	-	3	-	-	-	-	
ASSAULT AV. SENT.	5	2	1	1	-	-	-	3	2	-	1	-	-	-	
BURGLARY AV. SENT.	1	1	1	-	-	-	-	-	-	-	-	-	-	-	
LARCENY AND THEFT AV. SENT.	60	16	10	-	5	1	-	15	12	-	3	-	-	29	
EMBEZZLEMENT AV. SENT.	40	3	3	-	-	-	-	37	34	-	3	-	-	-	
FRAUD AV. SENT.	63	31	16	-	15	-	-	30	15	-	15	-	-	1	
AUTO THEFT AV. SENT.	1	-	-	-	-	-	-	1	1	-	-	-	-	-	
FORGERY, COUNTERFEIT. AV. SENT.	13	8	3	-	4	1	-	5	2	-	3	-	-	-	
SEX OFFENSES AV. SENT.	1	-	-	-	-	-	-	-	-	-	-	-	-	1	
MARIHUANA AV. SENT.	40	23	23	-	-	-	-	9	6	-	3	-	-	8	
NARCOTICS AV. SENT.	62	48	46	1	1	-	-	14	6	-	8	-	-	-	
WEAPONS AND FIREARMS AV. SENT.	10	3	3	-	-	-	-	6	3	-	3	-	-	1	
ESCAPE AV. SENT.	7	6	6	-	-	-	-	-	-	-	-	-	-	1	
OTHER GENERAL OFFENSES AV. SENT.	285	4	4	-	-	-	-	29	25	-	3	-	1	251	
IMMIGRATION LAWS AV. SENT.	7	3	3	-	-	-	-	4	2	-	1	-	1	-	
LIQUOR, INTERNAL REV. AV. SENT.	-	-	-	-	-	-	-	-	-	-	-	-	-	-	
SELECTIVE SERVICE ACT AV. SENT.	-	-	-	-	-	-	-	-	-	-	-	-	-	-	
OTHER SPECIAL OFFENSES AV. SENT.	53	13	8	-	5	-	-	27	13	-	14	-	-	13	



**TABLE 3  
UNITED STATES DISTRICT COURTS  
TYPE OF SENTENCE FOR CONVICTED CRIMINAL DEFENDANTS  
TWELVE MONTH PERIOD ENDED JUNE 30, 1982**

DISTRICT AND OFFENSE	TOTAL CON-VICTED	TYPE OF IMPRISONMENT					TYPE OF PROBATION					SUS-PENDED SENTENCE	FINE ONLY		
		TOTAL SEN-TENCED	ADULT			YOUTH COR-RECTIONS ACT	F.J. D.A.	TOTAL	ADULT					F.J. D.A.	NO SUPER-VISION
			REGULAR	IN-DETER-MINATE	MIXED				IMME-DIATE	DE-LAYED	SPLIT				
<b>GUAM</b>	<b>61</b>	<b>13</b>	<b>9</b>	<b>4</b>			<b>48</b>	<b>42</b>		<b>3</b>					
TOTAL AV. SENT.	215	171	315			36	39		6		32				
HOMICIDE AV. SENT.	4	4	2	2											
ROBBERY AV. SENT.		450	540	360											
ASSAULT AV. SENT.															
BURGLARY AV. SENT.															
LARCENY AND THEFT AV. SENT.	4					4	4								
EMBEZZLEMENT AV. SENT.	2					2	2								
FRAUD AV. SENT.	6					6	6								
AUTO THEFT AV. SENT.															
FORGERY, COUNTERFEIT. AV. SENT.	1					1	1								
SEX OFFENSES AV. SENT.															
MARIHUANA AV. SENT.	4	1	1			3	3								
NARCOTICS AV. SENT.	22	8	6	2		14	10		3		1				
WEAPONS AND FIREARMS AV. SENT.	2					2	2								
ESCAPE AV. SENT.	3					3	3								
OTHER GENERAL OFFENSES AV. SENT.	2					2	2								
IMMIGRATION LAWS AV. SENT.	2					2					2				
LIQUOR, INTERNAL REV. AV. SENT.															
SELECTIVE SERVICE ACT AV. SENT.															
OTHER SPECIAL OFFENSES AV. SENT.	9					9	9								

**TABLE 3  
UNITED STATES DISTRICT COURTS  
TYPE OF SENTENCE FOR CONVICTED CRIMINAL DEFENDANTS  
TWELVE MONTH PERIOD ENDED JUNE 30, 1982**

DISTRICT AND OFFENSE	TOTAL CON-VICTED	TYPE OF IMPRISONMENT					TYPE OF PROBATION					SUS-PENDED SENTENCE	FINE ONLY		
		TOTAL SEN-TENCED	ADULT			YOUTH COR-RECTIONS ACT	F.J. D.A.	TOTAL	ADULT					F.J. D.A.	NO SUPER-VISION
			REGULAR	IN-DETER-MINATE	MIXED				IMME-DIATE	DE-LAYED	SPLIT				
<b>NORTHERN MARIANAS</b>	<b>22</b>	<b>9</b>	<b>7</b>		<b>2</b>		<b>12</b>	<b>9</b>		<b>3</b>					
TOTAL AV. SENT.	119	138		51		28	36		3					1	
HOMICIDE AV. SENT.	2	2	1		1										
ROBBERY AV. SENT.		312	540		84										
ASSAULT AV. SENT.	6	2	2			3	1		2					1	
BURGLARY AV. SENT.	8	3	3			5	5								
LARCENY AND THEFT AV. SENT.	3	1	1			2	2								
EMBEZZLEMENT AV. SENT.		60	60			36	36								
FRAUD AV. SENT.															
AUTO THEFT AV. SENT.															
FORGERY, COUNTERFEIT. AV. SENT.															
SEX OFFENSES AV. SENT.	1					1					1				
MARIHUANA AV. SENT.						6			6						
NARCOTICS AV. SENT.															
WEAPONS AND FIREARMS AV. SENT.	1	1			1										
ESCAPE AV. SENT.		18			18										
OTHER GENERAL OFFENSES AV. SENT.	1					1	1								
IMMIGRATION LAWS AV. SENT.						6	6								
LIQUOR, INTERNAL REV. AV. SENT.															
SELECTIVE SERVICE ACT AV. SENT.															
OTHER SPECIAL OFFENSES AV. SENT.															

**TABLE 3**  
**UNITED STATES DISTRICT COURTS**  
**TYPE OF SENTENCE FOR CONVICTED CRIMINAL DEFENDANTS**  
**TWELVE MONTH PERIOD ENDED JUNE 30, 1982**

DISTRICT AND OFFENSE	TOTAL CON-VICTED	TYPE OF IMPRISONMENT					TYPE OF PROBATION					SUS-PENDED SENTENCE	FINE ONLY		
		TOTAL SENTENCED	ADULT			YOUTH COR-RECTIONS ACT	F.J. D.A.	TOTAL	ADULT					F.J. D.A.	NO SUPER-VISION
			REGULAR	IN-DETER-MINATE	MIXED				IMME-DIATE	DE-LAYED	SPLIT				
COLORADO	274	111	78	7	15	11	-	141	114	-	24	-	3	2	20
TOTAL AV. SENT.		80	77	200	61	51	-	28	34	-	4	-	17		
HOMICIDE AV. SENT.	1	1	-	1	-	-	-	-	-	-	-	-	-	-	-
ROBBERY AV. SENT.	22	22	14	6	-	2	-	-	-	-	-	-	-	-	-
ASSAULT AV. SENT.	7	6	5	-	-	1	-	-	-	-	-	-	-	-	1
BURGLARY AV. SENT.	1	-	-	-	-	-	-	1	1	-	-	-	-	-	-
LARCENY AND THEFT AV. SENT.	46	22	17	-	-	5	-	23	19	-	4	-	-	-	1
EMBEZZLEMENT AV. SENT.	51	8	6	-	1	1	-	42	39	-	2	-	1	-	1
FRAUD AV. SENT.	48	20	10	-	10	-	-	26	20	-	5	-	1	-	2
AUTO THEFT AV. SENT.	4	2	2	-	-	-	-	2	1	-	1	-	-	-	-
FORGERY, COUNTERFEIT. AV. SENT.	12	5	5	-	-	-	-	7	4	-	3	-	-	-	-
SEX OFFENSES AV. SENT.	-	-	-	-	-	-	-	-	-	-	-	-	-	-	-
MARIHUANA AV. SENT.	1	-	-	-	-	-	-	1	1	-	-	-	-	-	-
NARCOTICS AV. SENT.	8	6	4	-	1	1	-	2	1	-	1	-	-	-	-
WEAPONS AND FIREARMS AV. SENT.	11	3	3	-	-	-	-	7	4	-	3	-	-	-	1
ESCAPE AV. SENT.	6	4	4	-	-	-	-	2	2	-	-	-	-	-	-
OTHER GENERAL OFFENSES AV. SENT.	8	4	2	-	2	-	-	1	1	-	-	-	-	1	2
IMMIGRATION LAWS AV. SENT.	4	3	3	-	-	-	-	-	-	-	-	-	-	-	1
LIQUOR, INTERNAL REV. AV. SENT.	-	-	-	-	-	-	-	-	-	-	-	-	-	-	-
SELECTIVE SERVICE ACT AV. SENT.	-	-	-	-	-	-	-	-	-	-	-	-	-	-	-
OTHER SPECIAL OFFENSES AV. SENT.	44	5	3	-	1	1	-	27	21	-	5	-	1	-	12
		14	4	-	12	48	-	21	26	-	4	-	12		

**TABLE 3**  
**UNITED STATES DISTRICT COURTS**  
**TYPE OF SENTENCE FOR CONVICTED CRIMINAL DEFENDANTS**  
**TWELVE MONTH PERIOD ENDED JUNE 30, 1982**

DISTRICT AND OFFENSE	TOTAL CON-VICTED	TYPE OF IMPRISONMENT					TYPE OF PROBATION					SUS-PENDED SENTENCE	FINE ONLY		
		TOTAL SENTENCED	ADULT			YOUTH COR-RECTIONS ACT	F.J. D.A.	TOTAL	ADULT					F.J. D.A.	NO SUPER-VISION
			REGULAR	IN-DETER-MINATE	MIXED				IMME-DIATE	DE-LAYED	SPLIT				
KANSAS	243	103	50	32	4	7	-	123	91	-	31	-	1	1	16
TOTAL AV. SENT.		51	41	74	39	48	-	24	32	-	4	-	1		
HOMICIDE AV. SENT.	2	2	1	1	-	-	-	-	-	-	-	-	-	-	-
ROBBERY AV. SENT.	16	15	5	11	-	-	-	-	-	-	-	-	-	-	-
ASSAULT AV. SENT.	1	1	1	-	-	-	-	-	-	-	-	-	-	-	-
BURGLARY AV. SENT.	-	-	-	-	-	-	-	-	-	-	-	-	-	-	-
LARCENY AND THEFT AV. SENT.	18	8	3	4	-	1	-	10	10	-	-	-	-	-	-
EMBEZZLEMENT AV. SENT.	8	-	-	-	-	-	-	8	5	-	3	-	-	-	-
FRAUD AV. SENT.	52	14	7	7	-	-	-	36	27	-	9	-	-	-	2
AUTO THEFT AV. SENT.	2	-	-	-	-	-	-	2	2	-	-	-	-	-	-
FORGERY, COUNTERFEIT. AV. SENT.	6	2	-	1	-	1	-	4	4	-	-	-	-	-	-
SEX OFFENSES AV. SENT.	-	-	-	-	-	-	-	-	-	-	-	-	-	-	-
MARIHUANA AV. SENT.	8	4	4	-	-	-	-	4	3	-	1	-	-	-	-
NARCOTICS AV. SENT.	19	12	7	1	2	2	-	7	2	-	5	-	-	-	-
WEAPONS AND FIREARMS AV. SENT.	28	22	13	6	-	3	-	6	6	-	-	-	-	-	-
ESCAPE AV. SENT.	15	12	12	-	-	-	-	3	1	-	2	-	-	-	-
OTHER GENERAL OFFENSES AV. SENT.	12	2	-	1	1	-	-	10	7	-	2	-	1	-	-
IMMIGRATION LAWS AV. SENT.	3	-	-	-	-	-	-	2	2	-	-	-	-	-	1
LIQUOR, INTERNAL REV. AV. SENT.	-	-	-	-	-	-	-	-	-	-	-	-	-	-	-
SELECTIVE SERVICE ACT AV. SENT.	-	-	-	-	-	-	-	-	-	-	-	-	-	-	-
OTHER SPECIAL OFFENSES AV. SENT.	53	8	7	-	1	-	-	31	22	-	9	-	-	-	14
		26	28	-	12	-	-	21	28	-	3	-	-		

**TABLE 3  
UNITED STATES DISTRICT COURTS  
TYPE OF SENTENCE FOR CONVICTED CRIMINAL DEFENDANTS  
TWELVE MONTH PERIOD ENDED JUNE 30, 1982**

DISTRICT AND OFFENSE	TOTAL CONVICTED	TYPE OF IMPRISONMENT					TYPE OF PROBATION					SUSPENDED SENTENCE	FINE ONLY		
		TOTAL SENTENCED	ADULT			YOUTH CORRECTIONS ACT	F.J. D.A.	TOTAL	ADULT					F.J. D.A.	NO SUPERVISION
			REGULAR	IN-DETERMINATE	MIXED				IMMEDIATE	DE-LAYED	SPLIT				
NEW MEXICO TOTAL AV. SENT.	198	82	70	1	5	6	-	109	88	-	20	-	1	-	7
HOMICIDE AV. SENT.	3	2	-	1	-	1	-	1	-	-	1	-	-	-	-
ROBBERY AV. SENT.	5	5	4	-	-	1	-	-	-	-	-	-	-	-	-
ASSAULT AV. SENT.	5	3	3	-	-	-	-	2	2	-	-	-	-	-	-
BURGLARY AV. SENT.	-	-	-	-	-	-	-	-	-	-	-	-	-	-	-
LARCENY AND THEFT AV. SENT.	12	6	6	-	-	-	-	6	6	-	-	-	-	-	-
EMBEZZLEMENT AV. SENT.	15	1	1	-	-	-	-	14	11	-	3	-	-	-	-
FRAUD AV. SENT.	16	6	4	-	2	-	-	10	10	-	-	-	-	-	-
AUTO THEFT AV. SENT.	4	4	1	-	-	3	-	-	-	-	-	-	-	-	-
FORGERY, COUNTERFEIT AV. SENT.	2	-	-	-	-	-	-	2	1	-	1	-	-	-	-
SEX OFFENSES AV. SENT.	3	3	3	-	-	-	-	-	-	-	-	-	-	-	-
MARIJUANA AV. SENT.	9	6	6	-	-	-	-	2	2	-	-	-	-	-	1
NARCOTICS AV. SENT.	22	17	15	-	1	1	-	5	1	-	4	-	-	-	-
WEAPONS AND FIREARMS AV. SENT.	11	7	7	-	-	-	-	4	4	-	-	-	-	-	-
ESCAPE AV. SENT.	2	1	1	-	-	-	-	1	1	-	-	-	-	-	-
OTHER GENERAL OFFENSES AV. SENT.	11	6	6	-	-	-	-	4	4	-	-	-	-	-	1
IMMIGRATION LAWS AV. SENT.	14	4	4	-	-	-	-	10	6	-	3	-	1	-	-
LIQUOR, INTERNAL REV. AV. SENT.	-	-	-	-	-	-	-	-	-	-	-	-	-	-	-
SELECTIVE SERVICE ACT AV. SENT.	-	-	-	-	-	-	-	-	-	-	-	-	-	-	-
OTHER SPECIAL OFFENSES AV. SENT.	64	11	9	-	2	-	-	48	40	-	8	-	-	-	5
		39	35	-	60	-	-	27	32	-	3	-	-	-	

**TABLE 3  
UNITED STATES DISTRICT COURTS  
TYPE OF SENTENCE FOR CONVICTED CRIMINAL DEFENDANTS  
TWELVE MONTH PERIOD ENDED JUNE 30, 1982**

DISTRICT AND OFFENSE	TOTAL CONVICTED	TYPE OF IMPRISONMENT					TYPE OF PROBATION					SUSPENDED SENTENCE	FINE ONLY		
		TOTAL SENTENCED	ADULT			YOUTH CORRECTIONS ACT	F.J. D.A.	TOTAL	ADULT					F.J. D.A.	NO SUPERVISION
			REGULAR	IN-DETERMINATE	MIXED				IMMEDIATE	DE-LAYED	SPLIT				
OKLAHOMA NORTHERN TOTAL AV. SENT.	115	54	39	4	9	2	-	55	49	1	5	-	-	-	6
HOMICIDE AV. SENT.	-	-	-	-	-	-	-	-	-	-	-	-	-	-	-
ROBBERY AV. SENT.	-	-	-	-	-	-	-	-	-	-	-	-	-	-	-
ASSAULT AV. SENT.	-	-	-	-	-	-	-	-	-	-	-	-	-	-	-
BURGLARY AV. SENT.	-	-	-	-	-	-	-	-	-	-	-	-	-	-	-
LARCENY AND THEFT AV. SENT.	11	5	5	-	-	-	-	6	6	-	-	-	-	-	-
EMBEZZLEMENT AV. SENT.	9	2	2	-	-	-	-	7	7	-	-	-	-	-	-
FRAUD AV. SENT.	23	9	4	2	3	-	-	13	12	-	1	-	-	-	1
AUTO THEFT AV. SENT.	5	3	3	-	-	-	-	2	2	-	-	-	-	-	-
FORGERY, COUNTERFEIT AV. SENT.	15	6	4	-	1	1	-	9	6	-	1	-	-	-	-
SEX OFFENSES AV. SENT.	-	-	-	-	-	-	-	-	-	-	-	-	-	-	-
MARIJUANA AV. SENT.	8	4	3	1	-	-	-	4	3	1	-	-	-	-	-
NARCOTICS AV. SENT.	6	6	5	-	1	-	-	-	-	-	-	-	-	-	-
WEAPONS AND FIREARMS AV. SENT.	22	13	8	1	3	1	-	9	7	-	2	-	-	-	-
ESCAPE AV. SENT.	1	1	1	-	-	-	-	-	-	-	-	-	-	-	-
OTHER GENERAL OFFENSES AV. SENT.	8	5	4	-	1	-	-	1	1	-	-	-	-	-	-
IMMIGRATION LAWS AV. SENT.	4	-	-	-	-	-	-	3	3	-	-	-	-	-	1
LIQUOR, INTERNAL REV. AV. SENT.	1	-	-	-	-	-	-	1	-	-	1	-	-	-	-
SELECTIVE SERVICE ACT AV. SENT.	-	-	-	-	-	-	-	6	-	-	6	-	-	-	-
OTHER SPECIAL OFFENSES AV. SENT.	4	-	-	-	-	-	-	-	-	-	-	-	-	-	4

**CONTINUED**

**3 OF 4**

**TABLE 3**  
**UNITED STATES DISTRICT COURTS**  
**TYPE OF SENTENCE FOR CONVICTED CRIMINAL DEFENDANTS**  
**TWELVE MONTH PERIOD ENDED JUNE 30, 1982.**

DISTRICT AND OFFENSE	TOTAL CONVICTED	TYPE OF IMPRISONMENT						TYPE OF PROBATION					SUSPENDED SENTENCE	FINE ONLY	
		TOTAL SENTENCED	ADULT			YOUTH CORRECTIONS ACT	F.J. D.A.	TOTAL	ADULT			F.J. D.A.			NO SUPERVISION
			REGULAR	IN-DETERMINATE	MIXED				IMMEDIATE	DE-LAYED	SPLIT				
OKLAHOMA EASTERN TOTAL AV. SENT.	102	52	44	1	4	3	-	50	39	-	10	-	1	-	-
HOMICIDE AV. SENT.	-	-	-	-	-	-	-	-	-	-	-	-	-	-	-
ROBBERY AV. SENT.	-	-	-	-	-	-	-	-	-	-	-	-	-	-	-
ASSAULT AV. SENT.	-	-	-	-	-	-	-	-	-	-	-	-	-	-	-
BURGLARY AV. SENT.	-	-	-	-	-	-	-	-	-	-	-	-	-	-	-
LARCENY AND THEFT AV. SENT.	21	7	6	-	-	1	-	14	13	-	1	-	-	-	-
EMBEZZLEMENT AV. SENT.	8	2	-	-	1	1	-	6	4	-	2	-	-	-	-
FRAUD AV. SENT.	18	10	10	-	-	-	-	8	5	-	2	-	1	-	-
AUTO THEFT AV. SENT.	8	7	6	-	1	-	-	1	-	-	1	-	-	-	-
FORGERY, COUNTERFEIT. AV. SENT.	4	-	-	-	-	-	-	4	3	-	1	-	-	-	-
SEX OFFENSES AV. SENT.	-	-	-	-	-	-	-	-	-	-	-	-	-	-	-
MARIHUANA AV. SENT.	13	4	4	-	-	-	-	8	7	-	2	-	-	-	-
NARCOTICS AV. SENT.	6	6	4	-	1	1	-	-	-	-	-	-	-	-	-
WEAPONS AND FIREARMS AV. SENT.	11	6	6	-	-	-	-	5	5	-	-	-	-	-	-
ESCAPE AV. SENT.	-	-	-	-	-	-	-	-	-	-	-	-	-	-	-
OTHER GENERAL OFFENSES AV. SENT.	5	4	3	1	-	-	-	1	1	-	-	-	-	-	-
IMMIGRATION LAWS AV. SENT.	-	-	-	-	-	-	-	-	-	-	-	-	-	-	-
LIQUOR, INTERNAL REV. AV. SENT.	1	-	-	-	-	-	-	1	1	-	-	-	-	-	-
SELECTIVE SERVICE ACT AV. SENT.	-	-	-	-	-	-	-	-	-	-	-	-	-	-	-
OTHER SPECIAL OFFENSES AV. SENT.	7	6	5	-	1	-	-	1	-	-	1	-	-	-	-
		43	49	-	12	-	-	6	-	-	6	-	-	-	-

**TABLE 3**  
**UNITED STATES DISTRICT COURTS**  
**TYPE OF SENTENCE FOR CONVICTED CRIMINAL DEFENDANTS**  
**TWELVE MONTH PERIOD ENDED JUNE 30, 1982**

DISTRICT AND OFFENSE	TOTAL CONVICTED	TYPE OF IMPRISONMENT						TYPE OF PROBATION					SUSPENDED SENTENCE	FINE ONLY	
		TOTAL SENTENCED	ADULT			YOUTH CORRECTIONS ACT	F.J. D.A.	TOTAL	ADULT			F.J. D.A.			NO SUPERVISION
			REGULAR	IN-DETERMINATE	MIXED				IMMEDIATE	DE-LAYED	SPLIT				
OKLAHOMA WESTERN TOTAL AV. SENT.	322	119	110	6	-	3	-	90	77	-	8	1	4	-	113
HOMICIDE AV. SENT.	3	3	2	1	-	-	-	-	-	-	-	-	-	-	-
ROBBERY AV. SENT.	7	7	5	1	-	1	-	-	-	-	-	-	-	-	-
ASSAULT AV. SENT.	5	3	2	1	-	-	-	2	2	-	-	-	-	-	-
BURGLARY AV. SENT.	2	2	1	1	-	-	-	2	2	-	-	-	-	-	-
LARCENY AND THEFT AV. SENT.	24	6	5	-	-	1	-	17	17	-	-	-	-	-	1
EMBEZZLEMENT AV. SENT.	16	2	2	-	-	-	-	14	11	-	-	-	3	-	-
FRAUD AV. SENT.	42	19	19	-	-	-	-	22	20	-	1	-	1	-	1
AUTO THEFT AV. SENT.	4	2	2	-	-	-	-	2	2	-	-	-	-	-	-
FORGERY, COUNTERFEIT. AV. SENT.	10	6	5	1	-	-	-	4	3	-	1	-	-	-	-
SEX OFFENSES AV. SENT.	-	-	-	-	-	-	-	-	-	-	-	-	-	-	-
MARIHUANA AV. SENT.	9	5	5	-	-	-	-	3	2	-	-	1	-	-	1
NARCOTICS AV. SENT.	35	29	29	-	-	-	-	6	3	-	3	-	-	-	-
WEAPONS AND FIREARMS AV. SENT.	17	14	13	-	-	1	-	3	2	-	1	-	-	-	-
ESCAPE AV. SENT.	16	15	14	1	-	-	-	1	1	-	-	-	-	-	-
OTHER GENERAL OFFENSES AV. SENT.	122	5	5	-	-	-	-	7	6	-	1	-	-	-	109
IMMIGRATION LAWS AV. SENT.	1	-	-	-	-	-	-	1	1	-	-	-	-	-	-
LIQUOR, INTERNAL REV. AV. SENT.	-	-	-	-	-	-	-	36	36	-	-	-	-	-	-
SELECTIVE SERVICE ACT AV. SENT.	-	-	-	-	-	-	-	-	-	-	-	-	-	-	-
OTHER SPECIAL OFFENSES AV. SENT.	9	-	-	-	-	-	-	8	7	-	1	-	-	-	1
								24	26	-	6	-	-	-	



**TABLE 3**  
**UNITED STATES DISTRICT COURTS**  
**TYPE OF SENTENCE FOR CONVICTED CRIMINAL DEFENDANTS**  
**TWELVE MONTH PERIOD ENDED JUNE 30, 1982**

DISTRICT AND OFFENSE	TOTAL CON-VICTED	TYPE OF IMPRISONMENT					TYPE OF PROBATION					SUS-PENDED SENTENCE	FINE ONLY		
		TOTAL SEN-TENCED	ADULT			YOUTH COR-RECTIONS ACT	F.J. D.A.	TOTAL	ADULT					F.J. D.A.	NO SUPER-VISION
			REGULAR	IN-DETER-MINATE	MIXED				IMME-DIATE	DE-LAYED	SPLIT				
UTAH															
TOTAL	179	54	42	1	8	3	-	91	75	-	16	-	-	10	24
AV. SENT.		55	59	240	19	48	-	26	30	-	4	-	-		
HOMICIDE AV. SENT.	3	-	-	-	-	-	-	3	3	-	-	-	-	-	-
ROBBERY AV. SENT.	16	14	11	1	-	2	-	2	1	-	1	-	-	-	-
ASSAULT AV. SENT.	10	3	3	-	-	-	-	6	4	-	2	-	-	-	1
BURGLARY AV. SENT.	1	-	-	-	-	-	-	1	1	-	-	-	-	-	-
LARCENY AND THEFT AV. SENT.	17	1	1	-	-	-	-	10	9	-	1	-	-	-	6
EMBEZZLEMENT AV. SENT.	12	1	-	-	1	-	-	10	9	-	1	-	-	-	1
FRAUD AV. SENT.	26	7	2	-	5	-	-	19	16	-	3	-	-	-	-
AUTO THEFT AV. SENT.	-	-	-	-	-	-	-	-	-	-	-	-	-	-	-
FORGERY, COUNTERFEIT. AV. SENT.	15	1	1	-	-	-	-	14	10	-	4	-	-	-	-
SEX OFFENSES AV. SENT.	-	-	-	-	-	-	-	-	-	-	-	-	-	-	-
MARIHUANA AV. SENT.	1	-	-	-	-	-	-	1	1	-	-	-	-	-	-
NARCOTICS AV. SENT.	14	8	6	-	1	1	-	6	6	-	-	-	-	-	-
WEAPONS AND FIREARMS AV. SENT.	3	3	2	-	1	-	-	-	-	-	-	-	-	-	-
ESCAPE AV. SENT.	3	1	1	-	-	-	-	2	1	-	1	-	-	-	-
OTHER GENERAL OFFENSES AV. SENT.	4	-	-	-	-	-	-	3	3	-	-	-	-	-	1
IMMIGRATION LAWS AV. SENT.	33	11	11	-	-	-	-	7	5	-	2	-	-	10	5
LIQUOR, INTERNAL REV. AV. SENT.	-	-	-	-	-	-	-	-	-	-	-	-	-	-	-
SELECTIVE SERVICE ACT AV. SENT.	-	-	-	-	-	-	-	-	-	-	-	-	-	-	-
OTHER SPECIAL OFFENSES AV. SENT.	21	4	4	-	-	-	-	7	6	-	1	-	-	-	10
		51	51	-	-	-	-	23	26	-	6	-	-		

**TABLE 3**  
**UNITED STATES DISTRICT COURTS**  
**TYPE OF SENTENCE FOR CONVICTED CRIMINAL DEFENDANTS**  
**TWELVE MONTH PERIOD ENDED JUNE 30, 1982**

DISTRICT AND OFFENSE	TOTAL CON-VICTED	TYPE OF IMPRISONMENT					TYPE OF PROBATION					SUS-PENDED SENTENCE	FINE ONLY		
		TOTAL SEN-TENCED	ADULT			YOUTH COR-RECTIONS ACT	F.J. D.A.	TOTAL	ADULT					F.J. D.A.	NO SUPER-VISION
			REGULAR	IN-DETER-MINATE	MIXED				IMME-DIATE	DE-LAYED	SPLIT				
WYOMING															
TOTAL	65	23	11	-	7	5	-	39	34	-	4	-	-	1	2
AV. SENT.		30	28	-	22	48	-	26	28	-	5	-	-	12	1
HOMICIDE AV. SENT.	1	-	-	-	-	-	-	1	1	-	-	-	-	-	-
ROBBERY AV. SENT.	1	1	-	-	-	1	-	-	-	-	-	-	-	-	-
ASSAULT AV. SENT.	1	1	1	-	-	-	-	-	-	-	-	-	-	-	-
BURGLARY AV. SENT.	1	-	-	-	-	-	-	1	1	-	-	-	-	-	-
LARCENY AND THEFT AV. SENT.	8	2	-	-	-	2	-	6	5	-	-	-	-	1	-
EMBEZZLEMENT AV. SENT.	11	-	-	-	-	-	-	11	11	-	-	-	-	-	-
FRAUD AV. SENT.	4	2	-	-	2	-	-	2	1	-	1	-	-	-	-
AUTO THEFT AV. SENT.	2	2	1	-	1	-	-	-	-	-	-	-	-	-	-
FORGERY, COUNTERFEIT. AV. SENT.	2	-	-	-	-	-	-	2	2	-	-	-	-	-	-
SEX OFFENSES AV. SENT.	-	-	-	-	-	-	-	-	-	-	-	-	-	-	-
MARIHUANA AV. SENT.	7	4	2	-	-	2	-	3	2	-	1	-	-	-	-
NARCOTICS AV. SENT.	7	5	2	-	3	-	-	2	2	-	-	-	-	-	-
WEAPONS AND FIREARMS AV. SENT.	6	5	5	-	-	-	-	1	-	-	1	-	-	-	-
ESCAPE AV. SENT.	-	-	-	-	-	-	-	-	-	-	-	-	-	-	-
OTHER GENERAL OFFENSES AV. SENT.	3	-	-	-	-	-	-	3	2	-	1	-	-	-	-
IMMIGRATION LAWS AV. SENT.	-	-	-	-	-	-	-	-	30	-	3	-	-	-	-
LIQUOR, INTERNAL REV. AV. SENT.	-	-	-	-	-	-	-	-	-	-	-	-	-	-	-
SELECTIVE SERVICE ACT AV. SENT.	-	-	-	-	-	-	-	-	-	-	-	-	-	-	-
OTHER SPECIAL OFFENSES AV. SENT.	11	1	-	-	1	-	-	7	7	-	-	-	-	2	1
		24	-	-	24	-	-	24	24	-	-	-	-		

**TABLE 3**  
**UNITED STATES DISTRICT COURTS**  
**TYPE OF SENTENCE FOR CONVICTED CRIMINAL DEFENDANTS**  
**TWELVE MONTH PERIOD ENDED JUNE 30, 1982**

DISTRICT AND OFFENSE	TOTAL CONVICTED	TYPE OF IMPRISONMENT					TYPE OF PROBATION					SUSPENDED SENTENCE	FINE ONLY		
		TOTAL SENTENCED	ADULT			YOUTH CORRECTIONS ACT	F.J. D.A.	TOTAL	ADULT					F.J. D.A.	NO SUPERVISION
			REGULAR	IN-DETERMINATE	MIXED				IMMEDIATE	DE-LAYED	SPLIT				
ALABAMA NORTHERN TOTAL AV. SENT.	447	119 48	102 48	2 168	15 27	-	-	306 20	264 22	-	41 5	-	1 12	1	21
HOMICIDE AV. SENT.	-	-	-	-	-	-	-	-	-	-	-	-	-	-	-
ROBBERY AV. SENT.	14	12 138	11 128	1 240	-	-	2 6	-	-	2 6	-	-	-	-	-
ASSAULT AV. SENT.	5	1 18	1 18	-	-	-	3 28	2 36	-	-	-	1 12	-	-	1
BURGLARY AV. SENT.	-	-	-	-	-	-	-	-	-	-	-	-	-	-	-
LARCENY AND THEFT AV. SENT.	44	16 53	15 50	1 96	-	-	28 33	25 36	-	3 6	-	-	-	-	-
EMBEZZLEMENT AV. SENT.	18	3 23	1 36	-	2 16	-	15 34	13 39	-	2 4	-	-	-	-	-
FRAUD AV. SENT.	34	3 54	1 72	-	2 45	-	28 33	23 39	-	5 3	-	-	-	-	3
AUTO THEFT AV. SENT.	25	12 35	11 36	-	1 24	-	13 28	11 33	-	2 5	-	-	-	-	-
FORGERY, COUNTERFEIT. AV. SENT.	89	36 36	27 40	-	9 23	-	53 31	39 40	-	14 5	-	-	-	-	-
SEX OFFENSES AV. SENT.	-	-	-	-	-	-	-	-	-	-	-	-	-	-	-
MARIHUANA AV. SENT.	5	1 66	1 66	-	-	-	4 15	4 15	-	-	-	-	-	-	-
NARCOTICS AV. SENT.	3	2 24	2 24	-	-	-	1 36	1 36	-	-	-	-	-	-	-
WEAPONS AND FIREARMS AV. SENT.	33	13 34	13 34	-	-	-	19 23	9 42	-	10 5	-	-	-	-	1
ESCAPE AV. SENT.	14	12 21	12 21	-	-	-	2 21	1 36	-	1 6	-	-	-	-	-
OTHER GENERAL OFFENSES AV. SENT.	134	8 52	7 52	-	1 54	-	116 4	115 4	-	1 6	-	-	-	-	10
IMMIGRATION LAWS AV. SENT.	-	-	-	-	-	-	-	-	-	-	-	-	-	-	-
LIQUOR, INTERNAL REV. AV. SENT.	-	-	-	-	-	-	-	-	-	-	-	-	-	-	-
SELECTIVE SERVICE ACT AV. SENT.	-	-	-	-	-	-	-	-	-	-	-	-	-	-	-
OTHER SPECIAL OFFENSES AV. SENT.	29	-	-	-	-	-	22 25	21 26	-	1 6	-	-	1	-	6

**TABLE 3**  
**UNITED STATES DISTRICT COURTS**  
**TYPE OF SENTENCE FOR CONVICTED CRIMINAL DEFENDANTS**  
**TWELVE MONTH PERIOD ENDED JUNE 30, 1982**

DISTRICT AND OFFENSE	TOTAL CONVICTED	TYPE OF IMPRISONMENT					TYPE OF PROBATION					SUSPENDED SENTENCE	FINE ONLY		
		TOTAL SENTENCED	ADULT			YOUTH CORRECTIONS ACT	F.J. D.A.	TOTAL	ADULT					F.J. D.A.	NO SUPERVISION
			REGULAR	IN-DETERMINATE	MIXED				IMMEDIATE	DE-LAYED	SPLIT				
ALABAMA MIDDLE TOTAL AV. SENT.	264	63 37	55 35	-	-	8 48	-	89 26	83 28	-	6 3	-	-	1	111
HOMICIDE AV. SENT.	-	-	-	-	-	-	-	-	-	-	-	-	-	-	-
ROBBERY AV. SENT.	1	1 120	1 120	-	-	-	-	-	-	-	-	-	-	-	-
ASSAULT AV. SENT.	2	1 2	1 2	-	-	-	-	1 12	1 12	-	-	-	-	-	-
BURGLARY AV. SENT.	-	-	-	-	-	-	-	-	-	-	-	-	-	-	-
LARCENY AND THEFT AV. SENT.	48	5 80	4 88	-	-	1 48	-	31 20	31 20	-	-	-	-	-	12
EMBEZZLEMENT AV. SENT.	7	1 24	1 24	-	-	-	-	6 33	5 38	-	1 6	-	-	-	-
FRAUD AV. SENT.	22	2 27	2 27	-	-	-	-	20 31	18 34	-	2 4	-	-	-	-
AUTO THEFT AV. SENT.	13	9 32	8 30	-	-	1 48	-	4 51	4 51	-	-	-	-	-	-
FORGERY, COUNTERFEIT. AV. SENT.	8	5 49	4 49	-	-	1 48	-	2 48	2 48	-	-	-	-	-	1
SEX OFFENSES AV. SENT.	1	-	-	-	-	-	-	1 60	1 60	-	-	-	-	-	-
MARIHUANA AV. SENT.	12	4 33	4 33	-	-	-	-	5 12	5 12	-	-	-	-	-	3
NARCOTICS AV. SENT.	11	9 61	5 72	-	-	4 48	-	1 12	1 12	-	-	-	-	-	1
WEAPONS AND FIREARMS AV. SENT.	15	6 30	5 26	-	-	1 48	-	8 29	5 45	-	3 2	-	-	-	1
ESCAPE AV. SENT.	16	14 14	14 14	-	-	-	-	2 36	2 36	-	-	-	-	-	-
OTHER GENERAL OFFENSES AV. SENT.	98	6 25	6 25	-	-	-	-	2 24	2 24	-	-	-	-	1	89
IMMIGRATION LAWS AV. SENT.	-	-	-	-	-	-	-	-	-	-	-	-	-	-	-
LIQUOR, INTERNAL REV. AV. SENT.	-	-	-	-	-	-	-	-	-	-	-	-	-	-	-
SELECTIVE SERVICE ACT AV. SENT.	-	-	-	-	-	-	-	-	-	-	-	-	-	-	-
OTHER SPECIAL OFFENSES AV. SENT.	10	-	-	-	-	-	-	6 15	6 15	-	-	-	-	-	4

**TABLE 3  
UNITED STATES DISTRICT COURTS  
TYPE OF SENTENCE FOR CONVICTED CRIMINAL DEFENDANTS  
TWELVE MONTH PERIOD ENDED JUNE 30, 1982.**

DISTRICT AND OFFENSE	TOTAL CON-VICTED	TYPE OF IMPRISONMENT					TYPE OF PROBATION					SUS-PENDED SENTENCE	FINE ONLY		
		TOTAL SENTENCED	ADULT			YOUTH COR-RECTIONS ACT	F.J. D.A.	TOTAL	ADULT					F.J. D.A.	NO SUPER-VISION
			REGULAR	IN-DETER-MINATE	MIXED				IMME-DIATE	DE-LAYED	SPLIT				
ALABAMA SOUTHERN TOTAL AV. SENT.	129	54 67	54 67	-	-	-	73 42	66 46	-	7 6	-	-	2	-	
HOMICIDE AV. SENT.	-	-	-	-	-	-	-	-	-	-	-	-	-	-	
ROBBERY AV. SENT.	1	1 300	1 300	-	-	-	-	-	-	-	-	-	-	-	
ASSAULT AV. SENT.	1	1 1	1 1	-	-	-	-	-	-	-	-	-	-	-	
BURGLARY AV. SENT.	-	-	-	-	-	-	-	-	-	-	-	-	-	-	
LARCENY AND THEFT AV. SENT.	6	5 72	5 72	-	-	-	1 60	1 60	-	-	-	-	-	-	
EMBEZZLEMENT AV. SENT.	5	-	-	-	-	-	5 55	5 55	-	-	-	-	-	-	
FRAUD AV. SENT.	20	7 48	7 48	-	-	-	13 36	11 41	-	2 6	-	-	-	-	
AUTO THEFT AV. SENT.	6	2 39	2 39	-	-	-	4 46	3 60	-	1 6	-	-	-	-	
FORGERY, COUNTERFEIT. AV. SENT.	6	2 132	2 132	-	-	-	4 46	3 60	-	1 6	-	-	-	-	
SEX OFFENSES AV. SENT.	-	-	-	-	-	-	-	-	-	-	-	-	-	-	
MARIHUANA AV. SENT.	38	19 68	19 68	-	-	-	17 52	15 59	-	2 6	-	-	2	-	
NARCOTICS AV. SENT.	6	2 54	2 54	-	-	-	4 60	4 60	-	-	-	-	-	-	
WEAPONS AND FIREARMS AV. SENT.	18	12 61	12 61	-	-	-	6 37	5 43	-	1 8	-	-	-	-	
ESCAPE AV. SENT.	1	1 36	1 35	-	-	-	-	-	-	-	-	-	-	-	
OTHER GENERAL OFFENSES AV. SENT.	5	-	-	-	-	-	5 50	5 50	-	-	-	-	-	-	
IMMIGRATION LAWS AV. SENT.	-	-	-	-	-	-	-	-	-	-	-	-	-	-	
LIQUOR, INTERNAL REV. AV. SENT.	-	-	-	-	-	-	-	-	-	-	-	-	-	-	
SELECTIVE SERVICE ACT AV. SENT.	-	-	-	-	-	-	-	-	-	-	-	-	-	-	
OTHER SPECIAL OFFENSES AV. SENT.	16	2 66	2 66	-	-	-	14 24	14 24	-	-	-	-	-	-	

**TABLE 3  
UNITED STATES DISTRICT COURTS  
TYPE OF SENTENCE FOR CONVICTED CRIMINAL DEFENDANTS  
TWELVE MONTH PERIOD ENDED JUNE 30, 1982.**

DISTRICT AND OFFENSE	TOTAL CON-VICTED	TYPE OF IMPRISONMENT						TYPE OF PROBATION					SUS-PENDED SENTENCE	FINE ONLY	
		TOTAL SENTENCED	ADULT			YOUTH COR-RECTIONS ACT	F.J. D.A.	TOTAL	ADULT			F.J. D.A.			NO SUPER-VISION
			REGULAR	IN-DETER-MINATE	MIXED				IMME-DIATE	DE-LAYED	SPLIT				
FLORIDA NORTHERN TOTAL AV. SENT.	147	122 131	116 130	5 160	1 12	-	-	23 40	20 45	-	3 5	-	-	-	2
HOMICIDE AV. SENT.	-	-	-	-	-	-	-	-	-	-	-	-	-	-	-
ROBBERY AV. SENT.	7	7 257	5 228	2 330	-	-	-	-	-	-	-	-	-	-	-
ASSAULT AV. SENT.	-	-	-	-	-	-	-	-	-	-	-	-	-	-	-
BURGLARY AV. SENT.	-	-	-	-	-	-	-	-	-	-	-	-	-	-	-
LARCENY AND THEFT AV. SENT.	7	4 63	4 63	-	-	-	-	3 36	3 36	-	-	-	-	-	-
EMBEZZLEMENT AV. SENT.	5	1 36	1 36	-	-	-	-	4 23	2 42	-	2 5	-	-	-	-
FRAUD AV. SENT.	20	13 65	11 72	2 48	1 12	-	-	7 55	7 56	-	-	-	-	-	-
AUTO THEFT AV. SENT.	1	1 36	1 36	-	-	-	-	-	-	-	-	-	-	-	-
FORGERY, COUNTERFEIT. AV. SENT.	1	-	-	-	-	-	-	1 36	1 36	-	-	-	-	-	-
SEX OFFENSES AV. SENT.	2	2 96	2 96	-	-	-	-	-	-	-	-	-	-	-	-
MARIHUANA AV. SENT.	61	60 154	59 156	1 48	-	-	-	1 24	1 24	-	-	-	-	-	-
NARCOTICS AV. SENT.	25	24 135	24 135	-	-	-	-	-	-	-	-	-	-	-	1
WEAPONS AND FIREARMS AV. SENT.	4	-	-	-	-	-	-	4 28	3 36	-	1 6	-	-	-	-
ESCAPE AV. SENT.	6	6 22	6 22	-	-	-	-	-	-	-	-	-	-	-	-
OTHER GENERAL OFFENSES AV. SENT.	4	3 46	2 45	1 48	-	-	-	1 60	1 60	-	-	-	-	-	-
IMMIGRATION LAWS AV. SENT.	1	1 48	1 48	-	-	-	-	-	-	-	-	-	-	-	-
LIQUOR, INTERNAL REV. AV. SENT.	-	-	-	-	-	-	-	-	-	-	-	-	-	-	-
SELECTIVE SERVICE ACT AV. SENT.	-	-	-	-	-	-	-	-	-	-	-	-	-	-	-
OTHER SPECIAL OFFENSES AV. SENT.	3	-	-	-	-	-	-	2 48	2 48	-	-	-	-	-	1

TABLE 3  
 UNITED STATES DISTRICT COURTS  
 TYPE OF SENTENCE FOR CONVICTED CRIMINAL DEFENDANTS  
 TWELVE MONTH PERIOD ENDED JUNE 30, 1982

DISTRICT AND OFFENSE	TOTAL CONVICTED	TYPE OF IMPRISONMENT						TYPE OF PROBATION					SUSPENDED SENTENCE	FINE ONLY	
		TOTAL SENTENCED	ADULT			YOUTH CORRECTIONS ACT	F.J. D.A.	TOTAL	ADULT			F.J. D.A.			NO SUPERVISION
			REGULAR	IN-DETERMINATE	MIXED				IMMEDIATE	DE-LAYED	SPLIT				
FLORIDA MIDDLE TOTAL AV. SENT.	471	250	205	24	13	8	-	207	152	-	53	-	2	2	12
		61	63	61	35	48	-	28	36	-	4	-	24		
HOMICIDE AV. SENT.	-	-	-	-	-	-	-	-	-	-	-	-	-	-	-
ROBBERY AV. SENT.	22	20	18	1	-	1	-	2	2	-	-	-	-	-	-
		185	195	120	-	48	-	48	48	-	-	-	-	-	-
ASSAULT AV. SENT.	4	1	1	-	-	-	-	3	2	-	1	-	-	-	-
		4	4	-	-	-	-	26	36	-	6	-	-	-	-
BURGLARY AV. SENT.	1	1	-	-	1	-	-	-	-	-	-	-	-	-	-
		18	-	-	18	-	-	-	-	-	-	-	-	-	-
LARCENY AND THEFT AV. SENT.	32	17	17	-	-	-	-	12	9	-	3	-	-	1	2
		36	36	-	-	-	-	24	31	-	4	-	-	-	-
EMBEZZLEMENT AV. SENT.	36	3	3	-	-	-	-	33	27	-	6	-	-	-	-
		44	44	-	-	-	-	31	36	-	4	-	-	-	-
FRAUD AV. SENT.	68	23	17	2	4	-	-	44	30	-	14	-	-	-	1
		37	35	36	48	-	-	28	40	-	4	-	-	-	-
AUTO THEFT AV. SENT.	5	3	3	-	-	-	-	2	2	-	-	-	-	-	-
		30	30	-	-	-	-	60	60	-	-	-	-	-	-
FORGERY, COUNTERFEIT. AV. SENT.	74	33	22	5	3	3	-	41	30	-	11	-	-	-	-
		48	51	38	36	48	-	32	42	-	4	-	-	-	-
SEX OFFENSES AV. SENT.	-	-	-	-	-	-	-	-	-	-	-	-	-	-	-
MARIHUANA AV. SENT.	78	63	54	6	1	2	-	15	11	-	4	-	-	-	-
		52	48	88	60	48	-	31	41	-	3	-	-	-	-
NARCOTICS AV. SENT.	45	39	35	3	1	-	-	5	4	-	1	-	-	-	1
		59	60	68	12	-	-	32	39	-	6	-	-	-	-
WEAPONS AND FIREARMS AV. SENT.	20	12	10	2	-	-	-	8	5	-	3	-	-	-	-
		42	43	36	-	-	-	16	22	-	5	-	-	-	-
ESCAPE AV. SENT.	9	7	4	1	-	2	-	2	1	-	1	-	-	-	-
		29	20	30	-	48	-	33	60	-	6	-	-	-	-
OTHER GENERAL OFFENSES AV. SENT.	36	22	16	4	2	-	-	11	6	-	5	-	-	-	3
		62	66	61	30	-	-	21	35	-	6	-	-	-	-
IMMIGRATION LAWS AV. SENT.	5	2	2	-	-	-	-	3	1	-	2	-	-	-	-
		4	4	-	-	-	-	15	36	-	5	-	-	-	-
LIQUOR, INTERNAL REV. AV. SENT.	-	-	-	-	-	-	-	-	-	-	-	-	-	-	-
SELECTIVE SERVICE ACT AV. SENT.	-	-	-	-	-	-	-	-	-	-	-	-	-	-	-
OTHER SPECIAL OFFENSES AV. SENT.	36	4	3	-	1	-	-	26	22	-	2	-	2	1	5
		148	194	-	12	-	-	19	20	-	6	-	24	-	-

TABLE 3  
 UNITED STATES DISTRICT COURTS  
 TYPE OF SENTENCE FOR CONVICTED CRIMINAL DEFENDANTS  
 TWELVE MONTH PERIOD ENDED JUNE 30, 1982

DISTRICT AND OFFENSE	TOTAL CONVICTED	TYPE OF IMPRISONMENT						TYPE OF PROBATION					SUSPENDED SENTENCE	FINE ONLY	
		TOTAL SENTENCED	ADULT			YOUTH CORRECTIONS ACT	F.J. D.A.	TOTAL	ADULT			F.J. D.A.			NO SUPERVISION
			REGULAR	IN-DETERMINATE	MIXED				IMMEDIATE	DE-LAYED	SPLIT				
FLORIDA SOUTHERN TOTAL AV. SENT.	1,300	878	751	10	96	21	-	383	199	-	147	-	37	20	19
		50	52	34	34	45	-	23	34	-	4	-	36		
HOMICIDE AV. SENT.	-	-	-	-	-	-	-	-	-	-	-	-	-	-	-
ROBBERY AV. SENT.	18	16	16	-	-	-	-	2	1	-	1	-	-	-	-
		258	258	-	-	-	-	15	24	-	6	-	-	-	-
ASSAULT AV. SENT.	5	4	4	-	-	-	-	1	1	-	-	-	-	-	-
		96	96	-	-	-	-	48	48	-	-	-	-	-	-
BURGLARY AV. SENT.	-	-	-	-	-	-	-	-	-	-	-	-	-	-	-
LARCENY AND THEFT AV. SENT.	18	8	6	-	-	-	-	9	6	-	2	-	1	1	-
		33	33	-	-	-	-	21	29	-	6	-	6	6	-
EMBEZZLEMENT AV. SENT.	23	4	2	-	2	-	-	19	12	-	6	-	1	-	-
		34	30	-	39	-	-	26	39	-	4	-	6	6	-
FRAUD AV. SENT.	75	25	18	1	6	-	-	46	29	-	16	-	1	1	3
		33	39	24	19	-	-	23	34	-	4	-	6	6	-
AUTO THEFT AV. SENT.	8	5	4	-	1	-	-	3	3	-	-	-	-	-	-
		100	117	-	36	-	-	52	52	-	-	-	-	-	-
FORGERY, COUNTERFEIT. AV. SENT.	54	20	18	-	1	1	-	33	17	-	16	-	-	-	1
		24	23	-	18	48	-	19	32	-	4	-	-	-	-
SEX OFFENSES AV. SENT.	-	-	-	-	-	-	-	-	-	-	-	-	-	-	-
MARIHUANA AV. SENT.	532	434	366	2	56	10	-	96	29	-	50	-	17	2	-
		42	44	27	34	48	-	18	32	-	5	-	32	2	-
NARCOTICS AV. SENT.	340	271	237	4	22	8	-	67	33	-	31	-	3	2	-
		51	52	39	41	48	-	24	44	-	4	-	8	8	-
WEAPONS AND FIREARMS AV. SENT.	50	27	25	-	1	1	-	23	12	-	11	-	-	-	-
		57	59	-	24	48	-	20	34	-	5	-	-	-	-
ESCAPE AV. SENT.	7	4	3	-	-	1	-	3	2	-	-	-	1	-	-
		34	30	-	-	48	-	36	42	-	-	-	24	-	-
OTHER GENERAL OFFENSES AV. SENT.	27	18	16	-	2	-	-	9	6	-	3	-	-	-	-
		80	87	-	29	-	-	27	40	-	3	-	-	-	-
IMMIGRATION LAWS AV. SENT.	96	36	31	2	3	-	-	47	25	-	10	-	12	13	-
		9	6	42	10	-	-	31	27	-	4	-	60	60	-
LIQUOR, INTERNAL REV. AV. SENT.	-	-	-	-	-	-	-	-	-	-	-	-	-	-	-
SELECTIVE SERVICE ACT AV. SENT.	-	-	-	-	-	-	-	-	-	-	-	-	-	-	-
OTHER SPECIAL OFFENSES AV. SENT.	47	6	3	1	2	-	-	25	23	-	1	-	1	1	15
		208	368	24	60	-	-	22	24	-	6	-	12	12	-

**TABLE 3  
UNITED STATES DISTRICT COURTS  
TYPE OF SENTENCE FOR CONVICTED CRIMINAL DEFENDANTS  
TWELVE MONTH PERIOD ENDED JUNE 30, 1982**

DISTRICT AND OFFENSE	TOTAL CON-VICTED	TYPE OF IMPRISONMENT					TYPE OF PROBATION					SUS-PENDED SENTENCE	FINE ONLY		
		TOTAL SENTENCED	ADULT			YOUTH COR-RECTIONS ACT	F.J. D.A.	TOTAL	ADULT					F.J. D.A.	NO SUPER-VISION
			REGULAR	IN-DETER-MINATE	MIXED				IMME-DIATE	DE-LAYED	SPLIT				
GEORGIA NORTHERN TOTAL AV. SENT.	512	242	179	18	37	8	-	265	207	-	57	-	1	1	4
HOMICIDE AV. SENT.	5	5	4	1	-	-	-	-	-	-	-	-	-	-	-
ROBBERY AV. SENT.	23	22	17	4	1	-	-	1	1	-	-	-	-	-	-
ASSAULT AV. SENT.	7	6	6	-	-	-	-	1	-	-	1	-	-	-	-
BURGLARY AV. SENT.	5	4	2	2	-	-	-	1	1	-	-	-	-	-	-
LARCENY AND THEFT AV. SENT.	59	28	21	2	3	2	-	31	23	-	8	-	-	-	-
EMBEZZLEMENT AV. SENT.	29	7	2	1	3	1	-	22	19	-	3	-	-	-	-
FRAUD AV. SENT.	79	25	14	-	9	2	-	53	32	-	20	-	1	-	1
AUTO THEFT AV. SENT.	16	11	7	2	2	-	-	5	5	-	-	-	-	-	-
FORGERY, COUNTERFEIT. AV. SENT.	50	29	22	2	4	1	-	21	20	-	1	-	-	-	-
SEX OFFENSES AV. SENT.	-	-	-	-	-	-	-	-	-	-	-	-	-	-	-
MARIHUANA AV. SENT.	18	11	11	-	-	-	-	7	4	-	3	-	-	-	-
NARCOTICS AV. SENT.	77	53	40	1	11	1	-	24	15	-	9	-	-	-	-
WEAPONS AND FIREARMS AV. SENT.	44	13	9	2	2	-	-	31	23	-	8	-	-	-	-
ESCAPE AV. SENT.	7	6	5	1	-	-	-	1	-	-	1	-	-	-	-
OTHER GENERAL OFFENSES AV. SENT.	14	8	8	-	-	-	-	6	5	-	1	-	-	-	-
IMMIGRATION LAWS AV. SENT.	-	-	-	-	-	-	-	-	-	-	-	-	-	-	-
LIQUOR, INTERNAL REV. AV. SENT.	3	-	-	-	-	-	-	3	2	-	1	-	-	-	-
SELECTIVE SERVICE ACT AV. SENT.	-	-	-	-	-	-	-	41	60	-	3	-	-	-	-
OTHER SPECIAL OFFENSES AV. SENT.	76	14	11	-	2	1	-	58	57	-	1	-	-	1	3

**TABLE 3  
UNITED STATES DISTRICT COURTS  
TYPE OF SENTENCE FOR CONVICTED CRIMINAL DEFENDANTS  
TWELVE MONTH PERIOD ENDED JUNE 30, 1982**

DISTRICT AND OFFENSE	TOTAL CON-VICTED	TYPE OF IMPRISONMENT					TYPE OF PROBATION					SUS-PENDED SENTENCE	FINE ONLY		
		TOTAL SENTENCED	ADULT			YOUTH COR-RECTIONS ACT	F.J. D.A.	TOTAL	ADULT					F.J. D.A.	NO SUPER-VISION
			REGULAR	IN-DETER-MINATE	MIXED				IMME-DIATE	DE-LAYED	SPLIT				
GEORGIA MIDDLE TOTAL AV. SENT.	1,045	85	69	1	14	1	-	107	84	-	13	-	10	-	853
HOMICIDE AV. SENT.	2	2	2	-	-	-	-	-	-	-	-	-	-	-	-
ROBBERY AV. SENT.	11	11	11	-	-	-	-	-	-	-	-	-	-	-	-
ASSAULT AV. SENT.	-	-	-	-	-	-	-	-	-	-	-	-	-	-	-
BURGLARY AV. SENT.	2	2	2	-	-	-	-	-	-	-	-	-	-	-	-
LARCENY AND THEFT AV. SENT.	17	9	8	1	-	-	-	8	7	-	1	-	-	-	-
EMBEZZLEMENT AV. SENT.	9	5	4	-	1	-	-	4	2	-	2	-	-	-	-
FRAUD AV. SENT.	18	7	6	-	1	-	-	11	11	-	-	-	-	-	-
AUTO THEFT AV. SENT.	5	2	2	-	-	-	-	3	-	-	3	-	-	-	-
FORGERY, COUNTERFEIT. AV. SENT.	13	12	6	-	6	-	-	1	1	-	-	-	-	-	-
SEX OFFENSES AV. SENT.	1	-	-	-	-	-	-	1	1	-	-	-	-	-	-
MARIHUANA AV. SENT.	33	19	16	-	3	-	-	7	5	-	2	-	-	-	7
NARCOTICS AV. SENT.	6	6	5	-	-	1	-	-	-	-	-	-	-	-	-
WEAPONS AND FIREARMS AV. SENT.	6	3	3	-	-	-	-	3	3	-	-	-	-	-	-
ESCAPE AV. SENT.	1	1	1	-	-	-	-	-	-	-	-	-	-	-	-
OTHER GENERAL OFFENSES AV. SENT.	877	1	1	-	-	-	-	51	49	-	2	-	-	-	825
IMMIGRATION LAWS AV. SENT.	2	1	-	-	1	-	-	1	-	-	1	-	-	-	-
LIQUOR, INTERNAL REV. AV. SENT.	1	-	-	-	-	-	-	1	1	-	-	-	-	-	-
SELECTIVE SERVICE ACT AV. SENT.	-	-	-	-	-	-	-	-	-	-	-	-	-	-	-
OTHER SPECIAL OFFENSES AV. SENT.	41	4	2	-	2	-	-	16	4	-	2	-	10	-	21



**TABLE 3  
UNITED STATES DISTRICT COURTS  
TYPE OF SENTENCE FOR CONVICTED CRIMINAL DEFENDANTS  
TWELVE MONTH PERIOD ENDED JUNE 30, 1982**

DISTRICT AND OFFENSE	TOTAL CONVICTED	TYPE OF IMPRISONMENT					TYPE OF PROBATION					SUSPENDED SENTENCE	FINE ONLY		
		TOTAL SENTENCED	ADULT			YOUTH CORRECTIONS ACT	F.J. D.A.	TOTAL	ADULT					F.J. D.A.	NO SUPERVISION
			REGULAR	IN-DETERMINATE	MIXED				IMMEDIATE	DE-LAYED	SPLIT				
GEORGIA SOUTHERN TOTAL AV. SENT.	380	102 108	58 147	24 64	14 50	6 48	-	111 22	79 29	-	28 4	-	4 21	17	150
HOMICIDE AV. SENT.	-	-	-	-	-	-	-	-	-	-	-	-	-	-	-
ROBBERY AV. SENT.	6	6 164	2 240	3 152	-	1 48	-	-	-	-	-	-	-	-	-
ASSAULT AV. SENT.	1	-	-	-	-	-	1	1	-	-	-	-	-	-	-
BURGLARY AV. SENT.	3	3 56	-	2 60	-	1 48	-	-	-	-	-	-	-	-	-
LARCENY AND THEFT AV. SENT.	18	7 39	3 37	3 50	1 12	-	10 17	6 27	-	4 4	-	-	-	-	1
EMBEZZLEMENT AV. SENT.	7	3 36	2 35	-	1 36	-	4 60	4 60	-	-	-	-	-	-	-
FRAUD AV. SENT.	12	7 43	2 48	4 37	1 60	-	5 29	3 48	-	2 2	-	-	-	-	-
AUTO THEFT AV. SENT.	3	2 54	1 43	1 60	-	-	1 60	1 60	-	-	-	-	-	-	-
FORGERY, COUNTERFEIT. AV. SENT.	31	14 60	5 76	6 44	3 66	-	17 32	11 46	-	6 5	-	-	-	-	-
SEX OFFENSES AV. SENT.	1	1 60	-	1 60	-	-	-	-	-	-	-	-	-	-	-
MARIHUANA AV. SENT.	45	32 169	27 189	1 120	1 36	3 48	12 15	2 39	-	9 4	-	1 50	-	-	1
NARCOTICS AV. SENT.	17	12 128	7 180	-	5 56	-	5 14	1 60	-	4 3	-	-	-	-	-
WEAPONS AND FIREARMS AV. SENT.	7	5 52	3 48	1 60	1 60	-	2 54	2 54	-	-	-	-	-	-	-
ESCAPE AV. SENT.	-	-	-	-	-	-	-	-	-	-	-	-	-	-	-
OTHER GENERAL OFFENSES AV. SENT.	198	7 125	6 136	1 60	-	-	39 13	36 13	-	1 4	-	2 9	16	136	
IMMIGRATION LAWS AV. SENT.	-	-	-	-	-	-	-	-	-	-	-	-	-	-	
LIQUOR, INTERNAL REV. AV. SENT.	7	1 24	-	-	1 24	-	5 60	5 60	-	-	-	-	-	1	
SELECTIVE SERVICE ACT AV. SENT.	-	-	-	-	-	-	-	-	-	-	-	-	-	-	
OTHER SPECIAL OFFENSES AV. SENT.	24	2 42	-	1 36	-	1 48	10 14	7 18	-	2 6	-	1 9	-	12	

**TABLE 3  
UNITED STATES DISTRICT COURTS  
TYPE OF SENTENCE FOR CONVICTED CRIMINAL DEFENDANTS  
TWELVE MONTH PERIOD ENDED JUNE 30, 1982**

DISTRICT AND OFFENSE	TOTAL CONVICTED	TYPE OF IMPRISONMENT					TYPE OF PROBATION					SUSPENDED SENTENCE	FINE ONLY		
		TOTAL SENTENCED	ADULT			YOUTH CORRECTIONS ACT	F.J. D.A.	TOTAL	ADULT					F.J. D.A.	NO SUPERVISION
			REGULAR	IN-DETERMINATE	MIXED				IMMEDIATE	DE-LAYED	SPLIT				
ALL DISTRICTS TOTAL AV. SENT.	32,252	12,361 61	9,422 62	1,093 73	1,342 43	483 58	21	16,261 26	11,529 33	2,353 48	4	21 40	1,171 24	235	3,395
HOMICIDE AV. SENT.	130	108 239	79 271	15 214	2 60	11 96	1	21 29	14 41	-	7 5	-	-	-	1
ROBBERY AV. SENT.	1,526	1,377 154	926 172	282 135	59 106	110 76	-	148 34	89 53	-	57 5	2 43	-	-	1
ASSAULT AV. SENT.	411	220 54	184 54	15 53	6 74	13 53	2	172 20	112 28	-	51 3	3 32	6 9	-	19
BURGLARY AV. SENT.	141	84 57	54 59	10 64	7 59	12 48	1	56 30	39 39	-	16 4	1 60	-	-	1
LARCENY AND THEFT AV. SENT.	2,869	975 42	728 42	82 50	102 35	61 48	2	1,724 25	1,320 31	-	290 4	2 53	112 12	17	153
EMBEZZLEMENT AV. SENT.	1,953	283 33	186 32	21 45	60 28	16 48	-	1,651 30	1,328 36	-	303 3	-	20 12	8	11
FRAUD AV. SENT.	4,848	1,354 36	902 37	90 40	351 31	11 48	-	3,323 28	2,435 35	-	760 3	-	126 35	19	152
AUTO THEFT AV. SENT.	429	262 53	191 51	22 64	33 60	15 48	1	164 30	117 40	-	44 5	-	3 20	-	3
FORGERY, COUNTERFEIT. AV. SENT.	1,909	795 42	598 43	44 44	125 34	28 48	-	1,105 30	812 39	-	280 4	-	13 21	3	6
SEX OFFENSES AV. SENT.	107	77 89	44 113	10 80	5 122	10 48	8	24 27	16 34	-	5 4	1 48	2 18	1	5
MARIHUANA AV. SENT.	2,436	1,340 56	1,124 57	79 55	105 48	31 48	1	981 22	692 27	7 36	205 4	2 48	81 21	19	96
NARCOTICS AV. SENT.	3,900	2,603 62	2,077 64	220 54	221 56	84 49	1	1,279 28	816 41	-	438 4	-	25 26	5	13
WEAPONS AND FIREARMS AV. SENT.	1,520	755 42	606 41	46 55	73 38	26 49	-	750 30	542 39	-	198 4	-	10 25	1	14
ESCAPE AV. SENT.	603	474 21	440 20	22 34	6 52	6 48	-	117 21	55 37	-	56 5	1 12	5 38	8	4
OTHER GENERAL OFFENSES AV. SENT.	4,485	527 68	395 73	33 54	81 45	17 90	1	1,505 13	1,070 16	-	176 3	-	259 9	57	2,379
IMMIGRATION LAWS AV. SENT.	2,281	711 20	565 17	80 31	48 35	15 48	3	1,479 28	696 37	-	382 4	7 41	394 37	65	26
LIQUOR, INTERNAL REV. AV. SENT.	33	5 29	3 25	-	1 24	1 48	-	26 36	19 49	-	7 3	-	-	1	1
SELECTIVE SERVICE ACT AV. SENT.	-	-	-	-	-	-	-	-	-	-	-	-	-	-	-
OTHER SPECIAL OFFENSES AV. SENT.	2,688	411 44	320 45	20 45	57 34	14 53	-	1,736 22	1,357 26	1 60	263 3	2 33	113 21	31	510

**Appendix Detail Table X-4  
Age, Prior Record, and Sex of Convicted Defendants  
1982**

TABLE 4  
 UNITED STATES DISTRICT COURTS  
 SEX, AGE, PRIOR CRIMINAL RECORD OF CONVICTED DEFENDANTS\*  
 TWELVE MONTH PERIOD ENDED JUNE 30, 1982

CIRCUIT AND DISTRICT	SEX REPORTED				AGE REPORTED						PRIOR CRIMINAL RECORD DATA REPORTED						
	TOTAL	MALE	FEMALE	CORPORATION	TOTAL	21 AND UNDER	22 TO 24	25 TO 29	30 TO 34	35 AND OVER	TOTAL	NO PRIOR RECORD	WITH PRIOR RECORD	TYPE OF PRIOR RECORD			
														JUVE-NILE	PROBA-TION	PRISON OR LESS	PRISON MORE THAN 1 YEAR
DISTRICT OF COLUMBIA TOTAL	448	356	90	2	445	30	37	113	108	157	442	176	266	4	118	32	112
HOMICIDE	-	-	-	-	-	-	-	-	-	-	-	-	-	-	-	-	-
ROBBERY	3	3	-	-	3	1	1	1	-	-	3	-	3	-	2	1	-
ASSAULT	1	1	-	-	1	-	-	-	1	-	1	-	-	-	-	-	-
BURGLARY	-	-	-	-	-	-	-	-	-	-	-	-	-	-	-	-	-
LARCENY AND THEFT	53	44	9	-	53	1	3	15	13	21	53	22	31	-	17	1	13
EMBEZZLEMENT	36	19	17	-	36	4	4	11	6	11	36	30	6	-	6	-	-
FRAUD	89	63	26	-	88	4	5	15	24	39	87	50	37	-	25	3	9
AUTO THEFT	-	-	-	-	-	-	-	-	-	-	-	-	-	-	-	-	-
FORGERY, COUNTERFEIT.	26	16	10	-	26	1	-	8	11	6	24	9	15	1	10	1	3
SEX OFFENSES	6	1	5	-	6	-	-	-	3	2	6	4	2	-	2	-	2
MARIHUANA	7	7	-	-	7	-	1	1	1	4	7	3	4	-	2	-	-
NARCOTICS	171	149	22	-	171	16	17	45	39	54	170	42	128	3	39	23	63
WEAPONS AND FIREARMS	25	25	-	-	25	3	4	7	5	6	24	5	19	-	7	1	11
ESCAPE	13	13	-	-	13	-	-	6	2	5	13	1	12	-	2	-	10
OTHER GENERAL OFFENSES	10	9	1	-	10	-	1	1	-	8	10	4	6	-	5	-	1
IMMIGRATION LAWS	-	-	-	-	-	-	-	-	-	-	-	-	-	-	-	-	-
LIQUOR, INTERNAL REV.	-	-	-	-	-	-	-	-	-	-	-	-	-	-	-	-	-
SELECTIVE SERVICE ACT	-	-	-	-	-	-	-	-	-	-	-	-	-	-	-	-	-
OTHER SPECIAL OFFENSES (FEDERAL STATUTES)	8	6	-	2	6	-	-	2	3	1	8	5	3	-	2	1	-
MAINE TOTAL	48	39	9	-	48	2	4	8	12	22	48	22	26	2	9	4	11
HOMICIDE	-	-	-	-	-	-	-	-	-	-	-	-	-	-	-	-	-
ROBBERY	1	1	-	-	1	-	-	-	-	1	1	-	1	-	-	-	1
ASSAULT	-	-	-	-	-	-	-	-	-	-	-	-	-	-	-	-	-
BURGLARY	-	-	-	-	-	-	-	-	-	-	-	-	-	-	-	-	-
LARCENY AND THEFT	-	-	-	-	-	-	-	-	-	-	-	-	-	-	-	-	-
EMBEZZLEMENT	7	1	6	-	7	-	1	1	2	3	7	6	1	-	1	-	-
FRAUD	5	5	-	-	5	1	1	-	-	3	5	3	2	1	1	-	-
AUTO THEFT	-	-	-	-	-	-	-	-	-	-	-	-	-	-	-	-	-
FORGERY, COUNTERFEIT.	7	5	2	-	7	1	2	-	2	2	7	1	6	1	1	1	3
SEX OFFENSES	-	-	-	-	-	-	-	-	-	-	-	-	-	-	3	2	5
MARIHUANA	16	15	1	-	16	-	-	4	6	6	16	6	10	-	1	1	5
NARCOTICS	5	5	-	-	5	-	2	2	1	1	5	3	2	-	1	1	-
WEAPONS AND FIREARMS	3	3	-	-	3	-	1	-	2	2	3	-	3	-	2	-	1
ESCAPE	-	-	-	-	-	-	-	-	-	-	-	-	-	-	-	-	-
OTHER GENERAL OFFENSES	-	-	-	-	-	-	-	-	-	-	-	-	-	-	-	-	-
IMMIGRATION LAWS	-	-	-	-	-	-	-	-	-	-	-	-	-	-	-	-	-
LIQUOR, INTERNAL REV.	-	-	-	-	-	-	-	-	-	-	-	-	-	-	-	-	-
SELECTIVE SERVICE ACT	-	-	-	-	-	-	-	-	-	-	-	-	-	-	-	-	-
OTHER SPECIAL OFFENSES (FEDERAL STATUTES)	4	4	-	-	4	-	-	-	-	4	4	3	1	-	-	-	1
MASSACHUSETTS TOTAL	402	347	55	-	400	17	34	63	67	219	398	162	236	1	117	42	76
HOMICIDE	-	-	-	-	-	-	-	-	-	-	-	-	-	-	-	-	-
ROBBERY	8	8	-	-	8	3	1	1	-	3	8	2	6	-	3	1	2
ASSAULT	6	5	1	-	6	1	-	1	1	3	6	2	4	-	3	-	1
BURGLARY	1	1	-	-	1	-	-	-	-	1	1	-	1	-	-	-	-
LARCENY AND THEFT	45	27	18	-	45	1	3	14	13	14	45	13	32	1	17	4	10
EMBEZZLEMENT	39	29	10	-	39	2	5	8	7	16	39	22	17	-	10	3	4
FRAUD	82	70	12	-	81	1	3	6	10	61	82	44	38	-	25	6	7
AUTO THEFT	3	3	-	-	3	-	1	1	-	1	3	-	3	-	1	-	2
FORGERY, COUNTERFEIT.	42	34	8	-	42	2	5	10	4	21	42	6	36	-	16	6	14
SEX OFFENSES	1	1	-	-	1	1	-	-	-	-	1	1	-	-	-	-	-
MARIHUANA	6	5	1	-	6	1	1	-	-	4	6	3	3	-	2	-	1
NARCOTICS	73	70	3	-	73	4	7	11	10	41	71	28	43	-	18	8	17
WEAPONS AND FIREARMS	21	21	-	-	21	-	2	5	6	8	20	2	18	-	5	5	8
ESCAPE	4	4	-	-	4	-	-	-	2	2	4	-	4	-	1	1	3
OTHER GENERAL OFFENSES	31	31	-	-	30	-	1	1	9	19	30	16	14	-	5	6	3
IMMIGRATION LAWS	3	2	1	-	3	-	1	-	1	1	3	2	1	-	1	-	-
LIQUOR, INTERNAL REV.	-	-	-	-	-	-	-	-	-	-	-	-	-	-	-	-	-
SELECTIVE SERVICE ACT	-	-	-	-	-	-	-	-	-	-	-	-	-	-	-	-	-
OTHER SPECIAL OFFENSES (FEDERAL STATUTES)	37	36	1	-	37	1	3	5	4	24	37	21	16	-	10	2	4

\*TABLE 4 INCLUDES ONLY DEFENDANTS FOR WHOM SEX, AGE, AND PRIOR CRIMINAL RECORD INFORMATION WAS REPORTED.

TABLE 4  
 UNITED STATES DISTRICT COURTS  
 SEX, AGE, PRIOR CRIMINAL RECORD OF CONVICTED DEFENDANTS\*  
 TWELVE MONTH PERIOD ENDED JUNE 30, 1982

CIRCUIT AND DISTRICT	SEX REPORTED				AGE REPORTED						PRIOR CRIMINAL RECORD DATA REPORTED						
	TOTAL	MALE	FEMALE	CORPORATION	TOTAL	21 AND UNDER	22 TO 24	25 TO 29	30 TO 34	35 AND OVER	TOTAL	NO PRIOR RECORD	WITH PRIOR RECORD	TYPE OF PRIOR RECORD			
														JUVE-NILE	PROBA-TION	PRISON OR LESS	PRISON MORE THAN 1 YEAR
NEW HAMPSHIRE TOTAL	45	40	5	-	45	2	2	11	12	18	41	19	22	-	13	6	3
HOMICIDE	-	-	-	-	-	-	-	-	-	-	-	-	-	-	-	-	-
ROBBERY	1	1	-	-	1	-	-	-	-	-	1	-	1	-	1	-	-
ASSAULT	-	-	-	-	-	-	-	-	-	-	-	-	-	-	-	-	-
BURGLARY	1	1	-	-	1	-	-	1	-	-	1	-	1	-	-	-	1
LARCENY AND THEFT	2	2	-	-	2	-	-	-	1	1	2	2	-	-	-	-	-
EMBEZZLEMENT	2	2	-	-	2	-	-	-	-	2	2	2	-	-	-	-	-
FRAUD	11	11	-	-	11	-	-	1	4	6	10	5	5	-	2	3	-
AUTO THEFT	1	1	-	-	1	-	-	-	1	-	1	1	-	-	-	-	-
FORGERY, COUNTERFEIT.	10	9	1	-	10	1	2	5	-	2	10	-	10	-	6	2	2
SEX OFFENSES	-	-	-	-	-	-	-	-	-	-	-	-	-	-	-	-	-
MARIHUANA	-	-	-	-	-	-	-	-	-	-	-	-	-	-	-	-	-
NARCOTICS	2	1	1	-	2	-	-	-	1	1	-	-	-	-	-	-	-
WEAPONS AND FIREARMS	1	1	-	-	1	-	-	-	1	-	1	1	-	-	-	-	-
ESCAPE	-	-	-	-	-	-	-	-	-	-	-	-	-	-	-	-	-
OTHER GENERAL OFFENSES	4	3	1	-	4	1	-	-	2	1	3	1	2	-	1	1	-
IMMIGRATION LAWS	3	3	-	-	3	-	-	2	1	-	3	3	-	-	-	-	-
LIQUOR, INTERNAL REV.	-	-	-	-	-	-	-	-	-	-	-	-	-	-	-	-	-
SELECTIVE SERVICE ACT	-	-	-	-	-	-	-	-	-	-	-	-	-	-	-	-	-
OTHER SPECIAL OFFENSES (FEDERAL STATUTES)	7	5	2	-	7	-	-	2	1	4	7	4	3	-	3	-	-
RHODE ISLAND TOTAL	122	99	23	-	122	1	7	24	28	62	122	70	52	-	21	13	18
HOMICIDE	-	-	-	-	-	-	-	-	-	-	-	-	-	-	-	-	-
ROBBERY	-	-	-	-	-	-	-	-	-	-	-	-	-	-	-	-	-
ASSAULT	-	-	-	-	-	-	-	-	-	-	-	-	-	-	-	-	-
BURGLARY	-	-	-	-	-	-	-	-	-	-	-	-	-	-	-	-	-
LARCENY AND THEFT	14	10	4	-	14	-	2	1	5	6	14	8	6	-	3	1	2
EMBEZZLEMENT	7	5	2	-	7	-	1	3	-	3	7	4	3	-	2	1	-
FRAUD	47	34	13	-	47	-	2	11	12	22	47						

TABLE 4  
 UNITED STATES DISTRICT COURTS  
 SEX, AGE, PRIOR CRIMINAL RECORD OF CONVICTED DEFENDANTS\*  
 TWELVE MONTH PERIOD ENDED JUNE 30, 1982

CIRCUIT AND DISTRICT	SEX REPORTED				AGE REPORTED					PRIOR CRIMINAL RECORD DATA REPORTED							
	TOTAL	MALE	FEMALE	CORPORATION	TOTAL	21 AND UNDER	22 TO 24	25 TO 29	30 TO 34	35 AND OVER	TOTAL	NO PRIOR RECORD	WITH PRIOR RECORD	TYPE OF PRIOR RECORD			
														JUVE-NILE	PROBA-TION	PRISON OR LESS	PRISON MORE THAN 1 YEAR
CONNECTICUT TOTAL	203	167	36	-	203	4	15	46	41	97	203	88	115	-	45	21	49
HOMICIDE	-	-	-	-	-	-	-	-	-	-	-	-	-	-	-	-	-
ROBBERY	7	6	1	-	7	-	1	3	3	-	7	-	7	-	1	-	6
ASSAULT	2	2	-	-	2	-	-	-	-	2	2	2	-	-	-	-	-
BURGLARY	-	-	-	-	-	-	-	-	-	-	-	-	-	-	-	-	-
LARCENY AND THEFT	8	6	2	-	8	1	1	2	1	3	8	-	8	-	3	2	3
EMBEZZLEMENT	21	14	7	-	21	1	2	6	3	9	21	16	5	-	3	1	1
FRAUD	54	40	14	-	54	-	2	7	10	35	54	36	18	-	12	1	5
AUTO THEFT	8	8	-	-	8	-	1	2	2	3	8	3	5	-	1	3	1
FORGERY, COUNTERFEIT.	12	10	2	-	12	-	-	2	4	6	12	4	8	-	2	-	6
SEX OFFENSES	-	-	-	-	-	-	-	-	-	-	-	-	-	-	-	-	-
MARIJUANA	5	5	-	-	5	-	4	1	-	-	5	1	4	-	4	-	-
NARCOTICS	47	39	8	-	47	1	3	12	14	17	47	12	35	-	11	9	15
WEAPONS AND FIREARMS	16	15	1	-	16	-	-	9	1	6	16	1	15	-	3	4	8
ESCAPE	3	3	-	-	3	-	-	1	1	1	3	1	2	-	-	-	2
OTHER GENERAL OFFENSES	10	10	-	-	10	-	1	-	1	8	10	7	3	-	1	-	2
IMMIGRATION LAHS	2	2	-	-	2	-	-	1	-	1	2	1	1	-	-	-	-
LIQUOR, INTERNAL REV.	-	-	-	-	-	-	-	-	-	-	-	-	-	-	-	-	-
SELECTIVE SERVICE ACT	-	-	-	-	-	-	-	-	-	-	-	-	-	-	-	-	-
OTHER SPECIAL OFFENSES (FEDERAL STATUTES)	8	7	1	-	8	1	-	-	1	6	8	4	4	-	4	-	-
NEW YORK NORTHERN TOTAL	102	91	11	-	102	2	7	25	15	53	99	72	27	-	10	1	16
HOMICIDE	-	-	-	-	-	-	-	-	-	-	-	-	-	-	-	-	-
ROBBERY	-	-	-	-	-	-	-	-	-	-	-	-	-	-	-	-	-
ASSAULT	1	1	-	-	1	-	-	-	-	1	1	1	-	-	-	-	-
BURGLARY	-	-	-	-	-	-	-	-	-	-	-	-	-	-	-	-	-
LARCENY AND THEFT	5	4	1	-	5	1	-	-	-	4	5	2	3	-	-	-	3
EMBEZZLEMENT	15	10	5	-	15	-	2	4	-	9	15	15	-	-	-	-	-
FRAUD	27	23	4	-	27	-	2	4	1	20	26	25	1	-	-	-	1
AUTO THEFT	-	-	-	-	-	-	-	-	-	-	-	-	-	-	-	-	-
FORGERY, COUNTERFEIT.	6	6	-	-	6	-	-	1	1	4	6	4	2	-	-	-	2
SEX OFFENSES	-	-	-	-	-	-	-	-	-	-	-	-	-	-	-	-	-
MARIJUANA	4	4	-	-	4	-	-	1	2	1	4	4	-	-	-	-	-
NARCOTICS	24	24	-	-	24	1	2	10	9	2	22	12	10	-	5	1	4
WEAPONS AND FIREARMS	1	1	-	-	1	-	-	-	-	1	1	-	1	-	-	-	-
ESCAPE	1	1	-	-	1	-	1	-	-	1	1	-	1	-	-	-	-
OTHER GENERAL OFFENSES	6	6	-	-	6	-	-	-	1	-	6	2	4	-	1	-	3
IMMIGRATION LAHS	6	5	1	-	6	-	-	2	1	3	6	4	2	-	1	-	1
LIQUOR, INTERNAL REV.	-	-	-	-	-	-	-	-	-	-	-	-	-	-	-	-	-
SELECTIVE SERVICE ACT	-	-	-	-	-	-	-	-	-	-	-	-	-	-	-	-	-
OTHER SPECIAL OFFENSES (FEDERAL STATUTES)	6	6	-	-	6	-	-	3	-	3	6	3	3	-	2	-	1
NEW YORK EASTERN TOTAL	784	683	101	-	782	16	51	125	190	400	770	483	307	10	152	42	103
HOMICIDE	-	-	-	-	-	-	-	-	-	-	-	-	-	-	-	-	-
ROBBERY	41	40	1	-	41	3	8	17	7	6	40	4	36	2	11	2	21
ASSAULT	2	2	-	-	2	1	-	-	-	1	2	-	2	-	-	1	1
BURGLARY	1	1	-	-	1	-	1	-	-	-	1	-	1	-	-	-	-
LARCENY AND THEFT	78	73	5	-	78	4	5	15	23	31	76	33	43	1	18	5	19
EMBEZZLEMENT	91	76	15	-	91	-	4	30	32	25	91	38	53	2	23	12	16
FRAUD	138	113	25	-	138	1	3	9	27	98	139	103	36	3	24	3	6
AUTO THEFT	1	1	-	-	1	-	-	-	-	1	-	-	-	-	-	-	-
FORGERY, COUNTERFEIT.	45	36	9	-	45	1	6	4	13	21	44	27	17	-	10	3	4
SEX OFFENSES	1	1	-	-	1	-	-	-	-	1	1	-	1	-	-	-	-
MARIJUANA	23	22	1	-	23	-	1	2	6	14	22	16	6	-	4	-	2
NARCOTICS	205	173	32	-	204	3	13	31	54	103	195	130	65	2	36	9	18
WEAPONS AND FIREARMS	35	35	-	-	35	-	3	3	7	22	35	28	7	-	5	1	1
ESCAPE	2	2	-	-	2	-	-	-	1	1	2	-	2	-	-	-	2
OTHER GENERAL OFFENSES	43	42	1	-	43	1	1	2	6	33	43	29	14	-	5	4	5
IMMIGRATION LAHS	6	5	1	-	6	-	-	1	2	2	6	2	4	-	2	1	1
LIQUOR, INTERNAL REV.	-	-	-	-	-	-	-	-	-	-	-	-	-	-	-	-	-
SELECTIVE SERVICE ACT	-	-	-	-	-	-	-	-	-	-	-	-	-	-	-	-	-
OTHER SPECIAL OFFENSES (FEDERAL STATUTES)	72	61	11	-	72	2	6	10	12	42	73	53	20	-	13	1	6

\*TABLE 4 INCLUDES ONLY DEFENDANTS FOR WHOM SEX, AGE, AND PRIOR CRIMINAL RECORD INFORMATION WAS REPORTED.

TABLE 4  
 UNITED STATES DISTRICT COURTS  
 SEX, AGE, PRIOR CRIMINAL RECORD OF CONVICTED DEFENDANTS\*  
 TWELVE MONTH PERIOD ENDED JUNE 30, 1982

CIRCUIT AND DISTRICT	SEX REPORTED				AGE REPORTED					PRIOR CRIMINAL RECORD DATA REPORTED							
	TOTAL	MALE	FEMALE	CORPORATION	TOTAL	21 AND UNDER	22 TO 24	25 TO 29	30 TO 34	35 AND OVER	TOTAL	NO PRIOR RECORD	WITH PRIOR RECORD	TYPE OF PRIOR RECORD			
														JUVE-NILE	PROBA-TION	PRISON OR LESS	PRISON MORE THAN 1 YEAR
NEW YORK SOUTHERN TOTAL	926	801	124	1	923	43	76	165	198	441	869	411	458	2	156	102	198
HOMICIDE	-	-	-	-	-	-	-	-	-	-	-	-	-	-	-	-	-
ROBBERY	87	86	1	-	87	17	17	26	17	10	87	23	64	1	13	13	37
ASSAULT	6	5	1	-	6	1	-	1	-	4	5	2	3	-	1	-	2
BURGLARY	1	1	-	-	1	-	-	-	-	1	-	-	-	-	-	-	-
LARCENY AND THEFT	97	77	20	-	97	-	8	22	26	41	95	30	65	-	23	15	27
EMBEZZLEMENT	130	102	28	-	130	12	13	28	33	44	121	81	40	-	18	10	12
FRAUD	185	163	22	-	184	4	10	24	26	120	174	103	71	-	38	11	22
AUTO THEFT	7	5	2	-	7	-	-	2	2	3	7	2	5	1	1	2	1
FORGERY, COUNTERFEIT.	61	51	10	-	61	1	7	8	16	29	60	22	38	-	6	16	16
SEX OFFENSES	1	1	-	-	1	-	-	-	-	-	1	-	-	-	-	-	-
MARIJUANA	14	13	1	-	14	-	-	1	10	3	14	8	6	-	1	-	5
NARCOTICS	163	137	26	-	163	4	9	25	29	96	148	62	86	-	23	18	45
WEAPONS AND FIREARMS	24	24	-	-	24	-	1	1	8	14	22	6	16	-	7	2	7
ESCAPE	8	8	-	-	8	-	-	1	1	5	8	1	7	-	-	-	7
OTHER GENERAL OFFENSES	48	46	2	-	48	-	-	5	6	37	43	27	16	-	6	3	7
IMMIGRATION LAHS	20	18	2	-	20	1	2	6	7	4	15	4	11	-	4	6	1
LIQUOR, INTERNAL REV.	-	-	-	-	-	-	-	-	-	-	-	-	-	-	-	-	-
SELECTIVE SERVICE ACT	-	-	-	-	-	-	-	-	-	-	-	-	-	-	-	-	-
OTHER SPECIAL OFFENSES (FEDERAL STATUTES)	74	64	9	1	72	3	8	14	16	31	68	40	28	-	15	5	8
NEW YORK WESTERN TOTAL	144	112	32	-	144	2	30	20	21	71	142	75	67	2	29	14	22
HOMICIDE	-	-	-	-	-	-	-	-	-	-	-	-	-	-	-	-	-
ROBBERY	14	12	2	-	14	1	6	2	1	4	13	1	12	1	4	3	4
ASSAULT	-	-	-	-	-	-	-	-	-	-	-	-	-	-	-	-	-
BURGLARY	-	-	-	-	-	-	-	-	-	-	-	-	-	-	-	-	-
LARCENY AND THEFT	12	11	1	-	12	1											

TABLE 4  
UNITED STATES DISTRICT COURTS  
SEX, AGE, PRIOR CRIMINAL RECORD OF CONVICTED DEFENDANTS\*  
TWELVE MONTH PERIOD ENDED JUNE 30, 1982

CIRCUIT AND DISTRICT	SEX REPORTED				AGE REPORTED					PRIOR CRIMINAL RECORD DATA REPORTED							
	TOTAL	MALE	FEMALE	CORPORATION	TOTAL	21 AND UNDER	22 TO 24	25 TO 29	30 TO 34	35 AND OVER	TOTAL	NO PRIOR RECORD	WITH PRIOR RECORD	TYPE OF PRIOR RECORD			
														JUVE-NILE	PROBA-TION	PRISON OR LESS	PRISON MORE THAN 1 YEAR
DELAWARE TOTAL	36	31	5	-	35	2	2	5	4	22	35	14	21	-	10	4	7
HOMICIDE	-	-	-	-	-	-	-	-	-	-	-	-	-	-	-	-	-
ROBBERY	2	2	-	-	2	-	1	-	-	1	2	-	2	-	1	-	1
ASSAULT	-	-	-	-	-	-	-	-	-	-	-	-	-	-	-	-	-
BURGLARY	-	-	-	-	-	-	-	-	-	-	-	-	-	-	-	-	-
LARCENY AND THEFT	1	1	-	-	1	1	-	-	-	-	1	1	-	-	-	-	-
EMBEZZLEMENT	2	1	1	-	2	-	1	-	-	1	2	-	2	-	1	1	-
FRAUD	12	9	3	-	11	-	1	1	1	9	11	5	6	-	4	1	1
AUTO THEFT	2	2	-	-	2	-	-	-	-	1	2	-	2	-	-	-	1
FORGERY, COUNTERFEIT.	2	1	1	-	2	-	-	-	1	1	2	-	2	-	1	-	1
SEX OFFENSES	-	-	-	-	-	-	-	-	-	-	-	-	-	-	-	-	-
MARIHUANA	-	-	-	-	-	-	-	-	-	-	-	-	-	-	-	-	-
NARCOTICS	4	4	-	-	4	-	-	2	1	1	4	3	1	-	1	-	-
WEAPONS AND FIREARMS	5	5	-	-	5	-	-	2	-	3	5	1	4	-	2	1	1
ESCAPE	-	-	-	-	-	-	-	-	-	3	5	1	4	-	2	1	1
OTHER GENERAL OFFENSES	4	4	-	-	4	1	-	-	-	3	4	3	1	-	-	-	1
IMMIGRATION LAWS	-	-	-	-	-	-	-	-	-	-	-	-	-	-	-	-	-
LIQUOR, INTERNAL REV.	-	-	-	-	-	-	-	-	-	-	-	-	-	-	-	-	-
SELECTIVE SERVICE ACT	-	-	-	-	-	-	-	-	-	-	-	-	-	-	-	-	-
OTHER SPECIAL OFFENSES (FEDERAL STATUTES)	2	2	-	-	2	-	-	-	-	2	2	1	1	-	-	-	1
NEW JERSEY TOTAL	563	473	90	-	561	12	44	97	100	308	542	267	275	3	137	33	102
HOMICIDE	-	-	-	-	-	-	-	-	-	-	-	-	-	-	-	-	-
ROBBERY	27	27	-	-	27	-	4	7	6	10	25	2	23	-	5	-	18
ASSAULT	-	-	-	-	-	-	-	-	-	-	-	-	-	-	-	-	-
BURGLARY	-	-	-	-	-	-	-	-	-	-	-	-	-	-	-	-	-
LARCENY AND THEFT	56	49	7	-	56	1	1	10	17	27	55	25	30	-	14	5	11
EMBEZZLEMENT	38	19	19	-	38	1	6	9	7	15	38	30	8	-	6	-	2
FRAUD	229	183	46	-	228	2	21	41	29	135	222	119	103	1	57	13	32
AUTO THEFT	4	4	-	-	4	-	-	1	1	2	4	1	3	-	1	-	2
FORGERY, COUNTERFEIT.	46	39	7	-	46	-	3	4	11	28	43	17	26	-	15	5	6
SEX OFFENSES	-	-	-	-	-	-	-	-	-	-	-	-	-	-	-	-	-
MARIHUANA	12	12	-	-	12	-	2	1	3	6	12	6	6	1	4	1	-
NARCOTICS	42	37	5	-	42	1	3	4	11	23	40	18	22	-	9	1	12
WEAPONS AND FIREARMS	27	27	-	-	27	3	2	3	6	13	27	6	21	-	6	3	12
ESCAPE	1	1	-	-	1	-	-	-	-	1	1	-	1	-	-	-	-
OTHER GENERAL OFFENSES	38	37	1	-	38	3	1	5	4	25	34	19	15	1	5	3	6
IMMIGRATION LAWS	2	1	1	-	2	1	-	-	-	1	2	2	-	-	-	-	-
LIQUOR, INTERNAL REV.	-	-	-	-	-	-	-	-	-	-	-	-	-	-	-	-	-
SELECTIVE SERVICE ACT	-	-	-	-	-	-	-	-	-	-	-	-	-	-	-	-	-
OTHER SPECIAL OFFENSES (FEDERAL STATUTES)	41	37	4	-	40	-	1	11	5	23	39	22	17	-	15	1	1
PENNSYLVANIA EASTERN TOTAL	449	400	49	-	449	13	34	53	84	265	390	186	204	2	85	31	86
HOMICIDE	-	-	-	-	-	-	-	-	-	-	-	-	-	-	-	-	-
ROBBERY	25	24	1	-	25	2	5	6	5	7	23	4	19	1	4	3	11
ASSAULT	5	6	-	-	6	-	1	-	1	4	4	1	3	-	-	-	3
BURGLARY	3	3	-	-	3	-	2	1	-	-	3	-	3	-	-	2	1
LARCENY AND THEFT	34	32	2	-	34	2	1	3	8	20	29	15	14	-	4	4	6
EMBEZZLEMENT	24	17	7	-	24	1	2	3	3	15	17	16	1	-	1	-	-
FRAUD	113	98	15	-	113	-	1	7	13	92	97	64	33	-	15	8	10
AUTO THEFT	2	2	-	-	2	-	-	-	-	2	2	-	2	-	-	-	1
FORGERY, COUNTERFEIT.	36	27	9	-	36	-	2	6	5	23	34	12	22	-	12	-	10
SEX OFFENSES	1	1	-	-	1	-	1	-	-	1	1	-	1	-	-	-	-
MARIHUANA	12	8	4	-	12	1	1	2	3	5	6	6	-	-	-	-	-
NARCOTICS	115	105	10	-	115	4	13	21	34	43	107	40	67	-	32	11	24
WEAPONS AND FIREARMS	28	28	-	-	28	1	2	4	7	14	25	6	19	1	5	-	13
ESCAPE	3	3	-	-	3	-	-	-	-	3	1	-	1	-	-	-	1
OTHER GENERAL OFFENSES	33	33	-	-	33	1	2	-	2	28	31	18	13	-	5	3	5
IMMIGRATION LAWS	-	-	-	-	-	-	-	-	-	-	-	-	-	-	-	-	-
LIQUOR, INTERNAL REV.	-	-	-	-	-	-	-	-	-	-	-	-	-	-	-	-	-
SELECTIVE SERVICE ACT	-	-	-	-	-	-	-	-	-	-	-	-	-	-	-	-	-
OTHER SPECIAL OFFENSES (FEDERAL STATUTES)	14	13	1	-	14	1	1	-	3	9	10	4	6	-	5	-	1

\*TABLE 4 INCLUDES ONLY DEFENDANTS FOR WHOM SEX, AGE, AND PRIOR CRIMINAL RECORD INFORMATION WAS REPORTED.

TABLE 4  
UNITED STATES DISTRICT COURTS  
SEX, AGE, PRIOR CRIMINAL RECORD OF CONVICTED DEFENDANTS\*  
TWELVE MONTH PERIOD ENDED JUNE 30, 1982

CIRCUIT AND DISTRICT	SEX REPORTED				AGE REPORTED					PRIOR CRIMINAL RECORD DATA REPORTED							
	TOTAL	MALE	FEMALE	CORPORATION	TOTAL	21 AND UNDER	22 TO 24	25 TO 29	30 TO 34	35 AND OVER	TOTAL	NO PRIOR RECORD	WITH PRIOR RECORD	TYPE OF PRIOR RECORD			
														JUVE-NILE	PROBA-TION	PRISON OR LESS	PRISON MORE THAN 1 YEAR
PENNSYLVANIA MIDDLE TOTAL	207	172	35	-	207	17	21	36	28	105	161	40	121	4	45	14	58
HOMICIDE	1	1	-	-	1	-	-	-	-	1	1	-	1	-	-	-	-
ROBBERY	6	6	-	-	6	-	-	-	-	1	6	-	1	-	-	-	1
ASSAULT	3	2	1	-	3	2	1	-	-	5	3	1	5	-	-	-	5
BURGLARY	-	-	-	-	-	-	-	-	-	-	-	-	-	-	-	-	-
LARCENY AND THEFT	24	20	4	-	24	3	1	5	5	10	22	4	18	-	2	-	1
EMBEZZLEMENT	12	8	4	-	12	4	-	1	5	5	8	6	2	-	5	4	9
FRAUD	81	68	13	-	81	4	3	11	8	55	53	17	36	2	16	5	13
AUTO THEFT	3	3	-	-	3	-	-	-	-	3	3	1	2	-	2	-	-
FORGERY, COUNTERFEIT.	33	23	10	-	33	4	11	11	5	2	31	4	27	2	9	3	13
SEX OFFENSES	-	-	-	-	-	-	-	-	-	-	-	-	-	-	-	-	-
MARIHUANA	2	2	-	-	2	-	-	-	-	-	2	-	2	-	-	-	-
NARCOTICS	9	9	-	-	9	-	-	1	-	1	2	-	2	-	-	-	-
WEAPONS AND FIREARMS	4	4	-	-	4	1	1	3	2	2	6	2	4	-	1	-	1
ESCAPE	6	6	-	-	6	-	-	-	-	1	4	1	3	-	2	-	1
OTHER GENERAL OFFENSES	15	12	3	-	15	2	2	2	1	8	11	3	8	-	4	1	3
IMMIGRATION LAWS	-	-	-	-	-	-	-	-	-	-	-	-	-	-	-	-	-
LIQUOR, INTERNAL REV.	-	-	-	-	-	-	-	-	-	-	-	-	-	-	-	-	-
SELECTIVE SERVICE ACT	-	-	-	-	-	-	-	-	-	-	-	-	-	-	-	-	-
OTHER SPECIAL OFFENSES (FEDERAL STATUTES)	8	8	-	-	8	-	-	1	-	7	5	1	4	-	-	-	2
PENNSYLVANIA WESTERN TOTAL	186	169	17	-	186	3	8	27	38	110	182	80	102	7	25	17	53
HOMICIDE	1	1	-	-	1	-	-	-	-	1	1	-	1	-	-	-	-
ROBBERY	19	19	-	-	19	1	2	3	3	10	19	3	16	1	-	3	12
ASSAULT	1	1	-	-	1	-	-	1	-	-	1	1	-	-	-	-	-
BURGLARY	-	-	-	-	-	-	-	-	-	-	-	-	-	-	-	-	-
LARCENY AND THEFT	24	20	4	-	24	1	3	6	4	10	24	3	21	-	2	6	11
EMBEZZLEMENT	10	6	4	-	10	-	1	3	2	4							



**TABLE 4  
UNITED STATES DISTRICT COURTS  
SEX, AGE, PRIOR CRIMINAL RECORD OF CONVICTED DEFENDANTS\*  
TWELVE MONTH PERIOD ENDED JUNE 30, 1982**

CIRCUIT AND DISTRICT	SEX REPORTED				AGE REPORTED					PRIOR CRIMINAL RECORD DATA REPORTED							
	TOTAL	MALE	FEMALE	CORPORATION	TOTAL	21 AND UNDER	22 TO 24	25 TO 29	30 TO 34	35 AND OVER	TOTAL	NO PRIOR RECORD	WITH PRIOR RECORD	TYPE OF PRIOR RECORD			
														JUVE-NILE	PROBATION	1 YEAR OR LESS	PRIOR PRISON MORE THAN 1 YEAR
<b>MARYLAND TOTAL</b>	<b>827</b>	<b>722</b>	<b>104</b>	<b>1</b>	<b>821</b>	<b>67</b>	<b>133</b>	<b>189</b>	<b>160</b>	<b>272</b>	<b>785</b>	<b>387</b>	<b>398</b>	<b>9</b>	<b>204</b>	<b>54</b>	<b>131</b>
HOMICIDE	2	2	-	-	2	1	-	1	-	-	2	1	1	-	1	-	-
ROBBERY	76	74	2	-	76	8	26	18	11	13	75	10	65	4	16	5	40
ASSAULT	5	5	-	-	5	-	2	2	-	-	5	2	3	-	2	-	1
BURGLARY	-	-	-	-	-	-	-	-	-	-	-	-	-	-	-	-	-
LARCENY AND THEFT	97	86	11	-	96	6	12	21	26	31	93	30	63	1	30	11	21
EMBEZZLEMENT	40	25	15	-	40	2	5	9	5	19	40	29	11	-	9	-	2
FRAUD	84	56	28	-	83	1	3	6	18	55	84	60	24	-	15	3	6
AUTO THEFT	4	4	-	-	4	-	-	-	-	-	4	1	3	-	-	-	-
FORGERY, COUNTERFEIT, SEX OFFENSES	32	29	3	-	32	1	3	6	3	16	29	4	25	-	13	7	5
MARIHUANA	158	141	17	-	157	23	35	49	29	21	149	114	35	-	23	5	7
NARCOTICS	104	89	15	-	104	7	10	27	23	37	102	37	65	1	30	11	23
WEAPONS AND FIREARMS	24	24	-	-	24	2	1	5	9	7	24	6	18	1	9	1	7
ESCAPE	5	5	-	-	5	-	-	-	2	3	5	-	5	-	-	-	3
OTHER GENERAL OFFENSES	169	158	11	-	167	13	35	44	21	54	147	81	66	2	46	9	9
IMMIGRATION LAWS	-	-	-	-	-	-	-	-	-	-	-	-	-	-	-	-	-
LIQUOR, INTERNAL REV. SELECTIVE SERVICE ACT	-	-	-	-	-	-	-	-	-	-	-	-	-	-	-	-	-
OTHER SPECIAL OFFENSES (FEDERAL STATUTES)	26	23	2	1	25	3	-	1	7	14	25	12	13	-	8	-	5
<b>NORTH CAROLINA EASTERN TOTAL</b>	<b>243</b>	<b>217</b>	<b>26</b>	<b>-</b>	<b>243</b>	<b>31</b>	<b>29</b>	<b>41</b>	<b>31</b>	<b>111</b>	<b>239</b>	<b>38</b>	<b>201</b>	<b>2</b>	<b>137</b>	<b>17</b>	<b>45</b>
HOMICIDE	1	1	-	-	1	-	-	1	-	-	1	-	1	-	1	-	-
ROBBERY	19	18	1	-	19	4	1	3	5	6	18	2	16	-	4	2	10
ASSAULT	2	2	-	-	2	-	-	-	1	1	2	-	2	-	2	-	-
BURGLARY	5	5	-	-	5	4	-	1	-	-	5	-	5	-	-	-	-
LARCENY AND THEFT	25	24	1	-	25	10	2	6	2	5	25	4	21	-	18	-	3
EMBEZZLEMENT	19	9	10	-	19	-	1	6	3	9	19	5	14	-	14	-	-
FRAUD	52	45	7	-	52	-	1	5	9	37	51	9	42	-	28	3	11
AUTO THEFT	-	-	-	-	-	-	-	-	-	-	-	-	-	-	-	-	-
FORGERY, COUNTERFEIT, SEX OFFENSES	11	10	1	-	11	3	2	3	1	2	11	1	10	1	5	1	3
MARIHUANA	25	25	-	-	25	4	8	2	3	8	25	9	16	1	12	2	1
NARCOTICS	12	10	2	-	12	1	-	2	1	8	11	1	10	-	9	1	-
WEAPONS AND FIREARMS	11	10	1	-	11	-	1	2	1	7	11	-	11	-	3	1	7
ESCAPE	2	1	1	-	2	-	-	1	1	-	2	-	2	-	-	-	1
OTHER GENERAL OFFENSES	24	23	1	-	24	4	9	3	1	7	24	1	23	-	18	3	2
IMMIGRATION LAWS	-	-	-	-	-	-	-	-	-	-	-	-	-	-	-	-	-
LIQUOR, INTERNAL REV. SELECTIVE SERVICE ACT	-	-	-	-	-	-	-	-	-	-	-	-	-	-	-	-	-
OTHER SPECIAL OFFENSES (FEDERAL STATUTES)	35	34	1	-	35	1	4	6	3	21	34	6	28	-	21	3	4
<b>NORTH CAROLINA MIDDLE TOTAL</b>	<b>171</b>	<b>147</b>	<b>24</b>	<b>-</b>	<b>171</b>	<b>4</b>	<b>15</b>	<b>22</b>	<b>44</b>	<b>86</b>	<b>167</b>	<b>60</b>	<b>107</b>	<b>1</b>	<b>51</b>	<b>11</b>	<b>44</b>
HOMICIDE	-	-	-	-	-	-	-	-	-	-	-	-	-	-	-	-	-
ROBBERY	17	15	2	-	17	1	3	5	4	4	17	2	15	-	6	5	4
ASSAULT	-	-	-	-	-	-	-	-	-	-	-	-	-	-	-	-	-
BURGLARY	-	-	-	-	-	-	-	-	-	-	-	-	-	-	-	-	-
LARCENY AND THEFT	10	7	3	-	10	-	-	2	2	6	10	4	6	-	3	-	3
EMBEZZLEMENT	10	4	6	-	10	-	1	1	5	3	10	8	2	-	2	-	-
FRAUD	28	26	2	-	28	-	2	2	24	-	28	15	13	-	6	1	6
AUTO THEFT	-	-	-	-	-	-	-	-	-	-	-	-	-	-	-	-	-
FORGERY, COUNTERFEIT, SEX OFFENSES	13	8	5	-	13	-	3	1	4	5	13	3	10	-	6	-	4
MARIHUANA	14	13	1	-	14	1	3	4	4	2	13	6	7	-	6	1	-
NARCOTICS	36	32	4	-	36	2	1	5	12	16	36	9	27	1	13	2	11
WEAPONS AND FIREARMS	14	14	-	-	14	-	1	1	7	5	14	2	12	-	2	1	9
ESCAPE	-	-	-	-	-	-	-	-	-	-	-	-	-	-	-	-	-
OTHER GENERAL OFFENSES	10	10	-	-	10	-	-	-	2	8	7	3	4	-	1	-	3
IMMIGRATION LAWS	-	-	-	-	-	-	-	-	-	-	-	-	-	-	-	-	-
LIQUOR, INTERNAL REV. SELECTIVE SERVICE ACT	9	9	-	-	9	-	1	-	-	8	9	2	7	-	3	1	3
OTHER SPECIAL OFFENSES (FEDERAL STATUTES)	10	9	1	-	10	-	2	1	2	5	10	6	4	-	3	-	1

\*TABLE 4 INCLUDES ONLY DEFENDANTS FOR WHOM SEX, AGE, AND PRIOR CRIMINAL RECORD INFORMATION WAS REPORTED.

**TABLE 4  
UNITED STATES DISTRICT COURTS  
SEX, AGE, PRIOR CRIMINAL RECORD OF CONVICTED DEFENDANTS\*  
TWELVE MONTH PERIOD ENDED JUNE 30, 1982**

CIRCUIT AND DISTRICT	SEX REPORTED				AGE REPORTED					PRIOR CRIMINAL RECORD DATA REPORTED							
	TOTAL	MALE	FEMALE	CORPORATION	TOTAL	21 AND UNDER	22 TO 24	25 TO 29	30 TO 34	35 AND OVER	TOTAL	NO PRIOR RECORD	WITH PRIOR RECORD	TYPE OF PRIOR RECORD			
														JUVE-NILE	PROBATION	1 YEAR OR LESS	PRIOR PRISON MORE THAN 1 YEAR
<b>NORTH CAROLINA WESTERN TOTAL</b>	<b>196</b>	<b>149</b>	<b>47</b>	<b>-</b>	<b>196</b>	<b>13</b>	<b>22</b>	<b>38</b>	<b>28</b>	<b>95</b>	<b>188</b>	<b>66</b>	<b>122</b>	<b>-</b>	<b>61</b>	<b>19</b>	<b>42</b>
HOMICIDE	1	1	-	-	1	-	-	1	-	-	1	-	1	-	1	-	-
ROBBERY	13	13	-	-	13	1	3	3	1	5	12	1	11	-	2	1	8
ASSAULT	1	1	-	-	1	-	-	1	-	-	1	-	1	-	-	-	-
BURGLARY	4	4	-	-	4	-	1	1	1	1	4	-	4	-	1	1	2
LARCENY AND THEFT	23	18	5	-	23	4	6	5	5	3	22	5	17	-	5	4	8
EMBEZZLEMENT	11	5	6	-	11	-	3	4	-	4	10	9	1	-	1	-	-
FRAUD	56	24	32	-	56	-	1	8	9	38	54	31	23	-	19	3	1
AUTO THEFT	4	4	-	-	4	2	-	1	-	1	3	1	2	-	1	1	-
FORGERY, COUNTERFEIT, SEX OFFENSES	18	17	1	-	18	1	-	4	-	13	18	6	12	-	7	2	3
MARIHUANA	3	3	-	-	3	-	1	1	1	-	3	-	3	-	-	-	-
NARCOTICS	4	4	-	-	4	2	-	1	1	-	4	2	2	-	1	1	-
WEAPONS AND FIREARMS	8	7	1	-	8	-	-	2	1	5	8	1	7	-	4	-	3
ESCAPE	21	21	-	-	21	-	5	2	3	11	21	2	19	-	11	-	8
OTHER GENERAL OFFENSES	7	7	-	-	7	-	1	1	3	2	7	7	-	-	-	1	6
IMMIGRATION LAWS	5	5	-	-	5	2	1	-	-	-	5	3	2	-	1	-	1
LIQUOR, INTERNAL REV. SELECTIVE SERVICE ACT	1	1	-	-	1	-	-	-	-	-	1	1	-	-	-	-	-
OTHER SPECIAL OFFENSES (FEDERAL STATUTES)	16	14	2	-	16	1	-	2	3	10	14	4	10	-	7	3	-
<b>SOUTH CAROLINA TOTAL</b>	<b>369</b>	<b>310</b>	<b>58</b>	<b>1</b>	<b>366</b>	<b>14</b>	<b>29</b>	<b>72</b>	<b>78</b>	<b>173</b>	<b>343</b>	<b>153</b>	<b>193</b>	<b>3</b>	<b>85</b>	<b>13</b>	<b>92</b>
HOMICIDE	12	12	-	-	12	-	2	3	5	2	12	1	11	-	2	1	8
ROBBERY	4	4	3	-	4	-	-	1	2	1	4	4	-	-	-	-	-
ASSAULT	2	2	-	-	2	-	-	-	-	-	2	-	2	-	-	-	-
BURGLARY	38	31	7	-	38	3	6	13	7	9	38	8	30	1	11	3	15
LARCENY AND THEFT	33	9	24	-	33	2	3	8	10	10	32	28	4	-	3	-	1
EMBEZZLEMENT	58	55	3	-	58	-	4	5	8	41	56	30	26	1	17	-	8
FRAUD	9	8	1	-	9	1	1	1	-	6	9	4	5	-	2	-	3
AUTO THEFT	41	26	15	-	41	3	5	14	7	12	40	13	27	-	7	4	16
FORGERY, COUNTERFEIT, SEX OFFENSES	1																



**TABLE 4**  
**UNITED STATES DISTRICT COURTS**  
**SEX, AGE, PRIOR CRIMINAL RECORD OF CONVICTED DEFENDANTS\***  
**TWELVE MONTH PERIOD ENDED JUNE 30, 1982**

CIRCUIT AND DISTRICT	SEX REPORTED			AGE REPORTED					PRIOR CRIMINAL RECORD DATA REPORTED								
	TOTAL	MALE	FEMALE	CORPORATION	TOTAL	21 AND UNDER	22 TO 24	25 TO 29	30 TO 34	35 AND OVER	TOTAL	NO PRIOR RECORD	WITH PRIOR RECORD	TYPE OF PRIOR RECORD			
														JUVE-NILE	PROBA-TION	PRISON 1 YEAR OR LESS	PRISON MORE THAN 1 YEAR
<b>MISSISSIPPI NORTHERN TOTAL</b>	<b>73</b>	<b>67</b>	<b>6</b>	<b>-</b>	<b>72</b>	<b>5</b>	<b>9</b>	<b>17</b>	<b>10</b>	<b>31</b>	<b>72</b>	<b>27</b>	<b>45</b>	<b>1</b>	<b>23</b>	<b>8</b>	<b>13</b>
HOMICIDE	-	-	-	-	-	-	-	-	-	-	-	-	-	-	-	-	-
ROBBERY	6	6	-	-	6	1	-	3	-	2	6	1	5	-	1	1	3
ASSAULT	-	-	-	-	-	-	-	-	-	-	-	-	-	-	-	-	-
BURGLARY	-	-	-	-	-	-	-	-	-	-	-	-	-	-	-	-	-
LARCENY AND THEFT	4	4	-	-	4	2	1	-	-	1	4	-	4	-	1	1	2
EMBEZZLEMENT	5	3	2	-	5	-	-	3	-	2	5	5	5	-	-	-	-
FRAUD	10	8	2	-	10	-	1	-	-	9	10	6	4	-	3	-	1
AUTO THEFT	5	5	-	-	5	1	-	1	1	2	5	-	5	1	2	1	1
FORGERY, COUNTERFEIT.	6	4	2	-	6	-	-	2	1	3	6	2	4	-	4	-	-
SEX OFFENSES	-	-	-	-	-	-	-	-	-	-	-	-	-	-	-	-	-
MARIJUANA	-	-	-	-	-	-	-	-	-	-	-	-	-	-	-	-	-
NARCOTICS	6	6	-	-	6	-	1	3	1	1	6	2	4	-	3	1	-
WEAPONS AND FIREARMS	9	9	-	-	9	-	1	3	3	2	9	2	7	-	3	-	4
ESCAPE	-	-	-	-	-	-	-	-	-	-	-	-	-	-	-	-	-
OTHER GENERAL OFFENSES	-	-	-	-	-	-	-	-	-	-	-	-	-	-	-	-	-
IMMIGRATION LAWS	-	-	-	-	-	-	-	-	-	-	-	-	-	-	-	-	-
LIQUOR, INTERNAL REV.	-	-	-	-	-	-	-	-	-	-	-	-	-	-	-	-	-
SELECTIVE SERVICE ACT	-	-	-	-	-	-	-	-	-	-	-	-	-	-	-	-	-
OTHER SPECIAL OFFENSES (FEDERAL STATUTES)	22	22	-	-	21	1	5	2	4	9	21	9	12	-	6	4	2
<b>MISSISSIPPI SOUTHERN TOTAL</b>	<b>70</b>	<b>61</b>	<b>9</b>	<b>-</b>	<b>65</b>	<b>3</b>	<b>6</b>	<b>14</b>	<b>5</b>	<b>37</b>	<b>55</b>	<b>27</b>	<b>28</b>	<b>-</b>	<b>11</b>	<b>3</b>	<b>14</b>
HOMICIDE	2	1	1	-	1	1	-	-	-	-	1	1	-	-	-	-	-
ROBBERY	4	4	-	-	4	1	-	3	-	-	4	1	3	-	1	-	2
ASSAULT	-	-	-	-	-	-	-	-	-	-	-	-	-	-	-	-	-
BURGLARY	-	-	-	-	-	-	-	-	-	-	-	-	-	-	-	-	-
LARCENY AND THEFT	11	11	-	-	11	-	-	4	-	7	6	1	5	-	1	-	4
EMBEZZLEMENT	2	1	1	-	2	-	-	2	-	-	2	2	2	-	-	-	-
FRAUD	21	18	3	-	18	-	-	-	2	16	14	12	2	-	2	-	-
AUTO THEFT	1	1	-	-	1	-	-	-	-	1	1	-	1	-	-	-	1
FORGERY, COUNTERFEIT.	7	5	2	-	7	-	3	3	-	1	7	1	6	-	4	1	1
SEX OFFENSES	-	-	-	-	-	-	-	-	-	-	-	-	-	-	-	-	-
MARIJUANA	2	2	-	-	2	-	1	-	-	1	2	2	2	-	-	-	-
NARCOTICS	4	4	-	-	4	-	-	-	2	2	2	2	2	-	-	-	-
WEAPONS AND FIREARMS	10	9	1	-	9	1	2	2	1	3	10	2	8	-	2	2	4
ESCAPE	-	-	-	-	-	-	-	-	-	-	-	-	-	-	-	-	-
OTHER GENERAL OFFENSES	4	4	-	-	4	-	-	-	-	4	4	1	3	-	1	-	2
IMMIGRATION LAWS	-	-	-	-	-	-	-	-	-	-	-	-	-	-	-	-	-
LIQUOR, INTERNAL REV.	-	-	-	-	-	-	-	-	-	-	-	-	-	-	-	-	-
SELECTIVE SERVICE ACT	-	-	-	-	-	-	-	-	-	-	-	-	-	-	-	-	-
OTHER SPECIAL OFFENSES (FEDERAL STATUTES)	2	1	1	-	2	-	-	-	-	2	2	2	-	-	-	-	-
<b>TEXAS NORTHERN TOTAL</b>	<b>531</b>	<b>435</b>	<b>96</b>	<b>-</b>	<b>530</b>	<b>30</b>	<b>50</b>	<b>104</b>	<b>104</b>	<b>242</b>	<b>417</b>	<b>110</b>	<b>307</b>	<b>4</b>	<b>124</b>	<b>49</b>	<b>130</b>
HOMICIDE	1	1	-	-	1	-	-	1	-	-	1	-	1	-	-	-	-
ROBBERY	13	11	2	-	13	2	-	3	3	5	9	-	9	1	-	2	6
ASSAULT	2	2	-	-	2	-	-	-	1	1	2	-	2	-	1	-	1
BURGLARY	-	-	-	-	-	-	-	-	-	-	-	-	-	-	-	-	-
LARCENY AND THEFT	32	21	11	-	32	1	5	7	11	8	25	5	20	-	10	5	5
EMBEZZLEMENT	34	16	18	-	34	4	4	14	7	5	22	12	10	-	10	-	-
FRAUD	106	90	16	-	106	2	5	8	17	74	82	32	50	-	23	7	20
AUTO THEFT	14	13	1	-	14	-	1	-	2	11	11	1	10	-	5	-	5
FORGERY, COUNTERFEIT.	70	48	22	-	70	6	11	17	17	19	61	8	53	2	18	14	19
SEX OFFENSES	-	-	-	-	-	-	-	-	-	-	-	-	-	-	-	-	-
MARIJUANA	24	21	3	-	23	-	2	4	8	9	15	6	9	-	4	-	5
NARCOTICS	68	57	11	-	68	5	10	10	13	30	48	8	40	-	22	6	12
WEAPONS AND FIREARMS	41	39	2	-	41	1	2	19	7	12	38	4	34	-	8	3	23
ESCAPE	27	27	-	-	27	1	3	2	6	15	27	-	27	-	-	1	26
OTHER GENERAL OFFENSES	16	15	1	-	16	-	-	3	-	13	13	10	3	-	3	-	-
IMMIGRATION LAWS	21	20	1	-	21	3	6	7	1	4	16	3	13	-	7	2	4
LIQUOR, INTERNAL REV.	-	-	-	-	-	-	-	-	-	-	-	-	-	-	-	-	-
SELECTIVE SERVICE ACT	-	-	-	-	-	-	-	-	-	-	-	-	-	-	-	-	-
OTHER SPECIAL OFFENSES (FEDERAL STATUTES)	62	54	8	-	62	5	1	9	11	36	47	21	26	1	13	8	4

\*TABLE 4 INCLUDES ONLY DEFENDANTS FOR WHOM SEX, AGE, AND PRIOR CRIMINAL RECORD INFORMATION WAS REPORTED.

**TABLE 4**  
**UNITED STATES DISTRICT COURTS**  
**SEX, AGE, PRIOR CRIMINAL RECORD OF CONVICTED DEFENDANTS\***  
**TWELVE MONTH PERIOD ENDED JUNE 30, 1982**

CIRCUIT AND DISTRICT	SEX REPORTED			AGE REPORTED					PRIOR CRIMINAL RECORD DATA REPORTED								
	TOTAL	MALE	FEMALE	CORPORATION	TOTAL	21 AND UNDER	22 TO 24	25 TO 29	30 TO 34	35 AND OVER	TOTAL	NO PRIOR RECORD	WITH PRIOR RECORD	TYPE OF PRIOR RECORD			
														JUVE-NILE	PROBA-TION	PRISON 1 YEAR OR LESS	PRISON MORE THAN 1 YEAR
<b>TEXAS EASTERN TOTAL</b>	<b>132</b>	<b>108</b>	<b>24</b>	<b>-</b>	<b>132</b>	<b>8</b>	<b>9</b>	<b>28</b>	<b>19</b>	<b>68</b>	<b>96</b>	<b>28</b>	<b>68</b>	<b>-</b>	<b>36</b>	<b>5</b>	<b>27</b>
HOMICIDE	-	-	-	-	-	-	-	-	-	-	-	-	-	-	-	-	-
ROBBERY	2	2	-	-	2	1	-	-	-	-	-	-	-	-	-	-	-
ASSAULT	-	-	-	-	-	1	-	1	-	-	1	-	1	-	-	-	1
BURGLARY	-	-	-	-	-	-	-	-	-	-	-	-	-	-	-	-	-
LARCENY AND THEFT	10	7	3	-	10	1	3	4	1	1	6	-	6	-	5	-	-
EMBEZZLEMENT	16	9	7	-	16	1	2	2	6	5	9	6	3	-	3	-	1
FRAUD	22	19	3	-	22	-	1	3	3	15	17	5	12	-	8	-	4
AUTO THEFT	6	5	1	-	6	2	-	-	1	3	5	1	4	-	1	-	3
FORGERY, COUNTERFEIT.	17	11	6	-	17	2	1	5	2	7	14	-	14	-	9	3	2
SEX OFFENSES	-	-	-	-	-	-	-	-	-	-	-	-	-	-	-	-	-
MARIJUANA	1	1	-	-	1	-	-	-	1	-	-	-	-	-	-	-	-
NARCOTICS	3	2	1	-	3	-	-	-	1	-	-	-	-	-	-	-	-
WEAPONS AND FIREARMS	13	13	-	-	13	-	-	3	-	-	2	-	2	-	-	-	-
ESCAPE	10	9	1	-	10	1	-	2	3	4	12	1	11	-	3	-	8
OTHER GENERAL OFFENSES	16	15	1	-	16	-	-	1	-	3	9	1	8	-	2	-	6
IMMIGRATION LAWS	-	-	-	-	-	-	-	-	-	-	-	-	-	-	-	-	-
LIQUOR, INTERNAL REV.	-	-	-	-	-	-	-	-	-	-	-	-	-	-	-	-	-
SELECTIVE SERVICE ACT	-	-	-	-	-	-	-	-	-	-	-	-	-	-	-	-	-
OTHER SPECIAL OFFENSES (FEDERAL STATUTES)	16	15	1	-	16	-	-	-	-	8	12	8	4	-	4	-	-
<b>TEXAS SOUTHERN TOTAL</b>	<b>1,350</b>	<b>1,227</b>	<b>122</b>	<b>1</b>	<b>1,325</b>	<b>109</b>	<b>176</b>	<b>290</b>	<b>247</b>	<b>503</b>	<b>1,222</b>	<b>616</b>	<b>606</b>	<b>5</b>	<b>383</b>	<b>68</b>	<b>150</b>
HOMICIDE	1	-	1	-	1	-	-	1	-	-	1	1	-	-	-	-	-
ROBBERY	1	1	-	-	1	-	-	-	-	-	1	-	-	-	-	-	-
ASSAULT	5	4	1	-	4	1	2	1	-	1	1	1	-	-	-	-	1
BURGLARY	1	1	-	-	1	-	-	-</									



TABLE 4  
 UNITED STATES DISTRICT COURTS  
 SEX, AGE, PRIOR CRIMINAL RECORD OF CONVICTED DEFENDANTS\*  
 TWELVE MONTH PERIOD ENDED JUNE 30, 1982

CIRCUIT AND DISTRICT	SEX REPORTED				AGE REPORTED						PRIOR CRIMINAL RECORD DATA REPORTED							
	TOTAL	MALE	FEMALE	CORPORATION	TOTAL	21 AND UNDER	22 TO 24	25 TO 29	30 TO 34	35 AND OVER	TOTAL	NO PRIOR RECORD	WITH PRIOR RECORD	TYPE OF PRIOR RECORD				
														JUVE-NILE	PROBA-TION	PRISON OR LESS THAN 1 YEAR	PRISON MORE THAN 1 YEAR	
<b>OHIO SOUTHERN TOTAL</b>	<b>254</b>	<b>206</b>	<b>48</b>	<b>-</b>	<b>254</b>	<b>13</b>	<b>24</b>	<b>43</b>	<b>51</b>	<b>123</b>	<b>251</b>	<b>104</b>	<b>147</b>	<b>4</b>	<b>77</b>	<b>9</b>	<b>57</b>	
HOMICIDE	-	-	-	-	-	-	-	-	-	-	-	-	-	-	-	-	-	
ROBBERY	24	24	-	-	-	-	-	-	-	-	-	-	-	-	-	-	-	
ASSAULT	2	2	-	-	24	7	-	1	10	6	24	3	21	-	-	-	-	
BURGLARY	-	-	-	-	2	-	1	-	-	1	2	1	1	2	5	-	14	
LARCENY AND THEFT	26	21	5	-	26	2	5	7	3	9	26	10	16	-	-	-	1	
EMBEZZLEMENT	38	17	21	-	38	1	8	1	14	14	38	31	7	-	-	-	-	
FRAUD	76	68	8	-	76	1	3	8	9	55	74	36	38	1	26	2	9	
AUTO THEFT	12	11	1	-	12	-	3	4	1	4	12	2	10	-	4	1	5	
FORGERY, COUNTERFEIT.	17	11	6	-	17	2	2	7	3	3	17	2	15	-	8	3	4	
SEX OFFENSES	-	-	-	-	-	-	-	-	-	-	-	-	-	-	-	-	-	
MARIJUANA	1	-	-	-	1	-	-	-	-	-	1	-	-	-	-	-	-	
NARCOTICS	17	15	2	-	17	-	1	-	-	-	17	9	7	-	5	-	2	
WEAPONS AND FIREARMS	14	13	1	-	14	-	4	5	8	8	16	1	13	-	6	-	7	
ESCAPE	7	7	-	-	7	-	1	6	2	5	14	1	13	-	6	-	7	
OTHER GENERAL OFFENSES	4	3	1	-	4	-	-	-	-	4	4	2	2	-	1	-	1	
IMMIGRATION LAWS	1	-	-	-	1	-	-	-	-	1	1	-	-	-	-	-	-	
LIQUOR, INTERNAL REV.	-	-	-	-	-	-	-	-	-	-	-	-	-	-	-	-	-	
SELECTIVE SERVICE ACT	-	-	-	-	-	-	-	-	-	-	-	-	-	-	-	-	-	
OTHER SPECIAL OFFENSES (FEDERAL STATUTES)	15	12	3	-	15	-	3	3	3	9	15	5	10	-	8	2	-	
<b>TENNESSEE EASTERN TOTAL</b>	<b>186</b>	<b>162</b>	<b>24</b>	<b>-</b>	<b>184</b>	<b>8</b>	<b>19</b>	<b>26</b>	<b>40</b>	<b>91</b>	<b>174</b>	<b>71</b>	<b>103</b>	<b>-</b>	<b>47</b>	<b>14</b>	<b>42</b>	
HOMICIDE	2	2	-	-	2	-	-	-	40	91	174	71	103	-	47	14	42	
ROBBERY	8	7	1	-	8	1	3	1	2	1	2	-	2	-	-	-	2	
ASSAULT	2	2	-	-	2	1	1	-	-	-	2	3	4	-	-	-	-	
BURGLARY	-	-	-	-	-	-	-	-	-	-	-	-	-	-	-	-	-	
LARCENY AND THEFT	29	25	4	-	29	-	4	8	8	9	29	12	17	-	2	1	1	
EMBEZZLEMENT	16	7	9	-	16	1	3	4	1	7	16	16	16	-	7	4	6	
FRAUD	19	17	2	-	19	1	3	4	1	7	19	16	16	-	7	4	6	
AUTO THEFT	22	21	1	-	20	2	2	1	3	15	19	8	11	-	10	-	1	
FORGERY, COUNTERFEIT.	18	14	4	-	18	2	2	1	6	9	20	4	16	-	4	3	6	
SEX OFFENSES	-	-	-	-	-	-	-	-	-	-	-	-	-	-	-	-	-	
MARIJUANA	1	1	-	-	1	2	1	5	6	4	18	5	13	-	4	3	6	
NARCOTICS	-	-	-	-	-	-	-	-	-	-	-	-	-	-	-	-	-	
WEAPONS AND FIREARMS	23	23	-	-	23	-	-	-	-	-	-	-	-	-	-	-	-	
ESCAPE	-	-	-	-	-	-	-	-	-	-	-	-	-	-	-	-	-	
OTHER GENERAL OFFENSES	16	14	2	-	16	1	2	2	6	12	22	-	22	-	6	3	13	
IMMIGRATION LAWS	-	-	-	-	-	-	-	-	-	-	-	-	-	-	-	-	-	
LIQUOR, INTERNAL REV.	-	-	-	-	-	-	2	1	1	12	11	9	2	-	1	1	-	
SELECTIVE SERVICE ACT	-	-	-	-	-	-	-	-	-	-	-	-	-	-	-	-	-	
OTHER SPECIAL OFFENSES (FEDERAL STATUTES)	30	29	1	-	30	-	1	3	5	21	27	14	13	-	11	1	1	
<b>TENNESSEE MIDDLE TOTAL</b>	<b>272</b>	<b>207</b>	<b>65</b>	<b>-</b>	<b>269</b>	<b>15</b>	<b>33</b>	<b>50</b>	<b>46</b>	<b>125</b>	<b>266</b>	<b>158</b>	<b>108</b>	<b>-</b>	<b>49</b>	<b>17</b>	<b>42</b>	
HOMICIDE	-	-	-	-	-	-	-	-	-	-	-	-	-	-	-	-	-	
ROBBERY	-	-	-	-	-	-	-	-	-	-	-	-	-	-	-	-	-	
ASSAULT	2	2	-	-	2	-	-	-	-	-	2	-	2	-	-	-	-	
BURGLARY	-	-	-	-	-	-	-	-	-	-	-	-	-	-	-	-	-	
LARCENY AND THEFT	15	11	4	-	15	-	7	-	-	1	15	4	11	-	7	-	4	
EMBEZZLEMENT	19	6	13	-	19	5	1	7	5	3	19	17	11	-	7	-	4	
FRAUD	32	25	7	-	32	-	1	2	4	25	32	20	12	-	6	3	3	
AUTO THEFT	9	9	-	-	9	-	1	3	-	5	9	3	6	-	2	-	4	
FORGERY, COUNTERFEIT.	25	21	4	-	25	1	5	9	3	7	25	2	23	-	7	4	12	
SEX OFFENSES	-	-	-	-	-	-	-	-	-	-	-	-	-	-	-	-	-	
MARIJUANA	6	6	-	-	6	-	-	-	-	-	6	2	4	-	3	-	1	
NARCOTICS	4	3	1	-	4	-	-	1	3	2	4	2	4	-	3	-	1	
WEAPONS AND FIREARMS	14	14	-	-	14	-	3	1	-	8	14	3	1	-	1	-	2	
ESCAPE	2	2	-	-	2	1	-	1	4	8	12	2	2	-	1	-	2	
OTHER GENERAL OFFENSES	61	59	2	-	58	13	16	12	8	19	57	48	9	-	7	1	1	
IMMIGRATION LAWS	-	-	-	-	-	-	-	-	-	-	-	-	-	-	-	-	-	
LIQUOR, INTERNAL REV.	2	2	-	-	2	-	-	-	-	2	2	2	2	-	1	-	1	
SELECTIVE SERVICE ACT	-	-	-	-	-	-	-	-	-	-	-	-	-	-	-	-	-	
OTHER SPECIAL OFFENSES (FEDERAL STATUTES)	81	47	34	-	81	5	10	10	56	81	59	22	-	13	6	3	-	

\*TABLE 4 INCLUDES ONLY DEFENDANTS FOR WHOM SEX, AGE, AND PRIOR CRIMINAL RECORD INFORMATION WAS REPORTED.

TABLE 4  
 UNITED STATES DISTRICT COURTS  
 SEX, AGE, PRIOR CRIMINAL RECORD OF CONVICTED DEFENDANTS\*  
 TWELVE MONTH PERIOD ENDED JUNE 30, 1982

CIRCUIT AND DISTRICT	SEX REPORTED				AGE REPORTED						PRIOR CRIMINAL RECORD DATA REPORTED							
	TOTAL	MALE	FEMALE	CORPORATION	TOTAL	21 AND UNDER	22 TO 24	25 TO 29	30 TO 34	35 AND OVER	TOTAL	NO PRIOR RECORD	WITH PRIOR RECORD	TYPE OF PRIOR RECORD				
														JUVE-NILE	PROBA-TION	PRISON OR LESS THAN 1 YEAR	PRISON MORE THAN 1 YEAR	
<b>TENNESSEE WESTERN TOTAL</b>	<b>425</b>	<b>244</b>	<b>177</b>	<b>4</b>	<b>416</b>	<b>14</b>	<b>34</b>	<b>92</b>	<b>93</b>	<b>183</b>	<b>410</b>	<b>283</b>	<b>127</b>	<b>1</b>	<b>44</b>	<b>30</b>	<b>52</b>	
HOMICIDE	-	-	-	-	-	-	-	-	-	-	-	-	-	-	-	-	-	
ROBBERY	3	1	2	-	3	-	1	1	1	-	3	-	3	-	-	-	3	
ASSAULT	2	2	-	-	2	-	-	-	-	-	2	1	1	-	-	-	-	
BURGLARY	1	-	-	-	1	-	-	-	-	-	1	-	-	-	-	-	-	
LARCENY AND THEFT	39	30	9	-	39	2	6	8	11	12	39	23	16	1	5	5	5	
EMBEZZLEMENT	14	8	6	-	14	2	2	2	2	6	14	14	-	-	-	-	-	
FRAUD	194	56	137	1	193	1	15	45	38	94	188	161	27	-	12	8	7	
AUTO THEFT	5	5	-	-	5	-	1	2	2	-	5	2	3	-	2	1	-	
FORGERY, COUNTERFEIT.	49	35	14	-	49	6	5	13	8	17	48	16	32	-	10	7	15	
SEX OFFENSES	-	-	-	-	-	-	-	-	-	-	-	-	-	-	-	-	-	
MARIJUANA	38	38	-	-	38	2	2	6	13	15	38	27	11	-	6	2	3	
NARCOTICS	19	16	3	-	19	-	-	3	9	7	19	8	11	-	5	2	4	
WEAPONS AND FIREARMS	16	14	2	-	16	1	1	4	3	7	16	7	9	-	1	3	5	
ESCAPE	9	8	1	-	9	-	-	2	2	5	9	2	7	-	1	1	6	
OTHER GENERAL OFFENSES	4	3	1	-	4	-	-	-	-	2	4	2	2	-	2	-	-	
IMMIGRATION LAWS	1	1	-	-	1	-	-	-	-	2	1	1	-	-	-	-	-	
LIQUOR, INTERNAL REV.	-	-	-	-	-	-	-	-	-	-	-	-	-	-	-	-	-	
SELECTIVE SERVICE ACT	-	-	-	-	-	-	-	-	-	-	-	-	-	-	-	-	-	
OTHER SPECIAL OFFENSES (FEDERAL STATUTES)	30	25	2	3	23	-	1	4	4	14	23	19	4	-	1	1	2	
<b>ILLINOIS NORTHERN TOTAL</b>	<b>603</b>	<b>506</b>	<b>97</b>	<b>-</b>	<b>602</b>	<b>10</b>	<b>35</b>	<b>93</b>	<b>99</b>	<b>365</b>	<b>549</b>	<b>359</b>	<b>190</b>	<b>2</b>	<b>72</b>	<b>46</b>	<b>70</b>	
HOMICIDE	-	-	-	-	-	-	-	-	-	-	-	-	-	-	-	-	-	
ROBBERY	12	10	2	-	12	2	1	1	5	3								



TABLE 4  
 UNITED STATES DISTRICT COURTS  
 SEX, AGE, PRIOR CRIMINAL RECORD OF CONVICTED DEFENDANTS\*  
 TWELVE MONTH PERIOD ENDED JUNE 30, 1982

CIRCUIT AND DISTRICT	SEX REPORTED				AGE REPORTED					PRIOR CRIMINAL RECORD DATA REPORTED							
	TOTAL	MALE	FEMALE	COR-PORATION	TOTAL	21 AND UNDER	22 TO 24	25 TO 29	30 TO 34	35 AND OVER	TOTAL	NO PRIOR RECORD	WITH PRIOR RECORD	TYPE OF PRIOR RECORD			
														JUVE-NILE	PROBA-TION	PRISON 1 YEAR OR LESS	PRISON MORE THAN 1 YEAR
<b>ILLINOIS SOUTHERN TOTAL</b>	98	89	9	-	97	7	12	21	12	45	93	34	59	3	21	4	31
HOMICIDE	-	-	-	-	-	-	-	-	-	-	-	-	-	-	-	-	-
ROBBERY	2	2	-	-	-	-	-	-	-	-	-	-	-	-	-	-	-
ASSAULT	7	7	-	-	2	1	1	-	-	2	2	2	-	1	1	-	-
BURGLARY	-	-	-	-	-	1	1	-	2	3	7	1	6	-	-	-	-
LARCENY AND THEFT	13	9	4	-	13	1	2	3	1	6	13	7	6	-	-	-	6
EMBEZZLEMENT	1	1	-	-	1	-	-	-	-	1	1	-	1	-	-	-	5
FRAUD	8	8	-	-	8	-	1	-	-	7	1	-	1	-	-	-	-
AUTO THEFT	3	3	-	-	3	-	-	2	-	1	3	3	3	1	1	-	-
FORGERY, COUNTERFEIT.	3	3	-	-	3	-	-	-	-	1	3	-	3	-	-	-	-
SEX OFFENSES	3	2	1	-	3	-	-	-	-	3	3	-	3	-	-	-	1
MARIHUANA	2	1	1	-	2	2	-	-	-	2	1	2	2	2	-	-	-
NARCOTICS	10	10	-	-	10	-	2	4	2	2	2	1	1	-	-	-	-
WEAPONS AND FIREARMS	16	16	-	-	16	-	3	4	5	4	15	8	7	-	5	1	2
ESCAPE	17	17	-	-	17	3	1	6	1	4	15	8	7	-	4	1	2
OTHER GENERAL OFFENSES	4	5	-	-	5	-	-	-	-	6	17	4	13	-	4	1	8
IMMIGRATION LAWS	4	3	1	-	3	-	-	-	-	5	5	-	5	-	-	-	5
LIQUOR, INTERNAL REV.	1	1	-	-	1	1	-	-	-	3	3	-	3	-	1	1	1
SELECTIVE SERVICE ACT	-	-	-	-	-	-	-	-	-	-	-	-	-	-	-	-	-
OTHER SPECIAL OFFENSES (FEDERAL STATUTES)	6	4	2	-	6	-	1	-	-	5	5	4	1	-	1	-	-
<b>INDIANA NORTHERN TOTAL</b>	119	94	25	-	119	5	13	22	19	60	113	46	67	4	20	14	29
HOMICIDE	8	7	1	-	8	-	1	2	4	1	6	1	5	-	-	-	3
ROBBERY	1	1	-	-	1	-	-	-	-	-	1	1	-	-	-	-	-
ASSAULT	2	2	-	-	2	1	-	-	-	1	2	1	-	2	-	-	-
BURGLARY	12	10	2	-	12	-	2	4	2	4	12	5	7	-	-	-	1
LARCENY AND THEFT	11	9	2	-	11	1	1	2	7	7	11	11	-	1	2	4	-
EMBEZZLEMENT	23	16	7	-	23	1	3	2	4	13	21	8	13	1	5	6	1
FRAUD	6	6	-	-	6	1	-	-	-	5	6	1	5	1	1	-	3
AUTO THEFT	7	6	1	-	7	1	-	3	2	1	7	1	6	-	2	1	3
FORGERY, COUNTERFEIT.	1	1	-	-	1	1	-	-	-	-	1	-	-	-	-	-	-
SEX OFFENSES	21	17	4	-	21	-	4	3	3	11	21	5	16	2	6	3	5
MARIHUANA	11	11	-	-	11	-	1	1	-	6	9	3	6	-	-	1	5
NARCOTICS	3	3	-	-	3	-	2	-	-	7	3	3	-	-	-	1	3
WEAPONS AND FIREARMS	11	11	-	-	11	-	1	1	-	6	9	5	4	-	2	1	1
ESCAPE	9	5	4	-	9	-	1	2	-	6	9	5	4	-	2	1	1
OTHER GENERAL OFFENSES	4	1	3	-	4	-	2	-	-	2	4	3	1	-	1	-	-
IMMIGRATION LAWS	-	-	-	-	-	-	-	-	-	-	-	-	-	-	-	-	-
LIQUOR, INTERNAL REV.	-	-	-	-	-	-	-	-	-	-	-	-	-	-	-	-	-
SELECTIVE SERVICE ACT	-	-	-	-	-	-	-	-	-	-	-	-	-	-	-	-	-
OTHER SPECIAL OFFENSES (FEDERAL STATUTES)	4	1	3	-	4	-	2	-	2	4	3	1	-	1	-	-	-
<b>INDIANA SOUTHERN TOTAL</b>	163	150	13	-	162	15	21	23	31	62	158	73	85	1	34	15	35
HOMICIDE	13	12	1	-	13	1	1	2	6	3	13	2	11	-	4	2	5
ROBBERY	6	6	-	-	6	1	1	3	1	1	6	2	4	-	1	-	3
ASSAULT	1	1	-	-	1	1	-	-	-	-	1	-	-	-	-	-	-
BURGLARY	17	16	1	-	17	1	3	3	2	8	16	7	9	-	4	3	2
LARCENY AND THEFT	10	7	3	-	10	3	2	2	1	2	10	8	2	-	2	-	2
EMBEZZLEMENT	26	24	2	-	26	1	-	2	4	19	24	20	4	-	2	-	2
FRAUD	-	-	-	-	-	-	-	-	-	-	-	-	-	-	-	-	-
AUTO THEFT	13	11	2	-	13	1	-	1	3	8	13	2	11	-	3	2	6
FORGERY, COUNTERFEIT.	1	1	-	-	1	-	-	-	-	-	1	-	-	-	-	-	-
SEX OFFENSES	40	36	4	-	40	6	13	11	7	3	40	24	16	1	12	2	1
MARIHUANA	5	5	-	-	5	-	2	-	-	3	5	5	-	-	-	-	4
NARCOTICS	9	9	-	-	9	-	2	-	2	4	9	9	-	1	1	-	7
WEAPONS AND FIREARMS	7	7	-	-	7	-	1	1	-	4	7	4	3	-	2	-	1
ESCAPE	1	1	-	-	1	1	-	-	-	1	1	-	-	-	-	-	-
OTHER GENERAL OFFENSES	13	13	-	-	13	-	-	3	3	7	12	4	8	-	2	3	3
IMMIGRATION LAWS	-	-	-	-	-	-	-	-	-	-	-	-	-	-	-	-	-
LIQUOR, INTERNAL REV.	-	-	-	-	-	-	-	-	-	-	-	-	-	-	-	-	-
SELECTIVE SERVICE ACT	-	-	-	-	-	-	-	-	-	-	-	-	-	-	-	-	-
OTHER SPECIAL OFFENSES (FEDERAL STATUTES)	13	13	-	-	13	-	3	3	7	7	12	4	8	-	2	3	3

\*TABLE 4 INCLUDES ONLY DEFENDANTS FOR WHOM SEX, AGE, AND PRIOR CRIMINAL RECORD INFORMATION WAS REPORTED.

TABLE 4  
 UNITED STATES DISTRICT COURTS  
 SEX, AGE, PRIOR CRIMINAL RECORD OF CONVICTED DEFENDANTS\*  
 TWELVE MONTH PERIOD ENDED JUNE 30, 1982

CIRCUIT AND DISTRICT	SEX REPORTED				AGE REPORTED					PRIOR CRIMINAL RECORD DATA REPORTED							
	TOTAL	MALE	FEMALE	COR-PORATION	TOTAL	21 AND UNDER	22 TO 24	25 TO 29	30 TO 34	35 AND OVER	TOTAL	NO PRIOR RECORD	WITH PRIOR RECORD	TYPE OF PRIOR RECORD			
														JUVE-NILE	PROBA-TION	PRISON 1 YEAR OR LESS	PRISON MORE THAN 1 YEAR
<b>WISCONSIN EASTERN TOTAL</b>	159	132	27	-	159	12	11	26	28	82	159	69	90	2	58	11	19
HOMICIDE	1	1	-	-	1	-	-	1	-	-	1	-	1	-	1	-	-
ROBBERY	3	3	-	-	3	-	-	-	-	-	3	2	1	-	1	-	-
ASSAULT	2	2	-	-	2	2	-	1	-	1	2	2	-	2	-	-	1
BURGLARY	-	-	-	-	-	-	1	1	-	-	-	-	2	-	1	-	1
LARCENY AND THEFT	9	9	-	-	9	2	-	-	-	-	9	2	7	-	4	1	2
EMBEZZLEMENT	25	14	11	-	25	4	2	3	2	14	25	18	7	1	5	1	-
FRAUD	40	33	7	-	40	-	3	6	5	26	40	20	20	-	12	4	4
AUTO THEFT	8	8	-	-	8	-	-	-	-	-	8	1	1	-	-	-	-
FORGERY, COUNTERFEIT.	2	2	-	-	2	2	-	-	-	-	2	1	1	-	-	-	-
SEX OFFENSES	6	6	-	-	6	-	1	1	-	6	6	1	7	-	5	1	1
MARIHUANA	6	6	-	-	6	2	-	-	-	-	6	4	2	-	2	-	-
NARCOTICS	23	21	2	-	23	-	3	3	-	4	23	5	18	-	13	1	4
WEAPONS AND FIREARMS	12	11	1	-	12	1	-	4	7	10	12	1	11	-	7	1	3
ESCAPE	2	2	-	-	2	-	-	-	-	-	2	-	2	-	-	-	-
OTHER GENERAL OFFENSES	7	7	-	-	7	-	-	-	3	4	7	2	5	-	2	1	2
IMMIGRATION LAWS	-	-	-	-	-	-	-	-	-	-	-	-	-	-	-	-	-
LIQUOR, INTERNAL REV.	-	-	-	-	-	-	-	-	-	-	-	-	-	-	-	-	-
SELECTIVE SERVICE ACT	-	-	-	-	-	-	-	-	-	-	-	-	-	-	-	-	-
OTHER SPECIAL OFFENSES (FEDERAL STATUTES)	18	15	3	-	18	1	1	3	3	10	18	12	6	-	5	1	-
<b>WISCONSIN WESTERN TOTAL</b>	56	43	13	-	56	-	8	9	6	33	56	31	25	1	5	6	13
HOMICIDE	-	-	-	-	-	-	-	-	-	-	-	-	-	-	-	-	-
ROBBERY	-	-	-	-	-	-	-	-	-	-	-	-	-	-	-	-	-
ASSAULT	3	3	-	-	3	-	1	1	-	1	3	-	3	-	-	-	3
BURGLARY	-	-	-	-	-	-	-	-	-	-	-	-	-	-	-	-	-
LARCENY AND THEFT	4	4	-	-	4	-	1	1	-	-	4	-	4	-	-	-	2
EMBEZZLEMENT	13	5	8	-	13	-	3	3	2	5	13	12	1	1	-	-	

**TABLE 4  
UNITED STATES DISTRICT COURTS  
SEX, AGE, PRIOR CRIMINAL RECORD OF CONVICTED DEFENDANTS\*  
TWELVE MONTH PERIOD ENDED JUNE 30, 1982**

CIRCUIT AND DISTRICT	SEX REPORTED				AGE REPORTED					PRIOR CRIMINAL RECORD DATA REPORTED							
	TOTAL	MALE	FEMALE	COR-PORATION	TOTAL	21 AND UNDER	22 TO 24	25 TO 29	30 TO 34	35 AND OVER	TOTAL	NO PRIOR RECORD	WITH PRIOR RECORD	TYPE OF PRIOR RECORD			
														JUVE-NILE	PROBA-TION	1 YEAR OR LESS	PRISON MORE THAN 1 YEAR
<b>ARKANSAS WESTERN TOTAL</b>	<b>48</b>	<b>41</b>	<b>7</b>	<b>-</b>	<b>45</b>	<b>3</b>	<b>6</b>	<b>9</b>	<b>9</b>	<b>18</b>	<b>32</b>	<b>8</b>	<b>24</b>	<b>1</b>	<b>9</b>	<b>2</b>	<b>12</b>
HOMICIDE	1	1	-	-	1	-	1	-	-	-	1	-	1	-	-	-	1
ROBBERY	7	5	2	-	7	-	-	2	3	2	7	1	6	1	2	-	3
ASSAULT	1	1	-	-	1	-	-	-	-	1	1	1	-	-	-	-	-
BURGLARY	-	-	-	-	-	-	-	-	-	1	-	-	-	-	-	-	-
LARCENY AND THEFT	6	6	-	-	5	-	2	-	-	3	3	1	2	-	1	-	1
EMBEZZLEMENT	5	3	2	-	5	1	-	-	3	1	3	2	1	-	-	-	1
FRAUD	6	4	2	-	6	-	-	1	1	4	2	1	1	-	-	1	-
AUTO THEFT	3	3	-	-	3	1	1	-	-	1	3	-	3	-	1	-	2
FORGERY, COUNTERFEIT, SEX OFFENSES	1	1	-	-	1	-	-	-	-	1	1	-	1	-	-	-	1
MARIHUANA	1	1	-	-	-	-	-	-	-	-	-	-	-	-	-	-	-
NARCOTICS	4	4	-	-	4	-	-	3	1	-	4	1	3	-	1	-	2
WEAPONS AND FIREARMS	2	2	-	-	2	-	-	-	1	1	2	-	2	-	-	-	2
ESCAPE	-	-	-	-	-	-	-	-	-	-	-	-	-	-	-	-	-
OTHER GENERAL OFFENSES	4	4	-	-	3	-	-	1	-	2	2	1	1	-	1	-	-
IMMIGRATION LAWS	-	-	-	-	-	-	-	-	-	-	-	-	-	-	-	-	-
LIQUOR, INTERNAL REV. SELECTIVE SERVICE ACT	-	-	-	-	-	-	-	-	-	-	-	-	-	-	-	-	-
OTHER SPECIAL OFFENSES (FEDERAL STATUTES)	7	6	1	-	7	1	2	2	-	2	3	-	3	-	3	-	-
<b>IOWA NORTHERN TOTAL</b>	<b>71</b>	<b>62</b>	<b>9</b>	<b>-</b>	<b>71</b>	<b>3</b>	<b>9</b>	<b>17</b>	<b>15</b>	<b>27</b>	<b>54</b>	<b>17</b>	<b>37</b>	<b>-</b>	<b>27</b>	<b>4</b>	<b>6</b>
HOMICIDE	-	-	-	-	-	-	-	-	-	-	-	-	-	-	-	-	-
ROBBERY	4	4	-	-	4	1	2	-	-	1	4	2	2	-	2	-	-
ASSAULT	3	3	-	-	3	-	-	1	-	2	3	-	3	-	2	-	1
BURGLARY	-	-	-	-	-	-	-	-	-	2	-	-	-	-	-	-	-
LARCENY AND THEFT	7	6	1	-	7	-	-	6	-	1	5	1	4	-	4	-	-
EMBEZZLEMENT	2	1	1	-	2	-	-	1	-	1	-	-	-	-	-	-	-
FRAUD	15	12	3	-	15	-	1	-	5	9	11	7	4	-	2	2	-
AUTO THEFT	4	4	-	-	4	-	1	-	1	2	2	-	2	-	-	-	1
FORGERY, COUNTERFEIT, SEX OFFENSES	6	5	1	-	6	-	-	-	1	5	6	-	6	-	3	1	2
MARIHUANA	2	2	-	-	2	-	-	-	1	-	1	-	1	-	1	-	-
NARCOTICS	19	16	3	-	19	1	4	9	5	-	15	3	12	-	11	1	-
WEAPONS AND FIREARMS	1	1	-	-	1	-	-	-	1	-	1	-	1	-	1	-	-
ESCAPE	-	-	-	-	-	-	-	-	-	-	-	-	-	-	-	-	-
OTHER GENERAL OFFENSES	7	7	-	-	7	1	-	-	1	5	6	4	2	-	-	-	2
IMMIGRATION LAWS	-	-	-	-	-	-	-	-	-	-	-	-	-	-	-	-	-
LIQUOR, INTERNAL REV. SELECTIVE SERVICE ACT	-	-	-	-	-	-	-	-	-	-	-	-	-	-	-	-	-
OTHER SPECIAL OFFENSES (FEDERAL STATUTES)	1	1	-	-	1	-	-	-	-	1	-	-	-	-	-	-	-
<b>IOWA SOUTHERN TOTAL</b>	<b>76</b>	<b>69</b>	<b>7</b>	<b>-</b>	<b>75</b>	<b>2</b>	<b>12</b>	<b>15</b>	<b>14</b>	<b>32</b>	<b>74</b>	<b>36</b>	<b>38</b>	<b>-</b>	<b>21</b>	<b>5</b>	<b>12</b>
HOMICIDE	4	4	-	-	4	-	-	3	-	1	4	-	4	-	1	-	3
ROBBERY	1	1	-	-	1	-	1	-	-	-	1	-	1	-	1	-	-
ASSAULT	-	-	-	-	-	-	-	-	-	-	-	-	-	-	-	-	-
BURGLARY	8	7	1	-	8	-	1	2	1	4	8	2	6	-	3	1	2
LARCENY AND THEFT	10	8	2	-	9	-	2	-	2	5	9	6	3	-	2	1	-
EMBEZZLEMENT	10	9	1	-	10	-	-	1	2	7	10	7	3	-	3	-	-
FRAUD	-	-	-	-	-	-	-	-	-	-	-	-	-	-	-	-	-
AUTO THEFT	5	5	-	-	5	-	2	-	1	2	5	2	3	-	1	-	2
FORGERY, COUNTERFEIT, SEX OFFENSES	2	1	1	-	2	-	-	1	1	-	2	1	1	-	1	-	-
MARIHUANA	20	18	2	-	20	-	5	5	4	6	19	11	8	-	6	2	-
NARCOTICS	6	6	-	-	6	1	-	2	1	2	6	3	3	-	-	-	3
WEAPONS AND FIREARMS	2	2	-	-	2	-	-	-	1	1	2	-	2	-	-	-	2
ESCAPE	1	1	-	-	1	-	-	-	1	1	1	1	-	-	-	-	-
OTHER GENERAL OFFENSES	3	3	-	-	3	-	1	-	1	1	3	-	3	-	2	1	-
IMMIGRATION LAWS	-	-	-	-	-	-	-	-	-	-	-	-	-	-	-	-	-
LIQUOR, INTERNAL REV. SELECTIVE SERVICE ACT	-	-	-	-	-	-	-	-	-	-	-	-	-	-	-	-	-
OTHER SPECIAL OFFENSES (FEDERAL STATUTES)	4	4	-	-	4	1	-	1	-	2	4	3	1	-	1	-	-

\*TABLE 4 INCLUDES ONLY DEFENDANTS FOR WHOM SEX, AGE, AND PRIOR CRIMINAL RECORD INFORMATION WAS REPORTED.

**TABLE 4  
UNITED STATES DISTRICT COURTS  
SEX, AGE, PRIOR CRIMINAL RECORD OF CONVICTED DEFENDANTS\*  
TWELVE MONTH PERIOD ENDED JUNE 30, 1982**

CIRCUIT AND DISTRICT	SEX REPORTED				AGE REPORTED					PRIOR CRIMINAL RECORD DATA REPORTED							
	TOTAL	MALE	FEMALE	COR-PORATION	TOTAL	21 AND UNDER	22 TO 24	25 TO 29	30 TO 34	35 AND OVER	TOTAL	NO PRIOR RECORD	WITH PRIOR RECORD	TYPE OF PRIOR RECORD			
														JUVE-NILE	PROBA-TION	1 YEAR OR LESS	PRISON MORE THAN 1 YEAR
<b>MINNESOTA TOTAL</b>	<b>254</b>	<b>220</b>	<b>34</b>	<b>-</b>	<b>253</b>	<b>20</b>	<b>33</b>	<b>64</b>	<b>50</b>	<b>86</b>	<b>251</b>	<b>81</b>	<b>170</b>	<b>6</b>	<b>61</b>	<b>38</b>	<b>65</b>
HOMICIDE	2	2	-	-	2	1	-	-	-	1	1	-	-	-	-	-	-
ROBBERY	37	34	3	-	37	5	6	9	4	13	37	4	33	-	3	9	21
ASSAULT	5	5	-	-	5	1	1	-	2	1	5	1	4	-	-	1	3
BURGLARY	-	-	-	-	-	-	-	-	-	-	-	-	-	-	-	-	-
LARCENY AND THEFT	11	8	3	-	11	1	2	3	3	2	11	2	9	-	4	2	3
EMBEZZLEMENT	25	16	9	-	25	1	7	6	4	7	25	18	7	-	5	2	3
FRAUD	34	33	1	-	34	-	1	3	8	22	34	18	16	1	10	2	3
AUTO THEFT	2	2	-	-	2	-	-	-	1	1	2	-	2	-	-	-	-
FORGERY, COUNTERFEIT, SEX OFFENSES	13	8	5	-	13	4	2	2	1	4	13	4	9	-	3	1	5
MARIHUANA	3	3	-	-	3	-	1	2	-	-	3	-	3	-	2	-	1
NARCOTICS	7	7	-	-	7	-	-	1	3	3	7	3	4	-	2	2	-
WEAPONS AND FIREARMS	67	55	12	-	66	-	9	26	16	15	65	21	44	-	24	8	12
ESCAPE	27	27	-	-	27	6	3	8	3	7	27	4	23	2	4	8	9
AUTO THEFT	1	1	-	-	1	-	-	-	1	-	1	-	1	-	-	-	-
OTHER GENERAL OFFENSES	8	8	-	-	8	-	1	-	2	5	8	2	6	-	2	1	3
IMMIGRATION LAWS	2	2	-	-	2	-	-	2	-	-	2	-	2	-	1	-	-
LIQUOR, INTERNAL REV. SELECTIVE SERVICE ACT	-	-	-	-	-	-	-	-	-	-	-	-	-	-	-	-	-
OTHER SPECIAL OFFENSES (FEDERAL STATUTES)	10	9	1	-	10	1	-	1	3	5	10	3	7	-	4	2	1
<b>MISSOURI EASTERN TOTAL</b>	<b>260</b>	<b>221</b>	<b>39</b>	<b>-</b>	<b>260</b>	<b>11</b>	<b>23</b>	<b>66</b>	<b>62</b>	<b>98</b>	<b>257</b>	<b>96</b>	<b>161</b>	<b>5</b>	<b>65</b>	<b>22</b>	<b>69</b>
HOMICIDE	-	-	-	-	-	-	-	-	-	-	-	-	-	-	-	-	-
ROBBERY	18	18	-	-	18	3	2	4	4	5	18	7	11	-	3	-	-
ASSAULT	2	2	-	-	2	-	2	-	-	-	2	1	1	-	-	1	-
BURGLARY	2	2	-	-	2	1	1	-	-	-	2	-	2	-	-	-	1
LARCENY AND THEFT	31	21	10	-	31	2	3	6	11	9	31	2	29	3	7	6	13
EMBEZZLEMENT	19	9	10	-	19	1	2	7	5	4	19	16	3	-	2	4	1
FRAUD	21	17	4	-	21	-	-	5	2	14	21	15	6	-	4	1	1
AUTO THEFT	4	4	-	-	4	-	-	-	-	4	4	-	4	-	-	-	-
FORGERY, COUNTERFEIT, SEX OFFENSES	42	33	9	-	42	-	4	15	13	10	42	6	36	-	10	7	19
MARIHUANA	-	-	-	-	-	-	-	-	-	-	-	-	-	-	-	-	-
NARCOTICS	16	16	-	-	16	-	-</										

TABLE 4  
 UNITED STATES DISTRICT COURTS  
 SEX, AGE, PRIOR CRIMINAL RECORD OF CONVICTED DEFENDANTS\*  
 TWELVE MONTH PERIOD ENDED JUNE 30, 1982

CIRCUIT AND DISTRICT	SEX REPORTED				AGE REPORTED					PRIOR CRIMINAL RECORD DATA REPORTED							
	TOTAL	MALE	FEMALE	CORPORATION	TOTAL	21 AND UNDER	22 TO 24	25 TO 29	30 TO 34	35 AND OVER	TOTAL	NO PRIOR RECORD	WITH PRIOR RECORD	TYPE OF PRIOR RECORD			
														JUVE-NILE	PROBA-TION	1 YEAR OR LESS	PRISON MORE THAN 1 YEAR
NEBRASKA TOTAL	94	83	10	1	93	3	3	21	15	51	89	48	41	2	19	5	15
HOMICIDE	2	2	-	-	2	1	1	-	-	-	2	1	1	-	1	-	-
ROBBERY	6	6	-	-	6	-	-	4	1	1	5	-	5	-	-	1	4
ASSAULT	-	-	-	-	-	-	-	-	-	-	-	-	-	-	-	-	-
BURGLARY	-	-	-	-	-	-	-	-	-	-	-	-	-	-	-	-	-
LARCENY AND THEFT	12	11	1	-	12	2	-	3	-	7	9	6	3	-	1	-	2
EMBEZZLEMENT	4	2	2	-	4	-	-	1	1	2	4	4	-	-	-	-	-
FRAUD	18	15	3	-	18	-	-	2	1	15	17	9	8	-	3	1	4
AUTO THEFT	-	-	-	-	-	-	-	-	-	-	-	-	-	-	-	-	-
FORGERY, COUNTERFEIT.	11	9	2	-	11	-	-	4	4	3	10	1	9	1	4	2	2
SEX OFFENSES	-	-	-	-	-	-	-	-	-	-	-	-	-	-	-	-	-
MARIJUANA	-	-	-	-	-	-	-	-	-	-	-	-	-	-	-	-	-
NARCOTICS	15	14	1	-	15	-	1	4	2	8	13	3	10	1	6	1	2
WEAPONS AND FIREARMS	3	3	-	-	3	-	-	1	-	2	3	2	1	-	-	-	1
ESCAPE	-	-	-	-	-	-	-	-	-	-	-	-	-	-	-	-	-
OTHER GENERAL OFFENSES	1	1	-	-	1	-	-	-	1	-	1	1	-	-	-	-	-
IMMIGRATION LAWS	2	2	-	-	2	-	1	-	1	-	1	1	-	-	-	-	-
LIQUOR, INTERNAL REV.	-	-	-	-	-	-	-	-	-	-	-	-	-	-	-	-	-
SELECTIVE SERVICE ACT	-	-	-	-	-	-	-	-	-	-	-	-	-	-	-	-	-
OTHER SPECIAL OFFENSES (FEDERAL STATUTES)	20	18	1	1	19	-	-	2	4	13	24	20	4	-	4	-	-
NORTH DAKOTA TOTAL	104	92	12	-	104	18	20	26	13	27	93	38	55	2	35	8	10
HOMICIDE	4	3	1	-	4	1	1	-	-	2	4	2	2	1	1	-	-
ROBBERY	-	-	-	-	-	-	-	-	-	-	-	-	-	-	-	-	-
ASSAULT	8	7	1	-	8	1	1	2	3	1	7	4	3	-	2	1	-
BURGLARY	10	9	1	-	10	7	2	-	-	1	10	2	8	1	6	-	1
LARCENY AND THEFT	15	14	1	-	15	4	7	3	1	-	11	4	7	-	4	3	-
EMBEZZLEMENT	4	1	3	-	4	1	-	1	1	-	3	2	1	-	1	-	-
FRAUD	20	19	1	-	20	-	1	3	2	14	19	12	7	-	4	1	2
AUTO THEFT	-	-	-	-	-	-	-	-	-	-	-	-	-	-	-	-	-
FORGERY, COUNTERFEIT.	3	1	2	-	3	-	3	-	-	-	3	-	3	-	1	-	2
SEX OFFENSES	6	6	-	-	6	2	1	2	-	1	6	4	2	-	1	1	-
MARIJUANA	6	6	-	-	6	1	1	2	1	2	6	2	4	-	3	-	1
NARCOTICS	20	18	2	-	20	-	1	13	3	3	16	4	12	-	9	2	1
WEAPONS AND FIREARMS	4	4	-	-	4	1	1	1	1	1	4	-	4	-	2	-	2
ESCAPE	-	-	-	-	-	-	-	-	-	-	-	-	-	-	-	-	-
OTHER GENERAL OFFENSES	-	-	-	-	-	-	-	-	-	-	-	-	-	-	-	-	-
IMMIGRATION LAWS	-	-	-	-	-	-	-	-	-	-	-	-	-	-	-	-	-
LIQUOR, INTERNAL REV.	-	-	-	-	-	-	-	-	-	-	-	-	-	-	-	-	-
SELECTIVE SERVICE ACT	-	-	-	-	-	-	-	-	-	-	-	-	-	-	-	-	-
OTHER SPECIAL OFFENSES (FEDERAL STATUTES)	4	4	-	-	4	-	1	-	2	1	4	2	2	-	1	-	1
SOUTH DAKOTA TOTAL	152	128	24	-	151	38	13	24	30	46	146	39	107	4	59	20	24
HOMICIDE	13	9	4	-	13	1	1	3	4	4	12	1	11	-	9	2	-
ROBBERY	2	2	-	-	2	1	-	-	-	1	2	-	2	-	1	-	-
ASSAULT	38	33	5	-	38	10	5	6	7	10	38	8	30	2	14	6	8
BURGLARY	1	1	-	-	1	1	-	-	-	-	1	-	1	-	-	-	-
LARCENY AND THEFT	35	32	3	-	35	19	4	6	3	3	34	8	26	2	14	6	4
EMBEZZLEMENT	7	3	4	-	7	2	1	1	1	2	7	3	4	-	3	1	-
FRAUD	16	14	2	-	16	-	-	2	2	12	16	8	8	-	6	-	2
AUTO THEFT	2	2	-	-	2	-	-	-	-	2	2	-	2	-	-	-	2
FORGERY, COUNTERFEIT.	1	1	-	-	1	-	-	-	1	-	1	-	1	-	-	1	-
SEX OFFENSES	2	1	1	-	2	-	-	-	-	2	2	-	2	-	1	-	1
MARIJUANA	3	3	-	-	3	-	-	1	-	2	3	1	2	-	2	-	-
NARCOTICS	1	1	-	-	1	-	-	-	1	-	1	1	-	-	-	-	-
WEAPONS AND FIREARMS	2	2	-	-	2	-	-	2	-	1	2	-	2	-	-	1	1
ESCAPE	3	3	-	-	3	-	1	1	-	1	3	-	3	-	-	-	3
OTHER GENERAL OFFENSES	4	4	-	-	4	1	-	-	2	1	4	1	3	-	2	-	1
IMMIGRATION LAWS	-	-	-	-	-	-	-	-	-	-	-	-	-	-	-	-	-
LIQUOR, INTERNAL REV.	-	-	-	-	-	-	-	-	-	-	-	-	-	-	-	-	-
SELECTIVE SERVICE ACT	-	-	-	-	-	-	-	-	-	-	-	-	-	-	-	-	-
OTHER SPECIAL OFFENSES (FEDERAL STATUTES)	22	18	4	-	21	3	1	4	7	6	18	8	10	-	7	2	1

\*TABLE 4 INCLUDES ONLY DEFENDANTS FOR WHOM SEX, AGE, AND PRIOR CRIMINAL RECORD INFORMATION WAS REPORTED.

TABLE 4  
 UNITED STATES DISTRICT COURTS  
 SEX, AGE, PRIOR CRIMINAL RECORD OF CONVICTED DEFENDANTS\*  
 TWELVE MONTH PERIOD ENDED JUNE 30, 1982

CIRCUIT AND DISTRICT	SEX REPORTED				AGE REPORTED					PRIOR CRIMINAL RECORD DATA REPORTED							
	TOTAL	MALE	FEMALE	CORPORATION	TOTAL	21 AND UNDER	22 TO 24	25 TO 29	30 TO 34	35 AND OVER	TOTAL	NO PRIOR RECORD	WITH PRIOR RECORD	TYPE OF PRIOR RECORD			
														JUVE-NILE	PROBA-TION	1 YEAR OR LESS	PRISON MORE THAN 1 YEAR
ALASKA TOTAL	53	47	6	-	52	9	8	10	6	19	28	16	12	-	10	1	1
HOMICIDE	-	-	-	-	-	-	-	-	-	-	-	-	-	-	-	-	-
ROBBERY	2	2	-	-	2	-	-	1	-	1	1	1	-	-	-	-	-
ASSAULT	1	1	-	-	1	-	-	-	-	-	-	-	-	-	-	-	-
BURGLARY	-	-	-	-	-	-	-	-	-	-	-	-	-	-	-	-	-
LARCENY AND THEFT	6	5	1	-	5	1	-	1	1	2	4	1	3	-	2	1	-
EMBEZZLEMENT	4	1	3	-	4	2	-	2	-	-	1	1	-	-	-	-	-
FRAUD	5	4	1	-	5	-	-	-	1	4	3	2	1	-	1	-	-
AUTO THEFT	1	1	-	-	1	-	-	-	-	1	-	-	-	-	-	-	-
FORGERY, COUNTERFEIT.	2	2	-	-	2	-	1	-	1	-	2	2	-	-	-	-	-
SEX OFFENSES	2	2	-	-	2	1	-	1	-	-	2	1	1	-	1	-	-
MARIJUANA	8	7	1	-	8	1	3	2	1	1	4	3	1	-	1	-	-
NARCOTICS	5	5	-	-	5	-	-	2	-	3	3	-	3	-	2	-	1
WEAPONS AND FIREARMS	3	3	-	-	3	-	1	-	1	1	2	1	1	-	1	-	-
ESCAPE	-	-	-	-	-	-	-	-	-	-	-	-	-	-	-	-	-
OTHER GENERAL OFFENSES	5	5	-	-	5	2	-	1	1	1	2	-	2	-	2	-	-
IMMIGRATION LAWS	-	-	-	-	-	-	-	-	1	1	2	-	2	-	-	-	-
LIQUOR, INTERNAL REV.	-	-	-	-	-	-	-	-	-	-	-	-	-	-	-	-	-
SELECTIVE SERVICE ACT	-	-	-	-	-	-	-	-	-	-	-	-	-	-	-	-	-
OTHER SPECIAL OFFENSES (FEDERAL STATUTES)	9	9	-	-	9	1	3	-	-	5	4	4	-	-	-	-	-
ARIZONA TOTAL	422	382	40	-	408	41	51	88	87	140	329	78	251	5	85	68	93
HOMICIDE	23	19	4	-	23	5	4	3	5	6	19	2	17	-	6	8	3
ROBBERY	19	18	1	-	19	2	3	7	1	6	18	1	17	-	4	-	13
ASSAULT	16	15	1	-	16	5	2	2	6	1	14	1	13	1	4	5	3
BURGLARY	1	1	-	-	1	1	-	-	-	-	-	-	-	-	-	-	-
LARCENY AND THEFT	29	26	3	-	29	6	5	8	1	9	23	8	15	-	7	4	4
EMBEZZLEMENT	16	7	9	-	16	1	2	3	3	7	9	7	2	-	1	1	-
FRAUD	45	42	3	-	44	1	3	6	6	28	32	14	18	-	7		

**TABLE 4**  
**UNITED STATES DISTRICT COURTS**  
**SEX, AGE, PRIOR CRIMINAL RECORD OF CONVICTED DEFENDANTS\***  
**TWELVE MONTH PERIOD ENDED JUNE 30, 1982**

CIRCUIT AND DISTRICT	SEX REPORTED				AGE REPORTED					PRIOR CRIMINAL RECORD DATA REPORTED							
	TOTAL	MALE	FEMALE	CORPORATION	TOTAL	21 AND UNDER	22 TO 24	25 TO 29	30 TO 34	35 AND OVER	TOTAL	NO PRIOR RECORD	WITH PRIOR RECORD	TYPE OF PRIOR RECORD			
														JUVE-NILE	PROBA-TION	PRISON OR LESS	PRISON MORE THAN 1 YEAR
<b>CALIFORNIA EASTERN TOTAL</b>	<b>359</b>	<b>299</b>	<b>60</b>	<b>-</b>	<b>347</b>	<b>24</b>	<b>44</b>	<b>79</b>	<b>73</b>	<b>127</b>	<b>287</b>	<b>63</b>	<b>224</b>	<b>5</b>	<b>71</b>	<b>68</b>	<b>80</b>
HOMICIDE	1	1	-	-	1	-	-	-	-	1	1	-	-	-	-	-	-
ROBBERY	65	58	7	-	65	5	13	16	15	16	58	4	54	2	15	9	28
ASSAULT	8	7	1	-	7	2	-	4	-	1	5	1	4	-	-	4	-
BURGLARY	2	2	-	-	2	-	2	-	-	-	1	-	-	-	-	1	-
LARCENY AND THEFT	30	23	7	-	30	1	11	6	5	7	27	7	20	-	5	10	5
EMBEZZLEMENT	23	9	14	-	23	3	5	5	2	8	11	7	4	-	3	1	-
FRAUD	27	21	6	-	26	-	2	3	6	15	23	4	19	-	6	3	10
AUTO THEFT	5	5	-	-	5	2	1	1	-	1	4	-	4	-	1	1	2
FORGERY, COUNTERFEIT.	22	17	5	-	22	2	2	6	6	6	20	-	20	-	7	10	3
SEX OFFENSES	1	1	-	-	1	-	-	-	-	-	1	-	-	-	-	-	-
MARIHUANA	17	14	3	-	17	1	1	3	3	9	13	7	6	-	3	2	1
NARCOTICS	86	73	13	-	83	5	1	18	16	43	69	23	45	1	19	11	15
WEAPONS AND FIREARMS	28	27	1	-	27	-	2	3	12	10	25	1	24	2	6	7	9
ESCAPE	6	4	2	-	6	-	2	1	-	3	3	-	3	-	-	-	3
OTHER GENERAL OFFENSES	6	6	-	-	6	1	-	2	1	1	5	1	4	-	1	1	2
IMMIGRATION LAWS	13	13	-	-	12	1	2	5	2	2	9	2	7	-	-	5	2
LIQUOR, INTERNAL REV.	-	-	-	-	-	-	-	-	-	-	-	-	-	-	-	-	-
SELECTIVE SERVICE ACT	-	-	-	-	-	-	-	-	-	-	-	-	-	-	-	-	-
OTHER SPECIAL OFFENSES (FEDERAL STATUTES)	19	18	1	-	15	1	-	6	5	3	12	6	6	-	4	2	-
<b>CALIFORNIA CENTRAL TOTAL</b>	<b>983</b>	<b>829</b>	<b>154</b>	<b>-</b>	<b>982</b>	<b>34</b>	<b>98</b>	<b>213</b>	<b>186</b>	<b>451</b>	<b>842</b>	<b>260</b>	<b>582</b>	<b>20</b>	<b>167</b>	<b>180</b>	<b>215</b>
HOMICIDE	1	1	-	-	1	-	-	1	-	-	1	-	1	-	-	1	-
ROBBERY	179	166	13	-	179	10	26	61	37	45	170	14	156	10	23	44	79
ASSAULT	11	10	1	-	11	1	-	6	1	3	11	3	8	-	1	2	5
BURGLARY	2	2	-	-	2	-	-	2	-	-	2	-	-	-	-	1	1
LARCENY AND THEFT	89	72	17	-	89	4	6	19	20	40	78	20	58	2	18	21	17
EMBEZZLEMENT	106	58	48	-	106	6	22	25	17	36	75	45	30	-	14	12	4
FRAUD	177	151	26	-	177	6	9	19	18	125	141	68	73	1	31	23	18
AUTO THEFT	8	8	-	-	8	-	2	-	1	5	8	2	6	-	2	2	2
FORGERY, COUNTERFEIT.	111	93	18	-	111	-	9	17	23	62	102	21	81	3	24	29	25
SEX OFFENSES	1	1	-	-	1	-	-	-	-	-	1	-	-	-	-	-	-
MARIHUANA	7	7	-	-	7	-	2	1	-	4	5	1	4	-	2	1	1
NARCOTICS	112	96	16	-	111	4	2	24	25	56	95	41	54	1	20	18	15
WEAPONS AND FIREARMS	37	37	-	-	37	-	5	9	12	11	31	6	25	1	11	10	3
ESCAPE	45	43	2	-	45	-	5	9	12	19	45	1	44	1	3	2	36
OTHER GENERAL OFFENSES	10	10	-	-	10	-	1	3	-	6	9	5	4	-	1	1	2
IMMIGRATION LAWS	24	23	1	-	24	-	5	5	5	9	18	4	14	-	5	7	2
LIQUOR, INTERNAL REV.	-	-	-	-	-	-	-	-	-	-	-	-	-	-	-	-	-
SELECTIVE SERVICE ACT	-	-	-	-	-	-	-	-	-	-	-	-	-	-	-	-	-
OTHER SPECIAL OFFENSES (FEDERAL STATUTES)	63	51	12	-	63	3	4	12	14	30	50	29	21	1	12	5	3
<b>CALIFORNIA SOUTHERN TOTAL</b>	<b>1,051</b>	<b>901</b>	<b>150</b>	<b>-</b>	<b>1,048</b>	<b>73</b>	<b>119</b>	<b>268</b>	<b>214</b>	<b>374</b>	<b>956</b>	<b>362</b>	<b>594</b>	<b>7</b>	<b>178</b>	<b>263</b>	<b>146</b>
HOMICIDE	3	2	1	-	3	3	-	-	-	-	3	2	1	-	1	-	-
ROBBERY	35	33	2	-	35	2	5	3	12	13	33	6	27	-	6	8	13
ASSAULT	15	14	1	-	15	4	1	5	3	2	13	6	7	-	-	5	2
BURGLARY	-	-	-	-	-	-	-	-	-	-	-	-	-	-	-	-	-
LARCENY AND THEFT	34	31	3	-	34	3	2	9	10	10	31	12	19	1	8	5	5
EMBEZZLEMENT	32	13	19	-	32	2	3	10	8	9	27	18	9	-	8	1	-
FRAUD	81	72	9	-	80	1	5	13	14	47	72	40	32	-	13	11	8
AUTO THEFT	15	15	-	-	15	1	5	4	1	4	12	6	6	-	1	4	1
FORGERY, COUNTERFEIT.	37	33	4	-	37	2	5	8	9	13	35	12	23	-	12	7	4
SEX OFFENSES	-	-	-	-	-	-	-	-	-	-	-	-	-	-	-	-	-
MARIHUANA	79	68	11	-	79	5	11	17	19	27	71	29	42	-	20	15	7
NARCOTICS	257	210	47	-	257	15	24	72	55	91	235	108	127	3	40	49	35
WEAPONS AND FIREARMS	20	20	-	-	20	-	1	2	7	10	20	6	14	1	4	3	6
ESCAPE	22	18	4	-	22	3	3	5	1	10	19	6	13	-	-	6	7
OTHER GENERAL OFFENSES	8	6	2	-	8	-	1	-	-	6	5	3	2	-	1	1	-
IMMIGRATION LAWS	342	309	33	-	340	29	47	104	61	99	319	85	234	2	39	138	55
LIQUOR, INTERNAL REV.	-	-	-	-	-	-	-	-	-	-	-	-	-	-	-	-	-
SELECTIVE SERVICE ACT	-	-	-	-	-	-	-	-	-	-	-	-	-	-	-	-	-
OTHER SPECIAL OFFENSES (FEDERAL STATUTES)	71	57	14	-	71	3	6	16	13	33	61	23	38	-	25	10	3

\*TABLE 4 INCLUDES ONLY DEFENDANTS FOR WHOM SEX, AGE, AND PRIOR CRIMINAL RECORD INFORMATION WAS REPORTED.

**TABLE 4**  
**UNITED STATES DISTRICT COURTS**  
**SEX, AGE, PRIOR CRIMINAL RECORD OF CONVICTED DEFENDANTS\***  
**TWELVE MONTH PERIOD ENDED JUNE 30, 1982**

CIRCUIT AND DISTRICT	SEX REPORTED				AGE REPORTED					PRIOR CRIMINAL RECORD DATA REPORTED							
	TOTAL	MALE	FEMALE	CORPORATION	TOTAL	21 AND UNDER	22 TO 24	25 TO 29	30 TO 34	35 AND OVER	TOTAL	NO PRIOR RECORD	WITH PRIOR RECORD	TYPE OF PRIOR RECORD			
														JUVE-NILE	PROBA-TION	PRISON OR LESS	PRISON MORE THAN 1 YEAR
<b>HAWAII TOTAL</b>	<b>421</b>	<b>338</b>	<b>83</b>	<b>-</b>	<b>421</b>	<b>113</b>	<b>127</b>	<b>83</b>	<b>53</b>	<b>45</b>	<b>412</b>	<b>317</b>	<b>95</b>	<b>5</b>	<b>74</b>	<b>11</b>	<b>5</b>
HOMICIDE	-	-	-	-	-	-	-	-	-	-	-	-	-	-	-	-	-
ROBBERY	-	-	-	-	-	-	-	-	-	-	-	-	-	-	-	-	-
ASSAULT	5	3	2	-	5	1	-	1	3	-	5	2	3	1	1	1	-
BURGLARY	1	1	-	-	1	1	-	-	-	-	1	-	-	-	-	-	-
LARCENY AND THEFT	74	35	39	-	74	20	16	18	7	13	74	58	16	1	12	2	1
EMBEZZLEMENT	5	-	5	-	5	-	2	1	2	-	5	5	-	-	-	-	-
FRAUD	6	6	-	-	6	-	1	2	1	2	5	4	1	-	1	-	-
AUTO THEFT	-	-	-	-	-	-	-	-	-	-	-	-	-	-	-	-	-
FORGERY, COUNTERFEIT.	2	1	1	-	2	-	-	1	-	1	2	2	-	-	-	-	-
SEX OFFENSES	3	2	1	-	3	-	-	-	-	3	3	2	1	-	-	1	-
MARIHUANA	5	5	-	-	5	-	1	-	2	2	5	4	1	-	1	-	-
NARCOTICS	22	19	3	-	22	-	2	5	9	6	22	13	9	-	5	2	2
WEAPONS AND FIREARMS	6	6	-	-	6	-	1	-	3	2	6	2	4	1	1	-	2
ESCAPE	-	-	-	-	-	-	-	-	-	-	-	-	-	-	-	-	-
OTHER GENERAL OFFENSES	287	255	32	-	287	91	104	54	24	14	279	221	58	2	52	4	-
IMMIGRATION LAWS	-	-	-	-	-	-	-	-	-	-	-	-	-	-	-	-	-
LIQUOR, INTERNAL REV.	-	-	-	-	-	-	-	-	-	-	-	-	-	-	-	-	-
SELECTIVE SERVICE ACT	-	-	-	-	-	-	-	-	-	-	-	-	-	-	-	-	-
OTHER SPECIAL OFFENSES (FEDERAL STATUTES)	5	5	-	-	5	-	-	1	2	2	5	4	1	-	-	1	-
<b>IDAHO TOTAL</b>	<b>84</b>	<b>62</b>	<b>22</b>	<b>-</b>	<b>84</b>	<b>5</b>	<b>9</b>	<b>18</b>	<b>10</b>	<b>42</b>	<b>79</b>	<b>24</b>	<b>55</b>	<b>1</b>	<b>20</b>		







TABLE 4  
 UNITED STATES DISTRICT COURTS  
 SEX, AGE, PRIOR CRIMINAL RECORD OF CONVICTED DEFENDANTS\*  
 TWELVE MONTH PERIOD ENDED JUNE 30, 1982

CIRCUIT AND DISTRICT	SEX REPORTED				AGE REPORTED						PRIOR CRIMINAL RECORD DATA REPORTED							
	TOTAL	MALE	FEMALE	CORPORATION	TOTAL	21 AND UNDER	22 TO 24	25 TO 29	30 TO 34	35 AND OVER	TOTAL	NO PRIOR RECORD	WITH PRIOR RECORD	TYPE OF PRIOR RECORD				
														JUVE-NILE	PROBA-TION	PRISON OR LESS	PRISON MORE THAN 1 YEAR	
UTAH TOTAL	130	105	25	-	129	11	12	32	18	56	127	55	72	5	35	8	24	
HOMICIDE	3	3	-	-	3	2	-	-	-	1	3	2	1	-	1	-	-	
ROBBERY	15	15	-	-	15	3	-	5	2	5	15	2	13	1	3	1	8	
ASSAULT	9	8	1	-	8	-	1	2	1	4	8	3	5	-	2	1	2	
BURGLARY	1	1	-	-	1	-	1	-	-	-	1	1	-	-	-	-	-	
LARCENY AND THEFT	11	7	4	-	11	3	-	5	-	3	11	5	6	1	3	1	1	
EMBEZZLEMENT	11	6	5	-	11	-	2	5	3	1	11	11	-	-	-	-	-	
FRAUD	26	23	3	-	26	-	1	2	4	19	26	12	14	-	13	-	1	
AUTO THEFT	-	-	-	-	-	-	-	-	-	-	-	-	-	-	-	-	-	
FORGERY, COUNTERFEIT, SEX OFFENSES	15	10	5	-	15	2	3	6	2	2	15	6	9	2	5	-	2	
MARIHUANA	1	1	-	-	1	-	-	-	-	-	1	-	1	-	-	-	-	
NARCOTICS	14	10	4	-	14	-	-	2	2	10	13	6	7	-	2	1	4	
WEAPONS AND FIREARMS	3	3	-	-	3	-	-	1	-	2	3	-	3	-	-	2	1	
ESCAPE	3	3	-	-	3	-	-	1	-	1	3	-	3	1	-	-	2	
OTHER GENERAL OFFENSES	2	2	-	-	2	-	-	1	-	1	2	2	-	-	-	-	-	
IMMIGRATION LAWS	5	4	1	-	5	-	2	-	2	1	5	2	3	-	2	1	-	
LIQUOR, INTERNAL REV. SELECTIVE SERVICE ACT	-	-	-	-	-	-	-	-	-	-	-	-	-	-	-	-	-	
OTHER SPECIAL OFFENSES (FEDERAL STATUTES)	11	9	2	-	11	1	2	2	-	6	10	3	7	-	4	-	3	
WYOMING TOTAL	46	34	12	-	46	3	10	9	12	12	44	25	19	1	11	3	4	
HOMICIDE	1	1	-	-	1	-	-	1	-	-	1	1	-	-	-	-	-	
ROBBERY	1	1	-	-	1	-	1	-	-	-	1	1	-	-	-	-	-	
ASSAULT	1	1	-	-	1	-	1	-	-	-	1	1	-	-	-	-	-	
BURGLARY	1	1	-	-	1	1	-	-	-	-	1	1	-	-	-	-	-	
LARCENY AND THEFT	7	7	-	-	7	1	3	-	-	3	6	4	2	-	2	-	-	
EMBEZZLEMENT	11	2	9	-	11	-	6	2	2	1	11	10	1	-	1	-	-	
FRAUD	1	1	-	-	1	-	-	-	-	-	1	-	1	-	-	-	-	
AUTO THEFT	1	1	-	-	1	-	-	-	-	1	1	-	1	-	-	-	1	
FORGERY, COUNTERFEIT, SEX OFFENSES	2	1	1	-	2	-	-	2	-	-	2	1	1	-	1	-	-	
MARIHUANA	5	4	1	-	5	1	-	2	2	-	5	2	3	-	3	-	-	
NARCOTICS	4	4	-	-	4	-	-	2	3	1	4	2	2	-	1	1	-	
WEAPONS AND FIREARMS	5	5	-	-	5	-	-	1	2	2	5	-	5	1	-	1	3	
ESCAPE	-	-	-	-	-	-	-	-	-	-	-	-	-	-	-	-	-	
OTHER GENERAL OFFENSES	2	2	-	-	2	-	-	-	1	1	2	1	1	-	1	-	-	
IMMIGRATION LAWS	-	-	-	-	-	-	-	-	-	-	-	-	-	-	-	-	-	
LIQUOR, INTERNAL REV. SELECTIVE SERVICE ACT	-	-	-	-	-	-	-	-	-	-	-	-	-	-	-	-	-	
OTHER SPECIAL OFFENSES (FEDERAL STATUTES)	4	3	1	-	4	-	-	2	-	2	3	2	1	-	1	-	-	
ALABAMA NORTHERN TOTAL	431	354	77	-	403	33	48	95	77	150	320	97	223	4	93	32	94	
HOMICIDE	-	-	-	-	-	-	-	-	-	-	-	-	-	-	-	-	-	
ROBBERY	14	12	2	-	14	1	1	4	1	7	14	3	11	1	1	1	8	
ASSAULT	5	4	1	-	5	1	-	2	1	1	4	2	2	-	-	-	2	
BURGLARY	-	-	-	-	-	-	-	-	-	-	-	-	-	-	-	-	-	
LARCENY AND THEFT	42	33	9	-	41	3	7	11	7	13	41	8	33	1	12	8	12	
EMBEZZLEMENT	18	9	9	-	18	-	-	4	8	6	18	12	6	-	3	1	2	
FRAUD	33	25	8	-	33	-	1	3	5	24	32	19	13	-	6	-	7	
AUTO THEFT	23	21	2	-	23	1	1	2	7	12	23	8	15	1	8	2	4	
FORGERY, COUNTERFEIT, SEX OFFENSES	89	59	30	-	89	7	17	28	18	19	89	18	71	1	33	11	26	
MARIHUANA	4	4	-	-	4	-	-	-	-	-	4	-	-	-	-	-	-	
NARCOTICS	3	3	-	-	3	-	-	1	1	1	3	1	2	-	-	-	2	
WEAPONS AND FIREARMS	33	33	-	-	33	1	3	8	9	12	33	2	31	-	13	4	14	
ESCAPE	14	12	2	-	14	-	1	5	3	5	14	1	13	-	2	-	11	
OTHER GENERAL OFFENSES	130	118	12	-	105	17	16	20	14	38	130	8	16	-	9	2	5	
IMMIGRATION LAWS	-	-	-	-	-	-	-	-	-	-	-	-	-	-	-	-	-	
LIQUOR, INTERNAL REV. SELECTIVE SERVICE ACT	-	-	-	-	-	-	-	-	-	-	-	-	-	-	-	-	-	
OTHER SPECIAL OFFENSES (FEDERAL STATUTES)	23	21	2	-	23	2	1	6	2	12	23	13	10	-	6	3	1	

\*TABLE 4 INCLUDES ONLY DEFENDANTS FOR WHOM SEX, AGE, AND PRIOR CRIMINAL RECORD INFORMATION WAS REPORTED.

TABLE 4  
 UNITED STATES DISTRICT COURTS  
 SEX, AGE, PRIOR CRIMINAL RECORD OF CONVICTED DEFENDANTS\*  
 TWELVE MONTH PERIOD ENDED JUNE 30, 1982

CIRCUIT AND DISTRICT	SEX REPORTED				AGE REPORTED						PRIOR CRIMINAL RECORD DATA REPORTED							
	TOTAL	MALE	FEMALE	CORPORATION	TOTAL	21 AND UNDER	22 TO 24	25 TO 29	30 TO 34	35 AND OVER	TOTAL	NO PRIOR RECORD	WITH PRIOR RECORD	TYPE OF PRIOR RECORD				
														JUVE-NILE	PROBA-TION	PRISON OR LESS	PRISON MORE THAN 1 YEAR	
ALABAMA MIDDLE TOTAL	158	112	45	1	155	13	23	25	24	70	145	62	83	1	52	1	29	
HOMICIDE	-	-	-	-	-	-	-	-	-	-	-	-	-	-	-	-	-	
ROBBERY	1	1	-	-	1	-	-	-	-	-	1	-	-	-	-	-	-	
ASSAULT	1	1	-	-	1	-	-	1	-	-	1	-	-	-	-	-	-	
BURGLARY	1	1	-	-	1	-	-	-	-	-	1	-	-	-	-	-	-	
LARCENY AND THEFT	42	15	27	-	42	3	4	8	5	22	39	26	13	-	10	-	3	
EMBEZZLEMENT	6	3	3	-	6	1	2	1	-	2	5	2	3	-	3	-	-	
FRAUD	22	16	6	-	22	-	1	2	4	15	22	15	7	-	6	-	1	
AUTO THEFT	13	11	2	-	13	-	2	-	4	7	13	4	9	-	5	-	4	
FORGERY, COUNTERFEIT, SEX OFFENSES	7	5	2	-	7	-	3	2	1	1	7	1	6	-	4	-	2	
MARIHUANA	1	1	-	-	1	-	-	-	-	-	1	-	-	-	-	-	-	
NARCOTICS	11	8	3	-	11	4	1	4	-	2	10	3	7	-	6	-	1	
WEAPONS AND FIREARMS	9	9	-	-	9	1	2	4	-	2	9	2	7	-	6	-	1	
ESCAPE	14	14	-	-	14	1	1	1	5	6	12	-	12	1	6	-	1	
OTHER GENERAL OFFENSES	15	13	2	-	15	-	5	1	1	8	13	-	13	-	2	-	5	
IMMIGRATION LAWS	6	6	-	-	6	2	1	-	2	1	6	1	5	-	3	1	1	
LIQUOR, INTERNAL REV. SELECTIVE SERVICE ACT	-	-	-	-	-	-	-	-	-	-	-	-	-	-	-	-	-	
OTHER SPECIAL OFFENSES (FEDERAL STATUTES)	10	9	-	1	7	1	-	1	2	3	7	6	1	-	1	-	-	
ALABAMA SOUTHERN TOTAL	128	115	13	-	120	1	11	23	31	54	113	17	96	1	56	12	27	
HOMICIDE	1	1	-	-	1	-	-	-	-	-	1	-	-	-	-	-	-	
ROBBERY	1	1	-	-	1	1	-	-	-	-	1	-	-	-	-	-	-	
ASSAULT	1	1	-	-	1	-	-	-	-	-	1	-	1	-	-	-	-	
BURGLARY	1	1	-	-	1	-	-	-	-	-	1	-	-	-	-	-	-	
LARCENY AND THEFT	6	6	-	-	6	-	-	1	-	-	6	-	-	-	-	-	-	
EMBEZZLEMENT	5	2	3	-	5	-	2	2	-	4	6	1	5	-	2	2	1	
FRAUD	20	17	3	-	20	-	2	2	-	1	20	5	15	-	2	-	-	
AUTO THEFT	6	4	2	-	6	-	-	1	4	1	6	2	4	-	2	-	2	
FORGERY, COUNTERFEIT, SEX OFFENSES	6	4	2	-	6	-	-	4	1	1	6	1	5	-	1	1	3	
MARIHUANA	37	37	-	-	37	-	-	-	-	-	37	-	-	-	-	-	-	
NARCOTICS	6	6	-	-	6	-	5	9	10	13	35	3	32	-	25	5	2	
WEAPONS AND FIREARMS	18	17	1	-	18	-	2	1	3	12	18	1	18	-	3	-	2	
ESCAPE	1	1	-	-	1	-	-	-	-	-	1	-	18	-	6	-	12	



**END**