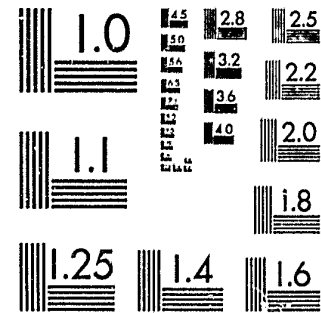


National Criminal Justice Reference Service



This microfiche was produced from documents received for inclusion in the NCJRS data base. Since NCJRS cannot exercise control over the physical condition of the documents submitted, the individual frame quality will vary. The resolution chart on this frame may be used to evaluate the document quality.



MICROCOPY RESOLUTION TEST CHART
NATIONAL BUREAU OF STANDARDS-1963-A

Microfilming procedures used to create this fiche comply with the standards set forth in 41CFR 101-11.504.

Points of view or opinions stated in this document are those of the author(s) and do not represent the official position or policies of the U. S. Department of Justice.

National Institute of Justice
United States Department of Justice
Washington, D. C. 20531

11/7/83

89721

DISTRICT COURT SUPPLEMENT
to the
1980-81 Annual Report
of the
State Court Administrator - Michigan

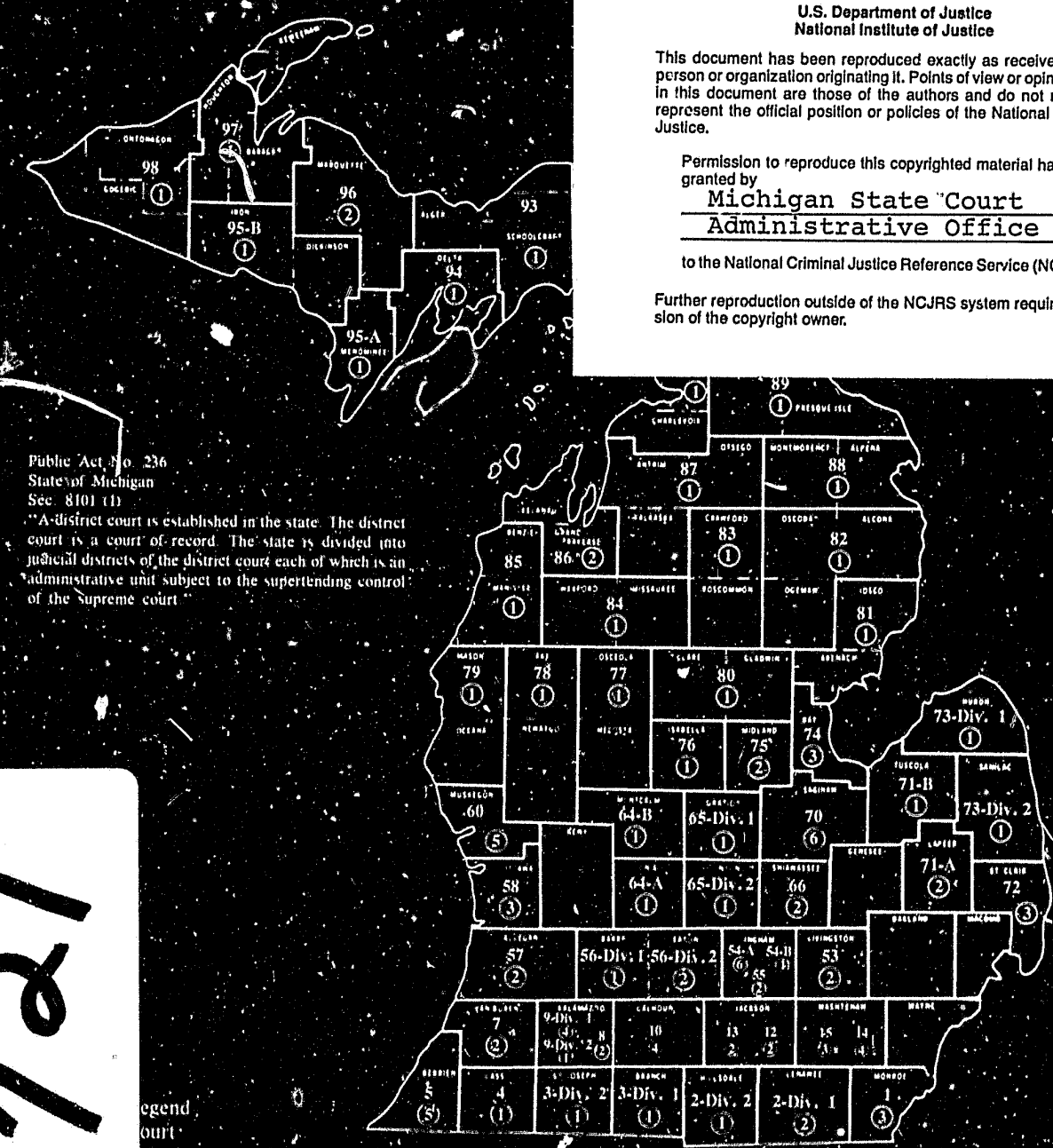
U.S. Department of Justice
National Institute of Justice

This document has been reproduced exactly as received from the person or organization originating it. Points of view or opinions stated in this document are those of the authors and do not necessarily represent the official position or policies of the National Institute of Justice.

Permission to reproduce this copyrighted material has been granted by
**Michigan State Court
Administrative Office**

to the National Criminal Justice Reference Service (NCJRS).

Further reproduction outside of the NCJRS system requires permission of the copyright owner.



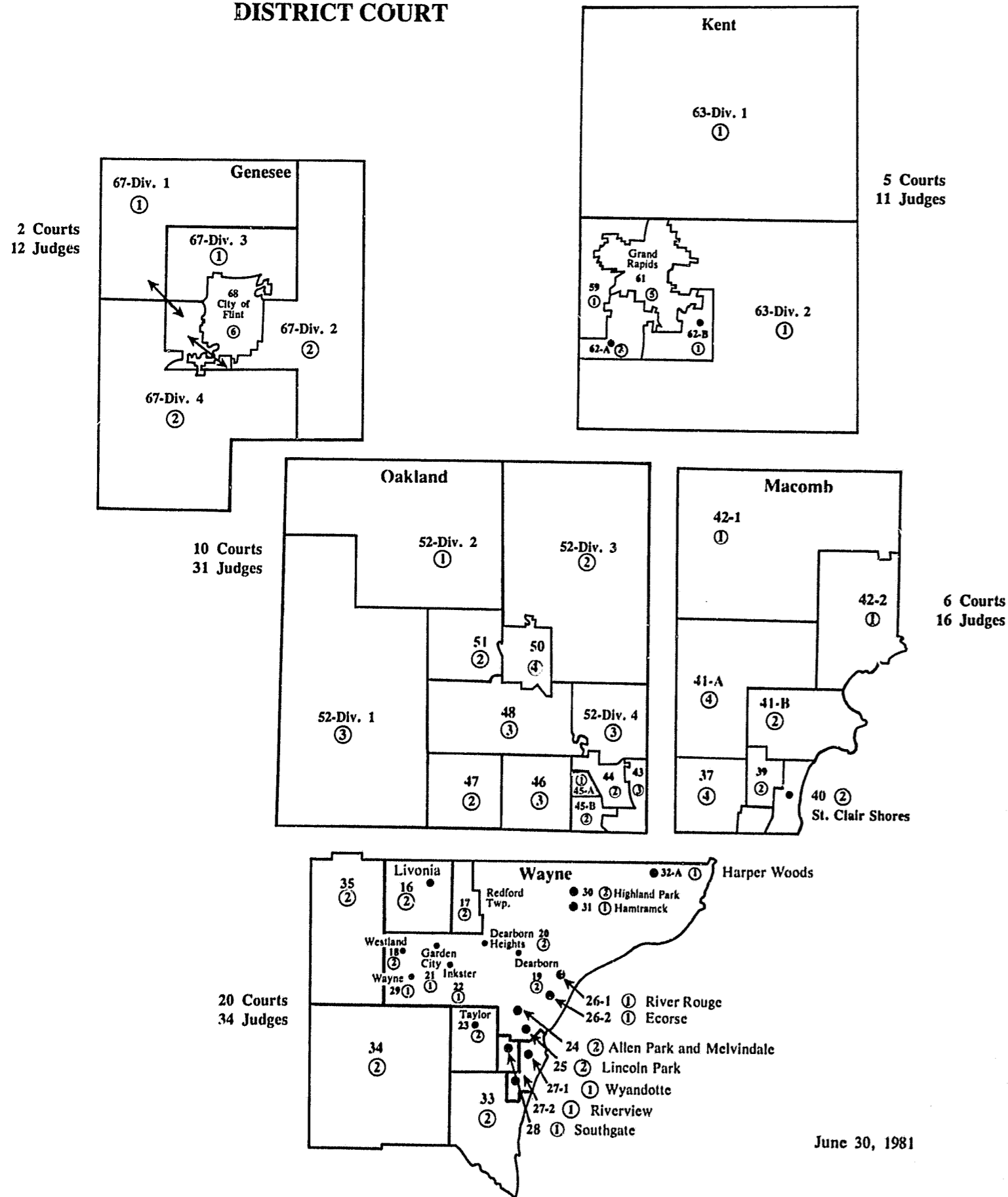
Public Act No. 236
State of Michigan
Sec. 8101 (1)
"A district court is established in the state. The district court is a court of record. The state is divided into judicial districts of the district court each of which is an administrative unit subject to the superintending control of the Supreme court."

Legend
District Court Judgeships
District Courts Judgeships
99
217

SHADED COUNTIES ARE SHOWN
IN DETAIL ON REVERSE SIDE.

June 30, 1981

DISTRICT COURT



District Court
1980-81 Supplement to Annual Report

Table of Contents

	Page Number
Statewide Summary	1
REGION I	
District Number	
16	City of Livonia 2
17	Redford Township, Wayne County 3
18	City of Westland 4
20	City of Dearborn Heights 5
21	City of Garden City 6
22	City of Inkster 7
23	City of Taylor 6
24	Cities of Allen Park & Melvindale 9
25	City of Lincoln Park 10
26 - Div. 1	City of River Rouge 11
26 - Div. 2	City of Ecorse 12
26	Court Summary 13
27 - Div. 1	City of Wyandotte 14
27 - Div. 2	City of Riverview 15
27	Court Summary 16
28	City of Southgate 17
29	City of Wayne 18
30	City of Highland Park 19
31	City of Hamtramck 20
32A	City of Harper Woods 21
33	City of Woodhaven 22
35 - Div. 1	City of Northville 23
35 - Div. 2	Cities of Canton and Plymouth 24
35	Court Summary 25
	Region I Summary 26
REGION II	
District Number	
1	Monroe County 27
14 - Div. 1	Washtenaw County - Service Center 28
14 - Div. 2	Washtenaw County - Ypsilanti 29
14 - Div. 3	Washtenaw County - Chelsea 30
14 - Div. 4	Washtenaw County - Service Center 31
14	Court Summary 32

NOTE: 19 (City of Dearborn) and 34 (City of Romulus) did not report

REGION II (cont'd.)

<u>District Number</u>		<u>Page Number</u>
15	City of Ann Arbor	33
37 - Div. 1	City of Warren	34
37 - Div. 2	City of Centerline	35
37	Court Summary	36
39 - Div. 1	City of Roseville	37
39 - Div. 2	City of Fraser	38
39	Court Summary	39
40	City of St. Clair Shores	40
41A - Div. 1	City of Sterling Heights	41
41A - Div. 2	Shelby Township	42
41A	Court Summary	43
41B - Div. 1	City of Mt. Clemens	44
41B - Div. 2	Clinton Township	45
41B	Court Summary	46
42 - Div. 1	Macomb County - Romeo	47
42 - Div. 2	Macomb County - New Baltimore	48
42	Court Summary	49
43 - Div. 1	City of Ferndale	50
43 - Div. 2	City of Hazel Park	51
43 - Div. 3	City of Madison Heights	52
43	Court Summary	53
44	City of Royal Oak	54
45A	City of Berkley	55
45B	City of Oak Park	56
47 - Div. 2	City of Farmington	57
48	Bloomfield Township	58
50	City of Pontiac	59
51	Waterford Township	60
52-1	Oakland County - Walled Lake	61
52-2	Oakland County - Clarkston	62
52-3	Oakland County - City of Rochester	63
52-4	Oakland County - City of Troy	64
66	Shiawassee County	65
67 - Div. 1	Genesee County - Flushing	66
67 - Div. 2A	Genesee County - Davison	67
67 - Div. 2B	Genesee County - Burton	68
67 - Div. 3	Genesee County - Mt. Morris	69
67 - Div. 4A	Genesee County - Fenton	70
67 - Div. 4B	City of Grand Blanc	71
67 - Div. 5	Genesee County - Central	72
67	Court Summary	73
70	Saginaw County	74
71A	Lapeer County	75
71B	Tuscola County	76
72 - Div. 1	St. Clair County - Port Huron	77
72 - Div. 2	St. Clair County - Marine City	78
72	Court Summary	79

REGION II (cont'd.)

<u>District Number</u>		<u>Page Number</u>
73-1	Huron County	80
73-2	Sanilac County	81
74	Bay County	82
	Region II Summary	83

NOTE: 46th District (City of Southfield), 47 - Div. 1 (City of Farmington Hills), and 68 (City of Flint) did not report

REGION III

<u>District Number</u>		<u>Page Number</u>
2-1	Lenawee County	84
2-2	Hillsdale County	85
3-1	Branch County	86
3-2	St. Joseph County	87
4	Cass County	88
7-1	City of Paw Paw	89
7-2	City of South Haven	90
8	Kalamazoo County	91
9-1	City of Kalamazoo	92
9-2	City of Portage	93
10 - Div. 1	City of Marshall	94
10 - Div. 2	Cities of Battle Creek and Springfield	95
10 - Div. 3	City of Albion	96
10	Court Summary	97
12	Jackson County	98
13	City of Jackson	99
53	Livingston County	100
54A	City of Lansing	101
54B	City of East Lansing	102
55	Ingham County	103
56 - Div. 1	Barry County	104
56 - Div. 2	Eaton County	105
56	Court Summary	106
57	Allegan County	107
58 - Div. 1	City of Grand Haven	108
58 - Div. 2	City of Holland	109
58 - Div. 3	City of Hudsonville	110
58	Court Summary	111
60	Muskegon County	112
62A	City of Wyoming	113
62B	City of Kentwood	114
63-1	City of Rockford	115
63-2	City of East Grand Rapids	116
	Region III Summary	117

NOTE: 5-1 (City of St. Joseph), 5-2 (City of Niles), and 61 (City of Grand Rapids) did not report

REGION IV

<u>District Number</u>		<u>Page Number</u>
64A	Ionia County	118
64B	Montcalm County	119
65-1	Gratiot County	120
65-2	Clinton County	121
75	Midland County	122
76	Isabella County	123
77 - Div. 1	Mecosta County	124
77 - Div. 2	Osceola County	125
77	Court Summary	126
78 - Div. 1	Lake County	127
78 - Div. 2	Newaygo County	128
78	Court Summary	129
79 - Div. 1	Mason County	130
79 - Div. 2	Oceana County	131
79	Court Summary	132
80 - Div. 1	Clare County	133
80 - Div. 2	Gladwin County	134
80	Court Summary	135
81 - Div. 1	Arenac County	136
81 - Div. 2	Iosco County	137
81	Court Summary	138
82 - Div. 1	Alcona County	139
82 - Div. 2	Ogemaw County	140
82 - Div. 3	Oscoda County	141
82	Court Summary	142
84 - Div. 1	Missaukee County	143
84 - Div. 2	Wexford County	144
84	Court Summary	145
85 - Div. 1	Benzie County	146
85 - Div. 2	Manistee County	147
85	Court Summary	148
	Region IV Summary	149

REGION V

<u>District Number</u>		
83 - Div. 1	Crawford County	150
83 - Div. 2	Roscommon County	151
83	Court Summary	152
86 - Div. 1	Grand Traverse County	153
86 - Div. 2	Leelanau County	154
86	Court Summary	155
87 - Div. 1	Antrim County	156
87 - Div. 2	Kalkaska County	157
87 - Div. 3	Otsego County	158
87	Court Summary	159
88 - Div. 1	Alpena County	160
88 - Div. 2	Montmorency County	161
88	Court Summary	162

REGION V (cont'd.)

<u>District Number</u>		<u>Page Number</u>
89 - Div. 1	Cheboygan County	163
89 - Div. 2	Presque Isle County	164
89	Court Summary	165
90 - Div. 1	Charlevoix County	166
90 - Div. 2	Emmet County	167
90	Court Summary	168
91	Chippewa County	169
92 - Div. 1	Luce County	170
92 - Div. 2	Mackinac County	171
92	Court Summary	172
93 - Div. 1	Alger County	173
93 - Div. 2	Schoolcraft County	174
93	Court Summary	175
94	Delta County	176
95A	Menominee County	177
95B - Div. 1	Dickinson County	178
95B - Div. 2	Iron County	179
95B	Court Summary	180
96	Marquette County	181
97 - Div. 1	Baraga County	182
97 - Div. 2	Houghton County	183
97 - Div. 3	Keweenaw County	184
97	Court Summary	185
98 - Div. 1	Gogebic County	186
98 - Div. 2	Ontonagon County	187
98	Court Summary	188
	Region V Summary	189

REPORT OF DISTRICT COURT CASELOAD

STATEWIDE SUMMARY

* C R I M I N A L *					* C I V I L *					* T *	

* STATE OFFENSE *					* ORDINANCE *					* T *	

L	* CIVIL *				* SUM-						* A *
I	* NON	* NON	* NON	* INFRA	* SMALL		* MARY		* L *		
N	* TRAF-	* TRAF-	* TRAF-	* TRAF-	* CTIONS*	* CIVIL	* CLAIMS*	* PROC.	* S *		
E	* FIC	* FIC	* FIC	* FIC						* *	

PENDING CASES AT THE BEGINNING OF THE YEAR.....											
INACTIVE BENCH WARRANTS.....	10	11978	9180	19537	9255	975	375	95	9	51404	
INACTIVE: NON-SERVICE.....	20	43001	24998	60575	17855	10304	20732	8498	3106	189069	
TOTAL (ADD LINES 10 AND 20).....	30	54979	34178	80112	27110	11279	21107	8593	3115	240473	
ACTIVE PENDING.....	40	37364	23336	33340	20702	72455	29686	8962	3593	229438	
NEW CASES FILED THIS YEAR.....	50	154870	151600	144025	79941	1014637	102349	79690	54250	1781362	
SUBTOTAL ACTIVE.....	60	192234	174936	177365	100643	1087092	132035	88652	57843	2010800	
RE-OPENED CASES.....											
REMANDS FROM HIGHER COURTS.....	70	48	881	7	12	5	1139	4	8	2104	
PROBATION VIOLATIONS.....	80	1299	1644	806	1122	0	0	0	0	4871	
MISTRIALS.....	85	15	16	1	9	1	10	2	0	54	
APPEARANCE AFTER BENCH WARRANT ISSUED.....	90	6715	4881	7628	4434	1589	397	97	4	25745	
SERVICE MADE/ARRAIGNMENT.....	95	30524	32851	26219	17379	25500	54283	31451	13816	232023	
APPEALS FROM MAGISTRATES.....	100	61	36	22	9	1702	0	0	0	1830	
OTHER.....	105	1649	3525	2325	1730	15610	3179	1621	609	30248	
SUBTOTAL (ADD LINES 70 THROUGH 100).....	110	40311	43834	37008	24695	44407	59008	33175	14437	296875	
TOTAL ACTIVE CASELOAD THIS YEAR (ADD LINES 60 AND 110).....	120	232545	218770	214373	125338	1131499	191043	121827	72280	2307675	
JUDICIAL DISPOSITIONS.....											
GUILTY PLEAS.....	130	53768	46793	53207	32579	55635	0	0	0	241982	
INFORMAL CIVIL HEARINGS BY JUDGE.....	140	0	0	0	0	22745	5	18	15	22783	
FORMAL CIVIL HEARINGS BY JUDGE.....	145	0	0	0	0	6934	3	6	0	6943	
TRIALS WITHOUT JURY.....	150	3636	4441	9817	8229	7	6000	15287	10482	57899	
TRIALS BY JURY.....	155	746	1120	364	400	0	1044	92	102	3868	
DISMISSALS.....	160	23188	24582	21698	20375	51461	24003	20804	14302	200413	
PRELIMINARY EXAMS WAIVED.....	170	304	12475	0	0	0	0	0	0	12779	
PRELIMINARY EXAMS CONDUCTED.....	175	265	12123	0	0	0	0	0	0	12388	
BENCH WARRANTS.....	180	7897	6248	9590	5690	9138	354	111	1	39029	
NO PROGRESS.....	185	1	0	0	0	324	7977	3498	939	12739	
OTHER JUDICIAL DISPOSITIONS.....	190	10226	8702	8625	9092	145668	61812	34678	28482	307285	
SUBTOTAL (ADD LINES 130 THROUGH 190).....	200	100031	116484	103301	76365	291912	101198	74494	54323	918108	
OTHER DISPOSITIONS.....											
MAGISTRATES - GUILTY AND ADMISSIONS.....	210	47404	37149	20781	6412	185918	0	0	0	297664	
MAGISTRATES - INFORMAL HEARINGS - CIVIL.....	215	0	0	0	0	28915	0	0	0	28915	
TRAFFIC BUREAU.....	220	21360	5023	28179	7764	526563	0	0	0	588889	
NON-SERVICE.....	230	25909	33158	20753	15233	25411	60057	36959	14065	231545	
SUBTOTAL (ADD LINES 210 THROUGH 230).....	240	94673	75330	69713	29409	766807	60057	36959	14065	1147013	
TOTAL DISPOSITIONS (ADD LINES 200 AND 240).....	250	194704	191814	173014	105774	1058719	161255	111453	68388	2065121	
PENDING CASES AT THE END OF YEAR.....											
INACTIVE: BENCH WARRANTS (LINES 10 - 90 + 180).....	260	13160	10547	21499	10511	8524	332	109	6	64688	
INACTIVE: NON-SERVICE (LINES 20 - 95 + 230).....	270	38386	25305	55109	15709	10215	26506	14006	3355	188591	
ACTIVE PENDING (SUBTRACT LINE 250 FROM LINE 120).....	280	37841	26956	41359	19564	72780	29788	10374	3892	242554	
TOTAL CASES PENDING AT END OF YEAR(LINES 260+270+280).....	290	89387	62808	117967	45784	91519	56626	24489	7253	495833	
CIVIL CASES PENDING OVER 1 YEAR.....											
	300	0	0	0	0	854	1725	173	72	2824	

REGION 1

DISTRICT #16

CITY OF LIVONIA

* C R I M I N A L *					* C I V I L *				T

* STATE OFFENSE * ORDINANCE *					* CIVIL * * * * *				O

L	* NON	* NON	* NON	* NON	* CIVIL	* SMALL	* SUM-	* MARY	* A
N	* TRAF-	* TRAF-	* TRAF-	* TRAF-	* CTIONS	* CIVIL	* CLAIMS	* MARY	* L
E	* FIC	* FIC	* FIC	* FIC	* * *	* * *	* * *	* * *	* S

PENDING CASES AT THE BEGINNING OF THE YEAR.....									
INACTIVE BENCH WARRANTS.....	10	38	73	186	382	0	0	0	679
INACTIVE: NON-SERVICE.....	20	314	166	1583	911	477	315	30	3808
TOTAL (ADD LINES 10 AND 20).....	30	352	239	1769	1293	477	315	12	4487
ACTIVE PENDING.....	40	78	147	83	281	2297	199	126	3218
NEW CASES FILED THIS YEAR.....	50	694	361	3727	2121	16857	1087	846	25815
SUBTOTAL ACTIVE.....	60	772	508	3810	2402	19154	1286	972	29033
RE-OPENED CASES.....									
REMANDS FROM HIGHER COURTS.....	70	0	1	1	2	0	12	0	16
PROBATION VIOLATIONS.....	80	4	10	2	172	0	0	0	188
MISTRIALS.....	85	0	0	0	0	0	0	0	0
APPEARANCE AFTER BENCH WARRANT ISSUED.....	90	74	73	291	303	0	0	0	741
SERVICE MADE/ARRAIGNMENT.....	95	151	59	369	280	355	233	232	1723
APPEALS FROM MAGISTRATES.....	100	0	0	1	0	71	0	0	72
OTHER.....	105	1	4	7	17	1	76	26	134
SUBTOTAL (ADD LINES 70 THROUGH 100).....	110	230	147	671	774	427	321	258	2874
TOTAL ACTIVE CASELOAD THIS YEAR (ADD LINES 60 AND 110).....	120	1002	655	4481	3176	19581	1607	1230	31907
JUDICIAL DISPOSITIONS.....									
GUILTY PLEAS.....	130	359	76	2199	586	86	0	0	3306
INFORMAL CIVIL HEARINGS BY JUDGE.....	140	0	0	0	0	16	0	0	16
FORMAL CIVIL HEARINGS BY JUDGE.....	145	0	0	0	0	347	0	0	347
TRIALS WITHOUT JURY.....	150	229	56	655	250	0	20	160	1393
TRIALS BY JURY.....	155	7	0	12	9	0	39	0	67
DISMISSALS.....	160	121	104	732	634	1433	57	9	3092
PRELIMINARY EXAMS WAIVED.....	170	1	118	0	0	0	0	0	119
PRELIMINARY EXAMS CONDUCTED.....	175	3	80	0	0	0	0	0	83
BENCH WARRANTS.....	180	53	13	233	182	1	0	0	482
NO PROGRESS.....	185	0	0	0	0	0	103	60	166
OTHER JUDICIAL DISPOSITIONS.....	190	25	33	80	320	4	837	526	1900
SUBTOTAL (ADD LINES 130 THROUGH 190).....	200	798	480	3911	1981	1887	1056	755	10971
OTHER DISPOSITIONS.....									
MAGISTRATES - GUILTY AND ADMISSIONS.....	210	65	91	240	540	933	0	0	1869
MAGISTRATES - INFORMAL HEARINGS - CIVIL.....	215	0	0	0	0	1037	0	0	1037
TRAFFIC BUREAU.....	220	0	0	0	0	12168	0	0	12168
NON-SERVICE.....	230	122	63	462	413	591	490	237	2412
SUBTOTAL (ADD LINES 210 THROUGH 230).....	240	187	154	702	953	14729	490	237	17486
TOTAL DISPOSITIONS (ADD LINES 200 AND 240).....	250	985	634	4613	2934	16616	1546	992	28457
PENDING CASES AT THE END OF YEAR.....									
INACTIVE: BENCH WARRANTS (LINES 10 - 90 + 180).....	260	17	13	128	261	1	0	0	420
INACTIVE: NON-SERVICE (LINES 20 - 95 + 230).....	270	285	170	1676	1044	713	572	35	4497
ACTIVE PENDING (SUBTRACT LINE 250 FROM LINE 120).....	280	17	21	-132	242	2965	61	238	3450
TOTAL CASES PENDING AT END OF YEAR(LINES 260+270+280).....	290	319	204	1672	1547	3679	633	273	8367
CIVIL CASES PENDING OVER 1 YEAR.....	300	0	0	0	0	0	0	0	0

REGION 1

DISTRICT #17

REDFORD TOWNSHIP, WAYNE COUNTY

	* C R I M I N A L *				* C I V I L *				* T *	
	*****				*****				O *	
	* STATE OFFENSE *	* ORDINANCE *			* CIVIL *		* SUM-	* MARY *	* A *	
L	*****									
I	* NON *	* NON *			* INFRA *	* SMALL *			* L *	
N	* TRAF- *	* TRAF- *	* TRAF- *	* TRAF- *	* CTIONS*	* CIVIL *	* CLAIMS*	* PROC. *	* S *	
E	* FIC *	* FIC *	* FIC *	* FIC *					* *	

PENDING CASES AT THE BEGINNING OF THE YEAR.....										
INACTIVE BENCH WARRANTS.....	10	44	35	310	150	0	5	0	2	546
INACTIVE: NON-SERVICE.....	20	309	234	1591	477	89	77	31	4	2812
TOTAL (ADD LINES 10 AND 20).....	30	353	269	1901	627	89	82	31	6	3358
ACTIVE PENDING.....	40	10	26	426	95	1090	163	17	0	1829
NEW CASES FILED THIS YEAR.....	50	210	312	2221	1254	12072	400	415	57	16941
SUBTOTAL ACTIVE.....	60	220	338	2649	1349	13162	563	432	57	18770
RE-OPENED CASES.....										
REMANDS FROM HIGHER COURTS.....	70	0	0	0	0	0	0	0	0	0
PROBATION VIOLATIONS.....	80	3	0	5	15	0	0	0	0	23
MISTRIALS.....	85	0	0	0	0	0	0	0	0	0
APPEARANCE AFTER BENCH WARRANT ISSUED.....	90	6	6	47	63	0	4	0	0	126
SERVICE MADE/ARRAIGNMENT.....	95	49	69	448	277	89	76	121	6	1135
APPEALS FROM MAGISTRATES.....	100	0	0	0	0	51	0	0	0	51
OTHER.....	105	0	2	0	0	0	5	10	3	20
SUBTOTAL (ADD LINES 70 THROUGH 100).....	110	58	77	500	355	140	85	131	9	1355
TOTAL ACTIVE CASELOAD THIS YEAR (ADD LINES 60 AND 110).....	120	278	415	3149	1704	13302	648	563	66	20125
JUDICIAL DISPOSITIONS.....										
GUILTY PLEAS.....	130	85	94	784	599	331	0	0	0	1893
INFORMAL CIVIL HEARINGS BY JUDGE.....	140	0	0	0	0	241	0	0	0	241
FORMAL CIVIL HEARINGS BY JUDGE.....	145	0	0	0	0	72	0	0	0	72
TRIALS WITHOUT JURY.....	150	35	31	125	152	0	33	81	22	479
TRIALS BY JURY.....	155	1	0	0	3	0	18	0	0	22
DISMISSALS.....	160	12	75	161	203	753	88	44	12	1348
PRELIMINARY EXAMS WAIVED.....	170	2	60	0	0	0	0	0	0	62
PRELIMINARY EXAMS CONDUCTED.....	175	0	59	0	0	0	0	0	0	59
BENCH WARRANTS.....	180	12	5	94	66	0	4	0	0	181
NO PROGRESS.....	185	0	0	0	0	0	0	1	0	1
OTHER JUDICIAL DISPOSITIONS.....	190	0	1	3	36	1188	223	175	20	1646
SUBTOTAL (ADD LINES 130 THROUGH 190).....	200	147	325	1167	1059	2585	366	301	54	6004
OTHER DISPOSITIONS.....										
MAGISTRATES - GUILTY AND ADMISSIONS.....	210	0	0	0	0	13	0	0	0	13
MAGISTRATES - INFORMAL HEARINGS - CIVIL.....	215	0	0	0	0	507	0	0	0	507
TRAFFIC BUREAU.....	220	75	9	985	240	9986	0	0	0	11295
NON-SERVICE.....	230	30	46	672	307	0	184	233	11	1483
SUBTOTAL (ADD LINES 210 THROUGH 230).....	240	105	55	1657	547	10506	184	233	11	13298
TOTAL DISPOSITIONS (ADD LINES 200 AND 240).....	250	252	380	2824	1606	13091	550	534	65	19302
PENDING CASES AT THE END OF YEAR.....										
INACTIVE: BENCH WARRANTS (LINES 10 - 90 + 180).....	260	50	34	357	153	0	5	0	2	601
INACTIVE: NON-SERVICE (LINES 20 - 95 + 230).....	270	290	211	1815	507	0	185	143	9	3160
ACTIVE PENDING (SUBTRACT LINE 250 FROM LINE 120).....	280	26	35	325	98	211	98	29	1	823
TOTAL CASES PENDING AT END OF YEAR(LINES 260+270+280).....	290	366	280	2497	758	211	288	172	12	4584
CIVIL CASES PENDING OVER 1 YEAR.....	300	0	0	0	0	0	7	0	0	7

REGION 1

DISTRICT #18

CITY OF WESTLAND

* C R I M I N A L *					* C I V I L *				T
*****					*****				O
* STATE OFFENSE *		* ORDINANCE *		* CIVIL *		* SMALL * MARY *		* SUM- * PROC. *	T

L	* NON	* TRAF-	* TRAF-	* TRAF-	* TRAF-	* CIVIL	* CIVIL	* CLAIMS	* MARY
I	* FIC	* FIC	* FIC	* FIC	* FIC	* CTIONS	* CIVIL	* CLAIMS	* MARY
N	* FIC	* FIC	* FIC	* FIC	* FIC	* CTIONS	* CIVIL	* CLAIMS	* MARY
E	* FIC	* FIC	* FIC	* FIC	* FIC	* CTIONS	* CIVIL	* CLAIMS	* MARY

PENDING CASES AT THE BEGINNING OF THE YEAR.....									
10	5	436	4440	1388	208	0	0	0	6477
20	949	996	6279	1789	0	0	0	0	10013
30	954	1432	10719	3177	208	0	0	0	16490
40	1	311	252	775	149	552	114	87	2241
50	834	751	2053	2672	13842	867	580	744	22343
60	835	1062	2305	3447	13991	1419	694	831	24584
RE-OPENED CASES.....									
70	0	0	0	0	0	0	0	0	0
80	135	17	121	42	0	0	0	0	315
85	0	0	0	0	0	0	0	0	0
90	60	70	389	72	0	0	0	0	591
95	628	751	1560	1281	0	0	0	0	4220
100	0	0	0	0	0	0	0	0	0
105	0	0	0	0	0	0	0	0	0
110	823	838	2070	1395	0	0	0	0	5126
120	1658	1900	4375	4842	13991	1419	694	831	29710
JUDICIAL DISPOSITIONS.....									
130	263	518	442	574	10336	0	0	0	12133
140	0	0	0	0	447	0	0	0	447
145	0	0	0	0	303	0	0	0	303
150	378	266	804	494	0	295	246	118	2601
155	8	27	15	9	0	38	0	1	98
160	312	237	903	706	1666	236	195	610	4865
170	15	66	0	0	0	0	0	0	81
175	14	39	0	0	0	0	0	0	53
180	41	94	971	309	114	0	0	0	1529
185	0	0	0	0	0	71	10	0	81
190	1	4	3	5	0	0	0	0	13
200	1032	1251	3138	2097	12866	640	451	729	22204
OTHER DISPOSITIONS.....									
210	0	0	0	0	558	0	0	0	558
215	0	0	0	0	5	0	0	0	5
220	0	0	0	0	0	0	0	0	0
230	613	443	1178	1182	0	0	0	0	3416
240	613	443	1178	1182	563	0	0	0	3979
250	1645	1694	4316	3279	13429	640	451	729	26183
PENDING CASES AT THE END OF YEAR.....									
260	-14	460	5022	1625	322	0	0	0	7415
270	934	688	5897	1690	0	0	0	0	9209
280	13	206	59	1563	562	779	243	102	3527
290	933	1354	10978	4878	884	779	243	102	20151
CIVIL CASES PENDING OVER 1 YEAR.....									
300	0	0	0	0	0	0	0	0	0

REGION 1

DISTRICT #20

CITY OF DEARBORN HEIGHTS

* C R I M I N A L *					* C I V I L *				* T *	

* STATE OFFENSE * ORDINANCE *					* CIVIL *		* SMALL * MARY *		* SUM- * PROC. *	

L	I	N	E		CIVIL					
	NON	TRAF-	TRAF-	TRAF-	TRAF-	CTIONS*	CIVIL	CLAIMS*	PROC.	
	FIC	FIC	FIC	FIC						

PENDING CASES AT THE BEGINNING OF THE YEAR.....										
INACTIVE BENCH WARRANTS.....	10	58	54	392	132	0	2	0	0	638
INACTIVE: NON-SERVICE.....	20	170	124	764	310	0	185	133	23	1709
TOTAL (ADD LINES 10 AND 20).....	30	228	178	1156	442	0	187	133	23	2347
ACTIVE PENDING.....	40	146	83	330	441	1101	253	21	10	2385
NEW CASES FILED THIS YEAR.....	50	205	412	2917	1781	12397	442	300	87	18541
SUBTOTAL ACTIVE.....	60	351	495	3247	2222	13498	695	321	97	20926
RE-OPENED CASES.....										
REMANDS FROM HIGHER COURTS.....	70	0	2	0	3	0	0	0	0	5
PROBATION VIOLATIONS.....	80	6	0	4	4	0	0	0	0	14
MISTRIALS.....	85	0	0	0	0	0	0	0	0	0
APPEARANCE AFTER BENCH WARRANT ISSUED.....	90	26	23	149	121	0	0	0	0	319
SERVICE MADE/ARRAIGNMENT.....	95	31	35	397	155	0	245	263	79	1205
APPEALS FROM MAGISTRATES.....	100	0	0	0	0	35	0	0	0	35
OTHER.....	105	0	0	0	0	0	8	1	0	9
SUBTOTAL (ADD LINES 70 THROUGH 100).....	110	63	60	550	283	35	253	264	79	1587
TOTAL ACTIVE CASELOAD THIS YEAR (ADD LINES 60 AND 110).....	120	414	555	3797	2505	13533	948	585	176	22513
JUDICIAL DISPOSITIONS.....										
GUILTY PLEAS.....	130	51	81	666	743	139	0	0	0	1680
INFORMAL CIVIL HEARINGS BY JUDGE.....	140	0	0	0	0	49	0	0	0	49
FORMAL CIVIL HEARINGS BY JUDGE.....	145	0	0	0	0	97	0	0	0	97
TRIALS WITHOUT JURY.....	150	48	48	601	845	0	13	62	21	1638
TRIALS BY JURY.....	155	1	1	13	7	0	13	0	0	35
DISMISSALS.....	160	21	49	142	112	90	48	64	11	537
PRELIMINARY EXAMS WAIVED.....	170	3	95	0	0	0	0	0	0	98
PRELIMINARY EXAMS CONDUCTED.....	175	0	60	0	0	0	0	0	0	60
BENCH WARRANTS.....	180	54	37	150	108	0	0	0	0	349
NO PROGRESS.....	185	0	0	0	0	0	44	18	12	74
OTHER JUDICIAL DISPOSITIONS.....	190	5	20	2	69	0	327	137	39	599
SUBTOTAL (ADD LINES 130 THROUGH 190).....	200	183	391	1574	1884	375	445	281	83	5216
OTHER DISPOSITIONS.....										
MAGISTRATES - GUILTY AND ADMISSIONS.....	210	26	25	519	89	1261	0	0	0	1920
MAGISTRATES - INFORMAL HEARINGS - CIVIL.....	215	0	0	0	0	643	0	0	0	643
TRAFFIC BUREAU.....	220	61	59	599	150	9113	0	0	0	9982
NON-SERVICE.....	230	62	38	348	218	0	442	300	87	1495
SUBTOTAL (ADD LINES 210 THROUGH 230).....	240	149	122	1466	457	11017	442	300	87	14040
TOTAL DISPOSITIONS (ADD LINES 200 AND 240).....	250	332	513	3040	2341	11392	887	581	170	19256
PENDING CASES AT THE END OF YEAR.....										
INACTIVE: BENCH WARRANTS (LINES 10 - 90 + 180).....	260	86	68	393	119	0	2	0	0	668
INACTIVE: NON-SERVICE (LINES 20 - 95 + 230).....	270	201	127	715	373	0	382	170	31	1999
ACTIVE PENDING (SUBTRACT LINE 250 FROM LINE 120).....	280	82	42	757	164	2141	61	4	6	3257
TOTAL CASES PENDING AT END OF YEAR(LINES 260+270+280).....	290	369	237	1865	656	2141	445	174	37	5924
CIVIL CASES PENDING OVER 1 YEAR.....	300	0	0	0	0	0	0	0	0	0

REGION 1

DISTRICT #21

CITY OF GARDEN CITY

* C R I M I N A L *					* C I V I L *				* T *	

* STATE OFFENSE *		* ORDINANCE *			* CIVIL *		* SUM- *		* T *	
L	* NON *	* NON *	* NON *	* INFRA *	* SMALL *	* MARY *	* S *			
N	* TRAF- *	* TRAF- *	* TRAF- *	* TRAF- *	* CTIONS*	* CIVIL *	* CLAIMS*	* PROC. *	* S *	
E	* FIC *	* FIC *	* FIC *	* FIC *	*	*	*	*	*	

PENDING CASES AT THE BEGINNING OF THE YEAR.....										
INACTIVE BENCH WARRANTS.....	10	4	6	154	62	0	3	0	0	229
INACTIVE: NON-SERVICE.....	20	20	60	497	112	0	16	40	0	745
TOTAL (ADD LINES 10 AND 20).....	30	24	66	651	174	0	19	40	0	974
ACTIVE PENDING.....	40	11	24	702	635	365	142	25	4	1908
NEW CASES FILED THIS YEAR.....	50	219	113	3365	1343	6907	268	311	67	12593
SUBTOTAL ACTIVE.....	60	230	137	4067	1578	7272	410	336	71	14501
RE-OPENED CASES.....										
REMANDS FROM HIGHER COURTS.....	70	0	0	0	1	0	0	0	0	1
PROBATION VIOLATIONS.....	80	11	14	15	28	0	0	0	0	68
MISTRIALS.....	85	0	0	0	0	0	0	0	0	0
APPEARANCE AFTER BENCH WARRANT ISSUED.....	90	4	15	123	75	0	0	0	0	217
SERVICE MADE/ARRAIGNMENT.....	95	53	34	188	55	0	74	137	1	542
APPEALS FROM MAGISTRATES.....	100	0	0	0	0	18	0	0	0	18
OTHER.....	105	0	1	1	8	0	19	6	0	35
SUBTOTAL (ADD LINES 70 THROUGH 100).....	110	68	64	327	167	18	93	143	1	881
TOTAL ACTIVE CASELOAD THIS YEAR (ADD LINES 60 AND 110).....	120	298	201	4394	2145	7290	503	479	72	15382
JUDICIAL DISPOSITIONS.....										
GUILTY PLEAS.....	130	146	32	1840	564	33	0	0	0	2615
INFORMAL CIVIL HEARINGS BY JUDGE.....	140	0	0	0	0	0	0	0	0	0
FORMAL CIVIL HEARINGS BY JUDGE.....	145	0	0	0	0	47	0	0	0	47
TRIALS WITHOUT JURY.....	150	3	3	225	183	0	5	42	8	469
TRIALS BY JURY.....	155	1	0	4	2	0	3	0	0	10
DISMISSALS.....	160	17	21	354	302	160	38	8	13	913
PRELIMINARY EXAMS WAIVED.....	170	2	33	0	0	0	0	0	0	35
PRELIMINARY EXAMS CONDUCTED.....	175	0	37	0	0	0	0	0	0	37
BENCH WARRANTS.....	180	5	15	157	78	0	0	0	0	255
NO PROGRESS.....	185	0	0	0	0	0	19	37	0	56
OTHER JUDICIAL DISPOSITIONS.....	190	0	0	3	4	1558	207	214	48	2034
SUBTOTAL (ADD LINES 130 THROUGH 190).....	200	174	141	2583	1133	1798	272	301	69	6471
OTHER DISPOSITIONS.....										
MAGISTRATES - GUILTY AND ADMISSIONS.....	210	50	2	781	235	235	0	0	0	1303
MAGISTRATES - INFORMAL HEARINGS - CIVIL.....	215	0	0	0	0	722	0	0	0	722
TRAFFIC BUREAU.....	220	0	0	0	0	4406	0	0	0	4406
NON-SERVICE.....	230	37	23	232	91	0	76	168	1	628
SUBTOTAL (ADD LINES 210 THROUGH 230).....	240	87	25	1013	326	5363	76	168	1	7059
TOTAL DISPOSITIONS (ADD LINES 200 AND 240).....	250	261	166	3596	1459	7161	348	469	70	13530
PENDING CASES AT THE END OF YEAR.....										
INACTIVE: BENCH WARRANTS (LINES 10 - 90 + 180).....	260	5	6	188	65	0	3	0	0	267
INACTIVE: NON-SERVICE (LINES 20 - 95 + 230).....	270	4	49	541	148	0	18	71	0	831
ACTIVE PENDING (SUBTRACT LINE 250 FROM LINE 120).....	280	37	35	798	686	129	155	10	2	1852
TOTAL CASES PENDING AT END OF YEAR(LINES 260+270+280).....	290	46	90	1527	899	129	176	81	2	2950
CIVIL CASES PENDING OVER 1 YEAR.....	300	0	0	0	0	0	0	0	0	0

REGION 1

DISTRICT #22

CITY OF INKSTER

* C R I M I N A L *					* C I V I L *				T	

* STATE OFFENSE *		* ORDINANCE *		* CIVIL *		* SMALL * MARY *		* SUM- * L *		

L	I	N	E							
* TRAF- * FIC	* TRAF- * FIC	* TRAF- * FIC	* TRAF- * FIC	* CTIONS*	CIVIL	* CLAIMS*	PROC.		S	

PENDING CASES AT THE BEGINNING OF THE YEAR.....										
INACTIVE BENCH WARRANTS.....	10	5	32	290	225	0	142	22	4	720
INACTIVE: NON-SERVICE.....	20	24	47	1918	887	194	256	33	34	3393
TOTAL (ADD LINES 10 AND 20).....	30	29	79	2208	1112	194	398	55	38	4113
ACTIVE PENDING.....	40	162	296	545	1462	458	284	22	89	7318
NEW CASES FILED THIS YEAR.....	50	159	223	987	1624	4362	490	240	753	8878
SUBTOTAL ACTIVE.....	60	361	519	1532	3086	4820	774	262	842	12196
RE-OPENED CASES.....										
REMANDS FROM HIGHER COURTS.....	70	0	4	0	0	0	0	0	0	4
PROBATION VIOLATIONS.....	80	2	4	0	2	0	0	0	0	8
MISTRIALS.....	85	0	0	0	0	0	0	0	0	0
APPEARANCE AFTER BENCH WARRANT ISSUED.....	90	28	26	130	170	0	140	8	4	506
SERVICE MADE/ARRAIGNMENT.....	95	24	55	567	282	80	178	60	48	1294
APPEALS FROM MAGISTRATES.....	100	0	0	0	0	3	0	0	0	3
OTHER.....	105	0	0	0	0	26	13	2	0	41
SUBTOTAL (ADD LINES 70 THROUGH 100).....	110	54	89	697	454	109	331	70	52	1856
TOTAL ACTIVE CASELOAD THIS YEAR (ADD LINES 60 AND 110).....	120	415	608	2229	3540	4929	1105	332	894	14052
JUDICIAL DISPOSITIONS.....										
GUILTY PLEAS.....	130	117	27	814	894	174	0	0	0	2026
INFORMAL CIVIL HEARINGS BY JUDGE.....	140	0	0	0	0	0	0	0	0	0
FORMAL CIVIL HEARINGS BY JUDGE.....	145	0	0	0	0	47	0	0	0	47
TRIALS WITHOUT JURY.....	150	10	5	63	98	0	29	32	182	419
TRIALS BY JURY.....	155	2	0	0	4	0	7	0	0	13
DISMISSALS.....	160	20	16	549	822	402	127	50	267	2253
PRELIMINARY EXAMS WAIVED.....	170	11	29	0	0	0	0	0	0	40
PRELIMINARY EXAMS CONDUCTED.....	175	22	63	0	0	0	0	0	0	85
BENCH WARRANTS.....	180	41	14	98	101	0	2	0	0	256
NO PROGRESS.....	185	0	0	0	0	0	48	6	36	90
OTHER JUDICIAL DISPOSITIONS.....	190	22	12	5	156	0	268	109	390	962
SUBTOTAL (ADD LINES 130 THROUGH 190).....	200	245	166	1529	2075	623	481	197	875	6191
OTHER DISPOSITIONS.....										
MAGISTRATES - GUILTY AND ADMISSIONS.....	210	4	1	33	40	45	0	0	0	123
MAGISTRATES - INFORMAL HEARINGS - CIVIL.....	215	0	0	0	0	314	0	0	0	314
TRAFFIC BUREAU.....	220	0	0	0	0	2737	0	0	0	2737
NON-SERVICE.....	230	23	72	148	288	294	21	25	5	876
SUBTOTAL (ADD LINES 210 THROUGH 230).....	240	27	73	181	328	3390	21	25	5	4050
TOTAL DISPOSITIONS (ADD LINES 200 AND 240).....	250	272	239	1710	2403	4013	502	222	880	10241
PENDING CASES AT THE END OF YEAR.....										
INACTIVE: BENCH WARRANTS (LINES 10 - 90 + 180).....	260	18	20	258	156	0	4	14	0	470
INACTIVE: NON-SERVICE (LINES 20 - 95 + 230).....	270	23	64	1499	893	408	99	-2	-9	2975
ACTIVE PENDING (SUBTRACT LINE 250 FROM LINE 120).....	280	143	369	519	1137	916	603	110	14	3811
TOTAL CASES PENDING AT END OF YEAR(LINES 260+270+280).....	290	184	453	2276	2186	1324	706	122	5	7256
CIVIL CASES PENDING OVER 1 YEAR.....										
	300	0	0	0	0	0	0	0	0	0

REGION 1

DISTRICT #23

CITY OF TAYLOR

* C R I M I N A L *					* C I V I L *				* T *	

* STATE OFFENSE * ORDINANCE *					* CIVIL *		* SMALL * MARY *		* SUM- * A *	

L	* TRAF- * FIC	* TRAF- * FIC	* TRAF- * FIC	* TRAF- * FIC	* CIVIL * CTIONS*	* CIVIL *	* CLAIMS*	* PROC. *	* S *	* * *

PENDING CASES AT THE BEGINNING OF THE YEAR.....										
INACTIVE BENCH WARRANTS.....	10	111	95	415	296	0	0	0	0	917
INACTIVE: NON-SERVICE.....	20	358	206	1533	629	0	0	0	0	2726
TOTAL (ADD LINES 10 AND 20).....	30	469	301	1948	925	0	0	0	0	3643
ACTIVE PENDING.....	40	91	101	234	384	326	215	44	97	1492
NEW CASES FILED THIS YEAR.....	50	617	480	1490	1015	6341	416	327	1400	12086
SUBTOTAL ACTIVE.....	60	708	581	1724	1399	6667	631	371	1497	13578
RE-OPENED CASES.....										
REMANDS FROM HIGHER COURTS.....	70	0	3	0	0	0	128	0	0	131
PROBATION VIOLATIONS.....	80	48	34	111	100	0	0	0	0	293
MISTRIALS.....	85	0	0	0	0	0	0	0	0	0
APPEARANCE AFTER BENCH WARRANT ISSUED.....	90	74	43	106	86	0	1	0	0	310
SERVICE MADE/ARRAIGNMENT.....	95	62	35	130	118	0	46	45	4	440
APPEALS FROM MAGISTRATES.....	100	0	0	0	0	0	0	0	0	0
OTHER.....	105	43	36	208	268	1	0	0	0	556
SUBTOTAL (ADD LINES 70 THROUGH 100).....	110	227	151	555	572	1	175	45	4	1730
TOTAL ACTIVE CASELOAD THIS YEAR (ADD LINES 60 AND 110).....	120	935	732	2279	1571	6668	806	416	1501	15308
JUDICIAL DISPOSITIONS.....										
GUILTY PLEAS.....	130	190	88	552	507	172	0	0	0	1509
INFORMAL CIVIL HEARINGS BY JUDGE.....	140	0	0	0	0	397	0	0	0	397
FORMAL CIVIL HEARINGS BY JUDGE.....	145	0	0	0	0	61	0	0	0	61
TRIALS WITHOUT JURY.....	150	160	75	375	261	0	24	28	4	927
TRIALS BY JURY.....	155	6	5	7	3	0	8	0	0	29
DISMISSALS.....	160	89	90	530	443	421	50	4	2	1629
PRELIMINARY EXAMS WAIVED.....	170	6	107	0	0	0	0	0	0	113
PRELIMINARY EXAMS CONDUCTED.....	175	2	88	0	0	0	0	0	0	90
BENCH WARRANTS.....	180	114	46	230	188	0	1	0	0	579
NO PROGRESS.....	185	0	0	0	0	0	31	0	0	31
OTHER JUDICIAL DISPOSITIONS.....	190	29	24	134	135	1296	389	228	1286	3521
SUBTOTAL (ADD LINES 130 THROUGH 190).....	200	596	523	1828	1537	2347	503	260	1292	8886
OTHER DISPOSITIONS.....										
MAGISTRATES - GUILTY AND ADMISSIONS.....	210	4	10	193	123	15	0	0	0	345
MAGISTRATES - INFORMAL HEARINGS - CIVIL.....	215	0	0	0	0	23	0	0	0	23
TRAFFIC BUREAU.....	220	0	0	0	0	4149	0	0	0	4149
NON-SERVICE.....	230	109	102	170	219	0	46	45	4	695
SUBTOTAL (ADD LINES 210 THROUGH 230).....	240	113	112	363	342	4187	46	45	4	5212
TOTAL DISPOSITIONS (ADD LINES 200 AND 240).....	250	709	635	2191	1879	6534	549	305	1296	14098
PENDING CASES AT THE END OF YEAR.....										
INACTIVE: BENCH WARRANTS (LINES 10 - 90 + 180).....	260	151	98	539	398	0	0	0	0	1186
INACTIVE: NON-SERVICE (LINES 20 - 95 + 230).....	270	405	273	1573	730	0	0	0	0	2981
ACTIVE PENDING (SUBTRACT LINE 250 FROM LINE 120).....	280	226	97	88	92	134	257	111	205	1210
TOTAL CASES PENDING AT END OF YEAR(LINES 260+270+280).....	290	782	468	2200	1220	134	257	111	205	5377
CIVIL CASES PENDING OVER 1 YEAR.....	300	0	0	0	0	0	0	0	0	0

REGION 1

DISTRICT #24

24TH DISTRICT COURT

* C R I M I N A L *					* C I V I L *				

* STATE OFFENSE * ORDINANCE * * * * *									

L	* NON * * * * *				CIVIL * * * * *	* SUM- * * * * *			
I	* TRAF- * TRAF- * TRAF- * TRAF- *				INFRA * * * * *	CIVIL * * * * *	SMALL * * * * *	MARY * * * * *	A * * * * *
N	* FIC * FIC * FIC * FIC *				CTIONS * * * * *	CIVIL * * * * *	CLAIMS * * * * *	PROC. * * * * *	L * * * * *
E	* * * * *				* * * * *	* * * * *	* * * * *	* * * * *	S * * * * *

PENDING CASES AT THE BEGINNING OF THE YEAR.....									
INACTIVE BENCH WARRANTS.....	10	57	96	492	139	0	2	1	0
INACTIVE: NON-SERVICE.....	20	25	14	2397	237	0	63	26	9
TOTAL (ADD LINES 10 AND 20).....	30	82	110	2889	376	0	65	27	9
ACTIVE PENDING.....	40	42	61	583	348	639	140	34	13
NEW CASES FILED THIS YEAR.....	50	140	179	1437	807	6945	216	309	108
SUBTOTAL ACTIVE.....	60	182	240	2020	1155	7584	356	343	121
RE-OPENED CASES.....									
REMANDS FROM HIGHER COURTS.....	70	0	0	0	0	0	166	0	0
PROBATION VIOLATIONS.....	80	0	3	1	7	0	0	0	0
MISTRIALS.....	85	0	0	0	0	0	0	0	0
APPEARANCE AFTER BENCH WARRANT ISSUED.....	90	35	6	248	33	0	5	1	0
SERVICE MADE/ARRAIGNMENT.....	95	22	14	750	107	0	90	59	13
APPEALS FROM MAGISTRATES.....	100	0	0	0	0	0	0	0	0
OTHER.....	105	0	0	0	0	0	0	0	0
SUBTOTAL (ADD LINES 70 THROUGH 100).....	110	57	23	999	147	2300	9	12	0
TOTAL ACTIVE CASELOAD THIS YEAR (ADD LINES 60 AND 110).....	120	239	263	3019	1302	9884	626	415	134
JUDICIAL DISPOSITIONS.....									
GUILTY PLEAS.....	130	115	4	1050	203	2300	0	0	0
INFORMAL CIVIL HEARINGS BY JUDGE.....	140	0	0	0	0	445	0	0	0
FORMAL CIVIL HEARINGS BY JUDGE.....	145	0	0	0	0	6	0	0	0
TRIALS WITHOUT JURY.....	150	40	21	523	87	0	49	58	62
TRIALS BY JURY.....	155	0	0	0	1	0	35	0	0
DISMISSALS.....	160	16	25	317	491	1625	139	65	22
PRELIMINARY EXAMS WAIVED.....	170	2	45	0	0	0	0	0	0
PRELIMINARY EXAMS CONDUCTED.....	175	5	37	0	0	0	0	0	0
BENCH WARRANTS.....	180	30	7	224	118	0	6	0	0
NO PROGRESS.....	185	0	0	0	0	0	23	15	0
OTHER JUDICIAL DISPOSITIONS.....	190	0	0	0	0	1905	176	164	41
SUBTOTAL (ADD LINES 130 THROUGH 190).....	200	208	139	2114	900	6281	428	302	125
OTHER DISPOSITIONS.....									
MAGISTRATES - GUILTY AND ADMISSIONS.....	210	0	0	0	0	0	0	0	0
MAGISTRATES - INFORMAL HEARINGS - CIVIL.....	215	0	0	0	0	0	0	0	0
TRAFFIC BUREAU.....	220	0	0	0	0	2547	0	0	0
NON-SERVICE.....	230	0	0	370	119	0	74	89	7
SUBTOTAL (ADD LINES 210 THROUGH 230).....	240	0	0	370	119	2547	74	89	7
TOTAL DISPOSITIONS (ADD LINES 200 AND 240).....	250	208	139	2484	1019	8828	502	391	132
PENDING CASES AT THE END OF YEAR.....									
INACTIVE: BENCH WARRANTS (LINES 10 - 90 + 180).....	260	52	97	468	224	0	3	0	0
INACTIVE: NON-SERVICE (LINES 20 - 95 + 230).....	270	3	0	2017	249	0	47	56	3
ACTIVE PENDING (SUBTRACT LINE 250 FROM LINE 120).....	280	31	124	535	283	1056	124	24	2
TOTAL CASES PENDING AT END OF YEAR(LINES 260+270+280).....	290	86	221	3020	756	1056	174	80	5
CIVIL CASES PENDING OVER 1 YEAR.....	300	0	0	0	0	0	25	0	0

REGION 1

DISTRICT #25

CITY OF LINCOLN PARK

L I N E	C R I M I N A L				C I V I L				T O T A L S	
	* STATE OFFENSE *		* ORDINANCE *		* CIVIL *		* SUN- * MARY *			
	* TRAF- * FIC	* TRAF- * FIC	* TRAF- * FIC	* TRAF- * FIC	* INFRA * CTIONS	* CIVIL	* SMALL CLAIMS	* PROC.		
	* FIC	* FIC	* FIC	* FIC	* CTIONS	* CIVIL	* CLAIMS	* PROC.		
PENDING CASES AT THE BEGINNING OF THE YEAR.....										
INACTIVE BENCH WARRANTS.....	10	9	42	22	238	0	0	0	311	
INACTIVE: NON-SERVICE.....	20	172	30	728	251	0	0	0	1181	
TOTAL (ADD LINES 10 AND 20).....	30	181	72	750	489	0	0	0	1492	
ACTIVE PENDING.....	40	202	17	273	1066	524	282	41	2417	
NEW CASES FILED THIS YEAR.....	50	426	328	2573	971	9248	348	271	153	14318
SUBTOTAL ACTIVE.....	60	628	345	2846	2037	9772	630	312	165	16735
RE-OPENED CASES.....										
REMANDS FROM HIGHER COURTS.....	70	0	0	0	0	0	0	0	0	0
PROBATION VIOLATIONS.....	80	0	3	0	15	0	0	0	0	18
MISTRIALS.....	85	0	0	0	0	0	0	0	0	0
APPEARANCE AFTER BENCH WARRANT ISSUED.....	90	9	39	6	163	0	0	0	0	217
SERVICE MADE/ARRAIGNMENT.....	95	149	92	433	371	0	0	0	0	1045
APPEALS FROM MAGISTRATES.....	100	0	0	0	0	0	0	0	0	0
OTHER.....	105	0	0	0	0	0	0	0	0	5
SUBTOTAL (ADD LINES 70 THROUGH 100).....	110	158	134	439	549	0	4	1	0	1285
TOTAL ACTIVE CASELOAD THIS YEAR (ADD LINES 60 AND 110).....	120	786	479	3285	2586	9772	634	313	165	18020
JUDICIAL DISPOSITIONS.....										
GUILTY PLEAS.....	130	239	40	1216	454	128	0	0	0	2077
INFORMAL CIVIL HEARINGS BY JUDGE.....	140	0	0	0	0	250	0	0	0	250
FORMAL CIVIL HEARINGS BY JUDGE.....	145	0	0	0	0	25	0	6	0	31
TRIALS WITHOUT JURY.....	150	2	5	18	86	0	14	38	10	173
TRIALS BY JURY.....	155	0	3	1	4	0	17	0	0	25
DISMISSALS.....	160	36	25	336	218	67	245	125	56	1108
PRELIMINARY EXAMS WAIVED.....	170	0	156	0	0	0	0	0	0	156
PRELIMINARY EXAMS CONDUCTED.....	175	0	54	0	0	0	0	0	0	64
BENCH WARRANTS.....	180	0	60	5	289	0	0	0	0	334
NO PROGRESS.....	185	0	0	0	0	0	0	0	0	4
OTHER JUDICIAL DISPOSITIONS.....	190	0	15	9	120	161	100	105	92	602
SUBTOTAL (ADD LINES 130 THROUGH 190).....	200	277	368	1585	1151	631	376	276	160	4824
OTHER DISPOSITIONS.....										
MAGISTRATES - GUILTY AND ADMISSIONS.....	210	0	0	0	0	0	0	0	0	0
MAGISTRATES - INFORMAL HEARINGS - CIVIL.....	215	0	0	0	0	0	0	0	0	0
TRAFFIC BUREAU.....	220	56	5	529	141	6476	0	0	0	7207
NON-SERVICE.....	230	222	70	476	377	0	0	0	0	1145
SUBTOTAL (ADD LINES 210 THROUGH 230).....	240	278	75	1005	518	6476	0	0	0	8352
TOTAL DISPOSITIONS (ADD LINES 200 AND 240).....	250	555	443	2590	1669	7107	376	276	160	13176
PENDING CASES AT THE END OF YEAR.....										
INACTIVE: BENCH WARRANTS (LINES 10 - 90 + 180).....	260	0	63	21	344	0	0	0	0	428
INACTIVE: NON-SERVICE (LINES 20 - 95 + 230).....	270	245	8	771	257	0	0	0	0	1281
ACTIVE PENDING (SUBTRACT LINE 250 FROM LINE 120).....	280	231	36	695	917	2665	258	37	5	4844
TOTAL CASES PENDING AT END OF YEAR (LINES 260+270+280).....	290	476	107	1487	1518	2665	258	37	5	6553
CIVIL CASES PENDING OVER 1 YEAR.....	300	0	0	0	0	0	0	0	0	0

REGION 1

DISTRICT #26-1

CITY OF RIVER ROUGE

* C R I M I N A L *					* C I V I L *				

	STATE OFFENSE	ORDINANCE			CIVIL			SUM-	T
								MARY	
	TRAF-	TRAF-	TRAF-	TRAF-	CTIONS	CIVIL	CLAIMS	PROC.	
	FIC	FIC	FIC	FIC					S

PENDING CASES AT THE BEGINNING OF THE YEAR.....									
INACTIVE BENCH WARRANTS.....	10	1	19	65	23	44	0	0	152
INACTIVE: NON-SERVICE.....	20	1	3	508	75	35	40	26	697
TOTAL (ADD LINES 10 AND 20).....	30	2	22	573	98	79	40	26	849
ACTIVE PENDING.....	40	5	27	241	185	60	89	4	625
NEW CASES FILED THIS YEAR.....	50	1	175	966	291	1509	157	77	3293
SUBTOTAL ACTIVE.....	60	6	202	1207	476	1569	246	81	3918
RE-OPENED CASES.....									
REMANDS FROM HIGHER COURTS.....	70	0	2	0	0	0	0	0	2
PROBATION VIOLATIONS.....	80	0	0	0	0	0	0	0	0
MISTRIALS.....	85	0	0	0	0	0	0	0	0
APPEARANCE AFTER BENCH WARRANT ISSUED.....	90	0	0	50	8	0	0	0	58
SERVICE MADE/ARRAIGNMENT.....	95	0	13	134	7	0	9	6	169
APPEALS FROM MAGISTRATES.....	100	0	0	0	0	0	0	0	0
OTHER.....	105	0	0	0	0	0	0	0	0
SUBTOTAL (ADD LINES 70 THROUGH 100).....	110	0	15	184	15	0	9	6	229
TOTAL ACTIVE CASELOAD THIS YEAR (ADD LINES 60 AND 110).....	120	6	217	1391	491	1569	255	87	4147
JUDICIAL DISPOSITIONS.....									
GUILTY PLEAS.....	130	3	9	627	153	166	0	0	958
INFORMAL CIVIL HEARINGS BY JUDGE.....	140	0	0	0	0	8	0	0	8
FORMAL CIVIL HEARINGS BY JUDGE.....	145	0	0	0	0	0	0	0	0
TRIALS WITHOUT JURY.....	150	0	0	0	1	0	12	12	74
TRIALS BY JURY.....	155	0	2	1	0	0	2	0	5
DISMISSALS.....	160	2	22	78	35	162	50	13	391
PRELIMINARY EXAMS WAIVED.....	170	0	54	0	0	0	0	0	54
PRELIMINARY EXAMS CONDUCTED.....	175	0	46	0	0	0	0	0	46
BENCH WARRANTS.....	180	0	1	73	17	0	0	1	92
NO PROGRESS.....	185	0	0	0	0	0	0	0	0
OTHER JUDICIAL DISPOSITIONS.....	190	0	5	16	34	287	70	52	513
SUBTOTAL (ADD LINES 130 THROUGH 190).....	200	5	139	795	240	623	134	78	2141
OTHER DISPOSITIONS.....									
MAGISTRATES - GUILTY AND ADMISSIONS.....	210	0	0	0	0	0	0	0	0
MAGISTRATES - INFORMAL HEARINGS - CIVIL.....	215	0	0	0	0	0	0	0	0
TRAFFIC BUREAU.....	220	0	0	0	0	934	0	0	934
NON-SERVICE.....	230	0	15	73	15	0	5	0	108
SUBTOTAL (ADD LINES 210 THROUGH 230).....	240	0	15	73	15	934	5	0	1042
TOTAL DISPOSITIONS (ADD LINES 200 AND 240).....	250	5	154	868	255	1557	139	78	3183
PENDING CASES AT THE END OF YEAR.....									
INACTIVE: BENCH WARRANTS (LINES 10 - 90 + 180).....	260	1	20	88	32	44	0	1	186
INACTIVE: NON-SERVICE (LINES 20 - 95 + 230).....	270	1	5	447	83	35	36	20	636
ACTIVE PENDING (SUBTRACT LINE 250 FROM LINE 120).....	280	1	63	523	236	12	116	9	964
TOTAL CASES PENDING AT END OF YEAR(LINES 260+270+280).....	290	3	88	1058	351	91	152	30	1786
CIVIL CASES PENDING OVER 1 YEAR.....	300	0	0	0	0	0	0	0	0

REGION 1

DISTRICT #26-2

CITY OF ECORSE

***** C R I M I N A L *****										
***** C R I M I N A L *****					***** C I V I L *****					T
***** STATE OFFENSE *****					***** ORDINANCE *****					O
***** STATE OFFENSE *****					***** ORDINANCE *****					T
L	STATE OFFENSE	ORDINANCE	CIVIL	INFRA	CIVIL	SMALL	MARY	SUM-	A	
I	TRAF- * FIC	TRAF- * FIC	TRAF- * FIC	TRAF- * FIC	CTIONS	CIVIL	CLAIMS	PROC.	L	
N									S	
E										

PENDING CASES AT THE BEGINNING OF THE YEAR.....										
	INACTIVE BENCH WARRANTS.....	10	2	2	53	36	43	0	0	136
	INACTIVE: NON-SERVICE.....	20	0	22	13	36	0	8	5	89
	TOTAL (ADD LINES 10 AND 20).....	30	2	24	66	72	43	8	5	225
	ACTIVE PENDING.....	40	3	20	20	45	249	4	4	352
	NEW CASES FILED THIS YEAR.....	50	7	146	169	417	622	125	112	1749
	SUBTOTAL ACTIVE.....	60	10	166	189	462	871	129	116	2101
RE-OPENED CASES.....										
	REMANDS FROM HIGHER COURTS.....	70	0	0	0	0	0	42	0	42
	PROBATION VIOLATIONS.....	80	0	2	8	4	0	0	0	14
	MISTRIALS.....	85	0	0	0	0	0	0	0	0
	APPEARANCE AFTER BENCH WARRANT ISSUED.....	90	0	1	31	32	55	0	0	119
	SERVICE MADE/ARRAIGNMENT.....	95	3	97	74	313	0	50	33	598
	APPEALS FROM MAGISTRATES.....	100	0	0	0	0	0	0	0	0
	OTHER.....	105	0	0	0	0	0	1	2	3
	SUBTOTAL (ADD LINES 70 THROUGH 100).....	110	3	100	113	349	55	93	35	776
	TOTAL ACTIVE CASELOAD THIS YEAR (ADD LINES 60 AND 110).....	120	13	266	302	811	926	222	151	2877
JUDICIAL DISPOSITIONS.....										
	GUILTY PLEAS.....	130	2	3	12	125	6	0	0	148
	INFORMAL CIVIL HEARINGS BY JUDGE.....	140	0	0	0	0	54	0	0	54
	FORMAL CIVIL HEARINGS BY JUDGE.....	145	0	0	0	0	10	0	0	10
	TRIALS WITHOUT JURY.....	150	0	6	155	120	0	7	23	363
	TRIALS BY JURY.....	155	0	3	0	0	0	0	0	3
	DISMISSALS.....	160	2	11	33	111	81	18	11	281
	PRELIMINARY EXAMS WAIVED.....	170	0	38	0	0	0	0	0	38
	PRELIMINARY EXAMS CONDUCTED.....	175	0	30	0	0	0	0	0	30
	BENCH WARRANTS.....	180	0	2	39	42	83	0	0	166
	NO PROGRESS.....	185	0	0	0	0	0	0	0	0
	OTHER JUDICIAL DISPOSITIONS.....	190	0	4	14	27	55	92	54	345
	SUBTOTAL (ADD LINES 130 THROUGH 190).....	200	4	97	253	425	289	117	88	1438
OTHER DISPOSITIONS.....										
	MAGISTRATES - GUILTY AND ADMISSIONS.....	210	0	0	0	0	0	0	0	0
	MAGISTRATES - INFORMAL HEARINGS - CIVIL.....	215	0	0	0	0	0	0	0	0
	TRAFFIC BUREAU.....	220	0	0	0	0	482	0	0	482
	NON-SERVICE.....	230	5	197	259	626	0	155	125	1382
	SUBTOTAL (ADD LINES 210 THROUGH 230).....	240	5	197	259	626	482	155	125	1864
	TOTAL DISPOSITIONS (ADD LINES 200 AND 240).....	250	9	294	512	1051	771	272	213	3302
PENDING CASES AT THE END OF YEAR.....										
	INACTIVE: BENCH WARRANTS (LINES 10 - 90 + 180).....	260	2	3	61	46	71	0	0	183
	INACTIVE: NON-SERVICE (LINES 20 - 95 + 230).....	270	2	122	198	349	0	113	97	873
	ACTIVE PENDING (SUBTRACT LINE 250 FROM LINE 120).....	280	4	-28	-210	-240	155	-50	-62	-425
	TOTAL CASES PENDING AT END OF YEAR (LINES 260+270+280).....	290	8	97	49	155	226	63	35	631
CIVIL CASES PENDING OVER 1 YEAR.....										
	CIVIL CASES PENDING OVER 1 YEAR.....	300	0	0	0	0	0	0	0	0

REGION 1

DISTRICT #26

COURT SUMMARY

* CRIMINAL *					* CIVIL *				* T *	

* STATE OFFENSE *		* ORDINANCE *		* CIVIL *	* SMALL * MARY *	* SUM- * PROC. *	* O * A * L * S *			
L	I	N	E	CIVIL	CIVIL	CLAIMS	MARY	PROC.	S	
* TRAF- * FIC *	* TRAF- * FIC *	* TRAF- * FIC *	* TRAF- * FIC *	* CTIONS *						

PENDING CASES AT THE BEGINNING OF THE YEAR.....										
INACTIVE BENCH WARRANTS.....	10	3	21	118	59	87	0	0	0	288
INACTIVE: NON-SERVICE.....	20	1	25	521	111	35	48	31	14	786
TOTAL (ADD LINES 10 AND 20).....	30	4	46	639	170	122	48	31	14	1074
ACTIVE PENDING.....	40	8	47	261	230	309	93	8	21	977
NEW CASES FILED THIS YEAR.....	50	8	321	1135	708	2131	282	189	268	5042
SUBTOTAL ACTIVE.....	60	16	368	1396	938	2440	375	197	289	6019
RE-OPENED CASES.....										
REMANDS FROM HIGHER COURTS.....	70	0	2	0	0	0	42	0	0	44
PROBATION VIOLATIONS.....	80	0	2	8	4	0	0	0	0	14
MISTRIALS.....	85	0	0	0	0	0	0	0	0	0
APPEARANCE AFTER BENCH WARRANT ISSUED.....	90	0	1	81	40	55	0	0	0	177
SERVICE MADE/ARRAIGNMENT.....	95	3	110	208	320	0	59	39	28	767
APPEALS FROM MAGISTRATES.....	100	0	0	0	0	0	0	0	0	0
OTHER.....	105	0	0	0	0	0	1	2	0	3
SUBTOTAL (ADD LINES 70 THROUGH 100).....	110	3	115	297	364	55	102	41	28	1005
TOTAL ACTIVE CASELOAD THIS YEAR (ADD LINES 60 AND 110).....	120	19	483	1693	1302	2495	477	238	317	7024
JUDICIAL DISPOSITIONS.....										
GUILTY PLEAS.....	130	5	12	639	278	172	0	0	0	1106
INFORMAL CIVIL HEARINGS BY JUDGE.....	140	0	0	0	0	62	0	0	0	62
FORMAL CIVIL HEARINGS BY JUDGE.....	145	0	0	0	0	10	0	0	0	10
TRIALS WITHOUT JURY.....	150	0	6	155	121	0	19	35	101	437
TRIALS BY JURY.....	155	0	5	1	0	0	2	0	0	8
DISMISSALS.....	160	4	33	111	146	243	68	24	43	672
PRELIMINARY EXAMS WAIVED.....	170	0	92	0	0	0	0	0	0	92
PRELIMINARY EXAMS CONDUCTED.....	175	0	76	0	0	0	0	0	0	76
BENCH WARRANTS.....	180	0	3	112	59	83	0	1	0	258
NO PROGRESS.....	185	0	0	0	0	0	0	0	0	0
OTHER JUDICIAL DISPOSITIONS.....	190	0	9	30	61	342	162	106	148	858
SUBTOTAL (ADD LINES 130 THROUGH 190).....	200	9	236	1048	665	912	251	166	292	3579
OTHER DISPOSITIONS.....										
MAGISTRATES - GUILTY AND ADMISSIONS.....	210	0	0	0	0	0	0	0	0	0
MAGISTRATES - INFORMAL HEARINGS - CIVIL.....	215	0	0	0	0	0	0	0	0	0
TRAFFIC BUREAU.....	220	0	0	0	0	1416	0	0	0	1416
NON-SERVICE.....	230	5	212	332	641	0	160	125	15	1490
SUBTOTAL (ADD LINES 210 THROUGH 230).....	240	5	212	332	641	1416	160	125	15	2906
TOTAL DISPOSITIONS (ADD LINES 200 AND 240).....	250	14	448	1380	1306	2328	411	291	307	6485
PENDING CASES AT THE END OF YEAR.....										
INACTIVE: BENCH WARRANTS (LINES 10 - 90 + 180).....	260	3	23	149	78	115	0	1	0	369
INACTIVE: NON-SERVICE (LINES 20 - 95 + 230).....	270	3	127	645	432	35	149	117	1	1509
ACTIVE PENDING (SUBTRACT LINE 250 FROM LINE 120).....	280	5	35	313	-4	167	66	-53	10	539
TOTAL CASES PENDING AT END OF YEAR(LINES 260+270+280).....	290	11	185	1107	506	317	215	65	11	2417
CIVIL CASES PENDING OVER 1 YEAR.....	300	0	0	0	0	0	0	0	0	0

REGION 1

DISTRICT #27-1

CITY OF WYANDOTTE

* C R I M I N A L *					* C I V I L *				* T *

* STATE OFFENSE *		* ORDINANCE *			* CIVIL *	* SUM-	* MARY *	* PROC. *	* A *

L	* NON	* NON	* NON	* NON	* INFRA	* SMALL	* MARY	* PROC.	* L *
N	* TRAF-	* TRAF-	* TRAF-	* TRAF-	* CTIONS	* CIVIL	* CLAIMS	* PROC.	* S *
E	* FIC	* FIC	* FIC	* FIC	*	*	*	*	*

PENDING CASES AT THE BEGINNING OF THE YEAR.....									
INACTIVE BENCH WARRANTS.....	10	0	0	124	171	87	0	0	382
INACTIVE: NON-SERVICE.....	20	0	37	476	10	0	38	24	592
TOTAL (ADD LINES 10 AND 20).....	30	0	37	600	181	87	38	24	974
ACTIVE PENDING.....	40	0	0	199	6	431	340	43	1072
NEW CASES FILED THIS YEAR.....	50	1	124	788	393	4627	489	361	6945
SUBTOTAL ACTIVE.....	60	1	124	987	399	5058	829	404	8017
RE-OPENED CASES.....									
REMANDS FROM HIGHER COURTS.....	70	0	1	0	0	0	0	0	1
PROBATION VIOLATIONS.....	80	0	0	0	0	0	0	0	0
MISTRIALS.....	85	0	0	0	1	0	0	0	1
APPEARANCE AFTER BENCH WARRANT ISSUED.....	90	0	4	64	51	91	0	0	210
SERVICE MADE/ARRAIGNMENT.....	95	0	48	130	46	0	31	24	286
APPEALS FROM MAGISTRATES.....	100	0	0	0	0	0	0	0	0
OTHER.....	105	0	0	0	0	0	0	0	0
SUBTOTAL (ADD LINES 70 THROUGH 100).....	110	0	53	194	98	91	31	24	498
TOTAL ACTIVE CASELOAD THIS YEAR (ADD LINES 60 AND 110).....	120	1	177	1181	497	5149	860	428	8515
JUDICIAL DISPOSITIONS.....									
GUILTY PLEAS.....	130	1	29	420	266	140	0	0	856
INFORMAL CIVIL HEARINGS BY JUDGE.....	140	0	0	0	0	107	0	0	107
FORMAL CIVIL HEARINGS BY JUDGE.....	145	0	0	0	0	6	0	0	6
TRIALS WITHOUT JURY.....	150	0	3	25	49	0	16	36	154
TRIALS BY JURY.....	155	0	0	0	0	0	3	0	3
DISMISSALS.....	160	0	27	80	79	132	259	134	756
PRELIMINARY EXAMS WAIVED.....	170	0	41	0	0	0	0	0	41
PRELIMINARY EXAMS CONDUCTED.....	175	0	40	0	0	0	0	0	40
BENCH WARRANTS.....	180	0	5	57	31	110	0	0	203
NO PROGRESS.....	185	0	0	0	0	0	37	17	57
OTHER JUDICIAL DISPOSITIONS.....	190	0	0	0	0	0	180	136	393
SUBTOTAL (ADD LINES 130 THROUGH 190).....	200	1	145	582	425	495	495	323	2616
OTHER DISPOSITIONS.....									
MAGISTRATES - GUILTY AND ADMISSIONS.....	210	0	0	0	0	0	0	0	0
MAGISTRATES - INFORMAL HEARINGS - CIVIL.....	215	0	0	0	0	0	0	0	0
TRAFFIC BUREAU.....	220	0	24	401	0	3831	0	0	4256
NON-SERVICE.....	230	0	12	79	44	0	103	82	352
SUBTOTAL (ADD LINES 210 THROUGH 230).....	240	0	36	480	44	3831	103	82	4608
TOTAL DISPOSITIONS (ADD LINES 200 AND 240).....	250	1	181	1062	469	4326	598	405	7224
PENDING CASES AT THE END OF YEAR.....									
INACTIVE: BENCH WARRANTS (LINES 10 - 90 + 180).....	260	0	1	117	151	106	0	0	375
INACTIVE: NON-SERVICE (LINES 20 - 95 + 230).....	270	0	1	425	8	0	110	82	658
ACTIVE PENDING (SUBTRACT LINE 250 FROM LINE 120).....	280	0	-4	119	28	823	262	23	1291
TOTAL CASES PENDING AT END OF YEAR(LINES 260+270+280).....	290	0	-2	661	187	929	372	105	2324
CIVIL CASES PENDING OVER 1 YEAR.....	300	0	0	0	0	0	0	0	0

REGION 1

DISTRICT #27-2

CITY OF RIVERVIEW

	* C R I M I N A L *				* C I V I L *				* T *
	*****				*****				*****
	* STATE OFFENSE *	* ORDINANCE *			* CIVIL *		* SUM-	* A *	
L	*****				*****				*****
I	* NON *	* NON *	* NON *	* NON *	* INFRA *	* SMALL *	* MARY *	* L *	
N	* TRAF- *	* TRAF- *	* TRAF- *	* TRAF- *	* CTIONS*	* CIVIL *	* CLAIMS*	* PROC. *	* S *
E	* FIC *	* FIC *	* FIC *	* FIC *					

PENDING CASES AT THE BEGINNING OF THE YEAR.....									
INACTIVE BENCH WARRANTS.....	10	12	7	45	30	18	0	0	112
INACTIVE: NON-SERVICE.....	20	31	21	35	21	0	44	0	162
TOTAL (ADD LINES 10 AND 20).....	30	43	28	80	51	18	44	0	274
ACTIVE PENDING.....	40	73	17	90	126	86	53	7	463
NEW CASES FILED THIS YEAR.....	50	109	55	337	237	1793	149	90	2892
SUBTOTAL ACTIVE.....	60	182	72	427	363	1879	202	97	3355
RE-OPENED CASES.....									
REMANDS FROM HIGHER COURTS.....	70	0	0	0	0	0	0	0	0
PROBATION VIOLATIONS.....	80	22	0	18	27	0	0	0	67
MISTRIALS.....	85	0	0	0	0	0	0	0	0
APPEARANCE AFTER BENCH WARRANT ISSUED.....	90	17	3	22	10	54	0	0	106
SERVICE MADE/ARRAIGNMENT.....	95	30	17	38	26	0	87	29	270
APPEALS FROM MAGISTRATES.....	100	0	0	0	0	4	0	0	4
OTHER.....	105	4	0	4	4	101	8	0	121
SUBTOTAL (ADD LINES 70 THROUGH 100).....	110	73	20	82	67	159	95	29	568
TOTAL ACTIVE CASELOAD THIS YEAR (ADD LINES 60 AND 110).....	120	255	92	509	430	2038	297	126	3923
JUDICIAL DISPOSITIONS.....									
GUILTY PLEAS.....	130	122	6	248	169	93	0	0	638
INFORMAL CIVIL HEARINGS BY JUDGE.....	140	0	0	0	0	72	0	0	72
FORMAL CIVIL HEARINGS BY JUDGE.....	145	0	0	0	0	34	0	0	34
TRIALS WITHOUT JURY.....	150	3	0	7	14	0	14	21	62
TRIALS BY JURY.....	155	0	0	0	2	0	12	0	14
DISMISSALS.....	160	39	22	96	114	0	0	0	271
PRELIMINARY EXAMS WAIVED.....	170	1	32	0	0	0	0	0	33
PRELIMINARY EXAMS CONDUCTED.....	175	0	14	0	0	0	0	0	14
BENCH WARRANTS.....	180	21	5	24	22	125	0	0	197
NO PROGRESS.....	185	0	0	0	0	38	7	7	52
OTHER JUDICIAL DISPOSITIONS.....	190	0	1	0	1	394	145	55	717
SUBTOTAL (ADD LINES 130 THROUGH 190).....	200	186	80	375	322	756	178	83	2104
OTHER DISPOSITIONS.....									
MAGISTRATES - GUILTY AND ADMISSIONS.....	210	0	0	0	0	0	0	0	0
MAGISTRATES - INFORMAL HEARINGS - CIVIL.....	215	0	0	0	0	0	0	0	0
TRAFFIC BUREAU.....	220	0	0	0	0	1157	0	0	1157
NON-SERVICE.....	230	19	0	35	30	0	66	38	221
SUBTOTAL (ADD LINES 210 THROUGH 230).....	240	19	0	35	30	1157	66	38	1378
TOTAL DISPOSITIONS (ADD LINES 200 AND 240).....	250	205	80	410	352	1913	244	121	3482
PENDING CASES AT THE END OF YEAR.....									
INACTIVE: BENCH WARRANTS (LINES 10 - 90 + 180).....	260	16	9	47	42	89	0	0	203
INACTIVE: NON-SERVICE (LINES 20 - 95 + 230).....	270	20	4	32	25	0	23	9	113
ACTIVE PENDING (SUBTRACT LINE 250 FROM LINE 120).....	280	50	12	99	78	125	53	5	441
TOTAL CASES PENDING AT END OF YEAR(LINES 260+270+280).....	290	86	25	178	145	214	76	14	757
CIVIL CASES PENDING OVER 1 YEAR.....	300	0	0	0	0	0	5	0	5

REGION 1

DISTRICT #27

COURT SUMMARY

* C R I M I N A L *					* C I V I L *				* T *
*****					*****				*****
* STATE OFFENSE *	* ORDINANCE *		* CIVIL *		* SUM- *	* MARY *	* PROC. *	* S *	* T *
L	* NON *	* NON *	* INFRA *	* CIVIL *	* SMALL *	* MARY *	* PROC. *	* S *	* T *
I	* TRAF- *	* TRAF- *	* TRAF- *	* TRAF- *	* CTIONS *	* CIVIL *	* CLAIMS *	* PROC. *	* S *
N	* FIC *	* FIC *	* FIC *	* FIC *	* CTIONS *	* CIVIL *	* CLAIMS *	* PROC. *	* S *
E	* FIC *	* FIC *	* FIC *	* FIC *	* CTIONS *	* CIVIL *	* CLAIMS *	* PROC. *	* S *

PENDING CASES AT THE BEGINNING OF THE YEAR.....									
INACTIVE BENCH WARRANTS.....	10	12	7	169	201	105	0	0	494
INACTIVE: NON-SERVICE.....	20	31	58	511	31	0	0	0	754
TOTAL (ADD LINES 10 AND 20).....	30	43	65	680	232	105	82	24	1248
ACTIVE PENDING.....	40	73	17	289	132	517	82	24	1535
NEW CASES FILED THIS YEAR.....	50	110	179	1125	630	6420	393	50	9837
SUBTOTAL ACTIVE.....	60	183	196	1414	762	6937	1031	451	11372
RE-OPENED CASES.....	70	0	1	0	0	0	0	0	1
REMANDS FROM HIGHER COURTS.....	80	22	0	18	27	0	0	0	67
PROBATION VIOLATIONS.....	85	0	0	0	1	0	0	0	1
MISTRIALS.....	90	17	7	86	61	145	0	0	316
APPEARANCE AFTER BENCH WARRANT ISSUED.....	95	30	65	168	72	0	118	53	556
SERVICE MADE/ARRAIGNMENT.....	100	0	0	0	0	4	0	0	4
APPEALS FROM MAGISTRATES.....	105	4	0	4	4	101	0	0	121
OTHER.....	110	73	73	276	165	250	126	53	1066
SUBTOTAL (ADD LINES 70 THROUGH 100).....	120	256	269	1690	927	7187	1157	554	12438
TOTAL ACTIVE CASELOAD THIS YEAR (ADD LINES 60 AND 110).....	130	123	35	668	435	233	0	0	1494
JUDICIAL DISPOSITIONS.....	140	0	0	0	0	179	0	0	179
GUilty PLEAS.....	145	0	0	0	0	40	0	0	40
INFORMAL CIVIL HEARINGS BY JUDGE.....	150	3	3	32	63	0	30	57	216
FORMAL CIVIL HEARINGS BY JUDGE.....	155	0	0	0	2	0	15	0	17
TRIALS WITHOUT JURY.....	160	39	49	176	193	132	259	134	1027
TRIALS BY JURY.....	165	1	73	0	0	0	0	0	74
DISMISSALS.....	170	0	54	0	0	0	0	0	54
PRELIMINARY EXAMS WAIVED.....	175	21	10	81	53	235	0	0	400
PRELIMINARY EXAMS CONDUCTED.....	180	0	0	0	0	38	44	24	109
BENCH WARRANTS.....	185	0	0	0	1	394	325	191	1110
NO PROGRESS.....	190	0	1	0	1	394	325	191	1110
OTHER JUDICIAL DISPOSITIONS.....	195	187	225	957	747	1251	673	406	4720
SUBTOTAL (ADD LINES 130 THROUGH 190).....	200	0	0	0	0	0	0	0	0
OTHER DISPOSITIONS.....	210	0	0	0	0	0	0	0	0
MAGISTRATES - GUILTY AND ADMISSIONS.....	215	0	0	0	0	0	0	0	0
MAGISTRATES - INFORMAL HEARINGS - CIVIL.....	220	0	24	401	0	4988	0	0	5413
TRAFFIC BUREAU.....	230	19	12	114	74	0	169	120	573
NON-SERVICE.....	240	19	36	515	74	4988	169	120	5986
SUBTOTAL (ADD LINES 210 THROUGH 230).....	250	206	261	1472	821	6239	842	526	10706
TOTAL DISPOSITIONS (ADD LINES 200 AND 240).....	260	16	10	164	193	195	0	0	578
PENDING CASES AT THE END OF YEAR.....	270	20	5	457	33	0	133	91	771
INACTIVE: BENCH WARRANTS (LINES 10 - 90 + 180).....	280	50	8	218	106	948	315	28	1732
INACTIVE: NON-SERVICE (LINES 20 - 95 + 230).....	290	86	23	839	332	1143	448	119	3081
ACTIVE PENDING (SUBTRACT LINE 250 FROM LINE 120).....	300	0	0	0	0	0	5	0	5
TOTAL CASES PENDING AT END OF YEAR(LINES 260+270+280).....									
CIVIL CASES PENDING OVER 1 YEAR.....									

REGION 1

DISTRICT #28

CITY OF SOUTHGATE

* C R I M I N A L *					* C I V I L *				* T *
*****					*****				* O *
* STATE OFFENSE *					* O R D I N A N C E *				* T *

L	* NON *				CIVIL *	* S U M - *			* A *
I	* TRAF-	* TRAF-	* TRAF-	* TRAF-	* I N F R A *	* S M A L L *	* M A R Y *	* L *	
N	* F I C	* F I C	* F I C	* F I C	* C T I O N S *	* C I V I L *	* C L A I M S *	* P R O C . *	
E	*****								

PENDING CASES AT THE BEGINNING OF THE YEAR.....									
INACTIVE BENCH WARRANTS.....	10	8	14	170	131	0	0	0	323
INACTIVE: NON-SERVICE.....	20	8	52	685	151	0	52	32	1000
TOTAL (ADD LINES 10 AND 20).....	30	16	66	855	282	0	52	32	1323
ACTIVE PENDING.....	40	34	41	954	90	772	53	9	1961
NEW CASES FILED THIS YEAR.....	50	224	143	2263	431	6720	351	292	11031
SUBTOTAL ACTIVE.....	60	258	184	3217	521	7492	404	301	12992
RE-OPENED CASES.....									
REMANDS FROM HIGHER COURTS.....	70	0	0	0	0	0	0	0	0
PROBATION VIOLATIONS.....	80	5	1	53	41	0	0	0	100
MISTRIALS.....	85	0	0	0	0	0	0	0	0
APPEARANCE AFTER BENCH WARRANT ISSUED.....	90	1	2	13	12	0	0	0	28
SERVICE MADE/ARRAIGNMENT.....	95	14	18	149	29	0	105	76	432
APPEALS FROM MAGISTRATES.....	100	0	0	0	0	16	0	0	16
OTHER.....	105	0	0	0	0	0	23	24	47
SUBTOTAL (ADD LINES 70 THROUGH 100).....	110	20	21	215	82	16	128	100	623
TOTAL ACTIVE CASELOAD THIS YEAR (ADD LINES 60 AND 110).....	120	278	205	3432	603	7508	532	401	13615
JUDICIAL DISPOSITIONS.....									
GUILTY PLEAS.....	130	102	6	831	71	201	0	0	1211
INFORMAL CIVIL HEARINGS BY JUDGE.....	140	0	0	0	0	47	0	0	47
FORMAL CIVIL HEARINGS BY JUDGE.....	145	0	0	0	0	89	0	0	89
TRIALS WITHOUT JURY.....	150	47	31	534	209	0	12	56	947
TRIALS BY JURY.....	155	0	0	0	3	0	6	0	9
DISMISSALS.....	160	10	12	115	97	118	62	29	448
PRELIMINARY EXAMS WAIVED.....	170	0	43	0	0	0	0	0	43
PRELIMINARY EXAMS CONDUCTED.....	175	0	29	0	0	0	0	0	29
BENCH WARRANTS.....	180	3	2	43	8	0	0	3	59
NO PROGRESS.....	185	0	0	0	0	0	12	5	17
OTHER JUDICIAL DISPOSITIONS.....	190	1	1	0	0	566	227	174	1520
SUBTOTAL (ADD LINES 130 THROUGH 190).....	200	163	124	1523	388	1021	319	267	4419
OTHER DISPOSITIONS.....									
MAGISTRATES - GUILTY AND ADMISSIONS.....	210	0	0	0	0	0	0	0	0
MAGISTRATES - INFORMAL HEARINGS - CIVIL.....	215	0	0	0	0	215	0	0	215
TRAFFIC BUREAU.....	220	0	0	0	0	6248	0	0	6248
NON-SERVICE.....	230	55	34	282	70	0	193	92	769
SUBTOTAL (ADD LINES 210 THROUGH 230).....	240	55	34	282	70	6463	193	92	7232
TOTAL DISPOSITIONS (ADD LINES 200 AND 240).....	250	218	158	1805	458	7484	512	359	11651
PENDING CASES AT THE END OF YEAR.....									
INACTIVE: BENCH WARRANTS (LINES 10 - 90 + 180).....	260	10	14	200	127	0	0	3	354
INACTIVE: NON-SERVICE (LINES 20 - 95 + 230).....	270	49	68	818	192	0	140	48	1337
ACTIVE PENDING (SUBTRACT LINE 250 FROM LINE 120).....	280	60	47	1627	145	24	20	42	1964
TOTAL CASES PENDING AT END OF YEAR(LINES 260+270+280).....	290	119	129	2645	464	24	160	93	3655
CIVIL CASES PENDING OVER 1 YEAR.....									
300	0	0	0	0	0	0	0	0	0

REGION 1

DISTRICT #29

CITY OF WAYNE

	***** C R I M I N A L *****								***** C I V I L *****			* T * * O * * T * * A * * L * * S *
	* STATE OFFENSE *				* ORDINANCE *							
	* TRAF- * * FIC * FIC		* TRAF- * * FIC * FIC		* TRAF- * * FIC * FIC		* TRAF- * * FIC * FIC		* CIVIL * * CTIONS*	* CIVIL * * CLAIMS*	* SUM- * * MARY * * PROC. *	
	L	I	N	E	L	I	N	E	L	I	N	
PENDING CASES AT THE BEGINNING OF THE YEAR.....												
INACTIVE BENCH WARRANTS.....	10	43	94	186	69	0	7	0	0	0	399	
INACTIVE: NON-SERVICE.....	20	86	108	495	162	0	20	12	0	383		
TOTAL (ADD LINES 10 AND 20).....	30	129	202	681	231	0	27	12	0	1282		
ACTIVE PENDING.....	40	32	7	89	80	313	74	2	6	603		
NEW CASES FILED THIS YEAR.....	50	339	437	1141	598	2542	190	210	453	5910		
SUBTOTAL ACTIVE.....	60	371	444	1230	678	2855	264	212	459	6513		
RE-OPENED CASES.....												
REMANDS FROM HIGHER COURTS.....	70	0	0	0	0	0	77	0	0	77		
PROBATION VIOLATIONS.....	80	5	19	11	5	0	0	0	0	40		
MISTRIALS.....	85	0	0	0	1	0	0	0	0	1		
APPEARANCE AFTER BENCH WARRANT ISSUED.....	90	22	41	116	36	0	2	0	0	217		
SERVICE MADE/ARRAIGNMENT.....	95	53	175	118	80	0	94	44	47	611		
APPEALS FROM MAGISTRATES.....	100	0	0	0	0	0	0	0	0	0		
OTHER.....	105	0	0	0	0	0	0	0	0	0		
SUBTOTAL (ADD LINES 70 THROUGH 100).....	110	80	235	245	122	0	173	44	47	946		
TOTAL ACTIVE CASELOAD THIS YEAR (ADD LINES 60 AND 110).....	120	451	679	1475	800	2855	437	256	506	7459		
JUDICIAL DISPOSITIONS.....												
GUILTY PLEAS.....	130	166	133	659	238	145	0	0	0	1341		
INFORMAL CIVIL HEARINGS BY JUDGE.....	140	0	0	0	0	237	0	0	0	237		
FORMAL CIVIL HEARINGS BY JUDGE.....	145	0	0	0	0	23	0	0	0	23		
TRIALS WITHOUT JURY.....	150	21	74	97	96	0	23	81	110	502		
TRIALS BY JURY.....	155	1	8	9	1	0	7	0	14	40		
DISMISSALS.....	160	9	48	39	42	3	31	4	0	176		
PRELIMINARY EXAMS WAIVED.....	170	1	51	0	0	0	0	0	0	52		
PRELIMINARY EXAMS CONDUCTED.....	175	0	79	0	0	0	0	0	0	79		
BENCH WARRANTS.....	180	35	65	125	34	0	1	0	0	260		
NO PROGRESS.....	185	0	0	0	0	0	4	0	0	4		
OTHER JUDICIAL DISPOSITIONS.....	190	149	12	356	259	189	172	110	303	1550		
SUBTOTAL (ADD LINES 130 THROUGH 190).....	200	382	470	1285	670	597	238	195	427	4264		
OTHER DISPOSITIONS.....												
MAGISTRATES - GUILTY AND ADMISSIONS.....	210	0	0	0	0	0	0	0	0	0		
MAGISTRATES - INFORMAL HEARINGS - CIVIL.....	215	0	0	0	0	0	0	0	0	0		
TRAFFIC BUREAU.....	220	0	0	0	0	1738	0	0	0	1738		
NON-SERVICE.....	230	37	198	130	79	0	110	37	49	640		
SUBTOTAL (ADD LINES 210 THROUGH 230).....	240	37	198	130	79	1738	110	37	49	2378		
TOTAL DISPOSITIONS (ADD LINES 200 AND 240).....	250	419	668	1415	749	2335	348	232	476	6642		
PENDING CASES AT THE END OF YEAR.....												
INACTIVE: BENCH WARRANTS (LINES 10 - 90 + 180).....	260	56	118	195	67	0	6	0	0	442		
INACTIVE: NON-SERVICE (LINES 20 - 95 + 230).....	270	70	131	507	161	0	36	5	2	912		
ACTIVE PENDING (SUBTRACT LINE 250 FROM LINE 120).....	280	32	11	60	51	520	89	24	30	817		
TOTAL CASES PENDING AT END OF YEAR(LINES 260+270+280).....	290	158	260	762	279	520	131	29	32	2171		
CIVIL CASES PENDING OVER 1 YEAR.....	300	0	0	0	0	0	0	0	0	0		

REGION 1

DISTRICT #30

CITY OF HIGHLAND PARK

	C R I M I N A L				C I V I L				T O T A L S
	STATE OFFENSE		ORDINANCE		CIVIL INFRA CTIONS	CIVIL	SMALL CLAIMS	SUM- MARY PROC.	
	TRAF- FIC	NON TRAF- FIC	TRAF- FIC	NON TRAF- FIC					
PENDING CASES AT THE BEGINNING OF THE YEAR.....									
INACTIVE BENCH WARRANTS.....	10	2	29	98	195	0	0	0	324
INACTIVE: NON-SERVICE.....	20	45	67	1513	1860	0	18	3	9
TOTAL (ADD LINES 10 AND 20).....	30	47	96	1611	2055	0	18	3	9
ACTIVE PENDING.....	40	0	4	85	54	111	45	3	15
NEW CASES FILED THIS YEAR.....	50	1	291	531	1062	926	296	105	751
SUBTOTAL ACTIVE.....	60	1	295	616	1116	1037	341	108	766
RE-OPENED CASES.....									
REMANDS FROM HIGHER COURTS.....	70	0	2	0	0	0	0	0	0
PROBATION VIOLATIONS.....	80	0	0	0	0	0	0	0	0
MISTRIALS.....	85	0	0	0	0	0	0	0	0
APPEARANCE AFTER BENCH WARRANT ISSUED.....	90	0	2	28	50	0	0	0	0
SERVICE MADE/ARRAIGNMENT.....	95	2	31	354	404	0	437	17	126
APPEALS FROM MAGISTRATES.....	100	0	0	0	0	0	0	0	1371
OTHER.....	105	0	0	0	0	0	0	0	0
SUBTOTAL (ADD LINES 70 THROUGH 100).....	110	2	35	382	454	395	437	17	126
TOTAL ACTIVE CASELOAD THIS YEAR (ADD LINES 60 AND 110).....	120	3	330	998	1570	1432	778	125	892
JUDICIAL DISPOSITIONS.....									
GUILTY PLEAS.....	130	1	3	295	197	11	0	0	0
INFORMAL CIVIL HEARINGS BY JUDGE.....	140	0	0	0	0	80	0	0	507
FORMAL CIVIL HEARINGS BY JUDGE.....	145	0	0	0	0	11	0	0	80
TRIALS WITHOUT JURY.....	150	0	6	87	255	0	6	31	11
TRIALS BY JURY.....	155	0	1	0	1	0	0	0	604
DISMISSALS.....	160	1	28	145	271	73	62	31	2
PRELIMINARY EXAMS WAIVED.....	170	0	73	0	0	0	0	0	825
PRELIMINARY EXAMS CONDUCTED.....	175	1	144	0	0	0	0	0	73
BENCH WARRANTS.....	180	0	10	90	152	0	0	0	145
NO PROGRESS.....	185	0	0	0	0	0	0	0	252
OTHER JUDICIAL DISPOSITIONS.....	190	0	0	0	0	0	0	0	0
SUBTOTAL (ADD LINES 130 THROUGH 190).....	200	3	265	617	876	804	200	102	299
OTHER DISPOSITIONS.....	210								1100
MAGISTRATES - GUILTY AND ADMISSIONS.....	215	0	0	0	0	0	0	0	3601
MAGISTRATES - INFORMAL HEARINGS - CIVIL.....	220	0	0	0	0	0	0	0	0
TRAFFIC BUREAU.....	225	0	0	0	0	530	0	0	0
NON-SERVICE.....	230	0	65	321	571	0	443	15	530
SUBTOTAL (ADD LINES 210 THROUGH 230).....	240	0	65	321	571	0	443	15	117
TOTAL DISPOSITIONS (ADD LINES 200 AND 240).....	250	3	330	938	1447	1334	643	117	1532
PENDING CASES AT THE END OF YEAR.....	260								2062
INACTIVE: BENCH WARRANTS (LINES 10 - 90 + 180).....	270	2	37	160	297	0	0	0	851
INACTIVE: NON-SERVICE (LINES 20 - 95 + 230).....	280	43	101	1480	2027	0	24	1	0
ACTIVE PENDING (SUBTRACT LINE 250 FROM LINE 120).....	290	0	0	60	123	98	135	8	41
TOTAL CASES PENDING AT END OF YEAR(LINES 260+270+280).....	300	45	138	1700	2447	98	159	9	465
CIVIL CASES PENDING OVER 1 YEAR.....		0	0	0	0	0	0	0	4637

REGION 1

DISTRICT #31

CITY OF HAMTRAMCK

***** CRIMINAL *****										
***** CRIMINAL *****					***** CIVIL *****					T
***** STATE OFFENSE *****					***** ORDINANCE *****					O
***** L I N E *****										
***** TRAF- *****					***** NON *****					CIVIL
***** FIC *****					***** TRAF- *****					INFRA
***** FIC *****					***** FIC *****					CTIONS
***** FIC *****					***** FIC *****					CIVIL
***** FIC *****					***** FIC *****					SMALL
***** FIC *****					***** FIC *****					CLAIMS
***** FIC *****					***** FIC *****					MARY
***** FIC *****					***** FIC *****					PROC.
***** FIC *****					***** FIC *****					S

PENDING CASES AT THE BEGINNING OF THE YEAR.....										
INACTIVE BENCH WARRANTS.....	10	0	0	0	0	355	1	0	0	356
INACTIVE; NON-SERVICE.....	20	0	0	17	1	1	2	7	1	29
TOTAL (ADD LINES 10 AND 20).....	30	0	0	17	1	356	3	7	1	385
ACTIVE PENDING.....	40	29	134	432	281	355	97	20	2	1350
NEW CASES FILED THIS YEAR.....	50	7	100	643	255	2970	236	309	191	4711
SUBTOTAL ACTIVE.....	60	36	234	1075	536	3325	333	329	193	6061
RE-OPENED CASES.....										
REMANDS FROM HIGHER COURTS.....	70	0	1	1	0	0	0	0	0	2
PROBATION VIOLATIONS.....	80	0	0	0	0	0	0	0	0	0
MISTRIALS.....	85	0	0	0	2	0	0	0	0	2
APPEARANCE AFTER BENCH WARRANT ISSUED.....	90	0	1	23	3	9	1	0	0	2
SERVICE MADE/ARRAIGNMENT.....	95	0	7	146	14	26	32	59	2	37
APPEALS FROM MAGISTRATES.....	100	0	0	0	0	0	0	0	0	286
OTHER.....	105	0	0	0	0	0	2	0	0	0
SUBTOTAL (ADD LINES 70 THROUGH 100).....	110	0	9	170	19	35	35	59	2	329
TOTAL ACTIVE CASELOAD THIS YEAR (ADD LINES 60 AND 110).....	120	36	243	1245	555	3360	368	388	195	6390
JUDICIAL DISPOSITIONS.....										
GUILTY PLEAS.....	130	1	2	253	23	215	0	0	0	494
INFORMAL CIVIL HEARINGS BY JUDGE.....	140	0	0	0	0	836	0	0	0	836
FORMAL CIVIL HEARINGS BY JUDGE.....	145	0	0	0	0	269	0	0	0	269
TRIALS WITHOUT JURY.....	150	3	3	196	71	0	12	82	92	459
DISMISSALS.....	155	1	0	6	5	0	20	5	4	41
PRELIMINARY EXAMS WAIVED.....	160	3	30	-61	70	358	47	66	41	676
PRELIMINARY EXAMS CONDUCTED.....	170	0	22	0	0	0	0	0	0	22
BENCH WARRANTS.....	175	4	41	0	0	0	0	0	0	45
NO PROGRESS.....	180	0	1	46	9	34	0	0	0	90
OTHER JUDICIAL DISPOSITIONS.....	185	0	0	0	0	0	0	0	0	0
SUBTOTAL (ADD LINES 130 THROUGH 190).....	190	3	2	18	3	10	120	159	59	374
OTHER DISPOSITIONS.....	200	15	101	580	181	1722	199	312	196	3306
MAGISTRATES - GUILTY AND ADMISSIONS.....	210	0	0	0	0	0	0	0	0	0
MAGISTRATES - INFORMAL HEARINGS - CIVIL.....	215	0	0	0	0	0	0	0	0	0
TRAFFIC BUREAU.....	220	0	0	0	0	2153	0	0	0	2153
NON-SERVICE.....	230	1	2	105	10	74	34	53	0	279
SUBTOTAL (ADD LINES 210 THROUGH 230).....	240	1	2	105	10	2227	34	53	0	2432
TOTAL DISPOSITIONS (ADD LINES 200 AND 240).....	250	16	103	685	191	3949	233	365	196	5738
PENDING CASES AT THE END OF YEAR.....										
INACTIVE: BENCH WARRANTS (LINES 10 - 90 + 180).....	260	0	0	23	6	380	0	0	0	409
INACTIVE: NON-SERVICE (LINES 20 - 95 + 230).....	270	1	-5	-24	-3	49	4	1	-1	22
ACTIVE PENDING (SUBTRACT LINE 250 FROM LINE 120).....	280	20	140	560	364	-589	135	23	-1	652
TOTAL CASES PENDING AT END OF YEAR (LINES 260+270+280).....	290	21	135	559	367	-160	139	24	-2	1083
CIVIL CASES PENDING OVER 1 YEAR.....	300	0	0	0	0	0	22	0	1	23

REGION 1

DISTRICT #32A

CITY OF HARPER WOODS

	* C R I M I N A L *				* C I V I L *				* T *	

	* STATE OFFENSE *	* ORDINANCE *	* CIVIL *	* SUM- *	* MARY *	* PROC. *				
L	* NON *	* NON *	* INFRA *	* SMALL *	* MARY *	* PROC. *				
I	* TRAF- *	* TRAF- *	* TRAF- *	* TRAF- *	* CTIONS *	* CIVIL *	* CLAIMS *	* PROC. *	* S *	
N	* FIC *	* FIC *	* FIC *	* FIC *	* CTIONS *	* CIVIL *	* CLAIMS *	* PROC. *	* S *	
E	* FIC *	* FIC *	* FIC *	* FIC *	* CTIONS *	* CIVIL *	* CLAIMS *	* PROC. *	* S *	

PENDING CASES AT THE BEGINNING OF THE YEAR.....	10	0	0	37	303	0	0	0	0	340
INACTIVE BENCH WARRANTS.....	20	1	7	247	162	202	47	0	0	666
INACTIVE: NON-SERVICE.....	30	1	7	284	465	202	47	0	0	1006
TOTAL (ADD LINES 10 AND 20).....	40	5	5	27	278	152	101	4	0	572
ACTIVE PENDING.....	50	34	148	517	570	1690	165	43	6	3173
NEW CASES FILED THIS YEAR.....	60	39	153	544	848	1842	266	47	6	3745
SUBTOTAL ACTIVE.....										
RE-OPENED CASES.....										
REMANDS FROM HIGHER COURTS.....	70	0	0	0	0	0	76	0	0	76
PROBATION VIOLATIONS.....	80	0	0	0	63	0	0	0	0	63
MISTRIALS.....	85	0	0	0	0	0	0	0	0	0
APPEARANCE AFTER BENCH WARRANT ISSUED.....	90	0	1	54	100	0	1	0	0	156
SERVICE MADE/ARRAIGNMENT.....	95	3	12	106	38	470	136	0	0	765
APPEALS FROM MAGISTRATES.....	100	0	0	0	0	0	0	0	0	0
OTHER.....	105	0	0	0	0	0	0	0	0	0
SUBTOTAL (ADD LINES 70 THROUGH 100).....	110	3	13	160	201	470	213	0	0	1060
TOTAL ACTIVE CASELOAD THIS YEAR (ADD LINES 60 AND 110).....	120	42	166	704	1049	2312	479	47	6	4805
JUDICIAL DISPOSITIONS.....										
GUILTY PLEAS.....	130	34	0	265	344	419	0	0	0	1062
INFORMAL CIVIL HEARINGS BY JUDGE.....	140	0	0	0	0	486	0	0	0	486
FORMAL CIVIL HEARINGS BY JUDGE.....	145	0	0	0	0	2	0	0	0	2
TRIALS WITHOUT JURY.....	150	2	0	114	96	0	35	12	4	263
TRIALS BY JURY.....	155	0	0	0	1	0	14	0	0	15
DISMISSALS.....	160	3	7	48	120	13	6	0	0	197
PRELIMINARY EXAMS WAIVED.....	170	0	63	0	0	0	0	0	0	63
PRELIMINARY EXAMS CONDUCTED.....	175	0	80	0	0	0	0	0	0	80
BENCH WARRANTS.....	180	0	1	89	204	1	1	0	0	296
NO PROGRESS.....	185	0	0	0	0	0	18	0	0	18
OTHER JUDICIAL DISPOSITIONS.....	190	0	0	34	80	3	234	19	2	372
SUBTOTAL (ADD LINES 130 THROUGH 190).....	200	39	151	550	845	924	308	31	6	2854
OTHER DISPOSITIONS.....										
MAGISTRATES - GUILTY AND ADMISSIONS.....	210	0	0	0	0	0	0	0	0	0
MAGISTRATES - INFORMAL HEARINGS - CIVIL.....	215	0	0	0	0	0	0	0	0	0
TRAFFIC BUREAU.....	220	0	0	0	0	767	0	0	0	767
NON-SERVICE.....	230	2	13	71	75	587	93	0	0	841
SUBTOTAL (ADD LINES 210 THROUGH 230).....	240	2	13	71	75	1354	93	0	0	1608
TOTAL DISPOSITIONS (ADD LINES 200 AND 240).....	250	41	164	621	920	2278	401	31	6	4462
PENDING CASES AT THE END OF YEAR.....										
INACTIVE: BENCH WARRANTS (LINES 10 - 90 + 180).....	260	0	0	72	407	1	0	0	0	480
INACTIVE: NON-SERVICE (LINES 20 - 95 + 230).....	270	0	8	212	199	319	4	0	0	742
ACTIVE PENDING (SUBTRACT LINE 250 FROM LINE 120).....	280	1	2	83	129	34	78	16	0	343
TOTAL CASES PENDING AT END OF YEAR(LINES 260+270+280).....	290	1	10	367	735	354	82	16	0	1565
CIVIL CASES PENDING OVER 1 YEAR.....	300	0	0	0	0	0	9	0	0	9

REGION 1

DISTRICT #33

CITY OF WOODHAVEN

* C R I M I N A L *					* C I V I L *					T

* STATE OFFENSE *		* ORDINANCE *			* CIVIL *	* INFRA *	* SMALL * MARY		* SUM-	O
L	I	N	E							T
	* TRAF-	* TRAF-	* TRAF-	* TRAF-	* CTIONS*	CIVIL	* CLAIMS*	PROC.		A
	* FIC	* FIC	* FIC	* FIC	*	*	*	*		L
										S

PENDING CASES AT THE BEGINNING OF THE YEAR.....										
INACTIVE BENCH WARRANTS.....	10	927	273	314	295	3	0	0	0	1812
INACTIVE: NON-SERVICE.....	20	809	566	441	227	1	55	41	0	2140
TOTAL (ADD LINES 10 AND 20).....	30	1736	839	755	522	4	55	41	0	3952
ACTIVE PENDING.....	40	490	308	234	442	904	183	32	22	2615
NEW CASES FILED THIS YEAR.....	50	2387	2047	2072	1185	11247	663	584	907	21092
SUBTOTAL ACTIVE.....	60	2877	2355	2306	1627	12151	846	616	929	23707
RE-OPENED CASES.....										
REMANDS FROM HIGHER COURTS.....	70	0	0	0	0	0	0	0	0	0
PROBATION VIOLATIONS.....	80	36	31	44	27	0	0	0	0	138
MISTRIALS.....	85	0	0	0	0	0	1	0	0	1
APPEARANCE AFTER BENCH WARRANT ISSUED.....	90	824	84	219	74	6	0	0	0	1207
SERVICE MADE/ARRAIGNMENT.....	95	583	391	294	104	0	120	80	14	1586
APPEALS FROM MAGISTRATES.....	100	0	0	0	0	0	0	0	0	0
OTHER.....	105	4	32	2	17	1410	37	2	0	1504
SUBTOTAL (ADD LINES 70 THROUGH 100).....	110	1447	538	559	222	1416	158	82	14	4436
TOTAL ACTIVE CASELOAD THIS YEAR (ADD LINES 60 AND 110).....	120	4324	2893	2865	1849	13567	1004	698	943	28143
JUDICIAL DISPOSITIONS.....										
GUILTY PLEAS.....	130	2016	857	1470	596	244	0	0	0	5183
INFORMAL CIVIL HEARINGS BY JUDGE.....	140	0	0	0	0	638	0	0	0	638
FORMAL CIVIL HEARINGS BY JUDGE.....	145	0	0	0	0	173	0	0	0	173
TRIALS WITHOUT JURY.....	150	32	47	44	34	0	40	42	0	299
TRIALS BY JURY.....	155	3	1	1	0	0	31	0	0	36
DISMISSALS.....	160	953	232	383	423	814	14	40	33	2892
PRELIMINARY EXAMS WAIVED.....	170	2	104	0	0	0	0	0	0	106
PRELIMINARY EXAMS CONDUCTED.....	175	1	128	0	0	0	0	0	0	129
BENCH WARRANTS.....	180	586	119	227	84	20	1	2	0	1039
NO PROGRESS.....	185	0	0	0	0	0	24	0	0	24
OTHER JUDICIAL DISPOSITIONS.....	190	38	114	7	73	1975	556	346	879	3988
SUBTOTAL (ADD LINES 130 THROUGH 190).....	200	3631	1602	2132	1270	3864	666	430	912	14507
OTHER DISPOSITIONS.....										
MAGISTRATES - GUILTY AND ADMISSIONS.....	210	0	0	0	0	0	0	0	0	0
MAGISTRATES - INFORMAL HEARINGS - CIVIL.....	215	0	0	0	0	0	0	0	0	0
TRAFFIC BUREAU.....	220	2	294	0	46	9588	0	0	0	9930
NON-SERVICE.....	230	595	558	390	115	0	304	259	15	2236
SUBTOTAL (ADD LINES 210 THROUGH 230).....	240	597	852	390	161	9588	304	259	15	12166
TOTAL DISPOSITIONS (ADD LINES 200 AND 240).....	250	4228	2454	2522	1431	13452	970	689	927	26673
PENDING CASES AT THE END OF YEAR.....										
INACTIVE: BENCH WARRANTS (LINES 10 - 90 + 180).....	260	689	308	322	305	17	1	2	0	1644
INACTIVE: NON-SERVICE (LINES 20 - 95 + 230).....	270	821	733	537	238	1	239	220	1	2790
ACTIVE PENDING (SUBTRACT LINE 250 FROM LINE 120).....	280	96	439	343	418	115	34	9	16	1470
TOTAL CASES PENDING AT END OF YEAR(LINES 260+270+280).....	290	1606	1480	1202	961	133	274	231	17	5904
CIVIL CASES PENDING OVER 1 YEAR.....	300	0	0	0	0	0	13	0	0	13

REGION 1

DISTRICT #35-1

CITY OF NORTHVILLE

* C R I M I N A L *					* C I V I L *				* T *		

* STATE OFFENSE *					* ORDINANCE *						* T *

L	*****				CIVIL	*****			SUM-	* A *	
I	* TRAF-	* TRAF-	* TRAF-	* TRAF-	* INFRA	* CIVIL	* SMALL	* MARY	* L *		
N	* FIC	* FIC	* FIC	* FIC	* CTIONS	* CIVIL	* CLAIMS	* PROC.	* S *		
E	*****										

PENDING CASES AT THE BEGINNING OF THE YEAR.....											
INACTIVE BENCH WARRANTS.....	10	39	7	40	31	0	0	0	0	117	
INACTIVE: NON-SERVICE.....	20	97	94	167	82	0	0	0	0	440	
TOTAL (ADD LINES 10 AND 20).....	30	136	101	207	113	0	0	0	0	557	
ACTIVE PENDING.....	40	99	55	67	46	489	0	0	0	756	
NEW CASES FILED THIS YEAR.....	50	541	362	510	422	4494	0	0	0	6329	
SUBTOTAL ACTIVE.....	60	640	417	577	468	4983	0	0	0	7085	
RE-OPENED CASES.....											
REMANDS FROM HIGHER COURTS.....	70	0	0	0	0	0	0	0	0	0	
PROBATION VIOLATIONS.....	80	2	4	5	2	0	0	0	0	13	
MISTRIALS.....	85	0	0	0	0	0	0	0	0	0	
APPEARANCE AFTER BENCH WARRANT ISSUED.....	90	45	12	30	21	0	0	0	0	108	
SERVICE MADE/ARRAIGNMENT.....	95	105	34	116	40	0	0	0	0	295	
APPEALS FROM MAGISTRATES.....	100	0	0	0	0	29	0	0	0	29	
OTHER.....	105	5	7	3	5	299	0	0	0	319	
SUBTOTAL (ADD LINES 70 THROUGH 100).....	110	157	57	154	68	328	0	0	0	764	
TOTAL ACTIVE CASELOAD THIS YEAR (ADD LINES 60 AND 110).....	120	797	474	731	536	5311	0	0	0	7849	
JUDICIAL DISPOSITIONS.....											
GUILTY PLEAS.....	130	203	190	227	318	3	0	0	0	941	
INFORMAL CIVIL HEARINGS BY JUDGE.....	140	0	0	0	0	41	0	0	0	41	
FORMAL CIVIL HEARINGS BY JUDGE.....	145	0	0	0	0	88	0	0	0	88	
TRIALS WITHOUT JURY.....	150	6	3	5	3	0	0	0	0	17	
TRIALS BY JURY.....	155	14	3	6	0	0	0	0	0	23	
DISMISSALS.....	160	159	54	134	52	495	0	0	0	894	
PRELIMINARY EXAMS WAIVED.....	170	1	23	0	0	0	0	0	0	24	
PRELIMINARY EXAMS CONDUCTED.....	175	0	34	0	0	0	0	0	0	34	
BENCH WARRANTS.....	180	61	18	53	36	0	0	0	0	168	
NO PROGRESS.....	185	0	0	0	0	0	0	0	0	0	
OTHER JUDICIAL DISPOSITIONS.....	190	41	42	48	31	460	0	0	0	622	
SUBTOTAL (ADD LINES 130 THROUGH 190).....	200	485	367	473	440	1087	0	0	0	2852	
OTHER DISPOSITIONS.....											
MAGISTRATES - GUILTY AND ADMISSIONS.....	210	0	0	0	0	0	0	0	0	0	
MAGISTRATES - INFORMAL HEARINGS - CIVIL.....	215	0	0	0	0	252	0	0	0	252	
TRAFFIC BUREAU.....	220	43	0	39	0	3657	0	0	0	3739	
NON-SERVICE.....	230	145	47	93	42	0	0	0	0	327	
SUBTOTAL (ADD LINES 210 THROUGH 230).....	240	188	47	132	42	3909	0	0	0	4318	
TOTAL DISPOSITIONS (ADD LINES 200 AND 240).....	250	673	414	605	482	4996	0	0	0	7170	
PENDING CASES AT THE END OF YEAR.....											
INACTIVE: BENCH WARRANTS (LINES 10 - 90 + 180).....	260	55	13	63	46	0	0	0	0	177	
INACTIVE: NON-SERVICE (LINES 20 - 95 + 230).....	270	137	107	144	84	0	0	0	0	472	
ACTIVE PENDING (SUBTRACT LINE 250 FROM LINE 120).....	280	124	60	126	54	315	0	0	0	679	
TOTAL CASES PENDING AT END OF YEAR(LINES 260+270+280).....	290	316	180	333	184	315	0	0	0	1328	
CIVIL CASES PENDING OVER 1 YEAR.....	300	0	0	0	0	0	0	0	0	0	

REGION 1

DISTRICT #35-2

CITIES OF CANTON & PLYMOUTH

	C R I M I N A L				C I V I L				T O T A L S
	* STATE OFFENSE *		* ORDINANCE *		* CIVIL *		* SUM- * MARY * PROC.		
	* TRAF- * FIC	* TRAF- * FIC	* TRAF- * FIC	* TRAF- * FIC	* CIVIL * CTIONS*	* SMALL * CLAIMS*	* SUM- * MARY * PROC.		
PENDING CASES AT THE BEGINNING OF THE YEAR.....									
INACTIVE BENCH WARRANTS.....	10	175	39	121	34	0	0	0	369
INACTIVE: NON-SERVICE.....	20	610	277	226	100	0	72	56	1341
TOTAL (ADD LINES 10 AND 20).....	30	785	316	347	134	0	72	56	1710
ACTIVE PENDING.....	40	459	125	406	575	2636	291	88	4641
NEW CASES FILED THIS YEAR.....	50	1603	864	1658	912	10185	675	667	17346
SUBTOTAL ACTIVE.....	60	2062	989	2064	1487	12821	966	755	21987
RE-OPENED CASES.....									
REMANDS FROM HIGHER COURTS.....	70	0	1	0	0	0	147	0	148
PROBATION VIOLATIONS.....	80	28	11	37	23	0	0	0	99
MISTRIALS.....	85	0	0	0	0	0	0	0	0
APPEARANCE AFTER BENCH WARRANT ISSUED.....	90	96	19	82	38	0	0	0	235
SERVICE MADE/ARRAIGNMENT.....	95	425	163	205	53	0	501	286	1909
APPEALS FROM MAGISTRATES.....	100	0	0	0	0	26	0	0	26
OTHER.....	105	35	8	47	16	3	0	0	109
SUBTOTAL (ADD LINES 70 THROUGH 100).....	110	584	202	371	130	29	648	286	2526
TOTAL ACTIVE CASELOAD THIS YEAR (ADD LINES 60 AND 110).....	120	2646	1191	2435	1617	12850	1614	1041	24513
JUDICIAL DISPOSITIONS.....									
GUILTY PLEAS.....	130	780	382	727	339	148	0	0	2376
INFORMAL CIVIL HEARINGS BY JUDGE.....	140	0	0	0	0	10	0	0	10
FORMAL CIVIL HEARINGS BY JUDGE.....	145	0	0	0	0	80	0	0	80
TRIALS WITHOUT JURY.....	150	5	15	3	17	0	43	73	159
TRIALS BY JURY.....	155	8	3	10	3	0	47	0	72
DISMISSALS.....	160	477	186	245	252	820	202	238	2675
PRELIMINARY EXAMS WAIVED.....	170	5	122	0	0	0	0	0	127
PRELIMINARY EXAMS CONDUCTED.....	175	2	61	0	0	0	0	0	63
BENCH WARRANTS.....	180	189	38	202	124	0	0	0	553
NO PROGRESS.....	185	0	0	0	0	0	0	0	204
OTHER JUDICIAL DISPOSITIONS.....	190	210	127	367	333	2745	468	279	5062
SUBTOTAL (ADD LINES 130 THROUGH 190).....	200	1676	934	1554	1068	3803	889	665	11381
OTHER DISPOSITIONS.....									
MAGISTRATES - GUILTY AND ADMISSIONS.....	210	0	0	0	0	28	0	0	28
MAGISTRATES - INFORMAL HEARINGS - CIVIL.....	215	0	0	0	0	549	0	0	549
TRAFFIC BUREAU.....	220	253	5	214	4	7795	0	0	8271
NON-SERVICE.....	230	388	180	274	115	0	489	272	2007
SUBTOTAL (ADD LINES 210 THROUGH 230).....	240	641	185	488	119	8372	489	272	10855
TOTAL DISPOSITIONS (ADD LINES 200 AND 240).....	250	2317	1119	2042	1187	12175	1378	937	22236
PENDING CASES AT THE END OF YEAR.....									
INACTIVE: BENCH WARRANTS (LINES 10 - 90 + 180).....	260	268	58	241	120	0	0	0	687
INACTIVE: NON-SERVICE (LINES 20 - 95 + 230).....	270	573	294	295	162	0	60	42	1439
ACTIVE PENDING (SUBTRACT LINE 250 FROM LINE 120).....	280	329	72	393	430	675	236	104	2277
TOTAL CASES PENDING AT END OF YEAR(LINES 260+270+280).....	290	1170	424	929	712	675	296	146	4403
CIVIL CASES PENDING OVER 1 YEAR.....	300	0	0	0	0	0	0	0	0

REGION 1

DISTRICT #35
COURT SUMMARY

	* CRIMINAL *				* CIVIL *				T O T A L S
	* STATE OFFENSE *		* ORDINANCE *		* CIVIL * * INFRA *	* CIVIL * * SMALL * * CLAIMS *	* SUM- * MARY * * PROC *		
	* NON *	* TRAF- * FIC *	* NON *	* TRAF- * FIC *					
PENDING CASES AT THE BEGINNING OF THE YEAR.....									
INACTIVE BENCH WARRANTS.....	10	214	46	161	65	0	0	0	486
INACTIVE: NON-SERVICE.....	20	707	371	393	182	0	72	56	1781
TOTAL (ADD LINES 10 AND 20).....	30	921	417	554	247	0	72	56	2267
ACTIVE PENDING.....	40	558	180	473	621	3125	291	88	5397
NEW CASES FILED THIS YEAR.....	50	2144	1226	2168	1334	14679	675	667	23675
SUBTOTAL ACTIVE.....	60	2702	1406	2641	1955	17804	966	755	29072
RE-OPENED CASES.....									
REMANDS FROM HIGHER COURTS.....	70	0	1	0	0	0	147	0	148
PROBATION VIOLATIONS.....	80	30	15	42	25	0	0	0	112
MISDEMEANORS.....	85	0	0	0	0	0	0	0	0
APPEARANCE AFTER BENCH WARRANT ISSUED.....	90	141	31	112	59	0	0	0	343
SERVICE MADE/ARRAIGNMENT.....	95	530	197	321	93	0	501	286	2204
APPEALS FROM MAGISTRATES.....	100	0	0	0	0	55	0	0	55
OTHER.....	105	40	15	50	21	302	0	0	428
SUBTOTAL (ADD LINES 70 THROUGH 100).....	110	741	259	525	198	357	648	286	3290
TOTAL ACTIVE CASELOAD THIS YEAR (ADD LINES 60 AND 110).....	120	3443	1665	3166	2153	18161	1614	1041	32362
JUDICIAL DISPOSITIONS.....									
GUILTY PLEAS.....	130	983	572	954	657	151	0	0	3317
INFORMAL CIVIL HEARINGS BY JUDGE.....	140	0	0	0	0	51	0	0	51
FORMAL CIVIL HEARINGS BY JUDGE.....	145	0	0	0	0	168	0	0	168
TRIALS WITHOUT JURY.....	150	11	18	8	20	0	43	73	176
TRIALS BY JURY.....	155	22	6	16	3	0	47	0	95
DISMISSALS.....	160	636	240	379	304	1315	202	238	3569
PRELIMINARY EXAMS WAIVED.....	170	6	145	0	0	0	0	0	151
PRELIMINARY EXAMS CONDUCTED.....	175	2	95	0	0	0	0	0	97
BENCH WARRANTS.....	180	250	56	255	160	0	0	0	721
NO PROGRESS.....	185	0	0	0	0	0	129	75	204
OTHER JUDICIAL DISPOSITIONS.....	190	251	169	415	364	3205	468	279	5684
SUBTOTAL (ADD LINES 130 THROUGH 190).....	200	2161	1301	2027	1508	4890	889	665	14233
OTHER DISPOSITIONS.....									
MAGISTRATES - GUILTY AND ADMISSIONS.....	210	0	0	0	0	28	0	0	28
MAGISTRATES - INFORMAL HEARINGS - CIVIL.....	215	0	0	0	0	801	0	0	801
TRAFFIC BUREAU.....	220	296	5	253	4	11452	0	0	12010
NON-SERVICE.....	230	533	227	367	157	0	489	272	2334
SUBTOTAL (ADD LINES 210 THROUGH 230).....	240	829	232	620	161	12281	489	272	15173
TOTAL DISPOSITIONS (ADD LINES 200 AND 240).....	250	2990	1533	2647	1669	17171	1378	937	29406
PENDING CASES AT THE END OF YEAR.....									
INACTIVE: BENCH WARRANTS (LINES 10 - 90 + 180).....	260	323	71	304	166	0	0	0	864
INACTIVE: NON-SERVICE (LINES 20 - 95 + 230).....	270	710	401	439	246	0	60	42	1911
ACTIVE PENDING (SUBTRACT LINE 250 FROM LINE 120).....	280	453	132	519	484	990	236	104	2956
TOTAL CASES PENDING AT END OF YEAR(LINES 260+270+280).....	290	1486	604	1262	896	990	296	146	5731
CIVIL CASES PENDING OVER 1 YEAR.....	300	0	0	0	0	0	0	0	0

REGION SUMMARY

L I N E	* C R I M I N A L *					* C I V I L *				* T O T A L S
	* STATE OFFENSE *		* O R D I N A N C E *			* C I V I L * I N F R A * C T I O N S *	* S M A L L * C L A I M S *	* S U M - * M A R Y * P R O C. *		
	* T R A F - * F I C	* N O N * T R A F - * F I C	* T R A F - * F I C	* N O N * T R A F - * F I C	* C I V I L					
	*****	*****	*****	*****	*****	*****	*****	*****		
PENDING CASES AT THE BEGINNING OF THE YEAR.....										
INACTIVE BENCH WARRANTS.....	10	1540	1353	7954	4330	758	162	23	6	16126
INACTIVE: NON-SERVICE.....	20	4029	3131	22113	8490	999		499	143	40712
TOTAL (ADD LINES 10 AND 20).....	30	5569	4484	30067	12820	1757	1470	522	149	56838
ACTIVE PENDING.....	40	1972	1809	6274	7695	13507	3560	650	518	35995
NEW CASES FILED THIS YEAR.....	50	8798	8051	32365	20361	138206	8030	6449	7740	230090
SUBTOTAL ACTIVE.....	60	10770	9860	38639	28056	151803	11590	7109	8258	266085
RE-OPENED CASES.....										
REMANDS FROM HIGHER COURTS.....	70	0	17	2	6	0	648	0	0	673
PROBATION VIOLATIONS.....	80	307	153	435	577	0	0	0	0	1472
MISTRIALS.....	85	0	0	0	4	0	1	0	0	5
APPEARANCE AFTER BENCH WARRANT ISSUED.....	90	1321	471	2221	1521	215	154	9	4	5916
SERVICE MADE/ARRAIGNMENT.....	95	2387	2150	6706	4080	1020	2544	1571	779	21237
APPEALS FROM MAGISTRATES.....	100	0	0	1	0	253	0	0	0	254
OTHER.....	105	92	90	272	335	4536	205	86	5	5621
SUBTOTAL (ADD LINES 70 THROUGH 100).....	110	4107	2881	9637	6523	6024	3552	1666	788	35178
TOTAL ACTIVE CASELOAD THIS YEAR (ADD LINES 60 AND 110).....	120	14877	12741	48276	34579	157827	15142	8775	9046	301263
JUDICIAL DISPOSITIONS.....										
GUILTY PLEAS.....	130	4996	2580	15597	7963	15490	0	0	0	46626
INFORMAL CIVIL HEARINGS BY JUDGE.....	140	0	0	0	0	4461	0	0	0	4461
FORMAL CIVIL HEARINGS BY JUDGE.....	145	0	0	0	0	1790	0	6	0	1796
TRIALS WITHOUT JURY.....	150	1024	698	4656	3481	0	702	1216	1065	12842
TRIALS BY JURY.....	155	53	57	85	58	0	320	5	22	600
DISMISSALS.....	160	2302	1321	5481	5597	9686	1779	1130	1631	28927
PRELIMINARY EXAMS WAIVED.....	170	52	1375	0	0	0	0	0	0	1427
PRELIMINARY EXAMS CONDUCTED.....	175	54	1253	0	0	0	0	0	0	1307
BENCH WARRANTS.....	180	1245	558	3230	2182	488	16	6	0	7725
NO PROGRESS.....	185	0	0	0	0	38	570	253	55	917
OTHER JUDICIAL DISPOSITIONS.....	190	524	417	1099	1686	13425	4923	3082	4963	30119
SUBTOTAL (ADD LINES 130 THROUGH 190).....	200	10250	8259	30148	20967	45378	8310	5698	7737	136747
OTHER DISPOSITIONS.....										
MAGISTRATES - GUILTY AND ADMISSIONS.....	210	149	129	1766	1027	3088	0	0	0	6159
MAGISTRATES - INFORMAL HEARINGS - CIVIL.....	215	0	0	0	0	4267	0	0	0	4267
TRAFFIC BUREAU.....	220	490	396	2767	581	90462	0	0	0	94696
NON-SERVICE.....	230	2465	2178	6168	5006	1546	3328	2070	742	23503
SUBTOTAL (ADD LINES 210 THROUGH 230).....	240	3104	2703	10701	6614	99363	3328	2070	742	128625
TOTAL DISPOSITIONS (ADD LINES 200 AND 240).....	250	13354	10962	40849	27581	144741	11638	7768	8479	265372
PENDING CASES AT THE END OF YEAR.....										
INACTIVE: BENCH WARRANTS (LINES 10 - 90 + 180).....	260	1464	1440	8963	4991	1031	24	20	2	17935
INACTIVE: NON-SERVICE (LINES 20 - 95 + 230).....	270	4107	3159	21575	9416	1525	2092	998	106	42978
ACTIVE PENDING (SUBTRACT LINE 250 FROM LINE 120).....	280	1523	1779	7427	6998	13086	3504	1007	567	35891
TOTAL CASES PENDING AT END OF YEAR (LINES 260+270+280).....	290	7094	6378	37965	21405	15642	5620	2025	675	96804
CIVIL CASES PENDING OVER 1 YEAR.....	300	0	0	0	0	0	81	0	1	82

REGION 2

DISTRICT #1

MONROE COUNTY

* C R I M I N A L * C I V I L * T										
* STATE OFFENSE * ORDINANCE * CIVIL * SUM-										
L * * NON * * NON * INFRA * SMALL * MARY * A										
N * TRAF- * TRAF- * TRAF- * TRAF- * CTIONS* CIVIL * CLAIMS* PROC. * L										
E * FIC * FIC * FIC * FIC * * * * * S										

PENDING CASES AT THE BEGINNING OF THE YEAR.....	10	178	175	25	45	0	0	0	0	423
INACTIVE BENCH WARRANTS.....	20	4131	1986	804	83	0	228	44	25	7301
INACTIVE: NON-SERVICE.....	30	4309	2161	829	128	0	228	44	25	7724
TOTAL (ADD LINES 10 AND 20).....	40	895	649	495	68	1987	370	36	40	4540
ACTIVE PENDING.....	50	3305	6700	1302	288	18472	1248	901	850	33067
NEW CASES FILED THIS YEAR.....	60	4200	7349	1797	356	20459	1619	937	890	37607
SUBTOTAL ACTIVE.....										
RE-OPENED CASES.....	70	1	4	0	0	0	0	0	0	5
REMANDS FROM HIGHER COURTS.....	80	6	8	4	2	0	0	0	0	20
PROBATION VIOLATIONS.....	85	0	0	0	0	0	0	0	0	0
MISTRIALS.....	90	34	73	17	10	0	717	311	148	134
APPEARANCE AFTER BENCH WARRANT ISSUED.....	95	414	650	129	82	0	0	0	0	2451
SERVICE MADE/ARRAIGNMENT.....	100	3	0	0	0	12	0	0	1	15
APPEALS FROM MAGISTRATES.....	105	0	0	0	0	0	43	0	0	44
OTHER.....	110	458	735	150	94	12	760	311	149	2669
SUBTOTAL (ADD LINES 70 THROUGH 100).....	120	4658	8084	1947	450	20471	2379	1248	1039	40276
TOTAL ACTIVE CASELOAD THIS YEAR (ADD LINES 60 AND 110).....										
JUDICIAL DISPOSITIONS.....	130	804	738	459	112	0	0	0	0	2113
GUILTY PLEAS.....	140	0	0	0	0	0	0	0	0	0
INFORMAL CIVIL HEARINGS BY JUDGE.....	145	0	0	0	0	77	0	0	0	77
FORMAL CIVIL HEARINGS BY JUDGE.....	150	86	93	41	24	0	117	168	193	722
TRIALS WITHOUT JURY.....	155	21	13	9	0	0	4	0	0	47
TRIALS BY JURY.....	160	532	203	85	9	21	347	340	187	1724
DISMISSALS.....	170	0	175	0	0	0	0	0	0	175
PRELIMINARY EXAMS WAIVED.....	175	1	437	0	0	0	0	0	0	438
PRELIMINARY EXAMS CONDUCTED.....	180	22	31	4	1	0	0	0	0	58
BENCH WARRANTS.....	185	0	0	0	0	0	115	7	27	149
NO PROGRESS.....	190	12	21	6	0	0	1779	714	307	3191
OTHER JUDICIAL DISPOSITIONS.....	200	1478	1711	604	146	1877	1297	822	759	8694
SUBTOTAL (ADD LINES 130 THROUGH 190).....										
OTHER DISPOSITIONS.....	210	1759	3736	450	121	4379	0	0	0	10445
MAGISTRATES - GUILTY AND ADMISSIONS.....	215	0	0	0	0	430	0	0	0	430
MAGISTRATES - INFORMAL HEARINGS - CIVIL.....	220	485	0	245	0	12188	0	0	0	12918
TRAFFIC BUREAU.....	230	740	928	135	136	0	814	344	257	3354
NON-SERVICE.....	240	2984	4664	830	257	16997	814	344	257	27147
SUBTOTAL (ADD LINES 210 THROUGH 230).....	250	4462	6375	1434	403	18874	2111	1166	1016	35841
TOTAL DISPOSITIONS (ADD LINES 200 AND 240).....										
PENDING CASES AT THE END OF YEAR.....	260	166	133	12	36	0	0	0	0	347
INACTIVE: BENCH WARRANTS (LINES 10 - 90 + 180).....	270	4457	2264	810	137	0	325	77	134	8204
INACTIVE: NON-SERVICE (LINES 20 - 95 + 230).....	280	196	1709	513	47	1597	268	82	23	4435
ACTIVE PENDING (SUBTRACT LINE 250 FROM LINE 120).....	290	4819	4106	1335	220	1597	593	159	157	12986
TOTAL CASES PENDING AT END OF YEAR(LINES 260+270+280).....										
CIVIL CASES PENDING OVER 1 YEAR.....	300	0	0	0	0	0	70	0	5	75

REGION 2

DISTRICT #14-1

WASHTENAW COUNTY - SERVICE CENTER

* C R I M I N A L *					* C I V I L *				* T *

* STATE OFFENSE * ORDINANCE *					* CIVIL * SUM- * A *				* T *

L	* TRAF- * NON	* TRAF- * NON	* TRAF- * NON	* TRAF- * NON	* CIVIL * INFRA *	* SMALL * MARY *	* CLAIMS * PRGC. *	* S *	* S *
E	* FIC * FIC	* FIC * FIC	* FIC * FIC	* FIC * FIC	* CTIONS * CIVIL *	* CIVIL * CLAIMS *	* SMALL * MARY *	* PRGC. * S *	* S *

PENDING CASES AT THE BEGINNING OF THE YEAR.....									
10	147	227	31	44	0	0	0	0	449
20	433	284	285	99	0	168	47	123	1439
30	580	511	316	143	0	168	47	123	1888
40	86	233	68	90	575	36	5	95	1188
50	690	1176	1099	974	6610	648	378	1326	12901
60	776	1409	1167	1064	7185	684	383	1421	14089
RE-OPENED CASES.....									
70	0	4	0	0	0	2	0	0	6
80	0	51	0	7	0	0	0	0	58
85	0	0	0	0	0	2	0	0	2
90	74	215	52	25	0	0	0	0	366
95	253	264	216	52	0	396	185	373	1739
100	0	0	0	0	20	0	0	0	20
105	0	17	1	3	0	15	0	0	36
110	327	551	269	87	20	415	185	373	2227
120	1103	1960	1436	1151	7205	1099	568	1794	16316
JUDICIAL DISPOSITIONS.....									
130	664	500	835	402	0	0	0	0	2401
140	0	0	0	0	1	0	0	0	1
145	0	0	0	0	88	0	0	0	88
150	8	25	4	7	0	17	28	3	92
155	2	31	0	2	0	10	0	0	45
160	82	448	130	196	769	298	126	558	2607
170	0	57	0	0	0	0	0	0	57
175	0	181	0	0	0	0	0	0	181
180	64	132	56	54	0	0	0	0	306
185	0	0	0	0	0	40	65	0	105
190	11	79	37	29	91	241	136	922	1546
200	831	1453	1062	690	949	606	355	1483	7429
OTHER DISPOSITIONS.....									
210	0	0	0	0	24	0	0	0	24
215	0	0	0	0	581	0	0	0	581
220	0	0	0	0	5316	0	0	0	5316
230	193	245	242	139	0	493	212	311	1835
240	193	245	242	139	5921	493	212	311	7756
250	1024	1698	1304	829	6870	1099	567	1794	15185
TOTAL DISPOSITIONS (ADD LINES 200 AND 240).....									
PENDING CASES AT THE END OF YEAR.....									
260	137	144	35	73	0	0	0	0	389
270	373	265	311	186	0	265	74	61	1535
280	79	262	132	322	335	0	1	0	1131
290	589	671	478	581	335	265	75	61	3055
TOTAL CASES PENDING AT END OF YEAR(LINES 260+270+280).....									
300	0	0	0	0	0	0	0	0	0
CIVIL CASES PENDING OVER 1 YEAR.....									

REGION 2

DISTRICT #14-2

WASHTENAW COUNTY - YPSILANTI

* C R I M I N A L *					* C I V I L *				* T *	
* STATE OFFENSE * ORDINANCE *									* O *	

L	* CIVIL *				* SUM-					* A *
I	* TRAF-	* TRAF-	* TRAF-	* TRAF-	* INFRA *	* CIVIL *	* SMALL *	* MARY *	* L *	
N	* FIC	* FIC	* FIC	* FIC	* CTIONS*	* CIVIL *	* CLAIMS*	* PROC.	* S *	
E	*****									
PENDING CASES AT THE BEGINNING OF THE YEAR.....										
INACTIVE BENCH WARRANTS.....	10	85	67	210	96	0	0	0	458	
INACTIVE: NON-SERVICE.....	20	337	190	679	163	0	62	18	1518	
TOTAL (ADD LINES 10 AND 20).....	30	422	257	889	259	0	62	18	1976	
ACTIVE PENDING.....	40	85	56	68	26	66	203	9	633	
NEW CASES FILED THIS YEAR.....	50	776	607	470	262	2049	1119	282	6685	
SUBTOTAL ACTIVE.....	60	861	663	538	288	2115	1322	291	7318	
RE-OPENED CASES.....										
REMANDS FROM HIGHER COURTS.....	70	1	3	0	3	0	0	0	7	
PROBATION VIOLATIONS.....	80	0	18	11	4	0	0	0	33	
MISTRIALS.....	85	1	3	0	1	0	0	0	5	
APPEARANCE AFTER BENCH WARRANT ISSUED.....	90	79	45	129	74	0	0	0	327	
SERVICE MADE/ARRAIGNMENT.....	95	329	264	605	77	0	435	149	2096	
APPEALS FROM MAGISTRATES.....	100	0	0	0	0	0	0	0	0	
OTHER.....	105	36	9	48	18	0	4	0	115	
SUBTOTAL (ADD LINES 70 THROUGH 100).....	110	446	342	793	177	0	439	149	2583	
TOTAL ACTIVE CASELOAD THIS YEAR (ADD LINES 60 AND 110).....	120	1307	1005	1331	465	2115	1761	440	9901	
JUDICIAL DISPOSITIONS.....										
GUILTY PLEAS.....	130	242	171	223	124	11	0	0	771	
INFORMAL CIVIL HEARINGS BY JUDGE.....	140	0	0	0	0	165	0	0	165	
FORMAL CIVIL HEARINGS BY JUDGE.....	145	0	0	0	0	2	0	0	2	
TRIALS WITHOUT JURY.....	150	18	18	18	7	0	11	80	185	
TRIALS BY JURY.....	155	18	54	4	16	0	7	0	100	
DISMISSALS.....	160	284	293	662	189	49	192	105	2204	
PRELIMINARY EXAMS WAIVED.....	170	0	37	0	0	0	0	0	37	
PRELIMINARY EXAMS CONDUCTED.....	175	0	126	0	0	0	0	0	126	
BENCH WARRANTS.....	180	61	23	36	37	0	0	0	157	
NO PROGRESS.....	185	0	0	0	0	0	62	1	63	
OTHER JUDICIAL DISPOSITIONS.....	190	42	20	46	18	703	841	99	2428	
SUBTOTAL (ADD LINES 130 THROUGH 190).....	200	665	742	989	391	930	1113	285	6238	
OTHER DISPOSITIONS.....										
MAGISTRATES - GUILTY AND ADMISSIONS.....	210	0	0	0	0	8	0	0	8	
MAGISTRATES - INFORMAL HEARINGS - CIVIL.....	215	0	0	0	0	0	0	0	0	
TRAFFIC BUREAU.....	220	350	7	187	4	1002	0	0	1550	
NON-SERVICE.....	230	158	206	104	43	113	468	151	1465	
SUBTOTAL (ADD LINES 210 THROUGH 230).....	240	508	213	291	47	1123	468	151	3023	
TOTAL DISPOSITIONS (ADD LINES 200 AND 240).....	250	1173	955	1280	438	2053	1581	436	9261	
PENDING CASES AT THE END OF YEAR.....										
INACTIVE: BENCH WARRANTS (LINES 10 - 90 + 180).....	260	67	45	117	59	0	0	0	288	
INACTIVE: NON-SERVICE (LINES 20 - 95 + 230).....	270	166	132	178	129	113	95	20	887	
ACTIVE PENDING (SUBTRACT LINE 250 FROM LINE 120).....	280	134	50	51	27	62	180	4	640	
TOTAL CASES PENDING AT END OF YEAR(LINES 260+270+280).....	290	367	227	346	215	175	275	24	1815	
CIVIL CASES PENDING OVER 1 YEAR.....	300	0	0	0	0	85	8	0	93	

REGION 2

DISTRICT #14-3

WASHTENAW COUNTY - CHELSEA

* C R I M I N A L *					* C I V I L *				* T *	

* STATE OFFENSE * ORDINANCE *					* CIVIL *		* SUM-		* A *	

* TRAF- * TRAF- * TRAF- * TRAF- * CTIONS*					* CIVIL *		* SMALL * MARY *		* S *	

* FIC * FIC * FIC * FIC *					* CIVIL *		* CLAIMS*		* PROC. *	

PENDING CASES AT THE BEGINNING OF THE YEAR.....										
INACTIVE BENCH WARRANTS.....	10	250	61	79	24	0	4	0	0	418
INACTIVE: NON-SERVICE.....	20	760	269	358	50	0	115	98	6	1656
TOTAL (ADD LINES 10 AND 20).....	30	1010	330	437	74	0	119	98	6	2074
ACTIVE PENDING.....	40	203	225	165	84	271	135	35	9	1127
NEW CASES FILED THIS YEAR.....	50	647	1442	1229	316	7690	618	459	152	12553
SUBTOTAL ACTIVE.....	60	850	1667	1394	400	7961	753	494	161	13680
RE-OPENED CASES.....										
REMANDS FROM HIGHER COURTS.....	70	0	6	0	0	0	0	0	0	6
PROBATION VIOLATIONS.....	80	11	10	5	2	0	0	0	0	28
MISTRIALS.....	85	0	0	0	0	0	0	0	0	0
APPEARANCE AFTER BENCH WARRANT ISSUED.....	90	63	38	54	22	0	0	0	0	177
SERVICE MADE/ARRAIGNMENT.....	95	103	97	95	8	0	362	246	34	945
APPEALS FROM MAGISTRATES.....	100	0	0	0	0	7	0	0	0	7
OTHER.....	105	16	36	13	24	77	6	6	2	180
SUBTOTAL (ADD LINES 70 THROUGH 100).....	110	193	187	167	56	84	368	252	36	1343
TOTAL ACTIVE CASELOAD THIS YEAR (ADD LINES 60 AND 110).....	120	1043	1854	1561	456	8045	1121	746	197	15023
JUDICIAL DISPOSITIONS.....										
GUILTY PLEAS.....	130	268	232	338	196	281	0	0	0	1315
INFORMAL CIVIL HEARINGS BY JUDGE.....	140	0	0	0	0	3	0	0	0	3
FORMAL CIVIL HEARINGS BY JUDGE.....	145	0	0	0	0	38	0	0	0	38
TRIALS WITHOUT JURY.....	150	41	52	27	29	0	23	58	15	245
TRIALS BY JURY.....	155	11	14	3	8	0	4	0	1	41
DISMISSALS.....	160	122	202	264	63	1047	178	182	27	2085
PRELIMINARY EXAMS WAIVED.....	170	0	56	0	0	0	0	0	0	56
PRELIMINARY EXAMS CONDUCTED.....	175	1	71	0	0	0	0	0	0	72
BENCH WARRANTS.....	180	72	30	37	13	0	0	0	0	152
NO PROGRESS.....	185	0	0	0	0	0	19	0	6	25
OTHER JUDICIAL DISPOSITIONS.....	190	5	402	45	23	1345	301	194	88	2403
SUBTOTAL (ADD LINES 130 THROUGH 190).....	200	520	1059	714	332	2714	525	434	137	6435
OTHER DISPOSITIONS.....										
MAGISTRATES - GUILTY AND ADMISSIONS.....	210	0	0	0	0	134	0	0	0	134
MAGISTRATES - INFORMAL HEARINGS - CIVIL.....	215	0	0	0	0	294	0	0	0	294
TRAFFIC BUREAU.....	220	276	333	383	0	4337	0	0	0	5329
NON-SERVICE.....	230	93	174	134	39	0	470	309	29	1248
SUBTOTAL (ADD LINES 210 THROUGH 230).....	240	369	507	517	39	4765	470	309	29	7005
TOTAL DISPOSITIONS (ADD LINES 200 AND 240).....	250	889	1566	1231	371	7479	995	743	166	13440
PENDING CASES AT THE END OF YEAR.....										
INACTIVE: BENCH WARRANTS (LINES 10 - 90 + 180).....	260	259	53	62	15	0	4	0	0	393
INACTIVE: NON-SERVICE (LINES 20 - 95 + 230).....	270	750	346	397	81	0	223	161	1	1959
ACTIVE PENDING (SUBTRACT LINE 250 FROM LINE 120).....	280	154	288	330	85	566	126	3	31	1583
TOTAL CASES PENDING AT END OF YEAR (LINES 260+270+280).....	290	1163	687	789	181	566	353	164	32	3935
CIVIL CASES PENDING OVER 1 YEAR.....	300	0	0	0	0	0	13	0	0	13

REGION 2

DISTRICT #14-4

WASHTENAW COUNTY - SERVICE CENTER

	* C R I M I N A L *				* C I V I L *				T
	* STATE OFFENSE *		* ORDINANCE *		* CIVIL *		* SUM- * MARY *		O
	* TRAF- * FIC	* TRAF- * FIC	* TRAF- * FIC	* TRAF- * FIC	* CTIONS * CIVIL	* SMALL * CLAIMS	* MARY * PROC.		

PENDING CASES AT THE BEGINNING OF THE YEAR.....									
INACTIVE BENCH WARRANTS.....	10	56	102	43	18	0	0	0	219
INACTIVE: NON-SERVICE.....	20	438	129	316	26	0	143	26	1117
TOTAL (ADD LINES 10 AND 20).....	30	494	231	359	44	0	143	26	1336
ACTIVE PENDING.....	40	72	249	61	74	945	88	5	1511
NEW CASES FILED THIS YEAR.....	50	569	1232	522	252	6815	603	256	11691
SUBTOTAL ACTIVE.....	60	641	1481	583	326	7760	691	261	13202
RE-OPENED CASES.....									
REMANDS FROM HIGHER COURTS.....	70	0	5	0	0	0	1	0	6
PROBATION VIOLATIONS.....	80	0	58	0	2	0	0	0	60
MISTRIALS.....	85	0	0	0	0	0	0	0	0
APPEARANCE AFTER BENCH WARRANT ISSUED.....	90	16	99	21	30	0	0	0	166
SERVICE MADE/ARRAIGNMENT.....	95	225	203	158	35	0	384	147	1411
APPEALS FROM MAGISTRATES.....	100	0	0	0	0	0	0	0	0
OTHER.....	105	0	0	0	0	0	0	0	7
SUBTOTAL (ADD LINES 70 THROUGH 100).....	110	241	365	179	67	0	392	147	1650
TOTAL ACTIVE CASELOAD THIS YEAR (ADD LINES 60 AND 110).....	120	882	1846	762	393	7760	1083	408	14852
JUDICIAL DISPOSITIONS.....									
GUILTY PLEAS.....	130	530	557	500	189	0	0	0	1776
INFORMAL CIVIL HEARINGS BY JUDGE.....	140	0	0	0	0	0	0	0	0
FORMAL CIVIL HEARINGS BY JUDGE.....	145	0	0	0	0	68	0	0	68
TRIALS WITHOUT JURY.....	150	5	78	5	16	0	43	124	275
TRIALS BY JURY.....	155	1	36	0	0	0	8	0	46
DISMISSALS.....	160	107	277	79	39	566	251	88	2178
PRELIMINARY EXAMS WAIVED.....	170	0	64	0	0	0	0	0	64
PRELIMINARY EXAMS CONDUCTED.....	175	0	117	0	0	0	0	0	117
BENCH WARRANTS.....	180	27	128	27	41	0	0	0	223
NO PROGRESS.....	185	0	0	0	0	0	42	42	94
OTHER JUDICIAL DISPOSITIONS.....	190	25	66	8	7	1586	260	5	2617
SUBTOTAL (ADD LINES 130 THROUGH 190).....	200	695	1323	619	292	2220	604	259	7458
OTHER DISPOSITIONS.....									
MAGISTRATES - GUILTY AND ADMISSIONS.....	210	0	0	0	0	0	0	0	0
MAGISTRATES - INFORMAL HEARINGS - CIVIL.....	215	0	0	0	0	344	0	0	344
TRAFFIC BUREAU.....	220	0	0	0	0	4893	0	0	4893
NON-SERVICE.....	230	145	222	100	44	0	479	138	1348
SUBTOTAL (ADD LINES 210 THROUGH 230).....	240	145	272	100	44	5237	479	138	6585
TOTAL DISPOSITIONS (ADD LINES 200 AND 240).....	250	840	1543	719	336	7457	1083	397	14043
PENDING CASES AT THE END OF YEAR.....									
INACTIVE: BENCH WARRANTS (LINES 10 - 90 + 180).....	260	67	131	49	29	0	0	0	276
INACTIVE: NON-SERVICE (LINES 20 - 95 + 230).....	270	358	148	258	35	0	238	17	1054
ACTIVE PENDING (SUBTRACT LINE 250 FROM LINE 120).....	280	42	301	43	57	303	0	11	809
TOTAL CASES PENDING AT END OF YEAR (LINES 260+270+280).....	290	467	580	350	121	303	238	28	2139
CIVIL CASES PENDING OVER 1 YEAR.....	300	0	0	0	0	0	0	0	0

REGION 2

DISTRICT #14

COURT SUMMARY

	* C R I M I N A L *				* C I V I L *				* T * O * T * A * L * S *
	* STATE OFFENSE *		* O R D I N A N C E *		* C I V I L *		* S U M - M A R Y *		
	* T R A F - F I C *	* N O N F I C *	* T R A F - F I C *	* N O N F I C *	* I N F R A C T I O N S *	* C I V I L *	* S M A L L C L A I M S *	* P R O C . *	
PENDING CASES AT THE BEGINNING OF THE YEAR.....									
INACTIVE BENCH WARRANTS.....	10	538	457	363	182	0	4	0	1544
INACTIVE: NON-SERVICE.....	20	1968	872	1638	338	0	488	189	5730
TOTAL (ADD LINES 10 AND 20).....	30	2506	1329	2001	520	0	492	189	7274
ACTIVE PENDING.....	40	446	763	362	274	1857	462	54	4459
NEW CASES FILED THIS YEAR.....	50	2682	4457	3320	1804	23164	2988	1375	43830
SUBTOTAL ACTIVE.....	60	2128	5220	3682	2078	25021	3450	1429	48289
RE-OPENED CASES.....									
REMANDS FROM HIGHER COURTS.....	70	1	18	0	3	0	3	0	25
PROBATION VIOLATIONS.....	80	11	137	16	15	0	0	0	179
MISTRIALS.....	85	1	3	0	1	0	2	0	7
APPEARANCE AFTER BENCH WARRANT ISSUED.....	90	232	397	256	151	0	0	0	1036
SERVICE MADE/ARRAIGNMENT.....	95	910	828	1074	172	0	1577	727	6191
APPEALS FROM MAGISTRATES.....	100	0	0	0	0	27	0	0	27
OTHER.....	105	52	62	62	45	77	32	6	338
SUBTOTAL (ADD LINES 70 THROUGH 100).....	110	1207	1445	1408	387	104	1614	733	7803
TOTAL ACTIVE CASELOAD THIS YEAR (ADD LINES 60 AND 110).....	120	4335	6665	5090	2465	25125	5064	2162	56092
JUDICIAL DISPOSITIONS.....									
GUILTY PLEAS.....	130	1704	1460	1896	911	292	0	0	6263
INFORMAL CIVIL HEARINGS BY JUDGE.....	140	0	0	0	0	169	0	0	169
FORMAL CIVIL HEARINGS BY JUDGE.....	145	0	0	0	0	196	0	0	196
TRIALS WITHOUT JURY.....	150	72	173	54	59	0	94	290	797
TRIALS BY JURY.....	155	32	135	7	26	0	29	0	232
DISMISSALS.....	160	595	1220	1135	487	2431	919	501	9074
PRELIMINARY EXAMS WAIVED.....	170	0	214	0	0	0	0	0	214
PRELIMINARY EXAMS CONDUCTED.....	175	1	495	0	0	0	0	0	496
BENCH WARRANTS.....	180	224	313	156	145	0	0	0	838
NO PROGRESS.....	185	0	0	0	0	0	0	0	287
OTHER JUDICIAL DISPOSITIONS.....	190	83	567	136	77	3725	1643	108	8994
SUBTOTAL (ADD LINES 130 THROUGH 190).....	200	2711	4577	3384	1705	6813	2848	1333	27560
OTHER DISPOSITIONS.....									
MAGISTRATES - GUILTY AND ADMISSIONS.....	210	0	0	0	0	166	0	0	166
MAGISTRATES - INFORMAL HEARINGS - CIVIL.....	215	0	0	0	0	1219	0	0	1219
TRAFFIC BUREAU.....	220	626	340	570	4	15548	0	0	17088
NON-SERVICE.....	230	589	847	580	265	113	1910	810	5896
SUBTOTAL (ADD LINES 210 THROUGH 230).....	240	1215	1187	1150	269	17046	1910	810	24369
TOTAL DISPOSITIONS (ADD LINES 200 AND 240).....	250	3926	5764	4534	1974	23852	4758	2143	51939
PENDING CASES AT THE END OF YEAR.....									
INACTIVE: BENCH WARRANTS (LINES 10 - 90 + 180).....	260	530	373	263	176	0	4	0	1346
INACTIVE: NON-SERVICE (LINES 20 - 95 + 230).....	270	1647	891	1144	431	113	821	272	5435
ACTIVE PENDING (SUBTRACT LINE 250 FROM LINE 120).....	280	409	901	556	491	1266	306	19	4163
TOTAL CASES PENDING AT END OF YEAR(LINES 260+270+280).....	290	2586	2165	1963	1098	1379	1131	291	10944
CIVIL CASES PENDING OVER 1 YEAR.....	300	0	0	0	0	85	21	0	106

REGION 2

DISTRICT #15

CITY OF ANN ARBOR

* C R I M I N A L *					* C I V I L *					* T *
* STATE OFFENSE *					* O R D I N A N C E *					* O *
*****					*****					* T *
L * * * * *					C I V I L * * * * *					* A *
I * * * * *					* I N F R A * * * * *					* S *
N * T R A F - * * T R A F - * * T R A F - * * T R A F - * * * * *					* C T I O N S * C I V I L * S M A L L * M A R Y * * * * *					* L *
E * F I C * F I C * F I C * F I C * * * * *					* * * * *					* S *

PENDING CASES AT THE BEGINNING OF THE YEAR.....										
INACTIVE BENCH WARRANTS.....	10	8	140	189	130	0	6	1	0	474
INACTIVE: NON-SERVICE.....	20	12	421	1166	220	0	472	284	152	2727
TOTAL (ADD LINES 10 AND 20).....	30	20	561	1355	350	0	478	285	152	3201
ACTIVE PENDING.....	40	6	220	44	75	147	374	176	51	1093
NEW CASES FILED THIS YEAR.....	50	118	1505	3507	1376	11685	1834	1186	1655	22866
SUBTOTAL ACTIVE.....	60	124	1725	3551	1451	11832	2208	1362	1706	23959
RE-OPENED CASES.....										
REMANDS FROM HIGHER COURTS.....	70	0	10	0	0	0	0	0	0	10
PROBATION VIOLATIONS.....	80	0	0	0	1	0	0	0	0	1
MISTRIALS.....	85	0	1	0	0	0	0	0	0	1
APPEARANCE AFTER BENCH WARRANT ISSUED.....	90	20	118	136	126	0	0	0	0	400
SERVICE MADE/ARRAIGNMENT.....	95	27	518	682	193	0	882	407	32	2741
APPEALS FROM MAGISTRATES.....	100	0	0	0	0	0	0	0	0	0
OTHER.....	105	0	0	0	0	95	89	20	10	214
SUBTOTAL (ADD LINES 70 THROUGH 100).....	110	47	647	818	320	95	971	427	42	3367
TOTAL ACTIVE CASELOAD THIS YEAR (ADD LINES 60 AND 110).....	120	171	2372	4369	1771	11927	3179	1789	1748	27326
JUDICIAL DISPOSITIONS.....										
GUILTY PLEAS.....	130	43	430	1241	374	1392	0	0	0	3480
INFORMAL CIVIL HEARINGS BY JUDGE.....	140	0	0	0	0	366	0	0	0	366
FORMAL CIVIL HEARINGS BY JUDGE.....	145	0	0	0	0	25	0	0	0	25
TRIALS WITHOUT JURY.....	150	6	10	36	31	0	34	441	9	567
TRIALS BY JURY.....	155	0	32	3	14	0	10	0	7	66
DISMISSALS.....	160	9	197	372	219	390	839	531	761	3318
PRELIMINARY EXAMS WAIVED.....	170	0	129	0	0	0	0	0	0	129
PRELIMINARY EXAMS CONDUCTED.....	175	2	173	0	0	0	0	0	0	175
BENCH WARRANTS.....	180	17	107	111	101	0	17	4	0	357
NO PROGRESS.....	185	0	0	0	0	0	121	60	25	206
OTHER JUDICIAL DISPOSITIONS.....	190	2	384	120	78	2436	902	47	899	4868
SUBTOTAL (ADD LINES 130 THROUGH 190).....	200	79	1462	1883	817	4609	1923	1083	1701	13557
OTHER DISPOSITIONS.....										
MAGISTRATES - GUILTY AND ADMISSIONS.....	210	0	0	0	0	0	0	0	0	0
MAGISTRATES - INFORMAL HEARINGS - CIVIL.....	215	0	0	0	0	0	0	0	0	0
TRAFFIC BUREAU.....	220	29	24	1612	601	6868	0	0	0	9134
NON-SERVICE.....	230	26	476	657	279	0	1200	538	50	3226
SUBTOTAL (ADD LINES 210 THROUGH 230).....	240	55	500	2269	880	6868	1200	538	50	12360
TOTAL DISPOSITIONS (ADD LINES 200 AND 240).....	250	134	1962	4152	1697	11477	3123	1621	1751	25917
PENDING CASES AT THE END OF YEAR.....										
INACTIVE: BENCH WARRANTS (LINES 10 - 90 + 180).....	260	5	129	164	105	0	23	5	0	431
INACTIVE: NON-SERVICE (LINES 20 - 95 + 230).....	270	11	379	1141	306	0	790	415	170	3212
ACTIVE PENDING (SUBTRACT LINE 250 FROM LINE 120).....	280	37	410	217	74	450	56	168	-3	1409
TOTAL CASES PENDING AT END OF YEAR(LINES 260+270+280).....	290	53	918	1522	485	450	869	588	167	5052
CIVIL CASES PENDING OVER 1 YEAR.....	300	0	0	0	0	0	0	0	0	0

REGION 2

DISTRICT #37-1

WARREN

* C R I M I N A L *					* C I V I L *				
* STATE OFFENSE * ORDINANCE *					* T * O * T * A * L *				
*****					*****				
L	* TRAF-*	* TRAF-*	* TRAF-*	* TRAF-*	CIVIL	* INFRA*	* CIVIL	* SMALL*	* SUM-*
N	* FIC	* FIC	* FIC	* FIC	CTIONS*		CLAIMS*	MARY	PROC.
E									

PENDING CASES AT THE BEGINNING OF THE YEAR.....									
10	82	259	687	296	0	0	0	0	324
INACTIVE: NON-SERVICE.....									
20	65	516	1179	605	0	480	288	106	3239
TOTAL (ADD LINES 10 AND 20).....									
30	147	775	1866	901	0	480	288	106	4563
ACTIVE PENDING.....									
40	109	112	1544	470	4425	545	58	54	7317
NEW CASES FILED THIS YEAR.....									
50	572	1333	2076	2538	27686	2731	1166	1054	39156
SUBTOTAL ACTIVE.....									
60	681	1445	3620	3008	32111	3276	1224	1108	46473
RE-OPENED CASES.....									
REMANDS FROM HIGHER COURTS.....									
70	1	24	0	0	0	5	0	0	30
PROBATION VIOLATIONS.....									
80	0	7	1	0	0	0	0	0	8
MISTRIALS.....									
85	0	0	0	0	0	2	0	0	2
APPEARANCE AFTER BENCH WARRANT ISSUED.....									
90	46	174	283	163	0	0	0	0	666
SERVICE MADE/ARRAIGNMENT.....									
95	21	282	348	333	0	1865	393	150	3392
APPEALS FROM MAGISTRATES.....									
100	0	0	0	0	53	0	0	0	53
OTHER.....									
105	11	116	45	104	238	165	120	45	844
SUBTOTAL (ADD LINES 70 THROUGH 100).....									
110	79	603	677	600	291	2037	513	195	4995
TOTAL ACTIVE CASELOAD THIS YEAR (ADD LINES 60 AND 110).....									
120	760	2048	4297	3608	32402	5313	1737	1303	51468
JUDICIAL DISPOSITIONS.....									
GUILTY PLEAS.....									
130	36	27	285	308	294	0	0	0	950
INFORMAL CIVIL HEARINGS BY JUDGE.....									
140	0	0	0	0	3245	0	0	0	3245
FORMAL CIVIL HEARINGS BY JUDGE.....									
145	0	0	0	0	179	0	0	0	179
TRIALS WITHOUT JURY.....									
150	168	414	1113	815	0	148	172	237	3067
TRIALS BY JURY.....									
155	0	2	5	8	0	53	0	0	68
DISMISSALS.....									
160	60	451	486	580	1717	435	0	0	3729
PRELIMINARY EXAMS WAIVED.....									
170	42	362	0	0	0	0	0	0	404
PRELIMINARY EXAMS CONDUCTED.....									
175	1	183	0	0	0	0	0	0	184
BENCH WARRANTS.....									
180	52	156	199	188	0	0	0	0	595
NO PROGRESS.....									
185	0	0	0	0	0	108	0	0	108
OTHER JUDICIAL DISPOSITIONS.....									
190	13	129	185	284	1625	1957	750	842	5785
SUBTOTAL (ADD LINES 130 THROUGH 190).....									
200	372	1724	2273	2183	7060	2701	922	1079	18314
OTHER DISPOSITIONS.....									
210	0	0	0	0	0	0	0	0	0
MAGISTRATES - GUILTY AND ADMISSIONS.....									
215	0	0	0	0	0	0	0	0	0
MAGISTRATES - INFORMAL HEARINGS - CIVIL.....									
220	90	13	344	543	19476	0	0	0	20466
TRAFFIC BUREAU.....									
225	20	300	112	446	0	1946	772	203	3799
NON-SERVICE.....									
230	110	313	456	989	19476	1946	772	203	24265
SUBTOTAL (ADD LINES 210 THROUGH 230).....									
240	482	2037	2729	3172	26536	4647	1694	1282	42579
TOTAL DISPOSITIONS (ADD LINES 200 AND 240).....									
250	482	2037	2729	3172	26536	4647	1694	1282	42579
PENDING CASES AT THE END OF YEAR.....									
INACTIVE: BENCH WARRANTS (LINES 10 - 90 + 180).....									
260	88	241	603	321	0	0	0	0	1253
INACTIVE: NON-SERVICE (LINES 20 - 95 + 230).....									
270	64	534	943	718	0	561	667	159	3646
ACTIVE PENDING (SUBTRACT LINE 250 FROM LINE 120).....									
280	278	11	1568	436	5866	666	43	21	8889
TOTAL CASES PENDING AT END OF YEAR(LINES 260+270+280).....									
290	430	786	3114	1475	5866	1227	710	180	13788
CIVIL CASES PENDING OVER 1 YEAR.....									
300	0	0	0	0	735	67	0	3	805

REGION 2

DISTRICT #37-2

CENTER LINE

* CRIMINAL *					* CIVIL *				* T *	

* STATE OFFENSE * ORDINANCE *					* CIVIL *		* SUM- *		* T *	

L * * NON * * NON * INFRA * * SMALL * MARY * * * * *					* CIVIL * * * * *		* * * * *		* * * * *	
N * TRAF- * TRAF- * TRAF- * TRAF- * CTIONS* CIVIL * CLAIMS* PROC. * * * * *					* * * * *		* * * * *		* * * * *	
E * FIC * FIC * FIC * FIC * * * * *					* * * * *		* * * * *		* * * * *	

PENDING CASES AT THE BEGINNING OF THE YEAR.....										
INACTIVE BENCH WARRANTS.....	10	0	0	102	40	0	0	0	0	142
INACTIVE: NON-SERVICE.....	20	0	0	179	26	0	0	0	0	205
TOTAL (ADD LINES 10 AND 20).....	30	0	0	281	66	0	0	0	0	347
ACTIVE PENDING.....	40	0	0	562	132	473	0	0	0	1167
NEW CASES FILED THIS YEAR.....	50	0	0	401	638	1926	0	0	0	2965
SUBTOTAL ACTIVE.....	60	0	0	963	770	2399	0	0	0	4132
RE-OPENED CASES.....										
REMANDS FROM HIGHER COURTS.....	70	0	0	0	0	0	0	0	0	0
PROBATION VIOLATIONS.....	80	0	0	0	0	0	0	0	0	0
MISTRIALS.....	85	0	0	0	0	0	0	0	0	0
APPEARANCE AFTER BENCH WARRANT ISSUED.....	90	0	0	48	24	0	0	0	0	72
SERVICE MADE/ARRAIGNMENT.....	95	0	0	29	12	0	0	0	0	41
APPEALS FROM MAGISTRATES.....	100	0	0	0	0	0	0	0	0	0
OTHER.....	105	0	0	0	0	0	0	0	0	0
SUBTOTAL (ADD LINES 70 THRU 100).....	110	0	0	77	36	0	0	0	0	113
TOTAL ACTIVE CASELOAD THIS YEAR (ADD LINES 60 AND 110).....	120	0	0	1040	806	2399	0	0	0	4245
JUDICIAL DISPOSITIONS.....										
GUILTY PLEAS.....	130	0	0	34	17	0	0	0	0	51
INFORMAL CIVIL HEARINGS BY JUDGE.....	140	0	0	0	0	174	0	0	0	174
FORMAL CIVIL HEARINGS BY JUDGE.....	145	0	0	0	0	50	0	0	0	50
TRIALS WITHOUT JURY.....	150	0	0	294	165	0	0	0	0	459
TRIALS BY JURY.....	155	0	0	2	3	0	0	0	0	5
DISMISSALS.....	160	0	0	85	98	286	0	0	0	469
PRELIMINARY EXAMS WAIVED.....	170	0	0	0	0	0	0	0	0	0
PRELIMINARY EXAMS CONDUCTED.....	175	0	0	0	0	0	0	0	0	0
BENCH WARRANTS.....	180	0	0	71	39	0	0	0	0	110
NO PROGRESS.....	185	0	0	0	0	0	0	0	0	0
OTHER JUDICIAL DISPOSITIONS.....	190	0	0	85	50	415	0	0	0	550
SUBTOTAL (ADD LINES 130 THROUGH 190).....	200	0	0	571	372	925	0	0	0	1868
OTHER DISPOSITIONS.....										
MAGISTRATES - GUILTY AND ADMISSIONS.....	210	0	0	34	17	0	0	0	0	51
MAGISTRATES - INFORMAL HEARINGS - CIVIL.....	215	0	0	0	0	174	0	0	0	174
TRAFFIC BUREAU.....	220	0	0	0	0	1282	0	0	0	1282
NON-SERVICE.....	230	0	0	2	1	0	0	0	0	3
SUBTOTAL (ADD LINES 210 THROUGH 230).....	240	0	0	36	18	1456	0	0	0	1510
TOTAL DISPOSITIONS (ADD LINES 200 AND 240).....	250	0	0	607	390	2381	0	0	0	3378
PENDING CASES AT THE END OF YEAR.....										
INACTIVE: BENCH WARRANTS (LINES 10 - 90 + 180).....	260	0	0	125	55	0	0	0	0	180
INACTIVE: NON-SERVICE (LINES 20 - 95 + 230).....	270	0	0	152	15	0	0	0	0	167
ACTIVE PENDING (SUBTRACT LINE 250 FROM LINE 120).....	280	0	0	433	416	18	0	0	0	867
TOTAL CASES PENDING AT END OF YEAR(LINES 260+270+280).....	290	0	0	710	486	18	0	0	0	1214
CIVIL CASES PENDING OVER 1 YEAR.....	300	0	0	0	0	0	0	0	0	0

REGION 2

DISTRICT #37

COURT SUMMARY

* C R I M I N A L *					* C I V I L *				* T *
*****					*****				*****
* STATE OFFENSE *	* O R D I N A N C E *				* C I V I L *	* I N F R A *	* S M A L L * M A R Y *	* S U M - * P R O C. *	* S *
L	* N O N *	* N O N *	* N O N *	* N O N *	* C T I O N S *	* C I V I L *	* C L A I M S *	* P R O C. *	* S *
I	* T R A F - * F I C *	* T R A F - * F I C *	* T R A F - * F I C *	* T R A F - * F I C *	* I N F R A *	* C I V I L *	* C L A I M S *	* P R O C. *	* S *
N	* F I C *	* F I C *	* F I C *	* F I C *	* I N F R A *	* C I V I L *	* C L A I M S *	* P R O C. *	* S *
E	* F I C *	* F I C *	* F I C *	* F I C *	* I N F R A *	* C I V I L *	* C L A I M S *	* P R O C. *	* S *

PENDING CASES AT THE BEGINNING OF THE YEAR.....									
INACTIVE BENCH WARRANTS.....	10	82	259	789	336	0	0	0	1466
INACTIVE: NON-SERVICE.....	20	65	516	1358	631	0	480	288	3444
TOTAL (ADD LINES 10 AND 20).....	30	147	775	2147	967	0	480	288	4910
ACTIVE PENDING.....	40	109	112	2106	602	4834	545	58	8484
NEW CASES FILED THIS YEAR.....	50	572	1333	2477	3176	29612	2731	1166	42121
SUBTOTAL ACTIVE.....	60	681	1445	4583	3778	34510	3276	1224	50605
RE-OPENED CASES.....									
REMANDS FROM HIGHER COURTS.....	70	1	24	0	0	0	5	0	30
PROBATION VIOLATIONS.....	80	0	7	1	0	0	0	0	8
MISTRIALS.....	85	0	0	0	0	0	2	0	2
APPEARANCE AFTER BENCH WARRANT ISSUED.....	90	46	174	331	187	0	0	0	738
SERVICE MADE/ARRAIGNMENT.....	95	21	282	377	345	0	1865	393	3433
APPEALS FROM MAGISTRATES.....	100	0	0	0	0	53	0	0	53
OTHER.....	105	11	116	45	104	238	165	120	844
SUBTOTAL (ADD LINES 70 THROUGH 100).....	110	79	603	754	636	291	2037	513	5108
TOTAL ACTIVE CASELOAD THIS YEAR (ADD LINES 60 AND 110).....	120	760	2048	5337	4414	34801	5313	1737	55713
JUDICIAL DISPOSITIONS.....									
GUILTY PLEAS.....	130	36	27	319	325	294	0	0	1001
INFORMAL CIVIL HEARINGS BY JUDGE.....	140	0	0	0	0	3419	0	0	3419
FORMAL CIVIL HEARINGS BY JUDGE.....	145	0	0	0	0	229	0	0	229
TRIALS WITHOUT JURY.....	150	168	414	1407	980	0	148	172	3526
TRIALS BY JURY.....	155	0	2	7	11	0	53	0	73
DISMISSALS.....	160	60	451	571	678	2003	435	0	4198
PRELIMINARY EXAMS WAIVED.....	170	42	362	0	0	0	0	0	404
PRELIMINARY EXAMS CONDUCTED.....	175	1	183	0	0	0	0	0	184
BENCH WARRANTS.....	180	52	156	270	227	0	0	0	705
NO PROGRESS.....	185	0	0	0	0	0	108	0	108
OTHER JUDICIAL DISPOSITIONS.....	190	13	129	270	334	2040	1957	750	6335
SUBTOTAL (ADD LINES 130 THROUGH 190).....	200	372	1724	2844	2555	7985	2701	922	20182
OTHER DISPOSITIONS.....									
MAGISTRATES - GUILTY AND ADMISSIONS.....	210	0	0	34	17	0	0	0	51
MAGISTRATES - INFORMAL HEARINGS - CIVIL.....	215	0	0	0	0	174	0	0	174
TRAFFIC BUREAU.....	220	90	13	344	543	20758	0	0	21748
NON-SERVICE.....	230	20	300	114	447	0	1946	772	3802
SUBTOTAL (ADD LINES 210 THROUGH 230).....	240	110	313	492	1007	20932	1946	772	25775
TOTAL DISPOSITIONS (ADD LINES 200 AND 240).....	250	482	2037	3336	3562	28917	4647	1694	45957
PENDING CASES AT THE END OF YEAR.....									
INACTIVE: BENCH WARRANTS (LINES 10 - 90 + 180).....	260	88	241	728	376	0	0	0	1433
INACTIVE: NON-SERVICE (LINES 20 - 95 + 230).....	270	64	534	1095	733	0	561	667	3813
ACTIVE PENDING (SUBTRACT LINE 250 FROM LINE 120).....	280	278	11	2001	852	5884	666	43	9756
TOTAL CASES PENDING AT END OF YEAR (LINES 260+270+280).....	290	430	786	3824	1961	5884	1227	710	15002
CIVIL CASES PENDING OVER 1 YEAR.....	300	0	0	0	0	735	67	0	805

REGION 2

DISTRICT #39-1

ROSEVILLE

* C R I M I N A L *					* C I V I L *				* T *	

* STATE OFFENSE * ORDINANCE *					* CIVIL *		* SMALL * MARY *		* SUM- * A *	

L	I	N	E							
	* TRAF- * FIC	* TRAF- * FIC	* TRAF- * FIC	* TRAF- * FIC	* CTIONS*	CIVIL	CLAIMS*	PROC.		

PENDING CASES AT THE BEGINNING OF THE YEAR.....										
INACTIVE BENCH WARRANTS.....	10	81	204	323	111	0	0	0	0	719
INACTIVE: NON-SERVICE.....	20	59	451	2262	256	0	156	10	7	3201
TOTAL (ADD LINES 10 AND 20).....	30	140	655	2585	367	0	156	10	7	3920
ACTIVE PENDING.....	40	267	52	2043	2266	111	450	50	41	5280
NEW CASES FILED THIS YEAR.....	50	247	681	1881	3203	10391	1021	393	367	18184
SUBTOTAL ACTIVE.....	60	514	733	3924	5469	10502	1471	443	408	23464
RE-OPENED CASES.....										
REMANDS FROM HIGHER COURTS.....	70	0	17	0	0	0	0	0	0	17
PROBATION VIOLATIONS.....	80	0	14	0	0	0	0	0	0	14
MISTRIALS.....	85	0	0	0	0	0	0	0	0	0
APPEARANCE AFTER BENCH WARRANT ISSUED.....	90	25	60	26	18	0	3	0	0	132
SERVICE MADE/ARRAIGNMENT.....	95	33	205	0	0	0	561	95	43	937
APPEALS FROM MAGISTRATES.....	100	0	0	0	0	46	0	0	0	46
OTHER.....	105	0	0	0	0	1213	39	6	0	1258
SUBTOTAL (ADD LINES 70 THROUGH 100).....	110	58	296	26	18	1259	603	101	43	2404
TOTAL ACTIVE CASELOAD THIS YEAR (ADD LINES 60 AND 110).....	120	572	1029	3950	5487	11761	2074	544	451	25868
JUDICIAL DISPOSITIONS.....										
GUILTY PLEAS.....	130	27	334	557	779	182	0	0	0	1879
INFORMAL CIVIL HEARINGS BY JUDGE.....	140	0	0	0	0	52	0	0	0	52
FORMAL CIVIL HEARINGS BY JUDGE.....	145	0	0	0	0	46	0	0	0	46
TRIALS WITHOUT JURY.....	150	5	1	844	905	0	38	85	38	1916
TRIALS BY JURY.....	155	2	0	38	20	0	7	0	1	68
DISMISSALS.....	160	120	136	668	1137	922	169	47	21	3220
PRELIMINARY EXAMS WAIVED.....	170	0	96	0	0	0	0	0	0	96
PRELIMINARY EXAMS CONDUCTED.....	175	0	44	0	0	0	0	0	0	44
BENCH WARRANTS.....	180	0	48	37	34	0	4	0	0	123
NO PROGRESS.....	185	0	0	0	0	0	66	6	4	76
OTHER JUDICIAL DISPOSITIONS.....	190	0	0	17	14	296	753	219	314	1613
SUBTOTAL (ADD LINES 130 THROUGH 190).....	200	154	659	2161	2889	1498	1037	357	378	9133
OTHER DISPOSITIONS.....										
MAGISTRATES - GUILTY AND ADMISSIONS.....	210	0	0	0	0	209	0	0	0	209
MAGISTRATES - INFORMAL HEARINGS - CIVIL.....	215	0	0	0	0	513	0	0	0	513
TRAFFIC BUREAU.....	220	88	0	1426	2537	8054	0	0	0	12105
NON-SERVICE.....	230	0	338	0	0	0	575	100	41	1054
SUBTOTAL (ADD LINES 210 THROUGH 230).....	240	88	338	1426	2537	8776	575	100	41	13881
TOTAL DISPOSITIONS (ADD LINES 200 AND 240).....	250	242	997	3587	5426	10274	1612	457	419	23014
PENDING CASES AT THE END OF YEAR.....										
INACTIVE: BENCH WARRANTS (LINES 10 - 90 + 180).....	260	56	192	334	127	0	1	0	0	710
INACTIVE: NON-SERVICE (LINES 20 - 95 + 230).....	270	26	584	2262	256	0	170	15	5	3318
ACTIVE PENDING (SUBTRACT LINE 250 FROM LINE 120).....	280	330	32	363	61	1487	462	87	32	2854
TOTAL CASES PENDING AT END OF YEAR(LINES 260+270+280).....	290	412	808	2959	444	1487	633	102	37	6882
CIVIL CASES PENDING OVER 1 YEAR.....	300	0	0	0	0	0	89	10	3	102

REGION 2

DISTRICT #39-2

FRASER

L I N E	C R I M I N A L				C I V I L				T O T A L S
	* STATE OFFENSE *		* ORDINANCE *		* CIVIL *		* SUM- MARY *		
	* TRAF- FIC *	* TRAF- FIC *	* TRAF- FIC *	* NON- TRAF- FIC *	* INFRA- CTIONS *	* CIVIL *	* SMALL CLAIMS *	* MARY PROC. *	
	*	*	*	*	*	*	*	*	
***** PENDING CASES AT THE BEGINNING OF THE YEAR *****									
PENDING CASES AT THE BEGINNING OF THE YEAR.....									
INACTIVE BENCH WARRANTS.....	10	0	0	86	11	0	0	0	97
INACTIVE: NON-SERVICE.....	20	0	0	446	22	0	0	0	468
TOTAL (ADD LINES 10 AND 20).....	30	0	0	532	33	0	0	0	565
ACTIVE PENDING.....	40	0	0	255	78	309	0	0	642
NEW CASES FILED THIS YEAR.....	50	0	0	1954	434	4519	0	0	6907
SUBTOTAL ACTIVE.....	60	0	0	2209	512	4828	0	0	7549
RE-OPENED CASES.....	70	0	0	0	0	0	0	0	0
REMANDS FROM HIGHER COURTS.....	80	0	0	31	3	0	0	0	34
PROBATION VIOLATIONS.....	85	0	0	0	0	0	0	0	0
MISTRIALS.....	90	0	0	39	8	0	0	0	47
APPEARANCE AFTER BENCH WARRANT ISSUED.....	95	0	0	124	4	0	0	0	128
SERVICE MADE/ARRAIGNMENT.....	100	0	0	0	0	3	0	0	3
APPEALS FROM MAGISTRATES.....	105	0	0	7	0	520	0	0	527
OTHER.....	110	0	0	201	15	523	0	0	739
SUBTOTAL (ADD LINES 70 THROUGH 100).....	120	0	0	2410	527	5351	0	0	8288
TOTAL ACTIVE CASELOAD THIS YEAR (ADD LINES 60 AND 110).....	130	0	0	510	121	57	0	0	688
JUDICIAL DISPOSITIONS.....	140	0	0	0	0	282	0	0	282
GUILTY PLEAS.....	145	0	0	0	0	37	0	0	37
INFORMAL CIVIL HEARINGS BY JUDGE.....	150	0	0	67	51	0	0	0	118
FORMAL CIVIL HEARINGS BY JUDGE.....	155	0	0	2	0	0	0	0	2
TRIALS WITHOUT JURY.....	160	0	0	79	120	63	0	0	262
TRIALS BY JURY.....	165	0	0	0	0	0	0	0	0
DISMISSALS.....	170	0	0	0	0	0	0	0	0
PRELIMINARY EXAMS WAIVED.....	175	0	0	0	0	0	0	0	0
PRELIMINARY EXAMS CONDUCTED.....	180	0	0	39	7	0	0	0	46
BENCH WARRANTS.....	185	0	0	0	0	0	0	0	0
NO PROGRESS.....	190	0	0	646	72	1365	0	0	2083
OTHER JUDICIAL DISPOSITIONS.....	200	0	0	1343	371	1804	0	0	3518
SUBTOTAL (ADD LINES 130 THROUGH 190).....	210	0	0	0	0	0	0	0	0
OTHER DISPOSITIONS.....	215	0	0	0	0	0	0	0	0
MAGISTRATES - GUILTY AND ADMISSIONS.....	220	0	0	447	6	2851	0	0	3304
MAGISTRATES - INFORMAL HEARINGS - CIVIL.....	230	0	0	90	20	0	0	0	110
TRAFFIC BUREAU.....	240	0	0	537	26	2851	0	0	3414
NON-SERVICE.....	250	0	0	1830	397	4655	0	0	6932
SUBTOTAL (ADD LINES 210 THROUGH 230).....	260	0	0	86	10	0	0	0	96
TOTAL DISPOSITIONS (ADD LINES 200 AND 240).....	270	0	0	412	38	0	0	0	450
PENDING CASES AT THE END OF YEAR.....	280	0	0	530	130	696	0	0	1356
INACTIVE: BENCH WARRANTS (LINES 10 - 90 + 180).....	290	0	0	1028	178	696	0	0	1902
INACTIVE: NON-SERVICE (LINES 20 - 95 + 230).....									
ACTIVE PENDING (SUBTRACT LINE 250 FROM LINE 120).....									
TOTAL CASES PENDING AT END OF YEAR(LINES 260+270+280).....									
CIVIL CASES PENDING OVER 1 YEAR.....	300	0	0	0	0	0	0	0	0

REGION 2

DISTRICT #39

COURT SUMMARY

L I N E	C R I M I N A L				C I V I L				T O T A L S
	STATE OFFENSE		ORDINANCE		CIVIL		SUM-		
	TRAF-	TRAF-	TRAF-	TRAF-	INFRA	SMALL	MARY	PROC.	
	FIC	FIC	FIC	FIC	CTIONS	CLAIMS			
PENDING CASES AT THE BEGINNING OF THE YEAR.....									
INACTIVE BENCH WARRANTS.....	10	81	204	409	122	0	0	0	816
INACTIVE: NON-SERVICE.....	20	59	451	2708	278	0	156	10	3669
TOTAL (ADD LINES 10 AND 20).....	30	140	655	3117	400	0	156	10	4485
ACTIVE PENDING.....	40	267	52	2298	2344	420	450	50	5922
NEW CASES FILED THIS YEAR.....	50	247	681	3835	3637	14910	1021	393	25091
SUBTOTAL ACTIVE.....	60	514	733	6133	5981	15330	1471	443	31013
RE-OPENED CASES.....									
REMANDS FROM HIGHER COURTS.....	70	0	17	0	0	0	0	0	17
PROBATION VIOLATIONS.....	80	0	14	31	3	0	0	0	48
MISTRIALS.....	85	0	0	0	0	0	0	0	0
APPEARANCE AFTER BENCH WARRANT ISSUED.....	90	25	60	65	26	0	3	0	179
SERVICE MADE/ARRAIGNMENT.....	95	33	205	124	4	0	361	95	1065
APPEALS FROM MAGISTRATES.....	100	0	0	0	0	49	0	0	49
OTHER.....	105	0	0	7	0	1733	39	6	1785
SUBTOTAL (ADD LINES 70 THROUGH 100).....	110	58	296	227	33	1782	603	101	3143
TOTAL ACTIVE CASELOAD THIS YEAR (ADD LINES 60 AND 110).....	120	572	1029	6360	6014	17112	2074	544	34156
JUDICIAL DISPOSITIONS.....									
GUILTY PLEAS.....	130	27	334	1067	900	239	0	0	2567
INFORMAL CIVIL HEARINGS BY JUDGE.....	140	0	0	0	0	334	0	0	334
FORMAL CIVIL HEARINGS BY JUDGE.....	145	0	0	0	0	83	0	0	83
TRIALS WITHOUT JURY.....	150	5	1	311	956	0	38	85	2034
TRIALS BY JURY.....	155	2	0	40	20	0	7	0	70
DISMISSALS.....	160	120	136	727	1257	985	169	47	3482
PRELIMINARY EXAMS WAIVED.....	170	0	96	0	0	0	0	0	96
PRELIMINARY EXAMS CONDUCTED.....	175	0	44	0	0	0	0	0	44
BENCH WARRANTS.....	180	0	48	76	41	0	4	0	169
NO PROGRESS.....	185	0	0	0	0	0	66	6	76
OTHER JUDICIAL DISPOSITIONS.....	190	0	0	663	86	1661	753	219	314
SUBTOTAL (ADD LINES 130 THROUGH 190).....	200	154	659	3504	3260	3302	1037	357	12651
OTHER DISPOSITIONS.....									
MAGISTRATES - GUILTY AND ADMISSIONS.....	210	0	0	0	0	209	0	0	209
MAGISTRATES - INFORMAL HEARINGS - CIVIL.....	215	0	0	0	0	513	0	0	513
TRAFFIC BUREAU.....	220	88	0	1873	2543	10905	0	0	15409
NON-SERVICE.....	230	0	338	90	20	0	575	100	1164
SUBTOTAL (ADD LINES 210 THROUGH 230).....	240	88	338	1963	2563	11627	575	100	17295
TOTAL DISPOSITIONS (ADD LINES 200 AND 240).....	250	242	997	5467	5823	14929	1612	457	29946
PENDING CASES AT THE END OF YEAR.....									
INACTIVE: BENCH WARRANTS (LINES 10 - 90 + 180).....	260	56	192	420	137	0	1	0	806
INACTIVE: NON-SERVICE (LINES 20 - 95 + 230).....	270	26	584	2674	294	0	170	15	3768
ACTIVE PENDING (SUBTRACT LINE 250 FROM LINE 120).....	280	330	32	893	191	2183	462	87	4210
TOTAL CASES PENDING AT END OF YEAR (LINES 260+270+280).....	290	412	808	3987	622	2183	633	102	8784
CIVIL CASES PENDING OVER 1 YEAR.....	300	0	0	0	0	0	89	10	3

REGION 2

DISTRICT #40

ST. CLAIR SHORES

	* C R I M I N A L *				* C I V I L *				* T * O * T * A * L * S *
	* STATE OFFENSE *		* ORDINANCE *		* CIVIL *		* SUM- * MARY *		
	* TRAF- * FIC *	* TRAF- * FIC *	* TRAF- * FIC *	* TRAF- * FIC *	* CIVIL * CTIONS *	* CIVIL * CLAIMS *	* MARY * PROC. *		

PENDING CASES AT THE BEGINNING OF THE YEAR.....									
INACTIVE BENCH WARRANTS.....	10	198	48	634	228	0	0	0	1108
INACTIVE: NON-SERVICE.....	20	305	99	481	72	0	119	45	1127
TOTAL (ADD LINES 10 AND 20).....	30	503	147	1115	300	0	119	45	2235
ACTIVE PENDING.....	40	38	33	1977	1127	2215	175	19	5594
NEW CASES FILED THIS YEAR.....	50	1224	270	3255	928	10797	767	330	17698
SUBTOTAL ACTIVE.....	60	1262	303	5232	2055	13012	942	349	23292
RE-OPENED CASES.....									
REMANDS FROM HIGHER COURTS.....	70	0	2	0	0	0	55	0	57
PROBATION VIOLATIONS.....	80	0	31	12	6	0	0	0	49
MISTRIALS.....	85	0	0	0	0	0	0	0	0
APPEARANCE AFTER BENCH WARRANT ISSUED.....	90	82	22	368	84	0	0	0	556
SERVICE MADE/ARRAIGNMENT.....	95	53	48	140	67	0	104	69	484
APPEALS FROM MAGISTRATES.....	100	0	0	0	0	0	0	0	0
OTHER.....	105	39	48	0	0	0	13	2	102
SUBTOTAL (ADD LINES 70 THROUGH 100).....	110	174	151	520	157	0	172	71	1248
TOTAL ACTIVE CASELOAD THIS YEAR (ADD LINES 60 AND 110).....	120	1436	454	5752	2212	13012	1114	420	24540
JUDICIAL DISPOSITIONS.....									
GUILTY PLEAS.....	130	412	19	1229	533	159	0	0	2352
INFORMAL CIVIL HEARINGS BY JUDGE.....	140	0	0	0	0	633	0	0	633
FORMAL CIVIL HEARINGS BY JUDGE.....	145	0	0	0	0	14	0	0	14
TRIALS WITHOUT JURY.....	150	256	35	114	81	0	70	157	771
TRIALS BY JURY.....	155	1	5	19	5	0	4	1	35
DISMISSALS.....	160	205	54	227	275	151	31	37	991
PRELIMINARY EXAMS WAIVED.....	170	0	42	0	0	0	0	0	42
PRELIMINARY EXAMS CONDUCTED.....	175	0	164	0	0	0	0	0	164
BENCH WARRANTS.....	180	140	18	503	232	0	0	0	893
NO PROGRESS.....	185	0	0	0	0	0	84	6	92
OTHER JUDICIAL DISPOSITIONS.....	190	17	38	1217	149	4392	612	131	6611
SUBTOTAL (ADD LINES 130 THROUGH 190).....	200	1031	375	3309	1275	5349	801	332	12598
OTHER DISPOSITIONS.....									
MAGISTRATES - GUILTY AND ADMISSIONS.....	210	0	0	0	0	0	0	0	0
MAGISTRATES - INFORMAL HEARINGS - CIVIL.....	215	0	0	0	0	0	0	0	0
TRAFFIC BUREAU.....	220	0	0	0	0	5412	0	0	5412
NON-SERVICE.....	230	0	71	0	0	0	160	62	301
SUBTOTAL (ADD LINES 210 THROUGH 230).....	240	0	71	0	0	5412	160	62	5713
TOTAL DISPOSITIONS (ADD LINES 200 AND 240).....	250	1031	446	3309	1275	10761	961	394	18311
PENDING CASES AT THE END OF YEAR.....									
INACTIVE: BENCH WARRANTS (LINES 10 - 90 + 180).....	260	256	44	769	376	0	0	0	1445
INACTIVE: NON-SERVICE (LINES 20 - 95 + 230).....	270	252	122	341	5	0	175	38	944
ACTIVE PENDING (SUBTRACT LINE 250 FROM LINE 120).....	280	405	8	2443	937	2251	153	26	6229
TOTAL CASES PENDING AT END OF YEAR (LINES 260+270+280).....	290	913	174	3553	1318	2251	328	64	8618
CIVIL CASES PENDING OVER 1 YEAR.....	300	0	0	0	0	0	0	0	0

REGION 2

DISTRICT #41A-1

STERLING HEIGHTS

* C R I M I N A L *					* C I V I L *				* T *	
*****					*****				U	
* STATE OFFENSE *		* ORDINANCE *			* CIVIL *	* SMALL * CLAIMS *	* MARY * PROC. *	* SUM- * *	* T *	

L	* TRAF- * TRAF- * TRAF- * TRAF- *		* NON * TRAF- * TRAF- * TRAF- *		* CIVIL * INFRA * CTIONS *	* CIVIL *	* SMALL * CLAIMS *	* MARY * PROC. *	* SUM- * *	* T *
N	* FIC *	* FIC *	* FIC *	* FIC *	* CIVIL *	* CIVIL *	* CLAIMS *	* MARY * PROC. *	* SUM- * *	* T *
E	* FIC *	* FIC *	* FIC *	* FIC *	* CIVIL *	* CIVIL *	* CLAIMS *	* MARY * PROC. *	* SUM- * *	* T *

PENDING CASES AT THE BEGINNING OF THE YEAR.....										
INACTIVE BENCH WARRANTS.....	10	5	18	218	86	0	0	0	0	327
INACTIVE: NON-SERVICE.....	20	9	26	1038	681	0	285	92	11	2142
TOTAL (ADD LINES 10 AND 20).....	30	14	44	1256	767	0	285	92	11	2469
ACTIVE PENDING.....	40	29	122	1394	49	1552	507	0	50	3703
NEW CASES FILED THIS YEAR.....	50	124	554	2737	1019	14356	1058	439	695	20982
SUBTOTAL ACTIVE.....	60	153	676	4131	1068	15908	1565	439	745	24685
RE-OPENED CASES.....										
REMANDS FROM HIGHER COURTS.....	70	0	0	0	0	0	0	0	0	0
PROBATION VIOLATIONS.....	80	1	6	4	2	0	0	0	0	13
MISTRIALS.....	85	0	0	0	0	0	0	0	0	0
APPEARANCE AFTER BENCH WARRANT ISSUED.....	90	4	35	137	30	0	0	0	0	206
SERVICE MADE/ARRAIGNMENT.....	95	26	284	524	146	0	477	255	152	1864
APPEALS FROM MAGISTRATES.....	100	0	0	0	0	0	0	0	0	0
OTHER.....	105	3	0	2	0	365	16	3	0	389
SUBTOTAL (ADD LINES 70 THROUGH 100).....	110	34	325	667	178	365	493	258	152	2472
TOTAL ACTIVE CASELOAD THIS YEAR (ADD LINES 60 AND 110).....	120	187	1001	4798	1246	16273	2058	697	897	27157
JUDICIAL DISPOSITIONS.....										
GUILTY PLEAS.....	130	45	139	1502	284	63	0	0	0	2033
INFORMAL CIVIL HEARINGS BY JUDGE.....	140	0	0	0	0	1297	0	0	0	1297
FORMAL CIVIL HEARINGS BY JUDGE.....	145	0	0	0	0	123	0	0	0	123
TRIALS WITHOUT JURY.....	150	1	2	10	14	1	119	202	373	722
TRIALS BY JURY.....	155	2	0	16	7	0	28	11	31	95
DISMISSALS.....	160	7	106	263	137	1308	96	1	0	1918
PRELIMINARY EXAMS WAIVED.....	170	3	137	0	0	0	0	0	0	140
PRELIMINARY EXAMS CONDUCTED.....	175	2	95	0	0	0	0	0	0	97
BENCH WARRANTS.....	180	15	50	255	70	0	0	0	0	390
NO PROGRESS.....	185	0	0	0	0	0	0	0	0	36
OTHER JUDICIAL DISPOSITIONS.....	190	15	135	412	167	3576	562	90	321	5278
SUBTOTAL (ADD LINES 130 THROUGH 190).....	200	90	664	2458	679	6368	841	304	725	12129
OTHER DISPOSITIONS.....										
MAGISTRATES - GUILTY AND ADMISSIONS.....	210	0	0	0	0	0	0	0	0	0
MAGISTRATES - INFORMAL HEARINGS - CIVIL.....	215	0	0	0	0	639	0	0	0	639
TRAFFIC BUREAU.....	220	25	16	676	309	8190	0	0	0	9216
NON-SERVICE.....	230	39	299	522	384	0	551	377	170	2342
SUBTOTAL (ADD LINES 210 THROUGH 230).....	240	64	315	1198	693	8829	551	377	170	12197
TOTAL DISPOSITIONS (ADD LINES 200 AND 240).....	250	154	979	3656	1372	15197	1392	681	895	24326
PENDING CASES AT THE END OF YEAR.....										
INACTIVE: BENCH WARRANTS (LINES 10 - 90 + 180).....	260	16	33	336	126	0	0	0	0	511
INACTIVE: NON-SERVICE (LINES 20 - 95 + 230).....	270	22	41	1036	919	0	359	214	29	2620
ACTIVE PENDING (SUBTRACT LINE 250 FROM LINE 120).....	280	33	22	1142	-126	1076	666	16	2	2831
TOTAL CASES PENDING AT END OF YEAR(LINES 260+270+280).....	290	71	96	2514	919	1076	1025	230	31	5962
CIVIL CASES PENDING OVER 1 YEAR.....	300	0	0	0	0	0	0	0	0	0

REGION 2

DISTRICT #41A-2

SHELBY TOWNSHIP

	* CRIMINAL *				* CIVIL *				* T *
	*****				*****				*****
	* STATE OFFENSE *	* ORDINANCE *	* CIVIL *	* SUM- *	* T *	* T *	* A *	* L *	* S *
L	I	N	E	* NOW *	* NON *	* INFRA *	* SMALL *	* MARY *	* S *
	* TRAF- *	* TRAF- *	* TRAF- *	* TRAF- *	* CTIONS *	* CIVIL *	* CLAIMS *	* PROC. *	
	* FIC *	* FIC *	* FIC *	* FIC *					
PENDING CASES AT THE BEGINNING OF THE YEAR.....									
INACTIVE BENCH WARRANTS.....	10	88	65	197	29	0	0	0	379
INACTIVE: NON-SERVICE.....	20	215	273	300	95	0	0	0	994
TOTAL (ADD LINES 10 AND 20).....	30	303	338	497	124	0	63	24	1373
ACTIVE PENDING.....	40	7	126	62	106	832	127	20	1307
NEW CASES FILED THIS YEAR.....	50	1071	867	1265	626	6594	564	405	12236
SUBTOTAL ACTIVE.....	60	1078	993	1327	732	7426	691	425	13543
RE-OPENED CASES.....									
REMANDS FROM HIGHER COURTS.....	70	0	7	0	0	0	0	0	7
PROBATION VIOLATIONS.....	80	2	8	0	0	0	0	0	10
MISTRIALS.....	85	0	0	0	0	0	0	0	0
APPEARANCE AFTER BENCH WARRANT ISSUED.....	90	130	60	80	22	0	0	0	292
SERVICE MADE/ARRAIGNMENT.....	95	165	102	89	82	0	358	218	1115
APPEALS FROM MAGISTRATES.....	100	0	0	0	0	0	0	0	0
OTHER.....	105	0	0	0	0	0	0	0	0
SUBTOTAL (ADD LINES 70 THROUGH 100).....	110	297	177	169	84	0	25	0	26
TOTAL ACTIVE CASELOAD THIS YEAR (ADD LINES 60 AND 110).....	120	1375	1170	1496	816	7426	1074	643	1450
JUDICIAL DISPOSITIONS.....									
GUILTY PLEAS.....	130	360	304	495	295	0	0	0	1454
INFORMAL CIVIL HEARINGS BY JUDGE.....	140	0	0	0	0	747	0	0	747
FORMAL CIVIL HEARINGS BY JUDGE.....	145	0	0	0	0	122	0	0	122
TRIALS WITHOUT JURY.....	150	81	67	115	85	0	81	171	890
TRIALS BY JURY.....	155	3	0	12	5	0	7	0	28
DISMISSALS.....	160	109	334	144	210	133	92	50	1100
PRELIMINARY EXAMS WAIVED.....	170	4	40	0	0	0	0	0	44
PRELIMINARY EXAMS CONDUCTED.....	175	1	75	0	0	0	0	0	76
BENCH WARRANTS.....	180	53	55	92	28	0	0	0	228
NO PROGRESS.....	185	0	0	0	0	0	0	0	1
OTHER JUDICIAL DISPOSITIONS.....	190	0	0	0	0	0	0	0	1
SUBTOTAL (ADD LINES 130 THROUGH 190).....	200	611	875	858	623	1002	682	421	5965
OTHER DISPOSITIONS.....									
MAGISTRATES - GUILTY AND ADMISSIONS.....	210	0	0	0	0	0	0	0	0
MAGISTRATES - INFORMAL HEARINGS - CIVIL.....	215	0	0	0	0	0	0	0	0
TRAFFIC BUREAU.....	220	460	154	509	168	5635	0	0	6926
NON-SERVICE.....	230	73	26	82	7	0	352	242	891
SUBTOTAL (ADD LINES 210 THROUGH 230).....	240	533	180	591	175	5635	352	242	7817
TOTAL DISPOSITIONS (ADD LINES 200 AND 240).....	250	1144	1055	1449	798	6637	1034	663	13782
PENDING CASES AT THE END OF YEAR.....									
INACTIVE: BENCH WARRANTS (LINES 10 - 90 + 180).....	260	11	60	209	35	0	0	0	315
INACTIVE: NON-SERVICE (LINES 20 - 95 + 230).....	270	123	197	293	40	0	57	48	770
ACTIVE PENDING (SUBTRACT LINE 250 FROM LINE 120).....	280	231	115	47	18	789	40	-20	1211
TOTAL CASES PENDING AT END OF YEAR (LINES 260+270+280).....	290	365	372	549	93	789	97	28	2296
CIVIL CASES PENDING OVER 1 YEAR.....	300	0	0	0	0	0	6	1	7

REGION 2

DISTRICT #41A

COURT SUMMARY

	CRIMINAL				CIVIL				T O T A L
	STATE OFFENSE	ORDINANCE	CIVIL	INFRA	SMALL CLAIMS	MARY	SUMMARY PROC.		
	NON FIC	NON FIC	NON FIC	NON FIC	CIVIL	CIVIL	CLAIMS	PROC.	
PENDING CASES AT THE BEGINNING OF THE YEAR.....									706
INACTIVE BENCH WARRANTS.....	10	93	83	415	115	0	0	0	3136
INACTIVE: NON-SERVICE.....	20	224	299	1338	776	0	348	116	3842
TOTAL (ADD LINES 10 AND 20).....	30	317	382	1753	891	0	348	116	5010
ACTIVE PENDING.....	40	36	248	1456	155	2384	634	20	33218
NEW CASES FILED THIS YEAR.....	50	1195	1421	4002	1645	20950	1622	844	1616
SUBTOTAL ACTIVE.....	60	1231	1669	5458	1800	23334	2256	864	38228
RE-OPENED CASES.....									7
REMANDS FROM HIGHER COURTS.....	70	0	7	0	0	0	0	0	23
PROBATION VIOLATIONS.....	80	3	14	4	2	0	0	0	0
MISTRIALS.....	85	0	0	0	0	0	0	0	498
APPEARANCE AFTER BENCH WARRANT ISSUED.....	90	134	95	217	52	0	0	0	2979
SERVICE MADE/ARRAIGNMENT.....	95	191	386	613	208	0	835	473	0
APPEALS FROM MAGISTRATES.....	100	0	0	0	0	0	0	0	415
OTHER.....	105	3	0	2	0	365	41	3	274
SUBTOTAL (ADD LINES 70 THROUGH 100).....	110	331	502	836	262	365	876	476	3922
TOTAL ACTIVE CASELOAD THIS YEAR (ADD LINES 60 AND 110).....	120	1562	2171	6294	2062	23699	3132	1340	42150
JUDICIAL DISPOSITIONS.....									3487
GUILTY PLEAS.....	130	405	443	1997	579	63	0	0	2044
INFORMAL CIVIL HEARINGS BY JUDGE.....	140	0	0	0	0	2044	0	0	245
FORMAL CIVIL HEARINGS BY JUDGE.....	145	0	0	0	0	245	0	0	1612
TRIALS WITHOUT JURY.....	150	82	69	125	99	1	200	373	123
TRIALS BY JURY.....	155	5	0	26	12	0	35	11	3018
DISMISSALS.....	160	116	440	407	347	1441	188	51	184
PRELIMINARY EXAMS WAIVED.....	170	7	177	0	0	0	0	0	173
PRELIMINARY EXAMS CONDUCTED.....	175	3	170	0	0	0	0	0	618
BENCH WARRANTS.....	180	68	105	347	98	0	0	0	37
NO PROGRESS.....	185	0	0	0	0	0	36	0	6553
OTHER JUDICIAL DISPOSITIONS.....	190	15	135	412	167	3576	1064	290	1618
SUBTOTAL (ADD LINES 130 THROUGH 190).....	200	701	1539	3316	1302	7370	1523	725	18094
OTHER DISPOSITIONS.....									0
MAGISTRATES - GUILTY AND ADMISSIONS.....	210	0	0	0	0	0	0	0	639
MAGISTRATES - INFORMAL HEARINGS - CIVIL.....	215	0	0	0	0	639	0	0	16142
TRAFFIC BUREAU.....	220	485	170	1185	477	13825	0	0	3233
NON-SERVICE.....	230	112	325	604	391	0	903	619	20014
SUBTOTAL (ADD LINES 210 THROUGH 230).....	240	597	495	1789	868	14464	903	619	38108
TOTAL DISPOSITIONS (ADD LINES 200 AND 240).....	250	1298	2034	5103	2170	21834	2426	1344	826
PENDING CASES AT THE END OF YEAR.....									3390
INACTIVE: BENCH WARRANTS (LINES 10 - 90 + 180).....	260	27	93	545	161	0	0	0	4042
INACTIVE: NON-SERVICE (LINES 20 - 95 + 230).....	270	145	238	1329	959	0	416	262	8258
ACTIVE PENDING (SUBTRACT LINE 250 FROM LINE 120).....	280	264	137	1189	-108	1865	706	-4	
TOTAL CASES PENDING AT END OF YEAR (LINES 260+270+280).....	290	436	468	3063	1012	1865	1122	258	
CIVIL CASES PENDING OVER 1 YEAR.....	300	0	0	0	0	0	6	1	7

REGION 2

DISTRICT #41B-1

MOUNT CLEMENS

* CRIMINAL *					* CIVIL *				
*****					*****				
* STATE OFFENSE *		* ORDINANCE *			* CIVIL *		* SUM- * MARY * PROC. *		
*****					*****				
L	* NON	* TRAF-	* TRAF-	* TRAF-	* NON	* CIVIL	* SMALL	* MARY	* SUM-
N	* TRAF-	* TRAF-	* TRAF-	* TRAF-	* TRAF-	* CIVIL	* CLAIMS	* PROC.	* MARY
E	* FIC	* FIC	* FIC	* FIC	* FIC				

PENDING CASES AT THE BEGINNING OF THE YEAR.....									
INACTIVE BENCH WARRANTS.....	10	220	160	200	184	0	0	0	764
INACTIVE: NON-SERVICE.....	20	824	400	1258	358	0	560	44	3485
TOTAL (ADD LINES 10 AND 20).....	30	1044	560	1458	542	0	560	44	4249
ACTIVE PENDING.....	40	1250	726	793	196	1058	7	1	4035
NEW CASES FILED THIS YEAR.....	50	817	784	2309	894	11324	905	575	18517
SUBTOTAL ACTIVE.....	60	2067	1510	3102	1090	12382	912	576	22552
RE-OPENED CASES.....									
REMANDS FROM HIGHER COURTS.....	70	0	21	0	0	0	37	0	58
PROBATION VIOLATIONS.....	80	0	0	0	0	0	0	0	0
MISTRIALS.....	85	0	0	0	0	0	0	0	0
APPEARANCE AFTER BENCH WARRANT ISSUED.....	90	89	88	84	78	0	0	0	339
SERVICE MADE/ARRAIGNMENT.....	95	300	272	277	268	0	546	212	2006
APPEALS FROM MAGISTRATES.....	100	0	0	0	0	0	0	0	0
OTHER.....	105	0	0	0	0	0	0	0	0
SUBTOTAL (ADD LINES 70 THROUGH 100).....	110	389	381	361	346	0	39	2	41
TOTAL ACTIVE CASELOAD THIS YEAR (ADD LINES 60 AND 110).....	120	2456	1891	3463	1436	12382	1534	790	2444
JUDICIAL DISPOSITIONS.....									
GUILTY PLEAS.....	130	596	207	431	260	82	0	0	1576
INFORMAL CIVIL HEARINGS BY JUDGE.....	140	0	0	0	0	117	0	0	217
FORMAL CIVIL HEARINGS BY JUDGE.....	145	0	0	0	0	56	0	0	56
TRIALS WITHOUT JURY.....	150	85	66	399	187	0	23	135	1078
TRIALS BY JURY.....	155	4	3	4	2	0	4	0	17
DISMISSALS.....	160	223	227	265	397	636	143	164	2303
PRELIMINARY EXAMS WAIVED.....	170	0	81	0	0	0	0	0	81
PRELIMINARY EXAMS CONDUCTED.....	175	0	34	0	0	0	0	0	34
BENCH WARRANTS.....	180	83	55	134	92	0	0	0	364
NO PROGRESS.....	185	0	0	0	0	0	0	0	0
OTHER JUDICIAL DISPOSITIONS.....	190	2	4	0	3	36	110	21	144
SUBTOTAL (ADD LINES 130 THROUGH 190).....	200	993	677	1233	941	1027	842	537	1300
OTHER DISPOSITIONS.....									
MAGISTRATES - GUILTY AND ADMISSIONS.....	210	0	0	0	0	0	0	0	0
MAGISTRATES - INFORMAL HEARINGS - CIVIL.....	215	0	0	0	0	0	0	0	0
TRAFFIC BUREAU.....	220	282	173	905	126	9606	0	0	11092
NON-SERVICE.....	230	233	192	400	244	0	598	234	1998
SUBTOTAL (ADD LINES 210 THROUGH 230).....	240	515	365	1305	370	9606	598	234	13090
TOTAL DISPOSITIONS (ADD LINES 200 AND 240).....	250	1508	1042	2538	1311	10633	1440	771	20260
PENDING CASES AT THE END OF YEAR.....									
INACTIVE: BENCH WARRANTS (LINES 10 - 90 + 180).....	260	214	127	250	198	0	0	0	789
INACTIVE: NON-SERVICE (LINES 20 - 95 + 230).....	270	757	320	1381	334	0	612	66	3477
ACTIVE PENDING (SUBTRACT LINE 250 FROM LINE 120).....	280	948	849	925	125	1749	94	19	4736
TOTAL CASES PENDING AT END OF YEAR(LINES 260+270+280).....	290	1919	1296	2556	657	1749	706	85	9002
CIVIL CASES PENDING OVER 1 YEAR.....	300	0	0	0	0	0	38	0	38

CONTINUED

1 OF 5

REGION 2

DISTRICT #41B-2

CLINTON TOWNSHIP

	* C R I M I N A L *				* C I V I L *				T	
	*****				*****				O	
	STATE OFFENSE	ORDINANCE							T	
L	*****				CIVIL		SUM-		A	
I	NON	NON	NON	NON	INFRA	SMALL	MARY		L	
N	TRAF-	TRAF-	TRAF-	TRAF-	CTIONS*	CIVIL	CLAIMS*	PROC.	S	
E	FIC	FIC	FIC	FIC					*	

PENDING CASES AT THE BEGINNING OF THE YEAR.....										
INACTIVE BENCH WARRANTS.....	10	56	66	106	63	0	2	1	0	294
INACTIVE: NON-SERVICE.....	20	99	38	192	108	0	2	9	43	491
TOTAL (ADD LINES 10 AND 20).....	30	155	104	298	171	0	4	10	43	785
ACTIVE PENDING.....	40	218	265	267	319	236	476	6	0	1787
NEW CASES FILED THIS YEAR.....	50	623	496	1416	755	4226	993	517	1525	10551
SUBTOTAL ACTIVE.....	60	841	761	1683	1074	4462	1469	523	1525	12338
RE-OPENED CASES.....										
REMANDS FROM HIGHER COURTS.....	70	0	9	0	0	0	26	0	0	35
PROBATION VIOLATIONS.....	80	1	10	1	2	0	0	0	0	14
MISTRIALS.....	85	0	0	0	0	0	0	0	0	0
APPEARANCE AFTER BENCH WARRANT ISSUED.....	90	139	67	213	107	0	2	0	0	528
SERVICE MADE/ARRAIGNMENT.....	95	214	368	336	397	0	248	71	760	2397
APPEALS FROM MAGISTRATES.....	100	3	0	9	1	0	0	0	0	13
OTHER.....	105	0	0	0	0	0	0	0	0	0
SUBTOTAL (ADD LINES 70 THROUGH 100).....	110	357	454	559	507	0	276	71	763	2987
TOTAL ACTIVE CASELOAD THIS YEAR (ADD LINES 60 AND 110).....	120	1198	1215	2242	1581	4462	1745	594	2288	15325
JUDICIAL DISPOSITIONS.....										
GUILTY PLEAS.....	130	298	182	498	203	187	0	0	0	1368
INFORMAL CIVIL HEARINGS BY JUDGE.....	140	0	0	0	0	513	0	0	0	513
FORMAL CIVIL HEARINGS BY JUDGE.....	145	0	0	0	0	0	0	0	0	0
TRIALS WITHOUT JURY.....	150	3	5	7	26	0	28	0	39	108
TRIALS BY JURY.....	155	0	1	1	4	0	2	0	0	8
DISMISSALS.....	160	92	153	82	311	316	530	152	609	2245
PRELIMINARY EXAMS WAIVED.....	170	3	90	0	0	0	0	0	0	93
PRELIMINARY EXAMS CONDUCTED.....	175	1	31	0	0	0	0	0	0	32
BENCH WARRANTS.....	180	114	72	131	82	0	2	0	0	401
NO PROGRESS.....	185	0	0	0	0	0	103	0	0	103
OTHER JUDICIAL DISPOSITIONS.....	190	60	47	81	85	978	351	355	896	2853
SUBTOTAL (ADD LINES 130 THROUGH 190).....	200	571	581	800	711	1994	1016	507	1544	7724
OTHER DISPOSITIONS.....										
MAGISTRATES - GUILTY AND ADMISSIONS.....	210	0	0	0	0	0	0	0	0	0
MAGISTRATES - INFORMAL HEARINGS - CIVIL.....	215	0	0	0	0	0	0	0	0	0
TRAFFIC BUREAU.....	220	184	79	514	89	2219	0	0	0	3085
NON-SERVICE.....	230	136	378	178	311	0	298	80	744	2125
SUBTOTAL (ADD LINES 210 THROUGH 230).....	240	320	457	692	400	2219	298	80	744	5210
TOTAL DISPOSITIONS (ADD LINES 200 AND 240).....	250	891	1038	1492	1111	4213	1314	587	2288	12934
PENDING CASES AT THE END OF YEAR.....										
INACTIVE: BENCH WARRANTS (LINES 10 - 90 + 180).....	260	31	71	24	38	0	2	1	0	167
INACTIVE: NON-SERVICE (LINES 20 - 95 + 230).....	270	21	48	34	22	0	52	18	24	219
ACTIVE PENDING (SUBTRACT LINE 250 FROM LINE 120).....	280	307	177	750	470	249	431	7	0	2391
TOTAL CASES PENDING AT END OF YEAR(LINES 260+270+280).....	290	359	296	808	530	249	485	26	24	2777
CIVIL CASES PENDING OVER 1 YEAR.....	300	0	0	0	0	0	0	0	0	0

REGION 2

DISTRICT #41B

COURT SUMMARY

	* CRIMINAL *					* CIVIL *			* T *
	*****					*****			*****
	* STATE OFFENSE *	* ORDINANCE *	* * * * *	* * * * *	* * * * *	* CIVIL *	* * * * *	* SUM- *	* A *
L	* * * * *	* * * * *	* * * * *	* * * * *	* * * * *	* * * * *	* * * * *	* * * * *	* * * * *
I	* * * * *	* * * * *	* * * * *	* * * * *	* * * * *	* * * * *	* * * * *	* * * * *	* * * * *
N	* TRAF- *	* TRAF- *	* TRAF- *	* TRAF- *	* TRAF- *	* CTIONS*	* CIVIL *	* SMALL * MARY *	* L *
E	* FIC * FIC * FIC * FIC *	* * * * *	* * * * *	* * * * *	* * * * *	* * * * *	* * * * *	* * * * *	* * * * *
	* * * * *	* * * * *	* * * * *	* * * * *	* * * * *	* * * * *	* * * * *	* * * * *	* * * * *

PENDING CASES AT THE BEGINNING OF THE YEAR.....									
INACTIVE BENCH WARRANTS.....	10	276	226	306	247	0	2	1	1058
INACTIVE: NON-SERVICE.....	20	923	438	1450	466	0	562	53	3976
TOTAL (ADD LINES 10 AND 20).....	30	1199	664	1756	713	0	564	54	5034
ACTIVE PENDING.....	40	1468	991	1060	515	1294	483	7	5822
NEW CASES FILED THIS YEAR.....	50	1440	1280	3725	1649	15550	1898	1092	29068
SUBTOTAL ACTIVE.....	60	2908	2271	4785	2164	16844	2381	1099	34890
RE-OPENED CASES.....									
REMANDS FROM HIGHER COURTS.....	70	0	30	0	0	0	63	0	93
PROBATION VIOLATIONS.....	80	1	10	1	2	0	0	0	14
MISTRIALS.....	85	0	0	0	0	0	0	0	0
APPEARANCE AFTER BENCH WARRANT ISSUED.....	90	228	155	297	185	0	2	0	867
SERVICE MADE/ARRAIGNMENT.....	95	514	640	613	665	0	794	283	4403
APPEALS FROM MAGISTRATES.....	100	3	0	9	1	0	0	0	13
OTHER.....	105	0	0	0	0	0	39	2	41
SUBTOTAL (ADD LINES 70 THROUGH 100).....	110	746	835	920	853	0	898	285	5431
TOTAL ACTIVE CASELOAD THIS YEAR (ADD LINES 60 AND 110).....	120	3654	3106	5705	3017	16844	3279	1384	40321
JUDICIAL DISPOSITIONS.....									
GUILTY PLEAS.....	130	894	389	929	463	269	0	0	2944
INFORMAL CIVIL HEARINGS BY JUDGE.....	140	0	0	0	0	730	0	0	730
FORMAL CIVIL HEARINGS BY JUDGE.....	145	0	0	0	0	56	0	0	56
TRIALS WITHOUT JURY.....	150	88	71	406	213	0	51	135	1186
TRIALS BY JURY.....	155	4	4	5	6	0	6	0	25
DISMISSALS.....	160	315	380	347	708	952	673	316	4548
PRELIMINARY EXAMS WAIVED.....	170	3	171	0	0	0	0	0	174
PRELIMINARY EXAMS CONDUCTED.....	175	1	65	0	0	0	0	0	66
BENCH WARRANTS.....	180	197	127	265	174	0	2	0	765
NO PROGRESS.....	185	0	0	0	0	0	213	21	247
OTHER JUDICIAL DISPOSITIONS.....	190	62	51	81	88	1014	913	572	4153
SUBTOTAL (ADD LINES 130 THROUGH 190).....	200	1564	1258	2033	1652	3021	1858	1044	14894
OTHER DISPOSITIONS.....									
MAGISTRATES - GUILTY AND ADMISSIONS.....	210	0	0	0	0	0	0	0	0
MAGISTRATES - INFORMAL HEARINGS - CIVIL.....	215	0	0	0	0	0	0	0	0
TRAFFIC BUREAU.....	220	466	252	1419	215	11825	0	0	14177
NON-SERVICE.....	230	369	570	578	555	0	896	314	4123
SUBTOTAL (ADD LINES 210 THROUGH 230).....	240	835	822	1997	770	11825	896	314	18300
TOTAL DISPOSITIONS (ADD LINES 200 AND 240).....	250	2999	2080	4030	2422	14846	2754	1358	33194
PENDING CASES AT THE END OF YEAR.....									
INACTIVE: BENCH WARRANTS (LINES 10 - 90 + 180).....	260	245	198	274	236	0	2	1	956
INACTIVE: NON-SERVICE (LINES 20 - 95 + 230).....	270	778	368	1415	356	0	664	84	3696
ACTIVE PENDING (SUBTRACT LINE 250 FROM LINE 120).....	280	1255	1026	1675	595	1998	925	26	7127
TOTAL CASES PENDING AT END OF YEAR(LINES 260+270+280).....	290	2278	1592	3364	1187	1998	1191	111	11779
CIVIL CASES PENDING OVER 1 YEAR.....	300	0	0	0	0	0	38	0	38

REGION 2

DISTRICT #42-1

MACOMB COUNTY - ROMEO

* C R I M I N A L *					* C I V I L *				T	
* STATE OFFENSE * ORDINANCE *					* * * * *				O	

L	* NON	* TRAF-	* TRAF-	* TRAF-	* TRAF-	CIVIL	* CIVIL	* SMALL	* SUM-	A
N	* FIC	* FIC	* FIC	* FIC	* FIC	CTIONS	CIVIL	CLAIMS	MARY	L
E	* FIC	* FIC	* FIC	* FIC	* FIC				PROC.	S

PENDING CASES AT THE BEGINNING OF THE YEAR.....										
10	177	109	54	22	0	0	0	0	0	362
20	455	150	141	181	74	47	21	0	0	1069
30	632	259	195	203	74	47	21	0	0	1431
40	324	196	62	41	383	137	17	7	1167	
50	1324	1045	277	81	4570	351	332	112	8092	
60	1648	1241	339	122	4953	488	349	119	9259	
RE-OPENED CASES.....										
70	0	1	0	0	0	0	0	0	0	1
80	68	34	13	2	0	0	0	0	0	117
85	0	0	0	0	0	0	0	0	0	0
90	76	57	17	6	0	3	0	0	0	161
95	341	299	61	127	82	179	160	0	1249	
100	0	0	0	0	9	0	0	0	9	
105	4	0	0	0	1	73	3	0	81	
110	489	391	91	135	92	255	165	0	1618	
120	2137	1632	430	257	5045	743	514	119	10877	
JUDICIAL DISPOSITIONS.....										
130	507	290	104	51	138	0	0	0	1090	
140	0	0	0	0	0	0	0	0	0	0
145	0	0	0	0	3	0	0	0	0	3
150	2	7	3	2	0	12	33	64	123	
155	8	2	0	0	0	4	0	0	14	
160	480	226	62	79	50	130	212	48	1287	
170	2	17	0	0	0	0	0	0	19	
175	4	11	0	0	0	0	0	0	15	
180	108	96	16	3	3	4	2	0	232	
185	0	0	0	0	0	0	0	0	0	
190	163	126	28	3	106	292	83	1	802	
200	1274	775	213	138	300	442	330	113	3585	
OTHER DISPOSITIONS.....										
210	578	446	173	96	3638	0	0	0	4931	
215	0	0	0	0	469	0	0	0	469	
220	0	0	0	0	0	0	0	0	0	
230	78	309	21	17	28	189	178	0	820	
240	656	755	194	113	4135	189	178	0	6220	
250	1930	1530	407	251	4435	631	508	113	9805	
PENDING CASES AT THE END OF YEAR.....										
260	209	148	53	19	3	1	0	0	433	
270	192	160	101	71	20	57	39	0	640	
280	207	102	23	6	610	112	6	6	1072	
290	608	410	177	96	633	170	45	6	2145	
CIVIL CASES PENDING OVER 1 YEAR.....										
300	0	0	0	0	0	0	0	0	0	

REGION 2

DISTRICT #42-2

MACOMB COUNTY - NEW BALTIMORE

* C R I M I N A L *					* C I V I L *					* T *
* STATE OFFENSE * ORDINANCE *										* O *
L	*****				CIVIL	*****				* A *
I	* NON	* TRAF-	* TRAF-	* NON	* INFRA	* CIVIL	* SMALL	* MARY	* SUM-	* L *
N	* FIC	* FIC	* FIC	* FIC	* CTIONS	* CIVIL	* CLAIMS	* PROC.	* MARY	* S *
E	* FIC	* FIC	* FIC	* FIC	* CTIONS	* CIVIL	* CLAIMS	* PROC.	* MARY	* S *

PENDING CASES AT THE BEGINNING OF THE YEAR.....										
INACTIVE BENCH WARRANTS.....	10	149	80	5	7	0	0	0	0	241
INACTIVE: NON-SERVICE.....	20	731	181	113	30	0	69	8	11	1143
TOTAL (ADD LINES 10 AND 20).....	30	880	261	118	37	0	69	8	11	1384
ACTIVE PENDING.....	40	910	405	53	34	432	142	20	19	2015
NEW CASES FILED THIS YEAR.....	50	2633	1076	517	201	6362	426	208	322	11745
SUBTOTAL ACTIVE.....	60	3543	1481	570	235	6794	568	226	341	13760
RE-OPENED CASES.....										
REMANDS FROM HIGHER COURTS.....	70	0	0	0	0	0	0	0	0	0
PROBATION VIOLATIONS.....	80	4	4	0	0	0	0	0	0	8
MISTRIALS.....	85	0	0	0	0	0	0	0	0	0
APPEARANCE AFTER BENCH WARRANT ISSUED.....	90	105	42	2	0	0	0	0	0	149
SERVICE MADE/ARRAIGNMENT.....	95	341	205	51	19	0	260	53	40	969
APPEALS FROM MAGISTRATES.....	100	1	0	0	0	13	0	0	0	14
OTHER.....	105	0	0	0	0	82	7	0	0	89
SUBTOTAL (ADD LINES 70 THROUGH 100).....	110	451	251	53	19	95	267	53	40	1229
TOTAL ACTIVE CASELOAD THIS YEAR (ADD LINES 60 AND 110).....	120	3994	1732	623	254	6889	835	281	381	14989
JUDICIAL DISPOSITIONS.....										
GUILTY PLEAS.....	130	998	234	62	13	145	0	0	0	1452
INFORMAL CIVIL HEARINGS BY JUDGE.....	140	0	0	0	0	1	0	0	0	1
FORMAL CIVIL HEARINGS BY JUDGE.....	145	0	0	0	0	21	0	0	0	21
TRIALS WITHOUT JURY.....	150	30	21	1	1	0	61	111	89	314
TRIALS BY JURY.....	155	2	1	0	0	0	3	0	0	6
DISMISSALS.....	160	495	374	39	62	122	88	29	42	1251
PRELIMINARY EXAMS WAIVED.....	170	3	18	0	0	0	0	0	0	21
PRELIMINARY EXAMS CONDUCTED.....	175	1	21	0	0	0	0	0	0	22
BENCH WARRANTS.....	180	135	157	0	3	2	0	0	0	297
NO PROGRESS.....	185	0	0	0	0	0	20	3	0	23
OTHER JUDICIAL DISPOSITIONS.....	190	125	118	3	3	1643	219	55	187	2353
SUBTOTAL (ADD LINES 130 THROUGH 190).....	200	1789	944	105	82	1934	391	198	318	5761
OTHER DISPOSITIONS.....										
MAGISTRATES - GUILTY AND ADMISSIONS.....	210	0	0	0	0	423	0	0	0	423
MAGISTRATES - INFORMAL HEARINGS - CIVIL.....	215	0	0	0	0	430	0	0	0	430
TRAFFIC BUREAU.....	220	1206	404	228	78	3845	0	0	0	5761
NON-SERVICE.....	230	433	350	46	46	0	320	79	49	1323
SUBTOTAL (ADD LINES 210 THROUGH 230).....	240	1639	754	274	124	4698	320	79	49	7937
TOTAL DISPOSITIONS (ADD LINES 200 AND 240).....	250	3428	1698	379	206	6632	711	277	367	13698
PENDING CASES AT THE END OF YEAR.....										
INACTIVE: BENCH WARRANTS (LINES 10 - 90 + 180).....	260	179	195	3	10	2	0	0	0	389
INACTIVE: NON-SERVICE (LINES 20 - 95 + 230).....	270	823	326	108	57	0	129	34	20	1497
ACTIVE PENDING (SUBTRACT LINE 250 FROM LINE 120).....	280	566	34	244	48	257	124	4	14	1291
TOTAL CASES PENDING AT END OF YEAR(LINES 260+270+280).....	290	1568	555	355	115	259	253	38	34	3177
CIVIL CASES PENDING OVER 1 YEAR.....	300	0	0	0	0	0	34	3	2	39

REGION 2

DISTRICT #42

COURT SUMMARY

* C R I M I N A L *					* C I V I L *					* T *

* STATE OFFENSE *					* ORDINANCE *					* O *

L	* NON *				CIVIL	* SUM-				* A *
I	* TRAF-	* TRAF-	* TRAF-	* TRAF-	* INFRA	* SMALL	* MARY	* L *		
N	* FIC	* FIC	* FIC	* FIC	* CTIONS	* CIVIL	* CLAIMS	* PROC.	* S *	
E	*****									

PENDING CASES AT THE BEGINNING OF THE YEAR.....										
INACTIVE BENCH WARRANTS.....	10	326	189	59	29	0	0	0	0	603
INACTIVE: NON-SERVICE.....	20	1186	331	254	211	74	116	29	11	2212
TOTAL (ADD LINES 10 AND 20).....	30	1512	520	313	240	74	116	29	11	2815
ACTIVE PENDING.....	40	1234	601	115	75	815	279	37	26	3182
NEW CASES FILED THIS YEAR.....	50	3957	2121	794	282	10932	777	540	434	19837
SUBTOTAL ACTIVE.....	60	5191	2722	909	357	11747	1056	577	460	23019
RE-OPENED CASES.....										
REMANDS FROM HIGHER COURTS.....	70	0	1	0	0	0	0	0	0	1
PROBATION VIOLATIONS.....	80	72	38	13	2	0	0	0	0	125
MISTRIALS.....	85	0	0	0	0	0	0	0	0	0
APPEARANCE AFTER BENCH WARRANT ISSUED.....	90	181	99	19	6	0	3	2	0	310
SERVICE MADE/ARRAIGNMENT.....	95	682	504	112	146	82	439	213	40	2218
APPEALS FROM MAGISTRATES.....	100	1	0	0	0	22	0	0	0	23
OTHER.....	105	4	0	0	0	83	80	3	0	170
SUBTOTAL (ADD LINES 70 THROUGH 100).....	110	940	642	144	154	187	522	218	40	2847
TOTAL ACTIVE CASELOAD THIS YEAR (ADD LINES 60 AND 110).....	120	6131	3364	1053	511	11934	1578	795	500	25866
JUDICIAL DISPOSITIONS.....										
GUILTY PLEAS.....	130	1505	524	166	64	283	0	0	0	2542
INFORMAL CIVIL HEARINGS BY JUDGE.....	140	0	0	0	0	1	0	0	0	1
FORMAL CIVIL HEARINGS BY JUDGE.....	145	0	0	0	0	24	0	0	0	24
TRIALS WITHOUT JURY.....	150	32	28	4	3	0	73	144	153	437
TRIALS BY JURY.....	155	10	3	0	0	0	7	0	0	20
DISMISSALS.....	160	975	600	101	141	172	218	241	90	2538
PRELIMINARY EXAMS WAIVED.....	170	5	35	0	0	0	0	0	0	40
PRELIMINARY EXAMS CONDUCTED.....	175	5	32	0	0	0	0	0	0	37
BENCH WARRANTS.....	180	243	253	16	6	5	4	2	0	529
NO PROGRESS.....	185	0	0	0	0	0	20	3	0	23
OTHER JUDICIAL DISPOSITIONS.....	190	288	244	31	6	1749	511	138	188	3155
SUBTOTAL (ADD LINES 130 THROUGH 190).....	200	3063	1719	318	220	2234	833	528	431	9346
OTHER DISPOSITIONS.....										
MAGISTRATES - GUILTY AND ADMISSIONS.....	210	578	446	173	96	4061	0	0	0	5354
MAGISTRATES - INFORMAL HEARINGS - CIVIL.....	215	0	0	0	0	899	0	0	0	899
TRAFFIC BUREAU.....	220	1206	404	228	78	3845	0	0	0	5761
NON-SERVICE.....	230	511	659	67	63	28	509	257	49	2143
SUBTOTAL (ADD LINES 210 THROUGH 230).....	240	2295	1509	468	237	8833	509	257	49	14157
TOTAL DISPOSITIONS (ADD LINES 200 AND 240).....	250	5358	3228	786	457	11067	1342	785	480	23503
PENDING CASES AT THE END OF YEAR.....										
INACTIVE: BENCH WARRANTS (LINES 10 - 90 + 180).....	260	388	343	56	29	5	1	0	0	822
INACTIVE: NON-SERVICE (LINES 20 - 95 + 230).....	270	1015	486	209	128	20	186	73	20	2137
ACTIVE PENDING (SUBTRACT LINE 250 FROM LINE 120).....	280	773	136	267	54	867	236	10	20	2363
TOTAL CASES PENDING AT END OF YEAR(LINES 260+270+280).....	290	2176	965	532	211	892	423	83	40	5322
CIVIL CASES PENDING OVER 1 YEAR.....	300	0	0	0	0	0	34	3	2	39

REGION 2

DISTRICT #43-1

FERNDAL

* C R I M I N A L *					* C I V I L *				
* STATE OFFENSE * ORDINANCE *					* T O * S *				

L I N E	* TRAF- * FIC	* NON * TRAF- * FIC	* TRAF- * FIC	* NON * TRAF- * FIC	* CIVIL * INFRA * CTIONS*	* CIVIL	* SMALL * CLAIMS*	* SUM- * MARY * PROC.	* T O * S *

PENDING CASES AT THE BEGINNING OF THE YEAR.....									
INACTIVE BENCH WARRANTS.....	10	18	32	11	32	0	3	1	0
INACTIVE: NON-SERVICE.....	20	78	174	2715	282	155	365	101	32
TOTAL (ADD LINES 10 AND 20).....	30	96	206	2726	314	155	368	102	32
ACTIVE PENDING.....	40	43	22	160	5	754	198	34	70
NEW CASES FILED THIS YEAR.....	50	264	291	1008	424	8409	496	286	327
SUBTOTAL ACTIVE.....	60	307	313	1168	429	9163	694	320	397
RE-OPENED CASES.....									
REMANDS FROM HIGHER COURTS.....	70	0	6	0	1	0	0	0	2
PROBATION VIOLATIONS.....	80	17	7	5	9	0	0	0	9
MISTRIALS.....	85	0	1	0	0	0	0	0	38
APPEARANCE AFTER BENCH WARRANT ISSUED.....	90	10	4	0	4	0	0	0	1
SERVICE MADE/ARRAIGNMENT.....	95	170	101	572	153	163	174	64	24
APPEALS FROM MAGISTRATES.....	100	0	0	0	0	51	0	0	1421
OTHER.....	105	0	0	0	0	4	3	5	0
SUBTOTAL (ADD LINES 70 THROUGH 100).....	110	197	119	577	167	218	177	70	26
TOTAL ACTIVE CASELOAD THIS YEAR (ADD LINES 60 AND 110).....	120	504	432	1745	596	9381	871	390	423
JUDICIAL DISPOSITIONS.....									
GUILTY PLEAS.....	130	131	51	226	98	117	0	0	0
INFORMAL CIVIL HEARINGS BY JUDGE.....	140	0	0	0	0	144	0	0	623
FORMAL CIVIL HEARINGS BY JUDGE.....	145	0	0	0	0	38	0	0	144
TRIALS WITHOUT JURY.....	150	2	3	16	45	0	0	0	38
TRIALS BY JURY.....	155	12	4	3	2	0	21	41	17
DISMISSALS.....	160	58	36	181	80	86	39	9	7
PRELIMINARY EXAMS WAIVED.....	170	5	67	0	0	0	0	0	496
PRELIMINARY EXAMS CONDUCTED.....	175	1	76	0	0	0	0	0	72
BENCH WARRANTS.....	180	10	18	18	15	0	0	0	77
NO PROGRESS.....	185	0	0	0	0	0	0	0	61
OTHER JUDICIAL DISPOSITIONS.....	190	0	6	0	0	3	64	1	0
SUBTOTAL (ADD LINES 130 THROUGH 190).....	200	219	261	444	240	2227	183	141	292
OTHER DISPOSITIONS.....									
MAGISTRATES - GUILTY AND ADMISSIONS.....	210	40	0	495	60	3437	0	0	0
MAGISTRATES - INFORMAL HEARINGS - CIVIL.....	215	0	0	0	0	272	0	0	4032
TRAFFIC BUREAU.....	220	0	0	0	0	1749	0	0	272
NON-SERVICE.....	230	114	57	773	263	321	274	90	43
SUBTOTAL (ADD LINES 210 THROUGH 230).....	240	154	57	1268	323	5779	274	90	43
TOTAL DISPOSITIONS (ADD LINES 200 AND 240).....	250	373	318	1712	563	8394	592	282	360
PENDING CASES AT THE END OF YEAR.....									
INACTIVE: BENCH WARRANTS (LINES 10 - 90 + 180).....	260	18	46	29	43	0	3	0	0
INACTIVE: NON-SERVICE (LINES 20 - 95 + 230).....	270	22	130	2916	392	313	465	127	51
ACTIVE PENDING (SUBTRACT LINE 250 FROM LINE 120).....	280	131	114	33	33	987	279	108	63
TOTAL CASES PENDING AT END OF YEAR(LINES 260+270+280).....	290	171	290	2978	468	1300	747	235	114
CIVIL CASES PENDING OVER 1 YEAR.....	300	0	0	0	0	0	0	0	0

REGION 2

DISTRICT #43-2

HAZEL PARK

* C R I M I N A L *					* C I V I L *				* T *	

* STATE OFFENSE * ORDINANCE *					* CIVIL *		* SMALL * SUM-		* MARY * T *	

L	* NON	* NON	* NON	* NON	* CIVIL	* CIVIL	* CLAIMS	* MARY	* T	* T
N	* TRAF-	* TRAF-	* TRAF-	* TRAF-	* CTIONS	* CIVIL	* CLAIMS	* MARY	* T	* T
E	* FIC	* FIC	* FIC	* FIC	* CTIONS	* CIVIL	* CLAIMS	* MARY	* T	* T

PENDING CASES AT THE BEGINNING OF THE YEAR.....										
INACTIVE BENCH WARRANTS.....	10	45	18	261	15	0	2	0	0	341
INACTIVE: NON-SERVICE.....	20	200	2	155	4	0	184	12	6	563
TOTAL (ADD LINES 10 AND 20).....	30	245	20	416	19	0	186	12	6	904
ACTIVE PENDING.....	40	12	5	991	1	2	81	3	5	1100
NEW CASES FILED THIS YEAR.....	50	100	351	933	601	967	660	183	298	4093
SUBTOTAL ACTIVE.....	60	112	356	1924	602	969	741	186	303	5193
RE-OPENED CASES.....										
REMANDS FROM HIGHER COURTS.....	70	0	8	0	0	0	41	0	0	49
PROBATION VIOLATIONS.....	80	0	1	0	0	0	0	0	0	1
MISTRIALS.....	85	1	0	0	0	0	0	0	0	1
APPEARANCE AFTER BENCH WARRANT ISSUED.....	90	11	55	188	4	0	0	0	0	303
SERVICE MADE/ARRAIGNMENT.....	95	51	32	158	4	0	83	7	1	374
APPEALS FROM MAGISTRATES.....	100	0	0	0	0	0	0	0	0	0
OTHER.....	105	54	38	47	17	18	0	5	0	339
SUBTOTAL (ADD LINES 70 THROUGH 100).....	110	117	134	393	26	18	124	12	1	1067
TOTAL ACTIVE CASELOAD THIS YEAR (ADD LINES 60 AND 110).....	120	229	490	2317	600	987	865	198	304	6260
JUDICIAL DISPOSITIONS.....										
GUILTY PLEAS.....	130	106	79	429	204	163	0	0	0	981
INFORMAL CIVIL HEARINGS BY JUDGE.....	140	0	0	0	0	139	0	0	0	139
FORMAL CIVIL HEARINGS BY JUDGE.....	145	0	0	0	0	46	0	0	0	46
TRIALS WITHOUT JURY.....	150	8	4	21	38	0	20	0	34	125
TRIALS BY JURY.....	155	2	3	-3	4	0	17	0	0	29
DISMISSALS.....	160	19	98	314	324	153	101	25	21	1055
PRELIMINARY EXAMS WAIVED.....	170	2	48	0	0	0	0	0	0	50
PRELIMINARY EXAMS CONDUCTED.....	175	1	68	0	0	0	0	0	0	69
BENCH WARRANTS.....	180	21	49	141	91	0	3	1	0	306
NO PROGRESS.....	185	0	0	0	0	0	28	2	10	40
OTHER JUDICIAL DISPOSITIONS.....	190	37	88	234	166	96	455	134	216	1426
SUBTOTAL (ADD LINES 130 THROUGH 190).....	200	196	437	1142	827	597	624	162	281	4266
OTHER DISPOSITIONS.....										
MAGISTRATES - GUILTY AND ADMISSIONS.....	210	0	0	0	0	0	0	0	0	0
MAGISTRATES - INFORMAL HEARINGS - CIVIL.....	215	0	0	0	0	0	0	0	0	0
TRAFFIC BUREAU.....	220	0	0	0	0	257	0	0	0	257
NON-SERVICE.....	230	13	41	4	42	133	221	21	3	478
SUBTOTAL (ADD LINES 210 THROUGH 230).....	240	13	41	4	42	390	221	21	3	735
TOTAL DISPOSITIONS (ADD LINES 200 AND 240).....	250	209	478	1146	869	987	845	183	284	5001
PENDING CASES AT THE END OF YEAR.....										
INACTIVE: BENCH WARRANTS (LINES 10 - 90 + 180).....	260	55	12	214	57	0	5	1	0	344
INACTIVE: NON-SERVICE (LINES 20 - 95 + 230).....	270	162	11	1	4	133	322	26	8	667
ACTIVE PENDING (SUBTRACT LINE 250 FROM LINE 120).....	280	20	12	1171	1	0	20	15	20	1259
TOTAL CASES PENDING AT END OF YEAR(LINES 260+270+280).....	290	237	35	1386	62	133	347	42	28	2270
CIVIL CASES PENDING OVER 1 YEAR.....										
.....	300	0	0	0	0	0	0	0	0	0

REGION 2

DISTRICT #43-3

MADISON HEIGHTS

* C R I M I N A L *					* C I V I L *				* T *	

* STATE OFFENSE * ORDINANCE *					* CIVIL * * * * *		* SUM- * MARY *		* T *	

L	* * * * *				CIVIL	* * * * *		SUM-	* * * * *	
I	* TRAF- * NON	* TRAF- * NON	* TRAF- * NON	* TRAF- * NON	INFRA	CIVIL	SMALL	MARY	* L *	
N	* FIC * FIC	* FIC * FIC	* FIC * FIC	* FIC * FIC	CTIONS	CIVIL	CLAIMS	PROC.	* S *	
E	* * * * *				* * * * *		* * * * *		* * * * *	

PENDING CASES AT THE BEGINNING OF THE YEAR.....										
INACTIVE BENCH WARRANTS.....	10	14	32	197	120	0	2	1	0	366
INACTIVE: NON-SERVICE.....	20	75	99	812	434	162	149	9	34	1774
TOTAL (ADD LINES 10 AND 20).....	30	89	131	1009	554	162	151	10	34	2140
ACTIVE PENDING.....	40	52	18	227	252	205	128	16	28	926
NEW CASES FILED THIS YEAR.....	50	119	299	744	557	4340	528	228	349	7164
SUBTOTAL ACTIVE.....	60	171	317	971	809	4545	656	244	377	8090
RE-OPENED CASES.....										
REMANDS FROM HIGHER COURTS.....	70	1	8	1	0	0	0	0	0	10
PROBATION VIOLATIONS.....	80	0	0	0	0	0	0	0	0	0
MISTRIALS.....	85	0	0	0	0	0	0	0	0	0
APPEARANCE AFTER BENCH WARRANT ISSUED.....	90	11	8	51	35	0	0	0	0	105
SEVICE MADE/ARRAIGNMENT.....	95	39	85	357	214	163	405	71	76	1410
APPEALS FROM MAGISTRATES.....	100	0	0	0	0	0	0	0	0	0
OTHER.....	105	0	3	11	7	97	30	1	2	151
SUBTOTAL (ADD LINES 70 THROUGH 100).....	110	51	104	420	256	260	435	72	78	1676
TOTAL ACTIVE CASELOAD THIS YEAR (ADD LINES 60 AND 110).....	120	222	421	1391	1065	4805	1091	316	455	9766
JUDICIAL DISPOSITIONS.....										
GUILTY PLEAS.....	130	38	6	437	283	114	0	0	0	878
INFORMAL CIVIL HEARINGS BY JUDGE.....	140	0	0	0	0	175	0	0	0	175
FORMAL CIVIL HEARINGS BY JUDGE.....	145	0	0	0	0	40	0	0	0	40
TRIALS WITHOUT JURY.....	150	54	22	158	219	0	148	139	174	914
TRIALS BY JURY.....	155	7	5	3	8	0	20	0	5	48
DISMISSALS.....	160	2	10	284	185	160	76	28	74	819
PRELIMINARY EXAMS WAIVED.....	170	13	58	0	0	0	0	0	0	71
PRELIMINARY EXAMS CONDUCTED.....	175	18	130	0	0	0	0	0	0	148
BENCH WARRANTS.....	180	7	7	33	24	1	0	0	0	72
NO PROGRESS.....	185	0	0	0	0	0	180	14	10	204
OTHER JUDICIAL DISPOSITIONS.....	190	3	4	1	1	676	147	58	93	983
SUBTOTAL (ADD LINES 130 THROUGH 190).....	200	142	242	916	720	1166	571	239	356	4352
OTHER DISPOSITIONS.....										
MAGISTRATES - GUILTY AND ADMISSIONS.....	210	0	0	0	0	0	0	0	0	0
MAGISTRATES - INFORMAL HEARINGS - CIVIL.....	215	0	0	0	0	8	0	0	0	8
TRAFFIC BUREAU.....	220	0	0	0	0	2298	0	0	0	2298
NON-SERVICE.....	230	10	143	44	128	1	371	77	62	836
SUBTOTAL (ADD LINES 210 THROUGH 230).....	240	10	143	44	128	2307	371	77	62	3142
TOTAL DISPOSITIONS (ADD LINES 200 AND 240).....	250	152	385	960	848	3473	942	316	418	7494
PENDING CASES AT THE END OF YEAR.....										
INACTIVE: BENCH WARRANTS (LINES 10 - 90 + 180).....	260	10	31	179	109	1	2	1	0	333
INACTIVE: NON-SERVICE (LINES 20 - 95 + 230).....	270	46	157	499	348	0	115	15	20	1200
ACTIVE PENDING (SUBTRACT LINE 250 FROM LINE 120).....	280	70	36	431	217	1332	149	0	37	2272
TOTAL CASES PENDING AT END OF YEAR(LINES 260+270+280).....	290	126	224	1109	674	1333	266	16	57	3805
CIVIL CASES PENDING OVER 1 YEAR.....	300	0	0	0	0	0	0	0	0	0

REGION 2

DISTRICT #43

COURT SUMMARY

	* C R I M I N A L *				* C I V I L *				* T *	
	*****				*****				* O *	
	* STATE OFFENSE *	* ORDINANCE *			* CIVIL *			* SUM- *	* T *	
L		* NON *	* NON *		* INFRA *		* SMALL *	* MARY *	* A *	
I	* TRAF- *	* TRAF- *	* TRAF- *	* TRAF- *	* CTIONS*	* CIVIL *	* CLAIMS*	* PROC. *	* L *	
N	* FIC *	* FIC *	* FIC *	* FIC *					* S *	
E										

PENDING CASES AT THE BEGINNING OF THE YEAR.....										
INACTIVE BENCH WARRANTS.....	10	77	82	469	167	0	7	2	0	804
INACTIVE: NON-SERVICE.....	20	353	275	3682	720	317	698	122	72	6239
TOTAL (ADD LINES 10 AND 20).....	30	430	357	4151	887	317	705	124	72	7043
ACTIVE PENDING.....	40	107	45	1378	258	961	407	53	103	3312
NEW CASES FILED THIS YEAR.....	50	483	941	2685	1582	13716	1684	697	974	22762
SUBTOTAL ACTIVE.....	60	590	986	4063	1840	14677	2091	750	1077	26074
RE-OPENED CASES.....										
REMANDS FROM HIGHER COURTS.....	70	1	22	1	1	0	41	0	2	68
PROBATION VIOLATIONS.....	80	17	8	5	9	0	0	0	0	39
MISTRIALS.....	85	1	1	0	0	0	0	0	0	2
APPEARANCE AFTER BENCH WARRANT ISSUED.....	90	32	67	239	88	0	0	1	0	427
SERVICE MADE/ARRAIGNMENT.....	95	260	218	1087	409	326	662	142	101	3205
APPEALS FROM MAGISTRATES.....	100	0	0	0	0	51	0	0	0	51
OTHER.....	105	54	41	58	184	119	33	11	2	502
SUBTOTAL (ADD LINES 70 THROUGH 100).....	110	365	357	1390	691	496	736	154	105	4294
TOTAL ACTIVE CASELOAD THIS YEAR (ADD LINES 60 AND 110).....	120	955	1343	5453	2531	15173	2827	904	1182	30368
JUDICIAL DISPOSITIONS.....										
GUILTY PLEAS.....	130	275	136	1092	585	394	0	0	0	2482
INFORMAL CIVIL HEARINGS BY JUDGE.....	140	0	0	0	0	458	0	0	0	458
FORMAL CIVIL HEARINGS BY JUDGE.....	145	0	0	0	0	124	0	0	0	124
TRIALS WITHOUT JURY.....	150	64	29	195	302	0	189	180	225	1184
TRIALS BY JURY.....	155	21	12	9	14	0	48	0	6	110
DISMISSALS.....	160	79	144	779	589	399	216	62	102	2370
PRELIMINARY EXAMS WAIVED.....	170	20	173	0	0	0	0	0	0	193
PRELIMINARY EXAMS CONDUCTED.....	175	20	274	0	0	0	0	0	0	294
BENCH WARRANTS.....	180	38	74	192	130	1	3	1	0	439
NO PROGRESS.....	185	0	0	0	0	3	272	17	20	312
OTHER JUDICIAL DISPOSITIONS.....	190	40	98	235	167	2999	785	333	601	5258
SUBTOTAL (ADD LINES 130 THROUGH 190).....	200	557	940	2502	1787	4378	1513	593	954	13224
OTHER DISPOSITIONS.....										
MAGISTRATES - GUILTY AND ADMISSIONS.....	210	40	0	495	60	3437	0	0	0	4032
MAGISTRATES - INFORMAL HEARINGS - CIVIL.....	215	0	0	0	0	280	0	0	0	280
TRAFFIC BUREAU.....	220	0	0	0	0	4304	0	0	0	4304
NON-SERVICE.....	230	137	241	821	433	455	866	188	108	3249
SUBTOTAL (ADD LINES 210 THROUGH 230).....	240	177	241	1316	493	8476	866	188	108	11865
TOTAL DISPOSITIONS (ADD LINES 200 AND 240).....	250	734	1181	3818	2280	12854	2379	781	1062	25089
PENDING CASES AT THE END OF YEAR.....										
INACTIVE: BENCH WARRANTS (LINES 10 - 90 + 180).....	260	83	89	422	209	1	10	2	0	816
INACTIVE: NON-SERVICE (LINES 20 - 95 + 230).....	270	230	298	3416	744	446	902	168	79	6283
ACTIVE PENDING (SUBTRACT LINE 250 FROM LINE 120).....	280	221	162	1635	251	2319	448	123	120	5279
TOTAL CASES PENDING AT END OF YEAR(LINES 260+270+280).....	290	534	549	5473	1204	2766	1360	293	199	12378
CIVIL CASES PENDING OVER 1 YEAR.....										
300	0	0	0	0	0	0	0	0	0	0

REGION 2

DISTRICT #44

ROYAL OAK

* CRIMINAL *					* CIVIL *				* T *	

* STATE OFFENSE *		* ORDINANCE *			* CIVIL *	* * *	* * *	* SUM- *	* A *	

L	* * * * *	* NON *	* NON *	* NON *	* INFRA *	* CIVIL *	* * *	* SMALL *	* MARY *	* L *
N	* TRAF- *	* TRAF- *	* TRAF- *	* TRAF- *	* CTIONS *	* CIVIL *	* CLAIMS *	* PROC. *	* S *	
E	* FIC *	* FIC *	* FIC *	* FIC *	* * *	* * *	* * *	* * *	* * *	

PENDING CASES AT THE BEGINNING OF THE YEAR.....										
INACTIVE BENCH WARRANTS.....	10	15	42	201	156	0	0	0	0	414
INACTIVE: NON-SERVICE.....	20	3	123	70	349	0	283	41	9	878
TOTAL (ADD LINES 10 AND 20).....	30	18	165	271	505	0	283	41	9	1292
ACTIVE PENDING.....	40	63	92	847	543	1108	334	27	6	3020
NEW CASES FILED THIS YEAR.....	50	115	330	1251	2338	17993	1421	583	324	24355
SUBTOTAL ACTIVE.....	60	178	422	2098	2881	19101	1755	610	330	27375
RE-OPENED CASES.....										
REMANDS FROM HIGHER COURTS.....	70	0	1	0	0	0	2	0	0	3
PROBATION VIOLATIONS.....	80	1	5	3	14	0	0	0	0	23
MISTRIALS.....	85	0	0	0	0	0	0	0	0	0
APPEARANCE AFTER BENCH WARRANT ISSUED.....	90	5	17	95	125	0	0	0	0	242
SERVICE MADE/ARRAIGNMENT.....	95	23	88	374	551	0	1182	208	80	2506
APPEALS FROM MAGISTRATES.....	100	0	0	0	0	0	0	0	0	0
OTHER.....	105	0	4	2	3	3	41	6	1	60
SUBTOTAL (ADD LINES 70 THROUGH 100).....	110	29	115	474	693	3	1225	214	81	2834
TOTAL ACTIVE CASELOAD THIS YEAR (ADD LINES 60 AND 110).....	120	207	537	2572	3574	19104	2980	824	411	30209
JUDICIAL DISPOSITIONS.....										
GUILTY PLEAS.....	130	40	28	323	706	604	0	0	0	1701
INFORMAL CIVIL HEARINGS BY JUDGE.....	140	0	0	0	0	796	0	0	0	796
FORMAL CIVIL HEARINGS BY JUDGE.....	145	0	0	0	0	156	0	0	0	156
TRIALS WITHOUT JURY.....	150	29	17	182	298	0	115	188	89	918
TRIALS BY JURY.....	155	1	0	1	4	0	12	0	2	20
DISMISSALS.....	160	8	29	97	409	1394	349	99	80	2465
PRELIMINARY EXAMS WAIVED.....	170	0	70	0	0	0	0	0	0	70
PRELIMINARY EXAMS CONDUCTED.....	175	1	149	0	0	0	0	0	0	150
BENCH WARRANTS.....	180	8	28	117	198	1	0	0	0	352
NO PROGRESS.....	185	0	0	0	0	0	48	3	6	57
OTHER JUDICIAL DISPOSITIONS.....	190	1	3	19	13	4516	843	242	142	5779
SUBTOTAL (ADD LINES 130 THROUGH 190).....	200	88	324	739	1628	7467	1367	532	319	12464
OTHER DISPOSITIONS.....										
MAGISTRATES - GUILTY AND ADMISSIONS.....	210	32	31	584	690	0	0	0	0	1337
MAGISTRATES - INFORMAL HEARINGS - CIVIL.....	215	0	0	0	0	0	0	0	0	0
TRAFFIC BUREAU.....	220	0	0	0	0	11423	0	0	0	11423
NON-SERVICE.....	230	30	119	309	589	0	1233	214	88	2582
SUBTOTAL (ADD LINES 210 THROUGH 230).....	240	62	150	893	1279	11423	1233	214	88	15342
TOTAL DISPOSITIONS (ADD LINES 200 AND 240).....	250	150	474	1632	2907	18890	2600	746	407	27806
PENDING CASES AT THE END OF YEAR.....										
INACTIVE: BENCH WARRANTS (LINES 10 - 90 + 180).....	260	18	53	223	229	1	0	0	0	524
INACTIVE: NON-SERVICE (LINES 20 - 95 + 230).....	270	10	154	5	387	0	334	47	17	954
ACTIVE PENDING (SUBTRACT LINE 250 FROM LINE 120).....	280	57	63	940	667	214	360	78	4	2403
TOTAL CASES PENDING AT END OF YEAR(LINES 260+270+280).....	290	85	270	1168	1283	215	714	125	21	3881
CIVIL CASES PENDING OVER 1 YEAR.....	300	0	0	0	0	0	71	0	0	71

REGION 2

DISTRICT #45A

BERKLEY

* C R I M I N A L *					* C I V I L *				
* STATE OFFENSE * ORDINANCE *					* T *				
*****					*****				
L	* NON * NON * NON * NON				CIVIL *	* SUM- * A *			
I	* TRAF-	* TRAF-	* TRAF-	* TRAF-	INFRA *	* SMALL * MARY	* L *		
N	* FIC	* FIC	* FIC	* FIC	CTIONS*	CIVIL * CLAIMS*	* PROC. * S *		
E	*****				*****				

PENDING CASES AT THE BEGINNING OF THE YEAR.....									
INACTIVE BENCH WARRANTS.....	10	0	5	13	13	0	0	0	31
INACTIVE: NON-SERVICE.....	20	0	3	28	0	0	162	20	213
TOTAL (ADD LINES 10 AND 20).....	30	0	8	41	13	0	162	20	244
ACTIVE PENDING.....	40	0	2	47	57	100	83	5	295
NEW CASES FILED THIS YEAR.....	50	38	65	487	319	1468	1182	109	3690
SUBTOTAL ACTIVE.....	60	38	67	534	376	1568	1265	114	3985
RE-OPENED CASES.....									
REMANDS FROM HIGHER COURTS.....	70	0	0	0	0	0	1	0	1
PROBATION VIOLATIONS.....	80	0	0	0	0	0	0	0	0
MISTRIALS.....	85	0	0	0	0	0	0	0	0
APPEARANCE AFTER BENCH WARRANT ISSUED.....	90	1	0	17	7	0	0	0	2
SERVICE MADE/ARRAIGNMENT.....	95	4	5	8	0	0	705	38	761
APPEALS FROM MAGISTRATES.....	100	0	0	0	0	0	0	0	0
OTHER.....	105	0	0	1	1	0	17	0	20
SUBTOTAL (ADD LINES 70 THROUGH 100).....	110	5	5	26	8	0	723	38	807
TOTAL ACTIVE CASELOAD THIS YEAR (ADD LINES 60 AND 110).....	120	43	72	560	384	1568	1988	152	4792
JUDICIAL DISPOSITIONS.....									
GUILTY PLEAS.....	130	15	1	153	123	9	0	0	301
INFORMAL CIVIL HEARINGS BY JUDGE.....	140	0	0	0	0	260	0	0	260
FORMAL CIVIL HEARINGS BY JUDGE.....	145	0	0	0	0	20	0	0	20
TRIALS WITHOUT JURY.....	150	3	2	26	33	0	15	12	99
TRIALS BY JURY.....	155	0	0	2	1	0	5	0	8
DISMISSALS.....	160	4	3	247	146	6	217	49	680
PRELIMINARY EXAMS WAIVED.....	170	0	13	0	0	0	0	0	13
PRELIMINARY EXAMS CONDUCTED.....	175	0	21	0	0	0	0	0	21
BENCH WARRANTS.....	180	3	0	30	25	0	0	0	58
NO PROGRESS.....	185	0	0	0	0	0	39	0	39
OTHER JUDICIAL DISPOSITIONS.....	190	6	13	14	17	366	582	57	1059
SUBTOTAL (ADD LINES 130 THROUGH 190).....	200	31	53	472	345	661	858	118	2558
OTHER DISPOSITIONS.....									
MAGISTRATES - GUILTY AND ADMISSIONS.....	210	0	0	0	0	0	0	0	0
MAGISTRATES - INFORMAL HEARINGS - CIVIL.....	215	0	0	0	0	0	0	0	0
TRAFFIC BUREAU.....	220	0	0	0	0	851	0	0	851
NON-SERVICE.....	230	5	11	0	0	0	770	25	813
SUBTOTAL (ADD LINES 210 THROUGH 230).....	240	5	11	0	0	851	770	25	1664
TOTAL DISPOSITIONS (ADD LINES 200 AND 240).....	250	36	64	472	345	1512	1628	143	4222
PENDING CASES AT THE END OF YEAR.....									
INACTIVE: BENCH WARRANTS (LINES 10 - 90 + 180).....	260	2	5	26	31	0	0	0	64
INACTIVE: NON-SERVICE (LINES 20 - 95 + 230).....	270	1	9	20	0	0	227	7	265
ACTIVE PENDING (SUBTRACT LINE 250 FROM LINE 120).....	280	7	8	88	39	56	360	9	570
TOTAL CASES PENDING AT END OF YEAR(LINES 260+270+280).....	290	10	22	134	70	56	587	16	899
CIVIL CASES PENDING OVER 1 YEAR.....	300	0	0	0	0	33	10	0	43

REGION 2

DISTRICT #45B

OAK PARK

* C R I M I N A L *					* C I V I L *				* T *	

* STATE OFFENSE * ORDINANCE *					* CIVIL *		* SUM-		* T *	

L	* NON	* TRAF-	* TRAF-	* TRAF-	* TRAF-	* CIVIL	* SMALL	* MARY	* A *	

N	* TRAF-	* TRAF-	* TRAF-	* TRAF-	* CTIONS*	* CIVIL	* CLAIMS*	* PROC.	* S *	

E	* FIC	* FIC	* FIC	* FIC	*	*	*	*	* *	

PENDING CASES AT THE BEGINNING OF THE YEAR.....										
INACTIVE BENCH WARRANTS.....	10	25	223	928	182	0	0	0	0	1358
INACTIVE: NON-SERVICE.....	20	1	0	1289	0	0	185	11	14	1500
TOTAL (ADD LINES 10 AND 20).....	30	26	223	2217	182	0	185	11	14	2858
ACTIVE PENDING.....	40	66	120	264	223	1300	420	25	30	2448
NEW CASES FILED THIS YEAR.....	50	60	410	2347	1012	7066	981	256	636	12768
SUBTOTAL ACTIVE.....	60	126	530	2611	1235	8366	1401	281	666	15216
RE-OPENED CASES.....										
REMANDS FROM HIGHER COURTS.....	70	0	5	0	0	0	1	0	0	6
PROBATION VIOLATIONS.....	80	0	0	11	10	0	0	0	0	21
MISTRIALS.....	85	0	0	0	0	0	1	0	0	1
APPEARANCE AFTER BENCH WARRANT ISSUED.....	90	8	34	157	50	0	0	0	0	249
SERVICE MADE/ARRAIGNMENT.....	95	4	33	220	0	0	484	76	120	937
APPEALS FROM MAGISTRATES.....	100	0	0	0	0	0	0	0	0	0
OTHER.....	105	0	0	0	0	0	43	6	0	49
SUBTOTAL (ADD LINES 70 THROUGH 100).....	110	12	72	388	60	0	529	82	120	1263
TOTAL ACTIVE CASELOAD THIS YEAR (ADD LINES 60 AND 110).....	120	138	602	2999	1295	8366	1930	363	786	16479
JUDICIAL DISPOSITIONS.....										
GUILTY PLEAS.....	130	30	75	895	173	889	0	0	0	2062
INFORMAL CIVIL HEARINGS BY JUDGE.....	140	0	0	0	0	4	0	0	0	4
FORMAL CIVIL HEARINGS BY JUDGE.....	145	0	0	0	0	18	0	0	0	18
TRIALS WITHOUT JURY.....	150	0	2	3	4	0	51	65	27	152
TRIALS BY JURY.....	155	1	0	0	1	0	10	0	0	12
DISMISSALS.....	160	5	84	732	211	714	388	86	323	2543
PRELIMINARY EXAMS WAIVED.....	170	1	100	0	0	0	0	0	0	101
PRELIMINARY EXAMS CONDUCTED.....	175	1	125	0	0	0	0	0	0	126
BENCH WARRANTS.....	180	10	43	262	43	0	0	0	0	358
NO PROGRESS.....	185	0	0	0	0	0	63	0	0	63
OTHER JUDICIAL DISPOSITIONS.....	190	11	0	158	117	1970	620	98	295	3269
SUBTOTAL (ADD LINES 130 THROUGH 190).....	200	59	429	2050	549	3595	1132	249	645	8708
OTHER DISPOSITIONS.....										
MAGISTRATES - GUILTY AND ADMISSIONS.....	210	0	0	3	2	14	0	0	0	19
MAGISTRATES - INFORMAL HEARINGS - CIVIL.....	215	0	0	0	0	85	0	0	0	85
TRAFFIC BUREAU.....	220	16	0	420	330	3371	0	0	0	4137
NON-SERVICE.....	230	7	42	249	0	0	479	79	109	965
SUBTOTAL (ADD LINES 210 THROUGH 230).....	240	23	42	672	332	3470	479	79	109	5206
TOTAL DISPOSITIONS (ADD LINES 200 AND 240).....	250	82	471	2722	881	7065	1611	328	754	13914
PENDING CASES AT THE END OF YEAR.....										
INACTIVE: BENCH WARRANTS (LINES 10 - 90 + 180).....	260	27	232	1033	175	0	0	0	0	1467
INACTIVE: NON-SERVICE (LINES 20 - 95 + 230).....	270	4	9	1318	0	0	180	14	3	1528
ACTIVE PENDING (SUBTRACT LINE 250 FROM LINE 120).....	280	56	131	277	414	1301	319	35	32	2565
TOTAL CASES PENDING AT END OF YEAR(LINES 260+270+280).....	290	87	372	2628	589	1301	499	49	35	5560
CIVIL CASES PENDING OVER 1 YEAR.....	300	0	0	0	0	0	96	0	1	97

REGION 2

DISTRICT #47-2

FARMINGTON

* C R I M I N A L *					* C I V I L *				* T *	
*****					*****				*****	
* STATE OFFENSE *					* O R D I N A N C E *				* S U M - *	
*****					*****				*****	
L	* NON	* NON	* NON	* NON	CIVIL	* INFRA	* SMALL	* MARY	* A	* T
N	* TRAF-	* TRAF-	* TRAF-	* TRAF-	CTIONS*	CIVIL	CLAIMS*	PROC.	L	S
E	* FIC	* FIC	* FIC	* FIC	*	*	*	*	S	*

PENDING CASES AT THE BEGINNING OF THE YEAR.....										
INACTIVE BENCH WARRANTS.....	10	15	181	184	87	0	16	0	0	483
INACTIVE: NON-SERVICE.....	20	291	18	322	101	0	324	93	69	1218
TOTAL (ADD LINES 10 AND 20).....	30	306	199	506	188	0	340	93	69	1701
ACTIVE PENDING.....	40	1000	221	235	111	2390	331	133	34	4455
NEW CASES FILED THIS YEAR.....	50	706	374	1628	853	12959	1303	713	409	18945
SUBTOTAL ACTIVE.....	60	1706	595	1863	964	15349	1634	846	443	23400
RE-OPENED CASES.....										
REMANDS FROM HIGHER COURTS.....	70	0	9	0	0	0	2	0	0	11
PROBATION VIOLATIONS.....	80	15	8	6	21	0	0	0	0	50
MISTRIALS.....	85	4	0	0	0	0	0	0	0	4
APPEARANCE AFTER BENCH WARRANT ISSUED.....	90	33	36	36	42	0	8	0	0	155
SERVICE MADE/ARRAIGNMENT.....	95	61	31	169	27	0	671	179	84	1222
APPEALS FROM MAGISTRATES.....	100	0	0	0	0	0	0	0	0	0
OTHER.....	105	0	3	0	70	0	83	0	0	156
SUBTOTAL (ADD LINES 70 THROUGH 100).....	110	113	87	211	160	0	764	179	84	1598
TOTAL ACTIVE CASELOAD THIS YEAR (ADD LINES 60 AND 110).....	120	1819	682	2074	1124	15349	2398	1025	527	24998
JUDICIAL DISPOSITIONS.....										
GUILTY PLEAS.....	130	246	63	553	454	2506	0	0	0	3822
INFORMAL CIVIL HEARINGS BY JUDGE.....	140	0	0	0	0	517	0	0	0	517
FORMAL CIVIL HEARINGS BY JUDGE.....	145	0	0	0	0	153	0	0	0	153
TRIALS WITHOUT JURY.....	150	53	25	95	54	0	75	128	10	440
TRIALS BY JURY.....	155	2	1	0	0	0	9	0	0	12
DISMISSALS.....	160	403	117	722	349	1767	433	158	176	4125
PRELIMINARY EXAMS WAIVED.....	170	0	123	0	0	0	0	0	0	123
PRELIMINARY EXAMS CONDUCTED.....	175	0	114	0	0	0	0	0	0	114
BENCH WARRANTS.....	180	53	37	205	75	7	20	0	0	397
NO PROGRESS.....	185	0	0	0	0	0	72	19	9	100
OTHER JUDICIAL DISPOSITIONS.....	190	0	9	71	159	51	736	300	224	1550
SUBTOTAL (ADD LINES 130 THROUGH 190).....	200	757	489	1646	1091	5001	1345	605	419	11353
OTHER DISPOSITIONS.....										
MAGISTRATES - GUILTY AND ADMISSIONS.....	210	0	0	0	0	0	0	0	0	0
MAGISTRATES - INFORMAL HEARINGS - CIVIL.....	215	0	0	0	0	0	0	0	0	0
TRAFFIC BUREAU.....	220	436	31	203	33	9108	0	0	0	9811
NON-SERVICE.....	230	177	93	96	28	0	728	230	94	1446
SUBTOTAL (ADD LINES 210 THROUGH 230).....	240	613	124	299	61	9108	728	230	94	11257
TOTAL DISPOSITIONS (ADD LINES 200 AND 240).....	250	1370	613	1945	1152	14109	2073	835	513	22610
PENDING CASES AT THE END OF YEAR.....										
INACTIVE: BENCH WARRANTS (LINES 10 - 90 + 180).....	260	35	182	353	120	7	28	0	0	725
INACTIVE: NON-SERVICE (LINES 20 - 95 + 230).....	270	407	80	249	102	0	381	144	79	1442
ACTIVE PENDING (SUBTRACT LINE 250 FROM LINE 120).....	280	449	69	129	-28	1240	325	190	14	2388
TOTAL CASES PENDING AT END OF YEAR(LINES 260+270+280).....	290	891	331	731	194	1247	734	334	93	4555
CIVIL CASES PENDING OVER 1 YEAR.....										
	300	0	0	0	0	0	75	0	0	75

REGION 2

DISTRICT #48

BLOOMFIELD TOWNSHIP

* C R I M I N A L *					* C I V I L *				* T *
* STATE OFFENSE * ORDINANCE *									* O *
L	* NON	* NON	* NON	* NON	CIVIL	* SUM-	* MARY	* A	
I	* TRAF-	* TRAF-	* TRAF-	* TRAF-	INFRA	* SMALL	* CLAIMS	* L	
N	* FIC	* FIC	* FIC	* FIC	CTIONS	* CIVIL	* PROC.	* S	
E									

PENDING CASES AT THE BEGINNING OF THE YEAR.....									
INACTIVE BENCH WARRANTS.....	10	24	30	550	68	0	4	0	676
INACTIVE: NON-SERVICE.....	20	97	353	1143	142	447	300	43	2553
TOTAL (ADD LINES 10 AND 20).....	30	121	383	1693	210	447	304	43	3229
ACTIVE PENDING.....	40	151	166	736	328	1703	680	33	3809
NEW CASES FILED THIS YEAR.....	50	577	959	4462	907	21706	2082	722	31792
SUBTOTAL ACTIVE.....	60	728	1125	5198	1235	23409	2762	755	35601
RE-OPENED CASES.....									
REMANDS FROM HIGHER COURTS.....	70	0	8	0	0	0	6	0	14
PROBATION VIOLATIONS.....	80	7	4	2	1	0	0	0	14
MISTRIALS.....	85	0	0	0	0	0	0	0	0
APPEARANCE AFTER BENCH WARRANT ISSUED.....	90	16	30	206	21	0	2	0	275
SERVICE MADE/ARRAIGNMENT.....	95	21	17	352	78	104	1561	207	2405
APPEALS FROM MAGISTRATES.....	100	0	0	0	0	0	0	0	0
OTHER.....	105	0	0	0	0	0	79	4	85
SUBTOTAL (ADD LINES 70 THROUGH 100).....	110	44	59	560	100	104	1648	211	2793
TOTAL ACTIVE CASELOAD THIS YEAR (ADD LINES 60 AND 110).....	120	772	1184	5758	1335	23513	4410	966	38394
JUDICIAL DISPOSITIONS.....									
GUILTY PLEAS.....	130	310	266	1935	343	940	0	0	3794
INFORMAL CIVIL HEARINGS BY JUDGE.....	140	0	0	0	0	1191	0	0	1191
FORMAL CIVIL HEARINGS BY JUDGE.....	145	0	0	0	0	265	0	0	265
TRIALS WITHOUT JURY.....	150	6	18	91	36	0	148	92	408
TRIALS BY JURY.....	155	0	3	0	1	0	20	0	24
DISMISSALS.....	160	88	182	797	464	516	192	34	2277
PRELIMINARY EXAMS WAIVED.....	170	4	177	0	0	0	0	0	181
PRELIMINARY EXAMS CONDUCTED.....	175	0	183	0	0	0	0	0	183
BENCH WARRANTS.....	180	17	28	272	31	0	11	2	361
NO PROGRESS.....	185	0	0	0	0	0	108	13	130
OTHER JUDICIAL DISPOSITIONS.....	190	2	0	25	10	175	1719	339	2510
SUBTOTAL (ADD LINES 130 THROUGH 190).....	200	427	857	3120	885	3087	2198	480	11324
OTHER DISPOSITIONS.....									
MAGISTRATES - GUILTY AND ADMISSIONS.....	210	0	0	0	0	0	0	0	0
MAGISTRATES - INFORMAL HEARINGS - CIVIL.....	215	0	0	0	0	0	0	0	0
TRAFFIC BUREAU.....	220	113	30	1490	19	17006	0	0	18658
NON-SERVICE.....	230	60	33	536	38	378	1306	354	2807
SUBTOTAL (ADD LINES 210 THROUGH 230).....	240	173	63	2026	57	17384	1306	354	21465
TOTAL DISPOSITIONS (ADD LINES 200 AND 240).....	250	600	920	5146	942	20471	3504	834	32789
PENDING CASES AT THE END OF YEAR.....									
INACTIVE: BENCH WARRANTS (LINES 10 - 90 + 180).....	260	25	28	616	78	0	13	2	762
INACTIVE: NON-SERVICE (LINES 20 - 95 + 230).....	270	136	369	1327	102	721	45	190	2955
ACTIVE PENDING (SUBTRACT LINE 250 FROM LINE 120).....	280	172	264	612	393	3042	906	132	5605
TOTAL CASES PENDING AT END OF YEAR (LINES 260+270+280).....	290	333	661	2555	573	3763	964	324	9322
CIVIL CASES PENDING OVER 1 YEAR.....	300	0	0	0	0	0	0	0	0

REGION 2

DISTRICT #50

PONTIAC

	* C R I M I N A L *				* C I V I L *				T
	* STATE OFFENSE * ORDINANCE *								O
L	*****				CIVIL	* SUM-			A
I	* NON	* NON	* NON	* NON	* INFRA	* SMALL	* MARY	* L	
N	* TRAF-	* TRAF-	* TRAF-	* TRAF-	* CTIONS	* CIVIL	* CLAIMS	* PROC.	S
E	* FIC	* FIC	* FIC	* FIC					
PENDING CASES AT THE BEGINNING OF THE YEAR.....									
INACTIVE BENCH WARRANTS.....	10	11	188	373	524	0	0	0	1096
INACTIVE: NON-SERVICE.....	20	507	638	4333	1187	0	999	174	7962
TOTAL (ADD LINES 10 AND 20).....	30	518	826	4706	1711	0	999	174	9058
ACTIVE PENDING.....	40	45	502	355	524	0	2237	141	3958
NEW CASES FILED THIS YEAR.....	50	2563	1636	11271	4736	26200	3208	916	53210
SUBTOTAL ACTIVE.....	60	2608	2138	11626	5260	26200	5445	1057	57168
RE-OPENED CASES.....									
REMANDS FROM HIGHER COURTS.....	70	0	17	0	0	0	24	0	41
PROBATION VIOLATIONS.....	80	0	6	0	126	0	0	0	132
MISTRIALS.....	85	0	0	0	0	0	0	0	0
APPEARANCE AFTER BENCH WARRANT ISSUED.....	90	9	120	5	286	61	0	0	481
SERVICE MADE/ARRAIGNMENT.....	95	207	643	287	4549	0	2595	511	9897
APPEALS FROM MAGISTRATES.....	100	0	0	0	0	0	0	0	0
OTHER.....	105	11	112	98	438	0	154	42	979
SUBTOTAL (ADD LINES 70 THROUGH 100).....	110	227	898	390	5399	61	2773	553	11530
TOTAL ACTIVE CASELOAD THIS YEAR (ADD LINES 60 AND 110).....	120	2835	3036	12016	10659	26261	8218	1610	68698
JUDICIAL DISPOSITIONS.....									
GUILTY PLEAS.....	130	85	616	2442	3049	2515	0	0	8707
INFORMAL CIVIL HEARINGS BY JUDGE.....	140	0	0	0	0	1714	0	0	1714
FORMAL CIVIL HEARINGS BY JUDGE.....	145	0	0	0	0	0	0	0	0
TRIALS WITHOUT JURY.....	150	180	51	741	635	0	30	0	1637
TRIALS BY JURY.....	155	1	3	0	23	0	8	0	35
DISMISSALS.....	160	971	407	1855	1137	3222	476	294	9134
PRELIMINARY EXAMS WAIVED.....	170	0	259	0	0	0	0	0	259
PRELIMINARY EXAMS CONDUCTED.....	175	0	298	0	0	0	0	0	298
BENCH WARRANTS.....	180	200	190	10	425	6200	5	0	7030
NO PROGRESS.....	185	0	0	0	0	0	79	0	79
OTHER JUDICIAL DISPOSITIONS.....	190	0	51	0	3552	772	2771	480	9509
SUBTOTAL (ADD LINES 130 THROUGH 190).....	200	1437	1875	5048	8821	14423	3369	774	38402
OTHER DISPOSITIONS.....									
MAGISTRATES - GUILTY AND ADMISSIONS.....	210	89	14	233	82	2638	0	0	3056
MAGISTRATES - INFORMAL HEARINGS - CIVIL.....	215	0	0	0	0	122	0	0	122
TRAFFIC BUREAU.....	220	0	71	0	0	14754	0	0	14825
NON-SERVICE.....	230	507	655	1873	1258	0	2675	587	8485
SUBTOTAL (ADD LINES 210 THROUGH 230).....	240	596	740	2106	1340	17514	2675	587	26488
TOTAL DISPOSITIONS (ADD LINES 200 AND 240).....	250	2033	2615	7154	10161	31937	6044	1361	64890
PENDING CASES AT THE END OF YEAR.....									
INACTIVE: BENCH WARRANTS (LINES 10 - 90 + 180).....	260	202	258	378	663	6139	5	0	7645
INACTIVE: NON-SERVICE (LINES 20 - 95 + 230).....	270	807	650	5919	-2104	0	1079	250	6550
ACTIVE PENDING (SUBTRACT LINE 250 FROM LINE 120).....	280	802	421	4862	498	-5676	2174	249	3808
TOTAL CASES PENDING AT END OF YEAR(LINES 260+270+280).....	290	1811	1329	11159	-943	463	3258	499	18003
CIVIL CASES PENDING OVER 1 YEAR.....	300	0	0	0	0	0	0	0	0

REGION 2

DISTRICT #51

WATERFORD TOWNSHIP

* C R I M I N A L *					* C I V I L *				* T *	

* STATE OFFENSE *		* ORDINANCE *			* CIVIL *	* INFRA *	* SMALL *	* MARY *	* SUM- * T *	

L	* TRAF- * TRAF- * TRAF- * TRAF- *				* CTIONS *	* CIVIL *	* CLAIMS *	* PROC. *	* S *	

E	* FIC *	* FIC *	* FIC *	* FIC *	* * * * *	* * * * *	* * * * *	* * * * *	* * * * *	

PENDING CASES AT THE BEGINNING OF THE YEAR.....										
INACTIVE BENCH WARRANTS.....	10	123	112	102	254	0	3	0	2	596
INACTIVE: NON-SERVICE.....	20	270	369	140	239	0	54	84	29	1205
TOTAL (ADD LINES 10 AND 20).....	30	393	501	242	493	0	57	84	31	1801
ACTIVE PENDING.....	40	652	605	475	692	408	287	63	16	3198
NEW CASES FILED THIS YEAR.....	50	1842	1833	1000	1288	7833	828	810	730	16164
SUBTOTAL ACTIVE.....	60	2494	2438	1475	1980	8241	1115	873	746	19362
RE-OPENED CASES.....										
REMANDS FROM HIGHER COURTS.....	70	0	3	0	0	0	119	0	2	124
PROBATION VIOLATIONS.....	80	0	0	0	108	0	0	0	0	108
MISTRIALS.....	85	0	0	0	0	0	0	0	0	0
APPEARANCE AFTER BENCH WARRANT ISSUED.....	90	24	25	22	21	0	0	0	0	92
SERVICE MADE/ARRAIGNMENT.....	95	330	349	121	245	0	225	121	132	1523
APPEALS FROM MAGISTRATES.....	100	0	0	0	0	0	0	0	0	0
OTHER.....	105	0	0	0	0	1004	0	0	0	1004
SUBTOTAL (ADD LINES 70 THROUGH 100).....	110	354	377	143	374	1004	344	121	134	2851
TOTAL ACTIVE CASELOAD THIS YEAR (ADD LINES 60 AND 110).....	120	2848	2815	1618	2354	9245	1459	994	880	22213
JUDICIAL DISPOSITIONS.....										
GUILTY PLEAS.....	130	1446	1167	758	790	5918	0	0	0	10079
INFORMAL CIVIL HEARINGS BY JUDGE.....	140	0	0	0	0	637	0	0	0	637
FORMAL CIVIL HEARINGS BY JUDGE.....	145	0	0	0	0	82	0	0	0	82
TRIALS WITHOUT JURY.....	150	8	13	17	18	0	2	6	6	70
TRIALS BY JURY.....	155	5	0	4	6	0	9	0	1	25
DISMISSALS.....	160	92	231	111	414	0	206	302	252	1608
PRELIMINARY EXAMS WAIVED.....	170	2	174	0	0	0	0	0	0	176
PRELIMINARY EXAMS CONDUCTED.....	175	1	154	0	0	0	0	0	0	155
BENCH WARRANTS.....	180	111	61	94	142	0	1	0	0	409
NO PROGRESS.....	185	0	0	0	0	0	54	9	0	63
OTHER JUDICIAL DISPOSITIONS.....	190	1	20	0	0	1248	273	314	347	2203
SUBTOTAL (ADD LINES 130 THROUGH 190).....	200	1666	1820	984	1370	7885	545	631	606	15507
OTHER DISPOSITIONS.....										
MAGISTRATES - GUILTY AND ADMISSIONS.....	210	6	2	5	1	64	0	0	0	78
MAGISTRATES - INFORMAL HEARINGS - CIVIL.....	215	0	0	0	0	159	0	0	0	159
TRAFFIC BUREAU.....	220	0	0	0	0	0	0	0	0	0
NON-SERVICE.....	230	326	391	149	288	0	610	66	164	1994
SUBTOTAL (ADD LINES 210 THROUGH 230).....	240	332	393	154	289	223	510	66	164	2231
TOTAL DISPOSITIONS (ADD LINES 200 AND 240).....	250	1998	2213	1138	1659	8108	1155	697	770	17738
PENDING CASES AT THE END OF YEAR.....										
INACTIVE: BENCH WARRANTS (LINES 10 - 90 + 180).....	260	210	148	174	375	0	4	0	2	913
INACTIVE: NON-SERVICE (LINES 20 - 95 + 230).....	270	266	431	168	282	0	439	29	61	1676
ACTIVE PENDING (SUBTRACT LINE 250 FROM LINE 120).....	280	850	602	480	695	1137	304	297	110	4475
TOTAL CASES PENDING AT END OF YEAR(LINES 260+270+280).....	290	1326	1181	822	1352	1137	747	326	173	7064
CIVIL CASES PENDING OVER 1 YEAR.....	300	0	0	0	0	0	0	0	0	0

REGION 2

DISTRICT #52-1

OAKLAND COUNTY - WALLED LAKE

* C R I M I N A L *					* C I V I L *				* T *	

* STATE OFFENSE * ORDINANCE *					* CIVIL *		* SUM-		* T *	

L	* NON	* NON	* NON	* NON	* CIVIL	* SMALL	* MARY	* A *		
I	* TRAF-	* TRAF-	* TRAF-	* TRAF-	* CTIONS*	* CIVIL	* CLAIMS*	* PROC.	* L *	
N	* FIC	* FIC	* FIC	* FIC	*	*	*	*	* S *	
E	*	*	*	*	*	*	*	*	* S *	

PENDING CASES AT THE BEGINNING OF THE YEAR.....										
INACTIVE BENCH WARRANTS.....	10	65	103	263	104	0	0	0	0	535
INACTIVE: NON-SERVICE.....	20	403	316	247	192	1	451	90	120	1820
TOTAL (ADD LINES 10 AND 20).....	30	468	419	510	296	1	451	90	120	2355
ACTIVE PENDING.....	40	502	271	426	399	910	734	160	152	3554
NEW CASES FILED THIS YEAR.....	50	1993	2423	2687	2120	13531	1942	809	1800	27305
SUBTOTAL ACTIVE.....	60	2495	2694	3113	2519	14441	2676	969	1952	30859
RE-OPENED CASES.....										
REMANDS FROM HIGHER COURTS.....	70	0	11	0	0	0	75	0	0	86
PROBATION VIOLATIONS.....	80	16	22	26	14	0	0	0	0	78
MISTRIALS.....	85	0	0	0	0	0	0	0	0	0
APPEARANCE AFTER BENCH WARRANT ISSUED.....	90	141	138	162	116	0	0	0	0	557
SERVICE MADE/ARRAIGNMENT.....	95	271	214	209	169	0	919	274	466	2522
APPEALS FROM MAGISTRATES.....	100	0	0	0	0	47	0	0	0	47
OTHER.....	105	0	0	0	0	240	32	2	0	274
SUBTOTAL (ADD LINES 70 THROUGH 100).....	110	428	385	397	299	287	1026	276	466	3564
TOTAL ACTIVE CASELOAD THIS YEAR (ADD LINES 60 AND 110).....	120	2923	3079	3510	2818	14728	3702	1245	2418	34423
JUDICIAL DISPOSITIONS.....										
GUILTY PLEAS.....	130	856	521	916	419	1184	0	0	0	3896
INFORMAL CIVIL HEARINGS BY JUDGE.....	140	0	0	0	0	374	0	0	0	374
FORMAL CIVIL HEARINGS BY JUDGE.....	145	0	0	0	0	132	0	0	0	132
TRIALS WITHOUT JURY.....	150	16	26	27	39	0	65	184	176	533
TRIALS BY JURY.....	155	17	26	8	3	0	10	0	0	64
DISMISSALS.....	160	448	419	492	628	1767	519	223	503	4997
PRELIMINARY EXAMS WAIVED.....	170	17	262	0	0	0	0	0	0	279
PRELIMINARY EXAMS CONDUCTED.....	175	20	196	0	0	0	0	0	0	216
BENCH WARRANTS.....	180	193	167	165	122	0	0	0	0	647
NO PROGRESS.....	185	0	0	0	0	0	113	26	74	213
OTHER JUDICIAL DISPOSITIONS.....	190	40	46	53	53	2127	1161	353	1035	4868
SUBTOTAL (ADD LINES 130 THROUGH 190).....	200	1605	1663	1661	1264	5584	1868	786	1788	16219
OTHER DISPOSITIONS.....										
MAGISTRATES - GUILTY AND ADMISSIONS.....	210	0	0	0	0	0	0	0	0	0
MAGISTRATES - INFORMAL HEARINGS - CIVIL.....	215	0	0	0	0	0	0	0	0	0
TRAFFIC BUREAU.....	220	670	754	911	643	8418	0	0	0	11396
NON-SERVICE.....	230	103	361	183	186	0	1226	371	536	2966
SUBTOTAL (ADD LINES 210 THROUGH 230).....	240	773	1115	1094	829	8418	1226	371	536	14362
TOTAL DISPOSITIONS (ADD LINES 200 AND 240).....	250	2378	2778	2755	2093	14002	3094	1157	2324	30581
PENDING CASES AT THE END OF YEAR.....										
INACTIVE: BENCH WARRANTS (LINES 10 - 90 + 180).....	260	117	132	266	110	0	0	0	0	625
INACTIVE: NON-SERVICE (LINES 20 - 95 + 230).....	270	235	463	221	209	1	758	187	190	2264
ACTIVE PENDING (SUBTRACT LINE 250 FROM LINE 120).....	280	545	301	755	725	726	608	88	94	3842
TOTAL CASES PENDING AT END OF YEAR (LINES 260+270+280).....	290	897	896	1242	1044	727	1366	275	284	6731
CIVIL CASES PENDING OVER 1 YEAR.....	300	0	0	0	0	0	113	6	5	124

REGION 2

DISTRICT #52-2

OAKLAND COUNTY - CLARKSTON

* C R I M I N A L *					* C I V I L *				* T *	

* STATE OFFENSE * ORDINANCE *					* CIVIL *		* SUM-		* A *	

L	* NON	* NON	* NON	* NON	* INFRA	* SMALL	* MARY	* L *		

N	* TRAF-	* TRAF-	* TRAF-	* TRAF-	* CTIONS*	* CIVIL	* CLAIMS*	* S *		

E	* FIC	* FIC	* FIC	* FIC	*****					

PENDING CASES AT THE BEGINNING OF THE YEAR.....										
INACTIVE BENCH WARRANTS.....	10	77	30	9	5	0	0	0	0	121
INACTIVE: NON-SERVICE.....	20	284	188	67	35	0	107	34	11	726
TOTAL (ADD LINES 10 AND 20).....	30	361	218	76	40	0	107	34	11	847
ACTIVE PENDING.....	40	204	170	29	23	213	185	25	17	866
NEW CASES FILED THIS YEAR.....	50	1977	1647	578	463	7727	667	334	238	13631
SUBTOTAL ACTIVE.....	60	2181	1817	607	486	7940	852	359	255	14497
RE-OPENED CASES.....										
REMANDS FROM HIGHER COURTS.....	70	0	10	0	0	0	0	0	0	10
PROBATION VIOLATIONS.....	80	11	11	1	1	0	0	0	0	24
MISTRIALS.....	85	0	0	0	0	0	0	0	0	0
APPEARANCE AFTER BENCH WARRANT ISSUED.....	90	44	10	20	3	0	0	0	0	77
SERVICE MADE/ARRAIGNMENT.....	95	325	265	39	40	0	266	72	34	1041
APPEALS FROM MAGISTRATES.....	100	0	0	0	0	1	0	0	0	1
OTHER.....	105	0	0	0	5	36	0	15	0	56
SUBTOTAL (ADD LINES 70 THROUGH 100).....	110	380	296	60	49	37	265	87	34	1209
TOTAL ACTIVE CASELOAD THIS YEAR (ADD LINES 60 AND 110).....	120	2561	2113	667	535	7977	1118	446	289	15706
JUDICIAL DISPOSITIONS.....										
GUILTY PLEAS.....	130	615	719	137	197	662	0	0	0	2330
INFORMAL CIVIL HEARINGS BY JUDGE.....	140	0	0	0	0	290	0	0	0	290
FORMAL CIVIL HEARINGS BY JUDGE.....	145	0	0	0	0	54	0	0	0	54
TRIALS WITHOUT JURY.....	150	34	19	6	11	0	64	147	151	432
TRIALS BY JURY.....	155	1	3	-0	0	0	6	0	1	11
DISMISSALS.....	160	239	161	45	125	117	94	29	7	817
PRELIMINARY EXAMS WAIVED.....	170	11	105	0	0	0	0	0	0	116
PRELIMINARY EXAMS CONDUCTED.....	175	5	81	0	0	0	0	0	0	86
BENCH WARRANTS.....	180	65	28	23	9	0	0	0	0	125
NO PROGRESS.....	185	0	0	0	0	0	27	6	0	33
OTHER JUDICIAL DISPOSITIONS.....	190	14	18	7	1	2005	433	133	65	2676
SUSTOTAL (ADD LINES 130 THROUGH 190).....	200	984	1134	218	343	3128	624	315	224	6970
OTHER DISPOSITIONS.....										
MAGISTRATES - GUILTY AND ADMISSIONS.....	210	0	0	0	0	0	0	0	0	0
MAGISTRATES - INFORMAL HEARINGS - CIVIL.....	215	0	0	0	0	0	0	0	0	0
TRAFFIC BUREAU.....	220	1218	651	246	14	4828	0	0	0	6957
NON-SERVICE.....	230	272	300	26	35	0	345	123	52	1153
SUBTOTAL (ADD LINES 210 THROUGH 230).....	240	1490	951	272	49	4828	345	123	52	8110
TOTAL DISPOSITIONS (ADD LINES 200 AND 240).....	250	2474	2085	490	392	7956	969	438	276	15080
PENDING CASES AT THE END OF YEAR.....										
INACTIVE: BENCH WARRANTS (LINES 10 - 90 + 180).....	260	98	48	12	11	0	0	0	0	169
INACTIVE: NON-SERVICE (LINES 20 - 95 + 230).....	270	231	223	54	30	0	186	85	29	838
ACTIVE PENDING (SUBTRACT LINE 250 FROM LINE 120).....	280	87	28	177	143	21	149	8	13	626
TOTAL CASES PENDING AT END OF YEAR(LINES 260+270+280).....	290	416	299	243	184	21	335	93	42	1633
CIVIL CASES PENDING OVER 1 YEAR.....	300	0	0	0	0	0	69	32	2	103

OAKLAND COUNTY - ROCHESTER

* C R I M I N A L *					* C I V I L *				* T *	

* STATE OFFENSE * ORDINANCE *					* CIVIL *		* SUM- *		* T *	

* NON * NON * CIVIL * * * * *					* INFRA * * * * *		* SMALL * MARY * * * * *		* A * * * * *	

* TRAF- * TRAF- * TRAF- * TRAF- * CTIONS*					* CIVIL * * * * *		* CLAIMS* * * * *		* S * * * * *	
* FIC * FIC * FIC * FIC * * * * *					* * * * *		* * * * *		* * * * *	

PENDING CASES AT THE BEGINNING OF THE YEAR.....										
INACTIVE BENCH WARRANTS.....	10	255	117	191	90	0	0	0	0	653
INACTIVE: NON-SERVICE.....	20	938	541	318	243	0	251	79	64	2434
TOTAL (ADD LINES 10 AND 20).....	30	1193	658	509	333	0	251	79	64	3087
ACTIVE PENDING.....	40	1024	533	411	364	804	429	82	68	3715
NEW CASES FILED THIS YEAR.....	50	2458	1923	1931	1972	12876	1757	1043	1307	25267
SUBTOTAL ACTIVE.....	60	3482	2456	2342	2336	13680	2186	1125	1375	28982
RE-OPENED CASES.....										
REMANDS FROM HIGHER COURTS.....	70	2	20	0	0	0	0	0	0	22
PROBATION VIOLATIONS.....	80	1	8	1	1	0	0	0	0	11
MISTRIALS.....	85	0	0	0	0	0	0	0	0	0
APPEARANCE AFTER BENCH WARRANT ISSUED.....	90	51	18	23	9	0	0	0	0	101
SERVICE MADE/ARRAIGNMENT.....	95	282	152	134	257	0	823	344	252	2244
APPEALS FROM MAGISTRATES.....	100	0	0	0	0	0	0	0	0	0
OTHER.....	105	0	0	0	0	0	10	1	1	12
SUBTOTAL (ADD LINES 70 THROUGH 100).....	110	336	198	158	267	0	833	345	253	2390
TOTAL ACTIVE CASELOAD THIS YEAR (ADD LINES 60 AND 110).....	120	3818	2654	2500	2603	13680	3019	1470	1628	31372
JUDICIAL DISPOSITIONS.....										
GUILTY PLEAS.....	130	878	509	650	555	768	0	0	0	3360
INFORMAL CIVIL HEARINGS BY JUDGE.....	140	0	0	0	0	392	0	0	0	392
FORMAL CIVIL HEARINGS BY JUDGE.....	145	0	0	0	0	39	0	0	0	39
TRIALS WITHOUT JURY.....	150	18	14	7	21	0	69	133	62	324
TRIALS BY JURY.....	155	2	1	3	0	0	3	0	0	9
DISMISSALS.....	160	408	432	338	467	1333	199	146	139	3462
PRELIMINARY EXAMS WAIVED.....	170	12	145	0	0	0	0	0	0	157
PRELIMINARY EXAMS CONDUCTED.....	175	21	145	0	0	0	0	0	0	166
BENCH WARRANTS.....	180	148	73	77	30	0	0	0	0	328
NO PROGRESS.....	185	0	0	0	0	0	106	25	47	178
OTHER JUDICIAL DISPOSITIONS.....	190	7	6	51	5	2673	1590	678	1054	6064
SUBTOTAL (ADD LINES 130 THROUGH 190).....	200	1494	1325	1126	1078	5205	1967	982	1302	14479
OTHER DISPOSITIONS.....										
MAGISTRATES - GUILTY AND ADMISSIONS.....	210	0	0	0	0	0	0	0	0	0
MAGISTRATES - INFORMAL HEARINGS - CIVIL.....	215	0	0	0	0	349	0	0	0	349
TRAFFIC BUREAU.....	220	1321	691	906	645	7830	0	0	0	11393
NON-SERVICE.....	230	153	142	95	163	0	954	468	316	2291
SUBTOTAL (ADD LINES 210 THROUGH 230).....	240	1474	833	1001	808	8179	954	468	316	14033
TOTAL DISPOSITIONS (ADD LINES 200 AND 240).....	250	2968	2158	2127	1886	13384	2921	1450	1618	28512
PENDING CASES AT THE END OF YEAR.....										
INACTIVE: BENCH WARRANTS (LINES 10 - 90 + 180).....	260	352	172	245	111	0	0	0	0	880
INACTIVE: NON-SERVICE (LINES 20 - 95 + 230).....	270	809	531	279	149	0	382	203	128	2481
ACTIVE PENDING (SUBTRACT LINE 250 FROM LINE 120).....	280	850	496	373	717	296	98	20	10	2860
TOTAL CASES PENDING AT END OF YEAR(LINES 260+270+280).....	290	2011	1199	897	977	296	480	223	138	6221
CIVIL CASES PENDING OVER 1 YEAR.....	300	0	0	0	0	0	0	0	0	0

OAKLAND COUNTY - TROY

* C R I M I N A L *					* C I V I L *					* T *

	* STATE OFFENSE *	* ORDINANCE *								* O *

L	*****				CIVIL *					* A *
I	* NON *	* NON *	* NON *	* NON *	INFRA *					* S *
N	* TRAF- * FIC	* TRAF- * FIC	* TRAF- * FIC	* TRAF- * FIC	CTIONS*	CIVIL *	SMALL *	MARY *	PROC.	* L *
E	* FIC	* FIC	* FIC	* FIC						* S *

PENDING CASES AT THE BEGINNING OF THE YEAR.....										
INACTIVE BENCH WARRANTS.....	10	531	242	1396	636	0	10	3	0	2818
INACTIVE: NON-SERVICE.....	20	25	185	0	0	75	187	24	2	498
TOTAL (ADD LINES 10 AND 20).....	30	556	427	1396	636	75	197	27	2	3316
ACTIVE PENDING.....	40	226	109	608	466	736	484	31	20	2680
NEW CASES FILED THIS YEAR.....	50	890	800	3966	1447	15323	1453	692	660	25231
SUBTOTAL ACTIVE.....	60	1116	909	4574	1913	16059	1937	723	680	27911
RE-OPENED CASES.....										
REMANDS FROM HIGHER COURTS.....	70	0	11	0	0	0	6	0	0	17
PROBATION VIOLATIONS.....	80	6	12	2	10	0	0	0	0	30
MISTRIALS.....	85	0	0	1	0	0	2	0	0	3
APPEARANCE AFTER BENCH WARRANT ISSUED.....	90	312	29	614	239	0	0	0	0	1194
SERVICE MADE/ARRAIGNMENT.....	95	4	72	0	0	0	458	96	40	670
APPEALS FROM MAGISTRATES.....	100	0	0	0	0	96	0	0	0	96
OTHER.....	105	0	0	0	0	79	81	0	0	160
SUBTOTAL (ADD LINES 70 THROUGH 100).....	110	322	124	617	249	175	547	96	40	2170
TOTAL ACTIVE CASELOAD THIS YEAR (ADD LINES 60 AND 110).....	120	1438	1033	5191	2162	16234	2484	819	720	30081
JUDICIAL DISPOSITIONS.....										
GUILTY PLEAS.....	130	517	175	1406	567	372	0	0	0	3037
INFORMAL CIVIL HEARINGS BY JUDGE.....	140	0	0	0	0	1041	0	0	0	1041
FORMAL CIVIL HEARINGS BY JUDGE.....	145	0	0	0	0	298	0	0	0	298
TRIALS WITHOUT JURY.....	150	24	8	80	60	0	102	185	263	722
TRIALS BY JURY.....	155	2	2	6	8	0	31	0	0	49
DISMISSALS.....	160	86	113	275	590	475	866	281	307	2993
PRELIMINARY EXAMS WAIVED.....	170	6	152	0	0	0	0	0	0	158
PRELIMINARY EXAMS CONDUCTED.....	175	2	156	0	0	0	0	0	0	158
BENCH WARRANTS.....	180	134	31	514	135	0	0	0	0	814
NO PROGRESS.....	185	0	0	0	0	0	14	0	0	14
OTHER JUDICIAL DISPOSITIONS.....	190	0	0	366	30	2607	693	128	84	3908
SUBTOTAL (ADD LINES 130 THROUGH 190).....	200	771	637	2647	1390	4793	1706	594	654	13192
OTHER DISPOSITIONS.....										
MAGISTRATES - GUILTY AND ADMISSIONS.....	210	0	0	0	0	0	0	0	0	0
MAGISTRATES - INFORMAL HEARINGS - CIVIL.....	215	0	0	0	0	0	0	0	0	0
TRAFFIC BUREAU.....	220	239	24	1915	391	11297	0	0	0	13866
NON-SERVICE.....	230	14	121	0	0	0	693	201	41	1070
SUBTOTAL (ADD LINES 210 THROUGH 230).....	240	253	145	1915	391	11297	693	201	41	14936
TOTAL DISPOSITIONS (ADD LINES 200 AND 240).....	250	1024	782	4562	1781	16090	2399	795	695	28128
PENDING CASES AT THE END OF YEAR.....										
INACTIVE: BENCH WARRANTS (LINES 10 - 90 + 180).....	260	353	244	1296	532	0	10	3	0	2438
INACTIVE: NON-SERVICE (LINES 20 - 95 + 230).....	270	35	234	0	0	75	422	129	3	898
ACTIVE PENDING (SUBTRACT LINE 250 FROM LINE 120).....	280	414	251	629	381	144	85	24	25	1953
TOTAL CASES PENDING AT END OF YEAR(LINES 260+270+280).....	290	802	729	1925	913	219	517	156	28	5289
CIVIL CASES PENDING OVER 1 YEAR.....	300	0	0	0	0	0	35	0	2	37

REGION 2

DISTRICT #66

SHIAWASSEE COUNTY

	* C R I M I N A L *				* C I V I L *				* T *
	*****				*****				*****
	* STATE OFFENSE *	* ORDINANCE *	* CIVIL *	* INFRA *	* SMALL *	* MARY *	* SUM- *	* A *	
L	*****				CTIONS*	CIVIL *	CLAIMS*	PROC. *	S *
I	* NON *	* NON *	* NON *	* NON *					
N	* TRAF- *	* TRAF- *	* TRAF- *	* TRAF- *					
E	* FIC *	* FIC *	* FIC *	* FIC *					

PENDING CASES AT THE BEGINNING OF THE YEAR.....	10	89	14	28	10	0	0	0	141
INACTIVE BENCH WARRANTS.....	20	438	116	148	47	0	158	87	1010
INACTIVE: NON-SERVICE.....	30	527	130	176	57	0	158	87	1151
TOTAL (ADD LINES 10 AND 20).....	40	183	92	100	63	363	424	78	1350
ACTIVE PENDING.....	50	1392	877	606	353	7290	900	1024	12676
NEW CASES FILED THIS YEAR.....	60	1575	969	706	416	7653	1324	1102	14026
SUBTOTAL ACTIVE.....									
RE-OPENED CASES.....	70	2	22	1	0	0	1	0	27
REMANDS FROM HIGHER COURTS.....	80	33	25	9	2	0	0	0	69
PROBATION VIOLATIONS.....	85	0	0	0	0	0	0	0	0
MISTRIALS.....	90	47	10	25	14	0	0	0	96
APPEARANCE AFTER BENCH WARRANT ISSUED.....	95	201	97	109	57	0	448	281	1228
SERVICE MADE/ARRAIGNMENT.....	100	0	0	0	0	15	0	0	15
APPEALS FROM MAGISTRATES.....	105	2	0	0	0	105	6	0	113
OTHER.....	110	285	154	144	73	120	455	281	1548
SUBTOTAL (ADD LINES 70 THROUGH 100).....	120	1860	1123	850	489	7773	1779	1383	15574
TOTAL ACTIVE CASELOAD THIS YEAR (ADD LINES 60 AND 110).....									
JUDICIAL DISPOSITIONS.....	130	704	477	279	228	2413	0	0	4101
GUILTY PLEAS.....	140	0	0	0	0	0	0	0	0
INFORMAL CIVIL HEARINGS BY JUDGE.....	145	0	0	0	0	34	0	0	34
FORMAL CIVIL HEARINGS BY JUDGE.....	150	2	3	3	4	0	5	38	145
TRIALS WITHOUT JURY.....	155	5	7	2	9	0	0	0	23
TRIALS BY JURY.....	160	332	201	217	132	724	229	370	2267
DISMISSALS.....	170	7	102	0	0	0	0	0	109
PRELIMINARY EXAMS WAIVED.....	175	4	50	0	0	0	0	0	54
PRELIMINARY EXAMS CONDUCTED.....	180	40	21	19	11	0	0	0	91
BENCH WARRANTS.....	185	0	0	0	0	0	287	31	330
NO PROGRESS.....	190	33	27	10	2	1994	550	450	3140
OTHER JUDICIAL DISPOSITIONS.....	200	1127	888	530	386	5165	1071	880	10294
SUBTOTAL (ADD LINES 130 THROUGH 190).....									
OTHER DISPOSITIONS.....	210	467	0	92	0	1814	0	0	2373
MAGISTRATES - GUILTY AND ADMISSIONS.....	215	0	0	0	0	391	0	0	391
MAGISTRATES - INFORMAL HEARINGS - CIVIL.....	220	0	0	0	0	0	0	0	0
TRAFFIC BUREAU.....	230	162	109	41	41	0	478	453	1336
NON-SERVICE.....	240	629	109	133	41	2205	478	453	4100
SUBTOTAL (ADD LINES 210 THROUGH 230).....	250	1756	997	663	427	7370	1549	1342	14394
TOTAL DISPOSITIONS (ADD LINES 200 AND 240).....									
PENDING CASES AT THE END OF YEAR.....	260	82	25	22	7	0	0	0	136
INACTIVE: BENCH WARRANTS (LINES 10 - 90 + 180).....	270	399	128	80	31	0	188	259	1118
INACTIVE: NON-SERVICE (LINES 20 - 95 + 230).....	280	104	126	187	62	403	230	41	1180
ACTIVE PENDING (SUBTRACT LINE 250 FROM LINE 120).....	290	585	279	289	100	403	418	300	2434
TOTAL CASES PENDING AT END OF YEAR(LINES 260+270+280).....									
CIVIL CASES PENDING OVER 1 YEAR.....	300	0	0	0	0	0	21	59	103

REGION 2

DISTRICT #67-1

GENESEE COUNTY - FLUSHING

* CRIMINAL *					* CIVIL *				* T *	

* STATE OFFENSE *		* ORDINANCE *			* CIVIL *	* SUM- *	* SMALL *	* MARY *	* PROC. *	* S *

L	* NON *	* TRAF- *	* TRAF- *	* TRAF- *	* TRAF- *	* CTIONS *	* CIVIL *	* CLAIMS *	* PROC. *	* S *
I	* FIC *	* FIC *	* FIC *	* FIC *						
N	*****									
E	*****									

PENDING CASES AT THE BEGINNING OF THE YEAR.....										
INACTIVE BENCH WARRANTS.....	10	176	47	133	15	0	5	0	0	376
INACTIVE: NON-SERVICE.....	20	1049	70	336	45	0	241	0	0	1741
TOTAL (ADD LINES 10 AND 20).....	30	1225	117	469	60	0	246	0	0	2117
ACTIVE PENDING.....	40	1822	75	795	8	407	511	5	4	3627
NEW CASES FILED THIS YEAR.....	50	761	190	864	267	5104	1187	469	963	9805
SUBTOTAL ACTIVE.....	60	2583	265	1659	275	5511	1698	474	967	13432
RE-OPENED CASES.....										
REMANDS FROM HIGHER COURTS.....	70	0	0	0	0	0	0	0	0	0
PROBATION VIOLATIONS.....	80	0	0	0	0	0	0	0	0	0
MISTRIALS.....	85	0	0	0	0	0	0	0	0	0
APPEARANCE AFTER BENCH WARRANT ISSUED.....	90	46	5	36	12	0	0	0	0	99
SERVICE MADE/ARRAIGNMENT.....	95	236	4	44	12	0	270	0	0	566
APPEALS FROM MAGISTRATES.....	100	0	0	0	0	5	0	0	0	5
OTHER.....	105	65	91	21	0	3	125	9	1	315
SUBTOTAL (ADD LINES 70 THROUGH 100).....	110	347	100	101	24	8	395	9	1	985
TOTAL ACTIVE CASELOAD THIS YEAR (ADD LINES 60 AND 110).....	120	2930	365	1760	299	5519	2093	483	968	14417
JUDICIAL DISPOSITIONS.....										
GUILTY PLEAS.....	130	549	113	309	98	0	0	0	0	1069
INFORMAL CIVIL HEARINGS BY JUDGE.....	140	0	0	0	0	0	0	0	0	0
FORMAL CIVIL HEARINGS BY JUDGE.....	145	0	0	0	0	83	0	0	0	83
TRIALS WITHOUT JURY.....	150	33	15	22	10	0	139	295	671	1185
TRIALS BY JURY.....	155	0	0	0	0	0	0	0	0	0
DISMISSALS.....	160	192	95	104	64	0	220	158	256	1089
PRELIMINARY EXAMS WAIVED.....	170	0	0	0	0	0	0	0	0	0
PRELIMINARY EXAMS CONDUCTED.....	175	0	0	0	0	0	0	0	0	0
BENCH WARRANTS.....	180	69	19	45	28	0	0	0	0	161
NO PROGRESS.....	185	0	0	0	0	0	145	0	0	145
OTHER JUDICIAL DISPOSITIONS.....	190	116	73	115	44	16	503	27	41	935
SUBTOTAL (ADD LINES 130 THROUGH 190).....	200	959	315	595	244	99	1007	480	968	4667
OTHER DISPOSITIONS.....										
MAGISTRATES - GUILTY AND ADMISSIONS.....	210	301	0	239	0	3514	0	0	0	4054
MAGISTRATES - INFORMAL HEARINGS - CIVIL.....	215	0	0	0	0	291	0	0	0	291
TRAFFIC BUREAU.....	220	0	0	0	0	0	0	0	0	0
NON-SERVICE.....	230	52	30	63	20	300	272	0	0	737
SUBTOTAL (ADD LINES 210 THROUGH 230).....	240	353	30	302	20	4105	272	0	0	5082
TOTAL DISPOSITIONS (ADD LINES 200 AND 240).....	250	1312	345	897	264	4204	1279	480	968	9749
PENDING CASES AT THE END OF YEAR.....										
INACTIVE: BENCH WARRANTS (LINES 10 - 90 + 180).....	260	199	61	142	31	0	5	0	0	438
INACTIVE: NON-SERVICE (LINES 20 - 95 + 230).....	270	865	96	355	53	300	243	0	0	1912
ACTIVE PENDING (SUBTRACT LINE 250 FROM LINE 120).....	280	1618	20	863	35	1315	814	3	0	4668
TOTAL CASES PENDING AT END OF YEAR (LINES 260+270+280).....	290	2682	177	1360	119	1615	1062	3	0	7018
CIVIL CASES PENDING OVER 1 YEAR.....	300	0	0	0	0	0	36	0	0	36

REGION 2

DISTRICT #67-2A

GENESEE COUNTY - DAVISON

* C R I M I N A L *					* C I V I L *			* T *	

* STATE OFFENSE *					* O R D I N A N C E *			* S U M - * T *	

L	* N O N *				CIVIL *	* S M A L L * S U M - * T *		* A *	
I	* T R A F - * N O N *	* T R A F - * N O N *	* T R A F - * N O N *	* T R A F - * N O N *	* I N F R A *	* C I V I L *	* S M A L L * S U M - * T *	* M A R Y * L *	
N	* T R A F - * N O N *	* T R A F - * N O N *	* T R A F - * N O N *	* T R A F - * N O N *	* I N F R A *	* C I V I L *	* S M A L L * S U M - * T *	* M A R Y * L *	
E	* F I C * F I C * F I C * F I C *	* F I C * F I C * F I C * F I C *	* F I C * F I C * F I C * F I C *	* F I C * F I C * F I C * F I C *	* C T I O N S *	* C I V I L *	* C L A I M S *	* P R O C . * S *	

PENDING CASES AT THE BEGINNING OF THE YEAR.....									
INACTIVE BENCH WARRANTS.....	10	11	10	65	11	0	0	0	97
INACTIVE: NON-SERVICE.....	20	123	54	60	59	417	84	65	889
TOTAL (ADD LINES 10 AND 20).....	30	134	64	125	70	417	84	65	986
ACTIVE PENDING.....	40	4	18	60	13	446	93	23	669
NEW CASES FILED THIS YEAR.....	50	304	253	513	108	2379	503	383	4909
SUBTOTAL ACTIVE.....	60	308	271	573	121	2825	596	406	5578
RE-OPENED CASES.....									
REMANDS FROM HIGHER COURTS.....	70	0	0	0	0	0	0	0	0
PROBATION VIOLATIONS.....	80	0	0	0	0	0	0	0	0
MISTRIALS.....	85	0	0	0	0	0	0	0	0
APPEARANCE AFTER BENCH WARRANT ISSUED.....	90	8	1	1	0	0	0	0	10
SERVICE MADE/ARRAIGNMENT.....	95	52	0	15	0	1	228	192	597
APPEALS FROM MAGISTRATES.....	100	0	0	0	0	0	0	0	0
OTHER.....	105	0	0	0	1	0	0	2	3
SUBTOTAL (ADD LINES 70 THROUGH 100).....	110	60	1	16	1	1	228	194	610
TOTAL ACTIVE CASELOAD THIS YEAR (ADD LINES 60 AND 110).....	120	368	272	589	122	2826	824	600	6188
JUDICIAL DISPOSITIONS.....									
GUILTY PLEAS.....	130	71	33	115	38	1	0	0	258
INFORMAL CIVIL HEARINGS BY JUDGE.....	140	0	0	0	0	0	0	0	0
FORMAL CIVIL HEARINGS BY JUDGE.....	145	0	0	0	0	0	0	0	0
TRIALS WITHOUT JURY.....	150	0	0	1	0	0	18	63	195
TRIALS BY JURY.....	155	0	0	0	0	0	0	0	0
DISMISSALS.....	160	21	28	24	21	0	165	171	617
PRELIMINARY EXAMS WAIVED.....	170	0	0	0	0	0	0	0	0
PRELIMINARY EXAMS CONDUCTED.....	175	0	0	0	0	0	0	0	0
BENCH WARRANTS.....	180	4	0	15	3	0	0	0	22
NO PROGRESS.....	185	0	0	0	0	0	5	0	5
OTHER JUDICIAL DISPOSITIONS.....	190	12	8	24	8	0	268	176	673
SUBTOTAL (ADD LINES 130 THROUGH 190).....	200	108	69	179	70	1	456	410	1770
OTHER DISPOSITIONS.....									
MAGISTRATES - GUILTY AND ADMISSIONS.....	210	232	152	244	22	1829	0	0	2479
MAGISTRATES - INFORMAL HEARINGS - CIVIL.....	215	0	0	0	0	102	0	0	102
TRAFFIC BUREAU.....	220	0	0	0	0	0	0	0	0
NON-SERVICE.....	230	7	12	27	14	0	314	166	639
SUBTOTAL (ADD LINES 210 THROUGH 230).....	240	239	164	271	36	1931	314	166	3220
TOTAL DISPOSITIONS (ADD LINES 200 AND 240).....	250	347	233	450	106	1932	770	576	4990
PENDING CASES AT THE END OF YEAR.....									
INACTIVE: BENCH WARRANTS (LINES 10 - 90 + 180).....	260	7	9	79	14	0	0	0	109
INACTIVE: NON-SERVICE (LINES 20 - 95 + 230).....	270	78	66	72	73	416	170	39	931
ACTIVE PENDING (SUBTRACT LINE 250 FROM LINE 120).....	280	21	39	139	16	894	54	24	1198
TOTAL CASES PENDING AT END OF YEAR(LINES 260+270+280).....	290	106	114	290	103	1310	224	63	2238
CIVIL CASES PENDING OVER 1 YEAR.....	300	0	0	0	0	0	0	0	0

REGION 2

DISTRICT #67-2B

GENESEE COUNTY - BURTON

* C R I M I N A L *					* C I V I L *				* T *	

* STATE OFFENSE * ORDINANCE *					* CIVIL *		* SMALL * MARY *		* S *	

L	* NON * NON * INFRA *				* CIVIL * CIVIL *		* SUM- * MARY *		* A * L *	
I	* TRAF- * TRAF- * TRAF- * TRAF- *				* CTIONS * CIVIL *		* CLAIMS * PROC. *		* S *	
N	* FIC * FIC * FIC * FIC *				* * * * *		* * * * *		* * * * *	
E	*****									
PENDING CASES AT THE BEGINNING OF THE YEAR.....										
INACTIVE BENCH WARRANTS.....	10	48	35	60	12	0	3	1	0	159
INACTIVE: NON-SERVICE.....	20	97	56	230	23	0	63	4	8	481
TOTAL (ADD LINES 10 AND 20).....	30	145	91	290	35	0	66	5	8	640
ACTIVE PENDING.....	40	254	21	428	67	874	131	30	18	1823
NEW CASES FILED THIS YEAR.....	50	449	27	1023	622	3236	503	347	270	6477
SUBTOTAL ACTIVE.....	60	703	48	1451	689	4110	634	377	288	8300
RE-OPENED CASES.....										
REMANDS FROM HIGHER COURTS.....	70	0	0	0	0	0	0	0	0	0
PROBATION VIOLATIONS.....	80	0	0	0	0	0	0	0	0	0
MISTRIALS.....	85	0	0	0	0	0	0	0	0	0
APPEARANCE AFTER BENCH WARRANT ISSUED.....	90	20	3	33	13	0	0	0	0	69
SERVICE MADE/ARRAIGNMENT.....	95	135	17	233	28	152	276	138	93	1072
APPEALS FROM MAGISTRATES.....	100	0	0	0	0	0	0	0	0	0
OTHER.....	105	7	16	15	8	0	35	28	35	144
SUBTOTAL (ADD LINES 70 THROUGH 100).....	110	162	36	281	49	152	311	166	128	1285
TOTAL ACTIVE CASELOAD THIS YEAR (ADD LINES 60 AND 110).....	120	865	84	1732	738	4262	945	543	416	9585
JUDICIAL DISPOSITIONS.....										
GUILTY PLEAS.....	130	29	14	254	113	0	0	0	0	410
INFORMAL CIVIL HEARINGS BY JUDGE.....	140	0	0	0	0	14	0	0	0	14
FORMAL CIVIL HEARINGS BY JUDGE.....	145	0	0	0	0	0	0	0	0	0
TRIALS WITHOUT JURY.....	150	0	0	3	6	0	84	234	173	500
TRIALS BY JURY.....	155	0	0	0	0	0	0	0	0	0
DISMISSALS.....	160	13	20	60	229	0	108	103	126	659
PRELIMINARY EXAMS WAIVED.....	170	0	0	0	0	0	0	0	0	0
PRELIMINARY EXAMS CONDUCTED.....	175	0	0	0	0	0	0	0	0	0
BENCH WARRANTS.....	180	11	2	32	22	0	0	0	0	67
NO PROGRESS.....	185	0	0	0	0	0	69	12	3	84
OTHER JUDICIAL DISPOSITIONS.....	190	5	6	48	35	0	245	19	13	371
SUBTOTAL (ADD LINES 130 THROUGH 190).....	200	58	42	397	405	14	506	368	315	2105
OTHER DISPOSITIONS.....										
MAGISTRATES - GUILTY AND ADMISSIONS.....	210	487	12	863	37	3235	0	0	0	4634
MAGISTRATES - INFORMAL HEARINGS - CIVIL.....	215	0	0	0	0	249	0	0	0	249
TRAFFIC BUREAU.....	220	0	0	0	0	0	0	0	0	0
NON-SERVICE.....	230	238	16	212	46	348	356	160	91	1467
SUBTOTAL (ADD LINES 210 THROUGH 230).....	240	725	28	1075	83	3832	356	160	91	6350
TOTAL DISPOSITIONS (ADD LINES 200 AND 240).....	250	783	70	1472	488	3846	862	528	406	8455
PENDING CASES AT THE END OF YEAR.....										
INACTIVE: BENCH WARRANTS (LINES 10 - 90 + 180).....	260	39	34	59	21	0	3	1	0	157
INACTIVE: NON-SERVICE (LINES 20 - 95 + 230).....	270	200	55	209	41	196	143	26	6	876
ACTIVE PENDING (SUBTRACT LINE 250 FROM LINE 120).....	280	82	14	260	250	416	83	15	10	1130
TOTAL CASES PENDING AT END OF YEAR(LINES 260+270+280).....	290	321	103	528	312	612	229	42	16	2163
CIVIL CASES PENDING OVER 1 YEAR.....	300	0	0	0	0	0	0	0	0	0

REGION 2

DISTRICT #67-2

GENESEE COUNTY - MOUNT MORRIS

* CRIMINAL *					* CIVIL *			* T *	

* STATE OFFENSE *		* ORDINANCE *			* CIVIL *		* SUM- *		* T *

L	* NON	* NON	* NON	* NON	* CIVIL	* SMALL	* MARY	* A	* S
N	* TRAF-	* TRAF-	* TRAF-	* TRAF-	* CTIONS*	* CIVIL	* CLAIMS*	* PROC.	* S
E	* FIC	* FIC	* FIC	* FIC	*	*	*	*	*

PENDING CASES AT THE BEGINNING OF THE YEAR.....									
INACTIVE BENCH WARRANTS.....	10	56	63	59	18	0	0	0	196
INACTIVE: NON-SERVICE.....	20	1244	289	705	60	466	150	33	2967
TOTAL (ADD LINES 10 AND 20).....	30	1300	352	764	78	466	150	33	3163
ACTIVE PENDING.....	40	524	404	407	143	313	26	15	1835
NEW CASES FILED THIS YEAR.....	50	1981	351	3320	212	3512	1140	548	11800
SUBTOTAL ACTIVE.....	60	2505	755	3727	355	3825	1166	563	12635
RE-OPENED CASES.....									
REMANDS FROM HIGHER COURTS.....	70	0	0	0	0	0	0	0	0
PROBATION VIOLATIONS.....	80	0	0	0	0	0	0	0	0
MISTRIALS.....	85	0	0	0	0	0	0	0	0
APPEARANCE AFTER BENCH WARRANT ISSUED.....	90	27	6	34	3	0	0	0	70
SERVICE MADE/ARRAIGNMENT.....	95	179	15	257	27	233	709	192	1721
APPEALS FROM MAGISTRATES.....	100	0	0	0	0	5	0	0	5
OTHER.....	105	3	0	1	0	1	2	0	7
SUBTOTAL (ADD LINES 70 THROUGH 100).....	110	209	21	292	30	239	711	192	1803
TOTAL ACTIVE CASELOAD THIS YEAR (ADD LINES 60 AND 110).....	120	2714	776	4019	385	4064	1877	755	15438
JUDICIAL DISPOSITIONS.....									
GUILTY PLEAS.....	130	200	149	316	19	38	0	0	722
INFORMAL CIVIL HEARINGS BY JUDGE.....	140	0	0	0	0	26	0	0	26
FORMAL CIVIL HEARINGS BY JUDGE.....	145	0	0	0	0	16	0	0	16
TRIALS WITHOUT JURY.....	150	1	1	0	0	0	601	408	1441
TRIALS BY JURY.....	155	0	0	0	0	0	0	0	0
DISMISSALS.....	160	105	178	81	135	65	199	142	1197
PRELIMINARY EXAMS WAIVED.....	170	0	0	0	0	0	0	0	0
PRELIMINARY EXAMS CONDUCTED.....	175	0	0	0	0	0	0	0	0
BENCH WARRANTS.....	180	17	4	58	4	0	0	0	83
NO PROGRESS.....	185	0	0	0	0	0	57	0	57
OTHER JUDICIAL DISPOSITIONS.....	190	89	67	114	14	119	12	3	424
SUBTOTAL (ADD LINES 130 THROUGH 190).....	200	412	399	569	172	264	869	553	3966
OTHER DISPOSITIONS.....									
MAGISTRATES - GUILTY AND ADMISSIONS.....	210	1774	61	2496	0	3206	0	0	7537
MAGISTRATES - INFORMAL HEARINGS - CIVIL.....	215	0	0	0	0	77	0	0	77
TRAFFIC BUREAU.....	220	0	0	0	0	0	0	0	0
NON-SERVICE.....	230	293	49	592	59	499	729	180	2503
SUBTOTAL (ADD LINES 210 THROUGH 230).....	240	2067	110	3088	59	3782	729	180	10117
TOTAL DISPOSITIONS (ADD LINES 200 AND 240).....	250	2479	509	3657	231	4046	1598	733	14083
PENDING CASES AT THE END OF YEAR.....									
INACTIVE: BENCH WARRANTS (LINES 10 - 90 + 180).....	260	46	61	83	19	0	0	0	209
INACTIVE: NON-SERVICE (LINES 20 - 95 + 230).....	270	1358	323	1040	92	732	170	21	3749
ACTIVE PENDING (SUBTRACT LINE 250 FROM LINE 120).....	280	235	267	362	154	18	279	22	1355
TOTAL CASES PENDING AT END OF YEAR(LINES 260+270+280).....	290	1639	651	1485	265	750	449	43	5313
CIVIL CASES PENDING OVER 1 YEAR.....	300	0	0	0	0	0	10	0	10

REGION 2

DISTRICT #67-4A

GENESEE COUNTY - FENTON

	* C R I M I N A L *				* C I V I L *				T
	*****				*****				O
	STATE OFFENSE	ORDINANCE			CIVIL		SUM-	MARY	A
L									L
I	* NON	* NON			* INFRA		* SMALL	* MARY	* S
N	* TRAF-	* TRAF-	* TRAF-	* TRAF-	* CTIONS*	CIVIL	* CLAIMS*	* PROC.	
E	* FIC	* FIC	* FIC	* FIC					

PENDING CASES AT THE BEGINNING OF THE YEAR.....									
INACTIVE BENCH WARRANTS.....	10	11	9	35	10	0	0	0	65
INACTIVE: NON-SERVICE.....	20	83	63	124	63	21	86	22	471
TOTAL (ADD LINES 10 AND 20).....	30	94	72	159	73	21	86	22	536
ACTIVE PENDING.....	40	90	85	187	91	147	162	12	777
NEW CASES FILED THIS YEAR.....	50	132	392	739	299	2581	679	328	5337
SUBTOTAL ACTIVE.....	60	222	477	926	390	2728	841	340	6114
RE-OPENED CASES.....									
REMANDS FROM HIGHER COURTS.....	70	0	0	0	0	0	0	0	0
PROBATION VIOLATIONS.....	80	0	0	0	0	0	0	0	0
MISTRIALS.....	85	0	0	0	0	0	0	0	0
APPEARANCE AFTER BENCH WARRANT ISSUED.....	90	9	6	13	17	0	0	0	45
SERVICE MADE/ARRAIGNMENT.....	95	38	41	67	45	48	406	89	767
APPEALS FROM MAGISTRATES.....	100	0	0	0	0	0	0	0	0
OTHER.....	105	4	7	3	1	0	9	1	31
SUBTOTAL (ADD LINES 70 THROUGH 100).....	110	51	54	83	63	48	415	90	843
TOTAL ACTIVE CASELOAD THIS YEAR (ADD LINES 60 AND 110).....	120	273	531	1009	453	2776	1256	430	6957
JUDICIAL DISPOSITIONS.....									
GUILTY PLEAS.....	130	49	25	210	115	85	0	0	484
INFORMAL CIVIL HEARINGS BY JUDGE.....	140	0	0	0	0	0	0	0	0
FORMAL CIVIL HEARINGS BY JUDGE.....	145	0	0	0	0	2	0	0	2
TRIALS WITHOUT JURY.....	150	4	4	6	9	0	33	142	291
TRIALS BY JURY.....	155	0	0	0	0	0	0	0	0
DISMISSALS.....	160	26	33	52	72	47	173	90	543
PRELIMINARY EXAMS WAIVED.....	170	0	0	0	0	0	0	0	0
PRELIMINARY EXAMS CONDUCTED.....	175	0	0	0	0	0	0	0	0
BENCH WARRANTS.....	180	4	9	15	21	0	0	0	49
NO PROGRESS.....	185	0	0	0	0	0	0	0	0
OTHER JUDICIAL DISPOSITIONS.....	190	19	20	53	46	341	394	77	999
SUBTOTAL (ADD LINES 130 THROUGH 190).....	200	102	91	336	263	475	600	309	2368
OTHER DISPOSITIONS.....									
MAGISTRATES - GUILTY AND ADMISSIONS.....	210	69	254	395	61	1997	0	0	2776
MAGISTRATES - INFORMAL HEARINGS - CIVIL.....	215	0	0	0	0	43	0	0	43
TRAFFIC BUREAU.....	220	0	0	0	0	0	0	0	0
NON-SERVICE.....	230	20	56	84	43	61	446	96	839
SUBTOTAL (ADD LINES 210 THROUGH 230).....	240	89	310	479	104	2101	446	96	3658
TOTAL DISPOSITIONS (ADD LINES 200 AND 240).....	250	191	401	815	367	2576	1046	405	6026
PENDING CASES AT THE END OF YEAR.....									
INACTIVE: BENCH WARRANTS (LINES 10 - 90 + 180).....	260	6	12	37	14	0	0	0	69
INACTIVE: NON-SERVICE (LINES 20 - 95 + 230).....	270	65	78	141	61	34	126	29	549
ACTIVE PENDING (SUBTRACT LINE 250 FROM LINE 120).....	280	82	130	194	86	200	210	25	931
TOTAL CASES PENDING AT END OF YEAR(LINES 260+270+280).....	290	153	220	372	161	234	336	54	1543
CIVIL CASES PENDING OVER 1 YEAR.....	300	0	0	0	0	0	38	0	38

REGION 2

DISTRICT #67-4B

CITY OF GRAND BLANC

* CRIMINAL *					* CIVIL *				* T *	

* STATE OFFENSE *					* ORDINANCE *					* T *

L * * * * *					CIVIL *	* * * * *	SUM-	* MARY *	* A *	
I * * * * *					* NON *	* NON *	* INFRA *	* SMALL *	* L *	
N * TRAF- * TRAF- * TRAF- * TRAF- * CTIONS*					CIVIL	* CLAIMS*	* PROC. *	* S *	* * *	
E * FIC * FIC * FIC * FIC *					* * * * *	* * * * *	* * * * *	* * * * *	* * * * *	

PENDING CASES AT THE BEGINNING OF THE YEAR.....										
INACTIVE BENCH WARRANTS.....	10	58	18	56	6	0	0	0	138	
INACTIVE: NON-SERVICE.....	20	281	28	261	18	0	245	28	897	
TOTAL (ADD LINES 10 AND 20).....	30	339	46	317	24	0	245	28	1035	
ACTIVE PENDING.....	40	102	13	223	45	916	503	17	1836	
NEW CASES FILED THIS YEAR.....	50	355	102	1397	184	6231	552	258	9649	
SUBTOTAL ACTIVE.....	60	457	115	1620	229	7147	1055	275	11485	
RE-OPENED CASES.....										
REMANDS FROM HIGHER COURTS.....	70	0	0	0	0	0	0	0	0	
PROBATION VIOLATIONS.....	80	0	0	0	0	0	0	0	0	
MISTRIALS.....	85	0	0	0	0	0	0	0	0	
APPEARANCE AFTER BENCH WARRANT ISSUED.....	90	44	9	73	15	0	0	0	141	
SERVICE MADE/ARRAIGNMENT.....	95	251	30	201	21	0	540	130	1341	
APPEALS FROM MAGISTRATES.....	100	0	0	0	0	11	0	0	11	
OTHER.....	105	15	11	76	18	5	143	20	300	
SUBTOTAL (ADD LINES 70 THROUGH 100).....	110	310	50	350	54	16	683	150	1793	
TOTAL ACTIVE CASELOAD THIS YEAR (ADD LINES 60 AND 110).....	120	767	165	1970	283	7163	1738	425	13278	
JUDICIAL DISPOSITIONS.....										
GUILTY PLEAS.....	130	108	49	461	64	0	0	0	682	
INFORMAL CIVIL HEARINGS BY JUDGE.....	140	0	0	0	0	0	0	0	0	
FORMAL CIVIL HEARINGS BY JUDGE.....	145	0	0	0	0	153	0	0	153	
TRIALS WITHOUT JURY.....	150	6	0	11	3	0	39	64	201	
TRIALS BY JURY.....	155	0	0	0	0	0	0	0	0	
DISMISSALS.....	160	68	51	143	70	0	357	125	1073	
PRELIMINARY EXAMS WAIVED.....	170	0	0	0	0	0	0	0	0	
PRELIMINARY EXAMS CONDUCTED.....	175	0	0	0	0	0	0	0	0	
BENCH WARRANTS.....	180	23	5	112	18	0	0	0	158	
NO PROGRESS.....	185	0	0	0	0	0	0	0	0	
OTHER JUDICIAL DISPOSITIONS.....	190	23	18	174	52	669	812	101	2106	
SUBTOTAL (ADD LINES 130 THROUGH 190).....	200	228	123	901	207	822	1208	290	4373	
OTHER DISPOSITIONS.....										
MAGISTRATES - GUILTY AND ADMISSIONS.....	210	354	16	644	28	3992	0	0	5034	
MAGISTRATES - INFORMAL HEARINGS - CIVIL.....	215	0	0	0	0	688	0	0	688	
TRAFFIC BUREAU.....	220	0	0	0	0	961	0	0	961	
NON-SERVICE.....	230	110	9	239	16	0	369	128	1016	
SUBTOTAL (ADD LINES 210 THROUGH 230).....	240	464	25	883	44	5641	369	128	7699	
TOTAL DISPOSITIONS (ADD LINES 200 AND 240).....	250	692	148	1784	251	6463	1577	418	12072	
PENDING CASES AT THE END OF YEAR.....										
INACTIVE: BENCH WARRANTS (LINES 10 - 90 + 180).....	260	37	14	95	9	0	0	0	155	
INACTIVE: NON-SERVICE (LINES 20 - 95 + 230).....	270	140	7	299	13	0	74	26	572	
ACTIVE PENDING (SUBTRACT LINE 250 FROM LINE 120).....	280	75	17	186	32	700	161	7	1206	
TOTAL CASES PENDING AT END OF YEAR(LINES 260+270+280).....	290	252	38	580	54	700	235	33	1933	
CIVIL CASES PENDING OVER 1 YEAR.....	300	0	0	0	0	0	29	0	29	

REGION 2

DISTRICT #67-5

GENESEE COUNTY - CENTRAL

* C R I M I N A L *					* C I V I L *				* T *

* STATE OFFENSE * ORDINANCE *					* * *	* * *	* * *	* * *	* * *
L	*****				CIVIL *	* * *	SUM-	* * *	* * *
I	* NON *	* NON *	* NON *	* NON *	INFRA *	* SMALL *	MARY *	* * *	* * *
N	* TRAF- *	* TRAF- *	* TRAF- *	* TRAF- *	CTIONS*	CIVIL *	CLAIMS*	PROC. *	* * *
E	* FIC *	* FIC *	* FIC *	* FIC *	* * *	* * *	* * *	* * *	* * *

PENDING CASES AT THE BEGINNING OF THE YEAR.....									
INACTIVE BENCH WARRANTS.....	10	126	189	98	17	0	0	0	430
INACTIVE: NON-SERVICE.....	20	27	585	4	2	0	0	0	618
TOTAL (ADD LINES 10 AND 20).....	30	153	774	102	19	0	0	0	1048
ACTIVE PENDING.....	40	117	138	132	63	13	83	0	546
NEW CASES FILED THIS YEAR.....	50	120	1354	0	0	0	0	0	1474
SUBTOTAL ACTIVE.....	60	237	1492	132	63	13	83	0	2020
RE-OPENED CASES.....									
REMANDS FROM HIGHER COURTS.....	70	0	25	0	0	0	0	0	25
PROBATION VIOLATIONS.....	80	0	0	0	0	0	0	0	0
MISTRIALS.....	85	0	0	0	0	0	0	0	0
APPEARANCE AFTER BENCH WARRANT ISSUED.....	90	15	21	7	7	0	0	0	50
SERVICE MADE/ARRAIGNMENT.....	95	3	52	0	0	0	0	0	55
APPEALS FROM MAGISTRATES.....	100	0	0	0	0	0	0	0	0
OTHER.....	105	244	163	480	192	309	94	57	1547
SUBTOTAL (ADD LINES 70 THROUGH 100).....	110	262	261	487	199	309	94	57	1677
TOTAL ACTIVE CASELOAD THIS YEAR (ADD LINES 60 AND 110).....	120	499	1753	619	262	322	177	57	3697
JUDICIAL DISPOSITIONS.....									
GUILTY PLEAS.....	130	259	500	375	63	0	0	0	1197
INFORMAL CIVIL HEARINGS BY JUDGE.....	140	0	0	0	0	0	0	0	0
FORMAL CIVIL HEARINGS BY JUDGE.....	145	0	0	0	0	0	0	0	0
TRIALS WITHOUT JURY.....	150	0	0	0	0	0	8	0	10
TRIALS BY JURY.....	155	1	1	0	3	0	13	0	18
DISMISSALS.....	160	65	337	76	83	0	62	51	676
PRELIMINARY EXAMS WAIVED.....	170	0	149	0	0	0	0	0	149
PRELIMINARY EXAMS CONDUCTED.....	175	0	115	0	0	0	0	0	115
BENCH WARRANTS.....	180	43	64	78	20	0	0	0	205
NO PROGRESS.....	185	0	0	0	0	0	0	0	0
OTHER JUDICIAL DISPOSITIONS.....	190	87	162	47	39	21	2	0	358
SUBTOTAL (ADD LINES 130 THROUGH 190).....	200	455	1328	576	208	21	85	51	2728
OTHER DISPOSITIONS.....									
MAGISTRATES - GUILTY AND ADMISSIONS.....	210	0	0	0	0	0	0	0	0
MAGISTRATES - INFORMAL HEARINGS - CIVIL.....	215	0	0	0	0	267	0	0	267
TRAFFIC BUREAU.....	220	0	0	0	0	0	0	0	0
NON-SERVICE.....	230	5	390	0	0	0	0	0	395
SUBTOTAL (ADD LINES 210 THROUGH 230).....	240	5	390	0	0	267	0	0	662
TOTAL DISPOSITIONS (ADD LINES 200 AND 240).....	250	460	1718	576	208	288	85	51	3390
PENDING CASES AT THE END OF YEAR.....									
INACTIVE: BENCH WARRANTS (LINES 10 - 90 + 180).....	260	154	232	169	30	0	0	0	585
INACTIVE: NON-SERVICE (LINES 20 - 95 + 230).....	270	29	923	4	2	0	0	0	958
ACTIVE PENDING (SUBTRACT LINE 250 FROM LINE 120).....	280	39	35	43	54	34	92	6	307
TOTAL CASES PENDING AT END OF YEAR(LINES 260+270+280).....	290	222	1190	216	86	34	92	6	1850
CIVIL CASES PENDING OVER 1 YEAR.....	300	0	0	0	0	0	0	0	0

REGION 2

DISTRICT #67

COURT SUMMARY

* C R I M I N A L *					* C I V I L *				* T *	

* STATE OFFENSE * ORDINANCE *					* CIVIL *		* SMALL * MARY *		* SUM- * A *	

L	NON	NON	NON	NON	CIVIL	CIVIL	CLAIMS	PROC.	S	
I	TRAF-	TRAF-	TRAF-	TRAF-	CTIONS	CIVIL	CLAIMS	PROC.	S	
N	FIC	FIC	FIC	FIC					S	
E									S	

PENDING CASES AT THE BEGINNING OF THE YEAR.....										
INACTIVE BENCH WARRANTS.....	10	486	371	506	89	0	8	1	0	1461
INACTIVE; NON-SERVICE.....	20	2904	1145	1720	270	904	869	152	100	8064
TOTAL (ADD LINES 10 AND 20).....	30	3390	1516	2226	359	904	877	153	100	9525
ACTIVE PENDING.....	40	2913	754	2232	430	3116	1509	102	57	11113
NEW CASES FILED THIS YEAR.....	50	4102	2669	7856	1692	23043	4564	2333	3192	49451
SUBTOTAL ACTIVE.....	60	7015	3423	10088	2122	26159	6073	2435	3249	60564
RE-OPENED CASES.....										
REMANDS FROM HIGHER COURTS.....	70	0	25	0	0	0	0	0	0	25
PROBATION VIOLATIONS.....	80	0	0	0	0	0	0	0	0	0
MISTRIALS.....	85	0	0	0	0	0	0	0	0	0
APPEARANCE AFTER BENCH WARRANT ISSUED.....	90	169	51	197	67	0	0	0	0	484
SERVICE MADE/ARRAIGNMENT.....	95	894	159	817	133	434	2429	741	512	6119
APPEALS FROM MAGISTRATES.....	100	0	0	0	0	21	0	0	0	21
OTHER.....	105	338	288	596	220	318	408	117	62	2347
SUBTOTAL (ADD LINES 70 THROUGH 100).....	110	1401	523	1610	420	773	2837	858	574	8996
TOTAL ACTIVE CASELOAD THIS YEAR (ADD LINES 60 AND 110).....	120	8416	3946	11698	2542	26932	8910	3293	3823	69560
JUDICIAL DISPOSITIONS.....										
GUILTY PLEAS.....	130	1265	883	2040	510	124	0	0	0	4822
INFORMAL CIVIL HEARINGS BY JUDGE.....	140	0	0	0	0	40	0	0	0	40
FORMAL CIVIL HEARINGS BY JUDGE.....	145	0	0	0	0	254	0	0	0	254
TRIALS WITHOUT JURY.....	150	44	20	43	28	0	922	1206	1560	3823
TRIALS BY JURY.....	155	1	1	0	3	0	13	0	0	18
DISMISSALS.....	160	490	742	540	674	112	1284	840	1172	5854
PRELIMINARY EXAMS WAIVED.....	170	0	149	0	0	0	0	0	0	149
PRELIMINARY EXAMS CONDUCTED.....	175	0	115	0	0	0	0	0	0	115
BENCH WARRANTS.....	180	171	103	355	116	0	0	0	0	745
NO PROGRESS.....	185	0	0	0	0	0	276	12	3	291
OTHER JUDICIAL DISPOSITIONS.....	190	351	354	575	238	1166	2236	403	543	5866
SUBTOTAL (ADD LINES 130 THROUGH 190).....	200	2322	2367	3553	1569	1696	4731	2461	3278	21977
OTHER DISPOSITIONS.....										
MAGISTRATES - GUILTY AND ADMISSIONS.....	210	3217	495	4881	148	17773	0	0	0	26514
MAGISTRATES - INFORMAL HEARINGS - CIVIL.....	215	0	0	0	0	1717	0	0	0	1717
TRAFFIC BUREAU.....	220	0	0	0	0	961	0	0	0	961
NON-SERVICE.....	230	725	562	1217	198	1208	2486	730	470	7596
SUBTOTAL (ADD LINES 210 THROUGH 230).....	240	3942	1057	6098	346	21659	2486	730	470	36788
TOTAL DISPOSITIONS (ADD LINES 200 AND 240).....	250	6264	3424	9651	1915	23355	7217	3191	3748	58765
PENDING CASES AT THE END OF YEAR.....										
INACTIVE; BENCH WARRANTS (LINES 10 - 90 + 180).....	260	488	423	664	138	0	8	1	0	1722
INACTIVE; NON-SERVICE (LINES 20 - 95 + 230).....	270	2735	1548	2120	335	1678	926	141	58	9541
ACTIVE PENDING (SUBTRACT LINE 250 FROM LINE 120).....	280	2152	522	2047	627	3577	1693	102	75	10795
TOTAL CASES PENDING AT END OF YEAR(LINES 260+270+280).....	290	5375	2493	4831	1100	5255	2627	244	133	22058
CIVIL CASES PENDING OVER 1 YEAR.....	300	0	0	0	0	0	113	0	0	113

REGION 2

DISTRICT #70

SAGINAW COUNTY

* C R I M I N A L *					* C I V I L *					T

* STATE OFFENSE * ORDINANCE *					* * * * *					O

L	* NON	* NON	* NON	* CIVIL	* CIVIL	* SUM-	* MARY	* L	* A *	
I	* TRAF-	* TRAF-	* TRAF-	* TRAF-	* CTIONS*	* CIVIL	* CLAIMS*	* PROC.	* S *	
N	* FIC	* FIC	* FIC	* FIC	*****					
E	*****									
PENDING CASES AT THE BEGINNING OF THE YEAR.....										
INACTIVE BENCH WARRANTS.....	10	312	97	276	26	0	38	4	0	753
INACTIVE: NON-SERVICE.....	20	786	881	1153	135	0	2268	659	64	5946
TOTAL (ADD LINES 10 AND 20).....	30	1098	978	1429	161	0	2306	663	64	6699
ACTIVE PENDING.....	40	1608	580	672	275	111	1806	1079	75	6206
NEW CASES FILED THIS YEAR.....	50	4170	5181	3606	1056	18740	6782	5338	2155	47028
SUBTOTAL ACTIVE.....	60	5778	5761	4278	1331	18851	8588	6417	2230	53234
RE-OPENED CASES.....										
REMANDS FROM HIGHER COURTS.....	70	0	54	0	0	0	8	0	0	62
PROBATION VIOLATIONS.....	80	0	56	0	4	0	0	0	0	60
MISTRIALS.....	85	0	0	0	0	0	1	0	0	1
APPEARANCE AFTER BENCH WARRANT ISSUED.....	90	387	174	498	46	0	31	2	0	1138
SERVICE MADE/ARRAIGNMENT.....	95	336	1067	373	222	0	3241	2019	649	7907
APPEALS FROM MAGISTRATES.....	100	0	0	0	0	33	0	0	0	33
OTHER.....	105	0	429	0	0	680	170	150	20	1449
SUBTOTAL (ADD LINES 70 THROUGH 100).....	110	723	1780	871	272	713	3451	2171	669	10650
TOTAL ACTIVE CASELOAD THIS YEAR (ADD LINES 60 AND 110).....	120	6501	7541	5149	1603	19564	12039	8588	2899	63884
JUDICIAL DISPOSITIONS.....										
GUILTY PLEAS.....	130	2338	2021	2117	554	1072	0	0	0	8102
INFORMAL CIVIL HEARINGS BY JUDGE.....	140	0	0	0	0	0	0	0	0	0
FORMAL CIVIL HEARINGS BY JUDGE.....	145	0	0	0	0	0	0	0	0	0
TRIALS WITHOUT JURY.....	150	245	285	95	76	0	88	322	4	1115
TRIALS BY JURY.....	155	3	14	0	0	0	37	1	2	57
DISMISSALS.....	160	317	858	267	378	214	1630	1012	601	5277
PRELIMINARY EXAMS WAIVED.....	170	0	445	0	0	0	0	0	0	445
PRELIMINARY EXAMS CONDUCTED.....	175	0	1182	0	0	0	0	0	0	1182
BENCH WARRANTS.....	180	473	215	502	40	0	31	2	0	1263
NO PROGRESS.....	185	0	0	0	0	0	560	40	44	644
OTHER JUDICIAL DISPOSITIONS.....	190	361	665	0	44	4309	3569	1618	1623	12189
SUBTOTAL (ADD LINES 130 THROUGH 190).....	200	3737	5685	2981	1092	5595	5915	2995	2274	30274
OTHER DISPOSITIONS.....										
MAGISTRATES - GUILTY AND ADMISSIONS.....	210	736	0	692	0	4790	0	0	0	6218
MAGISTRATES - INFORMAL HEARINGS - CIVIL.....	215	0	0	0	0	1401	0	0	0	1401
TRAFFIC BUREAU.....	220	0	0	0	0	7693	0	0	0	7693
NON-SERVICE.....	230	580	792	514	119	0	3023	3611	700	9339
SUBTOTAL (ADD LINES 210 THROUGH 230).....	240	1316	792	1206	119	13884	3023	3611	700	24651
TOTAL DISPOSITIONS (ADD LINES 200 AND 240).....	250	5053	6477	4187	1211	19479	8938	6606	2974	54925
PENDING CASES AT THE END OF YEAR.....										
INACTIVE: BENCH WARRANTS (LINES 10 - 90 + 180).....	260	398	138	280	20	0	38	4	0	878
INACTIVE: NON-SERVICE (LINES 20 - 95 + 230).....	270	1030	606	1294	32	0	2050	2251	115	7378
ACTIVE PENDING (SUBTRACT LINE 250 FROM LINE 120).....	280	1448	1064	962	392	85	3101	1982	-75	8959
TOTAL CASES PENDING AT END OF YEAR(LINES 260+270+280).....	290	2876	1808	2536	444	85	5189	4237	40	17215
CIVIL CASES PENDING OVER 1 YEAR.....	300	0	0	0	0	0	0	0	0	0

REGION 2

DISTRICT #71A

LAPEER COUNTY

* C R I M I N A L *					* C I V I L *				T

* STATE OFFENSE * ORDINANCE *					* * * * *				T

L	* NON * NON * CIVIL *				* SUM- * A *				
I	* TRAF- * TRAF- * TRAF- * TRAF- * CTIONS*	CIVIL	* SMALL * MARY * L *	*****					
N	* FIC * FIC * FIC * FIC *	CIVIL	* CLAIMS* PROC. * S *	*****					
E	*****								
PENDING CASES AT THE BEGINNING OF THE YEAR.....									
INACTIVE BENCH WARRANTS.....	10	48	47	30	6	0	0	0	131
INACTIVE: NON-SERVICE.....	20	497	62	74	7	0	576	111	1346
TOTAL (ADD LINES 10 AND 20).....	30	545	109	104	13	0	576	111	1477
ACTIVE PENDING.....	40	1557	1021	91	19	617	301	651	4471
NEW CASES FILED THIS YEAR.....	50	1928	3356	892	481	10426	921	733	18958
SUBTOTAL ACTIVE.....	60	3485	4377	983	500	11043	1222	1384	23429
RE-OPENED CASES.....									
REMANDS FROM HIGHER COURTS.....	70	0	2	0	0	0	0	0	2
PROBATION VIOLATIONS.....	80	14	2	0	0	0	0	0	16
MISTRIALS.....	85	0	0	0	0	0	0	0	0
APPEARANCE AFTER BENCH WARRANT ISSUED.....	90	98	64	5	2	0	0	0	169
SERVICE MADE/ARRAIGNMENT.....	95	63	41	5	1	0	420	399	1067
APPEALS FROM MAGISTRATES.....	100	0	0	0	0	80	0	0	80
OTHER.....	105	0	0	0	0	0	0	0	0
SUBTOTAL (ADD LINES 70 THROUGH 100).....	110	175	109	10	3	80	420	399	1334
TOTAL ACTIVE CASELOAD THIS YEAR (ADD LINES 60 AND 110).....	120	3660	4486	993	503	11123	1642	1783	24763
JUDICIAL DISPOSITIONS.....									
GUILTY PLEAS.....	130	768	456	136	120	20	0	0	1500
INFORMAL CIVIL HEARINGS BY JUDGE.....	140	0	0	0	0	3	5	18	41
FORMAL CIVIL HEARINGS BY JUDGE.....	145	0	0	0	0	115	3	0	118
TRIALS WITHOUT JURY.....	150	18	12	5	2	0	60	369	588
TRIALS BY JURY.....	155	18	9	3	4	0	7	0	41
DISMISSALS.....	160	203	179	-36	51	361	161	259	1302
PRELIMINARY EXAMS WAIVED.....	170	0	93	0	0	0	0	0	93
PRELIMINARY EXAMS CONDUCTED.....	175	3	50	0	0	0	0	0	53
BENCH WARRANTS.....	180	104	329	56	32	0	0	0	521
NO PROGRESS.....	185	0	0	0	0	0	153	0	153
OTHER JUDICIAL DISPOSITIONS.....	190	0	0	0	0	0	454	0	454
SUBTOTAL (ADD LINES 130 THROUGH 190).....	200	1114	1128	236	209	499	843	646	4864
OTHER DISPOSITIONS.....									
MAGISTRATES - GUILTY AND ADMISSIONS.....	210	841	2376	714	287	9059	0	0	13277
MAGISTRATES - INFORMAL HEARINGS - CIVIL.....	215	0	0	0	0	594	0	0	594
TRAFFIC BUREAU.....	220	0	0	0	0	0	0	0	0
NON-SERVICE.....	230	15	13	1	0	0	557	311	94
SUBTOTAL (ADD LINES 210 THROUGH 230).....	240	856	2389	715	287	9653	557	311	14862
TOTAL DISPOSITIONS (ADD LINES 200 AND 240).....	250	1970	3517	951	496	10152	1400	957	19726
PENDING CASES AT THE END OF YEAR.....									
INACTIVE: BENCH WARRANTS (LINES 10 - 90 + 180).....	260	54	312	81	36	0	0	0	483
INACTIVE: NON-SERVICE (LINES 20 - 95 + 230).....	270	449	34	70	6	0	713	23	1270
ACTIVE PENDING (SUBTRACT LINE 250 FROM LINE 120).....	280	1690	969	42	7	971	242	826	5037
TOTAL CASES PENDING AT END OF YEAR(LINES 260+270+280).....	290	2193	1315	193	49	971	955	849	6790
CIVIL CASES PENDING OVER 1 YEAR.....	300	0	0	0	0	0	0	0	0

REGION 2

DISTRICT #71B

TUSCOLA COUNTY

	* C R I M I N A L *				* C I V I L *				* T *
	*****				*****				* O *
	* STATE OFFENSE *	* ORDINANCE *							* T *
L	*****				CIVIL *		* SUM-	* A *	
I	* NON *	* NON *	* NON *	* NON *	INFRA *	* SMALL *	* MARY *	* L *	
N	* TRAF- *	* TRAF- *	* TRAF- *	* TRAF- *	CTIONS*	CIVIL *	CLAIMS*	PROC. *	* S *
E	* FIC *	* FIC *	* FIC *	* FIC *					* *

PENDING CASES AT THE BEGINNING OF THE YEAR.....									
INACTIVE BENCH WARRANTS.....	10	36	14	6	1	0	1	0	58
INACTIVE: NON-SERVICE.....	20	213	124	139	23	0	56	53	617
TOTAL (ADD LINES 10 AND 20).....	30	249	138	145	24	0	57	53	675
ACTIVE PENDING.....	40	162	170	52	43	415	172	14	1034
NEW CASES FILED THIS YEAR.....	50	1311	1386	461	283	6341	357	686	10920
SUBTOTAL ACTIVE.....	60	1473	1556	513	326	6756	529	700	11954
RE-OPENED CASES.....									
REMANDS FROM HIGHER COURTS.....	70	6	8	0	0	1	1	0	16
PROBATION VIOLATIONS.....	80	9	6	4	0	0	0	0	19
MISTRIALS.....	85	3	0	0	0	0	0	0	3
APPEARANCE AFTER BENCH WARRANT ISSUED.....	90	19	9	4	2	0	0	0	34
SERVICE MADE/ARRAIGNMENT.....	95	89	111	31	7	0	243	512	1030
APPEALS FROM MAGISTRATES.....	100	0	0	0	0	39	0	0	39
OTHER.....	105	0	0	0	0	34	22	0	56
SUBTOTAL (ADD LINES 70 THROUGH 100).....	110	126	134	39	9	74	266	512	1197
TOTAL ACTIVE CASELOAD THIS YEAR (ADD LINES 60 AND 110).....	120	1599	1690	552	335	6830	795	1212	13151
JUDICIAL DISPOSITIONS.....									
GUILTY PLEAS.....	130	354	206	114	50	15	0	0	739
INFORMAL CIVIL HEARINGS BY JUDGE.....	140	0	0	0	0	0	0	0	0
FORMAL CIVIL HEARINGS BY JUDGE.....	145	0	0	0	0	44	0	0	44
TRIALS WITHOUT JURY.....	150	8	25	2	7	0	19	36	166
TRIALS BY JURY.....	155	30	17	1	1	0	3	0	52
DISMISSALS.....	160	69	156	29	41	21	158	329	830
PRELIMINARY EXAMS WAIVED.....	170	5	86	0	0	0	0	0	91
PRELIMINARY EXAMS CONDUCTED.....	175	9	127	0	0	0	0	0	136
BENCH WARRANTS.....	180	22	7	12	4	0	0	0	45
NO PROGRESS.....	185	0	0	0	0	0	19	0	21
OTHER JUDICIAL DISPOSITIONS.....	190	25	3	9	0	925	203	304	1471
SUBTOTAL (ADD LINES 130 THROUGH 190).....	200	522	627	167	103	1005	402	669	3595
OTHER DISPOSITIONS.....									
MAGISTRATES - GUILTY AND ADMISSIONS.....	210	706	742	280	205	5121	0	0	7054
MAGISTRATES - INFORMAL HEARINGS - CIVIL.....	215	0	0	0	0	322	0	0	322
TRAFFIC BUREAU.....	220	0	0	0	0	66	0	0	66
NON-SERVICE.....	230	98	136	63	8	0	248	521	1108
SUBTOTAL (ADD LINES 210 THROUGH 230).....	240	804	878	343	213	5509	248	521	8550
TOTAL DISPOSITIONS (ADD LINES 200 AND 240).....	250	1326	1505	510	316	6514	650	1190	12145
PENDING CASES AT THE END OF YEAR.....									
INACTIVE: BENCH WARRANTS (LINES 10 - 90 + 180).....	260	39	12	14	3	0	1	0	69
INACTIVE: NON-SERVICE (LINES 20 - 95 + 230).....	270	222	149	171	24	0	61	62	695
ACTIVE PENDING (SUBTRACT LINE 250 FROM LINE 120).....	280	273	185	42	19	316	145	22	1006
TOTAL CASES PENDING AT END OF YEAR(LINES 260+270+280).....	290	534	346	227	46	316	207	84	1770
CIVIL CASES PENDING OVER 1 YEAR.....	300	0	0	0	0	0	58	0	58

REGION 2

DISTRICT #72-1

ST. CLAIR COUNTY - PORT HURON

* C R I M I N A L *					* C I V I L *				* T *	

* STATE OFFENSE *		* ORDINANCE *			* CIVIL *		* SUM- * MARY *		* T *	

L	* NON *		* NON *		* INFRA *		* SMALL * MARY *		* A *	
N	* TRAF- * FIC	* TRAF- * FIC	* TRAF- * FIC	* TRAF- * FIC	* CTIONS *	CIVIL	* CLAIMS *	* PROC. *	* S *	
E	* FIC	* FIC	* FIC	* FIC	*	*	*	*	* *	

PENDING CASES AT THE BEGINNING OF THE YEAR.....										
INACTIVE BENCH WARRANTS.....	10	193	98	58	23	0	0	0	0	372
INACTIVE: NON-SERVICE.....	20	1268	491	548	203	0	389	209	307	3415
TOTAL (ADD LINES 10 AND 20).....	30	1461	589	606	226	0	389	209	307	3787
ACTIVE PENDING.....	40	365	334	136	126	908	1245	381	206	3701
NEW CASES FILED THIS YEAR.....	50	1924	1874	810	1343	11242	1410	850	333	19786
SUBTOTAL ACTIVE.....	60	2289	2208	946	1469	12150	2655	1231	539	23487
RE-OPENED CASES.....										
REMANDS FROM HIGHER COURTS.....	70	1	11	0	0	0	0	0	0	12
PROBATION VIOLATIONS.....	80	0	1	0	0	0	0	0	0	1
MISTRIALS.....	85	0	0	0	0	0	0	0	0	0
APPEARANCE AFTER BENCH WARRANT ISSUED.....	90	32	27	23	19	0	0	0	0	101
SERVICE MADE/ARRAIGNMENT.....	95	143	475	53	33	0	148	94	53	999
APPEALS FROM MAGISTRATES.....	100	0	0	0	0	0	0	0	0	0
OTHER.....	105	41	12	34	7	511	49	5	1	660
SUBTOTAL (ADD LINES 70 THROUGH 100).....	110	217	526	110	59	511	197	99	54	1773
TOTAL ACTIVE CASELOAD THIS YEAR (ADD LINES 60 AND 110).....	120	2506	2734	1056	1528	12661	2852	1330	593	25260
JUDICIAL DISPOSITIONS.....										
GUILTY PLEAS.....	130	1256	907	487	1122	85	0	0	0	3857
INFORMAL CIVIL HEARINGS BY JUDGE.....	140	0	0	0	0	296	0	0	0	296
FORMAL CIVIL HEARINGS BY JUDGE.....	145	0	0	0	0	37	0	0	0	37
TRIALS WITHOUT JURY.....	150	47	34	29	34	0	9	97	0	250
TRIALS BY JURY.....	155	15	12	0	3	0	7	0	0	37
DISMISSALS.....	160	513	257	168	91	667	290	170	32	2188
PRELIMINARY EXAMS WAIVED.....	170	0	96	0	0	0	0	0	0	96
PRELIMINARY EXAMS CONDUCTED.....	175	1	178	0	0	0	0	0	0	179
BENCH WARRANTS.....	180	81	49	36	19	0	0	0	0	185
NO PROGRESS.....	185	0	0	0	0	0	0	0	0	0
OTHER JUDICIAL DISPOSITIONS.....	190	90	92	27	27	1956	710	295	156	3353
SUBTOTAL (ADD LINES 130 THROUGH 190).....	200	2003	1625	747	1296	3041	1016	562	188	10478
OTHER DISPOSITIONS.....										
MAGISTRATES - GUILTY AND ADMISSIONS.....	210	0	0	0	0	0	0	0	0	0
MAGISTRATES - INFORMAL HEARINGS - CIVIL.....	215	0	0	0	0	0	0	0	0	0
TRAFFIC BUREAU.....	220	0	0	0	0	8793	0	0	0	8793
NON-SERVICE.....	230	177	585	45	46	0	191	94	63	1201
SUBTOTAL (ADD LINES 210 THROUGH 230).....	240	177	585	45	46	8793	191	94	63	9994
TOTAL DISPOSITIONS (ADD LINES 200 AND 240).....	250	2180	2210	792	1342	11834	1207	656	251	20472
PENDING CASES AT THE END OF YEAR.....										
INACTIVE: BENCH WARRANTS (LINES 10 - 90 + 180).....	260	242	120	71	23	0	0	0	0	456
INACTIVE: NON-SERVICE (LINES 20 - 95 + 230).....	270	1302	601	540	216	0	432	209	317	3617
ACTIVE PENDING (SUBTRACT LINE 250 FROM LINE 120).....	280	326	524	264	186	827	1645	674	342	4788
TOTAL CASES PENDING AT END OF YEAR(LINES 260+270+280).....	290	1870	1245	875	425	827	2077	883	659	8861
CIVIL CASES PENDING OVER 1 YEAR.....	300	0	0	0	0	0	0	0	0	0

REGION 2

DISTRICT #72-2

ST. CLAIR COUNTY - MARINE CITY

	* C R I M I N A L *				* C I V I L *			* T *	
	* STATE OFFENSE *		* O R D I N A N C E *		* C I V I L *			* S U M - * * M A R Y * * P R O C . *	
	I	N	E						
	* T R A F - * * F I C *	* N O N * * T R A F - * * F I C *	* T R A F - * * F I C *	* N O N * * T R A F - * * F I C *	* I N F R A * * C T I O N S *	* C I V I L *	* S M A L L * * C L A I M S *	* M A R Y * * P R O C . *	* S *

PENDING CASES AT THE BEGINNING OF THE YEAR.....									
INACTIVE BENCH WARRANTS.....	10	104	42	70	41	0	0	0	257
INACTIVE: NON-SERVICE.....	20	212	301	137	99	0	101	89	1009
TOTAL (ADD LINES 10 AND 20).....	30	316	343	207	140	0	101	89	1266
ACTIVE PENDING.....	40	91	45	361	310	500	47	61	1476
NEW CASES FILED THIS YEAR.....	50	773	1041	567	749	5280	233	396	9258
SUBTOTAL ACTIVE.....	60	864	1086	928	1059	5780	280	457	10734
RE-OPENED CASES.....									
REMANDS FROM HIGHER COURTS.....	70	0	7	0	0	0	0	0	7
PROBATION VIOLATIONS.....	80	0	0	0	0	0	0	0	0
MISTRIALS.....	85	0	1	0	0	0	0	0	1
APPEARANCE AFTER BENCH WARRANT ISSUED.....	90	28	16	17	13	0	0	0	74
SERVICE MADE/ARRAIGNMENT.....	95	47	121	28	19	0	87	100	417
APPEALS FROM MAGISTRATES.....	100	1	0	0	0	16	0	0	17
OTHER.....	105	80	81	21	16	147	38	6	391
SUBTOTAL (ADD LINES 70 THROUGH 100).....	110	156	226	66	48	163	125	106	907
TOTAL ACTIVE CASELOAD THIS YEAR (ADD LINES 60 AND 110).....	120	1020	1312	994	1107	5943	405	563	11641
JUDICIAL DISPOSITIONS.....									
GUILTY PLEAS.....	130	363	678	271	450	110	0	0	1872
INFORMAL CIVIL HEARINGS BY JUDGE.....	140	0	0	0	0	203	0	0	203
FORMAL CIVIL HEARINGS BY JUDGE.....	145	0	0	0	0	30	0	0	30
TRIALS WITHOUT JURY.....	150	12	33	10	37	0	12	51	162
TRIALS BY JURY.....	155	1	4	1	0	0	1	0	8
DISMISSALS.....	160	232	165	123	171	363	29	31	1129
PRELIMINARY EXAMS WAIVED.....	170	5	45	0	0	0	0	0	50
PRELIMINARY EXAMS CONDUCTED.....	175	2	40	0	0	0	0	0	42
BENCH WARRANTS.....	180	43	17	19	11	0	0	0	90
NO PROGRESS.....	185	0	0	0	0	0	0	0	0
OTHER JUDICIAL DISPOSITIONS.....	190	45	99	34	39	1047	180	246	1889
SUBTOTAL (ADD LINES 130 THROUGH 190).....	200	703	1081	458	708	1753	222	328	5475
OTHER DISPOSITIONS.....									
MAGISTRATES - GUILTY AND ADMISSIONS.....	210	0	0	0	0	0	0	0	0
MAGISTRATES - INFORMAL HEARINGS - CIVIL.....	215	0	0	0	0	0	0	0	0
TRAFFIC BUREAU.....	220	123	0	90	0	3305	0	0	3518
NON-SERVICE.....	230	53	115	38	28	0	115	142	508
SUBTOTAL (ADD LINES 210 THROUGH 230).....	240	176	115	128	28	3305	115	142	4026
TOTAL DISPOSITIONS (ADD LINES 200 AND 240).....	250	879	1196	586	736	5058	337	470	9501
PENDING CASES AT THE END OF YEAR.....									
INACTIVE: BENCH WARRANTS (LINES 10 - 90 + 180).....	260	119	43	72	39	0	0	0	273
INACTIVE: NON-SERVICE (LINES 20 - 95 + 230).....	270	218	295	147	108	0	129	131	1100
ACTIVE PENDING (SUBTRACT LINE 250 FROM LINE 120).....	280	141	116	408	371	885	68	93	2140
TOTAL CASES PENDING AT END OF YEAR(LINES 260+270+280).....	290	478	454	627	518	885	197	224	3513
CIVIL CASES PENDING OVER 1 YEAR.....	300	0	0	0	0	1	0	0	1

REGION 2

DISTRICT #72

COURT SUMMARY

* CRIMINAL *					* CIVIL *			* T *		

* STATE OFFENSE * ORDINANCE *					* CIVIL * * SUM-			* T *		

* TRAF- * TRAF- * TRAF- * TRAF- * CTIONS*					* CIVIL * SMALL * MARY *			* L *		
* FIC * FIC * FIC * FIC *					* CLAIMS * PROC. *			* S *		

PENDING CASES AT THE BEGINNING OF THE YEAR.....										
INACTIVE BENCH WARRANTS.....	10	297	140	128	64	0	0	0	0	629
INACTIVE: NON-SERVICE.....	20	1480	782	685	302	0	490	298	377	4424
TOTAL (ADD LINES 10 AND 20).....	30	1777	932	813	366	0	490	298	377	5053
ACTIVE PENDING.....	40	456	379	497	436	1408	1292	442	267	5177
NEW CASES FILED THIS YEAR.....	50	2697	2915	1377	2092	16522	1643	1246	552	29044
SUBTOTAL ACTIVE.....	60	3153	3294	1874	2528	17930	2935	1688	819	34221
RE-OPENED CASES.....										
REMANDS FROM HIGHER COURTS.....	70	1	18	0	0	0	0	0	0	19
PROBATION VIOLATIONS.....	80	0	1	0	0	0	0	0	0	1
MISTRIALS.....	85	0	1	0	0	0	0	0	0	1
APPEARANCE AFTER BENCH WARRANT ISSUED.....	90	60	43	40	32	0	0	0	0	175
SERVICE MADE/ARRAIGNMENT.....	95	190	596	81	52	0	235	194	68	1416
APPEALS FROM MAGISTRATES.....	100	1	0	0	0	16	0	0	0	17
OTHER.....	105	121	93	55	23	658	87	11	3	1051
SUBTOTAL (ADD LINES 70 THROUGH 100).....	110	373	752	176	107	674	322	205	71	2680
TOTAL ACTIVE CASELOAD THIS YEAR (ADD LINES 60 AND 110).....	170	3526	4046	2050	2635	18604	3257	1893	890	36901
JUDICIAL DISPOSITIONS.....										
GUILTY PLEAS.....	130	1619	1585	758	1572	195	0	0	0	5729
INFORMAL CIVIL HEARINGS BY JUDGE.....	140	0	0	0	0	499	0	0	0	499
FORMAL CIVIL HEARINGS BY JUDGE.....	145	0	0	0	0	67	0	0	0	67
TRIALS WITHOUT JURY.....	150	59	87	39	71	0	21	148	7	412
TRIALS BY JURY.....	155	16	16	1	3	0	8	0	1	45
DISMISSALS.....	160	745	422	291	262	1030	319	201	47	3317
PRELIMINARY EXAMS WAIVED.....	170	5	141	0	0	0	0	0	0	146
PRELIMINARY EXAMS CONDUCTED.....	175	3	218	0	0	0	0	0	0	221
BENCH WARRANTS.....	180	124	66	55	30	0	0	0	0	275
NO PROGRESS.....	185	0	0	0	0	0	0	0	0	0
OTHER JUDICIAL DISPOSITIONS.....	190	135	191	61	66	3003	890	541	355	5242
SUBTOTAL (ADD LINES 130 THROUGH 190).....	200	2706	2706	1205	2004	4794	1238	890	410	15953
OTHER DISPOSITIONS.....										
MAGISTRATES - GUILTY AND ADMISSIONS.....	210	0	0	0	0	0	0	0	0	0
MAGISTRATES - INFORMAL HEARINGS - CIVIL.....	215	0	0	0	0	0	0	0	0	0
TRAFFIC BUREAU.....	220	123	0	90	0	12098	0	0	0	12311
NON-SERVICE.....	230	230	700	83	74	0	306	236	80	1709
SUBTOTAL (ADD LINES 210 THROUGH 230).....	240	353	700	173	74	12098	306	236	80	14020
TOTAL DISPOSITIONS (ADD LINES 200 AND 240).....	250	3059	3406	1378	2078	16892	1544	1126	490	29973
PENDING CASES AT THE END OF YEAR.....										
INACTIVE: BENCH WARRANTS (LINES 10 - 90 + 180).....	260	361	163	143	62	0	0	0	0	729
INACTIVE: NON-SERVICE (LINES 20 - 95 + 230).....	270	1520	896	687	324	0	561	340	389	4717
ACTIVE PENDING (SUBTRACT LINE 250 FROM LINE 120).....	280	467	640	672	557	1712	1713	767	400	6928
TOTAL CASES PENDING AT END OF YEAR (LINES 260+270+280).....	290	2348	1699	1502	943	1712	2274	1107	789	12374
CIVIL CASES PENDING OVER 1 YEAR.....	300	0	0	0	0	1	0	0	0	1

REGION 2

DISTRICT #73-1

HURON COUNTY

* C R I M I N A L *					* C I V I L *				* T *	

* STATE OFFENSE * ORDINANCE *					* CIVIL *		* SUM-		* T *	

L	* NON	* NON	* NON	* NON	* CIVIL	* SMALL	* MARY	* A *		
I	* TRAF-	* TRAF-	* TRAF-	* TRAF-	* CTIONS	* CIVIL	* CLAIMS	* PROC.	* L *	
N	* FIC	* FIC	* FIC	* FIC	*	*	*	*	* S *	
E	*	*	*	*	*	*	*	*	* * *	

PENDING CASES AT THE BEGINNING OF THE YEAR.....										
INACTIVE BENCH WARRANTS.....	10	23	7	9	4	0	0	0	0	43
INACTIVE: NON-SERVICE.....	20	65	36	42	5	0	36	66	0	250
TOTAL (ADD LINES 10 AND 20).....	30	88	43	51	9	0	36	66	0	293
ACTIVE PENDING.....	40	106	188	15	10	207	43	36	2	607
NEW CASES FILED THIS YEAR.....	50	1214	1121	250	135	3348	237	653	40	6988
SUBTOTAL ACTIVE.....	60	1320	1309	265	145	3555	280	689	42	7405
RE-OPENED CASES.....										
REMANDS FROM HIGHER COURTS.....	70	0	1	0	0	0	1	0	0	2
PROBATION VIOLATIONS.....	80	82	95	41	14	0	0	0	0	232
MISTRIALS.....	85	0	0	0	0	0	0	0	0	0
APPEARANCE AFTER BENCH WARRANT ISSUED.....	90	23	11	6	3	0	0	0	0	43
SERVICE MADE/ARRAIGNMENT.....	95	28	125	7	14	0	139	296	0	609
APPEALS FROM MAGISTRATES.....	100	0	0	0	0	13	0	0	0	13
OTHER.....	105	0	1	0	0	0	1	0	0	2
SUBTOTAL (ADD LINES 70 THROUGH 100).....	110	133	233	54	31	13	141	296	0	901
TOTAL ACTIVE CASELOAD THIS YEAR (ADD LINES 60 AND 110).....	120	1453	1542	319	176	3568	421	985	42	8506
JUDICIAL DISPOSITIONS.....										
GUILTY PLEAS.....	130	276	496	128	95	23	0	0	0	1018
INFORMAL CIVIL HEARINGS BY JUDGE.....	140	0	0	0	0	3	0	0	0	3
FORMAL CIVIL HEARINGS BY JUDGE.....	145	0	0	0	0	27	0	0	0	27
TRIALS WITHOUT JURY.....	150	19	63	9	19	0	26	103	25	264
TRIALS BY JURY.....	155	2	5	1	0	0	0	0	0	8
DISMISSALS.....	160	118	97	28	26	13	69	168	11	530
PRELIMINARY EXAMS WAIVED.....	170	0	31	0	0	0	0	0	0	31
PRELIMINARY EXAMS CONDUCTED.....	175	0	57	0	0	0	0	0	0	57
BENCH WARRANTS.....	180	23	6	9	0	0	0	0	0	38
NO PROGRESS.....	185	0	0	0	0	0	4	50	0	54
OTHER JUDICIAL DISPOSITIONS.....	190	82	95	40	14	688	161	323	6	1409
SUBTOTAL (ADD LINES 130 THROUGH 190).....	200	520	850	215	154	754	260	644	42	3439
OTHER DISPOSITIONS.....										
MAGISTRATES - GUILTY AND ADMISSIONS.....	210	849	421	86	0	2537	0	0	0	3893
MAGISTRATES - INFORMAL HEARINGS - CIVIL.....	215	0	0	0	0	110	0	0	0	110
TRAFFIC BUREAU.....	220	0	0	0	0	0	0	0	0	0
NON-SERVICE.....	230	13	102	2	13	0	126	303	0	559
SUBTOTAL (ADD LINES 210 THROUGH 230).....	240	862	523	88	13	2647	126	303	0	4562
TOTAL DISPOSITIONS (ADD LINES 200 AND 240).....	250	1382	1373	303	167	3401	386	947	42	8001
PENDING CASES AT THE END OF YEAR.....										
INACTIVE: BENCH WARRANTS (LINES 10 - 90 + 180).....	260	23	2	12	1	0	0	0	0	38
INACTIVE: NON-SERVICE (LINES 20 - 95 + 230).....	270	50	13	37	4	0	23	73	0	200
ACTIVE PENDING (SUBTRACT LINE 250 FROM LINE 120).....	280	71	169	16	9	167	35	38	0	505
TOTAL CASES PENDING AT END OF YEAR (LINES 260+270+280).....	290	144	184	65	14	167	58	111	0	743
CIVIL CASES PENDING OVER 1 YEAR.....	300	0	0	0	0	0	0	0	0	0

REGION 2

DISTRICT #73-2

SANILAC COUNTY

* C R I M I N A L *					* C I V I L *					
* STATE OFFENSE * ORDINANCE *					* T * O * T * A * L *					

L	* NON	* TRAF-	* TRAF-	* TRAF-	* TRAF-	CIVIL	* CIVIL	* SMALL	* SUM-	
I	* FIC	* FIC	* FIC	* FIC	* FIC	CTIONS	CIVIL	CLAIMS	MARY	
N	* FIC	* FIC	* FIC	* FIC	* FIC				PROC.	
E										

PENDING CASES AT THE BEGINNING OF THE YEAR.....										
INACTIVE BENCH WARRANTS.....	10	12	5	1	0	0	0	0	0	18
INACTIVE: NON-SERVICE.....	20	128	47	46	2	0	36	13	4	276
TOTAL (ADD LINES 10 AND 20).....	30	140	52	47	2	0	36	13	4	294
ACTIVE PENDING.....	40	141	21	39	8	21	63	47	9	349
NEW CASES FILED THIS YEAR.....	50	1676	551	979	42	3892	359	542	57	8108
SUBTOTAL ACTIVE.....	60	1817	572	1018	50	3913	432	589	66	8457
RE-OPENED CASES.....										
REMANDS FROM HIGHER COURTS.....	70	0	0	0	0	0	1	0	0	1
PROBATION VIOLATIONS.....	80	0	0	0	0	0	0	0	0	0
MISTRIALS.....	85	0	0	0	0	0	0	0	0	0
APPEARANCE AFTER BENCH WARRANT ISSUED.....	90	6	7	3	0	0	0	0	0	0
SERVICE MADE/ARRAIGNMENT.....	95	80	93	28	3	0	139	110	13	466
APPEALS FROM MAGISTRATES.....	100	0	0	0	0	0	0	0	0	0
OTHER.....	105	0	0	0	0	0	0	0	0	0
SUBTOTAL (ADD LINES 70 THROUGH 100).....	110	86	100	31	3	8	140	110	13	491
TOTAL ACTIVE CASELOAD THIS YEAR (ADD LINES 60 AND 110).....	120	1903	672	1049	53	3921	572	699	79	8948
JUDICIAL DISPOSITIONS.....										
GUILTY PLEAS.....	130	279	251	145	30	7	0	0	0	712
INFORMAL CIVIL HEARINGS BY JUDGE.....	140	0	0	0	0	0	0	0	0	0
FORMAL CIVIL HEARINGS BY JUDGE.....	145	0	0	0	0	15	0	0	0	15
TRIALS WITHOUT JURY.....	150	10	10	11	1	0	24	73	8	137
TRIALS BY JURY.....	155	2	2	2	0	0	1	0	0	7
DISMISSALS.....	160	603	79	235	5	412	90	266	10	1700
PRELIMINARY EXAMS WAIVED.....	170	6	18	0	0	0	0	0	0	24
PRELIMINARY EXAMS CONDUCTED.....	175	1	18	0	0	0	0	0	0	19
BENCH WARRANTS.....	180	7	14	7	0	0	0	0	0	28
NO PROGRESS.....	185	0	0	0	0	0	0	0	0	0
OTHER JUDICIAL DISPOSITIONS.....	190	13	0	0	0	653	241	193	34	1134
SUBTOTAL (ADD LINES 130 THROUGH 190).....	200	921	392	400	36	1087	356	532	52	3776
OTHER DISPOSITIONS.....										
MAGISTRATES - GUILTY AND ADMISSIONS.....	210	771	146	568	0	2668	0	0	0	4153
MAGISTRATES - INFORMAL HEARINGS - CIVIL.....	215	0	0	0	0	131	0	0	0	131
TRAFFIC BUREAU.....	220	0	0	0	0	0	0	0	0	0
NON-SERVICE.....	230	108	112	56	9	0	189	160	25	659
SUBTOTAL (ADD LINES 210 THROUGH 230).....	240	879	258	624	9	2799	189	160	25	4943
TOTAL DISPOSITIONS (ADD LINES 200 AND 240).....	250	1800	650	1024	45	3886	545	692	77	8719
PENDING CASES AT THE END OF YEAR.....										
INACTIVE: BENCH WARRANTS (LINES 10 - 90 + 180).....	260	13	12	5	0	0	0	0	0	30
INACTIVE: NON-SERVICE (LINES 20 - 95 + 230).....	270	156	66	74	8	0	86	63	16	469
ACTIVE PENDING (SUBTRACT LINE 250 FROM LINE 120).....	280	103	22	25	8	35	27	7	2	229
TOTAL CASES PENDING AT END OF YEAR(LINES 260+270+280).....	290	272	100	104	16	35	113	70	18	728
CIVIL CASES PENDING OVER 1 YEAR.....	300	0	0	0	0	0	0	0	0	0

REGION 2

DISTRICT #74

BAY COUNTY

* C R I M I N A L *					* C I V I L *				* T *

* STATE OFFENSE *		* ORDINANCE *			* CIVIL *	* SMALL *	* MARY *	* SUM- *	* T *

L	* TRAF- *	* TRAF- *	* TRAF- *	* TRAF- *	* CTIONS *	CIVIL	CLAIMS	PRDC.	* S *

E	* FIC *	* FIC *	* FIC *	* FIC *	*	*	*	*	*

PENDING CASES AT THE BEGINNING OF THE YEAR.....	10	186	102	21	25	156	0	0	490
INACTIVE BENCH WARRANTS.....	20	966	248	288	16	0	87	130	1752
TOTAL (ADD LINES 10 AND 20).....	30	1152	350	309	41	156	87	130	2242
ACTIVE PENDING.....	40	527	236	219	45	1096	325	215	2708
NEW CASES FILED THIS YEAR.....	50	3908	2081	1446	274	13432	1018	1221	23895
SUBTOTAL ACTIVE.....	60	4435	2317	1665	319	14528	1343	1436	26603
RE-OPENED CASES.....									
REMANDS FROM HIGHER COURTS.....	70	0	32	0	0	0	0	0	32
PROBATION VIOLATIONS.....	80	57	49	10	9	0	0	0	125
MISTRIALS.....	85	1	0	0	0	0	0	0	1
APPEARANCE AFTER BENCH WARRANT ISSUED.....	90	235	139	30	35	166	0	0	605
SERVICE MADE/ARRAIGNMENT.....	95	820	280	333	10	0	426	523	2452
APPEALS FROM MAGISTRATES.....	100	0	0	0	0	6	0	0	6
OTHER.....	105	17	59	2	1	2	0	0	81
SUBTOTAL (ADD LINES 70 THROUGH 100).....	110	1130	559	375	55	174	426	523	3302
TOTAL ACTIVE CASELOAD THIS YEAR (ADD LINES 60 AND 110).....	120	5565	2876	2040	374	14702	1769	1959	29905
JUDICIAL DISPOSITIONS.....									
GUILTY PLEAS.....	130	1985	901	562	149	439	0	0	4036
INFORMAL CIVIL HEARINGS BY JUDGE.....	140	0	0	0	0	42	0	0	42
FORMAL CIVIL HEARINGS BY JUDGE.....	145	0	0	0	0	88	0	0	88
TRIALS WITHOUT JURY.....	150	83	37	28	23	0	61	243	718
TRIALS BY JURY.....	155	21	22	0	7	0	16	0	67
DISMISSALS.....	160	703	412	273	61	965	374	569	3517
PRELIMINARY EXAMS WAIVED.....	170	0	111	0	0	0	0	0	111
PRELIMINARY EXAMS CONDUCTED.....	175	0	281	0	0	0	0	0	281
BENCH WARRANTS.....	180	263	165	31	33	509	0	0	1001
NO PROGRESS.....	185	0	0	0	0	0	102	88	214
OTHER JUDICIAL DISPOSITIONS.....	190	46	24	25	10	80	529	372	1200
SUBTOTAL (ADD LINES 130 THROUGH 190).....	200	3101	1953	919	283	2123	1082	1272	11275
OTHER DISPOSITIONS.....									
MAGISTRATES - GUILTY AND ADMISSIONS.....	210	1652	406	822	52	2283	0	0	5215
MAGISTRATES - INFORMAL HEARINGS - CIVIL.....	215	0	0	0	0	281	0	0	281
TRAFFIC BUREAU.....	220	0	0	0	0	8680	0	0	8680
NON-SERVICE.....	230	317	225	112	1	0	416	495	1618
SUBTOTAL (ADD LINES 210 THROUGH 230).....	240	1969	631	934	53	11244	416	495	15794
TOTAL DISPOSITIONS (ADD LINES 200 AND 240).....	250	5070	2584	1853	336	13367	1498	1767	27069
PENDING CASES AT THE END OF YEAR.....									
INACTIVE: BENCH WARRANTS (LINES 10 - 90 + 180).....	260	214	128	22	23	499	0	0	886
INACTIVE: NON-SERVICE (LINES 20 - 95 + 230).....	270	463	193	67	7	0	77	102	918
ACTIVE PENDING (SUBTRACT LINE 250 FROM LINE 120).....	280	495	292	187	38	1335	271	192	2836
TOTAL CASES PENDING AT END OF YEAR(LINES 260+270+280).....	290	1172	613	276	68	1834	348	294	4640
CIVIL CASES PENDING OVER 1 YEAR.....	300	0	0	0	0	0	11	0	11

REGION SUMMARY

* C R I M I N A L *					* C I V I L *			* T *		

* STATE OFFENSE *		* ORDINANCE *			* CIVIL *		* SUM- *		* T *	

L	* NON	* TRAF-	* TRAF-	* TRAF-	* TRAF-	* CIVIL	* SMALL	* MARY	* A *	
N	* FIC	* FIC	* FIC	* FIC	* FIC	* CTIONS	* CIVIL	* CLAIMS	* PROC.	
E	* FIC	* FIC	* FIC	* FIC	* FIC	* CTIONS	* CIVIL	* CLAIMS	* PROC.	

PENDING CASES AT THE BEGINNING OF THE YEAR.....										
INACTIVE BENCH WARRANTS.....	10	4487	3933	8873	3945	156	99	12	2	21507
INACTIVE: NON-SERVICE.....	20	19522	11893	27131	7090	1818	11546	3442	1811	84253
TOTAL (ADD LINES 10 AND 20).....	30	24009	15826	36004	11035	1974	11645	3454	1813	105760
ACTIVE PENDING.....	40	16192	9946	19641	10552	34004	16318	3899	1879	112431
NEW CASES FILED THIS YEAR.....	50	50840	53246	77983	40230	417504	50186	29287	29718	748994
SUBTOTAL ACTIVE.....	60	67032	63192	97624	50782	451508	66504	33186	31597	861425
RE-OPENED CASES.....										
REMANDS FROM HIGHER COURTS.....	70	15	392	2	4	1	415	0	5	834
PROBATION VIOLATIONS.....	80	362	577	203	377	0	0	0	0	1519
MISTRIALS.....	85	10	6	1	1	0	8	0	0	26
APPEARANCE AFTER BENCH WARRANT ISSUED.....	90	2702	2225	4110	2035	227	49	5	0	11353
SERVICE MADE/ARRAIGNMENT.....	95	7338	8717	8648	8706	946	26045	10314	6478	77192
APPEALS FROM MAGISTRATES.....	100	8	0	9	1	581	0	0	0	599
OTHER.....	105	652	1256	928	1094	5877	1808	527	275	12417
SUBTOTAL (ADD LINES 70 THROUGH 100).....	110	11087	13173	13901	12218	7632	28325	10846	6758	103940
TOTAL ACTIVE CASELOAD THIS YEAR (ADD LINES 60 AND 110).....	120	78119	76365	111525	63000	459140	94829	44032	38355	965365
JUDICIAL DISPOSITIONS.....										
GUILTY PLEAS.....	130	20731	15916	26842	15530	24060	0	0	0	103079
INFORMAL CIVIL HEARINGS BY JUDGE.....	140	0	0	0	0	15957	5	18	15	15995
FORMAL CIVIL HEARINGS BY JUDGE.....	145	0	0	0	0	2934	3	0	0	2937
TRIALS WITHOUT JURY.....	150	1718	1640	4803	4188	1	2976	5823	4790	25939
TRIALS BY JURY.....	155	226	338	161	182	0	411	13	57	1388
DISMISSALS.....	160	9336	9149	12398	11280	24108	12288	7841	8556	94956
PRELIMINARY EXAMS WAIVED.....	170	153	4330	0	0	0	0	0	0	4483
PRELIMINARY EXAMS CONDUCTED.....	175	105	5757	0	0	0	0	0	0	5862
BENCH WARRANTS.....	180	3170	2844	4755	2656	6723	98	11	0	20257
NO PROGRESS.....	185	0	0	0	0	3	3322	550	338	4213
OTHER JUDICIAL DISPOSITIONS.....	190	1660	3192	4655	5483	56699	30108	10547	15970	128314
SUBTOTAL (ADD LINES 130 THROUGH 190).....	200	37099	43166	53614	39319	130485	49211	24803	29726	407423
OTHER DISPOSITIONS.....										
MAGISTRATES - GUILTY AND ADMISSIONS.....	210	11743	8815	10112	1761	61013	0	0	0	93444
MAGISTRATES - INFORMAL HEARINGS - CIVIL.....	215	0	0	0	0	9816	0	0	0	9816
TRAFFIC BUREAU.....	220	7611	3455	13657	6536	223862	0	0	0	255121
NON-SERVICE.....	230	6406	9774	9251	5637	2182	28627	13542	6559	81978
SUBTOTAL (ADD LINES 210 THROUGH 230).....	240	25760	22044	33020	13934	296873	28627	13542	6559	440359
TOTAL DISPOSITIONS (ADD LINES 200 AND 240).....	250	62859	65210	86634	53253	427358	77838	38345	36285	847782
PENDING CASES AT THE END OF YEAR.....										
INACTIVE: BENCH WARRANTS (LINES 10 - 90 + 180).....	260	4955	4552	9518	4566	6652	148	18	2	30411
INACTIVE: NON-SERVICE (LINES 20 - 95 + 230).....	270	18590	12950	27734	4021	3054	14128	6670	1892	89039
ACTIVE PENDING (SUBTRACT LINE 250 FROM LINE 120).....	280	15260	11155	24891	9747	31782	16991	5687	2070	117583
TOTAL CASES PENDING AT END OF YEAR(LINES 260+270+280).....	290	38805	28657	62143	18334	41488	31267	12375	3964	237033
CIVIL CASES PENDING OVER 1 YEAR.....	300	0	0	0	0	854	997	111	46	2008

REGION 3

DISTRICT #2-1

LENAWEE COUNTY

* C R I M I N A L *					* C I V I L *					* T *

* STATE OFFENSE * ORDINANCE *					* C I V I L * * S U M - * A *					* T *

L	* NON	* NON	* NON	* NON	* I N F R A *	* S M A L L *	* S U M -	* M A R Y *	* L	* A *
E	* T R A F -	* T R A F -	* T R A F -	* T R A F -	* C T I O N S *	* C I V I L *	* C L A I M S *	* P R O C .	* S	* S *
	* F I C	* F I C	* F I C	* F I C						

PENDING CASES AT THE BEGINNING OF THE YEAR.....										
INACTIVE BENCH WARRANTS.....	10	347	302	114	50	0	0	0	0	813
INACTIVE: NON-SERVICE.....	20	63	158	178	135	135	243	159	46	1117
TOTAL (ADD LINES 10 AND 20).....	30	410	460	292	185	135	243	159	46	1930
ACTIVE PENDING.....	40	23	69	90	29	27	94	101	20	453
NEW CASES FILED THIS YEAR.....	50	2734	1454	1623	680	12847	1150	1527	245	22260
SUBTOTAL ACTIVE.....	60	2757	1523	1713	709	12874	1244	1628	265	22713
RE-OPENED CASES.....										
REMANDS FROM HIGHER COURTS.....	70	0	20	0	0	0	0	0	0	20
PROBATION VIOLATIONS.....	80	90	70	40	39	0	0	0	0	239
MISTRIALS.....	85	2	0	0	0	0	0	0	0	2
APPEARANCE AFTER BENCH WARRANT ISSUED.....	90	130	74	60	33	0	0	0	0	297
SERVICE MADE/ARRAIGNMENT.....	95	56	134	13	60	0	871	916	171	2221
APPEALS FROM MAGISTRATES.....	100	10	0	1	0	1	0	0	0	12
OTHER.....	105	144	544	111	82	977	46	1	0	1905
SUBTOTAL (ADD LINES 70 THROUGH 100).....	110	432	842	225	214	978	917	917	171	4696
TOTAL ACTIVE CASELOAD THIS YEAR (ADD LINES 60 AND 110).....	120	3189	2365	1938	923	13852	2161	2545	436	27409
JUDICIAL DISPOSITIONS.....										
GUILTY PLEAS.....	130	851	777	494	231	34	0	0	0	2387
INFORMAL CIVIL HEARINGS BY JUDGE.....	140	0	0	0	0	57	0	0	0	57
FORMAL CIVIL HEARINGS BY JUDGE.....	145	0	0	0	0	137	0	0	0	137
TRIALS WITHOUT JURY.....	150	36	103	24	40	0	42	177	120	542
TRIALS BY JURY.....	155	22	38	12	11	0	4	0	0	87
DISMISSALS.....	160	84	159	48	117	17	254	592	30	1301
PRELIMINARY EXAMS WAIVED.....	170	0	200	0	0	0	0	0	0	200
PRELIMINARY EXAMS CONDUCTED.....	175	0	124	0	0	0	0	0	0	124
BENCH WARRANTS.....	180	159	177	74	33	0	0	0	0	443
NO PROGRESS.....	185	0	0	0	0	116	46	57	45	264
OTHER JUDICIAL DISPOSITIONS.....	190	2	21	0	19	2506	695	625	79	3947
SUBTOTAL (ADD LINES 130 THROUGH 190).....	200	1154	1599	652	451	2867	1041	1451	274	9489
OTHER DISPOSITIONS.....										
MAGISTRATES - GUILTY AND ADMISSIONS.....	210	422	561	135	202	2053	0	0	0	3373
MAGISTRATES - INFORMAL HEARINGS - CIVIL.....	215	0	0	0	0	303	0	0	0	303
TRAFFIC BUREAU.....	220	1368	71	1076	33	7993	0	0	0	10541
NON-SERVICE.....	230	30	133	30	92	0	998	947	141	2371
SUBTOTAL (ADD LINES 210 THROUGH 230).....	240	1820	765	1241	327	10349	998	947	141	16588
TOTAL DISPOSITIONS (ADD LINES 200 AND 240).....	250	2974	2364	1893	778	13216	2039	2398	415	26077
PENDING CASES AT THE END OF YEAR.....										
INACTIVE: BENCH WARRANTS (LINES 10 - 90 + 180).....	260	376	405	128	50	0	0	0	0	959
INACTIVE: NON-SERVICE (LINES 20 - 95 + 230).....	270	37	157	195	167	135	370	190	16	1267
ACTIVE PENDING (SUBTRACT LINE 250 FROM LINE 120).....	280	215	1	45	145	636	122	147	21	1332
TOTAL CASES PENDING AT END OF YEAR(LINES 260+270+280).....	290	628	563	368	362	771	492	337	37	3558
CIVIL CASES PENDING OVER 1 YEAR.....	300	0	0	0	0	0	0	0	0	0

REGION 3

DISTRICT #2-2

HILLSDALE COUNTY

* C R I M I N A L *					* C I V I L *				* T *	

* STATE OFFENSE *		* ORDINANCE *			* CIVIL *		* SUM- *		* A *	

L	I	N	E							
	* NON *	* TRAF- *	* TRAF- *	* TRAF- *	* TRAF- *	* CTIONS *	CIVIL *	* SMALL *	* MARY *	* S *
	* FIC *	* FIC *	* FIC *	* FIC *				CLAIMS *	PROC. *	

PENDING CASES AT THE BEGINNING OF THE YEAR.....										
INACTIVE BENCH WARRANTS.....	10	115	45	46	9	0	0	0	0	215
INACTIVE: NON-SERVICE.....	20	353	68	50	6	1	52	64	8	602
TOTAL (ADD LINES 10 AND 20).....	30	468	113	96	15	1	52	64	8	817
ACTIVE PENDING.....	40	191	215	110	28	154	100	50	12	860
NEW CASES FILED THIS YEAR.....	50	870	972	193	88	3837	370	641	67	7038
SUBTOTAL ACTIVE.....	60	1061	1187	303	116	3991	470	691	79	7898
RE-OPENED CASES.....										
REMANDS FROM HIGHER COURTS.....	70	0	17	0	0	0	2	0	0	19
PROBATION VIOLATIONS.....	80	55	13	4	2	0	0	0	0	74
MISTRIALS.....	85	0	1	0	0	0	0	0	0	1
APPEARANCE AFTER BENCH WARRANT ISSUED.....	90	16	9	3	2	1	2	0	0	33
SERVICE MADE/ARRAIGNMENT.....	95	55	17	19	2	2	187	206	35	523
APPEALS FROM MAGISTRATES.....	100	0	0	0	0	1	0	0	0	1
OTHER.....	105	0	2	0	0	96	37	0	0	135
SUBTOTAL (ADD LINES 70 THROUGH 100).....	110	126	59	26	6	100	228	206	35	786
TOTAL ACTIVE CASELOAD THIS YEAR (ADD LINES 60 AND 110).....	120	1187	1246	329	122	4091	698	897	114	8684
JUDICIAL DISPOSITIONS.....										
GUILTY PLEAS.....	130	391	259	62	30	154	0	0	0	896
INFORMAL CIVIL HEARINGS BY JUDGE.....	140	0	0	0	0	143	0	0	0	143
FORMAL CIVIL HEARINGS BY JUDGE.....	145	0	0	0	0	24	0	0	0	24
TRIALS WITHOUT JURY.....	150	18	23	2	9	0	15	130	1	198
TRIALS BY JURY.....	155	11	6	0	0	0	2	0	0	19
DISMISSALS.....	160	49	97	11	12	30	92	24	10	325
PRELIMINARY EXAMS WAIVED.....	170	3	116	0	0	0	0	0	0	119
PRELIMINARY EXAMS CONDUCTED.....	175	4	95	0	0	0	0	0	0	99
BENCH WARRANTS.....	180	43	25	16	3	2	4	0	0	93
NO PROGRESS.....	185	0	0	0	0	0	22	3	8	33
OTHER JUDICIAL DISPOSITIONS.....	190	0	4	0	0	754	249	460	53	1520
SUBTOTAL (ADD LINES 130 THROUGH 190).....	200	519	625	91	54	1107	384	617	72	3469
OTHER DISPOSITIONS.....										
MAGISTRATES - GUILTY AND ADMISSIONS.....	210	507	375	113	28	2862	0	0	0	3885
MAGISTRATES - INFORMAL HEARINGS - CIVIL.....	215	0	0	0	0	0	0	0	0	0
TRAFFIC BUREAU.....	220	0	0	0	0	0	0	0	0	0
NON-SERVICE.....	230	35	25	6	1	2	250	214	32	565
SUBTOTAL (ADD LINES 210 THROUGH 230).....	240	542	400	119	29	2864	250	214	32	4450
TOTAL DISPOSITIONS (ADD LINES 200 AND 240).....	250	1061	1025	210	83	3971	634	831	104	7919
PENDING CASES AT THE END OF YEAR.....										
INACTIVE: BENCH WARRANTS (LINES 10 - 90 + 180).....	260	142	61	59	10	1	2	0	0	275
INACTIVE: NON-SERVICE (LINES 20 - 95 + 230).....	270	333	76	37	5	1	115	72	5	644
ACTIVE PENDING (SUBTRACT LINE 250 FROM LINE 120).....	280	126	221	119	39	120	64	66	10	765
TOTAL CASES PENDING AT END OF YEAR(LINES 260+270+280).....	290	601	358	215	54	122	181	138	15	1684
CIVIL CASES PENDING OVER 1 YEAR.....	300	0	0	0	0	0	0	0	0	0

REGION 3

DISTRICT #3-1

BRANCH COUNTY

* C R I M I N A L *					* C I V I L *				
* STATE OFFENSE * ORDINANCE *					* T *				
L ***** CIVIL * * * * *					* T *				
I * * NON * * NON * INFRA * * SMALL * MARY * * * * *					* A *				
N * TRAF- * TRAF- * TRAF- * TRAF- * CTIONS* CIVIL * CLAIMS* PROC. * * * * *					* S *				
E * FIC * FIC * FIC * FIC * * * * *					* * * * *				

PENDING CASES AT THE BEGINNING OF THE YEAR.....									
INACTIVE BENCH WARRANTS.....	10	68	59	35	11	0	2	0	175
INACTIVE: NON-SERVICE.....	20	889	187	117	19	0	166	42	1426
TOTAL (ADD LINES 10 AND 20).....	30	957	246	152	30	0	168	42	1601
ACTIVE PENDING.....	40	188	117	53	20	170	87	35	678
NEW CASES FILED THIS YEAR.....	50	781	1283	440	208	4190	618	499	8084
SUBTOTAL ACTIVE.....	60	969	1400	493	228	4360	705	534	8762
RE-OPENED CASES.....									
REMANDS FROM HIGHER COURTS.....	70	0	8	0	0	0	0	0	8
PROBATION VIOLATIONS.....	80	12	7	1	0	0	0	0	20
MISTRIALS.....	85	0	0	0	0	0	0	0	0
APPEARANCE AFTER BENCH WARRANT ISSUED.....	90	30	29	5	8	0	3	0	75
SERVICE MADE/ARRAIGNMENT.....	95	53	1015	6	144	11	357	267	1898
APPEALS FROM MAGISTRATES.....	100	0	0	0	0	2	0	0	2
OTHER.....	105	10	11	10	0	0	0	0	31
SUBTOTAL (ADD LINES 70 THROUGH 100).....	110	105	1070	22	152	13	360	267	2034
TOTAL ACTIVE CASELOAD THIS YEAR (ADD LINES 60 AND 110).....	120	1074	2470	515	380	4373	1065	801	10796
JUDICIAL DISPOSITIONS.....									
GUILTY PLEAS.....	130	253	259	116	38	10	0	0	676
INFORMAL CIVIL HEARINGS BY JUDGE.....	140	0	0	0	0	2	0	0	2
FORMAL CIVIL HEARINGS BY JUDGE.....	145	0	0	0	0	13	0	0	13
TRIALS WITHOUT JURY.....	150	3	14	1	1	0	4	0	76
TRIALS BY JURY.....	155	18	11	4	1	0	0	0	34
DISMISSALS.....	160	120	290	64	68	500	116	152	1326
PRELIMINARY EXAMS WAIVED.....	170	0	44	0	0	0	0	0	44
PRELIMINARY EXAMS CONDUCTED.....	175	0	52	0	0	0	0	0	52
BENCH WARRANTS.....	180	21	35	3	7	1	2	0	69
NO PROGRESS.....	185	0	0	0	0	0	15	20	35
OTHER JUDICIAL DISPOSITIONS.....	190	12	57	8	6	487	293	210	1073
SUBTOTAL (ADD LINES 130 THROUGH 190).....	200	427	762	199	121	1013	430	382	3400
OTHER DISPOSITIONS.....									
MAGISTRATES - GUILTY AND ADMISSIONS.....	210	37	338	17	48	412	0	0	852
MAGISTRATES - INFORMAL HEARINGS - CIVIL.....	215	0	0	0	0	103	0	0	103
TRAFFIC BUREAU.....	220	274	0	106	0	1975	0	0	2355
NON-SERVICE.....	230	31	1101	3	176	15	381	347	2093
SUBTOTAL (ADD LINES 210 THROUGH 230).....	240	342	1439	126	224	2505	381	347	5403
TOTAL DISPOSITIONS (ADD LINES 200 AND 240).....	250	769	2201	322	345	3518	811	729	8803
PENDING CASES AT THE END OF YEAR.....									
INACTIVE: BENCH WARRANTS (LINES 10 - 90 + 180).....	260	59	65	33	10	1	1	0	169
INACTIVE: NON-SERVICE (LINES 20 - 95 + 230).....	270	867	273	114	51	4	190	122	1621
ACTIVE PENDING (SUBTRACT LINE 250 FROM LINE 120).....	280	305	269	193	35	855	254	72	1993
TOTAL CASES PENDING AT END OF YEAR(LINES 260+270+280).....	290	1231	607	340	96	860	445	194	3783
CIVIL CASES PENDING OVER 1 YEAR.....	300	0	0	0	0	0	4	0	4

REGION 3

DISTRICT #3-2

ST. JOSEPH COUNTY

* C R I M I N A L *					* C I V I L *				* T *	
* STATE OFFENSE * ORDINANCE *									* O *	
L * * * * *					CIVIL * * * * *				* A *	
I * TRAF- * TRAF- * TRAF- * TRAF- * CTIONS*					CIVIL * SMALL * MARY * * * * *				* L *	
E * FIC * FIC * FIC * FIC * * * * *									* S *	

PENDING CASES AT THE BEGINNING OF THE YEAR.....										
INACTIVE BENCH WARRANTS.....	10	58	55	25	12	0	0	1	0	151
INACTIVE: NON-SERVICE.....	20	46	101	10	7	0	475	77	23	739
TOTAL (ADD LINES 10 AND 20).....	30	104	156	35	19	0	475	78	23	890
ACTIVE PENDING.....	40	563	444	121	74	217	54	492	113	2078
NEW CASES FILED THIS YEAR.....	50	1514	1828	603	228	5349	456	698	148	10824
SUBTOTAL ACTIVE.....	60	2077	2272	724	302	5566	510	1190	261	12902
RE-OPENED CASES.....										
REMANDS FROM HIGHER COURTS.....	70	0	9	0	0	0	0	0	0	9
PROBATION VIOLATIONS.....	80	0	72	0	1	0	0	0	0	73
MISTRIALS.....	85	0	0	0	0	0	0	0	0	0
APPEARANCE AFTER BENCH WARRANT ISSUED.....	90	34	46	15	7	0	1	0	0	53
SERVICE MADE/ARRAIGNMENT.....	95	11	173	7	3	0	563	128	38	913
APPEALS FROM MAGISTRATES.....	100	1	0	1	0	4	0	0	0	0
OTHER.....	105	0	0	0	0	0	0	0	0	0
SUBTOTAL (ADD LINES 70 THROUGH 100).....	110	46	300	23	11	4	564	128	38	1114
TOTAL ACTIVE CASELOAD THIS YEAR (ADD LINES 60 AND 110).....	120	2123	2572	747	313	5570	1074	1318	299	14016
JUDICIAL DISPOSITIONS.....										
GUILTY PLEAS.....	130	475	989	256	104	106	0	0	0	1930
INFORMAL CIVIL HEARINGS BY JUDGE.....	140	0	0	0	0	1	0	0	0	1
FORMAL CIVIL HEARINGS BY JUDGE.....	145	0	0	0	0	11	0	0	0	11
TRIALS WITHOUT JURY.....	150	37	54	11	12	0	31	137	105	387
TRIALS BY JURY.....	155	8	7	1	2	0	1	0	0	19
DISMISSALS.....	160	453	437	119	47	131	171	139	45	1542
PRELIMINARY EXAMS WAIVED.....	170	1	90	0	0	0	0	0	0	91
PRELIMINARY EXAMS CONDUCTED.....	175	4	102	0	0	0	0	0	0	106
BENCH WARRANTS.....	180	65	98	21	8	0	2	0	0	194
NO PROGRESS.....	185	0	0	0	0	0	146	127	15	288
OTHER JUDICIAL DISPOSITIONS.....	190	360	199	70	27	49	425	757	92	1979
SUBTOTAL (ADD LINES 130 THROUGH 190).....	200	1403	1976	478	200	298	776	1160	257	6548
OTHER DISPOSITIONS.....										
MAGISTRATES - GUILTY AND ADMISSIONS.....	210	534	167	145	25	782	0	0	0	1653
MAGISTRATES - INFORMAL HEARINGS - CIVIL.....	215	0	0	0	0	234	0	0	0	234
TRAFFIC BUREAU.....	220	0	0	0	0	3827	0	0	0	3827
NON-SERVICE.....	230	25	214	13	3	0	136	83	27	501
SUBTOTAL (ADD LINES 210 THROUGH 230).....	240	559	381	158	28	4843	136	83	27	6215
TOTAL DISPOSITIONS (ADD LINES 200 AND 240).....	250	1962	2357	636	228	5141	912	1243	284	12763
PENDING CASES AT THE END OF YEAR.....										
INACTIVE: BENCH WARRANTS (LINES 10 - 90 + 180).....	260	89	107	31	13	0	1	1	0	242
INACTIVE: NON-SERVICE (LINES 20 - 95 + 230).....	270	60	142	16	7	0	48	32	12	317
ACTIVE PENDING (SUBTRACT LINE 250 FROM LINE 120).....	280	161	215	111	85	429	162	75	15	1253
TOTAL CASES PENDING AT END OF YEAR(LINES 260+270+280).....	290	310	464	158	105	429	211	108	27	1812
CIVIL CASES PENDING OVER 1 YEAR.....	300	0	0	0	0	0	16	6	2	24

REGION 3

DISTRICT #4

CASS COUNTY

	* CRIMINAL *				* CIVIL *				* T *	
	*****				*****				0 *	
	* STATE OFFENSE *	* ORDINANCE *							* T *	
L	*****									
I	* NON *	* NON *	* NON *	* NON *	* CIVIL *	* SMALL *	* MARY *	* SUM-	* A *	
N	* TRAF- * TRAF- * TRAF- * TRAF- * CTIONS*	* CIVIL *	* CLAIMS*	* PROC.	* S *					
E	* FIC * FIC * FIC * FIC *									

PENDING CASES AT THE BEGINNING OF THE YEAR.....										
INACTIVE BENCH WARRANTS.....	10	661	94	294	10	0	0	0	0	1059
INACTIVE: NON-SERVICE.....	20	2	187	1	37	11	79	94	2	413
TOTAL (ADD LINES 10 AND 20).....	30	663	281	295	47	11	79	94	2	1472
ACTIVE PENDING.....	40	354	76	219	81	327	139	18	13	1227
NEW CASES FILED THIS YEAR.....	50	907	1098	544	261	4613	628	507	116	8674
SUBTOTAL ACTIVE.....	60	1261	1174	763	342	4940	767	525	129	9901
RE-OPENED CASES.....										
REMANDS FROM HIGHER COURTS.....	70	0	7	0	0	0	2	0	0	9
PROBATION VIOLATIONS.....	80	0	0	0	0	0	0	0	0	0
MISTRIALS.....	85	0	0	0	0	0	0	0	0	0
APPEARANCE AFTER BENCH WARRANT ISSUED.....	90	70	30	35	0	0	0	0	0	135
SERVICE MADE/ARRAIGNMENT.....	95	19	64	10	1	1	548	466	92	1201
APPEALS FROM MAGISTRATES.....	100	0	0	0	0	3	0	0	0	3
OTHER.....	105	3	26	4	0	6	0	0	0	39
SUBTOTAL (ADD LINES 70 THROUGH 100).....	110	92	127	49	1	10	550	466	92	1387
TOTAL ACTIVE CASELOAD THIS YEAR (ADD LINES 60 AND 110).....	120	1353	1301	812	343	4950	1317	991	221	11288
JUDICIAL DISPOSITIONS.....										
GUILTY PLEAS.....	130	291	248	116	53	26	0	0	0	734
INFORMAL CIVIL HEARINGS BY JUDGE.....	140	0	0	0	0	0	0	0	0	0
FORMAL CIVIL HEARINGS BY JUDGE.....	145	0	0	0	0	12	0	0	0	12
TRIALS WITHOUT JURY.....	150	1	14	1	1	0	24	0	27	68
TRIALS BY JURY.....	155	0	7	1	1	0	5	0	0	14
DISMISSALS.....	160	234	491	50	79	393	167	142	16	1612
PRELIMINARY EXAMS WAIVED.....	170	0	78	0	0	0	0	0	0	78
PRELIMINARY EXAMS CONDUCTED.....	175	0	44	0	0	0	0	0	0	44
BENCH WARRANTS.....	180	214	48	107	6	0	0	0	0	375
NO PROGRESS.....	185	0	0	0	0	0	10	2	0	12
OTHER JUDICIAL DISPOSITIONS.....	190	15	3	5	0	1011	352	308	52	1746
SUBTOTAL (ADD LINES 130 THROUGH 190).....	200	755	933	320	140	1442	558	452	95	4695
OTHER DISPOSITIONS.....										
MAGISTRATES - GUILTY AND ADMISSIONS.....	210	55	159	114	47	228	0	0	0	603
MAGISTRATES - INFORMAL HEARINGS - CIVIL.....	215	0	0	0	0	146	0	0	0	146
TRAFFIC BUREAU.....	220	452	0	260	0	2806	0	0	0	3518
NON-SERVICE.....	230	17	0	9	0	28	626	507	116	1303
SUBTOTAL (ADD LINES 210 THROUGH 230).....	240	524	159	383	47	3208	626	507	116	5570
TOTAL DISPOSITIONS (ADD LINES 200 AND 240).....	250	1279	1092	703	187	4650	1184	959	211	10265
PENDING CASES AT THE END OF YEAR.....										
INACTIVE: BENCH WARRANTS (LINES 10 - 90 + 180).....	260	805	112	366	16	0	0	0	0	1299
INACTIVE: NON-SERVICE (LINES 20 - 95 + 230).....	270	0	123	0	36	38	157	135	26	515
ACTIVE PENDING (SUBTRACT LINE 250 FROM LINE 120).....	280	74	209	109	156	300	133	32	10	1023
TOTAL CASES PENDING AT END OF YEAR(LINES 260+270+280).....	290	879	444	475	208	338	290	167	36	2837
CIVIL CASES PENDING OVER 1 YEAR.....	300	0	0	0	0	0	0	0	0	0

REGION 3

DISTRICT #7-1

CITY OF PAW PAW

* C R I M I N A L *					* C I V I L *				* T *	
* STATE OFFENSE * ORDINANCE *									* O *	
L ***** CIVIL *									* A *	
I * TRAF- * NON * TRAF- * NON * TRAF- * TRAF- * CTIONS*					* CIVIL * SMALL * MARY *				* L *	
N * FIC * FIC * FIC * FIC *									* S *	
E * * * * *									* * * * *	

PENDING CASES AT THE BEGINNING OF THE YEAR.....										
INACTIVE BENCH WARRANTS.....	10	309	64	0	2	0	0	0	0	375
INACTIVE: NON-SERVICE.....	20	1092	474	0	6	0	165	49	4	1790
TOTAL (ADD LINES 10 AND 20).....	30	1401	538	0	8	0	165	49	4	2165
ACTIVE PENDING.....	40	1106	155	1	11	1258	82	35	4	2652
NEW CASES FILED THIS YEAR.....	50	1892	1466	0	101	5748	669	410	154	10440
SUBTOTAL ACTIVE.....	60	2998	1621	1	112	7006	751	445	158	13092
RE-OPENED CASES.....										
REMANDS FROM HIGHER COURTS.....	70	0	24	0	0	0	3	0	0	27
PROBATION VIOLATIONS.....	80	29	8	0	0	0	0	0	0	37
MISTRIALS.....	85	0	0	0	0	0	0	0	0	0
APPEARANCE AFTER BENCH WARRANT ISSUED.....	90	12	21	0	0	1	0	0	0	34
SERVICE MADE/ARRAIGNMENT.....	95	215	970	0	4	1	709	411	144	2454
APPEALS FROM MAGISTRATES.....	100	0	0	0	0	6	0	0	0	6
OTHER.....	105	0	120	0	0	1	16	0	0	137
SUBTOTAL (ADD LINES 70 THROUGH 100).....	110	256	1143	0	4	9	728	411	144	2695
TOTAL ACTIVE CASELOAD THIS YEAR (ADD LINES 60 AND 110).....	120	3254	2764	1	116	7015	1479	856	302	15787
JUDICIAL DISPOSITIONS.....										
GUILTY PLEAS.....	130	725	818	0	0	77	0	0	0	1620
INFORMAL CIVIL HEARINGS BY JUDGE.....	140	0	0	0	0	2	0	0	0	2
FORMAL CIVIL HEARINGS BY JUDGE.....	145	0	0	0	0	19	0	0	0	19
TRIALS WITHOUT JURY.....	150	1	7	0	0	0	18	46	10	82
TRIALS BY JURY.....	155	15	17	0	0	0	8	0	0	40
DISMISSALS.....	160	129	314	1	0	101	232	156	37	970
PRELIMINARY EXAMS WAIVED.....	170	0	79	0	0	0	0	0	0	79
PRELIMINARY EXAMS CONDUCTED.....	175	4	53	0	0	0	0	0	0	57
BENCH WARRANTS.....	180	8	45	0	0	0	0	0	0	53
NO PROGRESS.....	185	0	0	0	0	0	23	8	1	32
OTHER JUDICIAL DISPOSITIONS.....	190	204	18	0	0	2032	419	201	94	2968
SUBTOTAL (ADD LINES 130 THROUGH 190).....	200	1086	1351	1	0	2231	700	411	142	5922
OTHER DISPOSITIONS.....										
MAGISTRATES - GUILTY AND ADMISSIONS.....	210	170	97	0	0	34	0	0	0	301
MAGISTRATES - INFORMAL HEARINGS - CIVIL.....	215	0	0	0	0	307	0	0	0	307
TRAFFIC BUREAU.....	220	0	0	0	0	3014	0	0	0	3014
NON-SERVICE.....	230	39	957	0	10	1	617	391	137	2152
SUBTOTAL (ADD LINES 210 THROUGH 230).....	240	209	1054	0	10	3356	617	391	137	5774
TOTAL DISPOSITIONS (ADD LINES 200 AND 240).....	250	1295	2405	1	10	5587	1317	802	279	11696
PENDING CASES AT THE END OF YEAR.....										
INACTIVE: BENCH WARRANTS (LINES 10 - 90 + 180).....	260	305	88	0	2	-1	0	0	0	394
INACTIVE: NON-SERVICE (LINES 20 - 95 + 230).....	270	916	461	0	12	0	73	29	-3	1488
ACTIVE PENDING (SUBTRACT LINE 250 FROM LINE 120).....	280	1959	359	0	106	1428	162	54	23	4091
TOTAL CASES PENDING AT END OF YEAR (LINES 260+270+280).....	290	3180	908	0	120	1427	235	83	20	5973
CIVIL CASES PENDING OVER 1 YEAR.....	300	0	0	0	0	0	0	0	0	0

REGION 3

DISTRICT #7-2

CITY OF SOUTH HAVEN

	* C R I M I N A L *				* C I V I L *				* T *
	*****				*****				*****
	* STATE OFFENSE *	* ORDINANCE *			* CIVIL *		* SUM-	* A *	
L									
I	* NON	* NON			* INFRA	* SMALL	* MARY	* L	
N	* TRAF-	* TRAF-	* TRAF-	* TRAF-	* CTIONS*	* CIVIL	* CLAIMS*	* PROC.	* S *
E	* FIC	* FIC	* FIC	* FIC					

PENDING CASES AT THE BEGINNING OF THE YEAR.....									
INACTIVE BENCH WARRANTS.....	10	59	225	26	43	0	2	1	0 356
INACTIVE: NON-SERVICE.....	20	284	253	26	4	0	96	218	20 901
TOTAL (ADD LINES 10 AND 20).....	30	343	478	52	47	0	98	219	20 1257
ACTIVE PENDING.....	40	31	193	126	52	373	147	16	39 977
NEW CASES FILED THIS YEAR.....	50	1824	1253	285	118	3118	325	624	106 7653
SUBTOTAL ACTIVE.....	60	1855	1446	411	170	3491	472	640	145 8630
RE-OPENED CASES.....									
REMANDS FROM HIGHER COURTS.....	70	0	16	0	0	0	0	0	0 16
PROBATION VIOLATIONS.....	80	17	20	1	0	0	0	0	0 38
MISTRIALS.....	85	0	0	0	0	0	0	0	0 0
APPEARANCE AFTER BENCH WARRANT ISSUED.....	90	22	6	1	1	0	0	0	0 30
SERVICE MADE/ARRAIGNMENT.....	95	107	243	3	12	0	243	614	70 1292
APPEALS FROM MAGISTRATES.....	100	0	1	0	0	0	0	0	0 1
OTHER.....	105	0	2	0	0	0	0	0	0 2
SUBTOTAL (ADD LINES 70 THROUGH 100).....	110	146	288	5	13	0	243	614	70 1379
TOTAL ACTIVE CASELOAD THIS YEAR (ADD LINES 60 AND 110).....	120	2001	1734	416	183	3491	715	1254	215 10009
JUDICIAL DISPOSITIONS.....									
GUILTY PLEAS.....	130	622	565	25	16	0	0	0	0 1228
INFORMAL CIVIL HEARINGS BY JUDGE.....	140	0	0	0	0	24	0	0	0 24
FORMAL CIVIL HEARINGS BY JUDGE.....	145	0	0	0	0	3	0	0	0 3
TRIALS WITHOUT JURY.....	150	28	16	4	3	0	3	44	48 146
TRIALS BY JURY.....	155	1	3	0	0	0	0	0	0 4
DISMISSALS.....	160	411	295	11	8	0	26	78	6 835
PRELIMINARY EXAMS WAIVED.....	170	1	70	0	0	0	0	0	0 71
PRELIMINARY EXAMS CONDUCTED.....	175	3	53	0	0	0	0	0	0 56
BENCH WARRANTS.....	180	68	2	1	0	0	0	0	0 71
NO PROGRESS.....	185	0	0	0	0	0	0	0	0 0
OTHER JUDICIAL DISPOSITIONS.....	190	511	49	1	8	122	177	515	20 1403
SUBTOTAL (ADD LINES 130 THROUGH 190).....	200	1645	1053	42	35	149	206	637	74 3841
OTHER DISPOSITIONS.....									
MAGISTRATES - GUILTY AND ADMISSIONS.....	210	208	178	14	41	553	0	0	0 994
MAGISTRATES - INFORMAL HEARINGS - CIVIL.....	215	0	0	0	0	113	0	0	0 113
TRAFFIC BUREAU.....	220	78	0	22	5	1824	0	0	0 1929
NON-SERVICE.....	230	46	296	2	30	0	323	607	106 1410
SUBTOTAL (ADD LINES 210 THROUGH 230).....	240	332	474	38	76	2490	323	607	106 4446
TOTAL DISPOSITIONS (ADD LINES 200 AND 240).....	250	1977	1527	80	111	2639	529	1244	180 8287
PENDING CASES AT THE END OF YEAR.....									
INACTIVE: BENCH WARRANTS (LINES 10 - 90 + 180).....	260	105	221	26	42	0	2	1	0 397
INACTIVE: NON-SERVICE (LINES 20 - 95 + 230).....	270	223	306	25	22	0	176	211	56 1019
ACTIVE PENDING (SUBTRACT LINE 250 FROM LINE 120).....	280	24	207	33	72	852	186	10	35 1722
TOTAL CASES PENDING AT END OF YEAR(LINES 260+270+280).....	290	352	734	387	136	852	364	222	91 3138
CIVIL CASES PENDING OVER 1 YEAR.....	300	0	0	0	0	0	0	0	0 0

REGION 3

DISTRICT #8

KALAMAZOO COUNTY

	* C R I M I N A L *					* C I V I L *				* T *
	*****					*****				O *
	* STATE OFFENSE *	* ORDINANCE *				* CIVIL *			* SUM-	* T *
L	*****					* CIVIL *			* MARY *	* A *
I	* NON *	* NON *	* NON *	* NON *	* NON *	* INFRA *	* SMALL *			* L *
N	* TRAF- *	* TRAF- *	* TRAF- *	* TRAF- *	* TRAF- *	* CTIONS*	* CIVIL *	* CLAIMS*	* PROC.	* S *
E	* FIC *	* FIC *	* FIC *	* FIC *	* FIC *					* *

PENDING CASES AT THE BEGINNING OF THE YEAR.....										
INACTIVE BENCH WARRANTS.....	10	31	31	24	1	0	0	0	0	87
INACTIVE: NON-SERVICE.....	20	454	144	140	18	0	90	81	29	956
TOTAL (ADD LINES 10 AND 20).....	30	485	175	164	19	0	90	81	29	1043
ACTIVE PENDING.....	40	487	231	166	28	330	199	38	49	1528
NEW CASES FILED THIS YEAR.....	50	2628	1674	1641	211	16301	667	735	626	24483
SUBTOTAL ACTIVE.....	60	3115	1905	1807	239	16631	866	773	675	26011
RE-OPENED CASES.....										
REMANDS FROM HIGHER COURTS.....	70	0	15	0	0	0	1	0	0	16
PROBATION VIOLATIONS.....	80	0	0	0	0	0	0	0	0	0
MISTRIALS.....	85	0	0	0	0	0	0	0	0	0
APPEARANCE AFTER BENCH WARRANT ISSUED.....	90	8	12	6	2	0	0	0	0	28
SERVICE MADE/ARRAIGNMENT.....	95	104	82	36	3	0	652	697	644	2218
APPEALS FROM MAGISTRATES.....	100	1	0	0	0	14	0	0	0	15
OTHER.....	105	6	3	0	1	57	2	2	0	76
SUBTOTAL (ADD LINES 70 THROUGH 100).....	110	119	117	42	6	71	655	699	644	2353
TOTAL ACTIVE CASELOAD THIS YEAR (ADD LINES 60 AND 110).....	120	3234	2022	1849	245	16702	1521	1472	1319	28364
JUDICIAL DISPOSITIONS.....										
GUILTY PLEAS.....	130	1035	643	531	42	39	0	0	0	2290
INFORMAL CIVIL HEARINGS BY JUDGE.....	140	0	0	0	0	12	0	0	0	12
FORMAL CIVIL HEARINGS BY JUDGE.....	145	0	0	0	0	100	0	0	0	100
TRIALS WITHOUT JURY.....	150	16	20	14	2	0	42	0	145	239
TRIALS BY JURY.....	155	24	17	17	1	0	8	0	0	67
DISMISSALS.....	160	105	130	51	21	81	96	111	92	687
PRELIMINARY EXAMS WAIVED.....	170	0	243	0	0	0	0	0	0	243
PRELIMINARY EXAMS CONDUCTED.....	175	0	73	0	0	0	0	0	0	73
BENCH WARRANTS.....	180	15	21	8	2	0	0	0	0	46
NO PROGRESS.....	185	0	0	0	0	3	167	138	80	388
OTHER JUDICIAL DISPOSITIONS.....	190	52	84	24	14	1462	307	429	310	2682
SUBTOTAL (ADD LINES 130 THROUGH 190).....	200	1247	1231	645	82	1697	620	678	627	6827
OTHER DISPOSITIONS.....										
MAGISTRATES - GUILTY AND ADMISSIONS.....	210	165	415	58	30	1270	0	0	0	1938
MAGISTRATES - INFORMAL HEARINGS - CIVIL.....	215	0	0	0	0	677	0	0	0	677
TRAFFIC BUREAU.....	220	1096	52	632	91	11979	0	0	0	13850
NON-SERVICE.....	230	114	122	53	7	0	667	735	626	2324
SUBTOTAL (ADD LINES 210 THROUGH 230).....	240	1375	589	743	128	13926	667	735	626	18789
TOTAL DISPOSITIONS (ADD LINES 200 AND 240).....	250	2622	1820	1388	210	15623	1287	1413	1253	25616
PENDING CASES AT THE END OF YEAR.....										
INACTIVE: BENCH WARRANTS (LINES 10 - 90 + 180).....	260	38	40	26	1	0	0	0	0	105
INACTIVE: NON-SERVICE (LINES 20 - 95 + 230).....	270	464	184	157	22	0	105	119	11	1062
ACTIVE PENDING (SUBTRACT LINE 250 FROM LINE 120).....	280	612	202	461	35	1079	234	59	66	2748
TOTAL CASES PENDING AT END OF YEAR(LINES 260+270+280).....	290	1114	426	644	58	1079	339	178	77	3915
CIVIL CASES PENDING OVER 1 YEAR.....	300	0	0	0	0	0	0	0	0	0

REGION 3

DISTRICT #9-1

CITY OF KALAMAZOO

	* C R I M I N A L *				* C I V I L *				* T *
	*****				*****				0 *
	* STATE OFFENSE *	* ORDINANCE *	* * *	* * *	* * *	* * *	* * *	* * *	* T *
L	*****				CIVIL *	*****			
I	* NON *	* NON *	* NON *	* NON *	INFRA *	* SMALL *	* MARY *	* SUM-	* A *
N	* TRAF-	* TRAF-	* TRAF-	* TRAF-	CTIONS*	CIVIL *	CLAIMS*	PROC.	* S *
E	* FIC *	* FIC *	* FIC *	* FIC *	* * *	* * *	* * *	* * *	* * *

PENDING CASES AT THE BEGINNING OF THE YEAR.....									
INACTIVE BENCH WARRANTS.....	10	43	142	145	27	1	0	0	358
INACTIVE: NON-SERVICE.....	20	335	626	1611	590	613	1037	287	5121
TOTAL (ADD LINES 10 AND 20).....	30	378	768	1756	617	614	1037	287	5479
ACTIVE PENDING.....	40	35	149	73	34	66	711	84	1199
NEW CASES FILED THIS YEAR.....	50	2240	2191	2061	1495	27002	3610	1682	41528
SUBTOTAL ACTIVE.....	60	2275	2340	2134	1529	27068	4321	1766	42727
RE-OPENED CASES.....									
REMANDS FROM HIGHER COURTS.....	70	1	5	0	0	0	5	0	11
PROBATION VIOLATIONS.....	80	25	44	28	17	0	0	0	114
MISTRIALS.....	85	0	0	0	0	0	0	0	0
APPEARANCE AFTER BENCH WARRANT ISSUED.....	90	38	106	157	37	0	4	0	342
SERVICE MADE/ARRAIGNMENT.....	95	1752	2136	2092	1516	13268	3801	1691	27512
APPEALS FROM MAGISTRATES.....	100	0	0	0	0	0	0	0	0
OTHER.....	105	0	17	29	5	75	4	0	130
SUBTOTAL (ADD LINES 70 THROUGH 100).....	110	1816	2308	2306	1575	13343	3814	1691	28109
TOTAL ACTIVE CASELOAD THIS YEAR (ADD LINES 60 AND 110).....	120	4091	4648	4440	3104	40411	8135	3457	70836
JUDICIAL DISPOSITIONS.....									
GUILTY PLEAS.....	130	0	0	0	0	855	0	0	855
INFORMAL CIVIL HEARINGS BY JUDGE.....	140	0	0	0	0	833	0	0	833
FORMAL CIVIL HEARINGS BY JUDGE.....	145	0	0	0	0	174	0	0	174
TRIALS WITHOUT JURY.....	150	31	75	35	37	0	67	0	246
TRIALS BY JURY.....	155	14	36	40	16	0	8	0	84
DISMISSALS.....	160	258	468	44	449	1695	952	354	4294
PRELIMINARY EXAMS WAIVED.....	170	1	343	0	0	0	0	0	344
PRELIMINARY EXAMS CONDUCTED.....	175	1	142	0	0	0	0	0	143
BENCH WARRANTS.....	180	37	57	140	29	0	6	0	269
NO PROGRESS.....	185	0	0	0	0	0	280	82	387
OTHER JUDICIAL DISPOSITIONS.....	190	1405	1106	2021	998	4087	2596	1256	14598
SUBTOTAL (ADD LINES 130 THROUGH 190).....	200	1747	2227	2250	1529	7644	3909	1692	22227
OTHER DISPOSITIONS.....									
MAGISTRATES - GUILTY AND ADMISSIONS.....	210	0	0	0	0	0	0	0	0
MAGISTRATES - INFORMAL HEARINGS - CIVIL.....	215	0	0	0	0	0	0	0	0
TRAFFIC BUREAU.....	220	0	0	0	0	17678	0	0	17678
NON-SERVICE.....	230	2240	2191	2061	1535	12655	3610	1682	27221
SUBTOTAL (ADD LINES 210 THROUGH 230).....	240	2240	2191	2061	1535	30333	3610	1682	44899
TOTAL DISPOSITIONS (ADD LINES 200 AND 240).....	250	3987	4418	4311	3064	37977	7519	3374	67126
PENDING CASES AT THE END OF YEAR.....									
INACTIVE: BENCH WARRANTS (LINES 10 - 90 + 180).....	260	42	93	128	19	1	2	0	285
INACTIVE: NON-SERVICE (LINES 20 - 95 + 230).....	270	823	681	1580	609	0	846	278	4830
ACTIVE PENDING (SUBTRACT LINE 250 FROM LINE 120).....	280	104	230	129	40	2434	616	83	3710
TOTAL CASES PENDING AT END OF YEAR(LINES 260+270+280).....	290	969	1004	1837	668	2435	1464	361	8825
CIVIL CASES PENDING OVER 1 YEAR.....	300	0	0	0	0	0	0	0	0

CONTINUED

2 OF 5

REGION 3

DISTRICT #9-2

CITY OF PORTAGE

* CRIMINAL *					* CIVIL *				* T *	

* STATE OFFENSE * ORDINANCE *					* CIVIL * SUM- * T *				* A *	

* TRAF- * TRAF- * TRAF- * TRAF- * CIVIL * SMALL * MARY * L *					* CTIONS* CIVIL * CLAIMS* PROC. * S *				* FIC * FIC * FIC * FIC * * * * *	

PENDING CASES AT THE BEGINNING OF THE YEAR.....										
INACTIVE BENCH WARRANTS.....	10	15	9	68	23	0	3	0	0	118
INACTIVE: NON-SERVICE.....	20	5	0	5	9	0	0	0	0	19
TOTAL (ADD LINES 10 AND 20).....	30	20	9	73	32	0	3	0	0	137
ACTIVE PENDING.....	40	90	45	116	96	50	101	53	50	601
NEW CASES FILED THIS YEAR.....	50	547	368	709	535	2554	369	488	392	5962
SUBTOTAL ACTIVE.....	60	637	413	825	631	2604	470	541	442	6563
RE-OPENED CASES.....										
REMANDS FROM HIGHER COURTS.....	70	0	3	0	0	0	7	2	0	12
PROBATION VIOLATIONS.....	80	12	1	28	10	0	0	0	0	51
MISTRIALS.....	85	0	0	0	0	0	0	0	0	0
APPEARANCE AFTER BENCH WARRANT ISSUED.....	90	42	21	49	37	0	8	0	0	157
SERVICE MADE/ARRAIGNMENT.....	95	0	0	0	0	0	0	0	0	0
APPEALS FROM MAGISTRATES.....	100	0	0	0	0	0	0	0	0	0
OTHER.....	105	0	0	0	0	0	0	0	0	0
SUBTOTAL (ADD LINES 70 THROUGH 100).....	110	54	25	77	47	0	15	2	0	220
TOTAL ACTIVE CASELOAD THIS YEAR (ADD LINES 60 AND 110).....	120	691	438	902	678	2604	485	543	442	6783
JUDICIAL DISPOSITIONS.....										
GUILTY PLEAS.....	130	118	163	315	350	41	0	0	0	987
INFORMAL CIVIL HEARINGS BY JUDGE.....	140	0	0	0	0	123	0	0	0	123
FORMAL CIVIL HEARINGS BY JUDGE.....	145	0	0	0	0	16	0	0	0	16
TRIALS WITHOUT JURY.....	150	0	10	24	14	0	36	126	78	288
TRIALS BY JURY.....	155	2	4	3	8	0	5	0	2	24
DISMISSALS.....	160	32	42	63	79	55	86	115	137	609
PRELIMINARY EXAMS WAIVED.....	170	1	83	0	0	0	0	0	0	84
PRELIMINARY EXAMS CONDUCTED.....	175	4	19	0	0	0	0	0	0	23
BENCH WARRANTS.....	180	38	37	58	55	0	8	0	0	196
NO PROGRESS.....	185	0	0	0	0	0	26	12	1	39
OTHER JUDICIAL DISPOSITIONS.....	190	6	8	5	6	6	219	235	208	693
SUBTOTAL (ADD LINES 130 THROUGH 190).....	200	201	366	468	512	241	380	488	426	3082
OTHER DISPOSITIONS.....										
MAGISTRATES - GUILTY AND ADMISSIONS.....	210	283	0	274	0	2020	0	0	0	2577
MAGISTRATES - INFORMAL HEARINGS - CIVIL.....	215	0	0	0	0	0	0	0	0	0
TRAFFIC BUREAU.....	220	0	0	0	0	259	0	0	0	259
NON-SERVICE.....	230	0	0	0	0	55	0	0	0	55
SUBTOTAL (ADD LINES 210 THROUGH 230).....	240	283	0	274	0	2334	0	0	0	2891
TOTAL DISPOSITIONS (ADD LINES 200 AND 240).....	250	484	366	742	512	2575	380	488	426	5973
PENDING CASES AT THE END OF YEAR.....										
INACTIVE: BENCH WARRANTS (LINES 10 - 90 + 180).....	260	11	25	77	41	0	3	0	0	157
INACTIVE: NON-SERVICE (LINES 20 - 95 + 230).....	270	5	0	5	9	55	0	0	0	74
ACTIVE PENDING (SUBTRACT LINE 250 FROM LINE 120).....	280	207	72	160	166	29	105	55	16	810
TOTAL CASES PENDING AT END OF YEAR(LINES 260+270+280).....	290	223	97	242	216	84	108	55	16	1041
CIVIL CASES PENDING OVER 1 YEAR.....	300	0	0	0	0	0	0	0	0	0

REGION 3

DISTRICT #10-1

CITY OF MARSHALL

* CRIMINAL *					* CIVIL *				* T *
* STATE OFFENSE * ORDINANCE *									* O *
*****					* CIVIL *	* SUM-			* A *
L	* TRAF-	* TRAF-	* TRAF-	* TRAF-	* CTIONS*	* CIVIL *	* SMALL *	* MARY *	* L *
N	* FIC	* FIC	* FIC	* FIC	*	*	* CLAIMS*	* PROC.	* S *
E	*	*	*	*	*	*	*	*	*

PENDING CASES AT THE BEGINNING OF THE YEAR.....									
INACTIVE BENCH WARRANTS.....	10	109	58	9	2	0	0	0	178
INACTIVE: NON-SERVICE.....	20	538	179	133	13	0	40	6	909
TOTAL (ADD LINES 10 AND 20).....	30	647	237	142	15	0	40	6	1087
ACTIVE PENDING.....	40	246	205	27	20	310	0	0	814
NEW CASES FILED THIS YEAR.....	50	1901	1820	282	69	7622	0	321	45 12060
SUBTOTAL ACTIVE.....	60	2147	2025	309	89	7932	0	327	45 12874
RE-OPENED CASES.....									
REMANDS FROM HIGHER COURTS.....	70	0	2	0	0	0	0	0	2
PROBATION VIOLATIONS.....	80	1	14	4	3	0	0	0	22
MISTRIALS.....	85	0	0	0	0	0	0	0	0
APPEARANCE AFTER BENCH WARRANT ISSUED.....	90	52	43	2	0	0	0	0	97
SERVICE MADE/ARRAIGNMENT.....	95	219	422	52	25	0	146	15	879
APPEALS FROM MAGISTRATES.....	100	0	0	0	0	8	0	0	8
OTHER.....	105	0	0	0	0	0	3	0	3
SUBTOTAL (ADD LINES 70 THROUGH 100).....	110	272	481	58	28	8	149	15	1011
TOTAL ACTIVE CASELOAD THIS YEAR (ADD LINES 60 AND 110).....	120	2419	2506	367	117	7940	0	476	60 13885
JUDICIAL DISPOSITIONS.....									
GUILTY PLEAS.....	130	599	524	71	34	0	0	0	1228
INFORMAL CIVIL HEARINGS BY JUDGE.....	140	0	0	0	0	2	0	0	2
FORMAL CIVIL HEARINGS BY JUDGE.....	145	0	0	0	0	15	0	0	15
TRIALS WITHOUT JURY.....	150	5	8	3	5	0	31	1	53
TRIALS BY JURY.....	155	2	5	0	0	0	0	0	7
DISMISSALS.....	160	100	323	19	15	0	107	14	578
PRELIMINARY EXAMS WAIVED.....	170	8	110	0	0	0	0	0	118
PRELIMINARY EXAMS CONDUCTED.....	175	2	111	0	0	0	0	0	113
BENCH WARRANTS.....	180	95	62	7	3	0	0	0	167
NO PROGRESS.....	185	0	0	0	0	0	17	0	17
OTHER JUDICIAL DISPOSITIONS.....	190	54	41	0	0	1411	149	33	1688
SUBTOTAL (ADD LINES 130 THROUGH 190).....	200	865	1184	100	57	1428	0	304	48 3986
OTHER DISPOSITIONS.....									
MAGISTRATES - GUILTY AND ADMISSIONS.....	210	1023	683	149	16	1187	0	0	3058
MAGISTRATES - INFORMAL HEARINGS - CIVIL.....	215	0	0	0	0	461	0	0	461
TRAFFIC BUREAU.....	220	0	0	0	0	4739	0	0	4739
NON-SERVICE.....	230	162	435	27	27	0	148	13	812
SUBTOTAL (ADD LINES 210 THROUGH 230).....	240	1185	1118	176	43	6387	0	148	13 9070
TOTAL DISPOSITIONS (ADD LINES 200 AND 240).....	250	2050	2302	276	100	7815	0	452	61 13056
PENDING CASES AT THE END OF YEAR.....									
INACTIVE: BENCH WARRANTS (LINES 10 - 90 + 180).....	260	152	77	14	5	0	0	0	248
INACTIVE: NON-SERVICE (LINES 20 - 95 + 230).....	270	481	192	108	15	0	42	4	842
ACTIVE PENDING (SUBTRACT LINE 250 FROM LINE 120).....	280	369	204	91	17	125	0	-1	829
TOTAL CASES PENDING AT END OF YEAR(LINES 260+270+280).....	290	1002	473	213	37	125	0	3	1919
CIVIL CASES PENDING OVER 1 YEAR.....	300	0	0	0	0	0	1	0	1

REGION 3

DISTRICT #10-2

CITIES OF BATTLE CREEK & SPRINGFIELD

* C R I M I N A L *					* C I V I L *				* T *	
* STATE OFFENSE * ORDINANCE *					* CIVIL * * * * *				* S U M - * A *	
L * * * * *					I * * * * *				M * * * * *	
N * T R A F - * T R A F - * T R A F - * T R A F - * C T I O N S *					C I V I L * * * * *				M A R Y * * * * *	
E * F I C * F I C * F I C * F I C *					* * * * *				P R O C . * * * * *	

PENDING CASES AT THE BEGINNING OF THE YEAR.....										
INACTIVE BENCH WARRANTS.....	10	59	32	256	115	0	0	0	0	462
INACTIVE: NON-SERVICE.....	20	547	181	360	66	0	311	384	119	1968
TOTAL (ADD LINES 10 AND 20).....	30	606	213	616	181	0	311	384	119	2430
ACTIVE PENDING.....	40	1850	402	1494	77	434	696	23	4	4980
NEW CASES FILED THIS YEAR.....	50	1166	1133	2688	1336	20230	2403	1340	956	31252
SUBTOTAL ACTIVE.....	60	3016	1535	4182	1413	20664	3099	1363	960	36232
RE-OPENED CASES.....										
REMANDS FROM HIGHER COURTS.....	70	0	3	0	0	0	2	0	0	5
PROBATION VIOLATIONS.....	80	0	0	0	0	0	0	0	0	0
MISTRIALS.....	85	0	0	0	1	0	0	0	0	1
APPEARANCE AFTER BENCH WARRANT ISSUED.....	90	37	37	97	56	0	0	0	0	227
SERVICE MADE/ARRAIGNMENT.....	95	496	858	711	602	0	1570	933	362	5532
APPEALS FROM MAGISTRATES.....	100	0	0	0	0	86	0	0	0	86
OTHER.....	105	6	35	0	0	130	115	3	1	290
SUBTOTAL (ADD LINES 70 THROUGH 100).....	110	539	933	808	659	216	1687	936	363	6141
TOTAL ACTIVE CASELOAD THIS YEAR (ADD LINES 60 AND 110).....	120	3555	2468	4990	2072	20880	4786	2299	1323	42373
JUDICIAL DISPOSITIONS.....										
GUILTY PLEAS.....	130	112	349	617	645	0	0	0	0	1723
INFORMAL CIVIL HEARINGS BY JUDGE.....	140	0	0	0	0	9	0	0	0	9
FORMAL CIVIL HEARINGS BY JUDGE.....	145	0	0	0	0	37	0	0	0	37
TRIALS WITHOUT JURY.....	150	2	6	10	14	0	32	134	42	240
TRIALS BY JURY.....	155	0	10	10	8	0	7	0	1	36
DISMISSALS.....	160	48	305	222	442	81	444	344	47	1933
PRELIMINARY EXAMS WAIVED.....	170	0	188	0	0	0	0	0	0	188
PRELIMINARY EXAMS CONDUCTED.....	175	0	164	0	0	0	0	0	0	164
BENCH WARRANTS.....	180	35	27	99	61	0	0	0	0	222
NO PROGRESS.....	185	0	0	0	0	0	120	21	69	210
OTHER JUDICIAL DISPOSITIONS.....	190	0	11	0	0	4244	1805	955	744	7759
SUBTOTAL (ADD LINES 130 THROUGH 190).....	200	197	1060	958	1170	4371	2408	1454	903	12521
OTHER DISPOSITIONS.....										
MAGISTRATES - GUILTY AND ADMISSIONS.....	210	1059	55	1933	236	2013	0	0	0	5336
MAGISTRATES - INFORMAL HEARINGS - CIVIL.....	215	0	0	0	0	1082	0	0	0	1082
TRAFFIC BUREAU.....	220	0	0	0	0	13129	0	0	0	13129
NON-SERVICE.....	230	378	965	671	636	0	1663	836	367	5516
SUBTOTAL (ADD LINES 210 THROUGH 230).....	240	1477	1020	2604	872	16224	1663	836	367	25063
TOTAL DISPOSITIONS (ADD LINES 200 AND 240).....	250	1674	2080	3562	2042	20595	4071	2290	1270	37584
PENDING CASES AT THE END OF YEAR.....										
INACTIVE: BENCH WARRANTS (LINES 10 - 90 + 180).....	260	57	22	258	120	0	0	0	0	457
INACTIVE: NON-SERVICE (LINES 20 - 95 + 230).....	270	429	288	320	100	0	404	287	124	1952
ACTIVE PENDING (SUBTRACT LINE 250 FROM LINE 120).....	280	1881	388	1428	30	285	715	9	53	4789
TOTAL CASES PENDING AT END OF YEAR(LINES 260+270+280).....	290	2367	698	2006	250	285	1119	296	177	7198
CIVIL CASES PENDING OVER 1 YEAR.....	300	0	0	0	0	0	164	2	6	172

REGION 3

DISTRICT #10-3

CITY OF ALBION

* CRIMINAL *					* CIVIL *				* T *

* STATE OFFENSE *		* ORDINANCE *			* CIVIL *	* SMALL *	* SUM- *	* MARY *	* O *

L	* NON *	* NON *	* NON *	* NON *	* CIVIL *	* CIVIL *	* CLAIMS *	* PROC. *	* A *
I	* TRAF- *	* TRAF- *	* TRAF- *	* TRAF- *	* CTIONS *	* CIVIL *	* CLAIMS *	* PROC. *	* L *
N	* FIC *	* FIC *	* FIC *	* FIC *	* CTIONS *	* CIVIL *	* CLAIMS *	* PROC. *	* S *
E	* FIC *	* FIC *	* FIC *	* FIC *	* CTIONS *	* CIVIL *	* CLAIMS *	* PROC. *	* S *

PENDING CASES AT THE BEGINNING OF THE YEAR.....									
INACTIVE BENCH WARRANTS.....	10	0	1	9	11	0	0	0	21
INACTIVE: NON-SERVICE.....	20	1	21	9	20	0	28	5	84
TOTAL (ADD LINES 10 AND 20).....	30	1	22	18	31	0	28	5	105
ACTIVE PENDING.....	40	2	6	69	52	112	31	8	280
NEW CASES FILED THIS YEAR.....	50	85	53	542	315	3631	0	240	5075
SUBTOTAL ACTIVE.....	60	87	59	611	367	3743	0	271	5355
RE-OPENED CASES.....									
REMANDS FROM HIGHER COURTS.....	70	0	0	0	0	0	0	0	0
PROBATION VIOLATIONS.....	80	0	0	0	0	0	0	0	0
MISTRIALS.....	85	0	0	0	0	0	0	0	0
APPEARANCE AFTER BENCH WARRANT ISSUED.....	90	1	3	9	20	0	0	0	33
SERVICE MADE/ARRAIGNMENT.....	95	8	109	34	100	0	123	45	419
APPEALS FROM MAGISTRATES.....	100	0	0	0	0	13	0	0	13
OTHER.....	105	0	0	0	0	4	24	6	34
SUBTOTAL (ADD LINES 70 THROUGH 100).....	110	9	112	43	120	17	147	51	499
TOTAL ACTIVE CASELOAD THIS YEAR (ADD LINES 60 AND 110).....	120	96	171	654	487	3760	0	418	5854
JUDICIAL DISPOSITIONS.....									
GUILTY PLEAS.....	130	10	37	192	223	14	0	0	476
INFORMAL CIVIL HEARINGS BY JUDGE.....	140	0	0	0	0	0	0	0	0
FORMAL CIVIL HEARINGS BY JUDGE.....	145	0	0	0	0	5	0	0	5
TRIALS WITHOUT JURY.....	150	0	0	3	13	0	16	2	34
TRIALS BY JURY.....	155	0	0	2	3	0	0	0	5
DISMISSALS.....	160	5	5	21	27	9	55	8	130
PRELIMINARY EXAMS WAIVED.....	170	0	0	0	0	0	0	0	0
PRELIMINARY EXAMS CONDUCTED.....	175	0	0	0	0	0	0	0	0
BENCH WARRANTS.....	180	1	2	15	24	0	0	0	42
NO PROGRESS.....	185	0	0	0	0	0	0	0	0
OTHER JUDICIAL DISPOSITIONS.....	190	0	0	0	2	620	177	172	971
SUBTOTAL (ADD LINES 130 THROUGH 190).....	200	16	44	233	292	648	0	248	1663
OTHER DISPOSITIONS.....									
MAGISTRATES - GUILTY AND ADMISSIONS.....	210	68	14	299	62	1444	0	0	1887
MAGISTRATES - INFORMAL HEARINGS - CIVIL.....	215	0	0	0	0	105	0	0	105
TRAFFIC BUREAU.....	220	0	0	0	0	1412	0	0	1412
NON-SERVICE.....	230	9	106	34	119	0	139	75	482
SUBTOTAL (ADD LINES 210 THROUGH 230).....	240	77	120	333	181	2961	0	139	3886
TOTAL DISPOSITIONS (ADD LINES 200 AND 240).....	250	93	164	566	473	3609	0	387	5549
PENDING CASES AT THE END OF YEAR.....									
INACTIVE: BENCH WARRANTS (LINES 10 - 90 + 180).....	260	0	0	15	15	0	0	0	30
INACTIVE: NON-SERVICE (LINES 20 - 95 + 230).....	270	2	18	9	39	0	44	35	147
ACTIVE PENDING (SUBTRACT LINE 250 FROM LINE 120).....	280	3	7	88	14	151	0	31	305
TOTAL CASES PENDING AT END OF YEAR(LINES 260+270+280).....	290	5	25	112	68	151	0	75	482
CIVIL CASES PENDING OVER 1 YEAR.....	300	0	0	0	0	0	0	0	0

REGION 3

DISTRICT #10

COURT SUMMARY

* C R I M I N A L *					* C I V I L *				* T *

* STATE OFFENSE *		* ORDINANCE *		* CIVIL *		* SMALL * MARY *		* SUM- * A *	

L	* TRAF- * FIC	* TRAF- * FIC	* TRAF- * FIC	* TRAF- * FIC	* INFRA * CTIONS*	* CIVIL *	* CLAIMS*	* PROC. *	* S *

PENDING CASES AT THE BEGINNING OF THE YEAR.....									
INACTIVE BENCH WARRANTS.....	10	168	91	274	128	0	0	0	661
INACTIVE: NON-SERVICE.....	20	1086	381	502	99	0	311	452	2961
TOTAL (ADD LINES 10 AND 20).....	30	1254	472	776	227	0	311	452	3622
ACTIVE PENDING.....	40	2098	613	1590	149	856	696	60	6074
NEW CASES FILED THIS YEAR.....	50	3152	3006	3512	1720	31483	2403	1901	48387
SUBTOTAL ACTIVE.....	60	5250	3619	5102	1869	32339	3099	1961	54461
RE-OPENED CASES.....									
REMANDS FROM HIGHER COURTS.....	70	0	5	0	0	0	2	0	7
PROBATION VIOLATIONS.....	80	1	14	4	3	0	0	0	22
MISTRIALS.....	85	0	0	0	1	0	0	0	1
APPEARANCE AFTER BENCH WARRANT ISSUED.....	90	90	83	108	76	0	0	0	357
SERVICE MADE/ARRAIGNMENT.....	95	723	1389	797	727	0	1570	1202	6830
APPEALS FROM MAGISTRATES.....	100	0	0	0	0	107	0	0	107
OTHER.....	105	6	35	0	0	134	115	30	327
SUBTOTAL (ADD LINES 70 THROUGH 100).....	110	820	1526	903	807	241	1687	1232	7651
TOTAL ACTIVE CASELOAD THIS YEAR (ADD LINES 60 AND 110).....	120	6070	5145	6011	2676	32580	4786	3193	62112
JUDICIAL DISPOSITIONS.....									
GUILTY PLEAS.....	130	721	910	880	902	14	0	0	3427
INFORMAL CIVIL HEARINGS BY JUDGE.....	140	0	0	0	0	11	0	0	11
FORMAL CIVIL HEARINGS BY JUDGE.....	145	0	0	0	0	57	0	0	57
TRIALS WITHOUT JURY.....	150	7	14	16	32	0	32	181	327
TRIALS BY JURY.....	155	2	15	12	11	0	7	0	48
DISMISSALS.....	160	153	633	262	484	90	444	506	2641
PRELIMINARY EXAMS WAIVED.....	170	8	298	0	0	0	0	0	306
PRELIMINARY EXAMS CONDUCTED.....	175	2	275	0	0	0	0	0	277
BENCH WARRANTS.....	180	131	91	121	88	0	0	0	431
NO PROGRESS.....	185	0	0	0	0	0	120	38	227
OTHER JUDICIAL DISPOSITIONS.....	190	54	52	0	2	6275	1805	1281	10418
SUBTOTAL (ADD LINES 130 THROUGH 190).....	200	1078	2288	1291	1519	6447	2408	2006	1133
OTHER DISPOSITIONS.....									
MAGISTRATES - GUILTY AND ADMISSIONS.....	210	2190	752	2381	314	4644	0	0	10281
MAGISTRATES - INFORMAL HEARINGS - CIVIL.....	215	0	0	0	0	1648	0	0	1648
TRAFFIC BUREAU.....	220	0	0	0	0	19280	0	0	19280
NON-SERVICE.....	230	549	1506	732	782	0	1663	1123	6810
SUBTOTAL (ADD LINES 210 THROUGH 230).....	240	2739	2258	3113	1096	25572	1663	1123	38019
TOTAL DISPOSITIONS (ADD LINES 200 AND 240).....	250	3817	4546	4404	2615	32019	4071	3129	56189
PENDING CASES AT THE END OF YEAR.....									
INACTIVE: BENCH WARRANTS (LINES 10 - 90 + 180).....	260	209	99	287	140	0	0	0	735
INACTIVE: NON-SERVICE (LINES 20 - 95 + 230).....	270	912	498	437	154	0	404	373	2941
ACTIVE PENDING (SUBTRACT LINE 250 FROM LINE 120).....	280	2253	599	1607	61	561	715	64	5923
TOTAL CASES PENDING AT END OF YEAR (LINES 260+270+280).....	290	3374	1196	2331	355	561	1119	437	9599
CIVIL CASES PENDING OVER 1 YEAR.....	300	0	0	0	0	0	164	3	173

REGION 3

DISTRICT #12

JACKSON COUNTY

* C R I M I N A L *					* C I V I L *				* T *	

* STATE OFFENSE *		* ORDINANCE *			* CIVIL *		* SUM- *		* T *	

L	* NON	* TRAF-	* TRAF-	* TRAF-	* TRAF-	* CTIONS*	* CIVIL *	* SMALL *	* MARY *	* A *
I	* FIC	* FIC	* FIC	* FIC	* FIC					* L *
N										* S *
E										* * *

PENDING CASES AT THE BEGINNING OF THE YEAR.....										
INACTIVE BENCH WARRANTS.....	10	354	171	88	0	0	1	2	0	616
INACTIVE: NON-SERVICE.....	20	1428	373	55	95	614	273	4	4	2846
TOTAL (ADD LINES 10 AND 20).....	30	1782	544	143	95	614	274	6	4	3462
ACTIVE PENDING.....	40	370	1310	236	30	3804	134	142	36	6062
NEW CASES FILED THIS YEAR.....	50	4098	3037	657	97	16668	849	765	252	26423
SUBTOTAL ACTIVE.....	60	4468	4347	893	127	20472	983	907	288	32485
RE-OPENED CASES.....										
REMANDS FROM HIGHER COURTS.....	70	0	6	0	0	0	0	0	0	6
PROBATION VIOLATIONS.....	80	0	65	0	0	0	0	0	0	65
MISTRIALS.....	85	0	0	0	0	0	0	0	0	0
APPEARANCE AFTER BENCH WARRANT ISSUED.....	90	131	75	28	3	0	2	3	0	242
SERVICE MADE/ARRAIGNMENT.....	95	1690	1731	342	66	146	320	366	151	4812
APPEALS FROM MAGISTRATES.....	100	18	0	0	0	0	0	0	0	18
OTHER.....	105	0	0	0	0	0	0	0	0	0
SUBTOTAL (ADD LINES 70 THROUGH 100).....	110	1839	1877	370	69	146	322	369	151	5143
TOTAL ACTIVE CASELOAD THIS YEAR (ADD LINES 60 AND 110).....	120	6307	6224	1263	196	20618	1305	1276	439	37628
JUDICIAL DISPOSITIONS.....										
GUILTY PLEAS.....	130	1650	901	306	19	303	0	0	0	3179
INFORMAL CIVIL HEARINGS BY JUDGE.....	140	0	0	0	0	23	0	0	0	23
FORMAL CIVIL HEARINGS BY JUDGE.....	145	0	0	0	0	26	0	0	0	26
TRIALS WITHOUT JURY.....	150	41	42	5	1	0	0	0	0	89
TRIALS BY JURY.....	155	15	4	0	0	0	2	0	0	21
DISMISSALS.....	160	284	313	55	24	46	96	60	10	888
PRELIMINARY EXAMS WAIVED.....	170	0	448	0	0	0	0	0	0	448
PRELIMINARY EXAMS CONDUCTED.....	175	1	159	0	0	0	0	0	0	160
BENCH WARRANTS.....	180	208	115	39	4	14	9	3	0	392
NO PROGRESS.....	185	0	0	0	0	0	74	25	17	116
OTHER JUDICIAL DISPOSITIONS.....	190	623	19	127	0	4016	711	643	232	6371
SUBTOTAL (ADD LINES 130 THROUGH 190).....	200	2822	2001	532	48	4428	892	731	259	11713
OTHER DISPOSITIONS.....										
MAGISTRATES - GUILTY AND ADMISSIONS.....	210	1824	501	288	27	1238	0	0	0	3878
MAGISTRATES - INFORMAL HEARINGS - CIVIL.....	215	0	0	0	0	383	0	0	0	383
TRAFFIC BUREAU.....	220	921	1	31	263	12162	0	0	0	13378
NON-SERVICE.....	230	529	499	71	32	1732	456	371	80	3770
SUBTOTAL (ADD LINES 210 THROUGH 230).....	240	3274	1001	390	322	15515	456	371	80	21409
TOTAL DISPOSITIONS (ADD LINES 200 AND 240).....	250	6096	3002	922	370	19943	1348	1102	339	33122
PENDING CASES AT THE END OF YEAR.....										
INACTIVE: BENCH WARRANTS (LINES 10 - 90 + 180).....	260	431	211	99	1	14	8	2	0	766
INACTIVE: NON-SERVICE (LINES 20 - 95 + 230).....	270	267	-859	-216	61	2200	409	9	-67	1804
ACTIVE PENDING (SUBTRACT LINE 250 FROM LINE 120).....	280	211	3222	741	-174	675	-43	174	100	4506
TOTAL CASES PENDING AT END OF YEAR(LINES 260+270+280).....	290	909	2574	224	-112	2889	374	185	33	7076
CIVIL CASES PENDING OVER 1 YEAR.....	300	0	0	0	0	0	48	7	3	58

REGION 3

DISTRICT #13

CITY OF JACKSON

* C R I M I N A L *					* C I V I L *				
* STATE OFFENSE * ORDINANCE *					* T *				

L	* NON *				CIVIL *	* SUM-			
I	* TRAF-	* TRAF-	* TRAF-	* TRAF-	* INFRA *	* SMALL *	* MARY *	* L *	
N	* FIC	* FIC	* FIC	* FIC	* CTIONS*	* CIVIL *	* CLAIMS*	* PROC.	* S *
E	*****								

PENDING CASES AT THE BEGINNING OF THE YEAR.....									
INACTIVE BENCH WARRANTS.....	10	32	103	132	118	0	1	1	448
INACTIVE: NON-SERVICE.....	20	76	125	299	78	0	1	1	
TOTAL (ADD LINES 10 AND 20).....	30	108	228	431	196	0	82	62	736
ACTIVE PENDING.....	40	18	146	31	10	180	83	63	1184
NEW CASES FILED THIS YEAR.....	50	446	1067	1 45	773	8705	399	46	913
SUBTOTAL ACTIVE.....	60	464	1213	526	783	8885	1572	953	15621
RE-OPENED CASES.....							1971	999	16534
REMANDS FROM HIGHER COURTS.....	70	0	1	0	0	0	0	0	
PROBATION VIOLATIONS.....	80	3	28	5	5	0	0	0	1
MISTRIALS.....	85	0	0	0	0	0	0	0	41
APPEARANCE AFTER BENCH WARRANT ISSUED.....	90	19	44	59	69	0	0	0	0
SERVICE MADE/ARRAIGNMENT.....	95	207	585	614	465	0	3	1	195
APPEALS FROM MAGISTRATES.....	100	0	0	0	0	684	296	99	2950
OTHER.....	105	0	0	0	0	0	0	0	0
SUBTOTAL (ADD LINES 70 THROUGH 100).....	110	229	658	678	539	0	0	0	0
TOTAL ACTIVE CASELOAD THIS YEAR (ADD LINES 60 AND 110).....	120	693	1871	2204	1322	8865	2658	1296	3187
JUDICIAL DISPOSITIONS.....									19721
GUILTY PLEAS.....	130	442	591	1088	618	362	0	0	3101
INFORMAL CIVIL HEARINGS BY JUDGE.....	140	0	0	0	0	124	0	0	124
FORMAL CIVIL HEARINGS BY JUDGE.....	145	0	0	0	0	13	0	0	13
TRIALS WITHOUT JURY.....	150	8	67	20	27	0	72	128	416
TRIALS BY JURY.....	155	4	17	4	3	0	6	0	34
DISMISSALS.....	160	71	280	553	224	1424	560	459	3761
PRELIMINARY EXAMS WAIVED.....	170	0	262	0	0	0	0	0	262
PRELIMINARY EXAMS CONDUCTED.....	175	0	92	0	0	0	0	0	92
BENCH WARRANTS.....	180	7	51	31	28	0	3	5	125
NO PROGRESS.....	185	0	0	0	0	0	21	0	23
OTHER JUDICIAL DISPOSITIONS.....	190	3	0	28	0	765	1053	343	2553
SUBTOTAL (ADD LINES 130 THROUGH 190).....	200	535	1360	1724	900	2688	1715	935	10504
OTHER DISPOSITIONS.....									
MAGISTRATES - GUILTY AND ADMISSIONS.....	210	16	0	0	0	0	0	0	16
MAGISTRATES - INFORMAL HEARINGS - CIVIL.....	215	0	0	0	0	0	0	0	0
TRAFFIC BUREAU.....	220	2	0	5	0	6200	0	0	6207
NON-SERVICE.....	230	136	400	289	388	0	807	289	120
SUBTOTAL (ADD LINES 210 THROUGH 230).....	240	154	400	294	388	6200	807	289	120
TOTAL DISPOSITIONS (ADD LINES 200 AND 240).....	250	689	1760	2018	1288	8888	2522	1224	8652
PENDING CASES AT THE END OF YEAR.....									19156
INACTIVE: BENCH WARRANTS (LINES 10 - 30 + 180).....	260	20	110	164	77	0	1	5	378
INACTIVE: NON-SERVICE (LINES 20 - 95 + 230).....	270	5	-60	-26	1	0	205	55	215
ACTIVE PENDING (SUBTRACT LINE 250 FROM LINE 120).....	280	4	111	186	34	-3	136	72	565
TOTAL CASES PENDING AT END OF YEAR (LINES 260+270+280).....	290	29	161	324	112	-3	342	132	1158
CIVIL CASES PENDING OVER 1 YEAR.....	300	0	0	0	0	0	0	0	0

REGION 3

DISTRICT #53

LIVINGSTON COUNTY

* C R I M I N A L *					* C I V I L *				* T *	
* STATE OFFENSE * ORDINANCE *					* CIVIL * - SUM-				* O *	
L *****					I * NON * NON * CIVIL * * * * *				* A *	
N * TRAF- * TRAF- * TRAF- * TRAF- * CTIONS* CIVIL * SMALL * MARY * * * * *					E * FIC * FIC * FIC * FIC * * * * *				* S *	

PENDING CASES AT THE BEGINNING OF THE YEAR.....										
INACTIVE BENCH WARRANTS.....	10	145	71	34	10	0	0	0	0	260
INACTIVE: NON-SERVICE.....	20	1027	525	192	49	0	145	65	22	2025
TOTAL (ADD LINES 10 AND 20).....	30	1172	596	226	59	0	145	65	22	2285
ACTIVE PENDING.....	40	341	304	14	34	911	322	67	24	2047
NEW CASES FILED THIS YEAR.....	50	3362	2499	738	182	15593	1751	876	475	25426
SUBTOTAL ACTIVE.....	60	3703	2803	732	216	16504	2073	943	499	27473
RE-OPENED CASES.....										
REMANDS FROM HIGHER COURTS.....	70	1	14	0	0	0	9	0	0	24
PROBATION VIOLATIONS.....	80	0	0	0	0	0	0	0	0	0
MISTRIALS.....	85	0	0	0	0	0	0	0	0	0
APPEARANCE AFTER BENCH WARRANT ISSUED.....	90	18	15	3	7	0	13	0	0	56
SERVICE MADE/ARRAIGNMENT.....	95	3358	2431	553	173	0	1490	800	404	9209
APPEALS FROM MAGISTRATES.....	100	4	0	0	0	21	0	0	0	25
OTHER.....	105	0	0	0	0	0	4	36	0	40
SUBTOTAL (ADD LINES 70 THROUGH 100).....	110	3381	2460	556	180	21	1516	836	404	9354
TOTAL ACTIVE CASELOAD THIS YEAR (ADD LINES 60 AND 110).....	120	7084	5263	1288	396	16525	3589	1779	903	36827
JUDICIAL DISPOSITIONS.....										
GUILTY PLEAS.....	130	745	430	102	42	91	0	0	0	1410
INFORMAL CIVIL HEARINGS BY JUDGE.....	140	0	0	0	0	127	0	0	0	127
FORMAL CIVIL HEARINGS BY JUDGE.....	145	0	0	0	0	44	0	0	0	44
TRIALS WITHOUT JURY.....	150	13	28	8	6	0	37	76	19	187
TRIALS BY JURY.....	155	10	0	0	0	0	6	0	1	17
DISMISSALS.....	160	173	260	32	45	212	519	404	185	1830
PRELIMINARY EXAMS WAIVED.....	170	26	115	0	0	0	0	0	0	141
PRELIMINARY EXAMS CONDUCTED.....	175	14	101	0	0	0	0	0	0	115
BENCH WARRANTS.....	180	108	60	18	3	0	15	2	0	206
NO PROGRESS.....	185	0	0	0	0	0	10	6	3	19
OTHER JUDICIAL DISPOSITIONS.....	190	16	28	9	8	3514	1008	368	231	5182
SUBTOTAL (ADD LINES 130 THROUGH 190).....	200	1105	1022	169	104	3988	1595	856	439	9278
OTHER DISPOSITIONS.....										
MAGISTRATES - GUILTY AND ADMISSIONS.....	210	1079	815	118	103	11368	0	0	0	13483
MAGISTRATES - INFORMAL HEARINGS - CIVIL.....	215	0	0	0	0	913	0	0	0	913
TRAFFIC BUREAU.....	220	1183	564	367	7	0	0	0	0	2121
NON-SERVICE.....	230	3362	2499	688	182	0	1751	876	459	9817
SUBTOTAL (ADD LINES 210 THROUGH 230).....	240	5624	3878	1173	292	12281	1751	876	459	26334
TOTAL DISPOSITIONS (ADD LINES 200 AND 240).....	250	6729	4900	1342	396	16269	3346	1732	898	35612
PENDING CASES AT THE END OF YEAR.....										
INACTIVE: BENCH WARRANTS (LINES 10 - 90 + 180).....	260	235	116	49	6	0	2	2	0	410
INACTIVE: NON-SERVICE (LINES 20 - 95 + 230).....	270	1031	593	327	58	0	406	141	77	2633
ACTIVE PENDING (SUBTRACT LINE 250 FROM LINE 120).....	280	355	363	-54	0	256	243	47	5	1215
TOTAL CASES PENDING AT END OF YEAR(LINES 260+270+280).....	290	1621	1072	322	64	256	651	190	82	4258
CIVIL CASES PENDING OVER 1 YEAR.....	300	0	0	0	0	0	0	0	0	0

REGION 3

DISTRICT #54A

CITY OF LANSING

* C R I M I N A L *					* C I V I L *				T	

* STATE OFFENSE *		* ORDINANCE *			* CIVIL *	* * * * *	* SUM-	* MARY	A	

L	* TRAF-	* TRAF-	* TRAF-	* TRAF-	* CTIONS*	CIVIL	* SMALL	* MARY	* L	
I	* FIC	* FIC	* FIC	* FIC	* * * * *	* * * * *	* CLAIMS*	* PROC.	* S	
E	*****									
PENDING CASES AT THE BEGINNING OF THE YEAR.....	10	545	400	278	25	0	39	2	0	1289
INACTIVE BENCH WARRANTS.....	20	1411	717	2135	18	4125	148	58	140	8752
INACTIVE: NON-SERVICE.....	30	1956	1117	2413	43	4125	187	60	140	10041
TOTAL (ADD LINES 10 AND 20).....	40	1440	470	94	15	687	392	192	125	3415
ACTIVE PENDING.....	50	12032	1985	79	1288	41137	4732	2557	3284	67094
NEW CASES FILED THIS YEAR.....	60	13472	2455	173	1303	41824	5124	2749	3409	70509
SUBTOTAL ACTIVE.....										
RE-OPENED CASES.....	70	0	2	1	0	0	0	0	0	3
REMANDS FROM HIGHER COURTS.....	80	22	22	9	2	0	0	0	0	55
PROBATION VIOLATIONS.....	85	0	0	0	1	0	0	0	0	1
MISTRIALS.....	90	418	46	97	50	845	54	5	0	1515
APPEARANCE AFTER BENCH WARRANT ISSUED.....	95	4827	678	366	66	8819	2649	1301	1015	19721
SERVICE MADE/ARRAIGNMENT.....	100	0	0	0	0	258	0	0	0	258
APPEALS FROM MAGISTRATES.....	105	463	1044	646	87	2585	67	560	257	5709
OTHER.....	110	5730	1792	1119	206	12507	2770	1866	1272	27262
SUBTOTAL (ADD LINES 70 THROUGH 100).....	120	19202	4247	1292	1509	54331	7894	4615	4681	97771
TOTAL ACTIVE CASELOAD THIS YEAR (ADD LINES 60 AND 110).....										
JUDICIAL DISPOSITIONS.....	130	3951	920	298	419	7185	0	0	0	12773
GUILTY PLEAS.....	140	0	0	0	0	437	0	0	0	437
INFORMAL CIVIL HEARINGS BY JUDGE.....	145	0	0	0	0	323	0	0	0	323
FORMAL CIVIL HEARINGS BY JUDGE.....	150	190	267	35	68	0	311	1295	1790	3956
TRIALS WITHOUT JURY.....	155	10	21	0	8	0	25	0	0	64
TRIALS BY JURY.....	160	1106	419	42	90	1827	947	894	1223	6548
DISMISSALS.....	170	0	317	0	0	0	0	0	0	317
PRELIMINARY EXAMS WAIVED.....	175	0	272	0	0	0	0	0	0	272
PRELIMINARY EXAMS CONDUCTED.....	180	701	228	399	84	1537	67	3	0	3019
BENCH WARRANTS.....	185	0	0	0	0	0	984	422	0	1406
NO PROGRESS.....	190	2939	823	154	588	11060	2474	468	656	19162
OTHER JUDICIAL DISPOSITIONS.....	200	8897	3267	928	1257	22369	4808	3082	3669	48277
SUBTOTAL (ADD LINES 130 THROUGH 190).....										
OTHER DISPOSITIONS.....	210	3396	152	119	165	3064	0	0	0	6896
MAGISTRATES - GUILTY AND ADMISSIONS.....	215	0	0	0	0	1584	0	0	0	1584
MAGISTRATES - INFORMAL HEARINGS - CIVIL.....	220	1931	0	51	0	20073	0	0	0	22055
TRAFFIC BUREAU.....	230	4009	564	36	83	5474	2843	1380	1013	15402
NON-SERVICE.....	240	9336	716	206	248	30195	2843	1380	1013	45937
SUBTOTAL (ADD LINES 210 THROUGH 230).....	250	18233	3983	1134	1505	52564	7651	4462	4682	94214
TOTAL DISPOSITIONS (ADD LINES 200 AND 240).....										
PENDING CASES AT THE END OF YEAR.....	260	828	582	580	59	692	52	0	0	2793
INACTIVE: BENCH WARRANTS (LINES 10 - 90 + 180).....	270	593	603	1805	35	780	342	137	138	4433
INACTIVE: NON-SERVICE (LINES 20 - 95 + 230).....	280	969	264	158	4	1767	243	153	-1	3557
ACTIVE PENDING (SUBTRACT LINE 250 FROM LINE 120).....	290	2390	1449	2543	98	3239	637	290	137	10783
TOTAL CASES PENDING AT END OF YEAR(LINES 260+270+280).....										
CIVIL CASES PENDING OVER 1 YEAR.....	300	0	0	0	0	0	59	3	0	62

REGION 3

DISTRICT #54B

CITY OF EAST LANSING

* CRIMINAL *					* CIVIL *			* T *	

* STATE OFFENSE *		* ORDINANCE *			* CIVIL *		* SUM- *		* T *

L	* NON	* NON	* NON	* CIVIL	* SMALL	* MARY	* A *		

N	* TRAF-	* TRAF-	* TRAF-	* TRAF-	* CTIONS	* CIVIL	* CLAIMS	* PROC.	* S *

E	* FIC	* FIC	* FIC	* FIC					

PENDING CASES AT THE BEGINNING OF THE YEAR.....									
INACTIVE BENCH WARRANTS.....	10	67	17	88	10	0	0	0	182
INACTIVE: NON-SERVICE.....	20	232	76	178	45	0	64	26	622
TOTAL (ADD LINES 10 AND 20).....	30	299	93	266	55	0	64	26	804
ACTIVE PENDING.....	40	142	60	74	37	227	132	44	753
NEW CASES FILED THIS YEAR.....	50	1613	580	1278	316	6214	430	473	11231
SUBTOTAL ACTIVE.....	60	1755	640	1352	353	6441	562	517	11984
RE-OPENED CASES.....									
REMANDS FROM HIGHER COURTS.....	70	2	1	0	0	0	0	0	3
PROBATION VIOLATIONS.....	80	0	0	0	0	0	0	0	0
MISTRIALS.....	85	0	1	0	1	0	1	0	3
APPEARANCE AFTER BENCH WARRANT ISSUED.....	90	113	24	69	16	2	0	0	224
SERVICE MADE/ARRAIGNMENT.....	95	319	151	233	158	0	199	178	1336
APPEALS FROM MAGISTRATES.....	100	0	0	0	0	84	0	0	84
OTHER.....	105	3	2	4	0	902	40	1	964
SUBTOTAL (ADD LINES 70 THROUGH 100).....	110	437	179	306	175	988	240	179	2614
TOTAL ACTIVE CASELOAD THIS YEAR (ADD LINES 60 AND 110).....	120	2192	819	1658	528	7429	802	696	14598
JUDICIAL DISPOSITIONS.....									
GUILTY PLEAS.....	130	342	186	382	129	48	0	0	1087
INFORMAL CIVIL HEARINGS BY JUDGE.....	140	0	0	0	0	0	0	0	0
FORMAL CIVIL HEARINGS BY JUDGE.....	145	0	0	0	0	48	0	0	48
TRIALS WITHOUT JURY.....	150	4	4	2	9	0	27	135	237
TRIALS BY JURY.....	155	1	0	1	5	0	5	0	16
DISMISSALS.....	160	53	129	79	107	44	137	128	853
PRELIMINARY EXAMS WAIVED.....	170	0	47	0	0	0	0	0	47
PRELIMINARY EXAMS CONDUCTED.....	175	1	27	0	0	0	0	0	28
BENCH WARRANTS.....	180	101	29	44	23	26	0	0	223
NO PROGRESS.....	185	0	0	0	0	0	104	30	140
OTHER JUDICIAL DISPOSITIONS.....	190	57	40	17	20	1006	247	173	1676
SUBTOTAL (ADD LINES 130 THROUGH 190).....	200	559	462	525	293	1172	520	466	4355
OTHER DISPOSITIONS.....									
MAGISTRATES - GUILTY AND ADMISSIONS.....	210	604	142	580	36	1560	0	0	2922
MAGISTRATES - INFORMAL HEARINGS - CIVIL.....	215	0	0	0	0	361	0	0	361
TRAFFIC BUREAU.....	220	604	3	125	0	4021	0	0	4753
NON-SERVICE.....	230	280	139	258	145	0	174	208	1306
SUBTOTAL (ADD LINES 210 THROUGH 230).....	240	1488	284	963	181	5942	174	208	9342
TOTAL DISPOSITIONS (ADD LINES 200 AND 240).....	250	2047	746	1488	474	7114	694	674	13697
PENDING CASES AT THE END OF YEAR.....									
INACTIVE: BENCH WARRANTS (LINES 10 - 90 + 180).....	260	55	22	63	17	24	0	0	181
INACTIVE: NON-SERVICE (LINES 20 - 95 + 230).....	270	193	64	203	32	0	39	56	592
ACTIVE PENDING (SUBTRACT LINE 250 FROM LINE 120).....	280	145	73	170	54	315	108	22	901
TOTAL CASES PENDING AT END OF YEAR(LINES 260+270+280).....	290	393	159	436	103	339	147	78	1674
CIVIL CASES PENDING OVER 1 YEAR.....	300	0	0	0	0	0	12	0	12

REGION 3

DISTRICT #55

INGHAM COUNTY

* C R I M I N A L *					* C I V I L *				T

* S T A T E O F F E N S E * O R D I N A N C E *					* C I V I L * S U M -				O

L	* N O N * N O N * I N F R A *				C I V I L	* S M A L L * M A R Y			A
I	* T R A F -	* T R A F -	* T R A F -	* T R A F -	* C T I O N S *	C I V I L	* C L A I M S *	P R O C .	L
N	* F I C	* F I C	* F I C	* F I C	*	*	*	*	S
E	*****								
PENDING CASES AT THE BEGINNING OF THE YEAR.....									
INACTIVE BENCH WARRANTS.....	10	45	23	0	0	0	0	0	68
INACTIVE: NON-SERVICE.....	20	1310	91	31	4	0	470	84	2004
TOTAL (ADD LINES 10 AND 20).....	30	1355	114	31	4	0	470	84	2072
ACTIVE PENDING.....	40	1335	232	8	6	339	121	61	2118
NEW CASES FILED THIS YEAR.....	50	4479	1231	0	7	8631	1482	834	17772
SUBTOTAL ACTIVE.....	60	5814	1463	8	13	8970	1603	895	19890
RE-OPENED CASES.....									
REMANDS FROM HIGHER COURTS.....	70	4	3	0	0	0	2	0	9
PROBATION VIOLATIONS.....	80	0	1	0	0	0	0	0	1
MISTRIALS.....	85	0	0	0	0	0	0	0	0
APPEARANCE AFTER BENCH WARRANT ISSUED.....	90	18	15	0	0	0	3	1	37
SERVICE MADE/ARRAIGNMENT.....	95	1442	972	0	0	0	1637	644	5239
APPEALS FROM MAGISTRATES.....	100	0	0	0	0	0	0	0	0
OTHER.....	105	0	0	0	0	0	0	0	0
SUBTOTAL (ADD LINES 70 THROUGH 100).....	110	1464	991	0	0	0	1642	645	5286
TOTAL ACTIVE CASELOAD THIS YEAR (ADD LINES 60 AND 110).....	120	7278	2454	8	13	8970	3245	1540	25176
JUDICIAL DISPOSITIONS.....									
GUILTY PLEAS.....	130	513	242	3	6	0	0	0	764
INFORMAL CIVIL HEARINGS BY JUDGE.....	140	0	0	0	0	0	0	0	0
FORMAL CIVIL HEARINGS BY JUDGE.....	145	0	0	0	0	40	0	0	40
TRIALS WITHOUT JURY.....	150	6	8	0	0	0	122	183	558
TRIALS BY JURY.....	155	7	4	0	0	0	9	0	21
DISMISSALS.....	160	90	202	0	5	13	383	257	1325
PRELIMINARY EXAMS WAIVED.....	170	0	71	0	0	0	0	0	71
PRELIMINARY EXAMS CONDUCTED.....	175	0	78	0	0	0	0	0	78
BENCH WARRANTS.....	180	52	14	0	0	0	3	1	70
NO PROGRESS.....	185	0	0	0	0	0	151	13	187
OTHER JUDICIAL DISPOSITIONS.....	190	11	3	0	0	2144	714	252	386
SUBTOTAL (ADD LINES 130 THROUGH 190).....	200	679	622	3	11	2197	1382	706	1024
OTHER DISPOSITIONS.....									
MAGISTRATES - GUILTY AND ADMISSIONS.....	210	684	302	1	2	521	0	0	1510
MAGISTRATES - INFORMAL HEARINGS - CIVIL.....	215	0	0	0	0	493	0	0	493
TRAFFIC BUREAU.....	220	1621	0	0	0	4639	0	0	6260
NON-SERVICE.....	230	1435	888	0	0	0	1658	807	5314
SUBTOTAL (ADD LINES 210 THROUGH 230).....	240	3740	1190	1	2	5653	1658	807	13577
TOTAL DISPOSITIONS (ADD LINES 200 AND 240).....	250	4419	1812	4	13	7850	3040	1513	20201
PENDING CASES AT THE END OF YEAR.....									
INACTIVE: BENCH WARRANTS (LINES 10 - 90 + 180).....	260	79	22	0	0	0	0	0	101
INACTIVE: NON-SERVICE (LINES 20 - 95 + 230).....	270	1303	7	31	4	0	491	247	2079
ACTIVE PENDING (SUBTRACT LINE 250 FROM LINE 120).....	280	2859	642	4	0	1120	205	27	4975
TOTAL CASES PENDING AT END OF YEAR(LINES 260+270+280).....	290	4241	671	35	4	1120	696	274	7155
CIVIL CASES PENDING OVER 1 YEAR.....	300	0	0	0	0	0	0	0	0

REGION 3

DISTRICT #56-1

BARRY COUNTY

* C R I M I N A L *					* C I V I L *					T

* STATE OFFENSE *		* O R D I N A N C E *			* C I V I L *		* S U M - M A R Y *		* D O C U M E N T S *	

L	* N O N *	* N O N *	* N O N *	* N O N *	* I N F R A *	* C I V I L *	* S M A L L *	* M A R Y *	* S U M - M A R Y *	
N	* T R A F - * F I C	* T R A F - * F I C	* T R A F - * F I C	* T R A F - * F I C	* C T I O N S *	* C I V I L *	* C L A I M S *	* P R O C . *	* S U M - M A R Y *	
E	*****									
PENDING CASES AT THE BEGINNING OF THE YEAR.....										
INACTIVE BENCH WARRANTS.....	10	6	18	3	0	0	0	0	0	27
INACTIVE: NON-SERVICE.....	20	134	152	28	2	201	68	24	19	628
TOTAL (ADD LINES 10 AND 20).....	30	140	170	31	2	201	68	24	19	655
ACTIVE PENDING.....	40	53	50	36	4	214	124	61	3	545
NEW CASES FILED THIS YEAR.....	50	1061	1002	174	114	3234	649	406	102	6742
SUBTOTAL ACTIVE.....	60	1114	1052	210	118	3448	773	467	105	7287
RE-OPENED CASES.....										
REMANDS FROM HIGHER COURTS.....	70	0	5	0	0	0	0	0	1	6
PROBATION VIOLATIONS.....	80	2	2	0	0	0	0	0	0	4
MISTRIALS.....	85	0	0	0	0	0	0	0	0	0
APPEARANCE AFTER BENCH WARRANT ISSUED.....	90	3	7	2	1	0	0	0	0	13
SERVICE MADE/ARRAIGNMENT.....	95	95	460	33	15	15	259	120	20	1017
APPEALS FROM MAGISTRATES.....	100	2	0	1	0	3	0	0	0	6
OTHER.....	105	1	1	0	0	2	11	4	0	19
SUBTOTAL (ADD LINES 70 THROUGH 100).....	110	103	475	36	16	20	270	124	21	1065
TOTAL ACTIVE CASELOAD THIS YEAR (ADD LINES 60 AND 110).....	120	1217	1527	246	134	3468	1043	591	126	8352
JUDICIAL DISPOSITIONS.....										
GUILTY PLEAS.....	130	304	294	70	47	5	0	0	0	720
INFORMAL CIVIL HEARINGS BY JUDGE.....	140	0	0	0	0	2	0	0	0	2
FORMAL CIVIL HEARINGS BY JUDGE.....	145	0	0	0	0	4	0	0	0	4
TRIALS WITHOUT JURY.....	150	8	18	1	1	0	11	66	2	107
TRIALS BY JURY.....	155	8	13	-1	0	0	1	0	0	23
DISMISSALS.....	160	319	113	26	9	792	244	141	20	1664
PRELIMINARY EXAMS WAIVED.....	170	0	66	0	0	0	0	0	0	66
PRELIMINARY EXAMS CONDUCTED.....	175	0	65	0	0	0	0	0	0	65
BENCH WARRANTS.....	180	8	8	3	1	0	0	0	0	20
NO PROGRESS.....	185	0	0	0	0	0	0	0	0	0
OTHER JUDICIAL DISPOSITIONS.....	190	4	15	2	1	594	405	174	85	1280
SUBTOTAL (ADD LINES 130 THROUGH 190).....	200	651	592	103	59	1397	661	381	107	3951
OTHER DISPOSITIONS.....										
MAGISTRATES - GUILTY AND ADMISSIONS.....	210	411	300	71	26	63	0	0	0	871
MAGISTRATES - INFORMAL HEARINGS - CIVIL.....	215	0	0	0	0	77	0	0	0	77
TRAFFIC BUREAU.....	220	0	0	0	0	1570	0	0	0	1570
NON-SERVICE.....	230	104	499	17	33	5	271	125	16	1070
SUBTOTAL (ADD LINES 210 THROUGH 230).....	240	515	799	88	59	1715	271	125	16	3588
TOTAL DISPOSITIONS (ADD LINES 200 AND 240).....	250	1166	1391	191	118	3112	932	506	123	7539
PENDING CASES AT THE END OF YEAR.....										
INACTIVE: BENCH WARRANTS (LINES 10 - 90 + 180).....	260	11	19	4	0	0	0	0	0	34
INACTIVE: NON-SERVICE (LINES 20 - 95 + 230).....	270	143	191	12	20	191	80	29	15	681
ACTIVE PENDING (SUBTRACT LINE 250 FROM LINE 120).....	280	51	136	55	16	356	111	85	3	813
TOTAL CASES PENDING AT END OF YEAR(LINES 260+270+280).....	290	205	346	71	36	547	191	114	18	1528
CIVIL CASES PENDING OVER 1 YEAR.....										
	300	0	0	0	0	0	0	0	0	0

REGION 3

DISTRICT #56-2

EATON COUNTY

***** C R I M I N A L ***** C I V I L *****										
* STATE OFFENSE * ORDINANCE *					* CIVIL * * T *					

* TRAF- * NON * TRAF- * NON * CIVIL * * SUM- * * T *										
* FIC * FIC * FIC * FIC * CTIONS * CIVIL * SMALL * MARY * * A *										

* FIC * FIC * FIC * FIC * CTIONS * CIVIL * CLAIMS * PROC. * * L *										

* FIC * FIC * FIC * FIC * CTIONS * CIVIL * CLAIMS * PROC. * * S *										

PENDING CASES AT THE BEGINNING OF THE YEAR.....										
INACTIVE BENCH WARRANTS.....	10	524	98	84	10	0	0	0	0	716
INACTIVE: NON-SERVICE.....	20	538	258	32	41	899	165	68	23	2024
TOTAL (ADD LINES 10 AND 20).....	30	1062	356	116	51	899	165	68	23	2740
ACTIVE PENDING.....	40	487	177	44	32	461	71	21	36	1329
NEW CASES FILED THIS YEAR.....	50	2377	1369	625	254	15062	842	696	445	21670
SUBTOTAL ACTIVE.....	60	2864	1546	669	286	15523	913	717	481	22999
RE-OPENED CASES.....										
REMANDS FROM HIGHER COURTS.....	70	0	10	0	0	0	0	0	0	10
PROBATION VIOLATIONS.....	80	0	1	0	1	0	0	0	0	2
MISTRIALS.....	85	0	1	0	0	1	0	0	0	2
APPEARANCE AFTER BENCH WARRANT ISSUED.....	90	48	60	10	1	0	0	0	0	119
SERVICE MADE/ARRAIGNMENT.....	95	299	336	39	33	12	329	138	65	1251
APPEALS FROM MAGISTRATES.....	100	0	0	0	0	106	0	0	0	106
OTHER.....	105	3	0	0	0	0	1	0	0	4
SUBTOTAL (ADD LINES 70 THROUGH 100).....	110	350	408	49	35	119	330	138	65	1494
TOTAL ACTIVE CASELOAD THIS YEAR (ADD LINES 90 AND 110).....	120	3214	1954	718	321	15642	1243	855	546	24493
JUDICIAL DISPOSITIONS.....										
GUILTY PLEAS.....	130	874	656	153	167	64	0	0	0	1914
INFORMAL CIVIL HEARINGS BY JUDGE.....	140	0	0	0	0	2	0	0	0	2
FORMAL CIVIL HEARINGS BY JUDGE.....	145	0	0	0	0	257	0	0	0	257
TRIALS WITHOUT JURY.....	150	21	7	7	4	0	10	2	0	51
TRIALS BY JURY.....	155	17	9	2	0	0	4	0	0	32
DISMISSALS.....	160	605	243	72	38	1999	195	160	146	3458
PRELIMINARY EXAMS WAIVED.....	170	0	198	0	0	0	0	0	0	198
PRELIMINARY EXAMS CONDUCTED.....	175	0	234	0	0	0	0	0	0	234
BENCH WARRANTS.....	180	101	62	10	8	0	5	2	0	138
NO PROGRESS.....	185	0	0	0	0	0	45	57	4	106
OTHER JUDICIAL DISPOSITIONS.....	190	158	85	11	7	8956	482	254	212	10165
SUBTOTAL (ADD LINES 130 THROUGH 190).....	200	1776	1494	255	224	11278	741	475	362	16605
OTHER DISPOSITIONS.....										
MAGISTRATES - GUILTY AND ADMISSIONS.....	210	45	20	37	44	1395	0	0	0	1541
MAGISTRATES - INFORMAL HEARINGS - CIVIL.....	215	0	0	0	0	671	0	0	0	671
TRAFFIC BUREAU.....	220	492	0	7	2	66	0	0	0	567
NON-SERVICE.....	230	348	324	34	27	23	354	191	61	1362
SUBTOTAL (ADD LINES 210 THROUGH 230).....	240	885	344	78	73	2155	354	191	61	4141
TOTAL DISPOSITIONS (ADD LINES 200 AND 240).....	250	2661	1838	333	297	13433	1095	666	423	20746
PENDING CASES AT THE END OF YEAR.....										
INACTIVE: BENCH WARRANTS (LINES 10 - 90 + 180).....	260	577	100	84	17	0	5	2	0	785
INACTIVE: NON-SERVICE (LINES 20 - 95 + 230).....	270	587	246	27	35	910	190	121	19	2135
ACTIVE PENDING (SUBTRACT LINE 250 FROM LINE 120).....	280	553	116	385	24	2209	148	189	123	3747
TOTAL CASES PENDING AT END OF YEAR (LINES 260+270+280).....	290	1717	462	496	76	3119	343	312	142	6667
CIVIL CASES PENDING OVER 1 YEAR.....										
300	0	0	0	0	0	0	0	0	0	0

REGION 3

DISTRICT #56

COURT SUMMARY

L I N E	C R I M I N A L				C I V I L				T O T A L S
	* STATE OFFENSE *		* ORDINANCE *		* CIVIL *		* SUM- * MARY * PROC. *		
	* TRAF- * FIC *	* NON * FIC *	* TRAF- * FIC *	* NON * FIC *	* CIVIL * INFRA * CTIONS *	* CIVIL *	* SMALL * CLAIMS *	* MARY * PROC. *	
PENDING CASES AT THE BEGINNING OF THE YEAR.....									
INACTIVE BENCH WARRANTS.....	10	530	116	87	10	0	0	0	743
INACTIVE: NON-SERVICE.....	20	672	410	60	43	1100	233	92	2652
TOTAL (ADD LINES 10 AND 20).....	30	1202	526	147	53	1100	233	92	3395
ACTIVE PENDING.....	40	540	227	80	36	675	195	82	1874
NEW CASES FILED THIS YEAR.....	50	3438	2371	799	368	18296	1491	1102	28412
SUBTOTAL ACTIVE.....	60	3978	2598	879	404	18971	1686	1184	30286
RE-OPENED CASES.....	70	0	15	0	0	0	0	0	16
REMANDS FROM HIGHER COURTS.....	80	2	3	0	1	0	0	0	5
PROBATION VIOLATIONS.....	85	0	1	0	0	0	0	0	2
MISTRIALS.....	90	51	67	12	2	0	0	0	132
APPEARANCE AFTER BENCH WARRANT ISSUED.....	95	394	796	72	48	27	588	258	2268
SERVICE MADE/ARRAIGNMENT.....	100	2	0	1	0	109	0	0	112
APPEALS FROM MAGISTRATES.....	105	4	1	0	0	2	12	4	23
OTHER.....	110	453	883	85	51	139	600	262	2559
SUBTOTAL (ADD LINES 70 THROUGH 100).....	120	4431	3481	964	455	19110	2286	1446	32445
TOTAL ACTIVE CASELOAD THIS YEAR (ADD LINES 60 AND 110).....	130	1178	950	223	214	69	0	0	2634
JUDICIAL DISPOSITIONS.....	140	0	0	0	0	4	0	0	4
GUILTY PLEAS.....	145	0	0	0	0	261	0	0	261
INFORMAL CIVIL HEARINGS BY JUDGE.....	150	29	25	8	5	0	21	68	158
FORMAL CIVIL HEARINGS BY JUDGE.....	155	25	22	3	0	0	5	0	55
TRIALS WITHOUT JURY.....	160	924	356	98	47	2791	439	301	5122
TRIALS BY JURY.....	165	0	264	0	0	0	0	0	264
DISMISSALS.....	170	0	299	0	0	0	0	0	299
PRELIMINARY EXAMS WAIVED.....	175	109	70	13	9	0	5	2	208
PRELIMINARY EXAMS CONDUCTED.....	180	0	0	0	0	0	45	57	106
BENCH WARRANTS.....	185	0	0	0	0	0	5	2	106
NO PROGRESS.....	190	162	100	13	8	9550	887	428	11445
OTHER JUDICIAL DISPOSITIONS.....	195	2427	2086	358	283	12675	1402	856	20556
SUBTOTAL (ADD LINES 130 THROUGH 190).....	200	456	320	108	70	1458	0	0	2412
MAGISTRATES - GUILTY AND ADMISSIONS.....	210	0	0	0	0	748	0	0	748
MAGISTRATES - INFORMAL HEARINGS - CIVIL.....	215	0	0	0	0	1636	0	0	2137
TRAFFIC BUREAU.....	220	492	0	7	2	28	625	316	2432
NON-SERVICE.....	230	452	823	51	60	3870	625	316	7729
SUBTOTAL (ADD LINES 210 THROUGH 230).....	240	1400	1143	166	132	16545	2027	1172	28285
TOTAL DISPOSITIONS (ADD LINES 200 AND 240).....	250	3827	3229	524	415	16545	2027	1172	819
PENDING CASES AT THE END OF YEAR.....	260	588	119	88	17	0	5	2	2816
INACTIVE: BENCH WARRANTS (LINES 10 - 90 + 180).....	270	730	437	39	55	1101	270	150	4560
INACTIVE: NON-SERVICE (LINES 20 - 95 + 230).....	280	604	252	440	40	2565	259	274	8195
ACTIVE PENDING (SUBTRACT LINE 250 FROM LINE 120).....	290	1922	808	567	112	3666	534	426	0
TOTAL CASES PENDING AT END OF YEAR (LINES 260+270+280).....	300	0	0	0	0	0	0	0	0
CIVIL CASES PENDING OVER 1 YEAR.....									

REGION 3

DISTRICT #56

COURT SUMMARY

* C R I M I N A L *					* C I V I L *				
* STATE OFFENSE * ORDINANCE *					* T * O * T * A * L *				
L	*****				CIVIL	*****			
I	* NON	* TRAF-	* TRAF-	* TRAF-	* NON	* INFRA	* CIVIL	* SMALL	* SUM-
N	* FIC	* FIC	* FIC	* FIC	* CTIONS	* CIVIL	* CLAIMS	* MARY	* PROC.
E	*****				*****				

PENDING CASES AT THE BEGINNING OF THE YEAR.....									
INACTIVE BENCH WARRANTS.....	10	530	116	87	10	0	0	0	743
INACTIVE: NON-SERVICE.....	20	672	410	60	43	1100	233	92	2652
TOTAL (ADD LINES 10 AND 20).....	30	1202	526	147	53	1100	233	92	3395
ACTIVE PENDING.....	40	540	227	80	36	675	195	82	1874
NEW CASES FILED THIS YEAR.....	50	3438	2371	799	368	18296	1491	1102	28412
SUBTOTAL ACTIVE.....	60	3978	2598	875	404	18971	1686	1184	30286
RE-OPENED CASES.....									
REMANDS FROM HIGHER COURTS.....	70	0	15	0	0	0	0	0	16
PROBATION VIOLATIONS.....	80	2	3	0	1	0	0	0	6
MISTRIALS.....	85	0	1	0	0	1	0	0	2
APPEARANCE AFTER BENCH WARRANT ISSUED.....	90	51	67	12	2	0	0	0	132
SERVICE MADE/ARRAIGNMENT.....	95	394	796	72	48	27	588	258	2268
APPEALS FROM MAGISTRATES.....	100	2	0	1	0	109	0	0	112
OTHER.....	105	4	1	0	0	2	12	4	23
SUBTOTAL (ADD LINES 70 THROUGH 100).....	110	453	883	85	51	139	600	262	2579
TOTAL ACTIVE CASELOAD THIS YEAR (ADD LINES 60 AND 110).....	120	4431	3481	964	455	19110	2286	1446	32845
JUDICIAL DISPOSITIONS.....									
GUILTY PLEAS.....	130	1178	950	223	214	69	0	0	2634
INFORMAL CIVIL HEARINGS BY JUDGE.....	140	0	0	0	0	4	0	0	4
FORMAL CIVIL HEARINGS BY JUDGE.....	145	0	0	0	0	261	0	0	261
TRIALS WITHOUT JURY.....	150	29	25	8	5	0	21	68	158
TRIALS BY JURY.....	155	25	22	3	0	0	5	0	55
DISMISSALS.....	160	924	356	58	47	2791	439	301	5122
PRELIMINARY EXAMS WAIVED.....	170	0	264	0	0	0	0	0	264
PRELIMINARY EXAMS CONDUCTED.....	175	0	299	0	0	0	0	0	299
BENCH WARRANTS.....	180	109	70	13	9	0	5	2	208
NO PROGRESS.....	185	0	0	0	0	0	45	57	106
OTHER JUDICIAL DISPOSITIONS.....	190	162	100	13	8	9550	887	428	11445
SUBTOTAL (ADD LINES 130 THROUGH 190).....	200	2427	2086	358	283	12675	1402	856	20556
OTHER DISPOSITIONS.....									
MAGISTRATES - GUILTY AND ADMISSIONS.....	210	456	320	108	70	1458	0	0	2412
MAGISTRATES - INFORMAL HEARINGS - CIVIL.....	215	0	0	0	0	748	0	0	748
TRAFFIC BUREAU.....	220	492	0	7	2	1636	0	0	2137
NON-SERVICE.....	230	452	823	51	60	28	625	316	2432
SUBTOTAL (ADD LINES 210 THROUGH 230).....	240	1400	1143	166	132	3870	625	316	7729
TOTAL DISPOSITIONS (ADD LINES 200 AND 240).....	250	3827	3229	524	415	16545	2027	1172	28285
PENDING CASES AT THE END OF YEAR.....									
INACTIVE: BENCH WARRANTS (LINES 10 - 30 + 180).....	260	588	119	88	17	0	5	2	819
INACTIVE: NON-SERVICE (LINES 20 - 95 + 230).....	270	730	437	39	55	1101	270	150	2816
ACTIVE PENDING (SUBTRACT LINE 250 FROM LINE 120).....	280	604	252	440	40	2565	259	274	4560
TOTAL CASES PENDING AT END OF YEAR(LINES 260+270+280).....	290	1922	808	567	112	3666	534	426	8195
CIVIL CASES PENDING OVER 1 YEAR.....	300	0	0	0	0	0	0	0	0

REGION 3

DISTRICT #57

ALLEGAN COUNTY

	C R I M I N A L				C I V I L				T
	STATE OFFENSE	ORDINANCE							O
L					CIVIL		SUM-		T
I	* NON	* NGN	* NGN	* INFRA	* CIVIL	* SMALL	* MARY	* L	
N	* TRAF-	* TRAF-	* TRAF-	* TRAF-	* CTIONS	* CIVIL	* CLAIMS	* PROC.	* S
E	* FIC	* FIC	* FIC	* FIC					

PENDING CASES AT THE BEGINNING OF THE YEAR.....									
INACTIVE BENCH WARRANTS.....	10	50	50	13	6	0	2	0	121
INACTIVE: NON-SERVICE.....	20	531	619	45	88	0	575	99	1985
TOTAL (ADD LINES 10 AND 20).....	30	581	669	58	94	0	577	99	2106
ACTIVE PENDING.....	40	810	169	23	64	556	227	114	1981
NEW CASES FILED THIS YEAR.....	50	2760	2691	366	436	11260	1348	750	19777
SUBTOTAL ACTIVE.....	60	3570	2860	389	500	11816	1575	864	21758
RE-OPENED CASES.....									
REMANS FROM HIGHER COURTS.....	70	0	15	0	0	0	1	0	16
PROBATION VIOLATIONS.....	80	14	6	3	0	0	0	0	23
MISTRIALS.....	85	0	0	0	0	0	0	0	0
APPEARANCE AFTER BENCH WARRANT ISSUED.....	90	16	29	5	4	0	0	0	54
SERVICE MADE/ARRAIGNMENT.....	95	298	942	39	131	0	717	298	2468
APPEALS FROM MAGISTRATES.....	100	1	0	0	0	7	0	0	8
OTHER.....	105	1	85	1	82	0	218	3	406
SUBTOTAL (ADD LINES 70 THROUGH 100).....	110	330	1077	48	217	7	936	301	2975
TOTAL ACTIVE CASELOAD THIS YEAR (ADD LINES 60 AND 110).....	120	3900	3937	437	717	11823	2511	1165	24733
JUDICIAL DISPOSITIONS.....									
GUILTY PLEAS.....	130	1057	639	172	98	33	0	0	1999
INFORMAL CIVIL HEARINGS BY JUDGE.....	140	0	0	0	0	3	0	0	3
FORMAL CIVIL HEARINGS BY JUDGE.....	145	0	0	0	0	14	0	0	14
TRIALS WITHOUT JURY.....	150	2	11	0	0	0	29	40	91
TRIALS BY JURY.....	155	5	13	1	1	0	8	0	29
DISMISSALS.....	160	853	526	71	72	1487	393	322	3761
PRELIMINARY EXAMS WAIVED.....	170	0	94	0	0	0	0	0	94
PRELIMINARY EXAMS CONDUCTED.....	175	0	85	0	0	0	0	0	85
BENCH WARRANTS.....	180	33	49	4	9	0	0	0	95
NO PROGRESS.....	185	0	0	0	0	0	41	7	64
OTHER JUDICIAL DISPOSITIONS.....	190	30	88	9	4	3167	833	229	4469
SUBTOTAL (ADD LINES 130 THROUGH 190).....	200	1980	1505	257	184	4704	1304	598	10704
OTHER DISPOSITIONS.....									
MAGISTRATES - GUILTY AND ADMISSIONS.....	210	845	1122	123	253	5253	0	0	7596
MAGISTRATES - INFORMAL HEARINGS - CIVIL.....	215	0	0	0	0	232	0	0	232
TRAFFIC BUREAU.....	220	0	0	0	0	1037	0	0	1037
NON-SERVICE.....	230	301	1203	47	111	0	960	362	3043
SUBTOTAL (ADD LINES 210 THROUGH 230).....	240	1146	2325	170	364	6522	960	362	11908
TOTAL DISPOSITIONS (ADD LINES 200 AND 240).....	250	3126	3830	427	548	11226	2264	960	22612
PENDING CASES AT THE END OF YEAR.....									
INACTIVE: BENCH WARRANTS (LINES 10 - 90 + 180).....	260	67	70	12	11	0	2	0	162
INACTIVE: NON-SERVICE (LINES 20 - 95 + 230).....	270	534	880	53	68	0	818	163	2560
ACTIVE PENDING (SUBTRACT LINE 250 FROM LINE 120).....	280	774	107	10	169	597	247	205	2121
TOTAL CASES PENDING AT END OF YEAR(LINES 260+270+280).....	290	1375	1057	75	248	597	1067	368	4843
CIVIL CASES PENDING OVER 1 YEAR.....	300	0	0	0	0	0	0	0	0

REGION 3

DISTRICT #58-1

CITY OF GRAND HAVEN

* C R I M I N A L *					* C I V I L *				* T *
* STATE OFFENSE * ORDINANCE *					* * * * *				* O *
L	* NON	* TRAF-	* TRAF-	* TRAF-	CIVIL *	* * * * *	* * * * *	* SUM-	* T *
I	* FIC	* FIC	* FIC	* FIC	INFRA *	CIVIL *	SMALL *	MARY *	A *
N	* FIC	* FIC	* FIC	* FIC	CTIONS*	CIVIL *	CLAIMS*	PROC.	L *
E	* FIC	* FIC	* FIC	* FIC	* * * * *	* * * * *	* * * * *	* * * * *	S *

PENDING CASES AT THE BEGINNING OF THE YEAR.....									
INACTIVE BENCH WARRANTS.....	10	63	12	5	21	0	1	0	102
INACTIVE: NON-SERVICE.....	20	234	132	42	2	0	244	182	848
TOTAL (ADD LINES 10 AND 20).....	30	297	144	47	23	0	245	182	950
ACTIVE PENDING.....	40	90	98	11	8	402	29	111	750
NEW CASES FILED THIS YEAR.....	50	835	1643	227	466	4602	486	471	8789
SUBTOTAL ACTIVE.....	60	925	1741	238	474	5004	515	582	9539
RE-OPENED CASES.....									
REMANDS FROM HIGHER COURTS.....	70	0	20	0	0	0	0	0	20
PROBATION VIOLATIONS.....	80	0	1	0	0	0	0	0	1
MISTRIALS.....	85	0	0	0	0	0	0	0	0
APPEARANCE AFTER BENCH WARRANT ISSUED.....	90	0	33	0	9	0	2	0	44
SERVICE MADE/ARRAIGNMENT.....	95	11	465	0	67	0	374	343	50
APPEALS FROM MAGISTRATES.....	100	0	0	0	0	13	0	0	1310
OTHER.....	105	0	0	0	0	0	0	0	13
SUBTOTAL (ADD LINES 70 THROUGH 100).....	110	0	0	0	0	66	68	5	139
TOTAL ACTIVE CASELOAD THIS YEAR (ADD LINES 60 AND 110).....	120	936	2260	238	550	5017	957	994	1528
JUDICIAL DISPOSITIONS.....									
GUILTY PLEAS.....	130	82	1069	0	384	13	0	0	11067
INFORMAL CIVIL HEARINGS BY JUDGE.....	140	0	0	0	0	3	0	0	1548
FORMAL CIVIL HEARINGS BY JUDGE.....	145	0	0	0	0	10	0	0	3
TRIALS WITHOUT JURY.....	150	9	42	1	11	0	33	51	10
TRIALS BY JURY.....	155	0	21	0	9	0	26	19	150
DISMISSALS.....	160	269	196	-41	56	377	162	185	76
PRELIMINARY EXAMS WAIVED.....	170	0	138	0	0	0	0	0	1305
PRELIMINARY EXAMS CONDUCTED.....	175	0	52	0	0	0	0	0	138
BENCH WARRANTS.....	180	1	61	0	13	0	4	0	52
NO PROGRESS.....	185	0	0	0	0	0	0	0	79
OTHER JUDICIAL DISPOSITIONS.....	190	0	9	0	0	0	69	73	146
SUBTOTAL (ADD LINES 130 THROUGH 190).....	200	361	1588	42	473	996	578	637	1223
OTHER DISPOSITIONS.....									
MAGISTRATES - GUILTY AND ADMISSIONS.....	210	0	37	0	0	189	0	0	4730
MAGISTRATES - INFORMAL HEARINGS - CIVIL.....	215	0	0	0	0	159	0	0	226
TRAFFIC BUREAU.....	220	486	16	122	1	3273	0	0	159
NON-SERVICE.....	230	52	469	11	60	1	461	471	3898
SUBTOTAL (ADD LINES 210 THROUGH 230).....	240	538	522	133	61	3622	461	471	1584
TOTAL DISPOSITIONS (ADD LINES 200 AND 240).....	250	899	2110	175	534	4618	1039	1108	5867
PENDING CASES AT THE END OF YEAR.....									
INACTIVE: BENCH WARRANTS (LINES 10 - 90 + 180).....	260	64	40	5	25	0	3	0	10597
INACTIVE: NON-SERVICE (LINES 20 - 95 + 230).....	270	275	136	53	-5	1	331	310	137
ACTIVE PENDING (SUBTRACT LINE 250 FROM LINE 120).....	280	37	150	63	16	399	-82	-114	1122
TOTAL CASES PENDING AT END OF YEAR (LINES 260+270+280).....	290	376	326	121	36	400	252	196	470
CIVIL CASES PENDING OVER 1 YEAR.....	300	0	0	0	0	0	7	0	1729

REGION 3

DISTRICT #58-2

CITY OF HOLLAND

* C R I M I N A L *					* C I V I L *				T	
*****					*****				D	
* STATE OFFENSE *		* ORDINANCE *			* * * * *				T	
L	*****				CIVIL	* SUM-		A		
I	* NON	* NON	* NON	* INFRA	* SMALL	* MARY	* L			
N	* TRAF-	* TRAF-	* TRAF-	* TRAF-	* CTIONS	* CIVIL	* CLAIMS	* PROC.	S	
E	* FIC	* FIC	* FIC	* FIC	* * *	* * *	* * *	* * *		

PENDING CASES AT THE BEGINNING OF THE YEAR.....										
INACTIVE BENCH WARRANTS.....	10	105	94	95	13	0	2	4	0	313
INACTIVE: NON-SERVICE.....	20	148	79	140	42	0	11	3	9	432
TOTAL (ADD LINES 10 AND 20).....	30	253	173	235	55	0	13	7	9	745
ACTIVE PENDING.....	40	468	233	367	52	7	439	248	54	1868
NEW CASES FILED THIS YEAR.....	50	893	1602	658	298	5590	769	954	134	10898
SUBTOTAL ACTIVE.....	60	1361	1835	1025	350	5597	1208	1202	188	12766
RE-OPENED CASES.....										
REMANDS FROM HIGHER COURTS.....	70	0	0	0	0	0	0	0	0	0
PROBATION VIOLATIONS.....	80	0	0	0	0	0	0	0	0	0
MISTRIALS.....	85	0	0	0	0	0	0	0	0	0
APPEARANCE AFTER BENCH WARRANT ISSUED.....	90	26	82	37	26	0	14	4	0	189
SERVICE MADE/ARRAIGNMENT.....	95	37	252	37	89	0	591	782	86	1874
APPEALS FROM MAGISTRATES.....	100	0	0	0	0	0	0	0	0	0
OTHER.....	105	0	0	0	0	0	0	0	0	0
SUBTOTAL (ADD LINES 70 THROUGH 100).....	110	63	334	74	115	0	605	786	86	2063
TOTAL ACTIVE CASELOAD THIS YEAR (ADD LINES 60 AND 110).....	120	1424	2169	1099	465	5597	1813	1988	274	14829
JUDICIAL DISPOSITIONS.....										
GUILTY PLEAS.....	130	227	919	277	206	32	0	0	0	1661
INFORMAL CIVIL HEARINGS BY JUDGE.....	140	0	0	0	0	6	0	0	0	6
FORMAL CIVIL HEARINGS BY JUDGE.....	145	0	0	0	0	10	0	0	0	10
TRIALS WITHOUT JURY.....	150	8	34	9	9	0	19	159	28	266
TRIALS BY JURY.....	155	5	9	1	0	0	2	0	0	17
DISMISSALS.....	160	389	235	168	104	287	159	43	51	1436
PRELIMINARY EXAMS WAIVED.....	170	0	102	0	0	0	0	0	0	102
PRELIMINARY EXAMS CONDUCTED.....	175	3	30	0	0	0	0	0	0	33
BENCH WARRANTS.....	180	40	84	45	18	0	19	3	0	209
NO PROGRESS.....	185	0	0	0	0	0	144	139	10	293
OTHER JUDICIAL DISPOSITIONS.....	190	5	6	6	2	805	477	674	50	2025
SUBTOTAL (ADD LINES 130 THROUGH 190).....	200	677	1419	506	339	1140	820	1018	139	6058
OTHER DISPOSITIONS.....										
MAGISTRATES - GUILTY AND ADMISSIONS.....	210	5	92	0	0	258	0	0	0	355
MAGISTRATES - INFORMAL HEARINGS - CIVIL.....	215	0	0	0	0	187	0	0	0	187
TRAFFIC BUREAU.....	220	219	290	156	4	3804	0	0	0	4473
NON-SERVICE.....	230	45	285	29	112	0	626	792	95	1984
SUBTOTAL (ADD LINES 210 THROUGH 230).....	240	269	667	185	116	4249	626	792	95	6999
TOTAL DISPOSITIONS (ADD LINES 200 AND 240).....	250	946	2086	691	455	5389	1446	1810	234	13057
PENDING CASES AT THE END OF YEAR.....										
INACTIVE: BENCH WARRANTS (LINES 10 - 90 + 180).....	260	119	96	103	5	0	7	3	0	333
INACTIVE: NON-SERVICE (LINES 20 - 95 + 230).....	270	156	112	132	65	0	46	13	18	542
ACTIVE PENDING (SUBTRACT LINE 250 FROM LINE 120).....	280	478	83	408	10	208	367	178	40	1772
TOTAL CASES PENDING AT END OF YEAR(LINES 260+270+280).....	290	753	291	643	80	208	420	194	58	2647
CIVIL CASES PENDING OVER 1 YEAR.....	300	0	0	0	0	0	25	6	0	31

REGION 3

DISTRICT #58-3

CITY OF HUDSONVILLE

* C R I M I N A L *					* C I V I L *				* T *

* STATE OFFENSE *		* O R D I N A N C E *			* C I V I L *		* S U M - M A R Y *		* P R O C . *

L	* N O N *	* N O N *	* N O N *	* I N F R A *	* C I V I L *	* S M A L L *	* M A R Y *	* P R O C . *	* S *
I	* T R A F - F I C *	* T R A F - F I C *	* T R A F - F I C *	* T R A F - F I C *	* C T I O N S *	* C I V I L *	* C L A I M S *	* P R O C . *	* S *
N	* F I C *	* F I C *	* F I C *	* F I C *	* C T I O N S *	* C I V I L *	* C L A I M S *	* P R O C . *	* S *
E	* F I C *	* F I C *	* F I C *	* F I C *	* C T I O N S *	* C I V I L *	* C L A I M S *	* P R O C . *	* S *

PENDING CASES AT THE BEGINNING OF THE YEAR.....									
INACTIVE BENCH WARRANTS.....	10	13	10	1	0	0	0	0	24
INACTIVE: NON-SERVICE.....	20	299	40	14	0	0	92	5	450
TOTAL (ADD LINES 10 AND 20).....	30	312	50	15	0	0	92	5	474
ACTIVE PENDING.....	40	31	71	11	18	192	48	55	442
NEW CASES FILED THIS YEAR.....	50	475	1008	112	193	4921	247	231	7228
SUBTOTAL ACTIVE.....	60	506	1079	123	211	5113	295	286	7670
RE-OPENED CASES.....									
REMANDS FROM HIGHER COURTS.....	70	0	2	0	0	0	0	0	2
PROBATION VIOLATIONS.....	80	1	9	0	1	0	0	0	11
MISTRIALS.....	85	0	1	0	0	0	0	0	1
APPEARANCE AFTER BENCH WARRANT ISSUED.....	90	7	23	1	1	0	0	0	32
SERVICE MADE/ARRAIGNMENT.....	95	50	64	4	8	0	156	126	433
APPEALS FROM MAGISTRATES.....	100	0	0	0	1	6	0	0	7
OTHER.....	105	0	5	0	0	0	35	1	41
SUBTOTAL (ADD LINES 70 THROUGH 100).....	110	58	104	5	11	6	191	127	527
TOTAL ACTIVE CASELOAD THIS YEAR (ADD LINES 60 AND 110).....	120	564	1183	128	222	5119	486	413	8197
JUDICIAL DISPOSITIONS.....									
GUILTY PLEAS.....	130	6	745	8	167	74	0	0	1000
INFORMAL CIVIL HEARINGS BY JUDGE.....	140	0	0	0	0	0	0	0	1
FORMAL CIVIL HEARINGS BY JUDGE.....	145	0	0	0	0	0	0	0	19
TRIALS WITHOUT JURY.....	150	0	32	0	0	0	19	91	164
TRIALS BY JURY.....	155	0	19	0	0	0	3	12	35
DISMISSALS.....	160	241	106	43	15	30	28	2	457
PRELIMINARY EXAMS WAIVED.....	170	0	15	0	0	0	0	0	15
PRELIMINARY EXAMS CONDUCTED.....	175	0	4	0	0	0	0	0	4
BENCH WARRANTS.....	180	3	31	1	2	0	0	0	37
NO PROGRESS.....	185	0	0	0	0	0	43	15	62
OTHER JUDICIAL DISPOSITIONS.....	190	50	65	5	8	795	171	124	1237
SUBTOTAL (ADD LINES 130 THROUGH 190).....	200	300	1017	57	194	919	264	263	3062
OTHER DISPOSITIONS.....									
MAGISTRATES - GUILTY AND ADMISSIONS.....	210	0	0	0	0	566	0	0	566
MAGISTRATES - INFORMAL HEARINGS - CIVIL.....	215	0	0	0	0	182	0	0	182
TRAFFIC BUREAU.....	220	204	0	56	0	3278	0	0	3536
NON-SERVICE.....	230	39	86	9	14	0	136	111	416
SUBTOTAL (ADD LINES 210 THROUGH 230).....	240	243	86	65	14	4026	136	111	4704
TOTAL DISPOSITIONS (ADD LINES 200 AND 240).....	250	543	1103	122	208	4945	400	374	7766
PENDING CASES AT THE END OF YEAR.....									
INACTIVE: BENCH WARRANTS (LINES 10 - 90 + 180).....	260	9	18	1	1	0	0	0	29
INACTIVE: NON-SERVICE (LINES 20 - 95 + 230).....	270	288	62	19	6	0	72	-10	435
ACTIVE PENDING (SUBTRACT LINE 250 FROM LINE 120).....	280	21	80	6	14	174	86	35	431
TOTAL CASES PENDING AT END OF YEAR(LINES 260+270+280).....	290	318	160	26	21	174	158	29	895
CIVIL CASES PENDING OVER 1 YEAR.....	300	0	0	0	0	0	14	0	14

REGION 3

DISTRICT #58

COURT SUMMARY

* C R I M I N A L *					* C I V I L *				* T *	

* STATE OFFENSE * ORDINANCE *					* CIVIL *	* SMALL * MARY *	* SUM- * PROC. *	* A * S *		
L	* NON	* NON	* NON	* NON	* CIVIL	* CIVIL	* CLAIMS	* MARY	* SUM-	
I	* TRAF-	* TRAF-	* TRAF-	* TRAF-	* CTIONS	* CIVIL	* CLAIMS	* MARY	* SUM-	
N	* FIC	* FIC	* FIC	* FIC	* CTIONS	* CIVIL	* CLAIMS	* MARY	* SUM-	
E	* FIC	* FIC	* FIC	* FIC	* CTIONS	* CIVIL	* CLAIMS	* MARY	* SUM-	

PENDING CASES AT THE BEGINNING OF THE YEAR.....	10	181	116	101	34	0	3	4	0	439
INACTIVE BENCH WARRANTS.....	20	681	251	196	44	0	347	190	21	1730
INACTIVE: NON-SERVICE.....	30	862	367	297	78	0	350	194	21	2169
TOTAL (ADD LINES 10 AND 20).....	40	589	402	389	78	601	516	414	71	3060
ACTIVE PENDING.....	50	2203	4253	997	957	15113	1502	1656	234	26915
NEW CASES FILED THIS YEAR.....	60	2792	4655	1386	1035	15714	2018	2070	305	29975
SUBTOTAL ACTIVE.....	70	0	22	0	0	0	0	0	0	22
RE-OPENED CASES.....	80	1	10	0	1	0	0	0	0	12
REMANDS FROM HIGHER COURTS.....	85	0	1	0	0	0	0	1	0	2
PROBATION VIOLATIONS.....	90	33	138	38	36	0	16	4	0	265
MISTRIALS.....	95	98	781	41	164	0	1121	1251	161	3617
APPEARANCE AFTER BENCH WARRANT ISSUED.....	100	0	0	0	1	19	0	0	0	20
SERVICE MADE/ARRAIGNMENT.....	105	0	5	0	0	0	101	69	5	180
APPEALS FROM MAGISTRATES.....	110	132	957	79	202	19	1238	1325	166	4118
OTHER.....	120	2924	5612	1465	1237	15733	3256	3395	471	34093
SUBTOTAL (ADD LINES 70 THROUGH 100).....	130	315	2733	285	757	119	0	0	0	4209
TOTAL ACTIVE CASELOAD THIS YEAR (ADD LINES 60 AND 110).....	140	0	0	0	0	10	0	0	0	10
JUDICIAL DISPOSITIONS.....	145	0	0	0	0	39	0	0	0	39
GUILTY PLEAS.....	150	17	108	10	22	0	71	301	51	580
INFORMAL CIVIL HEARINGS BY JUDGE.....	155	5	49	1	9	0	31	31	3	129
FORMAL CIVIL HEARINGS BY JUDGE.....	160	899	537	252	175	694	349	249	73	3228
TRIALS WITHOUT JURY.....	165	0	255	0	0	0	0	0	0	255
TRIALS BY JURY.....	170	3	86	0	0	0	0	0	0	89
DISMISSALS.....	175	44	176	46	33	0	23	3	0	325
PRELIMINARY EXAMS WAIVED.....	180	0	0	0	0	0	256	227	18	501
PRELIMINARY EXAMS CONDUCTED.....	185	0	0	0	0	0	256	227	18	501
BENCH WARRANTS.....	190	55	80	11	10	2193	932	1107	97	4485
NO PROGRESS.....	195	1338	4024	605	1006	3055	1662	1918	242	13850
OTHER JUDICIAL DISPOSITIONS.....	200	5	129	0	0	1013	0	0	0	1147
SUBTOTAL (ADD LINES 130 THROUGH 190).....	210	0	0	0	0	528	0	0	0	528
OTHER DISPOSITIONS.....	215	0	0	0	0	10355	0	0	0	11909
MAGISTRATES - GUILTY AND ADMISSIONS.....	220	909	306	334	5	1	0	0	0	3986
MAGISTRATES - INFORMAL HEARINGS - CIVIL.....	230	136	840	49	186	1	1223	1374	177	17570
TRAFFIC BUREAU.....	240	1050	1275	383	191	11897	1223	1374	177	31420
NON-SERVICE.....	250	2388	5299	988	1197	14952	2885	3292	419	31420
SUBTOTAL (ADD LINES 210 THROUGH 230).....	260	192	154	109	31	0	10	3	0	499
TOTAL DISPOSITIONS (ADD LINES 200 AND 240).....	270	719	310	204	66	1	449	313	37	2099
PENDING CASES AT THE END OF YEAR.....	280	536	313	477	40	781	371	103	52	2673
INACTIVE: BENCH WARRANTS (LINES 10 - 90 + 180).....	290	1447	777	790	137	782	830	419	89	5271
INACTIVE: NON-SERVICE (LINES 20 - 95 + 230).....	300	0	0	0	0	0	46	6	1	53
ACTIVE PENDING (SUBTRACT LINE 250 FROM LINE 120).....										
TOTAL CASES PENDING AT END OF YEAR(LINES 260+270+280).....										
CIVIL CASES PENDING OVER 1 YEAR.....										

REGION 3

DISTRICT #60

MUSKEGON COUNTY

* C R I M I N A L *					* C I V I L *				

* STATE OFFENSE *					* T *				

* ORDINANCE *					* O *				

* CIVIL *					* T *				

* NON * INFRA *					* SUM- * MARY * L *				

* TRAF- * TRAF- * TRAF- * TRAF- * CTIONS*					* CIVIL * CLAIMS* PROC. * S *				

* FIC * FIC * FIC * FIC *					* * * * *				

PENDING CASES AT THE BEGINNING OF THE YEAR.....									
INACTIVE BENCH WARRANTS.....	10	262	185	290	100	0	0	0	837
INACTIVE: NON-SERVICE.....	20	718	388	4034	17	0	481	351	6308
TOTAL (ADD LINES 10 AND 20).....	30	980	573	4324	117	0	481	351	7145
ACTIVE PENDING.....	40	927	715	439	365	2470	514	47	5550
NEW CASES FILED THIS YEAR.....	50	2112	5138	2860	1137	17875	2470	2055	34732
SUBTOTAL ACTIVE.....	60	3039	5853	3299	1502	20345	2984	2102	40282
RE-OPENED CASES.....									
REMANDS FROM HIGHER COURTS.....	70	0	0	0	0	0	0	0	0
PROBATION VIOLATIONS.....	80	0	7	0	0	0	0	0	7
MISTRIALS.....	85	1	4	0	0	0	0	0	5
APPEARANCE AFTER BENCH WARRANT ISSUED.....	90	9	55	7	26	0	0	0	97
SERVICE MADE/ARRAIGNMENT.....	95	19	524	4356	164	0	999	719	6920
APPEALS FROM MAGISTRATES.....	100	2	0	1	0	0	0	0	3
OTHER.....	105	4	2	11	2	0	4	0	23
SUBTOTAL (ADD LINES 70 THROUGH 100).....	110	35	592	4375	192	0	1003	719	7055
TOTAL ACTIVE CASELOAD THIS YEAR (ADD LINES 60 AND 110).....	120	3074	6445	7674	1694	20345	3987	2821	47337
JUDICIAL DISPOSITIONS.....									
GUILTY PLEAS.....	130	773	1510	1239	391	155	0	0	4068
INFORMAL CIVIL HEARINGS BY JUDGE.....	140	0	0	0	0	14	0	0	14
FORMAL CIVIL HEARINGS BY JUDGE.....	145	0	0	0	0	48	0	0	48
TRIALS WITHOUT JURY.....	150	10	265	22	69	0	344	1029	2456
TRIALS BY JURY.....	155	4	17	17	8	0	0	0	46
DISMISSALS.....	160	515	1667	609	208	2424	275	496	6443
PRELIMINARY EXAMS WAIVED.....	170	0	573	0	0	0	0	0	573
PRELIMINARY EXAMS CONDUCTED.....	175	0	448	0	0	0	0	0	449
BENCH WARRANTS.....	180	5	43	0	0	0	0	0	48
NO PROGRESS.....	185	0	0	0	0	0	497	287	830
OTHER JUDICIAL DISPOSITIONS.....	190	1	30	2	0	5277	1151	123	6584
SUBTOTAL (ADD LINES 130 THROUGH 190).....	200	1308	4554	1889	676	7918	2267	1935	21559
OTHER DISPOSITIONS.....									
MAGISTRATES - GUILTY AND ADMISSIONS.....	210	391	529	752	351	1789	0	0	3812
MAGISTRATES - INFORMAL HEARINGS - CIVIL.....	215	0	0	0	0	969	0	0	969
TRAFFIC BUREAU.....	220	563	0	4852	0	11117	0	0	16532
NON-SERVICE.....	230	365	684	337	156	93	1587	897	4371
SUBTOTAL (ADD LINES 210 THROUGH 230).....	240	1319	1213	5941	507	13968	1587	897	25684
TOTAL DISPOSITIONS (ADD LINES 200 AND 240).....	250	2627	5767	7830	1183	21886	3854	2832	47243
PENDING CASES AT THE END OF YEAR.....									
INACTIVE: BENCH WARRANTS (LINES 10 - 90 + 180).....	260	258	173	283	74	0	0	0	788
INACTIVE: NON-SERVICE (LINES 20 - 95 + 230).....	270	1064	548	15	9	93	1069	529	3759
ACTIVE PENDING (SUBTRACT LINE 250 FROM LINE 120).....	280	447	678	-156	511	-1541	133	-11	94
TOTAL CASES PENDING AT END OF YEAR(LINES 260+270+280).....	290	1769	1399	142	594	-1448	1202	518	4641
CIVIL CASES PENDING OVER 1 YEAR.....	300	0	0	0	0	0	0	0	0

REGION 3

DISTRICT #62A

CITY OF WYOMING

* C R I M I N A L *					* C I V I L *				* T *	
* STATE OFFENSE * ORDINANCE *									* O *	
L	*****					CIVIL *	* S U M -			* A *
I	* N O N *	* N O N *	* N O N *	* N O N *	* I N F R A *	* C I V I L *	* S M A L L *	* M A R Y *	* L *	
N	* T R A F - *	* T R A F - *	* T R A F - *	* T R A F - *	* C T I O N S *	* C I V I L *	* C L A I M S *	* P R O C . *	* S *	
E	* F I C *	* F I C *	* F I C *	* F I C *	* F I C *	* F I C *	* F I C *	* F I C *	* F I C *	

PENDING CASES AT THE BEGINNING OF THE YEAR.....										
INACTIVE BENCH WARRANTS.....	10	11	14	72	65	2	0	0	164	
INACTIVE: NON-SERVICE.....	20	14	15	225	124	122	90	79	710	
TOTAL (ADD LINES 10 AND 20).....	30	25	29	297	189	124	90	79	874	
ACTIVE PENDING.....	40	8	71	619	211	474	249	47	1721	
NEW CASES FILED THIS YEAR.....	50	238	446	4045	2003	8130	689	923	17049	
SUBTOTAL ACTIVE.....	60	246	517	4664	2214	8604	938	970	18770	
RE-OPENED CASES.....										
REMANDS FROM HIGHER COURTS.....	70	0	11	0	0	0	0	0	11	
PROBATION VIOLATIONS.....	80	0	1	0	0	0	0	0	1	
MISDEMEANORS.....	85	0	0	0	1	0	0	0	1	
APPEARANCE AFTER BENCH WARRANT ISSUED.....	90	35	15	251	209	21	0	0	531	
SERVICE MADE/ARRAIGNMENT.....	95	2	2	371	19	135	231	290	1131	
APPEALS FROM MAGISTRATES.....	100	0	0	1	1	3	0	0	5	
OTHER.....	105	0	0	300	1	6	27	7	342	
SUBTOTAL (ADD LINES 70 THROUGH 100).....	110	37	29	923	231	165	258	297	2022	
TOTAL ACTIVE CASELOAD THIS YEAR (ADD LINES 60 AND 110).....	120	283	546	5587	2445	8769	1196	1267	20792	
JUDICIAL DISPOSITIONS.....										
GUILTY PLEAS.....	130	182	60	1393	1707	424	0	0	3766	
FORMAL CIVIL HEARINGS BY JUDGE.....	140	0	0	0	0	31	0	0	31	
FORMAL CIVIL HEARINGS BY JUDGE.....	145	0	0	0	0	29	0	0	29	
TRIALS WITHOUT JURY.....	150	4	2	8	23	0	58	285	402	
TRIALS BY JURY.....	155	2	3	3	27	0	3	0	39	
DISMISSALS.....	160	23	98	230	230	139	269	225	1465	
PRELIMINARY EXAMS WAIVED.....	170	2	195	0	0	0	0	0	197	
PRELIMINARY EXAMS CONDUCTED.....	175	3	112	0	0	0	0	0	115	
BENCH WARRANTS.....	180	40	26	250	224	23	0	0	563	
NO PROGRESS.....	185	0	0	0	0	0	47	79	153	
OTHER JUDICIAL DISPOSITIONS.....	190	4	3	142	44	818	437	349	2119	
SUBTOTAL (ADD LINES 130 THROUGH 190).....	200	260	499	2026	225E	1464	814	938	8879	
OTHER DISPOSITIONS.....										
MAGISTRATES - GUILTY AND ADMISSIONS.....	210	3	0	26	11	45	0	0	85	
MAGISTRATES - INFORMAL HEARINGS - CIVIL.....	215	0	0	0	0	245	0	0	245	
TRAFFIC BUREAU.....	220	28	1	2379	134	6795	0	0	9337	
NON-SERVICE.....	230	0	0	158	0	75	190	286	755	
SUBTOTAL (ADD LINES 210 THROUGH 230).....	240	31	1	2563	145	7160	190	286	10422	
TOTAL DISPOSITIONS (ADD LINES 200 AND 240).....	250	291	500	4589	2400	8624	1004	1224	19301	
PENDING CASES AT THE END OF YEAR.....										
INACTIVE: BENCH WARRANTS (LINES 10 - 90 + 180).....	260	16	25	71	80	4	0	0	196	
INACTIVE: NON-SERVICE (LINES 20 - 95 + 230).....	270	12	13	12	105	62	49	75	334	
ACTIVE PENDING (SUBTRACT LINE 250 FROM LINE 120).....	280	-8	46	998	45	145	192	43	1491	
TOTAL CASES PENDING AT END OF YEAR(LINES 260+270+280).....	290	20	84	1081	230	211	241	118	2021	
CIVIL CASES PENDING OVER 1 YEAR.....	300	0	0	0	0	0	15	0	15	

REGION 3

DISTRICT #62B

CITY OF KENTWOOD

* CRIMINAL *					* CIVIL *				T

* STATE OFFENSE *		* ORDINANCE *			* CIVIL *	* SMALL * CLAIMS *	* SUM- * MARY * PROC. *	* T *	
L	I	N	E		CIVIL	CIVIL			
	* TRAF- * FIC	* TRAF- * FIC	* TRAF- * FIC	* TRAF- * FIC	* CTIONS *				

PENDING CASES AT THE BEGINNING OF THE YEAR.....									
INACTIVE BENCH WARRANTS.....	10	19	10	104	44	14	0	0	191
INACTIVE: NON-SERVICE.....	20	3	26	128	277	137	31	5	611
TOTAL (ADD LINES 10 AND 20).....	30	22	36	232	321	151	31	5	802
ACTIVE PENDING.....	40	45	30	160	85	252	133	92	814
NEW CASES FILED THIS YEAR.....	50	812	232	1292	878	5857	336	267	10247
SUBTOTAL ACTIVE.....	60	857	262	1452	963	6109	469	359	11061
RE-OPENED CASES.....									
REMANDS FROM HIGHER COURTS.....	70	0	1	0	0	0	3	0	4
PROBATION VIOLATIONS.....	80	0	0	0	18	0	0	0	18
MISTRIALS.....	85	0	0	0	0	0	0	0	0
APPEARANCE AFTER BENCH WARRANT ISSUED.....	90	26	6	61	84	3	0	0	120
SERVICE MADE/ARRAIGNMENT.....	95	4	16	25	89	0	0	0	134
APPEALS FROM MAGISTRATES.....	100	0	0	0	0	0	0	0	0
OTHER.....	105	0	0	0	0	0	0	0	0
SUBTOTAL (ADD LINES 70 THROUGH 100).....	110	30	23	86	191	3	3	0	336
TOTAL ACTIVE CASELOAD THIS YEAR (ADD LINES 60 AND 110).....	120	887	285	1538	1154	6112	472	359	11397
JUDICIAL DISPOSITIONS.....									
GUILTY PLEAS.....	130	197	54	415	604	337	0	0	1607
INFORMAL CIVIL HEARINGS BY JUDGE.....	140	0	0	0	0	168	0	0	168
FORMAL CIVIL HEARINGS BY JUDGE.....	145	0	0	0	0	7	0	0	7
TRIALS WITHOUT JURY.....	150	2	1	29	26	0	102	100	413
TRIALS BY JURY.....	155	0	5	2	17	0	0	0	24
DISMISSALS.....	160	373	30	193	76	616	127	51	1517
PRELIMINARY EXAMS WAIVED.....	170	1	88	0	0	0	0	0	89
PRELIMINARY EXAMS CONDUCTED.....	175	0	44	0	0	0	0	0	44
BENCH WARRANTS.....	180	18	16	42	60	0	2	0	138
NO PROGRESS.....	185	1	0	0	0	0	0	26	52
OTHER JUDICIAL DISPOSITIONS.....	190	5	0	0	0	2	43	132	418
SUBTOTAL (ADD LINES 130 THROUGH 190).....	200	597	238	681	783	1130	274	309	4477
OTHER DISPOSITIONS.....									
MAGISTRATES - GUILTY AND ADMISSIONS.....	210	7	0	35	0	0	0	0	42
MAGISTRATES - INFORMAL HEARINGS - CIVIL.....	215	0	0	0	0	0	0	0	0
TRAFFIC BUREAU.....	220	113	0	752	2	4211	0	0	5078
NON-SERVICE.....	230	0	0	0	0	0	0	0	0
SUBTOTAL (ADD LINES 210 THROUGH 230).....	240	120	0	787	2	4211	0	0	5120
TOTAL DISPOSITIONS (ADD LINES 200 AND 240).....	250	717	238	1468	785	5341	274	309	9597
PENDING CASES AT THE END OF YEAR.....									
INACTIVE: BENCH WARRANTS (LINES 10 - 90 + 180).....	260	11	20	85	20	11	2	0	149
INACTIVE: NON-SERVICE (LINES 20 - 95 + 230).....	270	-1	10	103	188	137	31	5	477
ACTIVE PENDING (SUBTRACT LINE 250 FROM LINE 120).....	280	170	47	70	369	771	198	50	1800
TOTAL CASES PENDING AT END OF YEAR(LINES 260+270+280).....	290	180	77	258	577	919	231	55	2426
CIVIL CASES PENDING OVER 1 YEAR.....	300	0	0	0	0	0	0	0	0

REGION 3

DISTRICT #63-1

CITY OF ROCKFORD

* C R I M I N A L *					* C I V I L *				* T *

* STATE OFFENSE *		* ORDINANCE *			* CIVIL *		* SUM- *		* A *

L	* NON *	* TRAF- *	* TRAF- *	* TRAF- *	* TRAF- *	* CIVIL *	* SMALL *	* MARY *	* L *

N	* FIC *	* FIC *	* FIC *	* FIC *	* CTIONS *	* CIVIL *	* CLAIMS *	* PROC. *	* S *

E	*****								

PENDING CASES AT THE BEGINNING OF THE YEAR.....									
INACTIVE BENCH WARRANTS.....	10	41	63	12	6	0	2	13	0
INACTIVE: NON-SERVICE.....	20	33	95	26	25	14	45	38	11
TOTA' (ADD LINES 10 AND 20).....	30	74	158	38	31	14	47	51	11
ACTIVE PENDING.....	40	406	277	40	8	673	267	128	21
NEW CASES FILED THIS YEAR.....	50	1661	1567	151	51	13981	739	1372	528
SUBTOTAL ACTIVE.....	60	2067	1844	191	169	14654	1006	1500	549
RE-OPENED CASES.....									
REMANDS FROM HIGHER COURTS.....	70	0	15	0	0	0	1	0	0
PROBATION VIOLATIONS.....	80	21	27	1	2	0	0	0	0
MISTRIALS.....	85	0	0	0	0	0	0	0	0
APPEARANCE AFTER BENCH WARRANT ISSUED.....	90	240	95	37	15	124	3	17	0
SERVICE MADE/ARRAIGNMENT.....	95	352	498	30	40	127	287	391	100
APPEALS FROM MAGISTRATES.....	100	0	0	0	0	27	0	0	0
OTHER.....	105	0	0	0	0	0	44	39	1
SUBTOTAL (ADD LINES 70 THROUGH 100).....	110	613	635	68	57	278	335	447	101
TOTAL ACTIVE CASELOAD THIS YEAR (ADD LINES 60 AND 110).....	120	2680	2479	259	226	14932	1341	1947	650
JUDICIAL DISPOSITIONS.....									
GUILTY PLEAS.....	130	549	673	45	67	300	0	0	0
INFORMAL CIVIL HEARINGS BY JUDGE.....	140	0	0	0	0	54	0	0	0
FORMAL CIVIL HEARINGS BY JUDGE.....	145	0	0	0	0	45	0	0	0
TRIALS WITHOUT JURY.....	150	64	67	0	9	0	104	615	338
TRIALS BY JURY.....	155	31	26	1	1	0	10	0	3
DISMISSALS.....	160	180	43	4	0	203	3	76	0
PRELIMINARY EXAMS WAIVED.....	170	4	164	0	0	0	0	0	0
PRELIMINARY EXAMS CONDUCTED.....	175	9	193	0	0	0	0	0	0
BENCH WARRANTS.....	180	237	119	27	11	142	6	27	0
NO PROGRESS.....	185	0	0	0	0	0	96	180	3
OTHER JUDICIAL DISPOSITIONS.....	190	405	20	75	8	2239	424	437	167
SUBTOTAL (ADD LINES 130 THROUGH 190).....	200	1479	1305	152	96	2983	643	1335	511
OTHER DISPOSITIONS.....									
MAGISTRATES - GUILTY AND ADMISSIONS.....	210	813	583	80	80	1238	0	0	0
MAGISTRATES - INFORMAL HEARINGS - CIVIL.....	215	0	0	0	0	213	0	0	0
TRAFFIC BUREAU.....	220	0	0	0	0	9695	0	0	0
NON-SERVICE.....	230	372	467	14	29	144	285	433	98
SUBTOTAL (ADD LINES 210 THROUGH 230).....	240	1185	1050	94	109	11290	285	433	98
TOTAL DISPOSITIONS (ADD LINES 200 AND 240).....	250	2664	2355	246	205	14273	928	1768	609
PENDING CASES AT THE END OF YEAR.....									
INACTIVE: BENCH WARRANTS (LINES 10 - 90 + 180).....	260	38	87	2	2	18	5	23	0
INACTIVE: NON-SERVICE (LINES 20 - 95 + 230).....	270	53	64	10	14	31	43	80	9
ACTIVE PENDING (SUBTRACT LINE 250 FROM LINE 120).....	280	16	124	13	21	659	413	179	41
TOTAL CASES PENDING AT END OF YEAR (LINES 260+270+280).....	290	107	275	25	37	708	461	282	50
CIVIL CASES PENDING OVER 1 YEAR.....	300	0	0	0	0	0	0	0	0

REGION 3

DISTRICT #63-2

CITY OF EAST GRAND RAPIDS

	* C R I M I N A L *				* C I V I L *				* T *
	*****				*****				* O *
	* STATE OFFENSE *	* ORDINANCE *	* CIVIL *	* CIVIL *	* SUM- *	* MARY *	* L *	* S *	
	* NON *	* NON *	* INFRA *	* SMALL *	* MARY *	* L *	* S *		
	* TRAF- *	* TRAF- *	* TRAF- *	* TRAF- *	* CTIONS *	* CIVIL *	* CLAIMS *	* PROC. *	
	* FIC *	* FIC *	* FIC *	* FIC *	* FIC *	* FIC *	* FIC *	* FIC *	

PENDING CASES AT THE BEGINNING OF THE YEAR.....									
INACTIVE BENCH WARRANTS.....	10	63	50	2	1	2	4	3	125
INACTIVE: NON-SERVICE.....	20	24	46	12	14	12	74	16	205
TOTAL (ADD LINES 10 AND 20).....	30	87	96	14	15	14	78	19	330
ACTIVE PENDING.....	40	21	42	1	22	493	416	47	1065
NEW CASES FILED THIS YEAR.....	50	1358	1592	82	153	12781	1095	600	17935
SUBTOTAL ACTIVE.....	60	1379	1634	83	175	13274	1511	647	19000
RE-OPENED CASES.....									
REMANDS FROM HIGHER COURTS.....	70	0	16	0	1	0	0	0	17
PROBATION VIOLATIONS.....	80	0	53	0	1	0	0	0	54
MISTRIALS.....	85	1	0	0	0	0	0	1	2
APPEARANCE AFTER BENCH WARRANT ISSUED.....	90	81	98	1	2	4	25	30	241
SERVICE MADE/ARRAIGNMENT.....	95	178	285	14	27	130	286	174	1148
APPEALS FROM MAGISTRATES.....	100	0	0	0	0	1	0	0	1
OTHER.....	105	0	0	0	0	0	0	0	0
SUBTOTAL (ADD LINES 70 THROUGH 100).....	110	260	452	15	31	135	311	205	1463
TOTAL ACTIVE CASELOAD THIS YEAR (ADD LINES 60 AND 110).....	120	1639	2086	98	206	13409	1822	852	20463
JUDICIAL DISPOSITIONS.....									
GUILTY PLEAS.....	130	401	488	8	15	51	0	0	963
INFORMAL CIVIL HEARINGS BY JUDGE.....	140	0	0	0	0	18	0	0	18
FORMAL CIVIL HEARINGS BY JUDGE.....	145	0	0	0	0	34	0	0	34
TRIALS WITHOUT JURY.....	150	7	17	0	6	0	88	455	577
TRIALS BY JURY.....	155	21	13	0	4	0	45	0	86
DISMISSALS.....	160	4	78	0	8	4	249	110	543
PRELIMINARY EXAMS WAIVED.....	170	0	149	0	0	0	0	0	149
PRELIMINARY EXAMS CONDUCTED.....	175	1	36	0	0	0	0	0	37
BENCH WARRANTS.....	180	59	69	2	5	15	35	13	198
NO PROGRESS.....	185	0	0	0	0	0	75	6	83
OTHER JUDICIAL DISPOSITIONS.....	190	0	0	0	8	1324	598	26	2131
SUBTOTAL (ADD LINES 130 THROUGH 190).....	200	493	850	10	46	1446	1090	610	4819
OTHER DISPOSITIONS.....									
MAGISTRATES - GUILTY AND ADMISSIONS.....	210	920	936	56	128	726	0	0	2766
MAGISTRATES - INFORMAL HEARINGS - CIVIL.....	215	0	0	0	0	235	0	0	235
TRAFFIC BUREAU.....	220	0	0	0	0	10613	0	0	10613
NON-SERVICE.....	230	190	254	9	20	170	291	176	1175
SUBTOTAL (ADD LINES 210 THROUGH 230).....	240	1110	1190	65	148	11744	291	176	14789
TOTAL DISPOSITIONS (ADD LINES 200 AND 240).....	250	1603	2040	75	194	13190	1381	786	19608
PENDING CASES AT THE END OF YEAR.....									
INACTIVE: BENCH WARRANTS (LINES 10 - 90 + 180).....	260	41	21	3	4	13	14	-14	82
INACTIVE: NON-SERVICE (LINES 20 - 95 + 230).....	270	36	15	7	7	52	79	18	232
ACTIVE PENDING (SUBTRACT LINE 250 FROM LINE 120).....	280	36	46	23	12	219	441	66	855
TOTAL CASES PENDING AT END OF YEAR(LINES 260+270+280).....	290	113	82	33	23	284	534	70	1169
CIVIL CASES PENDING OVER 1 YEAR.....	300	0	0	0	0	0	0	0	0

REGION SUMMARY

* CRIMINAL *					* CIVIL *				* T *	

* STATE OFFENSE *	* ORDINANCE *				* CIVIL *	* SMALL * MARY * PROC. *	* SUM- * A * L * S *			
L	* NON *	* NON *	* NON *	* NON *	* CTIONS*	* CIVIL *	* CLAIMS*	* PROC. *	* S *	
I	* TRAF- * FIC *	* TRAF- * FIC *	* TRAF- * FIC *	* TRAF- * FIC *						
N										
E										

PENDING CASES AT THE BEGINNING OF THE YEAR.....	10	4219	2506	2412	745	19	59	27	1	9988
INACTIVE BENCH WARRANTS.....	20	12769	6336	10256	1851	6884	5772	2692	958	47518
INACTIVE: NON-SERVICE.....	30	16988	8842	12668	2596	6903	5831	2719	959	57506
TOTAL (ADD LINES 10 AND 20).....	40	12158	6762	4953	1603	16170	6427	2505	942	51520
ACTIVE PENDING.....	50	59701	45282	26350	14401	317283	31751	24895	14464	534127
NEW CASES FILED THIS YEAR.....	60	71859	52044	31303	16004	333453	38178	27400	15406	585647
SUBTOTAL ACTIVE.....										
RE-OPENED CASES.....										
REMANDS FROM HIGHER COURTS.....	70	8	251	1	1	0	38	2	1	302
PROBATION VIOLATIONS.....	80	304	472	124	102	0	0	0	0	1002
MISTRIALS.....	85	4	8	0	4	1	1	2	0	20
APPEARANCE AFTER BENCH WARRANT ISSUED.....	90	1700	1159	1107	726	1001	137	61	0	5891
SERVICE MADE/ARRAIGNMENT.....	95	16283	16615	10039	4082	22667	20709	13564	5891	109850
APPEALS FROM MAGISTRATES.....	100	39	1	5	2	667	0	0	0	714
OTHER.....	105	644	1904	1116	260	4841	737	752	299	10553
SUBTOTAL (ADD LINES 70 THROUGH 100).....	110	18982	20410	12392	5177	29177	21622	14381	6191	128332
TOTAL ACTIVE CASELOAD THIS YEAR (ADD LINES 60 AND 110).....	120	90841	72454	43695	21181	362630	59800	41781	21597	713979
JUDICIAL DISPOSITIONS.....										
GUILTY PLEAS.....	130	17777	16008	8754	6852	10833	0	0	0	60224
INFORMAL CIVIL HEARINGS BY JUDGE.....	140	0	0	0	0	2221	0	0	0	2221
FORMAL CIVIL HEARINGS BY JUDGE.....	145	0	0	0	0	1537	0	0	0	1537
TRIALS WITHOUT JURY.....	150	575	1262	279	422	0	1700	5551	4127	13916
TRIALS BY JURY.....	155	257	355	93	134	0	203	31	20	1093
DISMISSALS.....	160	7576	8294	2982	2675	15017	7382	6401	3608	53935
PRELIMINARY EXAMS WAIVED.....	170	48	4686	0	0	0	0	0	0	4734
PRELIMINARY EXAMS CONDUCTED.....	171	54	3065	0	0	0	0	0	0	3119
BENCH WARRANTS.....	180	2521	1701	1464	724	1760	190	59	0	8419
NO PROGRESS.....	185	1	0	0	0	119	3256	1852	436	5664
OTHER JUDICIAL DISPOSITIONS.....	190	6932	2835	2721	1778	65866	19049	11355	6371	116907
SUBTOTAL (ADD LINES 130 THROUGH 190).....	200	35741	38206	16293	12585	97353	31780	25249	14562	271769
OTHER DISPOSITIONS.....										
MAGISTRATES - GUILTY AND ADMISSIONS.....	210	11614	8573	5537	1961	44131	0	0	0	75816
MAGISTRATES - INFORMAL HEARINGS - CIVIL.....	215	0	0	0	0	10435	0	0	0	10435
TRAFFIC BUREAU.....	220	11635	998	10999	542	173189	0	0	0	197363
NON-SERVICE.....	230	14693	15805	4916	4026	20473	22121	14411	6000	102447
SUBTOTAL (ADD LINES 210 THROUGH 230).....	240	41942	25376	21452	6531	248228	22121	14411	6000	386061
TOTAL DISPOSITIONS (ADD LINES 200 AND 240).....	250	77683	63582	37745	19116	345581	53901	39660	20562	657830
PENDING CASES AT THE END OF YEAR.....										
INACTIVE: BENCH WARRANTS (LINES 10 - 90 + 180).....	260	5040	3048	2769	743	778	112	25	1	12516
INACTIVE: NON-SERVICE (LINES 20 - 95 + 230).....	270	11179	5526	5133	1797	4690	7184	3539	1067	40115
ACTIVE PENDING (SUBTRACT LINE 250 FROM LINE 120).....	280	13152	8872	5950	2065	17049	5899	2121	1035	56149
TOTAL CASES PENDING AT END OF YEAR (LINES 260+270+280).....	290	29377	17446	13822	4605	22517	13195	5685	2103	108780
CIVIL CASES PENDING OVER 1 YEAR.....	300	0	0	0	0	0	364	25	12	401

REGION 4

DISTRICT #64A

IONIA COUNTY

* C R I M I N A L *					* C I V I L *				T
* STATE OFFENSE * ORDINANCE *									O
L	*****				CIVIL	*****			T
I	* NON	* TRAF-	* TRAF-	* TRAF-	* CIVIL	* SMALL	* SUM-	* A	*
N	* FIC	* FIC	* FIC	* FIC	* CTIONS	* CIVIL	* CLAIMS	* MARY	* L
E	* FIC	* FIC	* FIC	* FIC	* CTIONS	* CIVIL	* CLAIMS	* PROC.	* S

PENDING CASES AT THE BEGINNING OF THE YEAR.....									
INACTIVE BENCH WARRANTS.....	10	216	82	26	65	0	31	22	0
INACTIVE: NON-SERVICE.....	20	777	43	50	25	259	227	150	20
TOTAL (ADD LINES 10 AND 20).....	30	993	125	116	90	259	258	172	20
ACTIVE PENDING.....	40	550	164	808	308	874	4	38	2
NEW CASES FILED THIS YEAR.....	50	1901	831	778	261	7310	456	1053	106
SUBTOTAL ACTIVE.....	60	2451	995	1586	569	8184	460	1091	108
RE-OPENED CASES.....									
REMANDS FROM HIGHER COURTS.....	70	1	6	0	0	0	3	0	0
PROBATION VIOLATIONS.....	80	17	31	7	14	0	0	0	0
MISTRIALS.....	85	0	0	0	0	0	0	0	0
APPEARANCE AFTER BENCH WARRANT ISSUED.....	90	40	21	9	10	1	6	10	0
SERVICE MADE/ARRAIGNMENT.....	95	555	358	51	143	0	427	924	76
APPEALS FROM MAGISTRATES.....	100	0	0	0	0	25	0	0	0
OTHER.....	105	0	0	0	0	0	0	0	0
SUBTOTAL (ADD LINES 70 THROUGH 100).....	110	613	416	177	167	26	446	934	76
TOTAL ACTIVE CASELOAD THIS YEAR (ADD LINES 60 AND 110).....	120	3064	1411	1763	736	8210	906	2025	184
JUDICIAL DISPOSITIONS.....									
GUILTY PLEAS.....	130	445	535	132	181	57	0	0	0
INFORMAL CIVIL HEARINGS BY JUDGE.....	140	0	0	0	0	0	0	0	0
FORMAL CIVIL HEARINGS BY JUDGE.....	145	0	0	0	0	12	0	0	0
TRIALS WITHOUT JURY.....	150	0	6	0	7	0	19	197	52
TRIALS BY JURY.....	155	1	2	2	2	0	1	0	1
DISMISSALS.....	160	43	124	9	78	24	88	165	22
PRELIMINARY EXAMS WAIVED.....	170	0	75	0	0	0	0	0	0
PRELIMINARY EXAMS CONDUCTED.....	175	0	65	0	0	0	0	0	0
BENCH WARRANTS.....	180	41	30	19	11	2	10	21	0
NO PROGRESS.....	185	0	0	0	0	0	32	80	0
OTHER JUDICIAL DISPOSITIONS.....	190	0	0	0	0	28	296	512	32
SUBTOTAL (ADD LINES 130 THROUGH 190).....	200	530	837	162	279	123	446	975	107
OTHER DISPOSITIONS.....									
MAGISTRATES - GUILTY AND ADMISSIONS.....	210	0	0	0	0	51	0	0	0
MAGISTRATES - INFORMAL HEARINGS - CIVIL.....	215	0	0	0	0	209	0	0	0
TRAFFIC BUREAU.....	220	1378	0	665	0	6427	0	0	0
NON-SERVICE.....	230	282	363	88	134	241	442	1028	76
SUBTOTAL (ADD LINES 210 THROUGH 230).....	240	1660	363	753	134	6928	442	1028	76
TOTAL DISPOSITIONS (ADD LINES 200 AND 240).....	250	2190	1200	915	413	7051	888	2003	183
PENDING CASES AT THE END OF YEAR.....									
INACTIVE: BENCH WARRANTS (LINES 10 - 90 + 180).....	260	217	91	36	66	1	35	33	0
INACTIVE: NON-SERVICE (LINES 20 - 95 + 230).....	270	504	48	17	16	500	242	254	20
ACTIVE PENDING (SUBTRACT LINE 250 FROM LINE 120).....	280	874	211	848	323	1159	18	22	1
TOTAL CASES PENDING AT END OF YEAR(LINES 260+270+280).....	290	1595	350	901	405	1660	295	309	21
CIVIL CASES PENDING OVER 1 YEAR.....	300	0	0	0	0	0	20	6	1
									27

REGION 4

DISTRICT #64B

MONTCALM COUNTY

```

*****
*          C R I M I N A L          *          C I V I L          * T *
*****
* STATE OFFENSE * ORDINANCE *          *          * O *
L *****          *          *          *          * T *
I *          * NON *          * NON * INFRA *          * SUM- * A *
N * TRAF- * TRAF- * TRAF- * TRAF- * CTIONS* CIVIL * SMALL * MARY * L *
E * FIC * FIC * FIC * FIC *          *          * CLAIMS* PROC. * S *
*****

```

PENDING CASES AT THE BEGINNING OF THE YEAR.....									
INACTIVE BENCH WARRANTS.....	10	47	15	14	10	0	1	0	87
INACTIVE: NON-SERVICE.....	20	129	39	27	2	0	57	62	322
TOTAL (ADD LINES 10 AND 20).....	30	176	54	41	12	0	58	62	409
ACTIVE PENDING.....	40	135	100	10	87	168	94	29	653
NEW CASES FILED THIS YEAR.....	50	1043	1019	308	359	4960	502	764	9071
SUBTOTAL ACTIVE.....	60	1178	1119	318	456	5128	396	793	9724
RE-OPENED CASES.....									
REMANDS FROM HIGHER COURTS.....	70	0	0	0	0	0	0	0	0
PROBATION VIOLATIONS.....	80	15	32	7	18	0	0	0	72
MISTRIALS.....	85	0	0	0	0	0	0	0	0
APPEARANCE AFTER BENCH WARRANT ISSUED.....	90	39	40	12	21	0	3	0	115
SERVICE MADE/ARRAIGNMENT.....	95	69	158	21	51	0	253	137	724
APPEALS FROM MAGISTRATES.....	100	0	0	0	0	0	0	0	0
OTHER.....	105	1	1	0	1	0	49	9	65
SUBTOTAL (ADD LINES 70 THROUGH 100).....	110	124	231	40	91	0	302	149	976
TOTAL ACTIVE CASELOAD THIS YEAR (ADD LINES 60 AND 110).....	120	1302	1350	358	547	5128	898	942	10700
JUDICIAL DISPOSITIONS.....									
GUILTY PLEAS.....	130	513	328	145	198	50	0	0	1234
INFORMAL CIVIL HEARINGS BY JUDGE.....	140	0	0	0	0	9	0	0	9
FORMAL CIVIL HEARINGS BY JUDGE.....	145	0	0	0	0	13	0	0	13
TRIALS WITHOUT JURY.....	150	4	7	6	8	0	14	0	48
TRIALS BY JURY.....	155	5	11	5	1	0	24	32	78
DISMISSALS.....	160	115	163	41	83	0	118	277	815
PRELIMINARY EXAMS WAIVED.....	170	0	52	0	0	0	0	0	52
PRELIMINARY EXAMS CONDUCTED.....	175	5	88	0	0	0	0	0	93
BENCH WARRANTS.....	180	72	51	10	14	0	1	3	152
NO PROGRESS.....	185	0	0	0	0	0	32	16	69
OTHER JUDICIAL DISPOSITIONS.....	190	20	75	10	27	927	264	398	1780
SUBTOTAL (ADD LINES 130 THROUGH 190).....	200	734	775	217	331	999	453	726	4343
OTHER DISPOSITIONS.....									
MAGISTRATES - GUILTY AND ADMISSIONS.....	210	437	375	85	126	1048	0	0	2071
MAGISTRATES - INFORMAL HEARINGS - CIVIL.....	215	0	0	0	0	238	0	0	238
TRAFFIC BUREAU.....	220	0	0	0	0	2512	0	0	2512
NON-SERVICE.....	230	31	144	9	52	0	312	170	767
SUBTOTAL (ADD LINES 210 THROUGH 230).....	240	468	519	94	178	3798	312	170	5588
TOTAL DISPOSITIONS (ADD LINES 200 AND 240).....	250	1202	1294	311	509	4797	765	896	9931
PENDING CASES AT THE END OF YEAR.....									
INACTIVE: BENCH WARRANTS (LINES 10 - 90 + 180).....	260	80	26	12	3	0	2	0	124
INACTIVE: NON-SERVICE (LINES 20 - 95 + 230).....	270	91	25	15	3	0	116	95	365
ACTIVE PENDING (SUBTRACT LINE 250 FROM LINE 120).....	280	100	56	47	38	331	133	46	769
TOTAL CASES PENDING AT END OF YEAR(LINES 260+270+280).....	290	271	107	74	44	331	251	141	1258
CIVIL CASES PENDING OVER 1 YEAR.....	300	0	0	0	0	0	0	0	0

REGION 4

DISTRICT #65-1

GRATIOT COUNTY

* CRIMINAL *					* CIVIL *			* T *	

* STATE OFFENSE * ORDINANCE *					* CIVIL *			* SUM- * A *	

L	* NON	* NON	* NON	* NON	* CIVIL	* SMALL	* MARY	* S *	
N	* TRAF-	* TRAF-	* TRAF-	* TRAF-	* CTIONS*	* CIVIL	* CLAIMS*	* PROC.	* S *
E	* FIC	* FIC	* FIC	* FIC	* FIC	* FIC	* FIC	* FIC	* FIC

PENDING CASES AT THE BEGINNING OF THE YEAR.....									
INACTIVE BENCH WARRANTS.....	10	49	40	12	4	0	2	0	107
INACTIVE: NON-SERVICE.....	20	191	131	22	3	0	65	15	431
TOTAL (ADD LINES 10 AND 20).....	30	240	171	34	7	0	67	15	538
ACTIVE PENDING.....	40	159	106	5	6	361	135	32	810
NEW CASES FILED THIS YEAR.....	50	1527	1462	132	72	9227	312	378	13170
SUBTOTAL ACTIVE.....	60	1686	1568	137	78	9588	447	410	13980
RE-OPENED CASES.....									
REMANDS FROM HIGHER COURTS.....	70	0	14	0	1	0	0	0	15
PROBATION VIOLATIONS.....	80	3	5	0	0	0	0	0	8
MISTRIALS.....	85	0	0	0	0	0	0	0	0
APPEARANCE AFTER BENCH WARRANT ISSUED.....	90	21	19	1	3	0	1	0	45
SERVICE MADE/ARRAIGNMENT.....	95	128	289	16	3	0	184	170	816
APPEALS FROM MAGISTRATES.....	100	0	0	0	0	23	0	0	23
OTHER.....	105	0	0	0	0	0	15	0	15
SUBTOTAL (ADD LINES 70 THROUGH 100).....	110	152	327	17	7	23	200	170	922
TOTAL ACTIVE CASELOAD THIS YEAR (ADD LINES 60 AND 110).....	120	1838	1895	154	85	9611	647	580	14902
JUDICIAL DISPOSITIONS.....									
GUILTY PLEAS.....	130	359	340	22	46	48	0	0	815
INFORMAL CIVIL HEARINGS BY JUDGE.....	140	0	0	0	0	2	0	0	2
FORMAL CIVIL HEARINGS BY JUDGE.....	145	0	0	0	0	49	0	0	49
TRIALS WITHOUT JURY.....	150	17	19	1	1	0	19	201	287
TRIALS BY JURY.....	155	16	16	0	5	0	2	0	39
DISMISSALS.....	160	100	185	6	10	15	43	127	501
PRELIMINARY EXAMS WAIVED.....	170	0	52	0	0	0	0	0	52
PRELIMINARY EXAMS CONDUCTED.....	175	0	39	0	0	0	0	0	39
BENCH WARRANTS.....	180	25	14	1	5	0	1	0	46
NO PROGRESS.....	185	0	0	0	0	0	53	8	64
OTHER JUDICIAL DISPOSITIONS.....	190	2	96	1	0	1413	146	1	1663
SUBTOTAL (ADD LINES 130 THROUGH 190).....	200	519	701	31	67	1527	264	337	3557
OTHER DISPOSITIONS.....									
MAGISTRATES - GUILTY AND ADMISSIONS.....	210	1140	760	94	4	4309	0	0	6307
MAGISTRATES - INFORMAL HEARINGS - CIVIL.....	215	0	0	0	0	195	0	0	195
TRAFFIC BUREAU.....	220	0	0	0	0	2964	0	0	2964
NON-SERVICE.....	230	110	232	7	0	0	198	200	781
SUBTOTAL (ADD LINES 210 THROUGH 230).....	240	1250	992	101	4	7468	198	200	10247
TOTAL DISPOSITIONS (ADD LINES 200 AND 240).....	250	1769	1753	132	71	8995	462	537	13804
PENDING CASES AT THE END OF YEAR.....									
INACTIVE: BENCH WARRANTS (LINES 10 - 90 + 180).....	260	53	35	12	6	0	2	0	108
INACTIVE: NON-SERVICE (LINES 20 - 95 + 230).....	270	173	74	13	0	0	79	45	396
ACTIVE PENDING (SUBTRACT LINE 250 FROM LINE 120).....	280	69	142	22	14	616	185	43	1098
TOTAL CASES PENDING AT END OF YEAR(LINES 260+270+280).....	290	295	251	47	20	616	266	88	1602
CIVIL CASES PENDING OVER 1 YEAR.....	300	0	0	0	0	0	5	0	5

REGION 4

DISTRICT #65-2

CLINTON COUNTY

* C R I M I N A L *					* C I V I L *				* T *	

* STATE OFFENSE * ORDINANCE *					* * * * *				* T *	

L	* NON	* NON	* CIVIL	* SUM-	* A *					
I	* TRAF-	* TRAF-	* TRAF-	* TRAF-	* CTIONS*	* CIVIL	* SMALL	* MARY	* L *	
N	* FIC	* FIC	* FIC	* FIC	* * *	* * *	* CLAIMS*	* PROC.	* S *	
E	* FIC	* FIC	* FIC	* FIC	* * *	* * *	* * *	* * *	* * *	

PENDING CASES AT THE BEGINNING OF THE YEAR.....										
INACTIVE BENCH WARRANTS.....	10	79	64	3	10	0	4	0	0	160
INACTIVE: NON-SERVICE.....	20	684	5	30	4	0	70	13	2	808
TOTAL (ADD LINES 10 AND 20).....	30	763	69	33	14	0	74	13	2	968
ACTIVE PENDING.....	40	424	56	375	4	73	247	100	2	1281
NEW CASES FILED THIS YEAR.....	50	778	1342	246	380	5371	690	503	230	9540
SUBTOTAL ACTIVE.....	60	1202	1398	621	384	5444	937	603	232	10821
RE-OPENED CASES.....										
REMANDS FROM HIGHER COURTS.....	70	0	11	0	0	0	0	0	0	11
PROBATION VIOLATIONS.....	80	2	9	0	0	0	0	0	0	11
MISTRIALS.....	85	0	0	0	0	0	0	0	0	0
APPEARANCE AFTER BENCH WARRANT ISSUED.....	90	7	37	0	2	0	1	0	0	47
SERVICE MADE/ARRAIGNMENT.....	95	103	30	20	29	0	17	6	1	206
APPEALS FROM MAGISTRATES.....	100	0	0	0	0	6	0	0	0	6
OTHER.....	105	0	0	0	0	0	0	0	0	0
SUBTOTAL (ADD LINES 70 THROUGH 100).....	110	112	87	20	31	6	18	6	1	281
TOTAL ACTIVE CASELOAD THIS YEAR (ADD LINES 60 AND 110).....	120	1314	1485	641	415	5450	955	609	233	11102
JUDICIAL DISPOSITIONS.....										
GUILTY PLEAS.....	130	557	689	133	251	3316	0	0	0	4946
INFORMAL CIVIL HEARINGS BY JUDGE.....	140	0	0	0	0	9	0	0	0	9
FORMAL CIVIL HEARINGS BY JUDGE.....	145	0	0	0	0	61	0	0	0	61
TRIALS WITHOUT JURY.....	150	15	67	5	18	0	17	32	24	178
TRIALS BY JURY.....	155	3	40	2	0	0	9	0	1	55
DISMISSALS.....	160	95	186	8	20	214	74	135	41	773
PRELIMINARY EXAMS WAIVED.....	170	0	79	0	0	0	0	0	0	79
PRELIMINARY EXAMS CONDUCTED.....	175	0	95	0	0	0	0	0	0	95
BENCH WARRANTS.....	180	16	62	0	2	0	1	0	0	81
NO PROGRESS.....	185	0	0	0	0	5	8	0	0	13
OTHER JUDICIAL DISPOSITIONS.....	190	0	0	0	0	614	362	254	94	1324
SUBTOTAL (ADD LINES 130 THROUGH 190).....	200	686	1218	148	291	4219	471	421	160	7614
OTHER DISPOSITIONS.....										
MAGISTRATES - GUILTY AND ADMISSIONS.....	210	31	148	6	90	384	0	0	0	659
MAGISTRATES - INFORMAL HEARINGS - CIVIL.....	215	0	0	0	0	490	0	0	0	490
TRAFFIC BUREAU.....	220	0	0	0	0	0	0	0	0	0
NON-SERVICE.....	230	28	38	22	27	0	30	8	2	155
SUBTOTAL (ADD LINES 210 THROUGH 230).....	240	59	186	28	117	874	30	8	2	1304
TOTAL DISPOSITIONS (ADD LINES 200 AND 240).....	250	745	1404	176	408	5093	501	429	162	8918
PENDING CASES AT THE END OF YEAR.....										
INACTIVE: BENCH WARRANTS (LINES 10 - 90 + 180).....	260	88	89	3	10	0	4	0	0	194
INACTIVE: NON-SERVICE (LINES 20 - 95 + 230).....	270	609	13	32	2	0	83	15	3	757
ACTIVE PENDING (SUBTRACT LINE 250 FROM LINE 120).....	280	569	81	465	7	357	454	180	71	2184
TOTAL CASES PENDING AT END OF YEAR (LINES 260+270+280).....	290	1266	183	500	19	357	541	195	74	3135
CIVIL CASES PENDING OVER 1 YEAR.....										
300	0	0	0	0	0	0	0	0	0	0

REGION 4

DISTRICT #75

MIDLAND COUNTY

* CRIMINAL *					* CIVIL *				* T *	

* STATE OFFENSE *					* ORDINANCE *	* CIVIL *	* SMALL *	* MARY *	* SUM- * A *	

L	* NON *	* TRAF- * TRAF- * TRAF- * TRAF- * CTIONS*	* CIVIL *	* CIVIL *	* CLAIMS*	* PROC. *	* S *	*****		
I	* FIC *	* FIC *	* FIC *	* FIC *	* FIC *	* FIC *	* FIC *	* FIC *	* FIC *	* FIC *

PENDING CASES AT THE BEGINNING OF THE YEAR.....										
INACTIVE BENCH WARRANTS.....	10	4	0	3	1	0	0	0	0	8
INACTIVE: NON-SERVICE.....	20	114	255	15	25	1	53	45	16	524
TOTAL (ADD LINES 10 AND 20).....	30	118	255	18	26	1	53	45	16	532
ACTIVE PENDING.....	40	532	153	261	1	363	139	50	18	1517
NEW CASES FILED THIS YEAR.....	50	1105	1341	390	62	5640	486	987	197	10208
SUBTOTAL ACTIVE.....	60	1637	1494	651	63	6003	625	1037	215	11725
RE-OPENED CASES.....										
REMANDS FROM HIGHER COURTS.....	70	0	23	0	0	0	0	0	0	23
PROBATION VIOLATIONS.....	80	0	27	0	1	0	0	0	0	28
MISTRIALS.....	85	0	0	0	0	0	0	0	0	0
APPEARANCE AFTER BENCH WARRANT ISSUED.....	90	3	32	0	3	0	0	0	0	38
SERVICE MADE/ARRAIGNMENT.....	95	263	688	18	36	30	78	109	33	1255
APPEALS FROM MAGISTRATES.....	100	0	3	0	0	8	0	0	0	11
OTHER.....	105	0	21	0	0	0	0	0	0	21
SUBTOTAL (ADD LINES 70 THROUGH 100).....	110	266	794	18	40	38	78	109	33	1376
TOTAL ACTIVE CASELOAD THIS YEAR (ADD LINES 60 AND 110).....	120	1903	2288	669	103	6041	703	1146	248	13101
JUDICIAL DISPOSITIONS.....										
GUILTY PLEAS.....	130	317	641	25	27	28	0	0	0	1038
INFORMAL CIVIL HEARINGS BY JUDGE.....	140	0	0	0	0	0	0	0	0	0
FORMAL CIVIL HEARINGS BY JUDGE.....	145	0	0	0	0	22	0	0	0	22
TRIALS WITHOUT JURY.....	150	33	58	1	7	0	112	258	53	522
TRIALS BY JURY.....	155	21	39	1	2	0	9	0	0	72
DISMISSALS.....	160	286	167	117	15	359	123	352	90	1509
PRELIMINARY EXAMS WAIVED.....	170	0	104	0	0	0	0	0	0	104
PRELIMINARY EXAMS CONDUCTED.....	175	0	139	0	0	0	0	0	0	139
BENCH WARRANTS.....	180	6	43	0	4	0	0	0	0	53
NO PROGRESS.....	185	0	0	0	0	8	73	65	14	160
OTHER JUDICIAL DISPOSITIONS.....	190	1	34	0	0	0	147	258	52	492
SUBTOTAL (ADD LINES 130 THROUGH 190).....	200	664	1225	144	55	417	464	933	209	4111
OTHER DISPOSITIONS.....										
MAGISTRATES - GUILTY AND ADMISSIONS.....	210	143	16	63	0	157	0	0	0	379
MAGISTRATES - INFORMAL HEARINGS - CIVIL.....	215	0	0	0	0	380	0	0	0	380
TRAFFIC BUREAU.....	220	0	0	0	0	3913	0	0	0	3913
NON-SERVICE.....	230	39	302	1	22	6	385	382	90	1227
SUBTOTAL (ADD LINES 210 THROUGH 230).....	240	182	318	64	22	4456	385	382	90	5899
TOTAL DISPOSITIONS (ADD LINES 200 AND 240).....	250	846	1543	208	77	4873	849	1315	299	10010
PENDING CASES AT THE END OF YEAR.....										
INACTIVE: BENCH WARRANTS (LINES 10 - 90 + 180).....	260	7	11	3	2	0	0	0	0	23
INACTIVE: NON-SERVICE (LINES 20 - 95 + 230).....	270	-110	-131	-2	11	-23	360	318	73	496
ACTIVE PENDING (SUBTRACT LINE 250 FROM LINE 120).....	280	1057	745	461	26	1168	-146	-169	-51	3091
TOTAL CASES PENDING AT END OF YEAR(LINES 260+270+280).....	290	954	625	462	39	1145	214	149	22	3610
CIVIL CASES PENDING OVER 1 YEAR.....										
CIVIL CASES PENDING OVER 1 YEAR.....	300	0	0	0	0	0	7	0	0	7

ISABELLA COUNTY

	* C R I M I N A L *				* C I V I L *				T
	* STATE OFFENSE *		* ORDINANCE *		* CIVIL *		* SUM-*		O
L	* NON		* NON		* INFRA		* SMALL * MARY		A
N	* TRAF-	* TRAF-	* TRAF-	* TRAF-	* CTIONS*	CIVIL	* CLAIMS*	PROC.	S
E	* FIC	* FIC	* FIC	* FIC					

PENDING CASES AT THE BEGINNING OF THE YEAR.....									
INACTIVE BENCH WARRANTS..... 10	14	12	3	1	0	0	0	0	30
INACTIVE: NON-SERVICE..... 20	160	83	17	13	0	46	77	20	416
TOTAL (ADD LINES 10 AND 20)..... 30	174	95	20	14	0	46	77	20	446
ACTIVE PENDING..... 40	57	47	16	17	122	102	48	4	413
NEW CASES FILED THIS YEAR..... 50	1348	1087	317	274	5504	386	714	156	9786
SUBTOTAL ACTIVE..... 60	1405	1134	333	291	5626	488	762	160	10199
RE-OPENED CASES.....									
REMANDS FROM HIGHER COURTS..... 70	1	27	0	0	0	0	0	0	28
PROBATION VIOLATIONS..... 80	2	9	3	3	0	0	0	0	17
MISTRIALS..... 85	0	0	0	0	0	0	0	0	0
APPEARANCE AFTER BENCH WARRANT ISSUED..... 90	19	21	2	6	0	0	0	0	48
SERVICE MADE/ARRAIGNMENT..... 95	144	207	26	24	0	311	429	65	1206
APPEALS FROM MAGISTRATES..... 100	0	1	0	0	11	0	0	0	12
OTHER..... 105	23	8	3	2	56	36	0	1	129
SUBTOTAL (ADD LINES 70 THROUGH 100)..... 110	189	273	34	35	67	347	429	66	1440
TOTAL ACTIVE CASELOAD THIS YEAR (ADD LINES 60 AND 110)..... 120	1594	1407	367	326	5693	835	1191	226	11639
JUDICIAL DISPOSITIONS.....									
GUILTY PLEAS..... 130	255	351	66	137	2	0	0	0	811
INFORMAL CIVIL HEARINGS BY JUDGE..... 140	0	0	0	0	0	0	0	0	0
FORMAL CIVIL HEARINGS BY JUDGE..... 145	0	0	0	0	18	0	0	0	18
TRIALS WITHOUT JURY..... 150	5	12	1	5	0	13	45	7	88
TRIALS BY JURY..... 155	7	9	1	4	0	1	0	0	22
DISMISSALS..... 160	117	124	-38	68	22	109	349	72	899
PRELIMINARY EXAMS WAIVED..... 170	1	152	0	0	0	0	0	0	153
PRELIMINARY EXAMS CONDUCTED..... 175	4	53	0	0	0	0	0	0	57
BENCH WARRANTS..... 180	21	24	2	7	0	0	0	0	54
NO PROGRESS..... 185	0	0	0	0	0	27	4	8	39
OTHER JUDICIAL DISPOSITIONS..... 190	20	34	6	3	5	257	304	71	700
SUBTOTAL (ADD LINES 130 THROUGH 190)..... 200	430	759	114	224	47	407	702	158	2841
OTHER DISPOSITIONS.....									
MAGISTRATES - GUILTY AND ADMISSIONS..... 210	954	388	199	57	599	0	0	0	2197
MAGISTRATES - INFORMAL HEARINGS - CIVIL..... 215	0	0	0	0	229	0	0	0	229
TRAFFIC BUREAU..... 220	0	0	0	0	4651	0	0	0	4651
NON-SERVICE..... 230	127	186	24	28	0	337	453	53	1208
SUBTOTAL (ADD LINES 210 THROUGH 230)..... 240	1081	574	223	85	5479	337	453	53	8285
TOTAL DISPOSITIONS (ADD LINES 200 AND 240)..... 250	1511	1333	337	309	5526	744	1155	211	11126
PENDING CASES AT THE END OF YEAR.....									
INACTIVE: BENCH WARRANTS (LINES 10 - 90 + 180)..... 260	16	15	3	2	0	0	0	0	36
INACTIVE: NON-SERVICE (LINES 20 - 95 + 230)..... 270	143	62	15	17	0	72	101	8	418
ACTIVE PENDING (SUBTRACT LINE 250 FROM LINE 120)..... 280	83	74	30	17	167	91	36	15	513
TOTAL CASES PENDING AT END OF YEAR (LINES 260+270+280)..... 290	242	151	48	36	167	163	137	23	967
CIVIL CASES PENDING OVER 1 YEAR..... 300	0	0	0	0	0	9	0	0	9

REGION 4

DISTRICT #77-1

MECOSTA COUNTY

* C R I M I N A L *					* C I V I L *				* T *	

* STATE OFFENSE * ORDINANCE *					* CIVIL *		* SMALL * MARY *		* SUM- * A *	

L	* TRAF- * FIC	* TRAF- * FIC	* TRAF- * FIC	* TRAF- * FIC	* CIVIL * CTIONS*	* CIVIL *	* CLAIMS*	* PROC. *	* S *	

PENDING CASES AT THE BEGINNING OF THE YEAR.....										
INACTIVE BENCH WARRANTS.....	10	15	9	13	15	0	5	5	0	62
INACTIVE; NON-SERVICE.....	20	40	96	42	19	0	57	97	9	360
TOTAL (ADD LINES 10 AND 20).....	30	55	105	55	34	0	62	102	9	422
ACTIVE PENDING.....	40	43	67	38	21	73	143	99	12	496
NEW CASES FILED THIS YEAR.....	50	556	839	420	516	4373	212	521	66	7503
SUBTOTAL ACTIVE.....	60	599	906	458	537	4446	355	620	78	7999
RE-OPENED CASES.....										
REMANDS FROM HIGHER COURTS.....	70	0	2	0	0	0	0	0	0	2
PROBATION VIOLATIONS.....	80	0	0	0	0	0	0	0	0	0
MISTRIALS.....	85	0	0	0	0	0	0	0	0	0
APPEARANCE AFTER BENCH WARRANT ISSUED.....	90	9	6	9	3	0	2	0	0	29
SERVICE MADE/ARRAIGNMENT.....	95	18	53	12	17	0	158	296	55	609
APPEALS FROM MAGISTRATES.....	100	1	0	0	0	6	0	0	0	7
OTHER.....	105	0	0	0	0	0	1	0	0	1
SUBTOTAL (ADD LINES 70 THROUGH 100).....	110	28	61	21	20	6	161	296	55	648
TOTAL ACTIVE CASELOAD THIS YEAR (ADD LINES 60 AND 110).....	120	627	967	479	557	4452	516	916	133	8647
JUDICIAL DISPOSITIONS.....										
GUILTY PLEAS.....	130	198	210	180	297	2	0	0	0	887
INFORMAL CIVIL HEARINGS BY JUDGE.....	140	0	0	0	0	0	0	0	0	0
FORMAL CIVIL HEARINGS BY JUDGE.....	145	0	0	0	0	16	0	0	0	16
TRIALS WITHOUT JURY.....	150	2	2	0	6	0	4	0	4	18
TRIALS BY JURY.....	155	1	0	0	1	0	0	0	0	2
DISMISSALS.....	160	71	81	73	68	2	52	103	10	460
PRELIMINARY EXAMS WAIVED.....	170	6	64	0	0	0	0	0	0	70
PRELIMINARY EXAMS CONDUCTED.....	175	3	31	0	0	0	0	0	0	34
BENCH WARRANTS.....	180	10	14	4	4	0	2	0	0	34
NO PROGRESS.....	185	0	0	0	0	0	7	4	4	15
OTHER JUDICIAL DISPOSITIONS.....	190	28	29	21	34	960	135	354	56	1617
SUBTOTAL (ADD LINES 130 THROUGH 190).....	200	319	431	278	410	980	200	461	74	3153
OTHER DISPOSITIONS.....										
MAGISTRATES - GUILTY AND ADMISSIONS.....	210	250	385	131	46	3070	0	0	0	3882
MAGISTRATES - INFORMAL HEARINGS - CIVIL.....	215	0	0	0	0	262	0	0	0	262
TRAFFIC BUREAU.....	220	0	0	0	0	0	0	0	0	0
NON-SERVICE.....	230	19	33	14	10	0	190	308	44	618
SUBTOTAL (ADD LINES 210 THROUGH 230).....	240	269	418	145	56	3332	190	308	44	4762
TOTAL DISPOSITIONS (ADD LINES 200 AND 240).....	250	588	849	423	466	4312	390	769	118	7915
PENDING CASES AT THE END OF YEAR.....										
INACTIVE: BENCH WARRANTS (LINES 10 - 90 + 180).....	260	16	17	8	16	0	5	5	0	67
INACTIVE: NON-SERVICE (LINES 20 - 95 + 230).....	270	41	76	44	12	0	89	109	-2	369
ACTIVE PENDING (SUBTRACT LINE 250 FROM LINE 120).....	280	39	118	56	91	140	126	147	15	732
TOTAL CASES PENDING AT END OF YEAR(LINES 260+270+280).....	290	96	211	108	119	140	220	261	13	1168
CIVIL CASES PENDING OVER 1 YEAR.....	300	0	0	0	0	0	0	0	0	0

REGION 4

DISTRICT #77-2

OSCEOLA COUNTY

* CRIMINAL *					* CIVIL *				* T *	

* STATE OFFENSE * ORDINANCE *					* CIVIL *		* SMALL * MARY *		* SUM- * A *	

L	* NON	* NON	* NON	* NON	* CIVIL	* CIVIL	* CLAIMS	* PROC.	* S *	
N	* TRAF-	* TRAF-	* TRAF-	* TRAF-	* CTIONS	* CIVIL	* CLAIMS	* PROC.	* S *	
E	* FIC	* FIC	* FIC	* FIC	* CTIONS	* CIVIL	* CLAIMS	* PROC.	* S *	

PENDING CASES AT THE BEGINNING OF THE YEAR.....										
INACTIVE BENCH WARRANTS.....	10	25	11	6	2	0	0	0	0	44
INACTIVE: NON-SERVICE.....	20	55	49	11	1	0	31	57	0	204
TOTAL (ADD LINES 10 AND 20).....	30	80	60	17	3	0	31	57	0	248
ACTIVE PENDING.....	40	90	93	28	9	93	26	37	2	378
NEW CASES FILED THIS YEAR.....	50	777	690	75	32	2734	114	294	33	4749
SUBTOTAL ACTIVE.....	60	867	783	103	41	2827	140	331	35	5127
RE-OPENED CASES.....										
REMANDS FROM HIGHER COURTS.....	70	0	1	0	0	0	0	0	0	1
PROBATION VIOLATIONS.....	80	0	0	0	0	0	0	0	0	0
MISTRIALS.....	85	0	0	0	0	0	0	0	0	0
APPEARANCE AFTER BENCH WARRANT ISSUED.....	90	20	5	1	2	0	0	3	0	31
SERVICE MADE/ARRAIGNMENT.....	95	22	18	6	0	0	73	138	9	266
APPEALS FROM MAGISTRATES.....	100	0	0	0	0	0	0	0	0	0
OTHER.....	105	0	0	0	0	0	0	10	0	10
SUBTOTAL (ADD LINES 70 THROUGH 100).....	110	42	24	7	2	0	73	151	9	308
TOTAL ACTIVE CASELOAD THIS YEAR (ADD LINES 60 AND 110).....	120	909	807	110	43	2827	213	482	44	5435
JUDICIAL DISPOSITIONS.....										
GUILTY PLEAS.....	130	145	136	24	21	1	0	0	0	327
INFORMAL CIVIL HEARINGS BY JUDGE.....	140	0	0	0	0	0	0	0	0	0
FORMAL CIVIL HEARINGS BY JUDGE.....	145	0	0	0	0	1	0	0	0	1
TRIALS WITHOUT JURY.....	150	5	15	0	0	0	7	44	13	84
TRIALS BY JURY.....	155	1	0	0	0	0	0	0	0	1
DISMISSALS.....	160	12	47	2	8	2	22	33	2	128
PRELIMINARY EXAMS WAIVED.....	170	0	89	0	0	0	0	0	0	89
PRELIMINARY EXAMS CONDUCTED.....	175	0	30	0	0	0	0	0	0	30
BENCH WARRANTS.....	180	15	11	4	0	0	2	3	0	35
NO PROGRESS.....	185	0	0	0	0	0	15	27	3	45
OTHER JUDICIAL DISPOSITIONS.....	190	0	0	0	0	265	82	239	12	598
SUBTOTAL (ADD LINES 130 THROUGH 190).....	200	178	328	30	29	269	128	346	30	1338
OTHER DISPOSITIONS.....										
MAGISTRATES - GUILTY AND ADMISSIONS.....	210	642	335	72	14	2405	0	0	0	3468
MAGISTRATES - INFORMAL HEARINGS - CIVIL.....	215	0	0	0	0	12	0	0	0	12
TRAFFIC BUREAU.....	220	0	0	0	0	0	0	0	0	0
NON-SERVICE.....	230	11	35	0	0	0	64	124	14	248
SUBTOTAL (ADD LINES 210 THROUGH 230).....	240	653	370	72	14	2417	64	124	14	3728
TOTAL DISPOSITIONS (ADD LINES 200 AND 240).....	250	831	698	102	43	2686	192	470	44	5066
PENDING CASES AT THE END OF YEAR.....										
INACTIVE: BENCH WARRANTS (LINES 10 - 90 + 180).....	260	20	17	9	0	0	2	0	0	48
INACTIVE: NON-SERVICE (LINES 20 - 95 + 230).....	270	44	66	5	1	0	22	43	5	186
ACTIVE PENDING (SUBTRACT LINE 250 FROM LINE 120).....	280	78	109	8	0	141	21	12	0	369
TOTAL CASES PENDING AT END OF YEAR(LINES 260+270+280).....	290	142	192	22	1	141	45	55	5	603
CIVIL CASES PENDING OVER 1 YEAR.....	300	0	0	0	0	0	0	0	0	0

REGION 4

DISTRICT #77

COURT SUMMARY

* C R I M I N A L * C I V I L * T *										

* STATE OFFENSE * ORDINANCE * * * * * O *										

L	* CIVIL * * * * * SUM- * A *									
I	* NON	* NON	* INFRA	* SMALL	* MARY	* L				
N	* TRAF-	* TRAF-	* TRAF-	* TRAF-	* CTIONS*	* CIVIL	* CLAIMS*	* PROC.	* S	*
E	* FIC	* FIC	* FIC	* FIC	* * * * *	* * * * *	* * * * *	* * * * *	* * * * *	* * * * *

PENDING CASES AT THE BEGINNING OF THE YEAR.....										
INACTIVE BENCH WARRANTS.....	10	40	20	19	17	0	5	5	0	106
INACTIVE: NON-SERVICE.....	20	95	145	53	20	0	88	154	9	564
TOTAL (ADD LINES 10 AND 20).....	30	135	165	72	37	0	93	159	9	670
ACTIVE PENDING.....	40	133	160	66	30	166	169	136	14	874
NEW CASES FILED THIS YEAR.....	50	1333	1529	495	548	7107	326	815	99	12252
SUBTOTAL ACTIVE.....	60	1466	1689	561	578	7273	495	951	113	13126
RE-OPENED CASES.....										
REMANDS FROM HIGHER COURTS.....	70	0	3	0	0	0	0	0	0	3
PROBATION VIOLATIONS.....	80	0	0	0	0	0	0	0	0	0
MISTRIALS.....	65	0	0	0	0	0	0	0	0	0
APPEARANCE AFTER BENCH WARRANT ISSUED.....	90	29	11	10	5	0	2	3	0	60
SERVICE MADE/ARRAIGNMENT.....	95	40	71	18	17	0	231	434	64	875
APPEALS FROM MAGISTRATES.....	100	1	0	0	0	6	0	0	0	7
OTHER.....	105	0	0	0	0	0	1	10	0	11
SUBTOTAL (ADD LINES 70 THROUGH 100).....	110	70	85	28	22	6	234	447	64	956
TOTAL ACTIVE CASELOAD THIS YEAR (ADD LINES 60 AND 110).....	120	1536	1774	589	600	7279	729	1398	177	14082
JUDICIAL DISPOSITIONS.....										
GUILTY PLEAS.....	130	343	346	204	318	3	0	0	0	1214
FORMAL CIVIL HEARINGS BY JUDGE.....	140	0	0	0	0	0	0	0	0	0
FORMAL CIVIL HEARINGS BY JUDGE.....	145	0	0	0	0	17	0	0	0	17
TRIALS WITHOUT JURY.....	150	7	17	0	6	0	11	44	17	102
TRIALS BY JURY.....	155	2	0	0	1	0	0	0	0	3
DISMISSALS.....	160	83	128	75	76	4	74	136	12	588
PRELIMINARY EXAMS WAIVED.....	170	6	153	0	0	0	0	0	0	159
PRELIMINARY EXAMS CONDUCTED.....	175	3	61	0	0	0	0	0	0	64
BENCH WARRANTS.....	180	25	25	8	4	0	4	3	0	69
NO PROGRESS.....	185	0	0	0	0	0	22	31	7	60
OTHER JUDICIAL DISPOSITIONS.....	190	28	29	21	34	1225	217	593	68	2215
SUBTOTAL (ADD LINES 130 THROUGH 190).....	200	497	759	308	439	1249	328	807	104	4491
OTHER DISPOSITIONS.....										
MAGISTRATES - GUILTY AND ADMISSIONS.....	210	892	720	203	60	5475	0	0	0	7350
MAGISTRATES - INFORMAL HEARINGS - CIVIL.....	215	0	0	0	0	274	0	0	0	274
TRAFFIC BUREAU.....	220	0	0	0	0	0	0	0	0	0
NON-SERVICE.....	230	30	68	14	10	0	254	432	58	866
SUBTOTAL (ADD LINES 210 THROUGH 230).....	240	922	788	217	70	5749	254	432	58	8490
TOTAL DISPOSITIONS (ADD LINES 200 AND 240).....	250	1419	1547	525	509	6973	582	1239	162	12981
PENDING CASES AT THE END OF YEAR.....										
INACTIVE: BENCH WARRANTS (LINES 10 - 90 + 180).....	260	36	34	17	16	0	7	5	0	115
INACTIVE: NON-SERVICE (LINES 20 - 95 + 230).....	270	85	142	49	13	0	111	152	3	555
ACTIVE PENDING (SUBTRACT LINE 250 FROM LINE 120).....	280	117	227	64	91	281	147	159	15	1101
TOTAL CASES PENDING AT END OF YEAR(LINES 260+270+280).....	290	238	403	130	120	281	265	316	18	1771
CIVIL CASES PENDING OVER 1 YEAR.....	300	0	0	0	0	0	0	0	0	0

REGION 4

DISTRICT #78-1

LAKE COUNTY

* C R I M I N A L *					* C I V I L *				* T *
* STATE OFFENSE *					* O R D I N A N C E *				* O *
L	I	N	E		CIVIL			SUM-	A
	* NON	* TRAF-	* TRAF-	* TRAF-	* TRAF-	CTIONS*	CIVIL	SMALL	MARY
	* FIC	* FIC	* FIC	* FIC				CLAIMS*	PROC.

PENDING CASES AT THE BEGINNING OF THE YEAR									
INACTIVE BENCH WARRANTS.....	10	14	21	0	0	0	0	0	35
INACTIVE; NON-SERVICE.....	20	47	13	0	0	42	3	3	113
TOTAL (ADD LINES 10 AND 20).....	30	61	34	0	0	42	3	3	148
ACTIVE PENDING.....	40	46	10	0	0	26	40	23	146
NEW CASES FILED THIS YEAR.....	50	389	430	45	0	1181	57	46	2174
SUBTOTAL ACTIVE.....	60	435	440	45	0	1207	97	69	2320
RE-OPENED CASES.....									
REMANDS FROM HIGHER COURTS.....	70	0	0	0	0	0	0	0	0
PROBATION VIOLATIONS.....	80	0	0	0	0	0	0	0	0
MISTRIALS.....	85	0	0	0	0	0	0	0	0
APPEARANCE AFTER BENCH WARRANT ISSUED.....	90	5	7	0	0	0	0	0	12
SERVICE MADE/ARRAIGNMENT.....	95	159	150	13	0	377	34	36	789
APPEALS FROM MAGISTRATES.....	100	0	0	0	0	0	0	0	0
OTHER.....	105	0	10	0	0	30	0	0	40
SUBTOTAL (ADD LINES 70 THROUGH 100).....	110	164	167	13	0	407	34	36	841
TOTAL ACTIVE CASELOAD THIS YEAR (ADD LINES 60 AND 110).....	120	599	607	58	0	1614	131	105	3161
JUDICIAL DISPOSITIONS.....									
GUILTY PLEAS.....	130	88	76	5	0	1	0	0	170
INFORMAL CIVIL HEARINGS BY JUDGE.....	140	0	0	0	0	0	0	0	0
FORMAL CIVIL HEARINGS BY JUDGE.....	145	0	0	0	0	0	0	0	0
TRIALS WITHOUT JURY.....	150	0	1	0	0	0	0	0	1
TRIALS BY JURY.....	155	1	2	0	0	0	0	0	3
DISMISSALS.....	160	14	27	0	0	0	5	10	60
PRELIMINARY EXAMS WAIVED.....	170	0	31	0	0	0	0	0	31
PRELIMINARY EXAMS CONDUCTED.....	175	2	22	0	0	0	0	0	24
BENCH WARRANTS.....	180	1	0	0	0	0	0	0	1
NO PROGRESS.....	185	0	0	0	0	0	14	0	14
OTHER JUDICIAL DISPOSITIONS.....	190	16	38	2	0	89	39	36	234
SUBTOTAL (ADD LINES 130 THROUGH 190).....	200	122	197	7	0	90	58	46	538
OTHER DISPOSITIONS.....									
MAGISTRATES - GUILTY AND ADMISSIONS.....	210	246	264	37	0	1044	0	0	1591
MAGISTRATES - INFORMAL HEARINGS - CIVIL.....	215	0	0	0	0	30	0	0	30
TRAFFIC BUREAU.....	220	0	0	0	0	0	0	0	0
NON-SERVICE.....	230	171	137	13	0	447	37	35	869
SUBTOTAL (ADD LINES 210 THROUGH 230).....	240	417	401	50	0	1521	37	35	2490
TOTAL DISPOSITIONS (ADD LINES 200 AND 240).....	250	539	598	57	0	1611	95	81	3028
PENDING CASES AT THE END OF YEAR.....									
INACTIVE; BENCH WARRANTS (LINES 10 - 90 + 180).....	260	10	14	0	0	0	0	0	24
INACTIVE; NON-SERVICE (LINES 20 - 95 + 230).....	270	59	0	0	0	112	6	2	193
ACTIVE PENDING (SUBTRACT LINE 250 FROM LINE 120).....	280	60	9	1	0	3	36	24	133
TOTAL CASES PENDING AT END OF YEAR(LINES 260+270+280).....	290	129	23	1	0	115	42	26	350
CIVIL CASES PENDING OVER 1 YEAR.....	300	0	0	0	0	0	0	0	0

REGION 4

DISTRICT #78-2

NEWAYGO COUNTY

* C R I M I N A L *					* C I V I L *				T
* STATE OFFENSE * ORDINANCE *									O
L	*****				CIVIL	* S U M -			A
I	* N O N	* N O N	* I N F R A	* I N F R A	* S M A L L	* M A R Y	* L		
N	* T R A F -	* T R A F -	* T R A F -	* T R A F -	* C T I O N S	* C I V I L	* C L A I M S	* P R O C.	S
E	* F I C	* F I C	* F I C	* F I C	*	*	*	*	*

PENDING CASES AT THE BEGINNING OF THE YEAR.....									
INACTIVE BENCH WARRANTS.....	10	12	6	2	1	0	0	0	21
INACTIVE: NON-SERVICE.....	20	93	75	15	4	0	112	38	339
TOTAL (ADD LINES 10 AND 20).....	30	105	81	17	5	0	112	38	360
ACTIVE PENDING.....	40	46	135	34	3	5	12	8	243
NEW CASES FILED THIS YEAR.....	50	846	1219	324	119	2892	307	412	6188
SUBTOTAL ACTIVE.....	60	892	1354	358	122	2897	319	420	6431
RE-OPENED CASES.....									
REMANDS FROM HIGHER COURTS.....	70	0	1	0	0	0	2	0	3
PROBATION VIOLATIONS.....	80	0	0	0	0	0	0	0	0
MISTRIALS.....	85	0	0	0	0	0	0	0	0
APPEARANCE AFTER BENCH WARRANT ISSUED.....	90	9	3	1	1	0	0	0	14
SERVICE MADE/ARRAIGNMENT.....	95	29	12	13	2	0	163	197	439
APPEALS FROM MAGISTRATES.....	100	0	0	0	0	0	0	0	0
OTHER.....	105	0	0	0	0	0	40	27	70
SUBTOTAL (ADD LINES 70 THROUGH 100).....	110	38	16	14	3	0	205	224	526
TOTAL ACTIVE CASELOAD THIS YEAR (ADD LINES 60 AND 110).....	120	930	1370	372	125	2897	524	644	6957
JUDICIAL DISPOSITIONS.....									
GUILTY PLEAS.....	130	149	168	54	19	10	0	0	400
FORMAL CIVIL HEARINGS BY JUDGE.....	140	0	0	0	0	0	0	0	0
FORMAL CIVIL HEARINGS BY JUDGE.....	145	0	0	0	0	8	0	0	8
TRIALS WITHOUT JURY.....	150	1	9	1	1	0	1	41	57
TRIALS BY JURY.....	155	0	2	1	0	0	0	0	3
DISMISSALS.....	160	43	105	-16	11	6	50	179	421
PRELIMINARY EXAMS WAIVED.....	170	3	48	0	0	0	0	0	51
PRELIMINARY EXAMS CONDUCTED.....	175	0	23	0	0	0	0	0	23
BENCH WARRANTS.....	190	4	8	2	0	0	0	0	14
NO PROGRESS.....	185	0	0	0	0	0	57	47	107
OTHER JUDICIAL DISPOSITIONS.....	190	0	0	1	0	93	162	191	493
SUBTOTAL (ADD LINES 130 THROUGH 190).....	200	200	363	75	31	117	270	458	1577
OTHER DISPOSITIONS.....									
MAGISTRATES - GUILTY AND ADMISSIONS.....	210	766	609	284	87	2514	0	0	4260
MAGISTRATES - INFORMAL HEARINGS - CIVIL.....	215	0	0	0	0	98	0	0	98
TRAFFIC BUREAU.....	220	0	0	0	0	0	0	0	0
NON-SERVICE.....	230	22	9	7	0	0	239	173	478
SUBTOTAL (ADD LINES 210 THROUGH 230).....	240	788	618	291	87	2612	239	173	4836
TOTAL DISPOSITIONS (ADD LINES 200 AND 240).....	250	988	981	366	118	2729	509	631	6413
PENDING CASES AT THE END OF YEAR.....									
INACTIVE: BENCH WARRANTS (LINES 10 - 90 + 180).....	260	7	11	3	0	0	0	0	21
INACTIVE: NON-SERVICE (LINES 27 - 95 + 230).....	270	86	72	9	2	0	188	14	378
ACTIVE PENDING (SUBTRACT LINE 250 FROM LINE 120).....	280	-58	389	6	7	168	15	13	544
TOTAL CASES PENDING AT END OF YEAR (LINES 260+270+280).....	290	35	472	18	9	168	203	27	943
CIVIL CASES PENDING OVER 1 YEAR.....	300	0	0	0	0	0	32	0	32

REGION 4

DISTRICT #78

COURT SUMMARY

	* C R I M I N A L *				* C I V I L *				T
	* S T A T E O F F E N S E *		* O R D I N A N C E *		* C I V I L * * I N F R A * * C T I O N S *		* S M A L L * * C L A I M S *	* S U M - * M A R Y * * P R O C . *	O
L	I	N	E						A
	* T R A F - * F I C *	* T R A F - * F I C *	* T R A F - * F I C *	* T R A F - * F I C *					S

PENDING CASES AT THE BEGINNING OF THE YEAR.....									
INACTIVE BENCH WARRANTS.....	10	26	27	2	1	0	0	0	56
INACTIVE: NON-SERVICE.....	20	140	88	15	4	42	115	41	452
TOTAL (ADD LINES 10 AND 20).....	30	166	115	17	5	42	115	41	508
ACTIVE PENDING.....	40	92	145	34	3	31	52	31	389
NEW CASES FILED THIS YEAR.....	50	1235	1649	369	119	4073	364	458	8362
SUBTOTAL ACTIVE.....	60	1327	1794	403	122	4104	416	489	8751
RE-OPENED CASES.....									
REMANDS FROM HIGHER COURTS.....	70	0	1	0	0	0	2	0	3
PROBATION VIOLATIONS.....	80	0	0	0	0	0	0	0	0
MISTRIALS.....	85	0	0	0	0	0	0	0	0
APPEARANCE AFTER BENCH WARRANT ISSUED.....	90	14	10	1	1	0	0	0	26
SERVICE MADE/ARRAIGNMENT.....	95	188	162	26	2	377	197	233	1228
APPEALS FROM MAGISTRATES.....	100	0	0	0	0	0	0	0	0
OTHER.....	105	0	10	0	0	30	40	27	110
SUBTOTAL (ADD LINES 70 THROUGH 100).....	110	202	183	27	3	407	239	260	1367
TOTAL ACTIVE CASELOAD THIS YEAR (ADD LINES 60 AND 110).....	120	1529	1977	430	125	4511	655	749	10118
JUDICIAL DISPOSITIONS.....									
GUILTY PLEAS.....	130	237	244	59	19	11	0	0	570
INFORMAL CIVIL HEARINGS BY JUDGE.....	140	0	0	0	0	0	0	0	0
FORMAL CIVIL HEARINGS BY JUDGE.....	145	0	0	0	0	8	0	0	8
TRIALS WITHOUT JURY.....	150	1	10	1	1	0	1	41	58
TRIALS BY JURY.....	155	1	4	1	0	0	0	0	6
DISMISSALS.....	160	57	132	-16	11	6	55	189	481
PRELIMINARY EXAMS WAIVED.....	170	3	79	0	0	0	0	0	82
PRELIMINARY EXAMS CONDUCTED.....	175	2	45	0	0	0	0	0	47
BENCH WARRANTS.....	180	5	8	2	0	0	0	0	15
NO PROGRESS.....	185	0	0	0	0	0	71	47	121
OTHER JUDICIAL DISPOSITIONS.....	190	16	38	3	0	182	201	227	727
SUBTOTAL (ADD LINES 130 THROUGH 190).....	200	322	560	82	31	207	328	504	2115
OTHER DISPOSITIONS.....									
MAGISTRATES - GUILTY AND ADMISSIONS.....	210	1012	873	321	87	3558	0	0	5851
MAGISTRATES - INFORMAL HEARINGS - CIVIL.....	215	0	0	0	0	128	0	0	128
TRAFFIC BUREAU.....	220	0	0	0	0	0	0	0	0
NON-SERVICE.....	230	193	146	20	0	447	276	208	1347
SUBTOTAL (ADD LINES 210 THROUGH 230).....	240	1205	1019	341	87	4133	276	208	7326
TOTAL DISPOSITIONS (ADD LINES 200 AND 240).....	250	1527	1579	423	118	4340	604	712	9441
PENDING CASES AT THE END OF YEAR.....									
INACTIVE: BENCH WARRANTS (LINES 10 - 90 + 180).....	260	17	25	3	0	0	0	0	45
INACTIVE: NON-SERVICE (LINES 20 - 95 + 230).....	270	145	72	9	2	112	194	16	571
ACTIVE PENDING (SUBTRACT LINE 250 FROM LINE 120).....	280	2	398	7	7	171	51	37	677
TOTAL CASES PENDING AT END OF YEAR(LINES 260+270+280).....	290	164	495	19	9	283	245	53	1293
CIVIL CASES PENDING OVER 1 YEAR.....	300	0	0	0	0	0	32	0	32

REGION 4

DISTRICT #79-1

MASON COUNTY

* C R I M I N A L *					* C I V I L *			* T *	

* STATE OFFENSE * ORDINANCE *					* CIVIL * SUM-			* T *	

L	* NON	* NON	* NON	* INFRA	* CIVIL	* SMALL	* MARY	* A	* S
N	* TRAF-	* TRAF-	* TRAF-	* TRAF-	* CTIONS*	* CIVIL	* CLAIMS*	* PROC.	* L
E	* FIC	* FIC	* FIC	* FIC	*	*	*	*	*

PENDING CASES AT THE BEGINNING OF THE YEAR.....									
INACTIVE BENCH WARRANTS.....	10	6	4	1	1	0	1	0	13
INACTIVE: NON-SERVICE.....	20	47	51	7	2	0	46	0	153
TOTAL (ADD LINES 10 AND 20).....	30	53	55	8	3	0	47	0	166
ACTIVE PENDING.....	40	36	31	4	5	71	53	48	258
NEW CASES FILED THIS YEAR.....	50	693	746	103	90	1579	257	274	3798
SUBTOTAL ACTIVE.....	60	729	777	107	95	1650	310	322	4056
RE OPENED CASES.....									
REMANDS FROM HIGHER COURTS.....	70	0	6	0	0	0	1	0	7
PROBATION VIOLATIONS.....	80	0	0	0	0	0	0	0	0
MISTRIALS.....	85	0	0	0	0	0	0	0	0
APPEARANCE AFTER BENCH WARRANT ISSUED.....	90	5	4	0	1	0	3	0	13
SERVICE MADE/ARRAIGNMENT.....	95	72	94	9	1	0	128	0	304
APPEALS FROM MAGISTRATES.....	100	0	0	0	0	0	0	0	0
OTHER.....	105	0	0	0	0	0	0	0	0
SUBTOTAL (ADD LINES 70 THROUGH 100).....	110	77	104	9	2	0	132	0	324
TOTAL ACTIVE CASELOAD THIS YEAR (ADD LINES 60 AND 110).....	120	806	881	116	97	1650	442	322	4380
JUDICIAL DISPOSITIONS.....									
GUILTY PLEAS.....	130	97	150	16	19	0	0	0	282
INFORMAL CIVIL HEARINGS BY JUDGE.....	140	0	0	0	0	0	0	0	0
FORMAL CIVIL HEARINGS BY JUDGE.....	145	0	0	0	0	2	0	0	2
TRIALS WITHOUT JURY.....	150	1	1	0	0	0	11	0	13
TRIALS BY JURY.....	155	1	1	0	0	0	0	0	2
DISMISSALS.....	160	21	80	0	7	0	73	0	187
PRELIMINARY EXAMS WAIVED.....	170	0	77	0	0	0	0	0	77
PRELIMINARY EXAMS CONDUCTED.....	175	0	40	0	0	0	0	0	40
BENCH WARRANTS.....	180	5	2	0	0	0	2	0	9
NO PROGRESS.....	185	0	0	0	0	0	4	0	4
OTHER JUDICIAL DISPOSITIONS.....	190	0	0	0	0	1	171	272	54
SUBTOTAL (ADD LINES 130 THROUGH 190).....	200	125	351	16	26	3	261	272	60
OTHER DISPOSITIONS.....									
MAGISTRATES - GUILTY AND ADMISSIONS.....	210	592	426	90	64	1515	0	0	2687
MAGISTRATES - INFORMAL HEARINGS - CIVIL.....	215	0	0	0	0	40	0	0	40
TRAFFIC BUREAU.....	220	0	0	0	0	0	0	0	0
NON-SERVICE.....	230	64	82	5	3	0	124	0	278
SUBTOTAL (ADD LINES 210 THROUGH 230).....	240	656	508	95	67	1555	124	0	3005
TOTAL DISPOSITIONS (ADD LINES 200 AND 240).....	250	781	859	111	93	1558	385	272	60
PENDING CASES AT THE END OF YEAR.....									
INACTIVE: BENCH WARRANTS (LINES 10 - 90 + 180).....	260	6	2	1	0	0	0	0	9
INACTIVE: NON-SERVICE (LINES 20 - 95 + 230).....	270	39	39	3	4	0	42	0	127
ACTIVE PENDING (SUBTRACT LINE 250 FROM LINE 120).....	280	25	22	5	4	92	57	50	261
TOTAL CASES PENDING AT END OF YEAR(LINES 260+270+280).....	290	70	63	9	8	92	99	50	397
CIVIL CASES PENDING OVER 1 YEAR.....	300	0	0	0	0	0	6	0	3

REGION 4

DISTRICT #79-2

OCEANA COUNTY

* C R I M I N A L *					* C I V I L *				
* STATE OFFENSE * ORDINANCE *					* T * C * T * A * S * S *				
L	*****				CIVIL	*****			
I	* NON	* TRAF-	* TRAF-	* TRAF-	* INFRA	* SMALL	* MARY	* SUM-	* A
N	* FIC	* FIC	* FIC	* FIC	* CTIONS	* CIVIL	* CLAIMS	* PROC.	* L
E	*****				*	*****			

PENDING CASES AT THE BEGINNING OF THE YEAR.....									
INACTIVE BENCH WARRANTS.....	10	22	16	1	0	0	0	0	39
INACTIVE: NON-SERVICE.....	20	204	215	45	0	0	70	15	551
TOTAL (ADD LINES 10 AND 20).....	30	226	231	46	0	0	70	15	590
ACTIVE PENDING.....	40	248	118	45	0	153	93	5	663
NEW CASES FILED THIS YEAR.....	50	936	1289	314	9	1542	296	183	4588
SUBTOTAL ACTIVE.....	60	1184	1407	359	9	1695	389	188	5251
RE-OPENED CASES.....									
REMANDS FROM HIGHER COURTS.....	70	1	13	0	0	2	0	0	16
PROBATION VIOLATIONS.....	80	0	0	0	0	0	0	0	0
MISTRIALS.....	85	0	0	0	0	0	0	0	0
APPEARANCE AFTER BENCH WARRANT ISSUED.....	90	8	11	0	0	0	0	0	19
SERVICE MADE/ARRAIGNMENT.....	95	142	154	23	0	0	186	132	648
APPEALS FROM MAGISTRATES.....	100	0	0	0	0	0	0	0	0
OTHER.....	105	0	0	0	0	0	0	0	0
SUBTOTAL (ADD LINES 70 THROUGH 100).....	110	151	178	23	0	2	186	132	683
TOTAL ACTIVE CASELOAD THIS YEAR (ADD LINES 60 AND 110).....	120	1335	1585	382	9	1697	575	320	5934
JUDICIAL DISPOSITIONS.....									
GUILTY PLEAS.....	130	147	142	4	2	2	0	0	297
INFORMAL CIVIL HEARINGS BY JUDGE.....	140	0	0	0	0	0	0	0	0
FORMAL CIVIL HEARINGS BY JUDGE.....	145	0	0	0	0	1	0	0	1
TRIALS WITHOUT JURY.....	150	3	7	0	0	0	1	0	11
TRIALS BY JURY.....	155	2	1	1	0	0	0	0	4
DISMISSALS.....	160	29	98	0	0	0	90	30	250
PRELIMINARY EXAMS WAIVED.....	170	4	33	0	0	0	0	0	37
PRELIMINARY EXAMS CONDUCTED.....	175	3	38	0	0	0	0	0	41
BENCH WARRANTS.....	180	10	3	0	0	0	0	0	13
NO PROGRESS.....	185	0	0	0	0	0	0	0	0
OTHER JUDICIAL DISPOSITIONS.....	190	1	17	0	0	2	231	139	407
SUBTOTAL (ADD LINES 130 THROUGH 190).....	200	199	339	5	2	5	322	169	1061
OTHER DISPOSITIONS.....									
MAGISTRATES - GUILTY AND ADMISSIONS.....	210	898	991	350	7	1532	0	0	3778
MAGISTRATES - INFORMAL HEARINGS - CIVIL.....	215	0	0	0	0	44	0	0	44
TRAFFIC BUREAU.....	220	0	0	0	0	0	0	0	0
NON-SERVICE.....	230	87	150	0	0	0	195	143	586
SUBTOTAL (ADD LINES 210 THROUGH 230).....	240	985	1141	350	7	1576	195	143	4408
TOTAL DISPOSITIONS (ADD LINES 200 AND 240).....	250	1184	1480	355	9	1581	517	312	5469
PENDING CASES AT THE END OF YEAR.....									
INACTIVE: BENCH WARRANTS (LINES 10 - 90 + 180).....	260	24	8	1	0	0	0	0	33
INACTIVE: NON-SERVICE (LINES 20 - 95 + 230).....	270	149	211	22	0	0	79	26	489
ACTIVE PENDING (SUBTRACT LINE 250 FROM LINE 120).....	280	151	105	27	0	116	58	8	465
TOTAL CASES PENDING AT END OF YEAR(LINES 260+270+280).....	290	324	324	50	0	116	137	34	987
CIVIL CASES PENDING OVER 1 YEAR.....	300	0	0	0	0	0	0	0	0

REGION 4

DISTRICT #79

COURT SUMMARY

* C R I M I N A L *					* C I V I L *				

* STATE OFFENSE *	* O R D I N A N C E *				* C I V I L *	* S U M - M A R Y *	* T O T A L *		
L I N E	* N O N F I C *	* T R A F - F I C *	* T R A F - F I C *	* N O N F I C *	* I N F R A C T I O N S *	* C I V I L *	* S M A L L C L A I M S *	* P R O C . *	* S *

PENDING CASES AT THE BEGINNING OF THE YEAR.....									
INACTIVE BENCH WARRANTS.....	10	28	20	2	1	0	1	0	52
INACTIVE: NON-SERVICE.....	20	251	266	52	2	0	116	15	704
TOTAL (ADD LINES 10 AND 20).....	30	279	286	54	3	0	117	15	756
ACTIVE PENDING.....	40	284	149	49	5	224	146	53	921
NEW CASES FILED THIS YEAR.....	50	1629	2035	417	99	3121	553	457	8386
SUBTOTAL ACTIVE.....	60	1913	2184	466	104	3345	699	510	9307
RE-OPENED CASES.....									
REMANDS FROM HIGHER COURTS.....	70	1	19	0	0	2	1	0	23
PROBATION VIOLATIONS.....	80	0	0	0	0	0	0	0	0
MISTRIALS.....	85	0	0	0	0	0	0	0	0
APPEARANCE AFTER BENCH WARRANT ISSUED.....	90	13	15	0	1	0	3	0	32
SERVICE MADE/ARRAIGNMENT.....	95	214	248	32	1	0	314	132	952
APPEALS FROM MAGISTRATES.....	100	0	0	0	0	0	0	0	0
OTHER.....	105	0	0	0	0	0	0	0	0
SUBTOTAL (ADD LINES 70 THROUGH 100).....	110	228	282	32	2	2	318	132	1007
TOTAL ACTIVE CASELOAD THIS YEAR (ADD LINES 60 AND 110).....	120	2141	2466	498	106	3347	1017	642	10314
JUDICIAL DISPOSITIONS.....									
GUILTY PLEAS.....	130	244	292	20	21	2	0	0	579
INFORMAL CIVIL HEARINGS BY JUDGE.....	140	0	0	0	0	0	0	0	0
FORMAL CIVIL HEARINGS BY JUDGE.....	145	0	0	0	0	3	0	0	3
TRIALS WITHOUT JURY.....	150	4	8	0	0	0	12	0	24
TRIALS BY JURY.....	155	3	2	1	0	0	0	0	6
DISMISSALS.....	160	50	178	0	7	0	163	30	437
PRELIMINARY EXAMS WAIVED.....	170	4	110	0	0	0	0	0	114
PRELIMINARY EXAMS CONDUCTED.....	175	3	78	0	0	0	0	0	81
BENCH WARRANTS.....	180	15	5	0	0	0	2	0	22
NO PROGRESS.....	185	0	0	0	0	0	4	0	4
OTHER JUDICIAL DISPOSITIONS.....	190	1	17	0	0	3	402	411	905
SUBTOTAL (ADD LINES 130 THROUGH 190).....	200	324	690	21	28	8	583	441	2175
OTHER DISPOSITIONS.....									
MAGISTRATES - GUILTY AND ADMISSIONS.....	210	1490	1417	440	71	3047	0	0	6465
MAGISTRATES - INFORMAL HEARINGS - CIVIL.....	215	0	0	0	0	84	0	0	84
TRAFFIC BUREAU.....	220	0	0	0	0	0	0	0	0
NON-SERVICE.....	230	151	232	5	3	0	319	143	864
SUBTOTAL (ADD LINES 210 THROUGH 230).....	240	1641	1649	445	74	3131	319	143	7412
TOTAL DISPOSITIONS (ADD LINES 200 AND 240).....	250	1965	2339	466	102	3139	902	584	9588
PENDING CASES AT THE END OF YEAR.....									
INACTIVE: BENCH WARRANTS (LINES 10 - 90 + 180).....	260	30	10	2	0	0	0	0	42
INACTIVE: NON-SERVICE (LINES 20 - 95 + 230).....	270	188	250	25	4	0	121	26	616
ACTIVE PENDING (SUBTRACT LINE 250 FROM LINE 120).....	280	176	127	32	4	208	115	58	726
TOTAL CASES PENDING AT END OF YEAR(LINES 260+270+280).....	290	394	387	59	8	208	236	84	1384
CIVIL CASES PENDING OVER 1 YEAR.....	300	0	0	0	0	0	6	0	9

REGION 4

DISTRICT #80-1

CLARE COUNTY

	C R I M I N A L				C I V I L				T O T A L S
	* STATE OFFENSE *		* ORDINANCE *		* CIVIL *		* SUM- * MARY * PROC. *		
	* NON *	* TRAF- * FIC *	* NON *	* TRAF- * FIC *	* CIVIL * INFRA- * CTIONS *	* CIVIL *	* SMALL * CLAIMS *	* MARY * PROC. *	
	L	I	N	E					
PENDING CASES AT THE BEGINNING OF THE YEAR.....									
INACTIVE BENCH WARRANTS.....	10	17	10	10	1	0	3	0	41
INACTIVE: NON-SERVICE.....	20	64	54	32	6	0	0	0	194
TOTAL (ADD LINES 10 AND 20).....	30	81	64	42	7	0	14	22	235
ACTIVE PENDING.....	40	69	103	45	31	40	52	32	387
NEW CASES FILED THIS YEAR.....	50	503	871	483	222	2034	227	570	4989
SUBTOTAL ACTIVE.....	60	572	974	528	253	2074	279	602	5376
RE-OPENED CASES.....									
REMANDS FROM HIGHER COURTS.....	70	4	8	1	0	0	1	0	14
PROBATION VIOLATIONS.....	80	0	0	0	0	0	0	0	0
MISTRIALS.....	85	0	0	0	0	0	0	0	0
APPEARANCE AFTER BENCH WARRANT ISSUED.....	90	18	16	10	2	0	10	0	56
SERVICE MADE/ARRAIGNMENT.....	95	60	62	24	4	0	72	53	277
APPEALS FROM MAGISTRATES.....	100	0	0	0	0	0	0	0	0
OTHER.....	105	0	1	0	0	0	1	5	15
SUBTOTAL (ADD LINES 70 THROUGH 100).....	110	82	87	35	6	0	84	58	362
TOTAL ACTIVE CASELOAD THIS YEAR (ADD LINES 60 AND 110).....	120	654	1061	563	259	2074	363	660	5738
JUDICIAL DISPOSITIONS.....									
GUILTY PLEAS.....	130	127	224	124	68	18	0	0	561
INFORMAL CIVIL HEARINGS BY JUDGE.....	140	0	0	0	0	1	0	0	1
FORMAL CIVIL HEARINGS BY JUDGE.....	145	0	0	0	0	10	0	0	10
TRIALS WITHOUT JURY.....	150	10	29	4	6	0	10	97	160
TRIALS BY JURY.....	155	12	8	4	2	0	3	0	29
DISMISSALS.....	160	142	138	170	38	277	40	206	1033
PRELIMINARY EXAMS WAIVED.....	170	0	61	0	0	0	0	0	61
PRELIMINARY EXAMS CONDUCTED.....	175	2	65	0	0	0	0	0	67
BENCH WARRANTS.....	180	12	19	10	2	0	3	0	46
NO PROGRESS.....	185	0	0	0	0	0	40	50	99
OTHER JUDICIAL DISPOSITIONS.....	190	9	7	1	3	421	202	178	861
SUBTOTAL (ADD LINES 130 THROUGH 190).....	200	314	551	313	119	727	298	531	2928
OTHER DISPOSITIONS.....									
MAGISTRATES - GUILTY AND ADMISSIONS.....	210	255	419	206	117	126	0	0	1123
MAGISTRATES - INFORMAL HEARINGS - CIVIL.....	215	0	0	0	0	61	0	0	61
TRAFFIC BUREAU.....	220	0	0	0	0	1087	0	0	1087
NON-SERVICE.....	230	36	40	19	7	0	33	31	174
SUBTOTAL (ADD LINES 210 THROUGH 230).....	240	291	459	225	124	1274	33	31	2445
TOTAL DISPOSITIONS (ADD LINES 200 AND 240).....	250	605	1010	538	243	2001	331	562	5373
PENDING CASES AT THE END OF YEAR.....									
INACTIVE: BENCH WARRANTS (LINES 10 - 90 + 180).....	260	11	13	10	1	0	-4	0	31
INACTIVE: NON-SERVICE (LINES 20 - 95 + 230).....	270	40	32	27	9	0	-25	0	91
ACTIVE PENDING (SUBTRACT LINE 250 FROM LINE 120).....	280	49	51	25	16	73	32	98	365
TOTAL CASES PENDING AT END OF YEAR(LINES 260+270+280).....	290	100	96	62	26	73	3	98	487
CIVIL CASES PENDING OVER 1 YEAR.....	300	0	0	0	0	0	0	0	0

REGION 4

DISTRICT #80-2

GLADWIN COUNTY

* CRIMINAL *					* CIVIL *				* T *

* STATE OFFENSE *		* ORDINANCE *			* CIVIL *	* SUM-	* MARY	* PROC.	* S *

L	I	N	E						
* TRAF-	* TRAF-	* TRAF-	* TRAF-	* CTIONS*	CIVIL	CLAIMS*			
* FIC	* FIC	* FIC	* FIC						

PENDING CASES AT THE BEGINNING OF THE YEAR.....									
INACTIVE BENCH WARRANTS.....	10	17	32	7	0	0	0	0	56
INACTIVE: NON-SERVICE.....	20	62	111	16	1	0	16	8	215
TOTAL (ADD LINES 10 AND 20).....	30	79	143	23	1	0	16	8	271
ACTIVE PENDING.....	40	104	66	10	1	97	57	33	373
NEW CASES FILED THIS YEAR.....	50	717	1135	81	52	1819	249	351	4458
SUBTOTAL ACTIVE.....	60	821	1201	91	53	191e	306	384	4831
RE-OPENED CASES.....									
REMANDS FROM HIGHER COURTS.....	70	0	0	0	0	0	0	0	0
PROBATION VIOLATIONS.....	80	0	0	0	0	0	0	0	0
TRIALS.....	85	0	0	0	0	0	0	0	0
APPEARANCE AFTER BENCH WARRANT ISSUED.....	90	29	26	3	2	0	0	0	60
SERVICE MADE/ARRAIGNMENT.....	95	44	146	8	7	0	40	26	277
APPEALS FROM MAGISTRATES.....	100	0	0	0	0	4	0	0	4
OTHER.....	105	1	0	1	0	7	0	0	9
SUBTOTAL (ADD LINES 70 THROUGH 100).....	110	74	172	12	9	11	40	26	350
TOTAL ACTIVE CASELOAD THIS YEAR (ADD LINES 60 AND 110).....	120	895	1373	103	62	1927	346	410	5181
JUDICIAL DISPOSITIONS.....									
GUILTY PLEAS.....	130	178	199	31	27	38	0	0	473
INFORMAL CIVIL HEARINGS BY JUDGE.....	140	0	0	0	0	0	0	0	0
FORMAL CIVIL HEARINGS BY JUDGE.....	145	0	0	0	0	13	0	0	13
TRIALS WITHOUT JURY.....	150	14	40	10	4	0	18	41	127
TRIALS BY JURY.....	155	4	9	2	1	0	2	0	18
DISMISSALS.....	160	267	98	21	10	254	79	117	860
PRELIMINARY EXAMS WAIVED.....	170	2	42	0	0	0	0	0	44
PRELIMINARY EXAMS CONDUCTED.....	175	0	30	0	0	0	0	0	30
BENCH WARRANTS.....	180	27	23	3	3	0	0	0	55
NO PROGRESS.....	185	0	0	0	0	0	18	18	39
OTHER JUDICIAL DISPOSITIONS.....	190	2	17	0	0	315	87	122	574
SUBTOTAL (ADD LINES 130 THROUGH 190).....	200	494	458	67	45	620	204	298	2234
OTHER DISPOSITIONS.....									
MAGISTRATES - GUILTY AND ADMISSIONS.....	210	295	725	20	10	264	0	0	1314
MAGISTRATES - INFORMAL HEARINGS - CIVIL.....	215	0	0	0	0	63	0	0	63
TRAFFIC BUREAU.....	220	0	0	0	0	853	0	0	853
NON-SERVICE.....	230	45	140	3	6	0	26	29	255
SUBTOTAL (ADD LINES 210 THROUGH 230).....	240	340	865	23	16	1180	26	29	2485
TOTAL DISPOSITIONS (ADD LINES 200 AND 240).....	250	834	1323	90	61	1800	230	327	4719
PENDING CASES AT THE END OF YEAR.....									
INACTIVE: BENCH WARRANTS (LINES 10 - 90 + 180).....	260	15	29	7	1	0	0	0	52
INACTIVE: NON-SERVICE (LINES 20 - 95 + 230).....	270	63	105	11	0	0	2	11	193
ACTIVE PENDING (SUBTRACT LINE 250 FROM LINE 120).....	280	61	50	13	1	127	116	83	462
TOTAL CASES PENDING AT END OF YEAR(LINES 260+270+280).....	290	139	184	31	2	127	118	94	707
CIVIL CASES PENDING OVER 1 YEAR.....	300	0	0	0	0	0	2	0	2

REGION 4

DISTRICT #80

COURT SUMMARY

	C R I M I N A L				C I V I L				T
	STATE OFFENSE	ORDINANCE			CIVIL		SUM-	A	
L									
I	* NON	* NON	* NON	* NON	* INFRA	* SMALL	* MARY	* L	
N	* TRAF-	* TRAF-	* TRAF-	* TRAF-	* CTIONS	* CIVIL	* CLAIMS	* PROC.	
E	* FIC	* FIC	* FIC	* FIC					
PENDING CASES AT THE BEGINNING OF THE YEAR.....									
INACTIVE BENCH WARRANTS.....	10	34	42	17	1	0	3	0	97
INACTIVE: NON-SERVICE.....	20	126	165	48	7	0	30	30	409
TOTAL (ADD LINES 10 AND 20).....	30	160	207	65	8	0	33	30	506
ACTIVE PENDING.....	40	173	169	55	32	137	109	65	760
NEW CASES FILED THIS YEAR.....	50	1220	2006	564	274	3853	476	921	9447
SUBTOTAL ACTIVE.....	60	1393	2175	619	306	3990	585	986	10207
RE-OPENED CASES.....									
REMANDS FROM HIGHER COURTS.....	70	4	8	1	0	0	1	0	14
PROBATION VIOLATIONS.....	80	0	0	0	0	0	0	0	0
MISTRIALS.....	85	0	0	0	0	0	0	0	0
APPEARANCE AFTER BENCH WARRANT ISSUED.....	90	47	42	13	4	0	10	0	116
SERVICE MADE/ARRAIGNMENT.....	95	104	208	32	11	0	112	79	554
APPEALS FROM MAGISTRATES.....	100	0	0	0	0	4	0	0	4
OTHER.....	105	1	1	1	0	7	1	5	24
SUBTOTAL (ADD LINES 70 THROUGH 100).....	110	156	259	47	15	11	124	84	712
TOTAL ACTIVE CASELOAD THIS YEAR (ADD LINES 60 AND 110).....	120	1549	2434	666	321	4001	709	1070	10919
JUDICIAL DISPOSITIONS.....									
GUILTY PLEAS.....	130	305	423	155	95	56	0	0	1034
INFORMAL CIVIL HEARINGS BY JUDGE.....	140	0	0	0	0	1	0	0	1
FORMAL CIVIL HEARINGS BY JUDGE.....	145	0	0	0	0	23	0	0	23
TRIALS WITHOUT JURY.....	150	24	69	14	10	0	28	138	287
TRIALS BY JURY.....	155	16	17	6	3	0	5	0	47
DISMISSALS.....	160	409	236	191	48	531	119	323	1893
PRELIMINARY EXAMS WAIVED.....	170	2	103	0	0	0	0	0	105
PRELIMINARY EXAMS CONDUCTED.....	175	2	95	0	0	0	0	0	97
BENCH WARRANTS.....	180	39	42	13	5	0	3	0	102
NO PROGRESS.....	185	0	0	0	0	0	58	68	138
OTHER JUDICIAL DISPOSITIONS.....	190	11	24	1	3	736	289	300	1435
SUBTOTAL (ADD LINES 130 THROUGH 190).....	200	808	1009	380	164	1347	502	829	5162
OTHER DISPOSITIONS.....									
MAGISTRATES - GUILTY AND ADMISSIONS.....	210	550	1144	226	127	390	0	0	2437
MAGISTRATES - INFORMAL HEARINGS - CIVIL.....	215	0	0	0	0	124	0	0	124
TRAFFIC BUREAU.....	220	0	0	0	0	1940	0	0	1940
NON-SERVICE.....	230	81	180	22	13	0	59	60	429
SUBTOTAL (ADD LINES 210 THROUGH 230).....	240	631	1324	248	140	2454	59	60	4930
TOTAL DISPOSITIONS (ADD LINES 200 AND 240).....	250	1439	2333	628	304	3801	561	889	10092
PENDING CASES AT THE END OF YEAR.....									
INACTIVE: BENCH WARRANTS (LINES 10 - 90 + 180).....	260	26	42	17	2	0	-4	0	83
INACTIVE: NON-SERVICE (LINES 20 - 95 + 230).....	270	103	137	38	9	0	-23	11	284
ACTIVE PENDING (SUBTRACT LINE 250 FROM LINE 120).....	280	110	101	38	17	200	148	181	827
TOTAL CASES PENDING AT END OF YEAR (LINES 260+270+280).....	290	239	280	93	28	200	121	192	1194
CIVIL CASES PENDING OVER 1 YEAR.....	300	0	0	0	0	0	2	0	2

REGION 4

DISTRICT #81-1

ARENAC COUNTY

	* C R I M I N A L *				* C I V I L *				* T *
	*****				*****				0 *
	* STATE OFFENSE *	* ORDINANCE *							* T *
L	*****				* CIVIL *		* SUM-		* A *
I	* NON	* NON			* INFRA		* SMALL	* MARY	* L *
N	* TRAF-	* TRAF-	* TRAF-	* TRAF-	* CTIONS*	* CIVIL	* CLAIMS*	* PROC.	* S *
E	* FIC	* FIC	* FIC	* FIC					* *

PENDING CASES AT THE BEGINNING OF THE YEAR.....									
INACTIVE BENCH WARRANTS.....	10	30	15	2	0	0	2	0	49
INACTIVE: NON-SERVICE.....	20	135	93	0	0	0	0	0	228
TOTAL (ADD LINES 10 AND 20).....	30	165	108	2	0	0	2	0	277
ACTIVE PENDING.....	40	52	48	18	3	106	61	25	314
NEW CASES FILED THIS YEAR.....	50	571	992	133	23	2856	269	235	5107
SUBTOTAL ACTIVE.....	60	623	1040	151	26	2962	330	260	5421
RE-OPENED CASES.....									
REMANDS FROM HIGHER COURTS.....	70	0	0	0	0	0	0	0	0
PROBATION VIOLATIONS.....	80	0	0	0	0	0	0	0	0
MISTRIALS.....	85	0	0	0	0	0	0	0	0
APPEARANCE AFTER BENCH WARRANT ISSUED.....	90	25	26	5	0	0	3	0	59
SERVICE MADE/ARRAIGNMENT.....	95	66	58	2	3	0	0	0	129
APPEALS FROM MAGISTRATES.....	100	0	0	0	0	0	0	0	0
OTHER.....	105	100	0	0	0	0	0	0	100
SUBTOTAL (ADD LINES 70 THROUGH 100).....	110	191	84	7	3	0	3	0	288
TOTAL ACTIVE CASELOAD THIS YEAR (ADD LINES 60 AND 110).....	120	814	1124	158	29	2962	333	260	5709
JUDICIAL DISPOSITIONS.....									
GUILTY PLEAS.....	130	235	102	3	1	10	0	0	351
INFORMAL CIVIL HEARINGS BY JUDGE.....	140	0	0	0	0	0	0	0	0
FORMAL CIVIL HEARINGS BY JUDGE.....	145	0	0	0	0	19	0	0	19
TRIALS WITHOUT JURY.....	150	10	15	0	0	0	35	66	140
TRIALS BY JURY.....	155	2	5	0	0	0	0	11	18
DISMISSALS.....	160	31	46	0	1	1	6	61	147
PRELIMINARY EXAMS WAIVED.....	170	0	40	0	0	0	0	0	40
PRELIMINARY EXAMS CONDUCTED.....	175	0	19	0	0	0	0	0	19
BENCH WARRANTS.....	180	16	11	4	1	0	1	0	33
NO PROGRESS.....	185	0	0	0	0	0	J	0	3
OTHER JUDICIAL DISPOSITIONS.....	190	22	16	0	0	67	202	97	411
SUBTOTAL (ADD LINES 130 THROUGH 190).....	200	316	254	7	3	97	247	235	1181
OTHER DISPOSITIONS.....									
MAGISTRATES - GUILTY AND ADMISSIONS.....	210	579	850	123	24	2624	0	0	4200
MAGISTRATES - INFORMAL HEARINGS - CIVIL.....	215	0	0	0	0	70	0	0	70
TRAFFIC BUREAU.....	220	0	0	0	0	0	0	0	0
NON-SERVICE.....	230	39	64	14	1	0	0	0	118
SUBTOTAL (ADD LINES 210 THROUGH 230).....	240	618	914	137	25	2694	0	0	4388
TOTAL DISPOSITIONS (ADD LINES 200 AND 240).....	250	934	1168	144	28	2791	247	235	5569
PENDING CASES AT THE END OF YEAR.....									
INACTIVE: BENCH WARRANTS (LINES 10 - 90 + 180).....	260	21	0	1	1	0	0	0	23
INACTIVE: NON-SERVICE (LINES 20 - 95 + 230).....	270	108	99	12	-2	0	0	0	217
ACTIVE PENDING (SUBTRACT LINE 250 FROM LINE 120).....	280	-120	-44	14	1	171	86	25	140
TOTAL CASES PENDING AT END OF YEAR(LINES 260+270+280).....	290	9	55	27	0	171	86	25	380
CIVIL CASES PENDING OVER 1 YEAR.....	300	0	0	0	0	0	0	0	0

REGION 4

DISTRICT #81-2

IOSCO COUNTY

* C R I M I N A L *					* C I V I L *				T	

* STATE OFFENSE *		* ORDINANCE *			* CIVIL *	* SMALL * MARY * PROC.	* SUM-	* T		

L	* NON	* NON	* NON	* NON	* CIVIL	* CIVIL	* SMALL	* MARY	* T	

N	* TRAF-	* TRAF-	* TRAF-	* TRAF-	* CTIONS	* CIVIL	* CLAIMS	* PROC.	* S	

E	* FIC	* FIC	* FIC	* FIC						

PENDING CASES AT THE BEGINNING OF THE YEAR.....										102
INACTIVE BENCH WARRANTS.....	10	66	28	7	1	0	0	0	0	327
INACTIVE: NON-SERVICE.....	20	121	188	6	11	0	0	0	1	429
TOTAL (ADD LINES 10 AND 20).....	30	187	216	13	12	0	0	0	1	585
ACTIVE PENDING.....	40	118	169	4	11	154	95	27	7	7614
NEW CASES FILED THIS YEAR.....	50	1189	1924	103	62	3899	227	184	26	8199
SUBTOTAL ACTIVE.....	60	1307	2093	107	73	4053	322	211	33	
RE-OPENED CASES.....	70	2	9	0	0	0	0	0	0	11
REMANDS FROM HIGHER COURTS.....	80	2	4	0	0	0	0	0	0	6
PROBATION VIOLATIONS.....	85	0	0	0	0	0	0	0	0	0
MISTRIALS.....	90	50	28	6	0	0	0	0	0	84
APPEARANCE AFTER BENCH WARRANT ISSUED.....	95	178	616	7	11	0	7	0	0	819
SERVICE MADE/ARRAIGNMENT.....	100	0	0	0	0	5	0	0	0	5
APPEALS FROM MAGISTRATES.....	105	2	0	0	0	1	0	0	0	3
OTHER.....	110	234	657	13	11	6	7	0	0	928
SUBTOTAL (ADD LINES 70 THROUGH 100).....	120	1541	2750	120	84	4059	329	211	33	9127
TOTAL ACTIVE CASELOAD THIS YEAR (ADD LINES 60 AND 110).....										
JUDICIAL DISPOSITIONS.....	130	724	354	50	31	63	0	0	0	1222
GUILTY PLEAS.....	140	0	0	0	0	0	0	0	0	0
INFORMAL CIVIL HEARINGS BY JUDGE.....	145	0	0	0	0	22	0	0	0	22
FORMAL CIVIL HEARINGS BY JUDGE.....	150	18	19	0	0	0	11	43	2	93
TRIALS WITHOUT JURY.....	155	6	6	0	0	0	2	0	0	14
TRIALS BY JURY.....	160	126	214	18	14	38	32	34	3	479
DISMISSALS.....	170	3	63	0	0	0	0	0	0	66
PRELIMINARY EXAMS WAIVED.....	175	0	29	0	0	0	0	0	0	29
PRELIMINARY EXAMS CONDUCTED.....	180	66	29	2	0	0	0	0	0	97
BENCH WARRANTS.....	185	0	0	0	0	0	0	0	0	0
NO PROGRESS.....	190	10	2	0	0	588	173	125	24	922
OTHER JUDICIAL DISPOSITIONS.....	200	953	716	70	45	711	218	202	29	2944
SUBTOTAL (ADD LINES 130 THROUGH 190).....										
OTHER DISPOSITIONS.....	210	341	1256	35	33	2901	0	0	0	4566
MAGISTRATES - GUILTY AND ADMISSIONS.....	215	0	0	0	0	56	0	0	0	56
MAGISTRATES - INFORMAL HEARINGS - CIVIL.....	220	0	0	0	0	0	0	0	0	0
TRAFFIC BUREAU.....	230	160	682	2	2	0	10	0	0	856
NON-SERVICE.....	240	501	1938	37	35	2957	10	0	0	5478
SUBTOTAL (ADD LINES 210 THROUGH 230).....	250	1454	2654	107	80	3668	228	202	29	8422
TOTAL DISPOSITIONS (ADD LINES 200 AND 240).....										
PENDING CASES AT THE END OF YEAR.....	260	82	29	3	1	0	0	0	0	115
INACTIVE: BENCH WARRANTS (LINES 10 - 90 + 180).....	270	103	254	1	2	0	3	0	1	364
INACTIVE: NON-SERVICE (LINES 20 - 95 + 230).....	280	87	96	13	4	391	101	9	4	705
ACTIVE PENDING (SUBTRACT LINE 250 FROM LINE 120).....	290	272	379	17	7	391	104	9	5	1184
TOTAL CASES PENDING AT END OF YEAR(LINES 260+270+280).....	300	0	0	0	0	0	0	0	0	0
CIVIL CASES PENDING OVER 1 YEAR.....										

REGION 4

DISTRICT #81

COURT SUMMARY

	* CRIMINAL *				* CIVIL *				* T *
	*****				*****				*****
	* STATE OFFENSE *	* ORDINANCE *			* CIVIL *			* SUM- *	* T *
L	*****				*****				*****
I	* NON *	* NON *	* TRAF- *	* TRAF- *	* INFRA *			* SMALL * MARY *	* L *
N	* TRAF- *	* TRAF- *	* TRAF- *	* TRAF- *	* CTIONS *	* CIVIL *	* CLAIMS *	* PROC. *	* S *
E	* FIC *	* FIC *	* FIC *	* FIC *					

PENDING CASES AT THE BEGINNING OF THE YEAR.....									
INACTIVE BENCH WARRANTS.....	10	96	43	9	1	0	2	0	151
INACTIVE: NON-SERVICE.....	20	256	281	6	11	0	0	1	555
TOTAL (ADD LINES 10 AND 20).....	30	352	324	15	12	0	2	1	706
ACTIVE PENDING.....	40	170	217	22	14	260	156	52	899
NEW CASES FILED THIS YEAR.....	50	1760	2916	236	85	6755	496	419	12721
SUBTOTAL ACTIVE.....	60	1930	3133	258	99	7015	652	471	13620
RE-OPENED CASES.....									
REMANDS FROM HIGHER COURTS.....	70	2	9	0	0	0	0	0	11
PROBATION VIOLATIONS.....	80	2	4	0	0	0	0	0	6
MISTRIALS.....	85	0	0	0	0	0	0	0	0
APPEARANCE AFTER BENCH WARRANT ISSUED.....	90	75	54	11	0	0	3	0	143
SERVICE MADE/ARRAIGNMENT.....	95	244	674	9	14	0	7	0	948
APPEALS FROM MAGISTRATES.....	100	0	0	0	0	5	0	0	5
OTHER.....	105	102	0	0	0	1	0	0	103
SUBTOTAL (ADD LINES 70 THROUGH 100).....	110	425	741	20	14	6	10	0	1216
TOT ACTIVE CASELOAD THIS YEAR (ADD LINES 60 AND 110).....	120	2355	3874	278	113	7021	662	471	14836
JUDICIAL DISPOSITIONS.....									
GUILTY PLEAS.....	130	959	456	53	32	73	0	0	1573
INFORMAL CIVIL HEARINGS BY JUDGE.....	140	0	0	0	0	0	0	0	0
FORMAL CIVIL HEARINGS BY JUDGE.....	145	0	0	0	0	41	0	0	41
TRIALS WITHOUT JURY.....	150	28	34	0	0	0	46	109	233
TRIALS BY JURY.....	155	8	11	0	0	0	2	11	32
DISMISSALS.....	160	157	260	18	15	39	38	95	626
PRELIMINARY EXAMS WAIVED.....	170	3	103	0	0	0	0	0	106
PRELIMINARY EXAMS CONDUCTED.....	175	0	48	0	0	0	0	0	48
BENCH WARRANTS.....	180	82	40	6	1	0	1	0	130
NO PROGRESS.....	185	0	0	0	0	0	3	0	3
OTHER JUDICIAL DISPOSITIONS.....	190	32	18	0	0	655	375	222	1333
SUBTOTAL (ADD LINES 130 THROUGH 190).....	200	1269	970	77	48	808	465	437	4125
OTHER DISPOSITIONS.....									
MAGISTRATES - GUILTY AND ADMISSIONS.....	210	920	2106	158	57	5525	0	0	8766
MAGISTRATES - INFORMAL HEARINGS - CIVIL.....	215	0	0	0	0	126	0	0	126
TRAFFIC BUREAU.....	220	0	0	0	0	0	0	0	0
NON-SERVICE.....	230	199	746	16	3	0	10	0	974
SUBTOTAL (ADD LINES 210 THROUGH 230).....	240	1119	2852	174	60	5651	10	0	9866
TOTAL DISPOSITIONS (ADD LINES 200 AND 240).....	250	2308	3822	251	108	6459	475	437	13991
PENDING CASES AT THE END OF YEAR.....									
INACTIVE: BENCH WARRANTS (LINES 10 - 90 + 180).....	260	103	29	2	0	0	0	0	138
INACTIVE: NON-SERVICE (LINES 20 - 95 + 230).....	270	211	353	13	0	0	3	0	581
ACTIVE PENDING (SUBTRACT LINE 250 FROM LINE 120).....	280	-33	52	27	5	562	187	34	845
TOTAL CASES PENDING AT END OF YEAR(LINES 260+270+280).....	290	281	434	44	7	562	190	34	1564
CIVIL CASES PENDING OVER 1 YEAR.....	300	0	0	0	0	0	0	0	0

REGION 4

DISTRICT #82-1

ALCONA COUNTY

	* C R I M I N A L *				* C I V I L *				* T *
	*****				*****				O *
	* STATE OFFENSE *	* ORDINANCE *			* CIVIL *		* SUM- *		* A *
L	*****				*****				L *
I	* NON *	* NON *			* INFRA *	* SMALL *	* MARY *		* S *
N	* TRAF- *	* TRAF- *	* TRAF- *	* TRAF- *	* CTIONS*	* CIVIL *	* CLAIMS*	* PROC. *	* S *
E	* FIC *	* FIC *	* FIC *	* FIC *					* S *

PENDING CASES AT THE BEGINNING OF THE YEAR.....									
INACTIVE BENCH WARRANTS.....	10	2	4	0	0	0	0	0	6
INACTIVE: NON-SERVICE.....	20	31	13	0	0	0	0	0	44
TOTAL (ADD LINES 10 AND 20).....	30	33	17	0	0	0	0	0	50
ACTIVE PENDING.....	40	27	146	0	0	33	21	2	230
NEW CASES FILED THIS YEAR.....	50	138	649	0	0	370	48	66	1281
SUBTOTAL ACTIVE.....	60	165	795	0	0	403	69	68	1511
RE-OPENED CASES.....									
REMANDS FROM HIGHER COURTS.....	70	0	0	0	0	0	0	0	0
PROBATION VIOLATIONS.....	80	0	0	0	0	0	0	0	0
MISTRIALS.....	85	0	0	0	0	0	0	0	0
APPEARANCE AFTER BENCH WARRANT ISSUED.....	90	0	1	0	0	0	0	0	1
SERVICE MADE/ARRAIGNMENT.....	95	1	3	0	0	0	0	0	4
APPEALS FROM MAGISTRATES.....	100	0	0	0	0	0	0	0	0
OTHER.....	105	0	0	0	0	0	0	0	0
SUBTOTAL (ADD LINES 70 THROUGH 100).....	110	1	4	0	0	0	0	0	5
TOTAL ACTIVE CASELOAD THIS YEAR (ADD LINES 60 AND 110).....	120	166	799	0	0	403	69	68	1516
JUDICIAL DISPOSITIONS.....									
GUILTY PLEAS.....	130	23	53	0	0	0	0	0	76
INFORMAL CIVIL HEARINGS BY JUDGE.....	140	0	0	0	0	0	0	0	0
FORMAL CIVIL HEARINGS BY JUDGE.....	145	0	0	0	0	0	0	0	0
TRIALS WITHOUT JURY.....	150	1	7	0	0	0	18	0	26
TRIALS BY JURY.....	155	0	3	0	0	0	0	0	3
DISMISSALS.....	160	4	9	0	0	0	6	0	19
PRELIMINARY EXAMS WAIVED.....	170	0	13	0	0	0	0	0	13
PRELIMINARY EXAMS CONDUCTED.....	175	0	12	0	0	0	0	0	12
BENCH WARRANTS.....	180	1	1	0	0	0	0	0	2
NO PROGRESS.....	185	0	0	0	0	0	10	0	10
OTHER JUDICIAL DISPOSITIONS.....	190	7	50	0	0	0	40	39	146
SUBTOTAL (ADD LINES 130 THROUGH 190).....	200	36	148	0	0	0	50	63	307
OTHER DISPOSITIONS.....									
MAGISTRATES - GUILTY AND ADMISSIONS.....	210	107	510	0	0	348	0	0	965
MAGISTRATES - INFORMAL HEARINGS - CIVIL.....	215	0	0	0	0	15	0	0	15
TRAFFIC BUREAU.....	220	0	0	0	0	0	0	0	0
NON-SERVICE.....	230	0	3	0	0	0	0	0	3
SUBTOTAL (ADD LINES 210 THROUGH 230).....	240	107	513	0	0	363	0	0	983
TOTAL DISPOSITIONS (ADD LINES 200 AND 240).....	250	143	661	0	0	363	50	63	1290
PENDING CASES AT THE END OF YEAR.....									
INACTIVE: BENCH WARRANTS (LINES 10 - 90 + 180).....	260	3	4	0	0	0	0	0	7
INACTIVE: NON-SERVICE (LINES 20 - 95 + 230).....	270	30	13	0	0	0	0	0	43
ACTIVE PENDING (SUBTRACT LINE 250 FROM LINE 120).....	280	23	138	0	0	40	19	5	226
TOTAL CASES PENDING AT END OF YEAR(LINES 260+270+280).....	290	56	155	0	0	40	19	5	276
CIVIL CASES PENDING OVER 1 YEAR.....	300	0	0	0	0	0	5	0	5

CONTINUED

3 OF 5

REGION 4

DISTRICT #82-2

OGEMAW COUNTY

* C R I M I N A L *					* C I V I L *				* T *
* STATE OFFENSE * ORDINANCE *									* O *
*****					* CIVIL *	* SUM-			* A *
* L	* NON	* NON	* NON	* NON	* INFRA	* SMALL	* MARY	* L	* S
* TRAF-	* TRAF-	* TRAF-	* TRAF-	* CTIONS	* CIVIL	* CLAIMS	* PROC.		
* FIC	* FIC	* FIC	* FIC						

PENDING CASES AT THE BEGINNING OF THE YEAR.....									
INACTIVE BENCH WARRANTS.....	10	24	18	3	2	0	0	0	47
INACTIVE: NON-SERVICE.....	20	145	82	23	5	12	0	0	267
TOTAL (ADD LINES 10 AND 20).....	30	169	100	26	7	12	0	0	314
ACTIVE PENDING.....	40	287	436	42	8	432	105	75	1391
NEW CASES FILED THIS YEAR.....	50	820	989	162	79	3744	206	233	6257
SUBTOTAL ACTIVE.....	60	1107	1425	204	87	4176	311	308	7648
RE-OPENED CASES.....									
REMANDS FROM HIGHER COURTS.....	70	0	0	0	0	0	0	0	0
PROBATION VIOLATIONS.....	80	0	0	0	0	0	0	0	0
MISTRIALS.....	85	0	1	0	0	0	0	0	1
APPEARANCE AFTER BENCH WARRANT ISSUED.....	90	25	20	4	0	0	1	0	50
SERVICE MADE/ARRAIGNMENT.....	95	90	63	25	2	0	0	0	180
APPEALS FROM MAGISTRATES.....	100	2	0	5	0	1	0	0	8
OTHER.....	105	11	68	4	22	20	0	0	125
SUBTOTAL (ADD LINES 70 THROUGH 100).....	110	128	152	38	24	21	1	0	364
TOTAL ACTIVE CASELOAD THIS YEAR (ADD LINES 60 AND 110).....	120	1235	1577	242	111	4197	312	308	8012
JUDICIAL DISPOSITIONS.....									
GUILTY PLEAS.....	130	249	212	64	19	38	0	0	582
INFORMAL CIVIL HEARINGS BY JUDGE.....	140	0	0	0	0	3	0	0	3
FORMAL CIVIL HEARINGS BY JUDGE.....	145	0	0	0	0	38	0	0	38
TRIALS WITHOUT JURY.....	150	5	11	0	1	0	8	37	65
TRIALS BY JURY.....	155	11	8	0	1	0	2	0	22
DISMISSALS.....	160	92	395	15	6	18	55	59	645
PRELIMINARY EXAMS WAIVED.....	170	0	30	0	0	0	0	0	30
PRELIMINARY EXAMS CONDUCTED.....	175	4	58	0	0	0	0	0	62
BENCH WARRANTS.....	180	34	32	1	0	0	4	0	71
NO PROGRESS.....	185	0	0	0	0	0	25	52	82
OTHER JUDICIAL DISPOSITIONS.....	190	0	0	0	0	267	118	98	495
SUBTOTAL (ADD LINES 130 THROUGH 190).....	200	395	746	80	27	364	212	246	2095
OTHER DISPOSITIONS.....									
MAGISTRATES - GUILTY AND ADMISSIONS.....	210	527	620		71	3600	0	0	4921
MAGISTRATES - INFORMAL HEARINGS - CIVIL.....	215	0	0	0	0	62	0	0	62
TRAFFIC BUREAU.....	220	0	0	0	0	0	0	0	0
NON-SERVICE.....	230	73	47	15	4	0	0	0	139
SUBTOTAL (ADD LINES 210 THROUGH 230).....	240	600	667	118	75	3662	0	0	5122
TOTAL DISPOSITIONS (ADD LINES 200 AND 240).....	250	995	1413	198	102	4026	212	246	7217
PENDING CASES AT THE END OF YEAR.....									
INACTIVE: BENCH WARRANTS (LINES 10 - 90 + 180).....	260	33	30	0	2	0	3	0	68
INACTIVE: NON-SERVICE (LINES 20 - 95 + 230).....	270	128	66	13	7	12	0	0	226
ACTIVE PENDING (SUBTRACT LINE 250 FROM LINE 120).....	280	240	164	44	9	171	100	62	795
TOTAL CASES PENDING AT END OF YEAR(LINES 260+270+280).....	290	401	260	57	18	183	103	62	1089
CIVIL CASES PENDING OVER 1 YEAR.....	300	0	0	0	0	0	0	0	0

REGION 4

DISTRICT #82-3

OSCODA COUNTY

* C R I M I N A L *					* C I V I L *				T

* STATE OFFENSE * ORDINANCE *					* CIVIL * * * * *				O

L	* NON	* NON	* NON	* CIVIL	* * * * *	* SUM-	* * * * *	A	
I	* TRAF-	* TRAF-	* TRAF-	* TRAF-	* CTIONS*	CIVIL	* SMALL * MARY	* L	
N	* FIC	* FIC	* FIC	* FIC	* * * * *	* * * * *	* CLAIMS* PROC.	* S	
E	* * * * *	* * * * *	* * * * *	* * * * *	* * * * *	* * * * *	* * * * *	* * * * *	

PENDING CASES AT THE BEGINNING OF THE YEAR.....									
INACTIVE BENCH WARRANTS.....	10	11	11	0	0	0	1	0	23
INACTIVE: NON-SERVICE.....	20	10	1	0	0	0	0	0	11
TOTAL (ADD LINES 10 AND 20).....	30	21	12	0	0	0	1	0	34
ACTIVE PENDING.....	40	110	195	1	0	176	12	22	516
NEW CASES FILED THIS YEAR.....	50	245	529	28	1	1150	48	70	2078
SUBTOTAL ACTIVE.....	60	355	724	29	1	1326	60	92	2594
RE-OPENED CASES.....									
REMANDS FROM HIGHER COURTS.....	70	4	0	0	0	2	0	0	6
PROBATION VIOLATIONS.....	80	0	4	0	0	0	0	0	4
MISTRIALS.....	85	0	0	0	0	0	0	0	0
APPEARANCE AFTER BENCH WARRANT ISSUED.....	90	8	10	0	0	0	0	0	18
SERVICE MADE/ARRAIGNMENT.....	95	1	0	0	0	0	0	0	1
APPEALS FROM MAGISTRATES.....	100	0	0	0	0	0	0	0	0
OTHER.....	105	1	4	0	0	0	1	3	9
SUBTOTAL (ADD LINES 70 THROUGH 100).....	110	14	18	0	0	2	1	3	38
TOTAL ACTIVE CASELOAD THIS YEAR (ADD LINES 60 AND 110).....	120	369	742	29	1	1328	61	95	2632
JUDICIAL DISPOSITIONS.....									
GUILTY PLEAS.....	130	119	81	0	0	0	0	0	200
INFORMAL CIVIL HEARINGS BY JUDGE.....	140	0	0	0	0	0	0	0	0
FORMAL CIVIL HEARINGS BY JUDGE.....	145	0	0	0	0	11	0	0	11
TRIALS WITHOUT JURY.....	150	10	21	0	0	0	5	2	38
TRIALS BY JURY.....	155	0	5	0	0	0	2	0	7
DISMISSALS.....	160	23	29	0	0	46	12	37	147
PRELIMINARY EXAMS WAIVED.....	170	0	11	0	0	0	0	0	11
PRELIMINARY EXAMS CONDUCTED.....	175	2	18	0	0	0	0	0	20
BENCH WARRANTS.....	180	13	15	0	0	0	0	0	28
NO PROGRESS.....	185	0	0	0	0	0	0	0	0
OTHER JUDICIAL DISPOSITIONS.....	190	15	20	0	0	66	22	49	176
SUBTOTAL (ADD LINES 130 THROUGH 190).....	200	182	200	0	0	123	41	88	638
OTHER DISPOSITIONS.....									
MAGISTRATES - GUILTY AND ADMISSIONS.....	210	78	357	25	1	1125	0	0	1586
MAGISTRATES - INFORMAL HEARINGS - CIVIL.....	215	0	0	0	0	14	0	0	14
TRAFFIC BUREAU.....	220	0	0	0	0	0	0	0	0
NON-SERVICE.....	230	0	0	0	0	0	4	0	4
SUBTOTAL (ADD LINES 210 THROUGH 230).....	240	78	357	25	1	1139	4	0	1604
TOTAL DISPOSITIONS (ADD LINES 200 AND 240).....	250	260	557	25	1	1262	45	88	2242
PENDING CASES AT THE END OF YEAR.....									
INACTIVE: BENCH WARRANTS (LINES 10 - 90 + 180).....	260	16	16	0	0	0	1	0	33
INACTIVE: NON-SERVICE (LINES 20 - 95 + 230).....	270	9	1	0	0	0	4	0	14
ACTIVE PENDING (SUBTRACT LINE 250 FROM LINE 120).....	280	109	185	4	0	66	16	7	390
TOTAL CASES PENDING AT END OF YEAR(LINES 260+270+280).....	290	134	202	4	0	66	21	7	437
CIVIL CASES PENDING OVER 1 YEAR.....	300	0	0	0	0	0	0	0	0

REGION 4

DISTRICT #82

COURT SUMMARY

	* C R I M I N A L *				* C I V I L *				* T *
	*****				*****				0
	* STATE OFFENSE *	* ORDINANCE *			* CIVIL *			* SUM-	* T *
L	*****				*****				A
I	* NON	* NON			* INFRA			* SMALL	* MARY
N	* TRAF-	* TRAF-	* TRAF-	* TRAF-	* CTIONS*	* CIVIL	* CLAIMS*	* PROC.	* S
E	* FIC	* FIC	* FIC	* FIC					*

PENDING CASES AT THE BEGINNING OF THE YEAR.....									
INACTIVE BENCH WARRANTS.....	10	37	33	3	2	0	1	0	76
INACTIVE: NON-SERVICE.....	20	186	96	23	5	12	0	0	322
TOTAL (ADD LINES 10 AND 20).....	30	223	129	26	7	12	1	0	398
ACTIVE PENDING.....	40	424	777	43	8	641	138	99	2137
NEW CASES FILED THIS YEAR.....	50	1203	2167	190	80	5264	302	369	9616
SUBTOTAL ACTIVE.....	60	1627	2944	233	88	5905	440	468	11753
RE-OPENED CASES.....									
REMANDS FROM HIGHER COURTS.....	70	4	0	0	0	2	0	0	6
PROBATION VIOLATIONS.....	80	0	4	0	0	0	0	0	4
MISTRIALS.....	85	0	1	0	0	0	0	0	1
APPEARANCE AFTER BENCH WARRANT ISSUED.....	90	33	31	4	0	0	1	0	69
SERVICE MADE/ARRAIGNMENT.....	95	92	66	25	2	0	0	0	185
APPEALS FROM MAGISTRATES.....	100	2	0	5	0	1	0	0	8
OTHER.....	105	12	72	4	22	20	1	3	134
SUBTOTAL (ADD LINES 70 THROUGH 100).....	110	143	174	38	24	23	2	3	407
TOTAL ACTIVE CASELOAD THIS YEAR (ADD LINES 60 AND 110).....	120	1770	3118	271	112	5928	442	471	12160
JUDICIAL DISPOSITIONS.....									
GUILTY PLEAS.....	130	391	346	64	19	38	0	0	858
INFORMAL CIVIL HEARINGS BY JUDGE.....	140	0	0	0	0	3	0	0	3
FORMAL CIVIL HEARINGS BY JUDGE.....	145	0	0	0	0	49	0	0	49
TRIALS WITHOUT JURY.....	150	16	39	0	1	0	13	57	129
TRIALS BY JURY.....	155	11	16	0	1	0	4	0	32
DISMISSALS.....	160	119	433	15	6	64	67	102	811
PRELIMINARY EXAMS WAIVED.....	170	0	54	0	0	0	0	0	54
PRELIMINARY EXAMS CONDUCTED.....	175	6	88	0	0	0	0	0	94
BENCH WARRANTS.....	180	48	48	1	0	0	4	0	101
NO PROGRESS.....	185	0	0	0	0	0	35	52	92
OTHER JUDICIAL DISPOSITIONS.....	190	22	70	0	0	333	180	186	817
SUBTOTAL (ADD LINES 130 THROUGH 190).....	200	613	1094	80	27	487	303	397	3040
OTHER DISPOSITIONS.....									
MAGISTRATES - GUILTY AND ADMISSIONS.....	210	712	1487	128	72	5073	0	0	7472
MAGISTRATES - INFORMAL HEARINGS - CIVIL.....	215	0	0	0	0	91	0	0	91
TRAFFIC BUREAU.....	220	0	0	0	0	0	0	0	0
NON-SERVICE.....	230	73	50	15	4	0	4	0	146
SUBTOTAL (ADD LINES 210 THROUGH 230).....	240	785	1537	143	76	5164	4	0	7709
TOTAL DISPOSITIONS (ADD LINES 200 AND 240).....	250	1398	2631	223	103	5651	307	397	10749
PENDING CASES AT THE END OF YEAR.....									
INACTIVE: BENCH WARRANTS (LINES 10 - 90 + 180).....	260	52	50	0	2	0	4	0	108
INACTIVE: NON-SERVICE (LINES 20 - 95 + 230).....	270	167	80	13	7	12	4	0	283
ACTIVE PENDING (SUBTRACT LINE 250 FROM LINE 120).....	280	372	487	48	9	277	135	74	1411
TOTAL CASES PENDING AT END OF YEAR(LINES 260+270+280).....	290	591	617	61	18	289	143	74	1802
CIVIL CASES PENDING OVER 1 YEAR.....	300	0	0	0	0	0	5	0	5

REGION 4

DISTRICT #84-1

MISSAUKEE COUNTY

* C R I M I N A L *					* C I V I L *				* T *	

* STATE OFFENSE *					* O R D I N A N C E *		* C I V I L *		* S U M - * * *	

L	* N O N *	* N O N *	* I N F R A *	* C T I O N S *	CIVIL	* S M A L L *	* M A R Y *	* A *		
N	* T R A F - *	* T R A F - *	* T R A F - *	* T R A F - *	CIVIL	* C L A I M S *	* P R O C . *	* L *		
E	* F I C *	* F I C *	* F I C *	* F I C *				* S *		

PENDING CASES AT THE BEGINNING OF THE YEAR.....										
INACTIVE BENCH WARRANTS.....	10	2	49	0	1	27	0	3	0	82
INACTIVE: NON-SERVICE.....	20	7	87	3	0	48	0	0	0	145
TOTAL (ADD LINES 10 AND 20).....	30	9	136	3	1	75	0	3	0	227
ACTIVE PENDING.....	40	14	38	0	0	38	31	18	2	141
NEW CASES FILED THIS YEAR.....	50	261	360	0	0	436	80	110	9	1256
SUBTOTAL ACTIVE.....	60	275	398	0	0	474	111	128	11	1397
RE-OPENED CASES.....										
REMANDS FROM HIGHER COURTS.....	70	0	2	0	0	0	0	0	0	2
PROBATION VIOLATIONS.....	80	0	1	0	0	0	0	0	0	1
MISTRIALS.....	85	0	0	0	0	0	0	0	0	0
APPEARANCE AFTER BENCH WARRANT ISSUED.....	90	12	27	0	0	19	0	2	0	60
SERVICE MADE/ARRAIGNMENT.....	95	15	34	1	0	46	0	0	0	96
APPEALS FROM MAGISTRATES.....	100	0	0	0	0	0	0	0	0	0
OTHER.....	105	10	34	0	0	18	1	9	0	72
SUBTOTAL (ADD LINES 70 THROUGH 100).....	110	37	98	1	0	83	1	11	0	231
TOTAL ACTIVE CASELOAD THIS YEAR (ADD LINES 60 AND 110).....	120	312	496	1	0	557	112	139	11	1628
JUDICIAL DISPOSITIONS.....										
GUILTY PLEAS.....	130	228	335	1	0	22	0	0	0	586
INFORMAL CIVIL HEARINGS BY JUDGE.....	140	0	0	0	0	12	0	0	0	12
FORMAL CIVIL HEARINGS BY JUDGE.....	145	0	0	0	0	5	0	0	0	5
TRIALS WITHOUT JURY.....	150	2	4	0	0	0	4	29	5	44
TRIALS BY JURY.....	155	2	3	0	0	0	0	0	0	5
DISMISSALS.....	160	33	20	0	0	2	0	2	0	57
PRELIMINARY EXAMS WAIVED.....	170	2	14	0	0	0	0	0	0	16
PRELIMINARY EXAMS CONDUCTED.....	175	0	17	0	0	0	0	0	0	17
BENCH WARRANTS.....	180	16	30	0	0	12	0	5	0	63
NO PROGRESS.....	185	0	0	0	0	0	10	0	0	10
OTHER JUDICIAL DISPOSITIONS.....	190	5	20	0	0	2	65	88	4	184
SUBTOTAL (ADD LINES 130 THROUGH 190).....	200	288	443	1	0	55	79	124	9	999
OTHER DISPOSITIONS.....										
MAGISTRATES - GUILTY AND ADMISSIONS.....	210	0	0	0	0	0	0	0	0	0
MAGISTRATES - INFORMAL HEARINGS - CIVIL.....	215	0	0	0	0	0	0	0	0	0
TRAFFIC BUREAU.....	220	0	0	0	0	460	0	0	0	460
NON-SERVICE.....	230	18	33	0	0	31	0	0	0	82
SUBTOTAL (ADD LINES 210 THROUGH 230).....	240	18	33	0	0	491	0	0	0	542
TOTAL DISPOSITIONS (ADD LINES 200 AND 240).....	250	306	476	1	0	546	79	124	9	1541
PENDING CASES AT THE END OF YEAR.....										
INACTIVE: BENCH WARRANTS (LINES 10 - 90 + 180).....	260	6	52	0	1	20	0	6	0	85
INACTIVE: NON-SERVICE (LINES 20 - 95 + 230).....	270	10	86	2	0	33	0	0	0	131
ACTIVE PENDING (SUBTRACT LINE 250 FROM LINE 120).....	280	6	20	0	0	11	33	15	2	87
TOTAL CASES PENDING AT END OF YEAR(LINES 260+270+280).....	290	22	158	2	1	64	33	21	2	303
CIVIL CASES PENDING OVER 1 YEAR.....	300	0	0	0	0	0	0	0	0	0

REGION 4

DISTRICT #84-2

WEXFORD COUNTY

* C R I M I N A L *					* C I V I L *				* T *	

* STATE OFFENSE * ORDINANCE *					* CIVIL *		* SMALL * MARY *		* SUM- * PROC. *	

L	* TRAF-	* TRAF-	* TRAF-	* TRAF-	* CIVIL *	* CIVIL *	* CLAIMS *	* PROC. *	* SUM- *	* T *
I	* FIC	* FIC	* FIC	* FIC	* CTIONS *	* CIVIL *	* CLAIMS *	* PROC. *	* MARY *	* A *
N	* FIC	* FIC	* FIC	* FIC	* CTIONS *	* CIVIL *	* CLAIMS *	* PROC. *	* MARY *	* L *
E	* FIC	* FIC	* FIC	* FIC	* CTIONS *	* CIVIL *	* CLAIMS *	* PROC. *	* MARY *	* S *

PENDING CASES AT THE BEGINNING OF THE YEAR.....										
INACTIVE BENCH WARRANTS.....	10	92	20	2	0	4	2	1	0	121
INACTIVE; NON-SERVICE.....	20	24	122	0	1	9	58	46	4	264
TOTAL (ADD LINES 10 AND 20).....	30	116	142	2	1	13	60	47	4	385
ACTIVE PENDING.....	40	13	23	10	14	26	172	278	26	562
NEW CASES FILED THIS YEAR.....	50	868	759	111	132	2325	294	689	31	5209
SUBTOTAL ACTIVE.....	60	881	782	121	146	2351	466	967	57	5771
RE-OPENED CASES.....										
REMANDS FROM HIGHER COURTS.....	70	1	2	0	0	0	2	0	2	7
PROBATION VIOLATIONS.....	80	0	6	0	0	0	0	0	0	6
MISTRIALS.....	85	0	0	0	0	0	0	0	0	0
APPEARANCE AFTER BENCH WARRANT ISSUED.....	90	12	13	2	0	5	0	0	0	32
SERVICE MADE/ARRAIGNMENT.....	95	17	55	0	11	7	98	87	5	280
APPEALS FROM MAGISTRATES.....	100	0	0	0	0	0	0	0	0	0
OTHER.....	105	40	4	0	10	84	0	0	0	138
SUBTOTAL (ADD LINES 70 THROUGH 100).....	110	70	80	2	21	96	100	87	7	463
TOTAL ACTIVE CASELOAD THIS YEAR (ADD LINES 60 AND 110).....	120	951	862	123	167	2447	566	1054	64	6234
JUDICIAL DISPOSITIONS.....										
GUILTY PLEAS.....	130	250	325	45	127	633	0	0	0	1380
INFORMAL CIVIL HEARINGS BY JUDGE.....	140	0	0	0	0	7	0	0	0	7
FORMAL CIVIL HEARINGS BY JUDGE.....	145	0	0	0	0	3	0	0	0	3
TRIALS WITHOUT JURY.....	150	2	0	0	0	6	11	50	6	75
TRIALS BY JURY.....	155	8	8	0	0	0	2	0	0	18
DISMISSALS.....	160	336	25	-21	17	131	73	152	7	762
PRELIMINARY EXAMS WAIVED.....	170	0	25	0	0	0	0	0	0	25
PRELIMINARY EXAMS CONDUCTED.....	175	1	75	0	0	0	0	0	0	76
BENCH WARRANTS.....	180	50	59	9	5	53	0	0	0	176
NO PROGRESS.....	185	0	0	0	0	0	9	37	1	47
OTHER JUDICIAL DISPOSITIONS.....	190	7	56	32	0	6	290	574	39	1004
SUBTOTAL (ADD LINES 130 THROUGH 190).....	200	654	573	107	149	839	385	813	53	3573
OTHER DISPOSITIONS.....										
MAGISTRATES - GUILTY AND ADMISSIONS.....	210	81	92	26	3	0	0	0	0	202
MAGISTRATES - INFORMAL HEARINGS - CIVIL.....	215	0	0	0	0	0	0	0	0	0
TRAFFIC BUREAU.....	220	92	0	12	0	1392	0	0	0	1496
NON-SERVICE.....	230	2	112	1	10	0	69	117	7	318
SUBTOTAL (ADD LINES 210 THROUGH 230).....	240	175	204	39	13	1392	69	117	7	2016
TOTAL DISPOSITIONS (ADD LINES 200 AND 240).....	250	829	777	146	162	2231	454	930	60	5589
PENDING CASES AT THE END OF YEAR.....										
INACTIVE: BENCH WARRANTS (LINES 10 - 90 + 180).....	260	130	66	9	5	52	2	1	0	265
INACTIVE: NON-SERVICE (LINES 20 - 95 + 230).....	270	9	179	1	0	2	29	76	6	302
ACTIVE PENDING (SUBTRACT LINE 250 FROM LINE 120).....	280	122	85	-23	5	216	112	124	4	645
TOTAL CASES PENDING AT END OF YEAR(LINES 260+270+280).....	290	261	330	-13	10	270	143	201	10	1212
CIVIL CASES PENDING OVER 1 YEAR.....	300	0	0	0	0	0	0	0	0	0

REGION 4

DISTRICT #84

COURT SUMMARY

* C R I M I N A L					* C I V I L				* T

* STATE OFFENSE * ORDINANCE * * * * *									

L	* NON * NON * CIVIL * * * * *				CIVIL * * * * *	* SUM-		* A	*
I	* TRAF-	* TRAF-	* TRAF-	* TRAF-	* INFRA * * * * *	* SMALL	* MARY	* * * * *	* * * * *
N	* FIC	* FIC	* FIC	* FIC	* CTIONS*	CIVIL	* CLAIMS*	PROC.	* S
E	*****								

PENDING CASES AT THE BEGINNING OF THE YEAR.....									
INACTIVE BENCH WARRANTS.....	10	94	69	2	1	31	2	4	0
INACTIVE: NON-SERVICE.....	20	31	209	3	1	57	58	46	4
TOTAL (ADD LINES 10 AND 20).....	30	125	278	5	2	88	60	50	4
ACTIVE PENDING.....	40	27	61	10	14	64	203	296	28
NEW CASES FILED THIS YEAR.....	50	1129	1119	111	132	2761	374	799	40
SUBTOTAL ACTIVE.....	60	1156	1180	121	146	2825	577	1095	68
RE-OPENED CASES.....									
REMANDS FROM HIGHER COURTS.....	70	1	4	0	0	0	2	0	2
PROBATION VIOLATIONS.....	80	0	7	0	0	0	0	0	0
MISTRIALS.....	85	0	0	0	0	0	0	0	0
APPEARANCE AFTER BENCH WARRANT ISSUED.....	90	24	40	2	0	24	0	2	0
SERVICE MADE/ARRAIGNMENT.....	95	32	89	1	11	53	98	87	5
APPEALS FROM MAGISTRATES.....	100	0	0	0	0	0	0	0	0
OTHER.....	105	50	38	0	10	102	1	9	0
SUBTOTAL (ADD LINES 70 THROUGH 100).....	110	107	178	3	21	179	101	98	7
TOTAL ACTIVE CASELOAD THIS YEAR (ADD LINES 60 AND 110).....	120	1263	1358	124	167	3004	678	1193	75
JUDICIAL DISPOSITIONS.....									
GUILTY PLEAS.....	130	478	360	46	127	655	0	0	0
INFORMAL CIVIL HEARINGS BY JUDGE.....	140	0	0	0	0	19	0	0	0
FORMAL CIVIL HEARINGS BY JUDGE.....	145	0	0	0	0	8	0	0	0
TRIALS WITHOUT JURY.....	150	4	4	0	0	6	15	79	11
TRIALS BY JURY.....	155	10	11	0	0	0	2	0	0
DISMISSALS.....	160	369	45	21	17	133	73	154	7
PRELIMINARY EXAMS WAIVED.....	170	2	39	0	0	0	0	0	0
PRELIMINARY EXAMS CONDUCTED.....	175	1	92	0	0	0	0	0	0
BENCH WARRANTS.....	180	66	89	9	5	65	0	5	0
NO PROGRESS.....	185	0	0	0	0	0	19	37	1
OTHER JUDICIAL DISPOSITIONS.....	190	12	76	32	0	8	355	662	43
SUBTOTAL (ADD LINES 130 THROUGH 190).....	200	942	1016	108	149	894	464	937	62
OTHER DISPOSITIONS.....									
MAGISTRATES - GUILTY AND ADMISSIONS.....	210	81	92	26	3	0	0	0	0
MAGISTRATES - INFORMAL HEARINGS - CIVIL.....	215	0	0	0	0	0	0	0	0
TRAFFIC BUREAU.....	220	92	0	12	0	1852	0	0	0
NON-SERVICE.....	230	20	145	1	10	31	69	117	7
SUBTOTAL (ADD LINES 210 THROUGH 230).....	240	193	237	39	13	1883	69	117	7
TOTAL DISPOSITIONS (ADD LINES 200 AND 240).....	250	1135	1253	147	162	2777	533	1054	69
PENDING CASES AT THE END OF YEAR.....									
INACTIVE: BENCH WARRANTS (LINES 10 - 90 + 180).....	260	136	118	9	6	72	2	7	0
INACTIVE: NON-SERVICE (LINES 20 - 95 + 230).....	270	19	265	3	0	35	29	76	6
ACTIVE PENDING (SUBTRACT LINE 250 FROM LINE 120).....	280	128	105	-23	5	227	145	139	6
TOTAL CASES PENDING AT END OF YEAR(LINES 260+270+280).....	290	283	488	-11	11	334	176	222	12
CIVIL CASES PENDING OVER 1 YEAR.....	300	0	0	0	0	0	0	0	0

REGION 4

DISTRICT #85-1

BENZIE COUNTY

* C R I M I N A L *					* C I V I L *					
* STATE OFFENSE * ORDINANCE *					* T *					
L *****					O *					
I * TRAF- * NON * TRAF- * NON * TRAF- * TRAF- * CTIONS * CIVIL * SMALL * MARY * L *					T *					
E * FIC * FIC * FIC * FIC *					S *					

PENDING CASES AT THE BEGINNING OF THE YEAR.....										
INACTIVE BENCH WARRANTS.....	10	32	12	0	0	0	0	0	0	44
INACTIVE: NON-SERVICE.....	20	2	41	0	0	0	26	13	4	86
TOTAL (ADD LINES 10 AND 20).....	30	34	53	0	0	0	26	13	4	130
ACTIVE PENDING.....	40	15	25	0	0	36	4	3	3	86
NEW CASES FILED THIS YEAR.....	50	542	565	0	7	1109	156	155	24	2558
SUBTOTAL ACTIVE.....	60	557	590	0	7	1145	160	158	27	2644
RE-OPENED CASES.....										
REMANDS FROM HIGHER COURTS.....	70	1	4	0	0	0	0	0	0	5
PROBATION VIOLATIONS.....	80	0	0	0	0	0	0	0	0	0
MISTRIALS.....	85	0	0	0	0	0	0	0	0	0
APPEARANCE AFTER BENCH WARRANT ISSUED.....	90	7	5	0	0	0	0	0	0	12
SERVICE MADE/ARRAIGNMENT.....	95	1	28	0	2	0	67	45	13	156
APPEALS FROM MAGISTRATES.....	100	0	0	0	0	1	0	0	0	1
OTHER.....	105	0	0	0	0	1	12	1	0	14
SUBTOTAL (ADD LINES 70 THROUGH 100).....	110	9	37	0	2	2	79	46	13	188
TOTAL ACTIVE CASELOAD THIS YEAR (ADD LINES 60 AND 110).....	120	566	627	0	9	1147	239	204	40	2832
JUDICIAL DISPOSITIONS.....										
GUILTY PLEAS.....	130	210	111	0	1	7	0	0	0	329
INFORMAL CIVIL HEARINGS BY JUDGE.....	140	0	0	0	0	4	0	0	0	4
FORMAL CIVIL HEARINGS BY JUDGE.....	145	0	0	0	0	8	0	0	0	8
TRIALS WITHOUT JURY.....	150	8	8	0	0	0	2	27	3	48
TRIALS BY JURY.....	155	0	5	0	0	0	5	0	0	10
DISMISSALS.....	160	39	66	0	0	6	46	62	5	224
PRELIMINARY EXAMS WAIVED.....	170	8	54	0	0	0	0	0	0	62
PRELIMINARY EXAMS CONDUCTED.....	175	6	72	0	0	0	0	0	0	78
BENCH WARRANTS.....	180	9	6	0	0	0	0	0	0	15
NO PROGRESS.....	185	0	0	0	0	0	16	1	2	19
OTHER JUDICIAL DISPOSITIONS.....	190	6	0	0	0	277	98	65	18	464
SUBTOTAL (ADD LINES 130 THROUGH 190).....	200	286	322	0	1	302	167	155	28	1261
OTHER DISPOSITIONS.....										
MAGISTRATES - GUILTY AND ADMISSIONS.....	210	248	263	0	4	808	0	0	0	1323
MAGISTRATES - INFORMAL HEARINGS - CIVIL.....	215	0	0	0	0	22	0	0	0	22
TRAFFIC BUREAU.....	220	0	0	0	0	0	0	0	0	0
NON-SERVICE.....	230	3	24	0	2	0	72	48	11	160
SUBTOTAL (ADD LINES 210 THROUGH 230).....	240	251	287	0	6	830	72	48	11	1505
TOTAL DISPOSITIONS (ADD LINES 200 AND 240).....	250	537	609	0	7	1132	239	203	39	2766
PENDING CASES AT THE END OF YEAR.....										
INACTIVE: BENCH WARRANTS (LINES 10 - 90 + 180).....	260	34	13	0	0	0	0	0	0	47
INACTIVE: NON-SERVICE (LINES 20 - 95 + 230).....	270	4	37	0	0	0	31	16	2	90
ACTIVE PENDING (SUBTRACT LINE 250 FROM LINE 120).....	280	29	18	0	2	15	0	1	1	66
TOTAL CASES PENDING AT END OF YEAR(LINES 260+270+280).....	290	67	68	0	2	15	31	17	3	203
CIVIL CASES PENDING OVER 1 YEAR.....	300	0	0	0	0	0	0	0	0	0

REGION 4

DISTRICT #85-2

MANISTEE COUNTY

	* C R I M I N A L *				* C I V I L *				T
	* STATE OFFENSE * ORDINANCE *				* CIVIL * * SUM- * A				O
	* N D N *	* N D N *	* I N F R A *	* S M A L L * M A R Y *	* C T I O N S *	* C I V I L *	* C L A I M S *	* P R O C. *	L
	* T R A F - * F I C *	* T R A F - * F I C *	* T R A F - * F I C *	* T R A F - * F I C *					S
PENDING CASES AT THE BEGINNING OF THE YEAR.....	10	5	0	0	0	0	0	0	5
INACTIVE BENCH WARRANTS.....	20	49	2	0	0	0	0	0	51
INACTIVE: NON-SERVICE.....	30	54	2	0	0	0	0	0	56
TOTAL (ADD LINES 10 AND 20).....	40	225	47	0	25	93	184	88	17
ACTIVE PENDING.....	50	746	938	8	33	1578	407	290	10
NEW CASES FILED THIS YEAR.....	60	971	985	8	58	1671	591	378	27
SUBTOTAL ACTIVE.....									
RE-OPENED CASES.....	70	0	0	0	0	0	0	0	0
REMANDS FROM HIGHER COURTS.....	80	0	0	0	0	0	0	0	0
PROBATION VIOLATIONS.....	85	0	0	0	0	0	0	0	0
MISTRIALS.....	90	0	0	0	0	0	0	0	0
APPEARANCE AFTER BENCH WARRANT ISSUED.....	95	23	0	0	0	0	0	0	23
SERVICE MADE/ARRAIGNMENT.....	100	0	0	0	0	0	0	0	0
APPEALS FROM MAGISTRATES.....	105	0	0	0	0	0	0	0	0
OTHER.....	110	23	0	0	0	0	0	0	23
SUBTOTAL (ADD LINES 70 THROUGH 100).....	120	994	985	8	58	1671	591	378	27
TOTAL ACTIVE CASELOAD THIS YEAR (ADD LINES 60 AND 110).....									
JUDICIAL DISPOSITIONS.....	130	180	204	2	19	2	0	0	407
GUILTY PLEAS.....	140	0	0	0	0	1	0	0	1
INFORMAL CIVIL HEARINGS BY JUDGE.....	145	0	0	0	0	9	0	0	9
FORMAL CIVIL HEARINGS BY JUDGE.....	150	1	6	0	0	0	4	36	2
TRIALS WITHOUT JURY.....	155	0	2	0	0	0	3	0	5
TRIALS BY JURY.....	160	50	39	0	1	1	106	145	6
DISMISSALS.....	170	0	35	0	0	0	0	0	35
PRELIMINARY EXAMS WAIVED.....	175	1	36	0	0	0	0	0	37
PRELIMINARY EXAMS CONDUCTED.....	180	0	0	0	0	0	0	0	0
BENCH WARRANTS.....	185	0	0	0	0	0	71	66	2
NO PROGRESS.....	190	33	1	0	0	0	252	97	15
OTHER JUDICIAL DISPOSITIONS.....	200	265	323	2	20	13	436	344	25
SUBTOTAL (ADD LINES 130 THROUGH 190).....	210	601	626	3	10	1592	0	0	2832
OTHER DISPOSITIONS.....	215	0	0	0	0	47	0	0	47
MAGISTRATES - GUILTY AND ADMISSIONS.....	220	0	0	0	0	0	0	0	0
MAGISTRATES - INFORMAL HEARINGS - CIVIL.....	230	0	0	0	0	0	0	0	0
TRAFFIC BUREAU.....	235	0	0	0	0	0	0	0	0
NON-SERVICE.....	240	601	626	3	10	1639	0	0	2879
SUBTOTAL (ADD LINES 210 THROUGH 230).....	250	866	949	5	30	1652	436	344	25
TOTAL DISPOSITIONS (ADD LINES 200 AND 240).....									
PENDING CASES AT THE END OF YEAR.....	260	5	0	0	0	0	0	0	5
INACTIVE: BENCH WARRANTS (LINES 10 - 90 + 180).....	270	26	2	0	0	0	0	0	28
INACTIVE: NON-SERVICE (LINES 20 - 95 + 230).....	280	128	36	3	28	19	155	34	2
ACTIVE PENDING (SUBTRACT LINE 250 FROM LINE 120).....	290	159	38	3	28	19	155	34	2
TOTAL CASES PENDING AT END OF YEAR(LINES 260+270+280).....									
CIVIL CASES PENDING OVER 1 YEAR.....	300	0	0	0	0	0	42	7	3

REGION 4

DISTRICT #85

COURT SUMMARY

* C R I M I N A L *					* C I V I L *				* T *

* STATE OFFENSE *	* O R D I N A N C E *				* C I V I L *	* S U M -	* M A R Y *	* A L S *	
L	* N O N	* N O N	* I N F R A	* C T I O N S *	* C I V I L *	* S M A L L	* P R O C .	* S *	
N	* T R A F -	* T R A F -	* T R A F -	* T R A F -	* C I V I L *	* C L A I M S *	* S *		
E	* F I C	* F I C	* F I C	* F I C	*****				
PENDING CASES AT THE BEGINNING OF THE YEAR.....									
INACTIVE BENCH WARRANTS.....	10	37	12	0	0	0	0	0	49
INACTIVE: NON-SERVICE.....	20	51	43	0	0	0	26	13	137
TOTAL (ADD LINES 10 AND 20).....	30	88	55	0	0	0	26	13	186
ACTIVE PENDING.....	40	240	72	0	25	129	188	91	765
NEW CASES FILED THIS YEAR.....	50	1288	1503	8	40	2687	563	445	6568
SUBTOTAL ACTIVE.....	60	1528	1575	8	65	2816	751	536	7333
RE-OPENED CASES.....									
REMANDS FROM HIGHER COURTS.....	70	1	4	0	0	0	0	0	5
PROBATION VIOLATIONS.....	80	0	0	0	0	0	0	0	0
MISTRIALS.....	85	0	0	0	0	0	0	0	0
APPEARANCE AFTER BENCH WARRANT ISSUED.....	90	7	5	0	0	0	0	0	12
SERVICE MADE/ARRAIGNMENT.....	95	24	28	0	2	0	67	45	179
APPEALS FROM MAGISTRATES.....	100	0	0	0	0	1	0	0	1
OTHER.....	105	0	0	0	0	1	12	1	14
SUBTOTAL (ADD LINES 70 THROUGH 100).....	110	32	37	0	2	2	79	46	211
TOTAL ACTIVE CASELOAD THIS YEAR (ADD LINES 60 AND 110).....	120	1560	1612	8	67	2818	830	582	7544
JUDICIAL DISPOSITIONS.....									
GUILTY PLEAS.....	130	390	315	2	20	9	0	0	736
INFORMAL CIVIL HEARINGS BY JUDGE.....	140	0	0	0	0	5	0	0	5
FORMAL CIVIL HEARINGS BY JUDGE.....	145	0	0	0	0	17	0	0	17
TRIALS WITHOUT JURY.....	150	9	14	0	0	0	6	63	97
TRIALS BY JURY.....	155	0	7	0	0	0	8	0	15
DISMISSALS.....	160	89	105	0	1	7	152	207	572
PRELIMINARY EXAMS WAIVED.....	170	8	89	0	0	0	0	0	97
PRELIMINARY EXAMS CONDUCTED.....	175	7	108	0	0	0	0	0	115
BENCH WARRANTS.....	180	9	6	0	0	0	0	0	15
NO PROGRESS.....	185	0	0	0	0	0	87	67	158
OTHER JUDICIAL DISPOSITIONS.....	190	39	1	0	0	277	350	162	862
SUBTOTAL (ADD LINES 130 THROUGH 190).....	200	551	645	2	21	315	603	499	2689
OTHER DISPOSITIONS.....									
MAGISTRATES - GUILTY AND ADMISSIONS.....	210	849	889	3	14	2400	0	0	4155
MAGISTRATES - INFORMAL HEARINGS - CIVIL.....	215	0	0	0	0	69	0	0	69
TRAFFIC BUREAU.....	220	0	0	0	0	0	0	0	0
NON-SERVICE.....	230	3	24	0	2	0	72	48	160
SUBTOTAL (ADD LINES 210 THROUGH 230).....	240	852	913	3	16	2469	72	48	4384
TOTAL DISPOSITIONS (ADD LINES 200 AND 240).....	250	1403	1558	5	37	2784	675	547	7073
PENDING CASES AT THE END OF YEAR.....									
INACTIVE: BENCH WARRANTS (LINES 10 - 90 + 180).....	260	39	13	0	0	0	0	0	52
INACTIVE: NON-SERVICE (LINES 20 - 95 + 230).....	270	30	39	0	0	0	31	16	118
ACTIVE PENDING (SUBTRACT LINE 250 FROM LINE 120).....	280	157	54	3	30	34	155	35	471
TOTAL CASES PENDING AT END OF YEAR(LINES 260+270+280).....	290	226	106	3	30	34	186	51	641
CIVIL CASES PENDING OVER 1 YEAR.....	300	0	0	0	0	0	42	7	52

REGION SUMMARY

* CRIMINAL *					* CIVIL *				* T *	

* STATE OFFENSE *		* ORDINANCE *			* CIVIL *	* SUM-	* MARY *	* L *	* S *	

L	* NON	* NON	* NON	* NON	* CTIONS*	* CIVIL	* CLAIMS*	* PROC.	* A	
I	* TRAF-	* TRAF-	* TRAF-	* TRAF-						
N	* FIC	* FIC	* FIC	* FIC						
E										

PENDING CASES AT THE BEGINNING OF THE YEAR.....										
INACTIVE BENCH WARRANTS.....	10	801	479	115	115	31	52	31	0	1624
INACTIVE: NON-SERVICE.....	20	3191	1849	401	122	371	951	661	98	7644
TOTAL (ADD LINES 10 AND 20).....	30	3992	2328	516	237	402	1003	692	98	9268
ACTIVE PENDING.....	40	3400	2376	1754	554	3613	1882	1120	171	14870
NEW CASES FILED THIS YEAR.....	50	18499	22006	4561	2795	73633	6286	9082	1426	138288
SUBTOTAL ACTIVE.....	60	21899	24382	6315	3349	77246	8168	10202	1597	153158
RE-OPENED CASES.....										
REMANDS FROM HIGHER COURTS.....	70	15	129	1	1	4	9	0	2	161
PROBATION VIOLATIONS.....	80	41	128	17	36	0	0	0	0	222
MISTRIALS.....	85	0	1	0	0	0	0	0	0	1
APPEARANCE AFTER BENCH WARRANT ISSUED.....	90	371	378	65	56	25	27	18	0	940
SERVICE MADE/ARRAIGNMENT.....	95	2200	3276	405	346	460	2296	2785	380	12148
APPEALS FROM MAGISTRATES.....	100	3	4	5	0	90	0	0	0	102
OTHER.....	105	188	151	8	35	217	166	64	16	846
SUBTOTAL (ADD LINES 70 THROUGH 100).....	110	2819	4067	501	474	796	2498	2867	398	14420
TOTAL ACTIVE CASELOAD THIS YEAR (ADD LINES 60 AND 110).....	120	24718	28449	6816	3823	78042	10666	13069	1995	167578
JUDICIAL DISPOSITIONS.....										
GUILTY PLEAS.....	130	5793	5966	1126	1491	4348	0	0	0	18724
INFORMAL CIVIL HEARINGS BY JUDGE.....	140	0	0	0	0	48	0	0	0	48
FORMAL CIVIL HEARINGS BY JUDGE.....	145	0	0	0	0	341	0	0	0	341
TRIALS WITHOUT JURY.....	150	167	364	29	64	6	326	1264	233	2453
TRIALS BY JURY.....	155	104	185	19	19	0	67	43	2	439
DISMISSALS.....	160	2089	2466	555	455	1418	1296	2641	357	11277
PRELIMINARY EXAMS WAIVED.....	170	29	1244	0	0	0	0	0	0	1273
PRELIMINARY EXAMS CONDUCTED.....	175	33	1094	0	0	0	0	0	0	1127
BENCH WARRANTS.....	180	470	487	71	58	67	27	32	1	1213
NO PROGRESS.....	185	0	0	0	0	13	524	475	78	1090
OTHER JUDICIAL DISPOSITIONS.....	190	204	512	74	67	6406	3841	4490	715	16309
SUBTOTAL (ADD LINES 130 THROUGH 190).....	200	8889	12318	1874	2154	12647	6081	6945	1386	54294
OTHER DISPOSITIONS.....										
MAGISTRATES - GUILTY AND ADMISSIONS.....	210	9211	10415	1952	768	32016	0	0	0	54362
MAGISTRATES - INFORMAL HEARINGS - CIVIL.....	215	0	0	0	0	2637	0	0	0	2637
TRAFFIC BUREAU.....	220	1470	0	677	0	24259	0	0	0	26406
NON-SERVICE.....	230	1367	2856	244	308	725	2767	3249	462	11978
SUBTOTAL (ADD LINES 210 THROUGH 230).....	240	12048	13271	2873	1076	59637	2767	3249	462	95383
TOTAL DISPOSITIONS (ADD LINES 200 AND 240).....	250	20937	25589	4747	3230	72284	8848	12194	1848	149677
PENDING CASES AT THE END OF YEAR.....										
INACTIVE: BENCH WARRANTS (LINES 10 - 90 + 180).....	260	900	588	121	117	73	52	45	1	1897
INACTIVE: NON-SERVICE (LINES 20 - 95 + 230).....	270	2358	1429	240	84	636	1422	1125	180	7474
ACTIVE PENDING (SUBTRACT LINE 250 FROM LINE 120).....	280	3781	2860	2069	593	5758	1818	875	147	17901
TOTAL CASES PENDING AT END OF YEAR(LINES 260+270+280).....	290	7039	4877	2430	794	6467	3292	2045	328	27272
CIVIL CASES PENDING OVER 1 YEAR.....	300	0	0	0	0	0	128	13	7	148

REGION 5

DISTRICT #83-1

CRAWFORD COUNTY

	* C R I M I N A L *				* C I V I L *				* T *
	* S T A T E O F F E N S E *		* O R D I N A N C E *						* O *
L	*****				CIVIL			* S U M -	* A *
I	* N O N *	* N O N *	* I N F R A *	* S M A L L * M A R Y *	* C T I O N S +	* C I V I L *	* C L A I M S *	* P R O C . *	* L *
N	* T R A F -	* T R A F -	* T R A F -	* T R A F -					* S *
E	* F I C *	* F I C *	* F I C *	* F I C *					

PENDING CASES AT THE BEGINNING OF THE YEAR.....									
INACTIVE BENCH WARRANTS.....	10	3	7	0	0	0	0	0	10
INACTIVE: NON-SERVICE.....	20	107	160	0	0	12	36	36	354
TOTAL (ADD LINES 10 AND 20).....	30	110	167	0	0	12	36	36	364
ACTIVE PENDING.....	40	206	135	0	2	449	36	7	846
NEW CASES FILED THIS YEAR.....	50	919	813	0	12	3206	207	186	5391
SUBTOTAL ACTIVE.....	60	1125	948	0	14	3655	243	193	6237
RE-OPENED CASES.....									
REMANDS FROM HIGHER COURTS.....	70	0	0	0	0	0	0	0	0
PROBATION VIOLATIONS.....	80	0	0	0	0	0	0	0	0
MISTRIALS.....	85	0	0	0	0	0	0	0	0
APPEARANCE AFTER BENCH WARRANT ISSUED.....	90	0	0	0	0	0	0	0	0
SERVICE MADE/ARRAIGNMENT.....	95	17	108	0	0	3	90	53	287
APPEALS FROM MAGISTRATES.....	100	2	0	0	0	1	0	0	3
OTHER.....	105	0	1	0	0	0	2	0	3
SUBTOTAL (ADD LINES 70 THROUGH 100).....	110	19	109	0	0	4	92	53	293
TOTAL ACTIVE CASELOAD THIS YEAR (ADD LINES 60 AND 110).....	120	1144	1057	0	14	3659	335	246	6530
JUDICIAL DISPOSITIONS.....									
GUILTY PLEAS.....	130	126	79	0	1	15	0	0	221
INFORMAL CIVIL HEARINGS BY JUDGE.....	140	0	0	0	0	1	0	0	1
FORMAL CIVIL HEARINGS BY JUDGE.....	145	0	0	0	0	4	0	0	4
TRIALS WITHOUT JURY.....	150	2	5	0	2	0	0	0	9
TRIALS BY JURY.....	155	1	1	0	0	0	0	0	2
DISMISSALS.....	160	12	111	0	3	4	51	55	246
PRELIMINARY EXAMS WAIVED.....	170	0	16	0	0	0	0	0	16
PRELIMINARY EXAMS CONDUCTED.....	175	0	23	0	0	0	0	0	23
BENCH WARRANTS.....	180	6	5	0	0	0	0	0	11
NO PROGRESS.....	185	0	0	0	0	0	14	4	20
OTHER JUDICIAL DISPOSITIONS.....	190	8	9	0	1	124	134	109	425
SUBTOTAL (ADD LINES 130 THROUGH 190).....	200	155	249	0	7	148	199	168	978
OTHER DISPOSITIONS.....									
MAGISTRATES - GUILTY AND ADMISSIONS.....	210	233	551	0	0	3276	0	0	4060
MAGISTRATES - INFORMAL HEARINGS - CIVIL.....	215	0	0	0	0	49	0	0	49
TRAFFIC BUREAU.....	220	0	0	0	0	0	0	0	0
NON-SERVICE.....	230	28	175	0	5	0	87	73	388
SUBTOTAL (ADD LINES 210 THROUGH 230).....	240	261	726	0	5	3325	87	73	4497
TOTAL DISPOSITIONS (ADD LINES 200 AND 240).....	250	416	975	0	12	3473	286	241	5475
PENDING CASES AT THE END OF YEAR.....									
INACTIVE: BENCH WARRANTS (LINES 10 - 90 + 180).....	260	9	12	0	0	0	0	0	21
INACTIVE: NON-SERVICE (LINES 20 - 95 + 230).....	270	118	227	0	5	9	33	56	455
ACTIVE PENDING (SUBTRACT LINE 250 FROM LINE 120).....	280	728	82	0	2	186	49	5	1055
TOTAL CASES PENDING AT END OF YEAR(LINES 260+270+280).....	290	855	321	0	7	195	82	61	1531
CIVIL CASES PENDING OVER 1 YEAR.....	300	0	0	0	0	0	11	0	11

REGION 5

DISTRICT #83-2

ROSCOMMON COUNTY

* CRIMINAL *					* CIVIL *				* T *

* STATE OFFENSE *					* ORDINANCE *				

L	* NON				CIVIL	* SUM-			* A *
I	* TRAF-	* TRAF-	* TRAF-	* TRAF-	* INFRA *	* SMALL	* MARY	* PROC.	* L *
N	* FIC	* FIC	* FIC	* FIC	* CTIONS*	CIVIL	CLAIMS*		* S *
E	*****								
PENDING CASES AT THE BEGINNING OF THE YEAR.....									
INACTIVE BENCH WARRANTS.....	10	90	183	0	0	0	0	0	273
INACTIVE: NON-SERVICE.....	20	1	97	0	0	0	49	45	196
TOTAL (ADD LINES 10 AND 20).....	30	91	280	0	0	0	49	45	469
ACTIVE PENDING.....	40	121	96	0	2	406	88	18	737
NEW CASES FILED THIS YEAR.....	50	1074	1588	0	0	4375	170	242	7488
SUBTOTAL ACTIVE.....	60	1195	1684	0	2	4781	258	260	8225
RE-OPENED CASES.....									
REMANDS FROM HIGHER COURTS.....	70	0	1	0	0	0	0	0	1
PROBATION VIOLATIONS.....	80	0	0	0	0	0	0	0	0
MISTRIALS.....	85	0	0	0	0	0	0	0	0
APPEARANCE AFTER BENCH WARRANT ISSUED.....	90	79	104	0	0	12	0	0	195
SERVICE MADE/ARRAIGNMENT.....	95	0	85	0	0	0	169	192	470
APPEALS FROM MAGISTRATES.....	100	0	0	0	0	15	0	0	15
OTHER.....	105	16	35	0	0	113	8	2	174
SUBTOTAL (ADD LINES 70 THROUGH 100).....	110	95	225	0	0	140	177	194	855
TOTAL ACTIVE CASELOAD THIS YEAR (ADD LINES 60 AND 110).....	120	1290	1909	0	2	4921	435	454	9080
JUDICIAL DISPOSITIONS.....									
GUILTY PLEAS.....	130	251	234	0	0	42	0	0	527
INFORMAL CIVIL HEARINGS BY JUDGE.....	140	0	0	0	0	1	0	0	1
FORMAL CIVIL HEARINGS BY JUDGE.....	145	0	0	0	0	19	0	0	19
TRIALS WITHOUT JURY.....	150	1	7	0	0	0	2	10	21
TRIALS BY JURY.....	155	6	5	0	0	0	1	0	12
DISMISSALS.....	160	319	337	0	2	283	37	32	1009
PRELIMINARY EXAMS WAIVED.....	170	1	60	0	0	0	0	0	61
PRELIMINARY EXAMS CONDUCTED.....	175	1	41	0	0	0	0	0	42
BENCH WARRANTS.....	180	58	123	0	0	0	0	0	181
NO PROGRESS.....	185	0	0	0	0	0	0	0	0
OTHER JUDICIAL DISPOSITIONS.....	190	34	64	0	0	229	128	195	682
SUBTOTAL (ADD LINES 130 THROUGH 190).....	200	671	869	0	2	574	168	237	2555
OTHER DISPOSITIONS.....									
MAGISTRATES - GUILTY AND ADMISSIONS.....	210	293	850	0	0	3194	0	0	4337
MAGISTRATES - INFORMAL HEARINGS - CIVIL.....	215	0	0	0	0	70	0	0	70
TRAFFIC BUREAU.....	220	0	0	0	0	0	0	0	0
NON-SERVICE.....	230	0	162	0	0	0	152	174	515
SUBTOTAL (ADD LINES 210 THROUGH 230).....	240	293	1012	0	0	3264	152	174	4922
TOTAL DISPOSITIONS (ADD LINES 200 AND 240).....	250	964	1881	0	2	3838	320	411	7477
PENDING CASES AT THE END OF YEAR.....									
INACTIVE: BENCH WARRANTS (LINES 10 - 90 + 180).....	260	69	202	0	0	-12	0	0	259
INACTIVE: NON-SERVICE (LINES 20 - 95 + 230).....	270	1	174	0	0	0	32	27	241
ACTIVE PENDING (SUBTRACT LINE 250 FROM LINE 120).....	280	326	28	0	0	1083	115	43	1603
TOTAL CASES PENDING AT END OF YEAR (LINES 260+270+280).....	290	396	404	0	0	1071	147	70	2103
CIVIL CASES PENDING OVER 1 YEAR.....	300	0	0	0	0	0	0	0	0

REGION 5

DISTRICT #83

COURT SUMMARY

* CRIMINAL *					* CIVIL *				T	

* STATE OFFENSE *		* ORDINANCE *								T

L	* NON	* NON	* NON	* NON	CIVIL	* SUM-			A	

N	* TRAF-	* TRAF-	* TRAF-	* TRAF-	CTIONS*	CIVIL	* SMALL	* MARY	* L	

E	* FIC	* FIC	* FIC	* FIC	*	*	*	* PROC.	* S	

PENDING CASES AT THE BEGINNING OF THE YEAR.....										
INACTIVE BENCH WARRANTS.....	10	93	190	0	0	0	0	0	283	
INACTIVE: NON-SERVICE.....	20	108	257	0	0	12	85	81	550	
TOTAL (ADD LINES 10 AND 20).....	30	201	447	0	0	12	85	81	833	
ACTIVE PENDING.....	40	327	231	0	4	855	124	25	1583	
NEW CASES FILED THIS YEAR.....	50	1993	2401	0	12	7581	377	428	12879	
SUBTOTAL ACTIVE.....	60	2320	2632	0	16	8436	501	453	14462	
RE-OPENED CASES.....										
REMANDS FROM HIGHER COURTS.....	70	0	1	0	0	0	0	0	1	
PROBATION VIOLATIONS.....	80	0	0	0	0	0	0	0	0	
MISTRIALS.....	85	0	0	0	0	0	0	0	0	
APPEARANCE AFTER BENCH WARRANT ISSUED.....	90	79	104	0	0	12	0	0	195	
SERVICE MADE/ARRAIGNMENT.....	95	17	193	0	0	3	259	245	757	
APPEALS FROM MAGISTRATES.....	100	2	0	0	0	16	0	0	18	
OTHER.....	105	16	36	0	0	113	10	2	177	
SUBTOTAL (ADD LINES 70 THROUGH 100).....	110	114	334	0	0	144	269	247	1148	
TOTAL ACTIVE CASELOAD THIS YEAR (ADD LINES 60 AND 110).....	120	2434	2966	0	16	8580	770	700	15610	
JUDICIAL DISPOSITIONS.....										
GUILTY PLEAS.....	130	377	313	0	1	57	0	0	748	
INFORMAL CIVIL HEARINGS BY JUDGE.....	140	0	0	0	0	2	0	0	2	
FORMAL CIVIL HEARINGS BY JUDGE.....	145	0	0	0	0	23	0	0	23	
TRIALS WITHOUT JURY.....	150	3	12	0	2	0	2	10	30	
TRIALS BY JURY.....	155	7	6	0	0	0	1	0	14	
DISMISSALS.....	160	331	446	0	5	287	88	87	1255	
PRELIMINARY EXAMS WAIVED.....	170	1	76	0	0	0	0	0	77	
PRELIMINARY EXAMS CONDUCTED.....	175	1	64	0	0	0	0	0	65	
BENCH WARRANTS.....	180	64	128	0	0	0	0	0	192	
NO PROGRESS.....	185	0	0	0	0	0	14	4	20	
OTHER JUDICIAL DISPOSITIONS.....	190	42	73	0	1	353	262	304	1107	
SUBTOTAL (ADD LINES 130 THROUGH 190).....	200	826	1118	0	9	722	367	405	3533	
OTHER DISPOSITIONS.....										
MAGISTRATES - GUILTY AND ADMISSIONS.....	210	526	1401	0	0	6470	0	0	8397	
MAGISTRATES - INFORMAL HEARINGS - CIVIL.....	215	0	0	0	0	119	0	0	119	
TRAFFIC BUREAU.....	220	0	0	0	0	0	0	0	0	
NON-SERVICE.....	230	28	337	0	5	0	239	247	903	
SUBTOTAL (ADD LINES 210 THROUGH 230).....	240	554	1738	0	5	6589	239	247	9419	
TOTAL DISPOSITIONS (ADD LINES 200 AND 240).....	250	1380	2856	0	14	7311	606	652	12952	
PENDING CASES AT THE END OF YEAR.....										
INACTIVE: BENCH WARRANTS (LINES 10 - 90 + 180).....	260	78	214	0	0	-12	0	0	280	
INACTIVE: NON-SERVICE (LINES 20 - 95 + 230).....	270	119	401	0	5	9	65	83	696	
ACTIVE PENDING (SUBTRACT LINE 250 FROM LINE 120).....	280	1054	110	0	2	1209	164	48	2658	
TOTAL CASES PENDING AT END OF YEAR (LINES 260+270+280).....	290	1251	725	0	7	1266	229	131	3634	
CIVIL CASES PENDING OVER 1 YEAR.....	300	0	0	0	0	0	11	0	11	

REGION 5

DISTRICT #86-1

GRAND TRAVERSE COUNTY

* C R I M I N A L *					* C I V I L *				* T *	
* STATE OFFENSE * ORDINANCE *									* O *	

L	* NON * NON * CIVIL *				* SUM- * MARY *		* A *			
I	* TRAF- * TRAF- * TRAF- * TRAF- *	* FIC * FIC * FIC * FIC *		* CTIONS * CIVIL *		* CLAIMS * PROC. *		* S *		
N	*****									
E	*****									
PENDING CASES AT THE BEGINNING OF THE YEAR.....										
INACTIVE BENCH WARRANTS.....	10	43	52	8	2	0	0	0	0	105
INACTIVE: NON-SERVICE.....	20	220	212	143	14	0	148	155	10	902
TOTAL (ADD LINES 10 AND 20).....	30	263	264	151	16	0	148	155	10	1007
ACTIVE PENDING.....	40	77	121	13	27	300	169	134	6	847
NEW CASES FILED THIS YEAR.....	50	825	1237	210	383	4642	871	1868	190	10226
SUBTOTAL ACTIVE.....	60	902	1358	223	410	4942	1040	2002	196	11073
RE-OPENED CASES.....										
REMANDS FROM HIGHER COURTS.....	70	8	17	0	0	0	7	0	0	32
PROBATION VIOLATIONS.....	80	37	17	2	0	0	0	0	0	56
MISTRIALS.....	85	0	1	0	0	0	0	0	0	1
APPEARANCE AFTER BENCH WARRANT ISSUED.....	90	27	46	0	1	0	0	1	0	75
SERVICE MADE/ARRAIGNMENT.....	95	199	163	127	29	0	314	448	26	1306
APPEALS FROM MAGISTRATES.....	100	0	0	0	0	2	0	0	0	2
OTHER.....	105	0	12	0	2	0	45	21	0	80
SUBTOTAL (ADD LINES 70 THROUGH 100).....	110	271	256	129	32	2	366	470	26	1552
TOTAL ACTIVE CASELOAD THIS YEAR (ADD LINES 60 AND 110).....	120	1173	1614	352	442	4944	1406	2472	222	12625
JUDICIAL DISPOSITIONS.....										
GUILTY PLEAS.....	130	326	425	0	4	0	0	0	0	755
INFORMAL CIVIL HEARINGS BY JUDGE.....	140	0	0	0	0	0	0	0	0	0
FORMAL CIVIL HEARINGS BY JUDGE.....	145	0	0	0	0	13	0	0	0	13
TRIALS WITHOUT JURY.....	150	7	19	0	0	0	30	226	37	319
TRIALS BY JURY.....	155	27	54	1	2	0	10	0	0	94
DISMISSALS.....	160	163	299	76	74	261	230	776	48	1927
PRELIMINARY EXAMS WAIVED.....	170	1	33	0	0	0	0	0	0	34
PRELIMINARY EXAMS CONDUCTED.....	175	3	107	0	0	0	0	0	0	110
BENCH WARRANTS.....	180	40	58	0	0	0	0	2	0	100
NO PROGRESS.....	185	0	0	0	0	0	26	61	2	89
OTHER JUDICIAL DISPOSITIONS.....	190	34	39	2	0	0	479	757	97	1408
SUBTOTAL (ADD LINES 130 THROUGH 190).....	200	601	1034	79	80	274	775	1822	184	4849
OTHER DISPOSITIONS.....										
MAGISTRATES - GUILTY AND ADMISSIONS.....	210	242	173	111	264	1869	0	0	0	2659
MAGISTRATES - INFORMAL HEARINGS - CIVIL.....	215	0	0	0	0	271	0	0	0	271
TRAFFIC BUREAU.....	220	154	174	79	105	2499	0	0	0	3011
NON-SERVICE.....	230	121	160	25	8	0	552	867	43	1776
SUBTOTAL (ADD LINES 210 THROUGH 230).....	240	517	507	215	377	4639	552	867	43	7717
TOTAL DISPOSITIONS (ADD LINES 200 AND 240).....	250	1118	1541	294	457	4913	1327	2689	227	12566
PENDING CASES AT THE END OF YEAR.....										
INACTIVE: BENCH WARRANTS (LINES 10 - 90 + 180).....	260	56	64	8	1	0	0	1	0	130
INACTIVE: NON-SERVICE (LINES 20 - 95 + 230).....	270	142	209	41	-7	0	386	574	27	1372
ACTIVE PENDING (SUBTRACT LINE 250 FROM LINE 120).....	280	55	73	58	-15	31	79	-217	-5	59
TOTAL CASES PENDING AT END OF YEAR(LINES 260+270+280).....	290	253	346	107	-21	31	465	358	22	1561
CIVIL CASES PENDING OVER 1 YEAR.....	300	0	0	0	0	0	0	0	0	0

REGION 5

DISTRICT #86-2

LEELANAU COUNTY

* CRIMINAL *					* CIVIL *				* T *	

* STATE OFFENSE * ORDINANCE *					* CIVIL *		* SMALL * MARY *		* SUM * A *	

L	* TRAF- * TRAF- * TRAF- * TRAF- * CTIONS*	* FIC * FIC * FIC * FIC *	* NON * NON * NON * NON *	* INFRA *	* CIVIL *	* CLAIMS*	* PROC. *	* S *	*****	

PENDING CASES AT THE BEGINNING OF THE YEAR.....										
INACTIVE BENCH WARRANTS.....	10	21	35	0	0	0	0	0	0	56
INACTIVE: NON-SERVICE.....	20	51	71	0	0	0	7	0	0	129
TOTAL (ADD LINES 10 AND 20).....	30	72	106	0	0	0	7	0	0	185
ACTIVE PENDING.....	40	93	60	0	0	35	47	22	3	260
NEW CASES FILED THIS YEAR.....	50	408	463	0	0	1288	69	106	11	2345
SUBTOTAL ACTIVE.....	60	501	523	0	0	1323	116	128	14	2605
RE-OPENED CASES.....										
REMANDS FROM HIGHER COURTS.....	70	0	9	0	0	0	0	0	0	9
PROBATION VIOLATIONS.....	80	4	2	0	0	0	0	0	0	6
MISTRIALS.....	85	0	0	0	0	0	0	0	0	0
APPEARANCE AFTER BENCH WARRANT ISSUED.....	90	19	9	0	0	0	0	0	0	28
SERVICE MADE/ARRAIGNMENT.....	95	9	23	0	0	0	25	0	0	57
APPEALS FROM MAGISTRATES.....	100	0	0	0	0	4	0	0	0	4
OTHER.....	105	0	0	0	0	0	0	1	0	1
SUBTOTAL (ADD LINES 70 THROUGH 100).....	110	32	43	0	0	4	25	1	0	105
TOTAL ACTIVE CASELOAD THIS YEAR (ADD LINES 60 AND 110).....	120	533	566	0	0	1327	141	129	14	2710
JUDICIAL DISPOSITIONS.....										
GUILTY PLEAS.....	130	149	180	0	0	0	0	0	0	329
INFORMAL CIVIL HEARINGS BY JUDGE.....	140	0	0	0	0	7	0	0	0	7
FORMAL CIVIL HEARINGS BY JUDGE.....	145	0	0	0	0	11	0	0	0	11
TRIALS WITHOUT JURY.....	150	0	2	0	0	0	6	23	3	34
TRIALS BY JURY.....	155	16	17	0	0	0	4	0	0	37
DISMISSALS.....	160	33	73	0	0	7	20	48	0	181
PRELIMINARY EXAMS WAIVED.....	170	0	11	0	0	0	0	0	0	11
PRELIMINARY EXAMS CONDUCTED.....	175	4	37	0	0	0	0	0	0	41
BENCH WARRANTS.....	180	21	20	0	0	0	0	0	0	41
NO PROGRESS.....	185	0	0	0	0	0	2	0	2	4
OTHER JUDICIAL DISPOSITIONS.....	190	1	0	0	0	249	50	41	9	350
SUBTOTAL (ADD LINES 130 THROUGH 190).....	200	224	340	0	0	274	82	112	14	1046
OTHER DISPOSITIONS.....										
MAGISTRATES - GUILTY AND ADMISSIONS.....	210	242	140	0	0	701	0	0	0	1083
MAGISTRATES - INFORMAL HEARINGS - CIVIL.....	215	0	0	0	0	45	0	0	0	45
TRAFFIC BUREAU.....	220	0	0	0	0	274	0	0	0	274
NON-SERVICE.....	230	6	22	0	0	0	26	0	0	54
SUBTOTAL (ADD LINES 210 THROUGH 230).....	240	248	162	0	0	1020	26	0	0	1456
TOTAL DISPOSITIONS (ADD LINES 200 AND 240).....	250	472	502	0	0	1294	108	112	14	2502
PENDING CASES AT THE END OF YEAR.....										
INACTIVE: BENCH WARRANTS (LINES 10 - 90 + 180).....	260	23	46	0	0	0	0	0	0	69
INACTIVE: NON-SERVICE (LINES 20 - 95 + 230).....	270	48	70	0	0	0	8	0	0	126
ACTIVE PENDING (SUBTRACT LINE 250 FROM LINE 120).....	280	61	64	0	0	33	33	17	0	208
TOTAL CASES PENDING AT END OF YEAR(LINES 260+270+280).....	290	132	180	0	0	33	41	17	0	403
CIVIL CASES PENDING OVER 1 YEAR.....	300	0	0	0	0	0	0	0	0	0

COURT SUMMARY

* C R I M I N A L *					* C I V I L *				* T *

* STATE OFFENSE * ORDINANCE *					* CIVIL *	* SMALL * MARY *		* SUM- * PROC. *	* A * L * S *

L	* NON	* NON	* NON	* NON	* CIVIL	* CIVIL	* CLAIMS	* MARY	* S
I	* TRAF-	* TRAF-	* TRAF-	* TRAF-	* CTIONS	* CIVIL	* CLAIMS	* MARY	* S
N	* FIC	* FIC	* FIC	* FIC	* CTIONS	* CIVIL	* CLAIMS	* MARY	* S
E	* FIC	* FIC	* FIC	* FIC	* CTIONS	* CIVIL	* CLAIMS	* MARY	* S

PENDING CASES AT THE BEGINNING OF THE YEAR.....									
INACTIVE BENCH WARRANTS.....	10	64	87	8	2	0	0	0	161
INACTIVE: NON-SERVICE.....	20	271	283	143	14	0	155	155	1031
TOTAL (ADD LINES 10 AND 20).....	30	335	370	151	16	0	155	155	1192
ACTIVE PENDING.....	40	170	181	13	27	335	216	156	1107
NEW CASES FILED THIS YEAR.....	50	1233	1700	210	383	5930	940	1974	12571
SUBTOTAL ACTIVE.....	60	1403	1881	223	410	6265	1156	2130	13678
RE-OPENED CASES.....									
REMANDS FROM HIGHER COURTS.....	70	8	26	0	0	0	7	0	41
PROBATION VIOLATIONS.....	80	41	19	2	0	0	0	0	62
MISTRIALS.....	85	0	1	0	0	0	0	0	1
APPEARANCE AFTER BENCH WARRANT ISSUED.....	90	46	55	0	1	0	0	1	103
SERVICE MADE/ARRAIGNMENT.....	95	208	186	127	29	0	339	448	1363
APPEALS FROM MAGISTRATES.....	100	0	0	0	0	6	0	0	6
OTHER.....	105	0	12	0	2	0	45	22	81
SUBTOTAL (ADD LINES 70 THROUGH 100).....	110	303	299	129	32	6	391	471	1657
TOTAL ACTIVE CASELOAD THIS YEAR (ADD LINES 60 AND 110).....	120	1706	2180	352	442	6271	1547	2601	15335
JUDICIAL DISPOSITIONS.....									
GUILTY PLEAS.....	130	475	605	0	4	0	0	0	1084
INFORMAL CIVIL HEARINGS BY JUDGE.....	140	0	0	0	0	7	0	0	7
FORMAL CIVIL HEARINGS BY JUDGE.....	145	0	0	0	0	24	0	0	24
TRIALS WITHOUT JURY.....	150	7	21	0	0	0	36	249	353
TRIALS BY JURY.....	155	43	71	1	2	0	14	0	131
DISMISSALS.....	160	196	372	76	74	268	250	824	2108
PRELIMINARY EXAMS WAIVED.....	170	1	44	0	0	0	0	0	45
PRELIMINARY EXAMS CONDUCTED.....	175	7	144	0	0	0	0	0	151
BENCH WARRANTS.....	180	61	78	0	0	0	0	2	141
NO PROGRESS.....	185	0	0	0	0	0	28	61	93
OTHER JUDICIAL DISPOSITIONS.....	190	35	39	2	0	249	529	798	1758
SUBTOTAL (ADD LINES 130 THROUGH 190).....	200	825	1374	79	80	548	857	1934	5895
OTHER DISPOSITIONS.....									
MAGISTRATES - GUILTY AND ADMISSIONS.....	210	484	313	111	264	2570	0	0	3742
MAGISTRATES - INFORMAL HEARINGS - CIVIL.....	215	0	0	0	0	316	0	0	316
TRAFFIC BUREAU.....	220	154	174	79	105	2773	0	0	3285
NON-SERVICE.....	230	127	182	25	8	0	578	867	1830
SUBTOTAL (ADD LINES 210 THROUGH 230).....	240	765	669	215	377	5659	578	867	9173
TOTAL DISPOSITIONS (ADD LINES 200 AND 240).....	250	1590	2043	294	457	6207	1435	2801	15068
PENDING CASES AT THE END OF YEAR.....									
INACTIVE: BENCH WARRANTS (LINES 10 - 90 + 180).....	260	79	110	8	1	0	0	1	199
INACTIVE: NON-SERVICE (LINES 20 - 95 + 230).....	270	190	279	41	-7	0	394	574	1496
ACTIVE PENDING (SUBTRACT LINE 250 FROM LINE 120).....	280	116	137	58	-15	64	112	-200	267
TOTAL CASES PENDING AT END OF YEAR(LINES 260+270+280).....	290	385	526	107	-21	64	506	375	1964
CIVIL CASES PENDING OVER 1 YEAR.....	300	0	0	0	0	0	0	0	0

ANTRIM COUNTY

* C R I M I N A L *					* C I V I L *				* T *	

* STATE OFFENSE *		* ORDINANCE *		* CIVIL *		* SUM- *		* A *		* O *

L	* NON *	* NON *	* NON *	* NON *	* CIVIL *	* SMALL *	* MARY *	* S *		* T *
N	* TRAF- *	* TRAF- *	* TRAF- *	* TRAF- *	* CTIONS*	* CIVIL *	* CLAIMS*	* PROC. *		* A *
E	* FIC *	* FIC *	* FIC *	* FIC *	* FIC *	* FIC *	* FIC *	* FIC *		* S *

PENDING CASES AT THE BEGINNING OF THE YEAR.....										
INACTIVE BENCH WARRANTS.....	10	20	11	0	0	0	0	0	0	31
INACTIVE: NON-SERVICE.....	20	61	0	2	0	0	30	32	3	128
TOTAL (ADD LINES 10 AND 20).....	30	81	11	2	0	0	30	32	3	159
ACTIVE PENDING.....	40	32	79	7	0	125	42	4	8	297
NEW CASES FILED THIS YEAR.....	50	173	904	3	6	993	200	293	48	2620
SUBTOTAL ACTIVE.....	60	205	983	10	6	1118	242	297	56	2917
RE-OPENED CASES.....										
REMANDS FROM HIGHER COURTS.....	70	0	2	0	0	0	0	0	0	2
PROBATION VIOLATIONS.....	80	19	25	0	0	0	0	0	0	44
MISTRIALS.....	85	1	0	0	0	0	0	0	0	1
APPEARANCE AFTER BENCH WARRANT ISSUED.....	90	17	9	0	0	0	0	0	0	26
SERVICE MADE/ARRAIGNMENT.....	95	63	3	3	0	0	55	79	20	223
APPEALS FROM MAGISTRATES.....	100	0	0	0	0	3	0	0	0	3
OTHER.....	105	0	0	0	0	3	18	0	0	21
SUBTOTAL (ADD LINES 70 THROUGH 100).....	110	100	39	3	0	6	73	79	20	320
TOTAL ACTIVE CASELOAD THIS YEAR (ADD LINES 60 AND 110).....	120	305	1022	13	6	1124	315	376	76	3237
JUDICIAL DISPOSITIONS.....										
GUILTY PLEAS.....	130	180	131	0	4	9	0	0	0	324
INFORMAL CIVIL HEARINGS BY JUDGE.....	140	0	0	0	0	0	0	0	0	0
FORMAL CIVIL HEARINGS BY JUDGE.....	145	0	0	0	0	8	0	0	0	8
TRIALS WITHOUT JURY.....	150	0	0	0	0	0	2	72	24	98
TRIALS BY JURY.....	155	6	2	0	0	0	1	0	0	9
DISMISSALS.....	160	23	66	0	0	4	28	77	6	204
PRELIMINARY EXAMS WAIVED.....	170	4	41	0	0	0	0	0	0	45
PRELIMINARY EXAMS CONDUCTED.....	175	0	10	0	0	0	0	0	0	10
BENCH WARRANTS.....	180	19	18	3	0	0	0	0	0	40
NO PROGRESS.....	185	0	0	0	0	0	3	0	0	3
OTHER JUDICIAL DISPOSITIONS.....	190	33	15	3	1	2	137	140	15	346
SUBTOTAL (ADD LINES 130 THROUGH 190).....	200	265	283	6	5	23	171	289	45	1087
OTHER DISPOSITIONS.....										
MAGISTRATES - GUILTY AND ADMISSIONS.....	210	14	534	5	1	876	0	0	0	1430
MAGISTRATES - INFORMAL HEARINGS - CIVIL.....	215	0	0	0	0	48	0	0	0	48
TRAFFIC BUREAU.....	220	0	0	0	0	0	0	0	0	0
NON-SERVICE.....	230	14	5	1	0	0	46	66	20	152
SUBTOTAL (ADD LINES 210 THROUGH 230).....	240	28	539	6	1	924	46	66	20	1630
TOTAL DISPOSITIONS (ADD LINES 200 AND 240).....	250	293	822	12	6	947	217	355	65	2717
PENDING CASES AT THE END OF YEAR.....										
INACTIVE: BENCH WARRANTS (LINES 10 - 90 + 180).....	260	22	20	3	0	0	0	0	0	45
INACTIVE: NON-SERVICE (LINES 20 - 95 + 230).....	270	12	2	0	0	0	21	19	3	57
ACTIVE PENDING (SUBTRACT LINE 250 FROM LINE 120).....	280	12	200	1	0	177	98	21	11	520
TOTAL CASES PENDING AT END OF YEAR(LINES 260+270+280).....	290	46	222	4	0	177	119	40	14	622
CIVIL CASES PENDING OVER 1 YEAR.....	300	0	0	0	0	0	8	0	1	9

REGION 5

DISTRICT #87-2

KALKASKA COUNTY

* C R I M I N A L *					* C I V I L *				* T *	

* STATE OFFENSE *		* O R D I N A N C E *			* C I V I L *		* S U M - *		* T *	

* T R A F - * N O N *		* T R A F - * N O N *		* I N F R A *		* S M A L L * M A R Y *		* S *		
* F I C * F I C *		* F I C * F I C *		* C T I O N S * C I V I L *		* C L A I M S * P R O C. *		* S *		

PENDING CASES AT THE BEGINNING OF THE YEAR.....										
INACTIVE BENCH WARRANTS.....	10	117	49	0	0	0	0	0	0	166
INACTIVE: NON-SERVICE.....	20	189	13	0	0	0	40	67	16	325
TOTAL (ADD LINES 10 AND 20).....	30	306	62	0	0	0	40	67	16	491
ACTIVE PENDING.....	40	327	129	0	0	23	43	18	1	541
NEW CASES FILED THIS YEAR.....	50	336	740	0	0	1657	175	273	30	3211
SUBTOTAL ACTIVE.....	60	663	869	0	0	1680	218	291	31	3752
RE-OPENED CASES.....										
REMANDS FROM HIGHER COURTS.....	70	0	2	0	0	0	0	0	0	2
PROBATION VIOLATIONS.....	80	21	25	0	0	0	0	0	0	46
MISTRIALS.....	85	0	0	0	0	0	0	0	0	0
APPEARANCE AFTER BENCH WARRANT ISSUED.....	90	92	112	0	0	0	0	0	0	204
SERVICE MADE/ARRAIGNMENT.....	95	63	41	0	0	0	81	139	17	341
APPEALS FROM MAGISTRATES.....	100	0	0	0	0	5	0	0	0	5
OTHER.....	105	2	2	0	0	1	55	47	3	110
SUBTOTAL (ADD LINES 70 THROUGH 100).....	110	178	182	0	0	6	136	186	20	708
TOTAL ACTIVE CASELOAD THIS YEAR (ADD LINES 60 AND 110).....	120	841	1051	0	0	1686	354	477	51	4460
JUDICIAL DISPOSITIONS.....										
GUILTY PLEAS.....	130	262	109	0	0	0	0	0	0	371
INFORMAL CIVIL HEARINGS BY JUDGE.....	140	0	0	0	0	2	0	0	0	2
FORMAL CIVIL HEARINGS BY JUDGE.....	145	0	0	0	0	17	0	0	0	17
TRIALS WITHOUT JURY.....	150	6	6	0	0	0	1	91	19	123
TRIALS BY JURY.....	155	6	1	0	C	0	1	0	0	8
DISMISSALS.....	160	78	176	0	0	0	20	64	5	343
PRELIMINARY EXAMS WAIVED.....	170	2	25	0	0	0	0	0	0	27
PRELIMINARY EXAMS CONDUCTED.....	175	0	41	0	0	0	0	0	0	41
BENCH WARRANTS.....	180	32	67	0	0	0	0	0	0	99
NO PROGRESS.....	185	0	0	0	0	0	14	30	0	44
OTHER JUDICIAL DISPOSITIONS.....	190	123	20	0	0	261	183	183	17	787
SUBTOTAL (ADD LINES 130 THROUGH 190).....	200	509	445	0	0	280	219	368	41	1862
OTHER DISPOSITIONS.....										
MAGISTRATES - GUILTY AND ADMISSIONS.....	210	271	497	0	0	109	0	0	0	877
MAGISTRATES - INFORMAL HEARINGS - CIVIL.....	215	0	0	0	0	65	0	0	0	65
TRAFFIC BUREAU.....	220	0	0	0	0	1168	0	0	0	1168
NON-SERVICE.....	230	20	40	0	0	0	101	106	6	273
SUBTOTAL (ADD LINES 210 THROUGH 230).....	240	291	537	0	0	1342	101	106	6	2383
TOTAL DISPOSITIONS (ADD LINES 200 AND 240).....	250	300	982	0	0	1622	320	474	47	4245
PENDING CASES AT THE END OF YEAR.....										
INACTIVE: BENCH WARRANTS (LINES 10 - 90 + 180).....	260	57	4	0	0	0	0	0	0	61
INACTIVE: NON-SERVICE (LINES 20 - 95 + 230).....	270	146	12	0	0	0	60	34	5	257
ACTIVE PENDING (SUBTRACT LINE 250 FROM LINE 120).....	280	41	69	0	0	64	34	3	4	215
TOTAL CASES PENDING AT END OF YEAR(LINES 260+270+280).....	290	244	85	0	0	64	94	37	9	533
CIVIL CASES PENDING OVER 1 YEAR.....	300	0	0	0	0	0	0	0	0	0

REGION 5

DISTRICT #87-3

OTSEGO COUNTY

* C R I M I N A L *					* C I V I L *				* T *	

* STATE OFFENSE *	* ORDINANCE *			* CIVIL *	* SUM-			* MARY *	* A *	
L	I	N	E	CTIONS*	CIVIL *	CLAIMS*	PROC.	S		
* TRAF- * FIC	* TRAF- * FIC	* TRAF- * FIC	* TRAF- * FIC							

PENDING CASES AT THE BEGINNING OF THE YEAR.....										
INACTIVE BENCH WARRANTS.....	10	101	26	37	36	0	1	0	0	201
INACTIVE: NON-SERVICE.....	20	314	9	39	2	115	77	62	2	620
TOTAL (ADD LINES 10 AND 20).....	30	415	35	76	38	115	78	62	2	821
ACTIVE PENDING.....	40	527	99	107	65	445	166	87	3	1499
NEW CASES FILED THIS YEAR.....	50	269	733	135	202	4490	223	374	34	6460
SUBTOTAL ACTIVE.....	60	796	832	242	267	4935	389	461	37	7959
RE-OPENED CASES.....										
REMANDS FROM HIGHER COURTS.....	70	2	1	1	0	0	3	0	0	7
PROBATION VIOLATIONS.....	80	15	1	7	3	0	0	0	0	26
MISTRIALS.....	85	0	0	0	0	0	0	0	0	0
APPEARANCE AFTER BENCH WARRANT ISSUED.....	90	44	9	31	11	9	1	0	0	105
SERVICE MADE/ARRAIGNMENT.....	95	314	9	39	5	135	196	230	21	949
APPEALS FROM MAGISTRATES.....	100	0	0	0	0	1	0	0	0	1
OTHER.....	105	0	0	0	0	0	8	3	1	12
SUBTOTAL (ADD LINES 70 THROUGH 100).....	110	375	20	78	19	145	208	233	22	1100
TOTAL ACTIVE CASELOAD THIS YEAR (ADD LINES 60 AND 110).....	120	1171	852	320	286	5080	597	694	59	9059
JUDICIAL DISPOSITIONS.....										
GUILTY PLEAS.....	130	158	71	116	49	1	0	0	0	395
INFORMAL CIVIL HEARINGS BY JUDGE.....	140	0	0	0	0	1	0	0	0	1
FORMAL CIVIL HEARINGS BY JUDGE.....	145	0	0	0	0	10	0	0	0	10
TRIALS WITHOUT JURY.....	150	1	1	1	1	0	3	76	3	86
TRIALS BY JURY.....	155	1	1	1	1	0	0	0	0	4
DISMISSALS.....	160	25	43	11	31	7	4	24	3	148
PRELIMINARY EXAMS WAIVED.....	170	6	45	0	0	0	0	0	0	51
PRELIMINARY EXAMS CONDUCTED.....	175	0	17	0	0	0	0	0	0	17
BENCH WARRANTS.....	180	14	41	5	6	1	4	0	0	71
NO PROGRESS.....	185	0	0	0	0	0	19	29	0	48
OTHER JUDICIAL DISPOSITIONS.....	190	5	14	5	8	0	114	229	31	406
SUBTOTAL (ADD LINES 130 THROUGH 190).....	200	210	233	139	96	20	144	358	37	1237
OTHER DISPOSITIONS.....										
MAGISTRATES - GUILTY AND ADMISSIONS.....	210	122	570	26	148	3	0	0	0	876
MAGISTRATES - INFORMAL HEARINGS - CIVIL.....	215	0	0	0	0	122	0	0	0	122
TRAFFIC BUREAU.....	220	0	0	0	0	3987	0	0	0	3987
NON-SERVICE.....	230	1	32	0	43	206	195	222	23	722
SUBTOTAL (ADD LINES 210 THROUGH 230).....	240	130	602	26	191	4318	195	222	23	5707
TOTAL DISPOSITIONS (ADD LINES 200 AND 240).....	250	340	835	165	287	4338	339	580	60	6944
PENDING CASES AT THE END OF YEAR.....										
INACTIVE: BENCH WARRANTS (LINES 10 - 90 + 180).....	260	71	58	11	31	-8	4	0	0	167
INACTIVE: NON-SERVICE (LINES 20 - 95 + 230).....	270	1	32	0	40	186	76	54	4	393
ACTIVE PENDING (SUBTRACT LINE 250 FROM LINE 120).....	280	83	17	155	-1	742	258	114	-1	2115
TOTAL CASES PENDING AT END OF YEAR (LINES 260+270+280).....	290	903	107	166	70	920	338	168	3	2675
CIVIL CASES PENDING OVER 1 YEAR.....	300	0	0	0	0	0	0	0	0	0

REGION 5

DISTRICT #87
COURT SUMMARY

	C R I M I N A L				C I V I L				T C T A L S
	STATE OFFENSE		ORDINANCE		CIVIL INFRA CTIONS	CIVIL	SMALL CLAIMS	SUM- MARY PROC.	
	NON TRAF- FIC	TRAF- FIC	NON TRAF- FIC	TRAF- FIC					
PENDING CASES AT THE BEGINNING OF THE YEAR.....									
INACTIVE BENCH WARRANTS.....	10	238	86	37	36	0	1	0	398
INACTIVE: NON-SERVICE.....	20	564	22	41	2	115	147	161	1073
TOTAL (ADD LINES 10 AND 20).....	30	802	108	78	38	115	148	161	1471
ACTIVE PENDING.....	40	886	307	114	65	593	251	109	2337
NEW CASES FILED THIS YEAR.....	50	778	2377	138	208	7140	598	940	112
SUBTOTAL ACTIVE.....	60	1664	2684	252	273	7733	849	1049	124
RE-OPENED CASES.....	70	2	5	1	0	0	3	0	0
REMANDS FROM HIGHER COURTS.....	80	55	51	7	3	0	0	0	0
PROBATION VIOLATIONS.....	85	1	0	0	0	0	0	0	0
MISTRIALS.....	90	153	130	31	11	9	1	0	0
APPEARANCE AFTER BENCH WARRANT ISSUED.....	95	440	53	42	5	135	332	448	58
SERVICE MADE/ARRAIGNMENT.....	100	0	0	0	0	9	0	0	0
APPEALS FROM MAGISTRATES.....	105	2	2	0	0	4	81	50	4
OTHER.....	110	653	241	81	19	157	417	498	62
SUBTOTAL (ADD LINES 70 THROUGH 100).....	120	2317	2925	333	292	7890	1266	1547	186
TOTAL ACTIVE CASELOAD THIS YEAR (ADD LINES 60 AND 110).....									
JUDICIAL DISPOSITIONS.....	130	600	311	116	53	10	0	0	0
GUILTY PLEAS.....	140	0	0	0	0	3	0	0	0
INFORMAL CIVIL HEARINGS BY JUDGE.....	145	0	0	0	0	35	0	0	0
FORMAL CIVIL HEARINGS BY JUDGE.....	150	7	7	1	1	0	6	239	46
TRIALS WITHOUT JURY.....	155	13	4	1	1	0	2	0	0
TRIALS BY JURY.....	160	126	285	41	31	11	52	165	14
DISMISSALS.....	170	12	111	0	0	0	0	0	0
PRELIMINARY EXAMS WAIVED.....	175	0	68	0	0	0	0	0	0
PRELIMINARY EXAMS CONDUCTED.....	180	65	126	8	6	1	4	0	0
BENCH WARRANTS.....	185	0	0	0	0	0	36	59	0
NO PROGRESS.....	190	161	49	8	9	263	434	552	63
OTHER JUDICIAL DISPOSITIONS.....	200	984	961	145	101	323	534	1015	123
SUBTOTAL (ADD LINES 130 THROUGH 190).....									
OTHER DISPOSITIONS.....	210	414	1601	31	149	988	0	0	0
MAGISTRATES - GUILTY AND ADMISSIONS.....	215	0	0	0	0	235	0	0	0
MAGISTRATES - INFORMAL HEARINGS - CIVIL.....	220	0	0	0	0	5155	0	0	0
TRAFFIC BUREAU.....	230	35	77	1	43	206	342	394	49
NON-SERVICE.....	240	449	1678	32	192	6584	342	394	49
SUBTOTAL (ADD LINES 210 THROUGH 230).....	250	1433	2639	177	293	6907	876	1409	172
TOTAL DISPOSITIONS (ADD LINES 200 AND 240).....									
PENDING CASES AT THE END OF YEAR.....	260	150	82	14	31	-8	4	0	0
INACTIVE: BENCH WARRANTS (LINES 10 - 90 + 180).....	270	159	46	0	40	186	157	107	12
INACTIVE: NON-SERVICE (LINES 20 - 95 + 230).....	280	884	286	156	-1	983	390	138	14
ACTIVE PENDING (SUBTRACT LINE 250 FROM LINE 120).....	290	1193	414	170	70	1161	551	245	26
TOTAL CASES PENDING AT END OF YEAR (LINES 260+270+280).....									
CIVIL CASES PENDING OVER 1 YEAR.....	300	0	0	0	0	0	8	0	1

REGION 5

DISTRICT #88-1

ALPENA COUNTY

* CRIMINAL *					* CIVIL *			* T *	

* STATE OFFENSE *		* ORDINANCE *			* CIVIL *	* SMALL * MARY *	* SUM- * PROC. *		* T *

L	I	N	E						
* TRAF- * FIC	* TRAF- * FIC	* TRAF- * FIC	* TRAF- * FIC	* CTIONS*	* CIVIL	* CLAIMS*			

PENDING CASES AT THE BEGINNING OF THE YEAR.....									
INACTIVE BENCH WARRANTS.....	10	76	43	16	6	0	1	0	142
INACTIVE: NON-SERVICE.....	20	62	15	11	9	0	48	57	207
TOTAL (ADD LINES 10 AND 20).....	30	138	58	27	15	0	49	57	349
ACTIVE PENDING.....	40	156	229	39	22	396	84	15	952
NEW CASES FILED THIS YEAR.....	50	996	1301	24	61	2876	290	434	6040
SUBTOTAL ACTIVE.....	60	1152	1530	63	83	3272	374	449	6992
RE-OPENED CASES.....									
REMANDS FROM HIGHER COURTS.....	70	0	6	0	0	0	2	0	8
PROBATION VIOLATIONS.....	80	0	0	0	0	0	0	0	0
MISTRIALS.....	85	0	0	0	0	0	0	0	0
APPEARANCE AFTER BENCH WARRANT ISSUED.....	90	21	35	1	1	1	1	0	60
SERVICE MADE/ARRAIGNMENT.....	95	8	150	0	2	0	92	135	400
APPEALS FROM MAGISTRATES.....	100	0	0	0	0	8	0	0	8
OTHER.....	105	0	0	0	0	0	37	5	42
SUBTOTAL (ADD LINES 70 THROUGH 100).....	110	29	191	1	3	9	132	140	518
TOTAL ACTIVE CASELOAD THIS YEAR (ADD LINES 60 AND 110).....	120	1181	1721	64	86	3281	506	589	7510
JUDICIAL DISPOSITIONS.....									
GUILTY PLEAS.....	130	180	253	0	23	52	0	0	508
INFORMAL CIVIL HEARINGS BY JUDGE.....	140	0	0	0	0	0	0	0	0
FORMAL CIVIL HEARINGS BY JUDGE.....	145	0	0	0	0	20	0	0	20
TRIALS WITHOUT JURY.....	150	2	18	0	4	0	14	31	79
TRIALS BY JURY.....	155	2	3	0	0	0	1	0	6
DISMISSALS.....	160	149	249	0	29	65	74	182	760
PRELIMINARY EXAMS WAIVED.....	170	0	90	0	0	0	0	0	90
PRELIMINARY EXAMS CONDUCTED.....	175	0	18	0	0	0	0	0	18
BENCH WARRANTS.....	180	74	53	2	1	1	1	1	133
NO PROGRESS.....	185	0	0	0	0	0	43	45	102
OTHER JUDICIAL DISPOSITIONS.....	190	30	134	0	10	40	161	126	520
SUBTOTAL (ADD LINES 130 THROUGH 190).....	200	437	818	2	67	178	294	385	2236
OTHER DISPOSITIONS.....									
MAGISTRATES - GUILTY AND ADMISSIONS.....	210	574	433	18	4	2648	0	0	3677
MAGISTRATES - INFORMAL HEARINGS - CIVIL.....	215	0	0	0	0	82	0	0	82
TRAFFIC BUREAU.....	220	0	0	0	0	0	0	0	0
NON-SERVICE.....	230	47	342	4	5	0	116	147	673
SUBTOTAL (ADD LINES 210 THROUGH 230).....	240	621	775	22	9	2730	116	147	4432
TOTAL DISPOSITIONS (ADD LINES 200 AND 240).....	250	1058	1593	24	76	2908	410	532	6668
PENDING CASES AT THE END OF YEAR.....									
INACTIVE: BENCH WARRANTS (LINES 10 + 90 + 180).....	260	129	61	17	6	0	1	1	215
INACTIVE: NON-SERVICE (LINES 20 + 95 + 230).....	270	101	207	15	12	0	72	69	480
ACTIVE PENDING (SUBTRACT LINE 250 FROM LINE 120).....	280	123	128	40	10	373	96	57	842
TOTAL CASES PENDING AT END OF YEAR (LINES 260+270+280).....	290	353	396	72	28	373	169	127	1537
CIVIL CASES PENDING OVER 1 YEAR.....	300	0	0	0	0	0	0	0	0

REGION 5

DISTRICT #88-2

MONTMORENCY COUNTY

* C R I M I N A L *					* C I V I L *				* T *	
* STATE OFFENSE * ORDINANCE *					* CIVIL * * SUM- * T *				* A *	
*****					*****				*****	
L	* TRAF-	* TRAF-	* TRAF-	* TRAF-	* CIVIL	* CIVIL	* SMALL	* MARY	* S	* S
E	* FIC	* FIC	* FIC	* FIC	* CTIONS	* CIVIL	* CLAIMS	* PROC.	* S	* S

PENDING CASES AT THE BEGINNING OF THE YEAR.....										
INACTIVE BENCH WARRANTS.....	10	5	11	0	0	0	0	0	0	16
INACTIVE: NON-SERVICE.....	20	19	9	0	0	0	29	33	7	97
TOTAL (ADD LINES 10 AND 20).....	30	24	20	0	0	0	29	33	7	113
ACTIVE PENDING.....	40	144	117	0	0	276	37	13	0	587
NEW CASES FILED THIS YEAR.....	50	399	591	0	0	1269	79	112	7	2457
SUBTOTAL ACTIVE.....	60	543	708	0	0	1545	116	125	7	3044
RE-OPENED CASES.....										
REMAIDS FROM HIGHER COURTS.....	70	0	2	0	0	0	0	0	0	2
PROBATION VIOLATIONS.....	80	0	0	0	0	0	0	0	0	0
MISTRIALS.....	85	0	0	0	0	0	0	0	0	0
APPEARANCE AFTER BENCH WARRANT ISSUED.....	90	0	1	0	0	0	0	0	0	1
SERVICE MADE/ARRAIGNMENT.....	95	0	0	0	0	0	28	34	4	66
APPEALS FROM MAGISTRATES.....	100	0	1	0	0	1	0	0	0	2
OTHER.....	105	0	1	0	0	0	0	2	0	3
SUBTOTAL (ADD LINES 70 THROUGH 100).....	110	0	5	0	0	1	28	36	4	74
TOTAL ACTIVE CASELOAD THIS YEAR (ADD LINES 60 AND 110).....	120	543	713	0	0	1546	144	161	11	3118
JUDICIAL DISPOSITIONS.....										
GUILTY PLEAS.....	130	83	47	0	0	5	0	0	0	135
INFORMAL CIVIL HEARINGS BY JUDGE.....	140	0	0	0	0	0	0	0	0	0
FORMAL CIVIL HEARINGS BY JUDGE.....	145	0	0	0	0	10	0	0	0	10
TRIALS WITHOUT JURY.....	150	4	8	0	0	0	1	16	2	31
TRIALS BY JURY.....	155	0	4	0	0	0	0	0	0	4
DISMISSALS.....	160	12	27	0	0	2	10	47	1	99
PRELIMINARY EXAMS WAIVED.....	170	0	15	0	0	0	0	0	0	15
PRELIMINARY EXAMS CONDUCTED.....	175	0	13	0	0	0	0	7	0	13
BENCH WARRANTS.....	180	0	0	0	0	0	0	0	0	0
NO PROGRESS.....	185	0	0	0	0	0	0	0	0	0
OTHER JUDICIAL DISPOSITIONS.....	190	1	4	0	0	0	43	47	3	98
SUBTOTAL (ADD LINES 130 THROUGH 190).....	200	100	118	0	0	17	54	110	6	405
OTHER DISPOSITIONS.....										
MAGISTRATES - GUILTY AND ADMISSIONS.....	210	311	494	0	0	1426	0	0	0	2231
MAGISTRATES - INFORMAL HEARINGS - CIVIL.....	215	0	0	0	0	5	0	0	0	5
TRAFFIC BUREAU.....	220	0	0	0	0	0	0	0	0	0
NON-SERVICE.....	230	0	0	0	0	0	50	39	2	91
SUBTOTAL (ADD LINES 210 THROUGH 230).....	240	311	494	0	0	1431	50	39	2	2327
TOTAL DISPOSITIONS (ADD LINES 200 AND 240).....	250	411	612	0	0	1448	104	149	8	2732
PENDING CASES AT THE END OF YEAR.....										
INACTIVE: BENCH WARRANTS (LINES 10 - 90 + 180).....	260	5	10	0	0	0	0	0	0	15
INACTIVE: NON-SERVICE (LINES 20 - 95 + 230).....	270	19	9	0	0	0	51	38	5	122
ACTIVE PENDING (SUBTRACT LINE 250 FROM LINE 120).....	280	132	101	0	0	98	40	12	3	386
TOTAL CASES PENDING AT END OF YEAR(LINES 260+270+280).....	290	156	120	0	0	98	91	50	8	523
CIVIL CASES PENDING OVER 1 YEAR.....	300	0	0	0	0	0	0	0	0	0

REGION 5

DISTRICT #88
COURT SUMMARY

* CRIMINAL *					* CIVIL *				* T *

* STATE OFFENSE *	* ORDINANCE *		* * * * *	* CIVIL *	* * * * *	* SUM- *	* MARY *	* * * * *	* S *

L	* NON *	* TRAF- *	* TRAF- *	* TRAF- *	* CTIONS*	* CIVIL *	* CLAIMS*	* PROC. *	* * * * *
I	* FIC *	* FIC *	* FIC *	* FIC *	* * * * *	* * * * *	* * * * *	* * * * *	* * * * *

PENDING CASES AT THE BEGINNING OF THE YEAR.....									
INACTIVE BENCH WARRANTS.....	10	81	54	16	6	0	1	0	158
INACTIVE: NON-SERVICE.....	20	81	24	11	9	0	0	0	
TOTAL (ADD LINES 10 AND 20).....	30	162	78	27	15	0	77	90	304
ACTIVE PENDING.....	40	300	346	39	22	672	121	28	1539
NEW CASES FILED THIS YEAR.....	50	1395	1892	24	61	4145	369	546	8497
SUBTOTAL ACTIVE.....	60	1695	2238	63	83	4817	490	574	10036
RE-OPENED CASES.....									
REMANDS FROM HIGHER COURTS.....	70	0	8	0	0	0	2	0	10
PROBATION VIOLATIONS.....	80	0	0	0	0	0	0	0	0
MISTRIALS.....	85	0	0	0	0	0	0	0	0
APPEARANCE AFTER BENCH WARRANT ISSUED.....	90	21	36	1	1	1	0	0	61
SERVICE MADE/ARRAIGNMENT.....	95	8	150	0	2	0	120	169	466
APPEALS FROM MAGISTRATES.....	100	0	1	0	0	9	0	0	10
OTHER.....	105	0	1	0	0	0	0	0	10
SUBTOTAL (ADD LINES 70 THROUGH 100).....	110	29	196	1	3	10	160	176	592
TOTAL ACTIVE CASELOAD THIS YEAR (ADD LINES 60 AND 110).....	120	1724	2434	64	86	4827	650	750	10628
JUDICIAL DISPOSITIONS.....									
GUILTY PLEAS.....	130	263	300	0	23	57	0	0	643
INFORMAL CIVIL HEARINGS BY JUDGE.....	140	0	0	0	0	0	0	0	0
FORMAL CIVIL HEARINGS BY JUDGE.....	145	0	0	0	0	30	0	0	30
TRIALS WITHOUT JURY.....	150	6	26	0	4	0	15	47	110
TRIALS BY JURY.....	155	2	7	0	0	0	1	0	10
DISMISSALS.....	160	151	276	0	29	67	84	229	859
PRELIMINARY EXAMS WAIVED.....	170	0	105	0	0	0	0	0	105
PRELIMINARY EXAMS CONDUCTED.....	175	0	31	0	0	0	0	0	31
BENCH WARRANTS.....	180	74	53	2	1	1	1	0	133
NO PROGRESS.....	185	0	0	0	0	0	43	45	102
OTHER JUDICIAL DISPOSITIONS.....	190	31	138	0	10	40	204	173	618
SUBTOTAL (ADD LINES 130 THROUGH 190).....	200	537	936	2	67	195	348	495	2641
OTHER DISPOSITIONS.....									
MAGISTRATES - GUILTY AND ADMISSIONS.....	210	885	927	18	4	4074	0	0	5908
MAGISTRATES - INFORMAL HEARINGS - CIVIL.....	215	0	0	0	0	87	0	0	87
TRAFFIC BUREAU.....	220	0	0	0	0	0	0	0	0
NON-SERVICE.....	230	47	342	4	5	0	166	186	764
SUBTOTAL (ADD LINES 210 THROUGH 230).....	240	932	1269	22	9	4161	166	186	6759
TOTAL DISPOSITIONS (ADD LINES 200 AND 240).....	250	1469	2205	24	76	4356	514	681	9400
PENDING CASES AT THE END OF YEAR.....									
INACTIVE: BENCH WARRANTS (LINES 10 - 90 + 180).....	260	134	71	17	6	0	1	1	230
INACTIVE: NON-SERVICE (LINES 20 - 95 + 230).....	270	120	216	15	12	0	123	107	602
ACTIVE PENDING (SUBTRACT LINE 250 FROM LINE 120).....	280	255	229	40	10	471	136	69	1228
TOTAL CASES PENDING AT END OF YEAR (LINES 260+270+280).....	290	509	516	72	28	471	260	177	2060
CIVIL CASES PENDING OVER 1 YEAR.....	300	0	0	0	0	0	0	0	0

CHEBODYGAN COUNTY

* C R I M I N A L *					* C I V I L *			* T *	
*****					*****			*****	
* STATE OFFENSE *		* O R D I N A N C E *			* C I V I L *		* S U M - *		* T *
*****					*****			*****	
L	* N O N *	* N O N *	* N O N *	* N O N *	* I N F R A *	* S M A L L *	* M A R Y *	* A *	
N	* T R A F - *	* T R A F - *	* T R A F - *	* T R A F - *	* C T I O N S *	* C I V I L *	* C L A I M S *	* P R O C . *	
E	* F I C *	* F I C *	* F I C *	* F I C *	*	*	*	* S *	

PENDING CASES AT THE BEGINNING OF THE YEAR.....									
INACTIVE BENCH WARRANTS.....	10	45	28	9	6	0	0	0	88
INACTIVE: NON-SERVICE.....	20	484	158	38	4	0	57	22	765
TOTAL (ADD LINES 10 AND 20).....	30	529	186	47	10	0	57	22	853
ACTIVE PENDING.....	40	122	16	1	0	568	97	17	822
NEW CASES FILED THIS YEAR.....	50	725	932	51	28	3606	477	304	6157
SUBTOTAL ACTIVE.....	60	847	948	52	28	4174	574	321	6979
RE-OPENED CASES.....									
REMANDS FROM HIGHER COURTS.....	70	0	7	0	0	0	2	0	9
PROBATION VIOLATIONS.....	80	0	0	0	0	0	0	0	0
MISTRIALS.....	85	0	0	0	0	0	0	0	0
APPEARANCE AFTER BENCH WARRANT ISSUED.....	90	23	25	5	1	0	0	0	54
SERVICE MADE/ARRAIGNMENT.....	95	134	116	2	6	0	127	91	491
APPEALS FROM MAGISTRATES.....	100	0	0	0	0	10	0	0	10
OTHER.....	105	0	1	0	0	0	5	10	16
SUBTOTAL (ADD LINES 70 THROUGH 100).....	110	157	149	7	7	10	134	101	580
TOTAL ACTIVE CASELOAD THIS YEAR (ADD LINES 60 AND 110).....	120	1004	1097	59	35	4184	708	422	7559
JUDICIAL DISPOSITIONS.....									
GUILTY PLEAS.....	130	121	130	14	20	8	0	0	293
INFORMAL CIVIL HEARINGS BY JUDGE.....	140	0	0	0	0	0	0	0	0
FORMAL CIVIL HEARINGS BY JUDGE.....	145	0	0	0	0	20	0	0	20
TRIALS WITHOUT JURY.....	150	16	29	2	0	0	15	34	98
TRIALS BY JURY.....	155	3	6	0	0	0	2	0	11
DISMISSALS.....	160	106	96	4	7	220	89	41	571
PRELIMINARY EXAMS WAIVED.....	170	2	45	0	0	0	0	0	47
PRELIMINARY EXAMS CONDUCTED.....	175	3	51	0	0	0	0	0	54
BENCH WARRANTS.....	180	21	29	4	2	0	0	0	56
NO PROGRESS.....	185	0	0	0	0	0	28	16	47
OTHER JUDICIAL DISPOSITIONS.....	190	43	21	0	1	535	292	211	1121
SUBTOTAL (ADD LINES 130 THROUGH 190).....	200	315	407	24	30	783	426	302	2318
OTHER DISPOSITIONS.....									
MAGISTRATES - GUILTY AND ADMISSIONS.....	210	480	509	12	0	2148	0	0	3149
MAGISTRATES - INFORMAL HEARINGS - CIVIL.....	215	0	0	0	0	112	0	0	112
TRAFFIC BUREAU.....	220	0	0	0	0	915	0	0	915
NON-SERVICE.....	230	115	141	15	3	0	234	111	638
SUBTOTAL (ADD LINES 210 THROUGH 230).....	240	595	650	27	3	3175	234	111	4814
TOTAL DISPOSITIONS (ADD LINES 200 AND 240).....	250	910	1057	51	33	3958	660	413	7132
PENDING CASES AT THE END OF YEAR.....									
INACTIVE: BENCH WARRANTS (LINES 10 - 90 + 180).....	260	43	32	8	7	0	0	0	90
INACTIVE: NON-SERVICE (LINES 20 - 95 + 230).....	270	465	183	51	1	0	164	42	912
ACTIVE PENDING (SUBTRACT LINE 250 FROM LINE 120).....	280	94	40	8	2	226	48	9	427
TOTAL CASES PENDING AT END OF YEAR(LINES 260+270+280).....	290	602	255	67	10	226	212	51	1429
CIVIL CASES PENDING OVER 1 YEAR.....	300	0	0	0	0	0	38	0	39

REGION 5

DISTRICT #89-2

PRESQUE ISLE COUNTY

* C R I M I N A L *					* C I V I L *				* T *

* STATE OFFENSE * ORDINANCE *									* T *

L	* NON * NON * CIVIL *				* SUM-				
I	* TRAF-	* TRAF-	* TRAF-	* TRAF-	* CTIONS*	* CIVIL *	* SMALL *	* MARY *	* L *
N	* FIC *	* FIC *	* FIC *	* FIC *					
E									* S *

PENDING CASES AT THE BEGINNING OF THE YEAR.....									
INACTIVE BENCH WARRANTS.....	10	0	0	0	0	0	0	0	0
INACTIVE: NON-SERVICE.....	20	47	32	26	6	8	15	5	3
TOTAL (ADD LINES 10 AND 20).....	30	47	32	26	6	8	15	5	3
ACTIVE PENDING.....	40	20	22	3	1	49	14	19	0
NEW CASES FILED THIS YEAR.....	50	188	466	61	72	1016	59	171	15
SUBTOTAL ACTIVE.....	60	208	488	64	73	1065	73	190	15
RE-OPENED CASES.....									
REMANDS FROM HIGHER COURTS.....	70	0	1	0	0	0	0	0	0
PROBATION VIOLATIONS.....	80	0	0	0	0	0	0	0	0
MISTRIALS.....	85	0	0	0	0	0	0	0	0
APPEARANCE AFTER BENCH WARRANT ISSUED.....	90	1	0	1	0	0	0	0	2
SERVICE MADE/ARRAIGNMENT.....	95	29	80	10	7	79	39	46	10
APPEALS FROM MAGISTRATES.....	100	0	0	0	0	2	0	0	0
OTHER.....	105	0	0	0	0	0	1	0	0
SUBTOTAL (ADD LINES 70 THROUGH 100).....	110	30	81	11	7	81	40	46	10
TOTAL ACTIVE CASELOAD THIS YEAR (ADD LINES 60 AND 110).....	120	238	569	75	80	1146	113	236	25
JUDICIAL DISPOSITIONS.....									
GUILTY PLEAS.....	130	45	39	17	14	0	0	0	0
INFORMAL CIVIL HEARINGS BY JUDGE.....	140	0	0	0	0	9	0	0	0
FORMAL CIVIL HEARINGS BY JUDGE.....	145	0	0	0	0	3	0	0	0
TRIALS WITHOUT JURY.....	150	9	22	2	5	0	6	4	2
TRIALS BY JURY.....	155	1	3	0	0	0	2	0	0
DISMISSALS.....	160	14	33	13	3	28	9	72	3
PRELIMINARY EXAMS WAIVED.....	170	1	12	0	0	0	0	0	0
PRELIMINARY EXAMS CONDUCTED.....	175	4	28	0	0	0	0	0	0
BENCH WARRANTS.....	180	3	3	2	0	0	0	0	0
NO PROGRESS.....	185	0	0	0	0	0	3	7	1
OTHER JUDICIAL DISPOSITIONS.....	190	15	51	7	12	9	47	96	10
SUBTOTAL (ADD LINES 130 THROUGH 190).....	200	92	191	41	34	49	67	179	16
OTHER DISPOSITIONS.....									
MAGISTRATES - GUILTY AND ADMISSIONS.....	210	106	269	25	36	918	0	0	0
MAGISTRATES - INFORMAL HEARINGS - CIVIL.....	215	0	0	0	0	43	0	0	0
TRAFFIC BUREAU.....	220	0	0	0	0	0	0	0	0
NON-SERVICE.....	230	25	93	5	5	88	30	51	9
SUBTOTAL (ADD LINES 210 THROUGH 230).....	240	131	362	30	41	1049	30	51	9
TOTAL DISPOSITIONS (ADD LINES 200 AND 240).....	250	223	553	71	75	1098	97	230	25
PENDING CASES AT THE END OF YEAR.....									
INACTIVE: BENCH WARRANTS (LINES 10 - 90 + 180).....	260	2	3	1	0	0	0	0	0
INACTIVE: NON-SERVICE (LINES 20 - 95 + 230).....	270	43	45	21	4	17	6	10	2
ACTIVE PENDING (SUBTRACT LINE 250 FROM LINE 120).....	280	15	16	4	5	48	16	6	0
TOTAL CASES PENDING AT END OF YEAR(LINES 260+270+280).....	290	60	64	26	9	65	22	16	2
CIVIL CASES PENDING OVER 1 YEAR.....	300	0	0	0	0	0	0	0	0

COURT SUMMARY

* C R I M I N A L *					* C I V I L *				* T *

* STATE OFFENSE *		* ORDINANCE *			* CIVIL *	* SMALL *	* SUM- *	* MARY *	* A *

L	* NON	* TRAF-	* TRAF-	* TRAF-	* TRAF-	* CIVIL	* CIVIL	* CLAIMS	* PROC.

E	* FIC	* FIC	* FIC	* FIC	* CTIONS	* CIVIL	* CLAIMS	* PROC.	* S

PENDING CASES AT THE BEGINNING OF THE YEAR.....									
INACTIVE BENCH WARRANTS.....	10	45	28	9	6	0	0	0	88
INACTIVE: NON-SERVICE.....	20	531	190	64	10	8	72	27	907
TOTAL (ADD LINES 10 AND 20).....	30	576	218	73	16	8	72	27	995
ACTIVE PENDING.....	40	142	38	4	1	617	111	36	950
NEW CASES FILED THIS YEAR.....	50	913	1398	112	100	4622	536	475	8205
SUBTOTAL ACTIVE.....	60	1055	1436	116	101	5239	647	511	9155
RE-OPENED CASES.....									
REMANDS FROM HIGHER COURTS.....	70	0	8	0	0	0	2	0	10
PROBATION VIOLATIONS.....	80	0	0	0	0	0	0	0	0
MISTRIALS.....	85	0	0	0	0	0	0	0	0
APPEARANCE AFTER BENCH WARRANT ISSUED.....	90	24	25	6	1	0	0	0	56
SERVICE MADE/ARRAIGNMENT.....	95	163	196	12	13	79	166	137	791
APPEALS FROM MAGISTRATES.....	100	0	0	0	0	12	0	0	12
OTHER.....	105	0	1	0	0	0	6	10	17
SUBTOTAL (ADD LINES 70 THROUGH 100).....	110	187	230	18	14	91	174	147	886
TOTAL ACTIVE CASELOAD THIS YEAR (ADD LINES 60 AND 110).....	120	1242	1666	134	115	5330	821	658	10041
JUDICIAL DISPOSITIONS.....									
GUILTY PLEAS.....	130	166	169	31	34	8	0	0	408
INFORMAL CIVIL HEARINGS BY JUDGE.....	140	0	0	0	0	9	0	0	9
FORMAL CIVIL HEARINGS BY JUDGE.....	145	0	0	0	0	23	0	0	23
TRIALS WITHOUT JURY.....	150	25	51	4	5	0	21	38	148
TRIALS BY JURY.....	155	4	9	0	0	0	4	0	17
DISMISSALS.....	160	120	129	17	10	248	98	113	746
PRELIMINARY EXAMS WAIVED.....	170	3	57	0	0	0	0	0	60
PRELIMINARY EXAMS CONDUCTED.....	175	7	79	0	0	0	0	0	86
BENCH WARRANTS.....	180	24	32	6	2	0	0	0	64
NO PROGRESS.....	185	0	0	0	0	0	31	23	58
OTHER JUDICIAL DISPOSITIONS.....	190	58	72	7	13	544	339	307	1368
SUBTOTAL (ADD LINES 130 THROUGH 190).....	200	407	598	65	64	832	493	481	2987
OTHER DISPOSITIONS.....									
MAGISTRATES - GUILTY AND ADMISSIONS.....	210	586	778	37	36	3066	0	0	4503
MAGISTRATES - INFORMAL HEARINGS - CIVIL.....	215	0	0	0	0	155	0	0	155
TRAFFIC BUREAU.....	220	0	0	0	0	915	0	0	915
NON-SERVICE.....	230	140	234	20	8	88	264	162	944
SUBTOTAL (ADD LINES 210 THROUGH 230).....	240	726	1012	57	44	4224	264	162	6517
TOTAL DISPOSITIONS (ADD LINES 200 AND 240).....	250	1133	1610	122	108	5056	757	643	9504
PENDING CASES AT THE END OF YEAR.....									
INACTIVE: BENCH WARRANTS (LINES 10 - 90 + 180).....	260	45	35	9	7	0	0	0	96
INACTIVE: NON-SERVICE (LINES 20 - 95 + 230).....	270	508	228	72	5	17	170	52	1060
ACTIVE PENDING (SUBTRACT LINE 250 FROM LINE 120).....	280	109	56	12	7	274	64	15	537
TOTAL CASES PENDING AT END OF YEAR(LINES 260+270+380).....	290	662	319	93	19	291	234	67	1693
CIVIL CASES PENDING OVER 1 YEAR.....	300	0	0	0	0	0	38	0	39

CHARLEVOIX COUNTY

* C R I M I N A L *					* C I V I L *				* T *	

* STATE OFFENSE *		* ORDINANCE *			* CIVIL *		* SUM- *		* T *	

L	* NON	* TRAF-	* TRAF-	* NON	* INFRA	* CIVIL	* SMALL	* MARY	* A *	
I	* FIC	* FIC	* FIC	* FIC	* CTIONS	* CIVIL	* CLAIMS	* PROC.	* L *	
N	*****									
E	* FIC	* FIC	* FIC	* FIC	* CTIONS	* CIVIL	* CLAIMS	* PROC.	* S *	

PENDING CASES AT THE BEGINNING OF THE YEAR.....										
INACTIVE BENCH WARRANTS.....	10	28	47	0	1	1	0	0	0	77
INACTIVE; NON-SERVICE.....	20	103	24	25	1	0	31	48	5	237
TOTAL (ADD LINES 10 AND 20).....	30	131	71	25	2	1	31	48	5	314
ACTIVE PENDING.....	40	55	165	37	15	89	91	14	3	469
NEW CASES FILED THIS YEAR.....	50	449	1014	6	6	1563	309	338	54	3739
SUBTOTAL ACTIVE.....	60	504	1179	43	21	1652	400	352	57	4208
RE-OPENED CASES.....										
REMANDS FROM HIGHER COURTS.....	70	0	1	0	0	0	0	0	0	1
PROBATION VIOLATIONS.....	80	0	0	0	0	0	0	0	0	0
MISTRIALS.....	85	0	0	0	0	0	0	0	0	0
APPEARANCE AFTER BENCH WARRANT ISSUED.....	90	3	13	0	1	1	13	3	0	34
SERVICE MADE/ARRAIGNMENT.....	95	106	57	25	5	28	85	121	19	446
APPEALS FROM MAGISTRATES.....	100	0	0	0	0	4	0	0	0	4
OTHER.....	105	0	1	0	0	0	9	6	0	16
SUBTOTAL (ADD LINES 70 THROUGH 100).....	110	109	72	25	6	33	107	130	19	501
TOTAL ACTIVE CASELOAD THIS YEAR (ADD LINES 60 AND 110).....	120	613	1251	68	27	1685	507	482	76	4709
JUDICIAL DISPOSITIONS.....										
GUILTY PLEAS.....	130	84	66	12	3	0	0	0	0	165
INFORMAL CIVIL HEARINGS BY JUDGE.....	140	0	0	0	0	0	0	0	0	0
FORMAL CIVIL HEARINGS BY JUDGE.....	145	0	0	0	0	15	0	0	0	15
TRIALS WITHOUT JURY.....	150	1	9	0	1	0	8	63	28	110
TRIALS BY JURY.....	155	2	2	0	0	0	1	0	0	5
DISMISSALS.....	160	21	99	2	12	0	34	22	0	190
PRELIMINARY EXAMS WAIVED.....	170	4	93	0	0	0	0	0	0	97
PRELIMINARY EXAMS CONDUCTED.....	175	0	23	0	0	0	0	0	0	23
BENCH WARRANTS.....	180	8	5	0	0	0	0	0	0	13
NO PROGRESS.....	185	0	0	0	0	0	8	5	1	14
OTHER JUDICIAL DISPOSITIONS.....	190	98	284	25	3	130	277	267	25	1109
SUBTOTAL (ADD LINES 130 THROUGH 190).....	200	218	581	39	19	145	328	357	54	1741
OTHER DISPOSITIONS.....										
MAGISTRATES - GUILTY AND ADMISSIONS.....	210	259	395	14	1	1383	0	0	0	2052
MAGISTRATES - INFORMAL HEARINGS - CIVIL.....	215	0	0	0	0	58	0	0	0	58
TRAFFIC BUREAU.....	220	0	0	0	0	0	0	0	0	0
NON-SERVICE.....	230	7	101	0	6	28	165	112	17	436
SUBTOTAL (ADD LINES 210 THROUGH 230).....	240	266	496	14	7	1469	165	112	17	2546
TOTAL DISPOSITIONS (ADD LINES 200 AND 240).....	250	484	1077	53	26	1614	493	469	71	4287
PENDING CASES AT THE END OF YEAR.....										
INACTIVE: BENCH WARRANTS (LINES 10 - 90 + 180).....	260	33	39	0	0	0	-13	-3	0	56
INACTIVE: NON-SERVICE (LINES 20 - 95 + 230).....	270	4	68	0	2	0	111	39	3	227
ACTIVE PENDING (SUBTRACT LINE 250 FROM LINE 120).....	280	129	174	15	1	71	14	13	5	422
TOTAL CASES PENDING AT END OF YEAR(LINES 260+270+280).....	290	166	281	15	3	71	112	49	8	705
CIVIL CASES PENDING OVER 1 YEAR.....	300	0	0	0	0	0	8	0	0	8

REGION 5

DISTRICT #90-2

EMMET COUNTY

* C R I M I N A L *					* C I V I L *				* T *	

* STATE OFFENSE *		* ORDINANCE *		* CIVIL *		* SUM- *		* MARY *		* T *

L	* NON *	* TRAF- *	* TRAF- *	* TRAF- *	* TRAF- *	* CIVIL *	* SMALL *	* MARY *	* S *	
E	* FIC *	* FIC *	* FIC *	* FIC *	* CTIONS *	* CIVIL *	* CLAIMS *	* PROC. *	* S *	

PENDING CASES AT THE BEGINNING OF THE YEAR.....										
INACTIVE BENCH WARRANTS.....	10	17	53	10	11	0	0	0	0	91
INACTIVE: NON-SERVICE.....	20	135	63	53	3	0	77	49	2	382
TOTAL (ADD LINES 10 AND 20).....	30	152	116	63	14	0	77	49	2	473
ACTIVE PENDING.....	40	62	45	5	1	88	91	28	3	323
NEW CASES FILED THIS YEAR.....	50	760	722	107	60	2092	490	429	39	4699
SUBTOTAL ACTIVE.....	60	822	767	112	61	2180	581	457	42	5022
RE-OPENED CASES.....										
REMANDS FROM HIGHER COURTS.....	70	0	0	0	0	0	2	0	0	2
PROBATION VIOLATIONS.....	80	0	0	0	0	0	0	0	0	0
MISTRIALS.....	85	0	0	0	0	0	0	0	0	0
APPEARANCE AFTER BENCH WARRANT ISSUED.....	90	9	17	6	11	0	0	0	0	43
SERVICE MADE/ARRAIGNMENT.....	95	127	161	55	8	0	365	241	20	977
APPEALS FROM MAGISTRATES.....	100	0	0	0	0	1	0	0	0	1
OTHER.....	105	0	3	0	0	3	17	5	1	29
SUBTOTAL (ADD LINES 70 THROUGH 100).....	110	136	181	61	19	4	384	246	21	1052
TOTAL ACTIVE CASELOAD THIS YEAR (ADD LINES 60 AND 110).....	120	958	948	173	80	2184	965	703	63	6074
JUDICIAL DISPOSITIONS.....										
GUILTY PLEAS.....	130	174	205	67	19	4	0	0	0	469
INFORMAL CIVIL HEARINGS BY JUDGE.....	140	0	0	0	0	0	0	0	0	0
FORMAL CIVIL HEARINGS BY JUDGE.....	145	0	0	0	0	5	0	0	0	5
TRIALS WITHOUT JURY.....	150	3	3	0	0	0	2	57	1	66
TRIALS BY JURY.....	155	0	2	0	0	0	3	0	0	5
DISMISSALS.....	160	10	54	8	9	0	138	176	8	403
PRELIMINARY EXAMS WAIVED.....	170	0	50	0	0	0	0	0	0	50
PRELIMINARY EXAMS CONDUCTED.....	175	0	31	0	0	0	0	0	0	31
BENCH WARRANTS.....	180	9	12	1	3	0	0	0	0	25
NO PROGRESS.....	185	0	0	0	0	0	0	0	0	0
OTHER JUDICIAL DISPOSITIONS.....	190	1	39	1	5	287	356	201	32	922
SUBTOTAL (ADD LINES 130 THROUGH 190).....	200	197	396	77	36	296	499	434	41	1976
OTHER DISPOSITIONS.....										
MAGISTRATES - GUILTY AND ADMISSIONS.....	210	559	303	46	25	1884	0	0	0	2817
MAGISTRATES - INFORMAL HEARINGS - CIVIL.....	215	0	0	0	0	58	0	0	0	58
TRAFFIC BUREAU.....	220	0	0	0	0	0	0	0	0	0
NON-SERVICE.....	230	119	169	32	8	0	375	232	20	955
SUBTOTAL (ADD LINES 210 THROUGH 230).....	240	678	472	78	33	1942	375	232	20	3830
TOTAL DISPOSITIONS (ADD LINES 200 AND 240).....	250	875	868	155	69	2238	874	666	61	5806
PENDING CASES AT THE END OF YEAR.....										
INACTIVE: BENCH WARRANTS (LINES 10 - 90 + 180).....	260	17	48	5	3	0	0	0	0	73
INACTIVE: NON-SERVICE (LINES 20 - 95 + 230).....	270	127	71	30	3	0	87	40	2	360
ACTIVE PENDING (SUBTRACT LINE 250 FROM LINE 120).....	280	83	80	18	11	-54	91	37	2	268
TOTAL CASES PENDING AT END OF YEAR (LINES 260+270+280).....	290	227	199	53	17	-54	178	77	4	701
CIVIL CASES PENDING OVER 1 YEAR.....	300	0	0	0	0	0	2	0	0	2

REGION 5

DISTRICT #90

COURT SUMMARY

* C R I M I N A L *					* C I V I L *				* T *	

* STATE OFFENSE * ORDINANCE *					* CIVIL *		* SUM-		* T *	

L	* NON	* NON	* NON	* NON	* CIVIL	* SMALL	* MARY	* A *		

N	* TRAF-	* TRAF-	* TRAF-	* TRAF-	* CTIONS	* CIVIL	* CLAIMS	* PROC.	* S *	

E	* FIC	* FIC	* FIC	* FIC						

PENDING CASES AT THE BEGINNING OF THE YEAR.....										
INACTIVE BENCH WARRANTS.....	10	45	100	10	12	1	0	0	0	168
INACTIVE: NON-SERVICE.....	20	238	87	78	4	0	108	97	7	619
TOTAL (ADD LINES 10 AND 20).....	30	283	187	88	16	1	108	97	7	787
ACTIVE PENDING.....	40	117	210	42	16	177	182	42	6	792
NEW CASES FILED THIS YEAR.....	50	1209	1736	113	66	3655	799	767	93	8438
SUBTOTAL ACTIVE.....	60	1326	1946	155	82	3832	981	809	99	9230
RE-OPENED CASES.....										
REMANDS FROM HIGHER COURTS.....	70	0	1	0	0	0	2	0	0	3
PROBATION VIOLATIONS.....	80	0	0	0	0	0	0	0	0	0
MISTRIALS.....	85	0	0	0	0	0	0	0	0	0
APPEARANCE AFTER BENCH WARRANT ISSUED.....	90	12	30	6	12	1	13	3	0	77
SERVICE MADE/ARRAIGNMENT.....	95	233	218	80	13	28	450	362	39	1423
APPEALS FROM MAGISTRATES.....	100	0	0	0	0	5	0	0	0	5
OTHER.....	105	0	4	0	0	3	26	11	1	45
SUBTOTAL (ADD LINES 70 THROUGH 100).....	110	245	253	86	25	37	491	376	40	1553
TOTAL ACTIVE CASELOAD THIS YEAR (ADD LINES 60 AND 110).....	120	1571	2199	241	107	3869	1472	1185	139	10783
JUDICIAL DISPOSITIONS.....										
GUILTY PLEAS.....	130	258	271	79	22	4	0	0	0	634
INFORMAL CIVIL HEARINGS BY JUDGE.....	140	0	0	0	0	0	0	0	0	0
FORMAL CIVIL HEARINGS BY JUDGE.....	145	0	0	0	0	20	0	0	0	20
TRIALS WITHOUT JURY.....	150	4	12	0	1	0	10	120	29	176
TRIALS BY JURY.....	155	2	4	0	0	0	4	0	0	10
DISMISSALS.....	160	31	153	10	21	0	172	198	8	593
PRELIMINARY EXAMS WAIVED.....	170	4	143	0	0	0	0	0	0	147
PRELIMINARY EXAMS CONDUCTED.....	175	0	54	0	0	0	0	0	0	54
BENCH WARRANTS.....	180	17	17	1	3	0	0	0	0	38
NO PROGRESS.....	185	0	0	0	0	0	8	5	1	14
OTHER JUDICIAL DISPOSITIONS.....	190	99	323	26	8	417	633	468	57	2031
SUBTOTAL (ADD LINES 130 THROUGH 190).....	200	415	977	116	55	441	827	791	95	3717
OTHER DISPOSITIONS.....										
MAGISTRATES - GUILTY AND ADMISSIONS.....	210	818	698	60	26	3267	0	0	0	4869
MAGISTRATES - INFORMAL HEARINGS - CIVIL.....	215	0	0	0	0	116	0	0	0	116
TRAFFIC BUREAU.....	220	0	0	0	0	0	0	0	0	0
NON-SERVICE.....	230	126	270	32	14	28	540	344	37	1391
SUBTOTAL (ADD LINES 210 THROUGH 230).....	240	944	968	92	40	3411	540	344	37	6376
TOTAL DISPOSITIONS (ADD LINES 200 AND 240).....	250	1359	1945	208	95	3852	1367	1135	132	10093
PENDING CASES AT THE END OF YEAR.....										
INACTIVE: BENCH WARRANTS (LINES 10 - 90 + 180).....	260	50	87	5	3	0	-13	-3	0	129
INACTIVE: NON-SERVICE (LINES 20 - 95 + 230).....	270	131	139	30	5	0	198	79	5	587
ACTIVE PENDING (SUBTRACT LINE 250 FROM LINE 120).....	280	212	254	33	12	17	105	50	7	690
TOTAL CASES PENDING AT END OF YEAR(LINES 260+270+280).....	290	393	480	68	20	17	290	126	12	1406
CIVIL CASES PENDING OVER 1 YEAR.....	300	0	0	0	0	0	10	0	0	10

REGION 5

DISTRICT #91

CHIPPEWA COUNTY

* C R I M I N A L *					* C I V I L *				* T *	

* STATE OFFENSE * ORDINANCE *					* CIVIL *		* SMALL * SUM-		* MARY * A *	

L	* NON * NON * NON * NON *				INFRA	CIVIL	SMALL	MARY	* S *	
I	* TRAF-	* TRAF-	* TRAF-	* TRAF-	* CTIONS	CIVIL	CLAIMS	PROC.	* S *	
N	* FIC	* FIC	* FIC	* FIC	*	*	*	*	* S *	
E	*****									
PENDING CASES AT THE BEGINNING OF THE YEAR.....	10	19	12	17	5	0	0	0	0	53
INACTIVE BENCH WARRANTS.....	20	176	83	84	1	0	75	18	6	443
TOTAL (ADD LINES 10 AND 20).....	30	195	95	101	6	0	75	18	6	496
ACTIVE PENDING.....	40	59	136	18	14	150	80	15	4	476
NEW CASES FILED THIS YEAR.....	50	774	1502	307	223	2941	243	280	42	6312
SUBTOTAL ACTIVE.....	60	833	1638	325	237	3091	323	295	46	6788
RE-OPENED CASES.....	70	0	0	0	0	0	0	0	0	0
REMANDS FROM HIGHER COURTS.....	80	0	0	0	0	0	0	0	0	0
PROBATION VIOLATIONS.....	85	0	0	0	0	0	0	0	0	0
MISTRIALS.....	90	0	0	0	0	0	0	0	0	0
APPEARANCE AFTER BENCH WARRANT ISSUED.....	95	30	166	26	26	0	118	62	9	437
SERVICE MADE/ARRAIGNMENT.....	100	0	0	0	0	0	0	0	0	0
APPEALS FROM MAGISTRATES.....	105	0	7	0	0	0	4	0	0	11
OTHER.....	110	30	173	26	26	0	122	62	9	448
SUBTOTAL (ADD LINES 70 THROUGH 100).....	120	863	1811	351	263	3091	445	357	55	7236
TOTAL ACTIVE CASELOAD THIS YEAR (ADD LINES 60 AND 110).....	130	150	1007	63	139	214	0	0	0	1573
JUDICIAL DISPOSITIONS.....	140	0	0	0	0	23	0	0	0	23
GUILTY PLEAS.....	145	0	0	0	0	15	0	0	0	15
INFORMAL CIVIL HEARINGS BY JUDGE.....	150	6	144	12	24	0	70	70	24	350
FORMAL CIVIL HEARINGS BY JUDGE.....	155	0	1	0	0	0	0	0	0	1
TRIALS WITHOUT JURY.....	160	102	282	41	36	130	77	123	18	809
TRIALS BY JURY.....	170	0	36	0	0	0	0	0	0	36
DISMISSALS.....	175	0	47	0	0	0	0	0	0	47
PRELIMINARY EXAMS WAIVED.....	180	0	0	0	0	0	0	0	0	0
PRELIMINARY EXAMS CONDUCTED.....	185	0	0	0	0	0	12	0	0	12
BENCH WARRANTS.....	190	10	105	4	6	112	82	66	2	387
NO PROGRESS.....	200	268	1622	120	205	494	241	259	44	3253
OTHER JUDICIAL DISPOSITIONS.....	210	481	14	180	2	2538	0	0	0	3215
SUBTOTAL (ADD LINES 130 THROUGH 190).....	215	0	0	0	0	0	0	0	0	0
OTHER DISPOSITIONS.....	220	0	0	0	0	0	0	0	0	0
MAGISTRATES - GUILTY AND ADMISSIONS.....	230	21	117	15	43	0	177	86	5	464
MAGISTRATES - INFORMAL HEARINGS - CIVIL.....	240	502	131	195	45	2538	177	86	5	3679
TRAFFIC BUREAU.....	250	770	1753	315	250	3032	418	345	49	6932
NON-SERVICE.....	260	19	12	17	5	0	0	0	0	53
SUBTOTAL (ADD LINES 210 THROUGH 230).....	270	167	34	73	18	0	134	42	2	470
TOTAL DISPOSITIONS (ADD LINES 200 AND 240).....	280	93	58	36	13	59	27	12	6	304
PENDING CASES AT THE END OF YEAR.....	290	279	104	126	36	59	161	54	8	827
INACTIVE: BENCH WARRANTS (LINES 10 - 90 + 180).....	300	0	0	0	0	0	0	0	0	0
INACTIVE: NON-SERVICE (LINES 20 - 95 + 230).....										
ACTIVE PENDING (SUBTRACT LINE 250 FROM LINE 120).....										
TOTAL CASES PENDING AT END OF YEAR (LINES 260+270+280).....										
CIVIL CASES PENDING OVER 1 YEAR.....										

REGION 5

DISTRICT #92-1

LUCE COUNTY

* C R I M I N A L *					* C I V I L *				* T *	

* STATE OFFENSE *		* ORDINANCE *		* CIVIL *		* SMALL * MARY *		* SUM- * PROC. *		* O * A * L * S *
L	I	N	E	CIVIL	INFRA	CIVIL	CLAIMS	PROC.		
* TRAF- * FIC	* TRAF- * FIC	* TRAF- * FIC	* TRAF- * FIC	* CTIONS						

PENDING CASES AT THE BEGINNING OF THE YEAR.....										
INACTIVE BENCH WARRANTS.....	10	89	47	22	25	0	0	0	0	183
INACTIVE: NON-SERVICE.....	20	11	13	7	8	0	2	5	0	46
TOTAL (ADD LINES 10 AND 20).....	30	100	60	29	33	0	2	5	0	229
ACTIVE PENDING.....	40	16	21	5	7	143	9	10	0	211
NEW CASES FILED THIS YEAR.....	50	202	245	65	120	497	133	113	0	1375
SUBTOTAL ACTIVE.....	60	218	266	70	127	640	142	123	0	1586
RE-OPENED CASES.....										
REMANDS FROM HIGHER COURTS.....	70	0	0	0	0	0	0	0	0	0
PROBATION VIOLATIONS.....	80	0	4	0	0	0	0	0	0	4
MISTRIALS.....	85	0	0	0	0	0	0	0	0	0
APPEARANCE AFTER BENCH WARRANT ISSUED.....	90	85	58	24	32	30	0	0	0	229
SERVICE MADE/ARRAIGNMENT.....	95	23	28	6	10	15	59	44	0	185
APPEALS FROM MAGISTRATES.....	100	0	0	0	0	2	0	0	0	2
OTHER.....	105	0	0	0	0	0	0	0	0	0
SUBTOTAL (ADD LINES 70 THROUGH 100).....	110	108	90	30	42	47	59	44	0	420
TOTAL ACTIVE CASELOAD THIS YEAR (ADD LINES 60 AND 110).....	120	326	356	100	169	687	201	167	0	2006
JUDICIAL DISPOSITIONS.....										
GUILTY PLEAS.....	130	144	176	47	84	64	0	0	0	515
INFORMAL CIVIL HEARINGS BY JUDGE.....	140	0	0	0	0	0	0	0	0	0
FORMAL CIVIL HEARINGS BY JUDGE.....	145	0	0	0	0	7	0	0	0	7
TRIALS WITHOUT JURY.....	150	20	16	5	5	0	8	0	0	54
TRIALS BY JURY.....	155	1	3	0	1	0	0	0	0	5
DISMISSALS.....	160	20	5	8	1	20	10	19	0	83
PRELIMINARY EXAMS WAIVED.....	170	0	20	0	0	0	0	0	0	20
PRELIMINARY EXAMS CONDUCTED.....	175	0	5	0	0	0	0	0	0	5
BENCH WARRANTS.....	180	26	28	8	15	33	0	0	0	110
NO PROGRESS.....	185	0	0	0	0	17	18	9	0	44
OTHER JUDICIAL DISPOSITIONS.....	190	0	0	0	0	19	77	81	0	177
SUBTOTAL (ADD LINES 130 THROUGH 190).....	200	211	253	68	106	160	113	109	0	1020
OTHER DISPOSITIONS.....										
MAGISTRATES - GUILTY AND ADMISSIONS.....	210	71	67	25	43	442	0	0	0	648
MAGISTRATES - INFORMAL HEARINGS - CIVIL.....	215	0	0	0	0	22	0	0	0	22
TRAFFIC BUREAU.....	220	0	0	0	0	0	0	0	0	0
NON-SERVICE.....	230	20	19	1	9	19	63	50	0	181
SUBTOTAL (ADD LINES 210 THROUGH 230).....	240	91	86	26	52	483	63	50	0	851
TOTAL DISPOSITIONS (ADD LINES 200 AND 240).....	250	302	339	94	158	643	176	159	0	1871
PENDING CASES AT THE END OF YEAR.....										
INACTIVE: BENCH WARRANTS (LINES 10 - 90 + 180).....	260	30	17	6	8	3	0	0	0	64
INACTIVE: NON-SERVICE (LINES 20 - 95 + 230).....	270	8	4	2	7	4	6	11	0	42
ACTIVE PENDING (SUBTRACT LINE 250 FROM LINE 120).....	280	24	17	6	11	44	25	8	0	135
TOTAL CASES PENDING AT END OF YEAR(LINES 260+270+280).....	290	62	38	14	26	51	31	19	0	241
CIVIL CASES PENDING OVER 1 YEAR.....	300	0	0	0	0	0	0	0	0	0

REGION 5

DISTRICT #92-2

MACKINAC COUNTY

* C R I M I N A L *					* C I V I L *				* T *	

* STATE OFFENSE *		* ORDINANCE *		* CIVIL *		* SUM- *		* MARY *		* S *
L	I	N	E	* TRAF- *	* TRAF- *	* TRAF- *	* TRAF- *	* CTIONS *	* CIVIL *	* CLAIMS *
* FIC *	* FIC *	* FIC *	* FIC *	* FIC *	* FIC *	* FIC *	* FIC *	* FIC *	* FIC *	* FIC *

PENDING CASES AT THE BEGINNING OF THE YEAR.....										
INACTIVE BENCH WARRANTS.....	10	108	119	22	14	6	0	0	0	269
INACTIVE: NON-SERVICE.....	20	14	24	8	8	3	2	6	0	65
TOTAL (ADD LINES 10 AND 20).....	30	122	143	30	22	9	2	6	0	334
ACTIVE PENDING.....	40	9	66	11	24	482	12	5	0	609
NEW CASES FILED THIS YEAR.....	50	398	730	220	228	4523	97	108	10	6314
SUBTOTAL ACTIVE.....	60	407	796	231	252	5005	109	113	10	6923
RE-OPENED CASES.....										
REMANDS FROM HIGHER COURTS.....	70	0	0	0	0	0	0	0	0	0
PROBATION VIOLATIONS.....	80	4	15	3	1	0	0	0	0	23
MISTRIALS.....	85	0	0	0	0	0	0	0	0	0
APPEARANCE AFTER BENCH WARRANT ISSUED.....	90	104	83	36	31	65	0	0	0	319
SERVICE MADE/ARRAIGNMENT.....	95	31	34	21	12	40	36	49	5	228
APPEALS FROM MAGISTRATES.....	100	0	0	0	2	0	0	0	0	2
OTHER.....	105	0	0	0	0	0	0	0	0	0
SUBTOTAL (ADD LINES 70 THROUGH 100).....	110	139	132	60	46	105	36	49	5	572
TOTAL ACTIVE CASELOAD THIS YEAR (ADD LINES 60 AND 110).....	120	546	928	291	298	5110	145	162	15	7495
JUDICIAL DISPOSITIONS.....										
GUILTY PLEAS.....	130	240	460	111	135	166	0	0	0	1112
INFORMAL CIVIL HEARINGS BY JUDGE.....	140	0	0	0	0	0	0	0	0	0
FORMAL CIVIL HEARINGS BY JUDGE.....	145	0	0	0	0	8	0	0	0	8
TRIALS WITHOUT JURY.....	150	37	24	17	10	0	18	0	0	106
TRIALS BY JURY.....	155	2	12	0	0	0	3	0	0	17
DISMISSALS.....	160	27	11	11	2	25	5	22	0	103
PRELIMINARY EXAMS WAIVED.....	170	0	21	0	0	0	0	0	0	21
PRELIMINARY EXAMS CONDUCTED.....	175	0	15	0	0	0	0	0	0	15
BENCH WARRANTS.....	180	57	50	28	33	64	0	0	0	232
NO PROGRESS.....	185	0	0	0	0	71	13	7	0	91
OTHER JUDICIAL DISPOSITIONS.....	190	0	0	0	0	36	55	67	10	168
SUBTOTAL (ADD LINES 130 THROUGH 190).....	200	363	593	167	180	370	94	96	10	1873
OTHER DISPOSITIONS.....										
MAGISTRATES - GUILTY AND ADMISSIONS.....	210	100	191	77	76	4169	0	0	0	4613
MAGISTRATES - INFORMAL HEARINGS - CIVIL.....	215	0	0	0	0	64	0	0	0	64
TRAFFIC BUREAU.....	220	0	0	0	0	0	0	0	0	0
NON-SERVICE.....	230	32	32	20	10	44	41	51	5	235
SUBTOTAL (ADD LINES 210 THROUGH 230).....	240	132	223	97	86	4277	41	51	5	4912
TOTAL DISPOSITIONS (ADD LINES 200 AND 240).....	250	495	816	264	266	4647	135	147	15	6785
PENDING CASES AT THE END OF YEAR.....										
INACTIVE: BENCH WARRANTS (LINES 10 - 90 + 180).....	260	61	86	14	16	5	0	0	0	182
INACTIVE: NON-SERVICE (LINES 20 - 95 + 230).....	270	15	22	7	6	7	7	8	0	72
ACTIVE PENDING (SUBTRACT LINE 250 FROM LINE 120).....	280	51	112	27	32	463	10	15	0	710
TOTAL CASES PENDING AT END OF YEAR(LINES 260+270+280).....	290	127	220	48	54	475	17	23	0	964
CIVIL CASES PENDING OVER 1 YEAR.....	300	0	0	0	0	0	0	0	0	0

REGION :

DISTRICT #92

COURT SUMMARY

* C R I M I N A L *					* C I V I L *				* T *

* STATE OFFENSE * ORDINANCE *					* * * * *				* T *

L	* NON	* NON	* NON	* CIVIL	* SUM-				* A *

N	* TRAF-	* TRAF-	* TRAF-	* TRAF-	* INFRA	* SMALL	* MARY	* L *	

E	* FIC	* FIC	* FIC	* FIC	* CTIONS	* CIVIL	* CLAIMS	* PROC.	* S *

PENDING CASES AT THE BEGINNING OF THE YEAR.....									
INACTIVE BENCH WARRANTS.....	10	197	166	44	39	6	0	0	452
INACTIVE: NON-SERVICE.....	20	25	37	15	16	3	4	11	111
TOTAL (ADD LINES 10 AND 20).....	30	222	203	59	55	9	4	11	563
ACTIVE PENDING.....	40	25	87	16	31	625	21	15	820
NEW CASES FILED THIS YEAR.....	50	600	975	285	348	5020	230	221	7689
SUBTOTAL ACTIVE.....	60	625	1062	301	379	5645	251	236	8509
RE-OPENED CASES.....									
REMANDS FROM HIGHER COURTS.....	70	0	0	0	0	0	0	0	0
PROBATION VIOLATIONS.....	80	4	19	3	1	0	0	0	27
MISTRIALS.....	85	0	0	0	0	0	0	0	0
APPEARANCE AFTER BENCH WARRANT ISSUED.....	90	189	141	60	63	95	0	0	548
SERVICE MADE/ARRAIGNMENT.....	95	54	62	27	22	55	95	93	413
APPEALS FROM MAGISTRATES.....	100	0	0	0	2	2	0	0	4
OTHER.....	105	0	0	0	0	0	0	0	0
SUBTOTAL (ADD LINES 70 THROUGH 100).....	110	247	222	90	88	152	95	93	992
TOTAL ACTIVE CASELOAD THIS YEAR (ADD LINES 60 AND 110).....	120	872	1284	391	467	5797	346	329	9501
JUDICIAL DISPOSITIONS.....									
GUILTY PLEAS.....	130	384	636	158	219	230	0	0	1627
INFORMAL CIVIL HEARINGS BY JUDGE.....	140	0	0	0	0	0	0	0	0
FORMAL CIVIL HEARINGS BY JUDGE.....	145	0	0	0	0	15	0	0	15
TRIALS WITHOUT JURY.....	150	57	40	22	15	0	26	0	160
TRIALS BY JURY.....	155	3	15	0	1	0	3	0	22
DISMISSALS.....	160	47	16	19	3	45	15	41	186
PRELIMINARY EXAMS WAIVED.....	170	0	41	0	0	0	0	0	41
PRELIMINARY EXAMS CONDUCTED.....	175	0	20	0	0	0	0	0	20
BENCH WARRANTS.....	180	83	78	36	48	97	0	0	342
NO PROGRESS.....	185	0	0	0	0	88	31	16	135
OTHER JUDICIAL DISPOSITIONS.....	190	0	0	0	0	55	132	148	345
SUBTOTAL (ADD LINES 130 THROUGH 190).....	200	574	846	235	286	530	207	205	2893
OTHER DISPOSITIONS.....									
MAGISTRATES - GUILTY AND ADMISSIONS.....	210	171	258	102	119	4611	0	0	5261
MAGISTRATES - INFORMAL HEARINGS - CIVIL.....	215	0	0	0	0	86	0	0	86
TRAFFIC BUREAU.....	220	0	0	0	0	0	0	0	0
NON-SERVICE.....	230	52	51	21	19	63	104	101	416
SUBTOTAL (ADD LINES 210 THROUGH 230).....	240	223	309	123	138	4760	104	101	5763
TOTAL DISPOSITIONS (ADD LINES 200 AND 240).....	250	797	1155	358	424	5290	311	306	8656
PENDING CASES AT THE END OF YEAR.....									
INACTIVE: BENCH WARRANTS (LINES 10 - 90 + 180).....	260	91	103	20	24	8	0	0	246
INACTIVE: NON-SERVICE (LINES 20 - 95 + 230).....	270	23	26	9	13	11	13	19	114
ACTIVE PENDING (SUBTRACT LINE 250 FROM LINE 120).....	280	75	129	33	43	507	35	23	845
TOTAL CASES PENDING AT END OF YEAR(LINES 260+270+280).....	290	189	258	62	80	526	48	42	1205
CIVIL CASES PENDING OVER 1 YEAR.....	300	0	0	0	0	0	0	0	0

REGION 5

DISTRICT #93-1

ALGER COUNTY

* C R I M I N A L *					* C I V I L *					T
* STATE OFFENSE * ORDINANCE *					* CIVIL * * SUM- * A *					O
L	* TRAF- * FIC	* TRAF- * FIC	* TRAF- * FIC	* TRAF- * FIC	* CIVIL * ACTIONS	* CIVIL * CLAIMS	* SMALL * MARY	* PROC.	* S	*
I	* NON	* NON	* NON	* NON	* INFRA	* CIVIL	* CLAIMS	* PROC.	* S	*
N	* FIC	* FIC	* FIC	* FIC	* ACTIONS	* CIVIL	* CLAIMS	* PROC.	* S	*
E	* FIC	* FIC	* FIC	* FIC	* ACTIONS	* CIVIL	* CLAIMS	* PROC.	* S	*

PENDING CASES AT THE BEGINNING OF THE YEAR.....	4	11	3	1	0	0	0	0	0	19
INACTIVE BENCH WARRANTS.....	10	4	55	11	9	0	5	8	0	138
INACTIVE: NON-SERVICE.....	20	50	66	14	10	0	5	8	0	157
TOTAL (ADD LINES 10 AND 20).....	30	54	66	14	10	0	11	6	1	116
ACTIVE PENDING.....	40	15	23	9	0	51	67	217	4	3020
NEW CASES FILED THIS YEAR.....	50	298	381	49	21	1983	67	223	5	3136
SUBTOTAL ACTIVE.....	60	313	404	58	21	2034	78	223	5	3136
RE-OPENED CASES.....	70	0	0	0	0	0	0	0	0	0
REMANDS FROM HIGHER COURTS.....	80	0	0	0	0	0	0	0	0	0
PROBATION VIOLATIONS.....	85	0	0	0	0	0	0	0	0	1
MISTRIALS.....	90	0	1	0	0	0	0	0	0	102
APPEARANCE AFTER BENCH WARRANT ISSUED.....	95	10	12	1	0	0	23	54	2	1
SERVICE MADE/ARRAIGNMENT.....	100	0	0	0	0	1	0	0	0	6
APPEALS FROM MAGISTRATES.....	105	1	0	0	0	0	5	0	0	110
OTHER.....	110	11	13	1	0	1	28	54	2	3246
SUBTOTAL (ADD LINES 70 THROUGH 100).....	120	324	417	59	21	2035	106	277	7	3246
TOTAL ACTIVE CASELOAD THIS YEAR (ADD LINES 60 AND 110).....	120	324	417	59	21	2035	106	277	7	3246
JUDICIAL DISPOSITIONS.....	130	31	65	15	10	8	0	0	0	129
GUILTY PLEAS.....	140	0	0	0	0	0	0	0	0	0
INFORMAL CIVIL HEARINGS BY JUDGE.....	145	0	0	0	0	9	0	0	0	9
FORMAL CIVIL HEARINGS BY JUDGE.....	150	2	11	0	0	0	2	21	0	37
TRIALS WITHOUT JURY.....	155	2	4	0	0	0	0	0	0	6
TRIALS BY JURY.....	160	4	64	2	5	1	2	8	0	86
DISMISSALS.....	170	0	13	0	0	0	0	0	0	13
PRELIMINARY EXAMS WAIVED.....	175	0	25	0	0	0	0	0	0	25
PRELIMINARY EXAMS CONDUCTED.....	180	3	3	0	0	0	2	0	0	6
BENCH WARRANTS.....	185	0	0	0	0	0	0	0	0	2
NO PROGRESS.....	190	0	0	0	0	274	52	174	4	504
OTHER JUDICIAL DISPOSITIONS.....	200	42	185	17	16	292	58	203	4	817
SUBTOTAL (ADD LINES 130 THROUGH 190).....	210	262	199	38	5	1689	0	0	0	2193
OTHER DISPOSITIONS.....	215	0	0	0	0	13	0	0	0	13
MAGISTRATES - GUILTY AND ADMISSIONS.....	220	0	0	0	0	0	0	0	0	0
MAGISTRATES - INFORMAL HEARINGS - CIVIL.....	230	8	28	0	0	3	24	60	3	126
TRAFFIC BUREAU.....	240	270	227	38	5	1705	24	60	3	2332
NON-SERVICE.....	250	312	412	55	21	1997	82	263	7	3149
SUBTOTAL (ADD LINES 210 THROUGH 230).....	250	312	412	55	21	1997	82	263	7	3149
TOTAL DISPOSITIONS (ADD LINES 200 AND 240).....	250	312	412	55	21	1997	82	263	7	3149
PENDING CASES AT THE END OF YEAR.....	7	13	3	1	0	0	0	0	0	24
INACTIVE: BENCH WARRANTS (LINES 10 - 90 + 180).....	260	48	71	10	9	3	6	14	1	162
INACTIVE: NON-SERVICE (LINES 20 - 95 + 230).....	270	12	5	4	0	38	24	14	0	97
ACTIVE PENDING (SUBTRACT LINE 250 FROM LINE 120).....	280	67	89	17	10	41	30	28	1	283
TOTAL CASES PENDING AT END OF YEAR(LINES 260+270+280).....	290	67	89	17	10	41	30	28	1	283
CIVIL CASES PENDING OVER 1 YEAR.....	300	0	0	0	0	0	0	0	0	0

REGION 5

DISTRICT #93-2

SCHOOLCRAFT COUNTY

***** C R I M I N A L *****										***** C I V I L *****				T						
***** STATE OFFENSE *****										***** ORDINANCE *****				O						
***** TRAF- * TRAF- * TRAF- * TRAF- * CIVIL * * * * * *****										***** NON * NON * INFRA * * * * * *****				T						
***** FIC * FIC * FIC * FIC * CTIONS* CIVIL * SMALL * SUM- * * * * * *****										***** MARY * MARY * PROC. * * * * * *****				A						
*****										*****				L						
*****										*****				S						
*****										*****				*						
PENDING CASES AT THE BEGINNING OF THE YEAR.....																				
INACTIVE BENCH WARRANTS.....	10	2	21	1	1	0	0	2	0	0	27									
TOTAL (ADD LINES 10 AND 20).....	30	859	188	61	10	2	130	86	0	0	1336									
ACTIVE PENDING.....	40	212	209	62	11	2	130	88	0	0	1363									
NEW CASES FILED THIS YEAR.....	50	620	540	90	72	1595	64	181	0	0	475									
SUBTOTAL ACTIVE.....	60	832	664	119	86	1595	104	237	0	0	3162									
RE-OPENED CASES.....																				
REMANDS FROM HIGHER COURTS.....	70	0	0	0	0	0	0	0	0	0	0									
PROBATION VIOLATIONS.....	80	0	0	0	0	0	0	0	0	0	0									
MISTRIALS.....	85	0	0	0	0	0	0	0	0	0	0									
APPEARANCE AFTER BENCH WARRANT ISSUED.....	90	1	3	0	0	0	0	0	0	0	0									
SERVICE MADE/ARRAIGNMENT.....	95	773	116	45	5	57	80	30	0	0	1106									
APPEALS FROM MAGISTRATES.....	100	0	0	0	0	1	0	0	0	0	1									
OTHER.....	105	0	0	0	0	0	0	1	0	0	1									
SUBTOTAL (ADD LINES 70 THROUGH 100).....	110	774	119	45	5	58	80	31	0	0	1112									
TOTAL ACTIVE CASELOAD THIS YEAR (ADD LINES 60 AND 110).....	120	1606	783	164	91	1653	184	268	0	0	4749									
JUDICIAL DISPOSITIONS.....																				
GUILTY PLEAS.....	130	68	103	16	12	8	0	0	0	0	207									
INFORMAL CIVIL HEARINGS BY JUDGE.....	140	0	0	0	0	2	0	0	0	0	2									
FORMAL CIVIL HEARINGS BY JUDGE.....	145	0	0	0	0	5	0	0	0	0	5									
TRIALS WITHOUT JURY.....	150	2	5	1	1	0	5	12	0	0	26									
TRIALS BY JURY.....	155	4	6	0	1	0	1	0	0	0	12									
DISMISSALS.....	160	13	51	4	7	1	0	1	0	0	12									
PRELIMINARY EXAMS WAIVED.....	170	0	7	0	0	0	0	1	0	0	77									
PRELIMINARY EXAMS CONDUCTED.....	175	0	17	0	0	0	0	0	0	0	7									
BENCH WARRANTS.....	180	2	4	1	1	0	0	0	0	0	17									
NO PROGRESS.....	185	0	0	0	0	0	0	0	0	0	8									
OTHER JUDICIAL DISPOSITIONS.....	190	264	88	17	0	39	73	113	1	0	595									
SUBTOTAL (ADD LINES 130 THROUGH 190).....	200	353	281	39	22	55	79	126	1	0	956									
OTHER DISPOSITIONS.....																				
MAGISTRATES - GUILTY AND ADMISSIONS.....	210	1189	506	94	73	1539	0	0	0	0	3401									
MAGISTRATES - INFORMAL HEARINGS - CIVIL.....	215	0	0	0	0	15	0	0	0	0	15									
TRAFFIC BUREAU.....	220	0	0	0	0	0	0	0	0	0	0									
NON-SERVICE.....	230	0	0	0	0	0	0	0	0	0	0									
SUBTOTAL (ADD LINES 210 THROUGH 230).....	240	1189	506	94	73	1557	0	0	0	0	3									
TOTAL DISPOSITIONS (ADD LINES 200 AND 240).....	250	1542	787	133	95	1612	79	126	1	0	3419									
PENDING CASES AT THE END OF YEAR.....																				
INACTIVE: BENCH WARRANTS (LINES 10 - 90 + 180).....	260	3	22	2	2	0	0	2	0	0	31									
INACTIVE: NON-SERVICE (LINES 20 - 95 + 230).....	270	86	72	16	5	-52	50	56	0	0	233									
ACTIVE PENDING (SUBTRACT LINE 250 FROM LINE 120).....	280	64	-4	31	-4	41	105	142	-1	0	374									
TOTAL CASES PENDING AT END OF YEAR (LINES 260+270+280).....	290	153	90	49	3	-11	155	200	-1	0	638									
CIVIL CASES PENDING OVER 1 YEAR.....	300	0	0	0	0	0	0	0	0	0	0									

REGION 5

DISTRICT #93

COURT SUMMARY

* C R I M I N A L *					* C I V I L *				* T *

* STATE OFFENSE *	* ORDINANCE *				* CIVIL *	* SUM-	* MARY *	* PROC. *	* S *

L	* NON	* NON	* NON	* NON	* CIVIL	* SMALL	* MARY	* PROC.	* S
N	* TRAF-	* TRAF-	* TRAF-	* TRAF-	* CTIONS*	* CIVIL	* CLAIMS*	* PROC.	* S
E	* FIC	* FIC	* FIC	* FIC					

PENDING CASES AT THE BEGINNING OF THE YEAR.....									
INACTIVE BENCH WARRANTS.....	10	6	32	4	2	0	0	2	0
INACTIVE: NON-SERVICE.....	20	909	243	72	19	2	135	94	0
TOTAL (ADD LINES 10 AND 20).....	30	915	275	76	21	2	135	96	0
ACTIVE PENDING.....	40	227	147	38	14	51	51	62	1
NEW CASES FILED THIS YEAR.....	50	918	921	139	93	3578	131	398	4
SUBTOTAL ACTIVE.....	60	1145	1068	177	107	3629	182	460	5
RE-OPENED CASES.....									
REMANDS FROM HIGHER COURTS.....	70	0	0	0	0	0	0	0	0
PROBATION VIOLATIONS.....	80	0	0	0	0	0	0	0	0
MISTRIALS.....	85	0	0	0	0	0	0	0	0
APPEARANCE AFTER BENCH WARRANT ISSUED.....	90	1	4	0	0	0	0	0	0
SERVICE MADE/ARRAIGNMENT.....	95	783	128	46	5	57	103	84	2
APPEALS FROM MAGISTRATES.....	100	0	0	0	0	2	0	0	0
OTHER.....	105	1	0	0	0	0	5	1	0
SUBTOTAL (ADD LINES 70 THROUGH 100).....	110	785	132	46	5	59	108	85	2
TOTAL ACTIVE CASELOAD THIS YEAR (ADD LINES 60 AND 110).....	120	1930	1200	223	112	3688	290	545	7
JUDICIAL DISPOSITIONS.....									
GUILTY PLEAS.....	130	99	168	31	22	16	0	0	0
INFORMAL CIVIL HEARINGS BY JUDGE.....	140	0	0	0	0	2	0	0	0
FORMAL CIVIL HEARINGS BY JUDGE.....	145	0	0	0	0	14	0	0	0
TRIALS WITHOUT JURY.....	150	4	16	1	2	0	7	33	0
TRIALS BY JURY.....	155	6	10	0	1	0	1	0	0
DISMISSALS.....	160	17	115	6	12	2	2	9	0
PRELIMINARY EXAMS WAIVED.....	170	0	20	0	0	0	0	0	0
PRELIMINARY EXAMS CONDUCTED.....	175	0	42	0	0	0	0	0	0
BENCH WARRANTS.....	180	5	7	1	1	0	0	0	0
NO PROGRESS.....	185	0	0	0	0	0	2	0	0
OTHER JUDICIAL DISPOSITIONS.....	190	264	88	17	0	313	125	287	5
SUBTOTAL (ADD LINES 130 THROUGH 190).....	200	395	466	56	38	347	137	329	5
OTHER DISPOSITIONS.....									
MAGISTRATES - GUILTY AND ADMISSIONS.....	210	1451	705	132	78	3228	0	0	0
MAGISTRATES - INFORMAL HEARINGS - CIVIL.....	215	0	0	0	0	28	0	0	0
TRAFFIC BUREAU.....	220	0	0	0	0	0	0	0	0
NON-SERVICE.....	230	8	28	0	0	6	24	60	3
SUBTOTAL (ADD LINES 210 THROUGH 230).....	240	1459	733	132	78	3262	24	60	3
TOTAL DISPOSITIONS (ADD LINES 200 AND 240).....	250	1854	1199	188	116	3609	161	389	8
PENDING CASES AT THE END OF YEAR.....									
INACTIVE: BENCH WARRANTS (LINES 10 - 90 + 180).....	260	10	35	5	3	0	0	2	0
INACTIVE: NON-SERVICE (LINES 20 - 95 + 230).....	270	134	143	26	14	-49	56	70	1
ACTIVE PENDING (SUBTRACT LINE 250 FROM LINE 120).....	280	76	1	35	-4	79	129	156	-1
TOTAL CASES PENDING AT END OF YEAR(LINES 260+270+280).....	290	220	179	66	13	30	185	228	0
CIVIL CASES PENDING OVER 1 YEAR.....	300	0	0	0	0	0	0	0	0

REGION 5

DISTRICT #94

DELTA COUNTY

* C R I M I N A L *					* C I V I L *				* T *	

* STATE OFFENSE * ORDINANCE *					* CIVIL *		* SUM-		* T *	

L	* NON * NON * CIVIL * * * * *				* CIVIL * * * * *		* SMALL * MARY *		* A *	
I	* TRAF-	* TRAF-	* TRAF-	* TRAF-	* CTIONS*	CIVIL	CLAIMS*	PROC.	* L *	
N	* FIC	* FIC	* FIC	* FIC	* * * * *	* * * * *	* * * * *	* * * * *	* S *	
E	*****									
PENDING CASES AT THE BEGINNING OF THE YEAR.....										
INACTIVE BENCH WARRANTS.....	10	20	21	3	4	0	0	0	0	48
INACTIVE: NON-SERVICE.....	20	67	36	20	2	0	36	29	1	191
TOTAL (ADD LINES 10 AND 20).....	30	87	57	23	6	0	36	29	1	239
ACTIVE PENDING.....	40	58	52	11	4	147	64	31	1	368
NEW CASES FILED THIS YEAR.....	50	900	1059	208	128	3195	430	692	53	6665
SUBTOTAL ACTIVE.....	60	958	1111	219	132	3342	494	723	54	7033
RE-OPENED CASES.....										
REMANDS FROM HIGHER COURTS.....	70	0	18	0	0	0	1	0	0	19
PROBATION VIOLATIONS.....	80	2	4	1	0	0	0	0	0	7
MISTRIALS.....	85	0	0	0	0	0	0	0	0	0
APPEARANCE AFTER BENCH WARRANT ISSUED.....	90	5	8	1	0	0	1	0	0	15
SERVICE MADE/ARRAIGNMENT.....	95	63	152	10	3	0	216	259	18	721
APPEALS FROM MAGISTRATES.....	100	2	0	2	4	0	0	0	0	8
OTHER.....	105	0	15	1	3	1	12	0	0	32
SUBTOTAL (ADD LINES 70 THROUGH 100).....	110	72	197	15	10	1	230	259	18	802
TOTAL ACTIVE CASELOAD THIS YEAR (ADD LINES 60 AND 110).....	120	1030	1308	234	142	3343	724	982	72	7835
JUDICIAL DISPOSITIONS.....										
GUILTY PLEAS.....	130	190	317	56	39	32	0	0	0	634
INFORMAL CIVIL HEARINGS BY JUDGE.....	140	0	0	0	0	0	0	0	0	0
FORMAL CIVIL HEARINGS BY JUDGE.....	145	0	0	0	0	13	0	0	0	13
TRIALS WITHOUT JURY.....	150	7	20	3	5	0	16	87	12	150
TRIALS BY JURY.....	155	5	37	4	1	0	3	0	0	50
DISMISSALS.....	160	54	157	23	26	5	57	71	1	394
PRELIMINARY EXAMS WAIVED.....	170	0	36	0	0	0	0	0	0	36
PRELIMINARY EXAMS CONDUCTED.....	175	0	52	0	0	0	0	0	0	52
BENCH WARRANTS.....	180	1	6	1	1	0	1	0	0	10
NO PROGRESS.....	185	0	0	0	0	0	10	1	0	11
OTHER JUDICIAL DISPOSITIONS.....	190	3	63	0	3	488	318	483	35	1393
SUBTOTAL (ADD LINES 130 THROUGH 190).....	200	260	688	87	75	538	405	642	48	2743
OTHER DISPOSITIONS.....										
MAGISTRATES - GUILTY AND ADMISSIONS.....	210	639	351	127	45	1112	0	0	0	2274
MAGISTRATES - INFORMAL HEARINGS - CIVIL.....	215	0	0	0	0	64	0	0	0	64
TRAFFIC BUREAU.....	220	0	0	0	0	1512	0	0	0	1512
NON-SERVICE.....	230	64	164	6	7	0	221	283	18	763
SUBTOTAL (ADD LINES 210 THROUGH 230).....	240	703	515	133	52	2688	221	283	18	4613
TOTAL DISPOSITIONS (ADD LINES 200 AND 240).....	250	963	1203	220	127	3226	626	925	66	7356
PENDING CASES AT THE END OF YEAR.....										
INACTIVE: BENCH WARRANTS (LINES 10 - 90 + 180).....	260	16	19	3	5	0	0	0	0	43
INACTIVE: NON-SERVICE (LINES 20 - 95 + 230).....	270	68	48	16	6	0	41	53	1	233
ACTIVE PENDING (SUBTRACT LINE 250 FROM LINE 120).....	280	67	105	14	15	117	98	57	6	479
TOTAL CASES PENDING AT END OF YEAR(LINES 260+270+280).....	290	151	172	33	26	117	139	110	7	755
CIVIL CASES PENDING OVER 1 YEAR.....	300	0	0	0	0	0	0	0	0	0

REGION 5

DISTRICT #95A

MENOMINEE COUNTY

* C R I M I N A L *					* C I V I L *				* T *	
* STATE OFFENSE * ORDINANCE *									* O *	
L *****					CIVIL *				* S U M - *	
I * * NON * * NON * * INFRA * * SMALL * MARY * L *										
N * TRAF- * TRAF- * TRAF- * TRAF- * CTIONS* CIVIL * CLAIMS- PROC. * S *										
E * FIC * FIC * FIC * FIC * * * * * * * * * *										

PENDING CASES AT THE BEGINNING OF THE YEAR.....										
INACTIVE BENCH WARRANTS.....	10	3	1	2	0	0	0	0	0	6
INACTIVE: NON-SERVICE.....	20	2	18	6	4	78	49	10	0	167
TOTAL (ADD LINES 10 AND 20).....	30	5	19	8	4	78	49	10	0	173
ACTIVE PENDING.....	40	133	172	54	4	119	4	76	4	566
NEW CASES FILED THIS YEAR.....	50	646	938	221	62	2371	190	425	6	4859
SUBTOTAL ACTIVE.....	60	779	1110	275	66	2490	194	501	10	5425
RE-OPENED CASES.....										
REMANDS FROM HIGHER COURTS.....	70	0	0	0	0	0	1	0	0	1
PROBATION VIOLATIONS.....	80	0	0	0	0	0	0	0	0	0
MISTRIALS.....	85	0	0	0	0	0	0	0	0	0
APPEARANCE AFTER BENCH WARRANT ISSUED.....	90	2	9	0	0	0	0	0	0	11
SERVICE MADE/ARRAIGNMENT.....	95	0	0	0	0	32	0	0	0	32
APPEALS FROM MAGISTRATES.....	100	0	0	0	0	0	0	0	0	0
OTHER.....	105	0	0	0	0	0	0	0	0	0
SUBTOTAL (ADD LINES 70 THROUGH 100).....	110	2	9	0	0	32	1	0	0	44
TOTAL ACTIVE CASELOAD THIS YEAR (ADD LINES 60 AND 110).....	120	781	1119	275	66	2522	195	501	10	5469
JUDICIAL DISPOSITIONS.....										
GUILTY PLEAS.....	130	81	153	23	8	6	0	0	0	271
INFORMAL CIVIL HEARINGS BY JUDGE.....	140	0	0	0	0	1	0	0	0	1
FORMAL CIVIL HEARINGS BY JUDGE.....	145	0	0	0	0	4	0	0	0	4
TRIALS WITHOUT JURY.....	150	3	26	3	4	0	5	42	2	85
TRIALS BY JURY.....	155	3	3	0	0	0	1	0	0	7
DISMISSALS.....	160	26	158	4	6	8	46	229	3	480
PRELIMINARY EXAMS WAIVED.....	170	0	21	0	0	0	0	0	0	21
PRELIMINARY EXAMS CONDUCTED.....	175	2	39	0	0	0	0	0	0	41
BENCH WARRANTS.....	180	2	16	1	0	0	0	0	0	19
NO PROGRESS.....	185	0	0	0	0	0	21	11	2	34
OTHER JUDICIAL DISPOSITIONS.....	190	7	38	8	4	1	89	142	1	290
SUBTOTAL (ADD LINES 130 THROUGH 190).....	200	124	454	39	22	20	162	424	8	1253
OTHER DISPOSITIONS.....										
MAGISTRATES - GUILTY AND ADMISSIONS.....	210	564	462	178	35	2203	0	0	0	3442
MAGISTRATES - INFORMAL HEARINGS - CIVIL.....	215	0	0	0	0	34	0	0	0	34
TRAFFIC BUREAU.....	220	0	0	0	0	0	0	0	0	0
NON-SERVICE.....	230	0	0	0	0	83	0	0	0	83
SUBTOTAL (ADD LINES 210 THROUGH 230).....	240	564	462	178	35	2320	0	0	0	3559
TOTAL DISPOSITIONS (ADD LINES 200 AND 240).....	250	688	916	217	57	2340	162	424	8	4812
PENDING CASES AT THE END OF YEAR.....										
INACTIVE: BENCH WARRANTS (LINES 10 - 90 + 180).....	260	3	8	3	0	0	0	0	0	14
INACTIVE: NON-SERVICE (LINES 20 - 95 + 230).....	270	2	18	6	4	129	49	10	0	218
ACTIVE PENDING (SUBTRACT LINE 250 FROM LINE 120).....	280	93	203	58	9	182	33	77	2	657
TOTAL CASES PENDING AT END OF YEAR(LINES 260+270+280).....	290	98	229	67	13	311	82	87	2	889
CIVIL CASES PENDING OVER 1 YEAR.....	300	0	0	0	0	0	11	0	0	11

REGION 5

DISTRICT #95B-1

DICKINSON COUNTY

	* C R I M I N A L *				* C I V I L *				* T *	
	* STATE OFFENSE *		* O R D I N A N C E *		* C I V I L *		* S U M - * M A R Y *		* O * T *	
	* N O N *	* N O N *	* N O N *	* N O N *	* I N F R A *	* S M A L L *	* C L A I M S *	* P R O C . *	* S *	
	* T R A F - * F I C *	* T R A F - * F I C *	* T R A F - * F I C *	* T R A F - * F I C *	* C T I O N S *	* C I V I L *	* C L A I M S *	* P R O C . *	* S *	

PENDING CASES AT THE BEGINNING OF THE YEAR.....										
INACTIVE BENCH WARRANTS.....	10	0	27	0	2	1	0	0	0	30
INACTIVE: NON-SERVICE.....	20	88	51	80	0	0	83	60	3	365
TOTAL (ADD LINES 10 AND 20).....	30	88	78	80	2	1	83	60	3	395
ACTIVE PENDING.....	40	77	37	68	0	125	49	21	0	377
NEW CASES FILED THIS YEAR.....	50	405	713	423	5	2021	457	361	19	4404
SUBTOTAL ACTIVE.....	60	482	750	491	5	2146	506	382	19	4781
RE-OPENED CASES.....										
REMANDS FROM HIGHER COURTS.....	70	0	9	0	0	0	4	0	0	13
PROBATION VIOLATIONS.....	80	0	13	0	0	0	0	0	0	13
MISTRIALS.....	85	0	0	0	0	0	0	0	0	0
APPEARANCE AFTER BENCH WARRANT ISSUED.....	90	1	16	1	0	0	0	0	0	18
SERVICE MADE/ARRAIGNMENT.....	95	28	172	22	0	0	192	139	10	563
APPEALS FROM MAGISTRATE'S.....	100	0	0	0	0	0	0	0	0	0
OTHER.....	105	0	0	0	0	0	17	1	0	18
SUBTOTAL (ADD LINES 70 THROUGH 100).....	110	29	210	23	0	0	213	140	10	625
TOTAL ACTIVE CASELOAD THIS YEAR (ADD LINES 60 AND 110).....	120	511	960	514	5	2146	719	522	29	5406
JUDICIAL DISPOSITIONS.....										
GUILTY PLEAS.....	130	87	235	149	2	14	0	0	0	487
INFORMAL CIVIL HEARINGS BY JUDGE.....	140	0	0	0	0	2	0	0	0	2
FORMAL CIVIL HEARINGS BY JUDGE.....	145	0	0	0	0	22	0	0	0	22
TRIALS WITHOUT JURY.....	150	2	8	2	0	0	2	56	6	76
TRIALS BY JURY.....	155	1	2	0	0	0	1	0	0	4
DISMISSALS.....	160	21	98	24	1	4	37	136	7	328
PRELIMINARY EXAMS WAIVED.....	170	0	30	0	0	0	0	0	0	30
PRELIMINARY EXAMS CONDUCTED.....	175	0	38	0	0	0	0	0	0	38
BENCH WARRANTS.....	180	2	23	6	0	0	0	0	0	31
NO PROGRESS.....	185	0	0	0	0	0	53	46	1	100
OTHER JUDICIAL DISPOSITIONS.....	190	0	5	0	0	132	359	151	4	651
SUBTOTAL (ADD LINES 130 THROUGH 190).....	200	113	439	181	3	174	452	389	18	1769
OTHER DISPOSITIONS.....										
MAGISTRATES - GUILTY AND ADMISSIONS.....	210	278	286	215	1	1747	0	0	0	2527
MAGISTRATES - INFORMAL HEARINGS - CIVIL.....	215	0	0	0	0	22	0	0	0	22
TRAFFIC BUREAU.....	220	0	0	0	0	0	0	0	0	0
NON-SERVICE.....	230	12	200	12	0	3	202	127	9	565
SUBTOTAL (ADD LINES 210 THROUGH 230).....	240	290	486	227	1	1772	202	127	9	3114
TOTAL DISPOSITIONS (ADD LINES 200 AND 240).....	250	403	925	408	4	1946	654	516	27	4883
PENDING CASES AT THE END OF YEAR.....										
INACTIVE: BENCH WARRANTS (LINES 10 - 90 + 180).....	260	1	34	5	2	1	0	0	0	43
INACTIVE: NON-SERVICE (LINES 20 - 95 + 230).....	270	72	79	70	0	3	93	48	2	367
ACTIVE PENDING (SUBTRACT LINE 250 FROM LINE 120).....	280	108	35	106	1	200	65	6	2	523
TOTAL CASES PENDING AT END OF YEAR(LINES 260+270+280).....	290	181	148	181	3	204	158	54	4	933
CIVIL CASES PENDING OVER 1 YEAR.....	300	0	0	0	0	0	19	1	0	20

REGION 5

DISTRICT #95B-2

IRON COUNTY

* CRIMINAL *					* CIVIL *				* T *

* STATE OFFENSE *		* ORDINANCE *			* CIVIL *	* SMALL *	* SUM- *	* MARY *	* T *

L	* NON *	* TRAF- *	* TRAF- *	* TRAF- *	* TRAF- *	* CIVIL *	* CIVIL *	* CLAIMS *	* PROC. *
I	* FIC *	* FIC *	* FIC *	* FIC *	* CTIONS *	* CIVIL *	* CIVIL *	* CLAIMS *	* PROC. *
N	* FIC *	* FIC *	* FIC *	* FIC *	* CTIONS *	* CIVIL *	* CIVIL *	* CLAIMS *	* PROC. *
E	* FIC *	* FIC *	* FIC *	* FIC *	* CTIONS *	* CIVIL *	* CIVIL *	* CLAIMS *	* PROC. *

PENDING CASES AT THE BEGINNING OF THE YEAR.....									
INACTIVE BENCH WARRANTS.....	10	19	16	0	0	0	0	0	35
INACTIVE; NON-SERVICE.....	20	245	39	0	0	0	9	10	303
TOTAL (ADD LINES 10 AND 20).....	30	264	55	0	0	0	9	10	338
ACTIVE PENDING.....	40	49	73	0	0	65	39	17	244
NEW CASES FILED THIS YEAR.....	50	463	544	11	1	1005	97	154	2276
SUBTOTAL ACTIVE.....	60	512	617	11	1	1070	136	171	2520
RE-OPENED CASES.....									
REMANDS FROM HIGHER COURTS.....	70	0	2	0	0	0	1	0	3
PROBATION VIOLATIONS.....	80	1	5	0	0	0	0	0	6
MISTRIALS.....	85	0	0	0	0	0	0	0	0
APPEARANCE AFTER BENCH WARRANT ISSUED.....	90	10	11	0	0	0	0	0	21
SERVICE MADE/ARRAIGNMENT.....	95	4	16	0	0	0	55	56	131
APPEALS FROM MAGISTRATES.....	100	0	0	0	0	5	0	0	5
OTHER.....	105	5	1	0	0	0	1	0	8
SUBTOTAL (ADD LINES 70 THROUGH 100).....	110	20	35	0	0	5	57	57	174
TOTAL ACTIVE CASELOAD THIS YEAR (ADD LINES 60 AND 110).....	120	532	652	11	1	1075	193	228	2694
JUDICIAL DISPOSITIONS.....									
GUILTY PLEAS.....	130	160	163	0	0	6	0	0	329
INFORMAL CIVIL HEARINGS BY JUDGE.....	140	0	0	0	0	4	0	0	4
FORMAL CIVIL HEARINGS BY JUDGE.....	145	0	0	0	0	4	0	0	4
TRIALS WITHOUT JURY.....	150	6	7	0	0	0	8	23	44
TRIALS BY JURY.....	155	7	1	0	1	0	0	0	9
DISMISSALS.....	160	33	92	0	0	2	34	60	222
PRELIMINARY EXAMS WAIVED.....	170	0	14	0	0	0	0	0	14
PRELIMINARY EXAMS CONDUCTED.....	175	1	12	0	0	0	0	0	13
BENCH WARRANTS.....	180	19	17	0	0	0	0	0	36
NO PROGRESS.....	185	0	0	0	0	0	3	9	12
OTHER JUDICIAL DISPOSITIONS.....	190	1	7	0	0	71	47	72	199
SUBTOTAL (ADD LINES 130 THROUGH 190).....	200	227	313	0	1	87	92	164	886
OTHER DISPOSITIONS.....									
MAGISTRATES - GUILTY AND ADMISSIONS.....	210	234	248	0	0	950	0	0	1432
MAGISTRATES - INFORMAL HEARINGS - CIVIL.....	215	0	0	0	0	22	0	0	22
TRAFFIC BUREAU.....	220	0	0	0	0	0	0	0	0
NON-SERVICE.....	230	1	23	0	0	0	63	50	137
SUBTOTAL (ADD LINES 210 THROUGH 230).....	240	235	271	0	0	972	63	50	1591
TOTAL DISPOSITIONS (ADD LINES 200 AND 240).....	250	462	584	0	1	1059	155	214	2477
PENDING CASES AT THE END OF YEAR.....									
INACTIVE; BENCH WARRANTS (LINES 10 - 90 + 180).....	260	28	22	0	0	0	0	0	50
INACTIVE; NON-SERVICE (LINES 20 - 95 + 230).....	270	242	46	0	0	0	17	4	309
ACTIVE PENDING (SUBTRACT LINE 250 FROM LINE 120).....	280	70	68	11	0	16	38	14	217
TOTAL CASES PENDING AT END OF YEAR(LINES 260+270+280).....	290	340	136	11	0	16	55	18	576
CIVIL CASES PENDING OVER 1 YEAR.....	300	0	0	0	0	0	11	0	11

COURT SUMMARY

* CRIMINAL *					* CIVIL *					* T *
* STATE OFFENSE * ORDINANCE *					* CIVIL * * SUM- * A *					* O *
*****					*****					* T *
L	* NON	* NON	* NON	* NON	* CIVIL *	* SMALL *	* MARY *	* SUM- *	* A *	
I	* TRAF-	* TRAF-	* TRAF-	* TRAF-	* CTIONS*	* CIVIL *	* CLAIMS*	* PROC.	* L *	
N	* FIC	* FIC	* FIC	* FIC					* S *	
E										

PENDING CASES AT THE BEGINNING OF THE YEAR.....										
INACTIVE BENCH WARRANTS.....	10	19	43	0	2	1	0	0	0	65
INACTIVE: NON-SERVICE.....	20	333	90	80	0	0	92	70	3	668
TOTAL (ADD LINES 10 AND 20).....	30	352	133	80	2	1	92	70	3	733
ACTIVE PENDING.....	40	126	110	68	0	190	88	38	1	621
NEW CASES FILED THIS YEAR.....	50	868	1257	434	6	3026	554	515	20	6680
SUBTOTAL ACTIVE.....	60	994	1367	502	6	3216	642	553	21	7301
RE-OPENED CASES.....										
REMANDS FROM HIGHER COURTS.....	70	0	11	0	0	0	5	0	0	16
PROBATION VIOLATIONS.....	80	1	18	0	0	0	0	0	0	19
MISTRIALS.....	85	0	0	0	0	0	0	0	0	0
APPEARANCE AFTER BENCH WARRANT ISSUED.....	90	11	27	1	0	0	0	0	0	39
SERVICE MADE/ARRAIGNMENT.....	95	32	188	22	0	0	247	195	10	694
APPEALS FROM MAGISTRATES.....	100	0	0	0	0	5	0	0	0	5
OTHER.....	105	5	1	0	0	0	18	2	0	26
SUBTOTAL (ADD LINES 70 THROUGH 100).....	110	49	245	23	0	5	270	197	10	799
TOTAL ACTIVE CASELOAD THIS YEAR (ADD LINES 60 AND 110).....	120	1043	1612	525	6	3221	912	750	31	8100
JUDICIAL DISPOSITIONS.....										
GUILTY PLEAS.....	130	247	398	149	2	20	0	0	0	816
INFORMAL CIVIL HEARINGS BY JUDGE.....	140	0	0	0	0	6	0	0	0	6
FORMAL CIVIL HEARINGS BY JUDGE.....	145	0	0	0	0	26	0	0	0	26
TRIALS WITHOUT JURY.....	150	8	15	2	0	0	10	79	6	120
TRIALS BY JURY.....	155	8	3	0	1	0	1	0	0	13
DISMISSALS.....	160	54	190	24	1	6	71	196	8	550
PRELIMINARY EXAMS WAIVED.....	170	0	44	0	0	0	0	0	0	44
PRELIMINARY EXAMS CONDUCTED.....	175	1	50	0	0	0	0	0	0	51
BENCH WARRANTS.....	180	21	40	6	0	0	0	0	0	67
NO PROGRESS.....	185	0	0	0	0	0	56	55	1	112
OTHER JUDICIAL DISPOSITIONS.....	190	1	12	0	0	203	406	223	5	850
SUBTOTAL (ADD LINES 130 THROUGH 190).....	200	340	752	181	4	261	544	553	20	2655
OTHER DISPOSITIONS.....										
MAGISTRATES - GUILTY AND ADMISSIONS.....	210	512	534	215	1	2697	0	0	0	3959
MAGISTRATES - INFORMAL HEARINGS - CIVIL.....	215	0	0	0	0	44	0	0	0	44
TRAFFIC BUREAU.....	220	0	0	0	0	0	0	0	0	0
NON-SERVICE.....	230	13	223	12	0	3	265	177	9	702
SUBTOTAL (ADD LINES 210 THROUGH 230).....	240	525	757	227	1	2744	265	177	9	4705
TOTAL DISPOSITIONS (ADD LINES 200 AND 240).....	250	865	1509	408	5	3005	809	730	29	7360
PENDING CASES AT THE END OF YEAR.....										
INACTIVE: BENCH WARRANTS (LINES 10 - 90 + 180).....	260	29	56	5	2	1	0	0	0	93
INACTIVE: NON-SERVICE (LINES 20 - 95 + 230).....	270	314	125	70	0	3	110	52	2	676
ACTIVE PENDING (SUBTRACT LINE 250 FROM LINE 120).....	280	178	103	117	1	216	103	20	2	740
TOTAL CASES PENDING AT END OF YEAR(LINES 260+270+280).....	290	521	284	192	3	220	213	72	4	1509
CIVIL CASES PENDING OVER 1 YEAR.....										
300	0	0	0	0	0	0	30	1	0	31

MARQUETTE COUNTY

* C R I M I N A L *					* C I V I L *				
* STATE OFFENSE * ORDINANCE *					* T O * A * L * S *				
L	I	N	E		CIVIL			SUM-	
* TRAF-	* TRAF-	* TRAF-	* TRAF-	* CTIONS*	CIVIL	* SMALL	* MARY	* PROC.	
* FIC	* FIC	* FIC	* FIC			* CLAIMS			

PENDING CASES AT THE BEGINNING OF THE YEAR.....									
INACTIVE BENCH WARRANTS.....	10	62	56	2	1	0	1	0	122
INACTIVE: NON-SERVICE.....	20	137	346	46	217	8	117	352	24
TOTAL (ADD LINES 10 AND 20).....	30	199	402	48	218	8	118	352	24
ACTIVE PENDING.....	40	848	251	275	71	522	25	73	11
NEW CASES FILED THIS YEAR.....	50	2702	2398	300	277	8833	395	1678	133
SUBTOTAL ACTIVE.....	60	3550	2649	575	348	9355	420	1751	144
RE-OPENED CASES.....									
REMANDS FROM HIGHER COURTS.....	70	0	0	0	0	0	0	0	0
PROBATION VIOLATIONS.....	80	73	131	0	11	0	0	0	215
MISTRIALS.....	85	0	0	0	0	0	0	0	0
APPEARANCE AFTER BENCH WARRANT ISSUED.....	90	31	47	0	1	1	13	0	93
SERVICE MADE/ARRAIGNMENT.....	95	177	262	16	35	12	215	674	37
APPEALS FROM MAGISTRATES.....	100	0	0	0	0	13	0	0	13
OTHER.....	105	1	0	0	0	17	11	86	9
SUBTOTAL (ADD LINES 70 THROUGH 100).....	110	282	440	16	47	43	239	760	46
TOTAL ACTIVE CASELOAD THIS YEAR (ADD LINES 60 AND 110).....	120	3832	3089	591	395	9398	659	2511	190
JUDICIAL DISPOSITIONS.....									
GUILTY PLEAS.....	130	535	581	9	44	187	0	0	1356
INFORMAL CIVIL HEARINGS BY JUDGE.....	140	0	0	0	0	3	0	0	3
FORMAL CIVIL HEARINGS BY JUDGE.....	145	0	0	0	0	26	0	0	26
TRIALS WITHOUT JURY.....	150	9	52	1	8	0	59	274	84
TRIALS BY JURY.....	155	3	11	0	0	0	5	0	1
DISMISSALS.....	160	122	318	0	51	22	105	312	6
PRELIMINARY EXAMS WAIVED.....	170	0	62	0	0	0	0	0	62
PRELIMINARY EXAMS CONDUCTED.....	175	1	188	0	0	0	0	0	189
BENCH WARRANTS.....	180	36	57	0	2	1	16	0	112
NO PROGRESS.....	185	0	0	0	0	63	7	82	3
OTHER JUDICIAL DISPOSITIONS.....	190	164	645	0	10	15	191	938	47
SUBTOTAL (ADD LINES 130 THROUGH 190).....	200	870	1914	10	115	317	383	1606	141
OTHER DISPOSITIONS.....									
MAGISTRATES - GUILTY AND ADMISSIONS.....	210	2044	356	145	134	3573	0	0	6252
MAGISTRATES - INFORMAL HEARINGS - CIVIL.....	215	0	0	0	0	312	0	0	312
TRAFFIC BUREAU.....	220	0	0	0	0	4436	0	0	4436
NON-SERVICE.....	230	210	409	25	89	8	264	740	42
SUBTOTAL (ADD LINES 210 THROUGH 230).....	240	2254	765	170	223	8329	264	740	42
TOTAL DISPOSITIONS (ADD LINES 200 AND 240).....	250	3124	2679	180	338	8646	647	2346	183
PENDING CASES AT THE END OF YEAR.....									
INACTIVE: BENCH WARRANTS (LINES 10 - 90 + 180).....	260	67	66	2	2	0	4	0	141
INACTIVE: NON-SERVICE (LINES 20 - 95 + 230).....	270	170	493	55	271	4	166	418	29
ACTIVE PENDING (SUBTRACT LINE 250 FROM LINE 120).....	280	708	410	411	57	752	12	165	7
TOTAL CASES PENDING AT END OF YEAR(LINES 260+270+280).....	290	945	969	468	330	756	182	583	36
CIVIL CASES PENDING OVER 1 YEAR.....	300	0	0	0	0	0	22	21	3

BARAGA COUNTY

* C R I M I N A L *					* C I V I L *				* T *	

* STATE OFFENSE *		* ORDINANCE *		* CIVIL *		* SUM- *		* MARY *		* T *

L	* NON *	* TRAF- *	* TRAF- *	* TRAF- *	* TRAF- *	* CIVIL *	* CIVIL *	* CLAIMS *	* PROC. *	* S *

E	* FIG *	* FIG *	* FIG *	* FIG *	* FIG *	* FIG *	* FIG *	* FIG *	* FIG *	* FIG *

PENDING CASES AT THE BEGINNING OF THE YEAR.....										
INACTIVE BENCH WARRANTS.....	10	2	3	0	0	0	0	0	0	5
INACTIVE: NON-SERVICE.....	20	23	12	6	1	0	3	7	0	52
TOTAL (ADD LINES 10 AND 20).....	30	25	15	6	1	0	3	7	0	57
ACTIVE PENDING.....	40	10	28	2	0	15	19	22	0	96
NEW CASES FILED THIS YEAR.....	50	283	251	41	2	1071	33	100	3	1784
SUBTOTAL ACTIVE.....	60	293	279	43	2	1086	52	122	3	1880
RE-OPENED CASES.....										
REMANDS FROM HIGHER COURTS.....	70	0	0	0	0	0	1	0	0	1
PROBATION VIOLATIONS.....	80	1	24	0	0	0	0	0	0	25
MISTRIALS.....	85	0	0	0	0	0	0	0	0	0
APPEARANCE AFTER BENCH WARRANT ISSUED.....	90	0	3	0	0	0	0	0	0	3
SERVICE MADE/ARRAIGNMENT.....	95	22	14	4	0	0	25	37	2	104
APPEALS FROM MAGISTRATES.....	100	7	30	0	0	30	0	0	0	67
OTHER.....	105	45	45	0	1	0	5	0	0	96
SUBTOTAL (ADD LINES 70 THROUGH 100).....	110	75	116	4	1	30	31	37	2	296
TOTAL ACTIVE CASELOAD THIS YEAR (ADD LINES 60 AND 110).....	120	368	395	47	3	1116	83	159	5	2176
JUDICIAL DISPOSITIONS.....										
GUILTY PLEAS.....	130	93	69	13	0	0	0	0	0	175
INFORMAL CIVIL HEARINGS BY JUDGE.....	140	0	0	0	0	0	0	0	0	0
FORMAL CIVIL HEARINGS BY JUDGE.....	145	0	0	0	0	29	0	0	0	29
TRIALS WITHOUT JURY.....	150	0	3	0	0	0	5	18	1	27
TRIALS BY JURY.....	155	0	0	0	0	0	1	0	0	1
DISMISSALS.....	160	57	84	3	0	8	18	1	0	171
PRELIMINARY EXAMS WAIVED.....	170	0	5	0	0	0	0	0	0	5
PRELIMINARY EXAMS CONDUCTED.....	175	0	12	0	0	0	0	0	0	12
BENCH WARRANTS.....	180	1	1	0	0	0	0	0	0	2
NO PROGRESS.....	185	0	0	0	0	0	5	6	0	11
OTHER JUDICIAL DISPOSITIONS.....	190	24	54	2	1	217	20	88	2	408
SUBTOTAL (ADD LINES 130 THROUGH 190).....	200	175	228	18	1	254	49	113	3	841
OTHER DISPOSITIONS.....										
MAGISTRATES - GUILTY AND ADMISSIONS.....	210	163	115	24	1	822	0	0	0	1125
MAGISTRATES - INFORMAL HEARINGS - CIVIL.....	215	0	0	0	0	18	0	0	0	18
TRAFFIC BUREAU.....	220	0	0	0	0	0	0	0	0	0
NON-SERVICE.....	230	21	12	3	0	0	25	37	2	100
SUBTOTAL (ADD LINES 210 THROUGH 230).....	240	184	127	27	1	840	25	37	2	1243
TOTAL DISPOSITIONS (ADD LINES 200 AND 240).....	250	359	355	45	2	1094	74	150	5	2084
PENDING CASES AT THE END OF YEAR.....										
INACTIVE: BENCH WARRANTS (LINES 10 - 90 + 180).....	260	3	1	0	0	0	0	0	0	4
INACTIVE: NON-SERVICE (LINES 20 - 95 + 230).....	270	22	10	5	1	0	3	7	0	48
ACTIVE PENDING (SUBTRACT LINE 250 FROM LINE 120).....	280	9	40	2	1	22	5	9	0	92
TOTAL CASES PENDING AT END OF YEAR(LINES 260+270+280).....	290	34	51	7	2	22	12	16	0	144
CIVIL CASES PENDING OVER 1 YEAR.....	300	0	0	0	0	0	0	0	0	0

REGION 5

DISTRICT #97-2

HOUGHTON COUNTY

* C R I M I N A L *					* C I V I L *				T
* STATE OFFENSE * ORDINANCE *					* CIVIL * * * * *				O
L	I	N	E		CIVIL	INFRA	SMALL	SUM-	A
	TRAF-	TRAF-	TRAF-	TRAF-	CTIONS	CIVIL	CLAIMS	MARY	L
	FIC	FIC	FIC	FIC				PROC.	S

PENDING CASES AT THE BEGINNING OF THE YEAR.....									
INACTIVE BENCH WARRANTS.....	10	26	11	16	2	0	0	0	55
INACTIVE: NON-SERVICE.....	20	14	8	5	0	6	0	2	35
TOTAL (ADD LINES 10 AND 20).....	30	40	19	21	2	6	0	2	90
ACTIVE PENDING.....	40	38	64	12	10	48	43	36	253
NEW CASES FILED THIS YEAR.....	50	820	947	112	110	2778	109	285	5177
SUBTOTAL ACTIVE.....	60	858	1011	124	120	2826	152	321	5430
RE-OPENED CASES.....									
REMANDS FROM HIGHER COURTS.....	70	0	14	0	0	0	5	2	21
PROBATION VIOLATIONS.....	80	108	47	14	15	0	0	0	184
MISTRIALS.....	85	0	0	0	0	0	0	0	0
APPEARANCE AFTER BENCH WARRANT ISSUED.....	90	42	13	16	5	0	1	0	77
SERVICE MADE/ARRAIGNMENT.....	95	28	38	3	7	6	0	2	84
APPEALS FROM MAGISTRATES.....	100	0	0	0	0	1	0	0	1
OTHER.....	105	2	0	0	0	1	2	1	6
SUBTOTAL (ADD LINES 70 THROUGH 100).....	110	180	112	33	27	8	8	5	373
TOTAL ACTIVE CASELOAD THIS YEAR (ADD LINES 50 AND 110).....	120	1038	1123	157	147	2834	160	326	5803
JUDICIAL DISPOSITIONS.....									
GUILTY PLEAS.....	130	213	307	93	63	62	0	0	738
INFORMAL CIVIL HEARINGS BY JUDGE.....	140	0	0	0	0	2	0	0	2
FORMAL CIVIL HEARINGS BY JUDGE.....	145	0	0	0	0	32	0	0	32
TRIALS WITHOUT JURY.....	150	1	7	0	1	0	6	33	54
TRIALS BY JURY.....	155	5	1	0	0	0	2	0	8
DISMISSALS.....	160	110	187	23	47	29	59	139	601
PRELIMINARY EXAMS WAIVED.....	170	1	18	0	0	0	0	0	19
PRELIMINARY EXAMS CONDUCTED.....	175	0	34	0	0	0	0	0	34
BENCH WARRANTS.....	180	32	11	8	6	0	1	0	58
NO PROGRESS.....	185	0	0	0	0	0	1	0	1
OTHER JUDICIAL DISPOSITIONS.....	190	0	18	2	13	2	45	132	214
SUBTOTAL (ADD LINES 130 THROUGH 190).....	200	362	583	126	130	127	114	304	1761
OTHER DISPOSITIONS.....									
MAGISTRATES - GUILTY AND ADMISSIONS.....	210	603	455	23	1	2549	0	0	3631
MAGISTRATES - INFORMAL HEARINGS - CIVIL.....	215	0	0	0	0	95	0	0	95
TRAFFIC BUREAU.....	220	0	0	0	0	0	0	0	0
NON-SERVICE.....	230	31	36	4	9	0	0	0	80
SUBTOTAL (ADD LINES 210 THROUGH 230).....	240	634	491	27	10	2644	0	0	3806
TOTAL DISPOSITIONS (ADD LINES 200 AND 240).....	250	996	1074	153	140	2771	114	304	5567
PENDING CASES AT THE END OF YEAR.....									
INACTIVE: BENCH WARRANTS (LINES 10 - 90 + 180).....	260	16	9	8	3	0	0	0	36
INACTIVE: NON-SERVICE (LINES 20 - 95 + 230).....	270	17	6	6	2	0	0	0	31
ACTIVE PENDING (SUBTRACT LINE 250 FROM LINE 120).....	280	42	43	4	7	63	46	22	236
TOTAL CASES PENDING AT END OF YEAR (LINES 260+270+280).....	290	75	64	18	12	63	46	22	303
CIVIL CASES PENDING OVER 1 YEAR.....	300	0	0	0	0	0	0	0	0

REGION 5

DISTRICT #97-3

KEWEENAW COUNTY

	C R I M I N A L				C I V I L				T O T A L S
	* S T A T E O F F E N S E *		* O R D I N A N C E *		* C I V I L * * I N F R A * * C T I O N S *	* C I V I L *	* S M A L L * * C L A I M S *	* S U M - * * M A R Y * * P R O C. *	
	* T R A F - * * F I C *	* T R A F - * * F I C *	* T R A F - * * F I C *	* T R A F - * * F I C *					
PENDING CASES AT THE BEGINNING OF THE YEAR.....									
INACTIVE BENCH WARRANTS.....	10								
INACTIVE: NON-SERVICE.....	1	1	0	0	0	0	0	0	2
TOTAL (ADD LINES 10 AND 20).....	0	0	0	0	0	0	0	0	0
ACTIVE PENDING.....	30	1	1	0	0	0	0	0	0
NEW CASES FILED THIS YEAR.....	40	2	7	0	0	0	0	0	2
SUBTOTAL ACTIVE.....	50	35	130	0	0	1	5	0	15
RE-OPENED CASES.....	60	37	137	0	0	199	6	4	1
REMANDS FROM HIGHER COURTS.....					200	11	4	1	375
PROBATION VIOLATIONS.....	70	0	0	0	0	0	0	0	390
MISTRIALS.....	80	0	0	0	0	0	0	0	0
APPEARANCE AFTER BENCH WARRANT ISSUED.....	85	0	0	0	0	0	0	0	0
SERVICE MADE/ARRAIGNMENT.....	90	0	0	0	0	0	0	0	0
APPEALS FROM MAGISTRATES.....	95	0	0	0	0	0	0	0	0
OTHER.....	100	0	0	0	0	0	0	0	0
SUBTOTAL (ADD LINES 70 THROUGH 100).....	105	0	0	0	1	0	0	0	0
TOTAL ACTIVE CASELOAD THIS YEAR (ADD LINES 60 AND 110).....	110	0	0	0	0	0	0	0	1
JUDICIAL DISPOSITIONS.....	120	37	137	0	0	201	11	4	0
GUILTY PLEAS.....	130								1
INFORMAL CIVIL HEARINGS BY JUDGE.....	140	24	29	0	0	1	0	0	391
FORMAL CIVIL HEARINGS BY JUDGE.....	145	0	0	0	0	0	0	0	54
TRIALS WITHOUT JURY.....	150	0	0	0	0	1	0	0	0
TRIALS BY JURY.....	155	0	0	0	0	0	0	0	1
DISMISSALS.....	160	0	0	0	0	0	1	0	0
PRELIMINARY EXAMS WAIVED.....	165	1	9	0	0	0	0	0	0
PRELIMINARY EXAMS CONDUCTED.....	170	0	0	0	0	1	2	1	14
BENCH WARRANTS.....	175	0	0	0	0	0	0	0	0
NO PROGRESS.....	180	0	0	0	0	0	0	0	0
OTHER JUDICIAL DISPOSITIONS.....	185	0	0	0	0	0	0	0	0
SUBTOTAL (ADD LINES 130 THROUGH 190).....	190	1	1	0	0	0	0	0	0
OTHER DISPOSITIONS.....	200	26	39	0	0	3	4	1	8
MAGISTRATES - GUILTY AND ADMISSIONS.....	210	8	82	0	0	192	6	3	1
MAGISTRATES - INFORMAL HEARINGS - CIVIL.....	215	0	0	0	0	1	0	0	78
TRAFFIC BUREAU.....	220	0	0	0	0	0	0	0	282
NON-SERVICE.....	225	0	0	0	0	0	0	0	1
SUBTOTAL (ADD LINES 210 THROUGH 230).....	230	0	0	0	0	0	0	0	0
TOTAL DISPOSITIONS (ADD LINES 200 AND 240).....	240	8	82	0	0	193	0	0	0
PENDING CASES AT THE END OF YEAR.....	250	34	121	0	0	196	6	3	1
INACTIVE: BENCH WARRANTS (LINES 10 - 90 + 180).....	260	1	1	0	0	0	0	0	283
INACTIVE: NON-SERVICE (LINES 20 - 95 + 230).....	270	0	0	0	0	0	0	0	361
ACTIVE PENDING (SUBTRACT LINE 250 FROM LINE 120).....	280	3	16	0	0	5	5	1	0
TOTAL CASES PENDING AT END OF YEAR(LINES 260+270+280).....	290	4	17	0	0	5	5	1	30
CIVIL CASES PENDING OVER 1 YEAR.....	300	0	0	0	0	0	1	0	0
									1

REGION 5

DISTRICT #97

COURT SUMMARY

* CRIMINAL *					* CIVIL *				* T *	

* STATE OFFENSE * ORDINANCE * CIVIL * * * * * SUM- * T *										

L	* NON * NON * INFRA * * * * * SMALL * MARY * A *				* CIVIL * CIVIL * CLAIMS * PROC. * L *		* S *			
I	* TRAF- * TRAF- * TRAF- * TRAF- * CTIONS*	* FIC * FIC * FIC * FIC *	* * * * *		* * * * *		* * * * *			
N	*****									
E	*****									
PENDING CASES AT THE BEGINNING OF THE YEAR.....										
INACTIVE BENCH WARRANTS.....	10	29	15	16	2	0	0	0	0	52
INACTIVE: NON-SERVICE.....	20	37	20	11	1	6	3	9	0	87
TOTAL (ADD LINES 10 AND 20).....	30	66	35	27	3	6	3	9	0	149
ACTIVE PENDING.....	40	50	99	14	10	64	67	58	2	364
NEW CASES FILED THIS YEAR.....	50	1138	1328	153	112	4048	148	389	20	7336
SUBTOTAL ACTIVE.....	60	1188	1427	167	122	4112	215	447	22	7700
RE-OPENED CASES.....										
REMANDS FROM HIGHER COURTS.....	70	0	14	0	0	0	6	2	0	22
PROBATION VIOLATIONS.....	80	109	71	14	15	0	0	0	0	209
MISTRIALS.....	85	0	0	0	0	0	0	0	0	0
APPEARANCE AFTER BENCH WARRANT ISSUED.....	90	42	16	16	5	0	1	0	0	80
SERVICE MADE/ARRAIGNMENT.....	95	50	52	7	7	6	25	39	2	188
APPEALS FROM MAGISTRATES.....	100	7	30	0	0	32	0	0	0	69
OTHER.....	105	47	45	0	1	1	7	1	0	102
SUBTOTAL (ADD LINES 70 THROUGH 100).....	110	255	228	37	28	39	39	42	2	670
TOTAL ACTIVE CASELOAD THIS YEAR (ADD LINES 60 AND 110).....	120	1443	1655	204	150	4151	254	489	24	8370
JUDICIAL DISPOSITIONS.....										
GUILTY PLEAS.....	130	330	405	106	63	63	0	0	0	967
INFORMAL CIVIL HEARINGS BY JUDGE.....	140	0	0	0	0	2	0	0	0	2
FORMAL CIVIL HEARINGS BY JUDGE.....	145	0	0	0	0	62	0	0	0	62
TRIALS WITHOUT JURY.....	150	1	10	0	1	0	11	52	7	82
TRIALS BY JURY.....	155	5	1	0	0	0	3	0	0	9
DISMISSALS.....	160	168	280	26	47	38	79	141	7	786
PRELIMINARY EXAMS WAIVED.....	170	1	23	0	0	0	0	0	0	24
PRELIMINARY EXAMS CONDUCTED.....	175	0	46	0	0	0	0	0	0	46
BENCH WARRANTS.....	180	33	12	8	6	0	1	0	0	60
NO PROGRESS.....	185	0	0	0	0	0	6	6	0	12
OTHER JUDICIAL DISPOSITIONS.....	190	25	73	4	14	219	69	221	5	630
SUBTOTAL (ADD LINES 130 THROUGH 190).....	200	563	850	144	131	384	169	420	19	2680
OTHER DISPOSITIONS.....										
MAGISTRATES - GUILTY AND ADMISSIONS.....	210	774	652	47	2	3563	0	0	0	5038
MAGISTRATES - INFORMAL HEARINGS - CIVIL.....	215	0	0	0	0	114	0	0	0	114
TRAFFIC BUREAU.....	220	0	0	0	0	0	0	0	0	0
NON-SERVICE.....	230	52	48	7	9	0	25	37	2	180
SUBTOTAL (ADD LINES 210 THROUGH 230).....	240	826	700	54	11	3677	25	37	2	5332
TOTAL DISPOSITIONS (ADD LINES 200 AND 240).....	250	1389	1550	198	142	4061	194	457	21	8012
PENDING CASES AT THE END OF YEAR.....										
INACTIVE: BENCH WARRANTS (LINES 10 - 90 + 180).....	260	20	11	8	3	0	0	0	0	42
INACTIVE: NON-SERVICE (LINES 20 - 95 + 230).....	270	39	16	11	3	0	3	7	0	79
ACTIVE PENDING (SUBTRACT LINE 250 FROM LINE 120).....	280	54	105	6	8	90	60	32	3	358
TOTAL CASES PENDING AT END OF YEAR(LINES 260+270+280).....	290	113	132	25	14	90	63	39	3	479
CIVIL CASES PENDING OVER 1 YEAR.....	300	0	0	0	0	0	1	0	0	1

REGION 5

DISTRICT #98-1

GOGEBIC COUNTY

* C R I M I N A L *					* C I V I L *				* T *	

* STATE OFFENSE *		* ORDINANCE *			* CIVIL *		* SMALL * MARY *		* SUM- * PROC. *	

L	* NON	* TRAF-	* TRAF-	* TRAF-	* TRAF-	* CTIONS*	CIVIL	CLAIMS	PROC.	S
I	* FIC	* FIC	* FIC	* FIC	* FIC					
N	*****									
E	*****									
PENDING CASES AT THE BEGINNING OF THE YEAR.....										
INACTIVE BENCH WARRANTS.....	10	7	9	15	3	3	0	0	0	37
INACTIVE: NON-SERVICE.....	20	4	49	3	3	0	0	0	0	59
TOTAL (ADD LINES 10 AND 20).....	30	11	58	18	6	3	0	0	0	96
ACTIVE PENDING.....	40	158	55	12	15	30	60	12	3	345
NEW CASES FILED THIS YEAR.....	50	655	816	122	75	1253	96	151	7	3175
SUBTOTAL ACTIVE.....	60	813	871	134	90	1283	156	163	10	3520
RE-OPENED CASES.....										
REMANDS FROM HIGHER COURTS.....	70	0	0	0	0	0	0	0	0	0
PROBATION VIOLATIONS.....	80	0	0	0	0	0	0	0	0	0
MISTRIALS.....	85	0	0	0	0	0	0	0	0	0
APPEARANCE AFTER BENCH WARRANT ISSUED.....	90	2	9	3	1	2	0	0	0	17
SERVICE MADE/ARRAIGNMENT.....	95	11	74	6	5	0	0	0	0	96
APPEALS FROM MAGISTRATES.....	100	0	0	0	0	0	0	0	0	0
OTHER.....	105	0	0	0	0	0	1	0	0	1
SUBTOTAL (ADD LINES 70 THROUGH 100).....	110	13	83	9	6	2	1	0	0	114
TOTAL ACTIVE CASELOAD THIS YEAR (ADD LINES 60 AND 110).....	120	826	954	143	96	1285	157	163	10	3634
JUDICIAL DISPOSIT. NS.....										
GUILTY PLEAS.....	130	250	595	67	70	0	0	0	0	982
INFORMAL CIVIL HEARINGS BY JUDGE.....	140	0	0	0	0	0	0	0	0	0
FORMAL CIVIL HEARINGS BY JUDGE.....	145	0	0	0	0	0	0	0	0	0
TRIALS WITHOUT JURY.....	150	3	22	1	2	0	0	0	0	28
TRIALS BY JURY.....	155	1	0	0	0	0	0	0	0	1
DISMISSALS.....	160	226	141	25	16	30	22	46	2	517
PRELIMINARY EXAMS WAIVED.....	170	0	7	0	0	0	0	0	0	7
PRELIMINARY EXAMS CONDUCTED.....	175	0	21	0	0	0	0	0	0	21
BENCH WARRANTS.....	180	4	7	0	0	0	0	0	0	11
NO PROGRESS.....	185	0	0	0	0	0	0	0	0	0
OTHER JUDICIAL DISPOSITIONS.....	190	6	23	0	0	0	54	94	5	182
SUBTOTAL (ADD LINES 130 THROUGH 190).....	200	490	816	93	88	39	76	140	7	1749
OTHER DISPOSITIONS.....										
MAGISTRATES - GUILTY AND ADMISSIONS.....	210	188	14	31	0	1200	0	0	0	1433
MAGISTRATES - INFORMAL HEARINGS - CIVIL.....	215	0	0	0	0	36	0	0	0	36
TRAFFIC BUREAU.....	220	0	0	0	0	0	0	0	0	0
NON-SERVICE.....	230	11	51	6	4	0	0	2	0	74
SUBTOTAL (ADD LINES 210 THROUGH 230).....	240	199	65	37	4	1236	0	2	0	1543
TOTAL DISPOSITIONS (ADD LINES 200 AND 240).....	250	689	881	130	92	1275	76	142	7	3292
PENDING CASES AT THE END OF YEAR.....										
INACTIVE: BENCH WARRANTS (LINES 10 - 90 + 180).....	260	9	7	12	2	1	0	0	0	31
INACTIVE: NON-SERVICE (LINES 20 - 95 + 230).....	270	4	26	3	2	0	0	2	0	37
ACTIVE PENDING (SUBTRACT LINE 250 FROM LINE 120).....	280	137	73	13	4	10	81	21	3	342
TOTAL CASES PENDING AT END OF YEAR(LINES 260+270+280).....	290	150	106	28	8	11	81	23	3	410
CIVIL CASES PENDING OVER 1 YEAR.....	300	0	0	0	0	0	24	2	1	27

REGION 5

DISTRICT #98-2

ONTONAGON COUNTY

*****L*****									
	* C R I M I N A L *				* C I V I L *				T
	*****				*****				O
	* STATE OFFENSE *	* ORDINANCE *	* * *	* * *	* * *	* * *	* * *	* * *	T
L	*****				CIVIL *	* * *	* * *	SUM-	A
I	* NON *	* NON *	* * *	* * *	INFRA *	* * *	SMALL *	MARY *	L
N	* TRAF- *	* TRAF- *	* TRAF- *	* TRAF- *	CTIONS*	CIVIL *	CLAIMS*	PROC.	S
E	* FIC *	* FIC *	* FIC *	* FIC *	* * *	* * *	* * *	* * *	*

PENDING CASES AT THE BEGINNING OF THE YEAR.....									
INACTIVE BENCH WARRANTS.....	10	3	9	0	0	0	0	0	12
INACTIVE: NON-SERVICE.....	20	7	4	0	0	0	0	0	11
TOTAL (ADD LINES 10 AND 20).....	30	10	13	0	0	0	0	0	23
ACTIVE PENDING.....	40	16	21	0	0	14	34	2	87
NEW CASES FILED THIS YEAR.....	50	310	317	0	0	583	60	98	1368
SUBTOTAL ACTIVE.....	60	326	338	0	0	597	94	100	1455
RE-OPENED CASES.....									
REMANDS FROM HIGHER COURTS.....	70	0	0	0	0	0	0	0	0
PROBATION VIOLATIONS.....	80	0	1	0	0	0	0	0	1
MISTRIALS.....	85	0	0	0	0	0	0	0	0
APPEARANCE AFTER BENCH WARRANT ISSUED.....	90	3	7	0	0	0	0	0	10
SERVICE MADE/ARRAIGNMENT.....	95	47	13	0	0	0	4	2	66
APPEALS FROM MAGISTRATES.....	100	0	0	0	0	0	0	0	0
OTHER.....	105	0	0	0	0	0	0	0	0
SUBTOTAL (ADD LINES 70 THROUGH 100).....	110	50	21	0	0	0	4	2	77
TOTAL ACTIVE CASELOAD THIS YEAR (ADD LINES 60 AND 110).....	120	376	359	0	0	597	98	102	1532
JUDICIAL DISPOSITIONS.....									
GUILTY PLEAS.....	130	66	94	0	0	0	0	0	160
INFORMAL CIVIL HEARINGS BY JUDGE.....	140	0	0	0	0	0	0	0	0
FORMAL CIVIL HEARINGS BY JUDGE.....	145	0	0	0	0	2	0	0	2
TRIALS WITHOUT JURY.....	150	2	3	0	0	0	2	93	100
TRIALS BY JURY.....	155	1	3	0	0	0	0	0	4
DISMISSALS.....	160	104	34	0	0	56	40	7	241
PRELIMINARY EXAMS WAIVED.....	170	0	14	0	0	0	0	0	14
PRELIMINARY EXAMS CONDUCTED.....	175	0	9	0	0	0	0	0	9
BENCH WARRANTS.....	180	1	1	0	0	0	0	0	2
NO PROGRESS.....	185	0	0	0	0	0	0	0	0
OTHER JUDICIAL DISPOSITIONS.....	190	0	5	0	0	0	24	0	29
SUBTOTAL (ADD LINES 130 THROUGH 190).....	200	174	163	0	0	58	66	100	561
OTHER DISPOSITIONS.....									
MAGISTRATES - GUILTY AND ADMISSIONS.....	210	150	153	0	0	510	0	0	813
MAGISTRATES - INFORMAL HEARINGS - CIVIL.....	215	0	0	0	0	14	0	0	14
TRAFFIC BUREAU.....	220	0	0	0	0	0	0	0	0
NON-SERVICE.....	230	44	12	0	0	0	5	1	62
SUBTOTAL (ADD LINES 210 THROUGH 230).....	240	194	165	0	0	524	5	1	889
TOTAL DISPOSITIONS (ADD LINES 200 AND 240).....	250	368	328	0	0	582	71	101	1450
PENDING CASES AT THE END OF YEAR.....									
INACTIVE: BENCH WARRANTS (LINES 10 - 90 + 180).....	260	1	3	0	0	0	0	0	4
INACTIVE: NON-SERVICE (LINES 20 - 95 + 230).....	270	4	3	0	0	0	1	-1	7
ACTIVE PENDING (SUBTRACT LINE 250 FROM LINE 120).....	280	8	31	0	0	15	27	1	82
TOTAL CASES PENDING AT END OF YEAR(LINES 260+270+280).....	290	13	37	0	0	15	28	0	93
CIVIL CASES PENDING OVER 1 YEAR.....	300	0	0	0	0	0	0	0	0

CONTINUED

4 OF 5

REGION 5

DISTRICT #98

COURT SUMMARY

* CRIMINAL *					* CIVIL *					* T *

* STATE OFFENSE *	* ORDINANCE *	* CIVIL *	* SUM- *	* MARY *	* L *	* S *				
* TRAF- *	* TRAF- *	* TRAF- *	* TRAF- *	* CTIONS *	* CIVIL *	* CLAIMS *	* PROC. *			
* FIC *	* FIC *	* FIC *	* FIC *	* * * * *	* * * * *	* * * * *	* * * * *			

PENDING CASES AT THE BEGINNING OF THE YEAR.....										
INACTIVE BENCH WARRANTS.....	10	10	18	15	3	3	0	0	0	49
INACTIVE: NON-SERVICE.....	20	11	53	3	3	0	0	0	0	70
TOTAL (ADD LINES 10 AND 20).....	30	21	71	18	6	3	0	0	0	119
ACTIVE PENDING.....	40	174	76	12	15	44	94	14	3	432
NEW CASES FILED THIS YEAR.....	50	965	1133	122	7	1836	156	249	7	4543
SUBTOTAL ACTIVE.....	60	1139	1209	134	90	1880	250	263	10	4975
RE-OPENED CASES.....										
REMANDS FROM HIGHER COURTS.....	70	0	0	0	0	0	0	0	0	0
PROBATION VIOLATIONS.....	80	0	1	0	0	0	0	0	0	1
MISTRIALS.....	85	0	0	0	0	0	0	0	0	0
APPEARANCE AFTER BENCH WARRANT ISSUED.....	90	5	16	3	1	2	0	0	0	27
SERVICE MADE/ARRAIGNMENT.....	95	58	87	6	5	0	4	2	0	162
APPEALS FROM MAGISTRATES.....	100	0	0	0	0	0	0	0	0	0
OTHER.....	105	0	0	0	0	0	1	0	0	1
SUBTOTAL (ADD LINES 70 THROUGH 100).....	110	63	104	9	6	2	5	2	0	191
TOTAL ACTIVE CASELOAD THIS YEAR (ADD LINES 60 AND 110).....	120	1202	1313	143	96	1882	255	265	10	5166
JUDICIAL DISPOSITIONS.....										
GUILTY PLEAS.....	130	316	689	67	70	0	0	0	0	1142
INFORMAL CIVIL HEARINGS BY JUDGE.....	140	0	0	0	0	0	0	0	0	0
FORMAL CIVIL HEARINGS BY JUDGE.....	145	0	0	0	0	2	0	0	0	2
TRIALS WITHOUT JURY.....	150	5	25	1	2	0	2	93	0	128
TRIALS BY JURY.....	155	2	3	0	0	0	0	0	0	5
DISMISSALS.....	160	330	175	25	16	95	62	53	2	758
PRELIMINARY EXAMS WAIVED.....	170	0	21	0	0	0	0	0	0	21
PRELIMINARY EXAMS CONDUCTED.....	175	0	30	0	0	0	0	0	0	30
BENCH WARRANTS.....	180	5	8	0	0	0	0	0	0	13
NO PROGRESS.....	185	0	0	0	0	0	0	0	0	0
OTHER JUDICIAL DISPOSITIONS.....	190	6	28	0	0	0	78	94	5	211
SUBTOTAL (ADD LINES 130 THROUGH 190).....	200	664	979	93	88	97	142	240	7	2310
OTHER DISPOSITIONS.....										
MAGISTRATES - GUILTY AND ADMISSIONS.....	210	338	167	31	0	1710	0	0	0	2246
MAGISTRATES - INFORMAL HEARINGS - CIVIL.....	215	0	0	0	0	50	0	0	0	50
TRAFFIC BUREAU.....	220	0	0	0	0	0	0	0	0	0
NON-SERVICE.....	230	55	63	6	4	0	5	3	0	136
SUBTOTAL (ADD LINES 210 THROUGH 230).....	240	393	230	37	4	1760	5	3	0	2432
TOTAL DISPOSITIONS (ADD LINES 200 AND 240).....	250	1057	1209	130	92	1857	147	243	7	4742
PENDING CASES AT THE END OF YEAR.....										
INACTIVE: BENCH WARRANTS (LINES 10 - 90 + 180).....	260	10	10	12	2	1	0	0	0	35
INACTIVE: NON-SERVICE (LINES 20 - 95 + 230).....	270	8	29	3	2	0	1	1	0	44
ACTIVE PENDING (SUBTRACT LINE 250 FROM LINE 120).....	280	145	104	13	4	25	108	22	3	424
TOTAL CASES PENDING AT END OF YEAR(LINES 260+270+280).....	290	163	143	28	8	26	109	23	3	503
CIVIL CASES PENDING OVER 1 YEAR.....	300	0	0	0	0	0	24	2	1	27

REGION SUMMARY

* CRIMINAL *					* CIVIL *					* T *	

* STATE OFFENSE *					* ORDINANCE *					* T *	

L	* NON *				* CIVIL *	* SUM-				* A *	
I	* TRAF-	* TRAF-	* TRAF-	* TRAF-	* INFRA *	* SMALL *	* MARY *	* L *	*****		
N	* FIC *	* FIC *	* FIC *	* FIC *	* CTIONS*	* CIVIL *	* CLAIMS*	* PROC. *	* S *	*****	
E	*****										

PENDING CASES AT THE BEGINNING OF THE YEAR.....											
INACTIVE BENCH WARRANTS.....	10	931	909	183	120	11	3	2	0	2159	
INACTIVE: NON-SERVICE.....	20	3490	1789	674	302	232	1155	1204	96	8942	
TOTAL (ADD LINES 10 AND 20).....	30	4421	2698	857	422	243	1158	1206	96	11101	
ACTIVE PENDING.....	40	3642	2443	718	298	5161	1499	778	83	14622	
NEW CASES FILED THIS YEAR.....	50	17032	23015	2766	2154	67921	6096	9977	902	129863	
SUBTOTAL ACTIVE.....	60	20674	25458	3484	2452	73082	7595	10755	985	144485	
RE-OPENED CASES.....											
REMANDS FROM HIGHER COURTS.....	70	10	92	1	0	0	29	2	0	134	
PROBATION VIOLATIONS.....	80	285	314	27	30	0	0	0	0	656	
MISTRIALS.....	85	1	1	0	0	0	0	0	0	2	
APPEARANCE AFTER BENCH WARRANT ISSUED.....	90	621	648	125	96	121	30	4	0	1645	
SERVICE MADE/ARRAIGNMENT.....	95	2316	2093	421	165	407	2689	3217	288	11596	
APPEALS FROM MAGISTRATES.....	100	11	31	2	6	111	0	0	0	161	
OTHER.....	105	72	124	1	6	139	263	192	14	811	
SUBTOTAL (ADD LINES 70 THROUGH 100).....	110	3316	3303	577	303	778	3011	3415	302	15005	
TOTAL ACTIVE CASELOAD THIS YEAR (ADD LINES 60 AND 110).....	120	23990	28761	4061	2755	73860	10606	14170	1287	159490	
JUDICIAL DISPOSITIONS.....											
GUILTY PLEAS.....	130	4471	6323	888	743	904	0	0	0	13329	
INFORMAL CIVIL HEARINGS BY JUDGE.....	140	0	0	0	0	58	0	0	0	58	
FORMAL CIVIL HEARINGS BY JUDGE.....	145	0	0	0	0	332	0	0	0	332	
TRIALS WITHOUT JURY.....	150	152	477	50	74	0	296	1433	267	2749	
TRIALS BY JURY.....	155	106	185	6	7	0	43	0	1	348	
DISMISSALS.....	160	1885	3352	282	368	1232	1258	2791	150	11318	
PRELIMINARY EXAMS WAIVED.....	170	22	840	0	0	0	0	0	0	862	
PRELIMINARY EXAMS CONDUCTED.....	175	19	954	0	0	0	0	0	0	973	
BENCH WARRANTS.....	180	491	658	70	70	100	23	3	0	1415	
NO PROGRESS.....	185	0	0	0	0	151	305	368	31	855	
OTHER JUDICIAL DISPOSITIONS.....	190	906	1746	76	78	3272	3891	5204	463	15636	
SUBTOTAL (ADD LINES 130 THROUGH 190).....	200	8052	14535	1372	1340	6049	5816	9799	912	47875	
OTHER DISPOSITIONS.....											
MAGISTRATES - GUILTY AND ADMISSIONS.....	210	10687	9217	1414	895	45670	0	0	0	67883	
MAGISTRATES - INFORMAL HEARINGS - CIVIL.....	215	0	0	0	0	1760	0	0	0	1760	
TRAFFIC BUREAU.....	220	154	174	79	105	14791	0	0	0	15303	
NON-SERVICE.....	230	978	2545	174	254	485	3214	3687	302	11639	
SUBTOTAL (ADD LINES 210 THROUGH 230).....	240	11819	11936	1667	1254	62706	3214	3687	302	96585	
TOTAL DISPOSITIONS (ADD LINES 200 AND 240).....	250	19871	26471	3039	2594	68755	9030	13486	1214	144460	
PENDING CASES AT THE END OF YEAR.....											
INACTIVE: BENCH WARRANTS (LINES 10 - 90 + 180).....	260	801	919	128	94	-10	-4	1	0	1929	
INACTIVE: NON-SERVICE (LINES 20 - 95 + 230).....	270	2152	2241	427	391	310	1680	1674	110	8985	
ACTIVE PENDING (SUBTRACT LINE 250 FROM LINE 120).....	280	4119	2290	1022	161	5105	1576	684	73	15030	
TOTAL CASES PENDING AT END OF YEAR(LINES 260+270+280).....	290	7072	5450	1577	646	5405	3252	2359	183	25944	
CIVIL CASES PENDING OVER 1 YEAR.....	300	0	0	0	0	0	155	24	6	185	