

U.S. Department of Justice
National Institute of Justice

This document has been reproduced exactly as received from the person or organization originating it. Points of view or opinions stated in this document are those of the authors and do not necessarily represent the official position or policies of the National Institute of Justice.

Permission to reproduce this copyrighted material has been granted by
New York State Commission
Of Corrections

to the National Criminal Justice Reference Service (NCJRS).

Further reproduction outside of the NCJRS system requires permission of the copyright owner.

FINAL REPORT

NEW YORK STATE COMMISSION OF CORRECTION

OVERCROWDING EVALUATION OF

TWELVE DOCS FACILITIES

FROM

JANUARY 1982 - JULY 1982

NCJRS

APR 7 1982

ACQUISITIONS

J. KEVIN McNIFF
CHAIRMAN

KATHARINE WEBB
COMMISSIONER

OFFICE OF PROGRAM AND POLICY ANALYSIS

PETER D. KOMARINSKI
DIRECTOR

JAMES F. SEYMOUR
SENIOR PROGRAM ANALYST

89118

INTRODUCTION

The Office of Regulatory and Review has assembled data on the following DOCS facilities:

- 1) Attica;
- 2) Auburn;
- 3) Bedford Hills;
- 4) Clinton
- 5) Coxsackie;
- 6) Downstate;
- 7) Eastern;
- 8) Elmira;
- 9) Fiskill;
- 10) Great Meadow;
- 11) Green Haven; and
- 12) Ossining.

Data elements concerning facility population levels and atmosphere; staffing and equipment needs; and programs and services needs were collected by ORR staff for a seven month period that excludes February. Analyses of six measurement periods, from January 1982 through July 1982, were completed by OPPA staff and are presented below.

SUMMARY OF FINDINGS JANUARY 1982 - JULY 1982

A) Facility Population and Atmosphere

- Population Levels consistently exceeded the general housing capacity and, for the most part, either equaled or exceeded the total capacity of the facilities during this period.

- The mean average daily number of idle inmates ranged from zero at Eastern and Fiskill to 753 at Ossining. Figures observed in the number of idle inmates at the 12 facilities ranged up to 1288 at Ossining when all transient prisoners were included in the measure. Inclusion of transient prisoners was not evident in every case at all facilities.

- The atmosphere and attitudes within these 12 facilities was mostly stable; however, Clinton and Ossining were more tense than the other facilities observed. At two facilities, Bedford Hills and Great Meadow, measurements indicated a sensitive but stable atmosphere.

B) Staffing and Equipment

- Correction officer staff vacancies across the facilities ranged from none to 132 during any one month. The average number of vacancies for all 12 facilities over the period was 22. The mean average daily hours of correction officer overtime was 153 hours over the period, and daily overtime hours ranged up to 545 hours per day for a month at Great Meadow.

- Supervisory staff vacancies across the facilities ranged from none to eight vacancies. Most often the measurements indicated no vacancies for supervisory staff.

¹ There are individual facilities that have measurements for an abbreviated five-month period.

- Food services staff vacancies ranged from none to four vacancies. Most often the measurements reflected no vacancies for food services staff. Cooks and Bakers were the vacant areas recorded.

- Medical services staff vacancies ranged from none to eight vacancies. Items needed included RN, LPN, PA, MD, Dentists, Technicians, Typists and Assistants. About half the observations indicated no vacancies for medical services staff.

- Teaching and counseling staff vacancies ranged from none to eighteen vacancies. Academic and vocational instructors and counselors most often indicated as the items needed; however, recreation supervisors and substance abuse psychologists were also indicated as needed items. Two facilities indicated no vacancies for teaching and counseling staff.

- Cell equipment was observed to be needed in half of the facilities examined. Mostly equipment such as beds, storage lockers, chairs, blankets, desks, tables and headsets were needed at the facilities experiencing shortages. Maintenance problems from overtaxed equipment was also indicated.

C) Programs & Services

- Food service programs in at least ten of the twelve institutions observed were experiencing delays extended up to 45 minutes. Limited space and strained equipment were also cited as problems. Increased budgets for food service programs were observed.

- Medical services in at least ten of the twelve facilities observed were experiencing increased sickcall with delays and strained services. One facility indicated a waiting list for the hospital.

- Clothing supplies were indicated in shortage at ten of the twelve facilities. Most shortages were constant over the period.

- Showers at the facilities were not seriously impacted during this period; however, some facilities experienced an increase in the showering time period.

- Visiting programs in ten facilities were indicated as crowded, especially on weekends, and in some cases the number of visitors and visits were limited, reduced or terminated. Additional space is required in most cases.

- Packages and correspondence in all but one facility had increased in volume causing backlogs, delays and overtime for processing. Additional space is requested for packages and correspondence.

- Phone home programs were receiving heavy demand necessitating additional phone installation, tight callback schedules and changes in time cycles for callbacks in some facilities.

- Law library programs in about half of the facilities examined were experiencing increased demand requiring an additional space and/or reduced access. Some delays in access were evident in some law library programs.

- Treatment programs (school and vocational) in all but one facility examined were consistently overcrowded or saturated. Additional space and programs were indicated as needs consistently.

- Commissary programs in most facilities indicated increased sales and stock and require additional space. Maintaining adequate stock was observed to be difficult in some cases.

CONCLUSION

The preceding summary of findings was based on data supplied by the Office of Regulatory and Review of the Commission of Correction. Reconfiguration and examination of the data were performed by the Office of Program and Policy Analysis.

The attached tables, particularly the population charts, highlight these enhancements.

The data indicates that prisoner population levels consistently exceeded the general housing capacity of these 12 facilities. Consistent overcrowding appears to strain the atmosphere within some facilities.

Inadequate housing space, an overtime-taxed corrections staff and a shortfall of programs and services, are the characteristics of these DOCS facilities assess from the data.

OVERCROWDING EVALUATION

VARIABLES	JAN 82	MAR 82	APR 82	MAY 82	JUN 82	JUL 82
OP LEVEL	2074	2137	2122	2157	2193	2137
TOTAL CAP	2138	2138	2138	2138	2138	2138
G H CAP	1898	1898	1898	1898	1898	1898
DLE PRIS	UNK	397	360	230	254	332
TMOS ATT	UNK	STABLE	STABLE	STABLE	STABLE	STABLE
IS INCRE	UNK	NO	NO	NO	NO	NO
CO STAFF NEEDS	UNK	8 VAC	10 VAC	1 VAC	1 VAC	8 VAC
CO OT IN HRS/DAY	UNK	105	104	117	100	122
UP STAFF NEEDS	UNK	1 VAC	NONE	NONE	NONE	NONE
OOD STAFF NEEDS	UNK	NONE	NONE	NONE	NONE	1 COOK
IED STAFF NEEDS	UNK	1 DEN 2 RN 1 PA	1 DEN 1 PA	1 DEN 1 PA	1 DEN 1 PA	1 DEN 1 PA 1 RN
EA/COUNS STF NEEDS	UNK	10 VDC 2 ACAD 1 COUSL	10 VDC 1 COUSL	5 VDC 1 INTER	5 VDC 1 INTER 1 LIB CLK	5 VDC 1 INTER 1 LIB CLK
CELL EQUI NEEDS	UNK	NONE	NONE	NONE	NONE	BEDS
OOD SERV PROGRAM	UNK	MEALS DELAYED 20-30 MIN	MEALS DELAYED 30 MIN	MEALS DELAYED 30 MIN	MEALS DELAYED 30 MIN	MEALS DELAYED 30 MIN
MEDICAL SERVICES	UNK	SICK CALL EXTENDED 1 HR	SICK CALL EXTENDED 1 HR	SICK CALL EXTENDED 1 HR	SICK CALL EXTENDED 1 HR	SICK CALL EXTENDED 1HR WAIT LIST FOR HOSP
CLOTHING SUPPLIES	UNK	SHORTAGE	SHORTAGE	SHORTAGE	SHORTAGE	SHORTAGE
SHOWERS	UNK	OK	OK	OK	OK	OK
VISITING PROGRAM	UNK	LIMITED WKENDS	LIMITED WKENDS	LIMITED WKENDS	LIMITED WKENDS	LIMITED WKENDS
PACKAGES CORRESPON	UNK	SOME OT/ CORRESPON	SOME OT/ BACKLOG	SOME OT/ BACKLOG	OT/TO KEEP UP	OT/TO KEEP UP
RECREATIO PROGRAM	UNK	CROWDED	CUTBACK NIGHTS	NITE REC C/FR 4DA TO 7DA ROTATION	OK	OK
PHONE PROGRAM	UNK	CALLBACK REDUCED	C/ 14DA TO 18DA CYCLE	SAME	SAME	SAME
LAW LIBRA	UNK	3-4DA DELAY DEMAND HEAVY	SAME DELAY	SAME DELAY	SAME DELAY	SAME DELAY
TREATMENT PROGRAMS (SCH/VDC)	UNK	10 NEW VDC PROGS	SOME INMATES UNASSIGND VDC SHOP TO OPEN	SAME	SAME	SAME
COMSRY	UNK	OK	OK	OK	OK	OK

CONCLUSION

The preceding summary of findings was based on data supplied by the Office of Regulatory and Review of the Commission of Correction. Reconfiguration and examination of the data were performed by the Office of Program and Policy Analysis.

The attached tables, particularly the population charts, highlight these enhancements.

The data indicates that prisoner population levels consistently exceeded the general housing capacity of these 12 facilities. Consistent overcrowding appears to strain the atmosphere within some facilities.

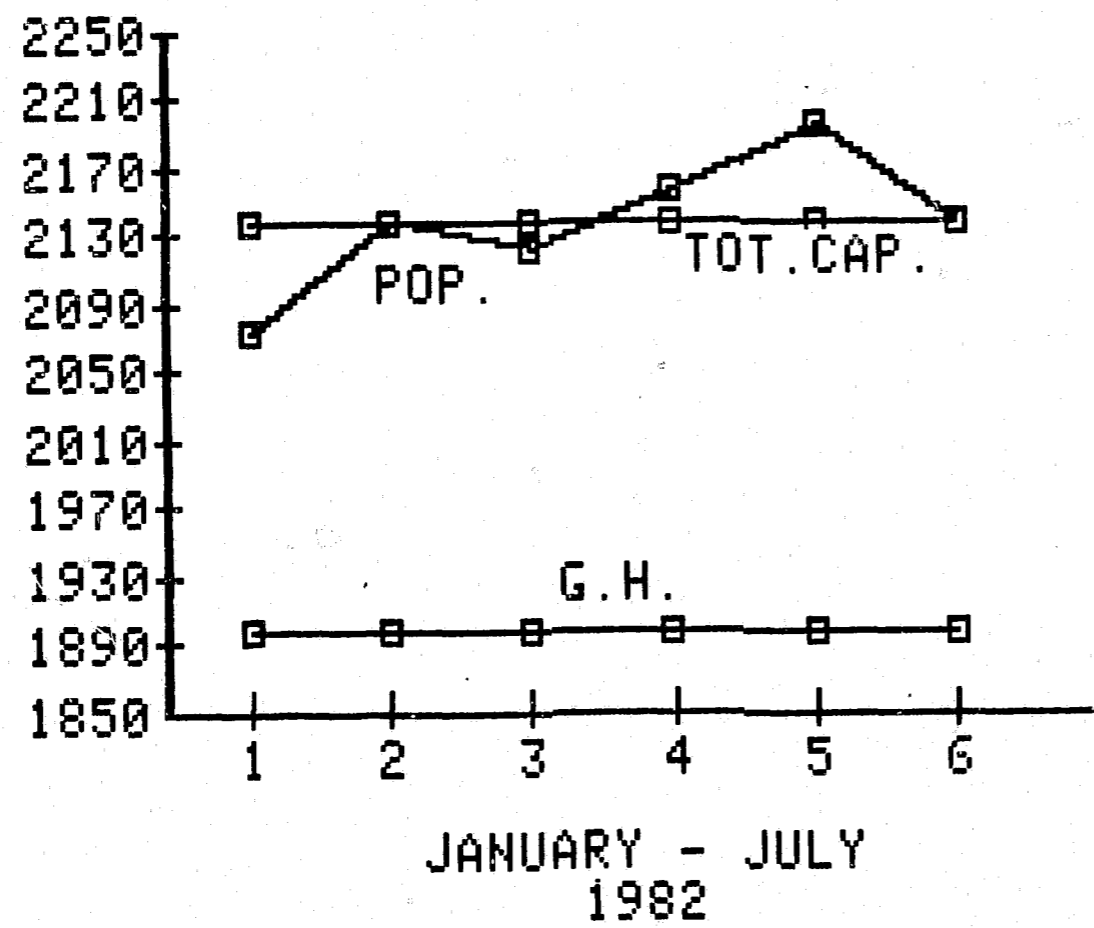
Inadequate housing space, an overtime-taxed corrections staff and a shortfall of programs and services, are the characteristics of these DOCS facilities assess from the data.

ATTICA

OVERCROWDING EVALUATION

VARIABLES	JAN 82	MAR 82	APR 82	MAY 82	JUN 82	JUL 82
OP LEVEL	2074	2137	2122	2157	2193	2137
OTAL CAP	2138	2138	2138	2138	2138	2138
G H CAP	1898	1898	1898	1898	1898	1898
DLE PRIS	UNK	397	360	230	254	332
TMDS ATT	UNK	STABLE	STABLE	STABLE	STABLE	STABLE
IS INCRE	UNK	NO	NO	NO	NO	NO
CO STAFF NEEDS	UNK	8 VAC	10 VAC	1 VAC	1 VAC	8 VAC
CO OT IN HRS/DAY	UNK	105	104	117	100	122
UP STAFF NEEDS	UNK	1 VAC	NONE	NONE	NONE	NONE
OOD STAF NEEDS	UNK	NONE	NONE	NONE	NONE	1 COOK
IED STAFF NEEDS	UNK	1 DEN 2 RN 1 PA	1 DEN 1PA	1 DEN 1 PA	1 DEN 1 PA	1 DEN 1 PA 1 RN
EA/COUNS TF NEEDS	UNK	10 VDC 2 ACAD 1 COUSL	10 VDC 1 COUSL	5 VDC 1 INTER	5 VDC 1 INTER 1 LIB CLK	5 VDC 1 INTER 1 LIB CLK
ELL EQUI NEEDS	UNK	NONE	NONE	NONE	NONE	BEDS
OOD SERV PROGRAM	UNK	MEALS DELAYED 20-30 MIN	MEALS DELAYED 30 MIN	MEALS DELAYED 30 MIN	MEALS DELAYED 30 MIN	MEALS DELAYED 30 MIN
MEDICAL SERVICES	UNK	SICK CALL EXTENDED 1 HR	SICK CALL EXTENDED 1 HR	SICK CALL EXTENDED 1 HR	SICK CALL EXTENDED 1 HR	SICK CALL EXTENDED 1HR WAIT LIST FOR HOSP
CLOTHING SUPPLIES	UNK	SHORTAGE	SHORTAGE	SHORTAGE	SHORTAGE	SHORTAGE
SHOWERS	UNK	OK	OK	OK	OK	OK
VISITING PROGRAM	UNK	LIMITED WKENDS	LIMITED WKENDS	LIMITED WKENDS	LIMITED WKENDS	LIMITED WKENDS
PACKAGES CORRESPON	UNK	SOME OT/ CORRESPON	SOME OT/ BACKLOG	SOME OT/ BACKLOG	OT/TO KEEP UP	OT/TO KEEP UP
RECREATIO PROGRAM	UNK	CROWDED	CUTBACK NIGHTS	NITE REC C/FR 4DA TO 7DA ROTATION	OK	OK
PHONE PROGRAM	UNK	CALLBACK REDUCED	C/ 14DA TO 18DA CYCLE	SAME	SAME	SAME
LAW LIBRA	UNK	3-4DA DELAY DEMAND HEAVY	SAME DELAY	SAME DELAY	SAME DELAY	SAME DELAY
TREATMENT PROGRAMS (SCH/VDC)	UNK	10 NEW VDC PROGS	SOME INMATES UNASSIGND VDC SHOP	SAME	SAME	SAME

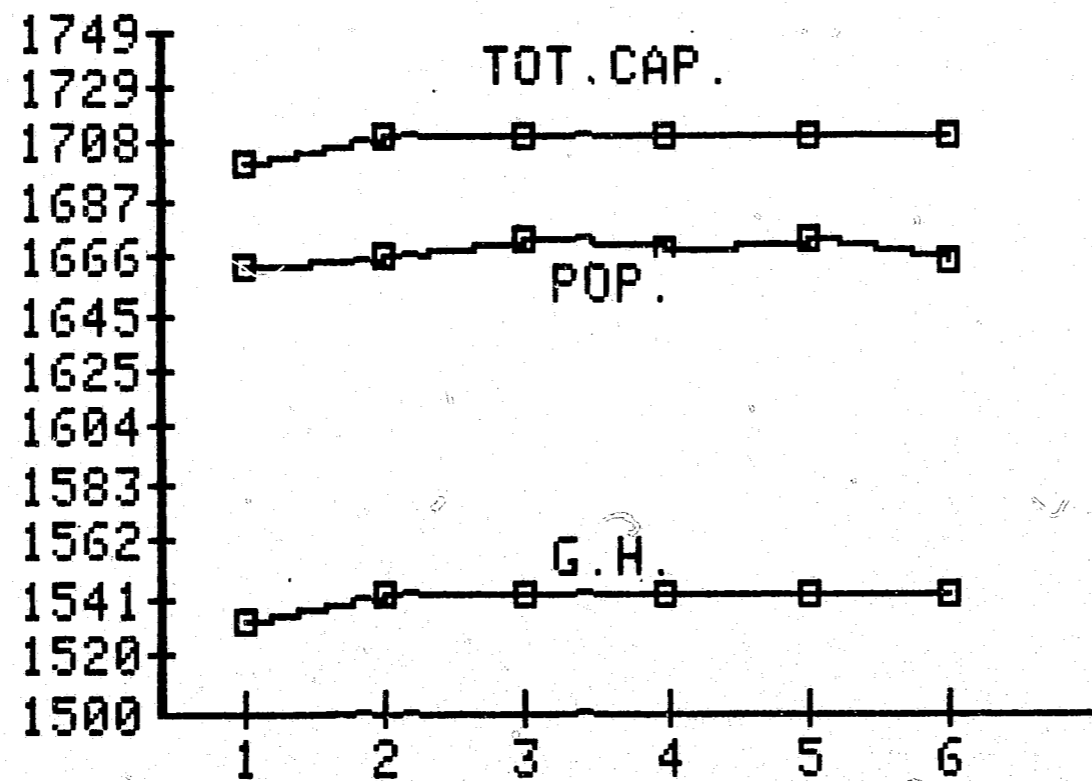
ATTICA



OVERCROWDING EVALUATION

VARIABLES	JAN 82	MAR 82	APR 82	MAY 82	JUN 82	JUL 82
POP LEVEL	1664	1667	1674	1670	1674	1666
TOTAL CAP	1701	1711	1711	1711	1711	1711
G H CAP	1534	1544	1544	1544	1544	1544
IDLE PRIS	150	170	165	160	235	260
ATMOS ATT	NORMAL	STABLE	STABLE	STABLE	STABLE	STABLE
DIS INCRE	NO	30%+	NO	NO	NO	NO
CO STAFF NEEDS	6 VAC	15 VAC	9 VAC	5 VAC	3 VAC	8 VAC
CO OT IN HRS/DAY	80	96	90	85	90	178
SUP STAFF NEEDS	1 VAC	NO VAC	NONE	NONE	NONE	NONE
FOOD STAF NEEDS	NONE	NONE	NONE	NONE	NONE	1 COOK
MED STAFF NEEDS	8 ITEMS	NONE	NONE	NONE	NONE	1/2 LPN
TEA/COUNS STF NEEDS	NONE	NONE	NONE	NONE	NONE	NONE
CELL EQUI NEEDS	NONE	NONE	NONE	NONE	NONE	NONE
FOOD SERV PROGRAM	NO CHGE	MORE INMATES WORKING	NO CHGE	NO CHGE	MEALS DELAYED 15 MIN	MEALS DELAYED 15 MIN
MEDICAL SERVICES	NO CHGE	SICK CALL INCREASED	NO CHGE	NO CHGE	SICK CALL INCREASED	SAME
CLOTHING SUPPLIES	OK	SHORTAGE	NO CHGE	NO CHGE	NO CHGE	NO CHGFE
SHOWERS	NO CHGE	OK/LIMIT	NO CHGE	NO CHGE	NO CHGE	SLOW
VISITING PROGRAM	NO CHGE	CROWDED WKENDS	CROWDED WKENDS	SAME	SAME	SAME
PACKAGES CORRESPON	NO CHGE	SOME OT/ CORRESPON	SAME	SAME	SAME	OK
RECREATIO PROGRAM	NO CHGE	NEED SPACE	SAME	SAME	OK	OK
PHONE PROGRAM	NO CHGE	NEED SPACE	SAME	SAME	SAME	DEMAND HEAVY
LAW LIBRA	NO CHGE	NEED SPACE	SAME	SAME	SAME	SAME
TREATMENT PROGRAMS (SCH/VDC)	NO CHGE	NEED SPACE	SAME	SAME	SAME	NOT ENOUGH PROGS

AUBURN



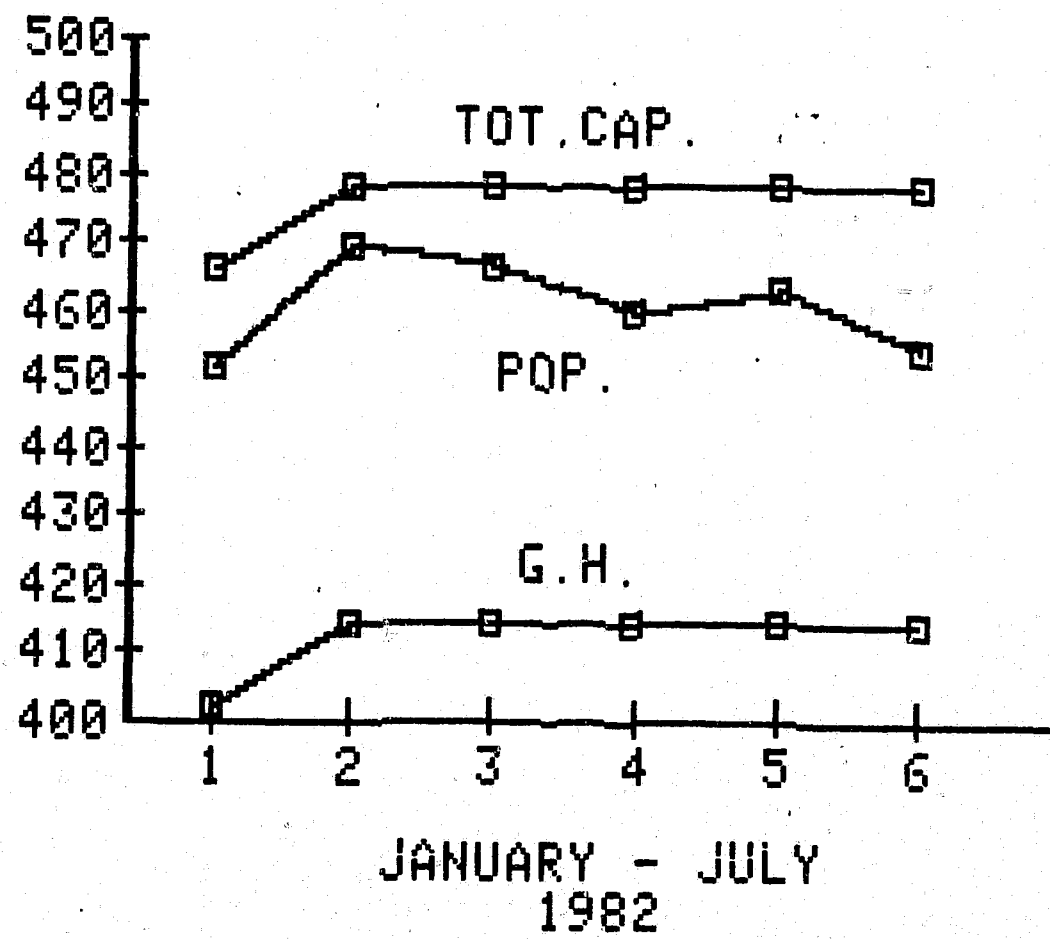
JANUARY - JULY
1982

BEDFORD HILLS

OVERCROWDING EVALUATION

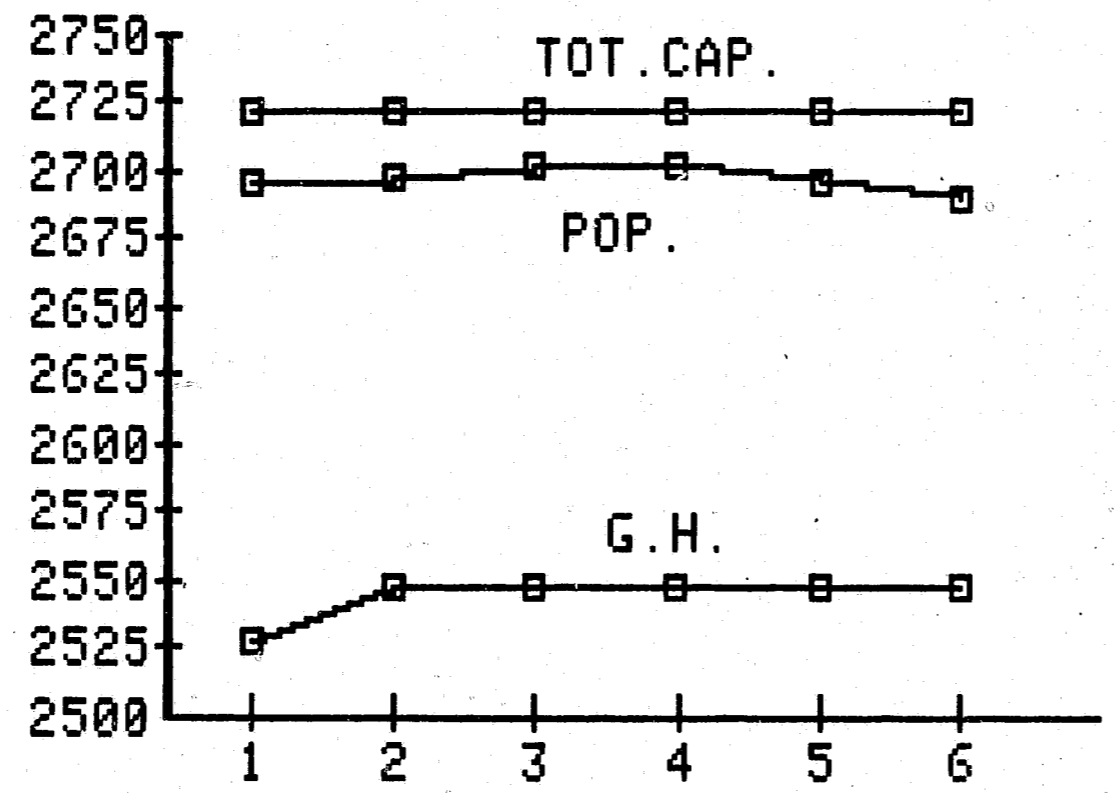
VARIABLES	JAN 82	MAR 82	APR 82	MAY 82	JUN 82	JUL 82
POP LEVEL	452	469	466	460	463	454
TOTAL CAP	466	478	478	478	478	478
G H CAP	402	414	414	414	414	414
IDLE PRIS	18	9	3	17	14	20
ATMOS ATT	NORMAL	STABLE	STABLE	STABLE	TENSION	GOOD
DIS INCRE	NO	NO	NO	NO	20%+	DECREASE
CO STAFF NEEDS	14 VAC	15 VAC	15 VAC	3 VAC	12 VAC	30 VAC
CO OT IN HRS/DAY	110	151	112	135	120	115
SUP STAFF NEEDS	7 VAC	NO VAC	NONE	NONE	NONE	NONE
FOOD STAFF NEEDS	NONE	NONE	NONE	1 COOK	1 COOK	1 COOK
MED STAFF NEEDS	NONE	1 RN 1 1/2 TECH	1/2 TECH	1/2 RN 1/2 TECH	NONE	1 CLERK
TEA/COUNS STF NEEDS	GYM INST	NONE	1 CLSR	SAME	NONE	1 AIDE
CELL EQUI NEEDS	NEED BEDS	NONE	NONE	NONE	NONE	NONE
FOOD SERV PROGRAM	NO CHGE	NONE	NO CHGE	NO CHGE	MEALS DELAYED 20 MIN	MEALS DELAYED 20 MIN
MEDICAL SERVICES	MORE DEMAND	MEETING NEEDS	NONE	NO CHGE	MEETING NEEDS	20 MIN DELAYS
CLOTHING SUPPLIES	SHORTAGE	ADEQUATE	NO CHGE	PROBLEMS	PROBLEMS	PROBLEMS
SHOWERS	NO CHGE	OK	NO CHGE	NO CHGE	NO CHGE	NO CHGE
VISITING PROGRAM	NO CHGE	NO CHGE	NO CHGE	SAME	SAME	WKENDS CROWDED
PACKAGES CORRESPON	NO CHGE	NO CHGE	SAME	SAME	VOLUME UP	MINIMAL DELAYS
RECREATIO PROGRAM	NO CHGE	NO CHGE	SAME	SAME	OK	OK
PHONE PROGRAM	NO CHGE	NO CHGE	SAME	SAME	ADDED 2 PHONES	OK
LAW LIBRA	NO CHGE	NO CHGE	SAME	SAME	SAME	SAME
TREATMENT PROGRAMS (SCH/VDC)	NO CHGE	NO CHGE	SAME	SAME	WAIT FOR ACAD PRGB VDC NOT FULL	AT CAPACITY ALL PRGB FULL

BEDFORD HILLS



OVERCROWD VARIABLES	ING EVALUATION					
	JAN 82	MAR 82	APR 82	MAY 82	JUN 82	JUL 82
POP LEVEL	2696	2698	2701	2701	2696	2689
TOTAL CAP	2721	2721	2721	2721	2721	2721
G H CAP	2528	2548	2548	2548	2547	2547
IDLE PRIS	280	380	562	540	535	547
ATMOS ATT	TENSE	SATIS	TENSE	UNEASAY	STABLE	TENSE
DIS INCRE	YES	YES	YES	YES	NO	NO
CD STAFF NEEDS	36 VAC	132 VAC	18 VAC	78 VAC	65 VAC	55 VAC
CO OT IN HRS/DAY	171	314	314	452	440	430
SUP STAFF NEEDS	NONE	NONE	NONE	3 SGT	SAME	2 SGT
FOOD STAF NEEDS	NONE	3 COOK	3 COOK	3 COOK	SAME	SAME
MED STAFF NEEDS	NONE	1RN 2LPN 2TYPE 2DEN 2ASSIT 1/2PHAR	1RN 2LPN 2DEN AST 1/2PHAR	1RN 2LPN 2 CLK 2DENAST 1/2PHAR	SAME	SAME
TEA/COUNS STF NEEDS	2 TEACH 2 COUNSLR	6COUNSLR 1SUPER 1AIDE 1STEND	1 CLSR 1 INST	SAME AS JAN	SAME AS JAN	SAME
CELL EQUI NEEDS	SHORTAGE LOCKERS CHAIRS BLANKETS	NONE	NEED 200 SETS CELL EQUI BACKUP	SAME	SAME	SAME
FOOD SERV PROGRAM	MEALS EXTENDED 45 MIN	BUDGET TO SMALL ADDED	MESSHALL CROWDED	SAME	SAME	SAME
MEDICAL SERVICES	SICKCALL EXTENDED 2 HRS VOLUME UP	SECURITY ALL SERV IMPACT	ALL SERV DELAYED VOL UP	SAME	AT MAX OUTPUT DELAYS	SAME
CLOTHING SUPPLIES	SHORTAGE	SHORTAGE	SAME	SAME	SAME	SAME
SHOWERS	REQ) TIME	SAME	SAME	NO CHGE	DELAYS	NO CHGE
VISITING PROGRAM	WKEND OVERFLOW	CROWDED	CROWDED OVERFLOW	CROWDED EXPAN	WKENDS CROWDED	WKENDS CROWDED
PACKAGES CORRESPON	OT/DAY VOLUME	TIGHT	VOL UP OT/NEC	SAME	SAME	SAME
RECREATIO PROGRAM	NO CHGE	NEED 2 REC LEADERS	OK	OK	OK	OK
PHONE PROGRAM	NO CHGE	CALLBACK TIGHT	TIGHT SCHEDUL	SAME	CALLBACK TIGHT	SAME
LAW LIBRA	DEMAND UP NEED SPACE	REDUCED ACCESS	SAME	SAME	SAME	SAME
TREATMENT PROGRAMS (SCH/VOC)	AT CAP	NEED ADD CLASSES	AT CAP NEED JOBS	SAME	SAME	SAME

CLINTON

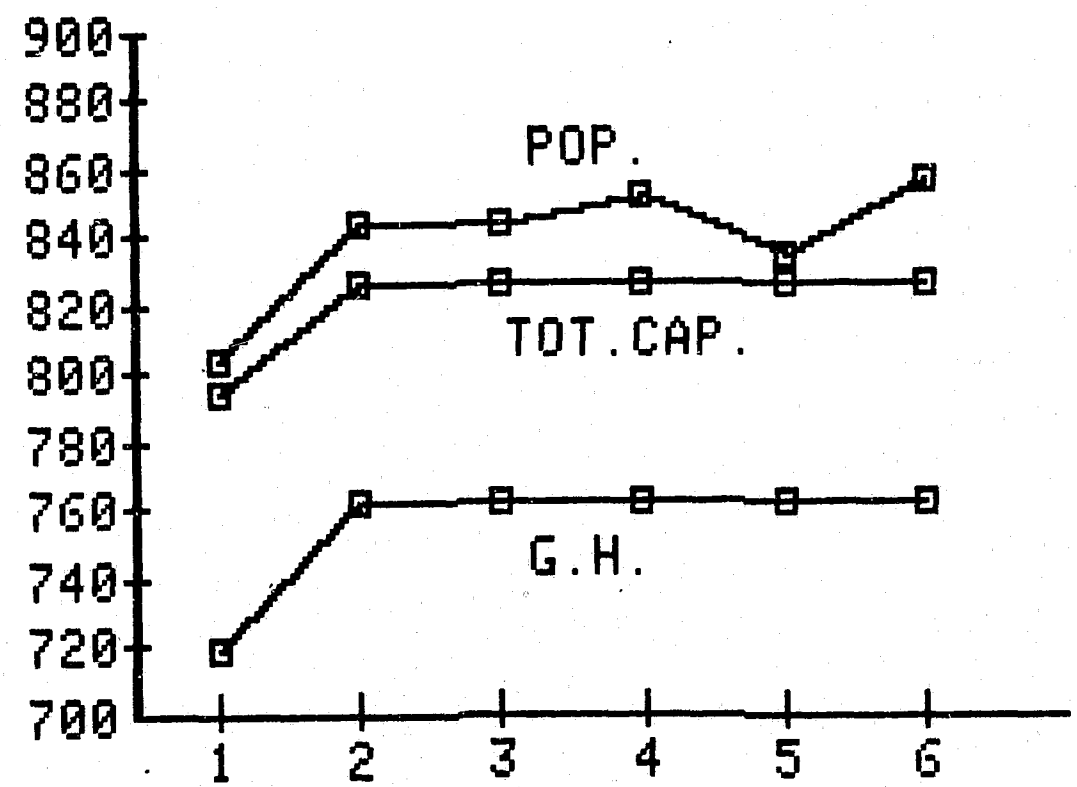


JANUARY - JULY
1982

OVERCROWDING EVALUATION

VARIABLES	JAN 82	MAR 82	APR 82	MAY 82	JUN 82	JUL 82
POP LEVEL	804	844	844	851	833	856
TOTAL CAP	793	825	825	825	825	825
G H CAP	719	761	761	761	761	761
IDLE PRIS		137	164	70	75	86
ATMOS ATT		STABLE	STABLE	STABLE	STABLE	STABLE
DIS INCRE		YES	YES	YES	YES	YES
CO STAFF NEEDS		9 VAC	9 VAC	3 VAC	1 VAC	6 VAC
CO DT IN HRS/DAY		MIN	30	120	120	140
SUP STAFF NEEDS		NONE	5 SGT	3 SGT	SAME	NONE
FOOD STAF NEEDS		NONE	1 COOK	1 COOK	1BAKER	SAME
MED STAFF NEEDS		NONE	NONE	NONE	1FOOD MGR	SAME
TEA/COUNS STF NEEDS		1 COUNSLR 2 INST	SAME	SAME	SAME + 1REC LR 1SUBABUSE PSYCH	2COUNSLR 2 INST
CELL EQUI NEEDS		BENCHES TABLES	DESKS LOCKERS BENCHES	SAME	SAME	SAME
FOOD SERV PROGRAM		MEALS EXT 15MIN	MEALS EXT 30MIN	SAME	MEALS EXT 35MIN	MEALS EXT 30MIN
MEDICAL SERVICES		SICKCALL UP 15%	SICKCALL DISPEN UP	SAME	SAME	SAME
CLOTHING SUPPLIES		SHORTAGE	SAME	SAME	SAME	SAME
SHOWERS		OK	SAME	NO CHGE	SAME	NO CHGE
VISITING PROGRAM		MORE PROCESS TIME	CROWDED	MORE PROCESS TIME	SAME	SAME
PACKAGES CORRESPON		MORE PROCESS TIME	ADD STAF VOL UP	SAME	BACKLOG PACKAGES	INCRS IN PACKAGE LOSS
RECREATIO PROGRAM		OK	OK	OK	OK	OK
PHONE PROGRAM		OK	OK	SAME	SAME	SAME
LAW LIBRA		OK	SAME	SAME	SAME	SAME
TREATMENT PROGRAMS (SCH/VDC)		CROWDED NEED JOBS	CROWDED NEED JOBS	SAME	SAME	OTHER DELAYS CUT PROGS CROWDED

COXSACKIE



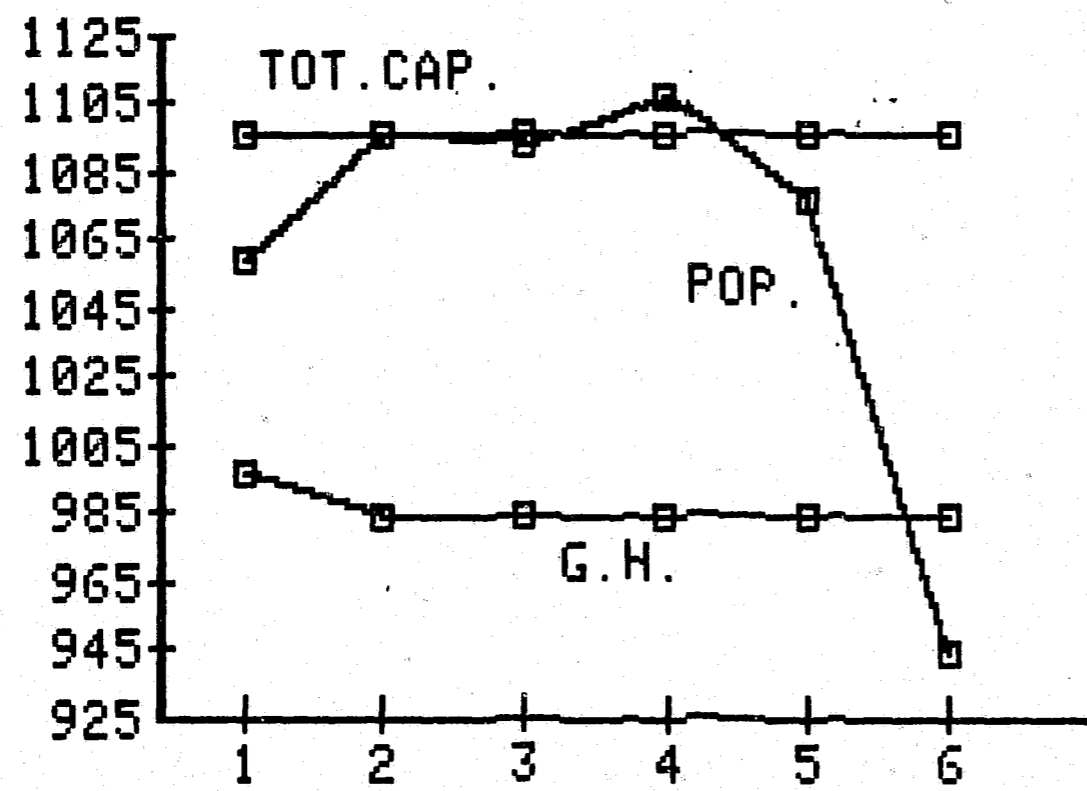
JANUARY - JULY
1982

DOWNSTATE

OVERCROWDING EVALUATION

VARIABLES	JAN 82	MAR 82	APR 82	MAY 82	JUN 82	JUL 82
POP LEVEL	1058	1096	1093	1106	1076	944
TOTAL CAP	1096	1096	1096	1096	1096	1096
G H CAP	996	984	984	984	984	984
IDLE PRIS	822	4	4	2	2	0
ATMOS ATT	SATIS	STABLE	STABLE	STABLE	STABLE	STABLE
DIS INCRE	NORMAL	NO	YES	NO	YES	NO
CO STAFF NEEDS	24 VAC	31 VAC	37 VAC	13 VAC	17 VAC	SAME
CO OT IN HRS/DAY	300	406	300	39	28	110
SUP STAFF NEEDS	NONE	3 VAC	2SGT	4 VAC	2SGT	1SGT
FOOD STAF NEEDS	NONE	NONE	1 COOK	NONE	NONE	SAME
MED STAFF NEEDS	2NURSE 1X-RAY	3.5 VAC	SAME	SAME	2.5NURS	1.5RN
TEA/COUNS STF NEEDS	1COUNSLR	2 VAC	SAME	1 VAC	NONE	NONE
CELL EQUI NEEDS	NONE	NONE	NONE	NONE	NONE	NONE
FOOD SERV PROGRAM	NO CHGE	SAME	SAME	SAME	NONE	NONE
MEDICAL SERVICES	SERV SLO VOL UP	SLIGHT IMPACT	SAME	SAME	SICKCALL UP DELAYS LIMITED SPACE	SAME
CLOTHING SUPPLIES	UNDERWEAR NO CHGE	SHORTAGE OK	SAME SAME	SAME NO CHGE	SAME NO CHGE	COAT/SHOE NO CHGE
VISITING PROGRAM	NO CHGE	SAME	SAME	SAME	SAME	SAME
PACKAGES CORRESPON	DELIVER SLOW	VOL UP OT/NEC	VOL 2X OT/NEC BACKLOG OK	SOME IMPROVMT SLIGHT CUTBACK	VOL UP BACKLOG ND	SAME STAFF LOSS OK
RECREATIO PROGRAM	NO CHGE	OK	OK	OK	OK	OK
PHONE PROGRAM	NO CHGE	OK	OK	SAME	SAME	SAME
LAW LIBRA	NO CHGE	OK	SAME	SAME	SAME	SAME
TREATMENT PROGRAMS (SCH/VOC)	NO CHGE	NO IMPACT	SAME	SAME	SAME	SAME

DOWNSTATE



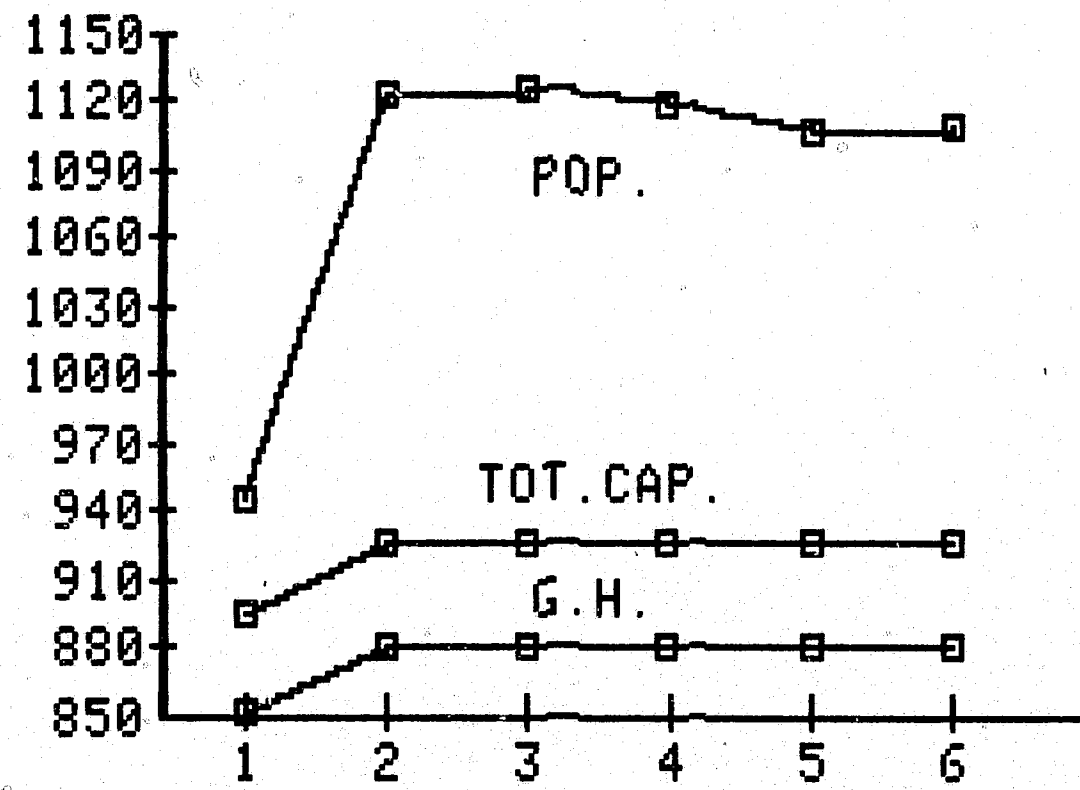
JANUARY - JULY
1982

EASTERN

OVERCROWDING EVALUATION

VARIABLES	JAN 82	MAR 82	APR 82	MAY 82	JUN 82	JUL 82
POP LEVEL	945	1123	1124	1118	1105	1107
TOTAL CAP	894	926	926	926	926	926
G H CAP	851	879	879	879	879	879
IDLE PRIS	0		0	0	0	0
ATMOS ATT	EXCELL		CALM	STABLE	EXCELL	EXCELL
DIS INCRE	NORMAL		YES	NO	NO	NO
CO STAFF NEEDS	NONE		19 VAC	12 VAC	9 VAC	SAME
CO OT IN HRS/DAY	160		145	135	110	110
SUP STAFF NEEDS	NONE		NONE	NONE	R 5SGT	SAME
FOOD STAF NEEDS	NONE		NONE	NONE	NONE	SAME
MED STAFF NEEDS	NONE		SAME	SAME	NONE	NONE
TEA/COUNS STF NEEDS	NONE		SAME	NONE	R 2VOC 3INST	VACS FILLED
CELL EQUI NEEDS	NONE		SHORTAGE	SAME	NONE	NONE
FOOD SERV PROGRAM	NO CHGE		NEED SPACE	SAME	NONE	NONE
MEDICAL SERVICES	NO CHGE		SICKCALL UP FLU	NONE	NONE	SAME
CLOTHING SUPPLIES ADEQUATE			SHORTAGE	SAME	SAME	OK
SHOWERSOLD EQUIP			SAME	NO CHGE	SAME	NO CHGE
VISITING PROGRAM FACILITY TAXED			CROWDED OVERFLOW	SAME	WKENDS CROWDED	SAME
PACKAGES CORRESPON	VOL UP		OT/NEC 1DA DELAY PACKAGES	OT/NEC PACKAGES	VOL UP WKENDS	SAME
RECREATIO PROGRAM	NO CHGE		OK	OK	OK	OK
PHONE PROGRAM	ADDED 1 BOOTH		OK	SAME	SAME	SAME
LAW LIBRA	NO CHGE		SAME	SAME	SAME	SAME
TREATMENT PROGRAMS (SCH/VOC) FACILITY TAXED			DELAY IN JOB SELEC	SAME	OK	SAME

EASTERN

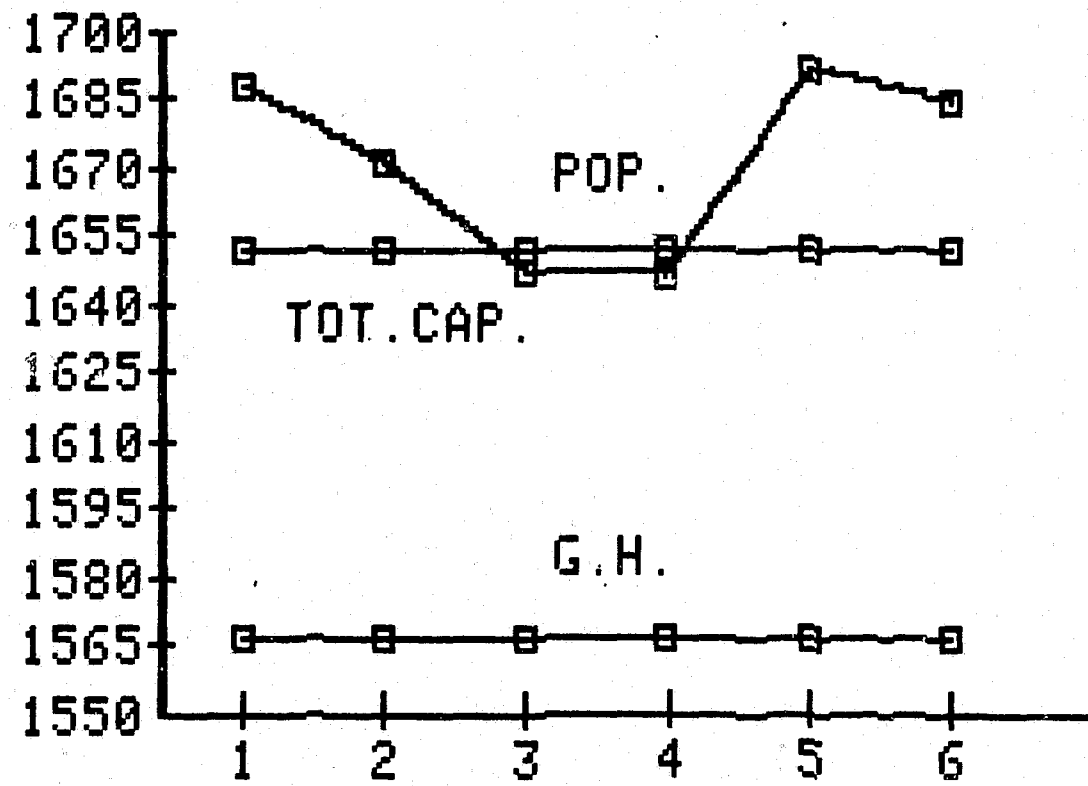


JANUARY - JULY
1982

OVERCROWDING EVALUATION

VARIABLES	JAN 82	MAR 82	APR 82	MAY 82	JUN 82	JUL 82
POP LEVEL	1687	1671	1647	1645	1691	1684
TOTAL CAP	1652	1652	1652	1652	1652	1652
G H CAP	1566	1566	1566	1566	1566	1566
IDLE PRIS	20		22	20	18	15
ATMOS ATT	FRICITION		STABLE	STABLE	STABLE	STABLE
DIS INCRE	NORMAL		NO	YES	NO	NO
CO STAFF						
NEEDS	11 VAC		6 VAC	4 VAC	3 VAC	5 VAC
CO OT IN						
HRS/DAY	41		35	47	40	44
SUP STAFF						
NEEDS	NONE		NONE	NONE	NONE	SAME
FOOD STAF						
NEEDS	NONE		NONE	NONE	NONE	SAME
MED STAFF						
NEEDS	NONE		SAME	SAME	NONE	NONE
TEA/COUNS						
STF NEEDS	NONE		SAME	NONE	NONE	NONE
CELL. EQUI						
NEEDS	NONE		NONE	SAME	NONE	NONE
FOOD SERV						
PROGRAM	NO CHGE		NONE	SAME	NONE	NONE
MEDICAL						
SERVICES	NO CHGE		NONE	NONE	NONE	SAME
CLOTHING						
SUPPLIES	ADEQUATE		OK	SAME	SAME	OK
SHOWERS	NO CHGE			OK	SAME	NO CHGE
VISITING						
PROGRAM	NO CHGE		OK	SAME	OK	SAME
PACKAGES						
CORRESPON	NO CHGE		OK	OK	OK	SAME
RECREATIO						
PROGRAM	NO CHGE		SAME	SAME	SAME	SAME
	GYM TOO SMALL				GYM TOO SMALL	
PHONE						
PROGRAM	NO CHGE		OK	SAME	SAME	SAME
	WILL +					
	2 PHONES					
LAW LIBRA	NO CHGE		SAME	SAME	SAME	SAME
TREATMENT						
PROGRAMS						
(SCH/VOC)	CLASSES		SAME	SAME	SAME	SAME
	CROWDED					
COMSRY						
VOL UP			OK	SAME	SAME	OK

ELMIRA

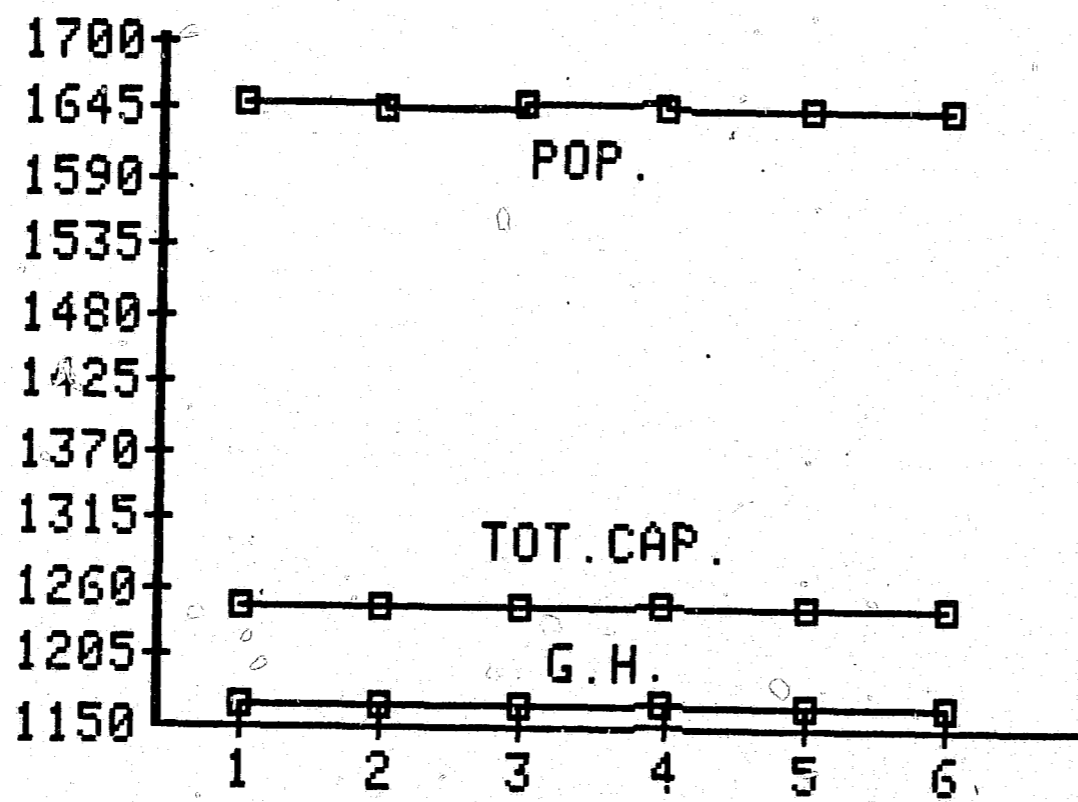


JANUARY - JULY
1982

OVERCROWDING EVALUATION

VARIABLES	JAN 82	MAR 82	APR 82	MAY 82	JUN 82	JUL 82
POP LEVEL	1651	1643	1650	1646	1645	1646
TOTAL CAP	1244	1244	1244	1244	1244	1244
G H CAP	1167	1167	1167	1167	1167	1167
IDLE PRIS	0	0	0	0	0	0
ATMOS ATT	NORMAL	GOOD	STABLE	STABLE	GOOD	GOOD
DIS INCRE	NO	NO	YES	NO	NO	YES
CO STAFF NEEDS	76 VAC	22 VAC	31 VAC	42 VAC	30 VAC	52 VAC
CO OT IN HRS/DAY	280	36	37	75	67	118
SUP STAFF NEEDS	2SGT	3 VAC	1SGT	SAME	NONE	SAME
FOOD STAF NEEDS	NONE	1 BAKER	SAME	SAME	NONE	SAME
MED STAFF NEEDS	3 NURSE	2RN I 1 2/5RNII	2RN I 1MD 1 1/4RNII	2RN I 1RN II 2COUNSLR	4RN I 1 1/2MD	SAME
TEA/COUNS STF NEEDS	NONE	2TEACH 2VOC 3COUNSLR	1VOC 3COUNSLR	NONER 1CONSLR	1CONSLR	SAME
CELL EQUI NEEDS	NONE	NONE	NONE	SAME	NONE	NONE
FOOD SERV PROGRAM	NO CHGE	DESPERTE FOR NEW EQUIPT	EQUIPTADD STRAIN	DINIG OPENED EQUIPT	STRAINED EQUIPT	SAME
MEDICAL SERVICES	NO CHGE	SICKCALL UP	STRAIN	STRAIN	STRAIN	SAME
CLOTHING SUPPLIES	ADEQUATE	SAME	OK	SAME	SAME	OK
SHOWERS	NOT ADEQU	OK	OK	OK	SAME	NO CHGE
VISITING PROGRAM	CROWDED CUT#	SAME	SAME	SAME	SAME	SAME
PACKAGES VISITORS	NO CHGE	UP 50%	FACILITY STRAINED	1-2DA DELAY	STRAINED DELAY	SAME
RECREATIO PROGRAM	ADEQUATE	SAME	SAME	SAME	SAME	SAME
PHONE PROGRAM	NO CHGEND	IMPACT	OK	SAME	SAME	SAME
LAW LIBRA	NO CHGE	DEMAND HEAVY	OK	SHORT CLERKS	SAME	NEW CLERKS ON OK
TREATMENT PROGRAMS (SCH/VOC)	MAY EXPAN INDUSTRY	WAIT LIST BOTH	EXPANDED OK	SAME	SAME	DELAY IN CHOISE
COMSRY	NO CHGE	TIGHT	SAME	SAME	SAME	OK

FISHKILL

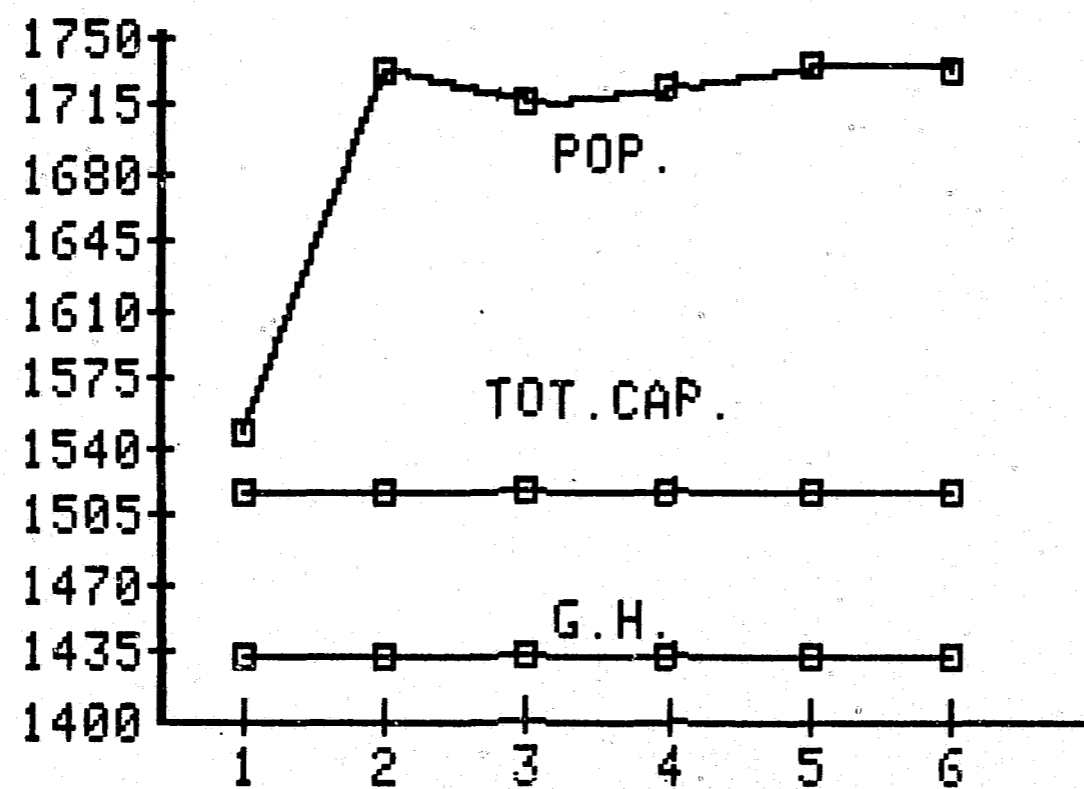


JANUARY - JULY
1982

OVERCROWDING EVALUATION

VARIABLES	JAN 82	MAR 82	APR 82	MAY 82	JUN 82	JUL82
PDP LEVEL	1548	1732	1715	1722	1735	1732
TOTAL CAP	1517	1517	15178	1517	1517	1517
G H CAP	1433	1433	1433	1433	1433	1433
IDLE PRIS	571		325	325	321	330
ATMOS ATT	NORMAL		TENSIONSENSITIVE	FAIR	STBL	STABLE
DIS INCRE	NO		NO	YES	NO	YES
CD STAFF NEEDS	23 VAC		NONE	NONE	NONE	NONE
CD OT IN HRS/DAY	155		121	545	510	490
SUP STAFF NEEDS	NONE		1CAPT	NONE	NONE	SAME
FOOD STAF NEEDS	NONE		4SGT	NONE	R 2COOK	R 2CLKS
MED STAFF NEEDS	NONE		NONE	NONE	NONE	SAME
TEA/COUNS STF NEEDS	1-2CONSLR		2COUNSLR	R 2CNLSR	SAME	SAME
CELL EQUI NEEDS	NONE		NONE	MAINTAIN PROBLEMS	NONE	NONE
FOOD SERV PROGRAM	MEALS EXTENDED 1/2HR		STRAIN	SAME STRAINED	SAME	
MEDICAL SERVICES	NO CHGE		SICKCALL UP	SAME	STRAIN SICKCALL EXT 30MIN	NEED SPACE
CLOTHING SUPPLIES	ADEQUATE		OK	SAME	SAME	SHORTS
SHOWERS	SINCR TIME		OK	OK	SAME	NO CHGE
VISITING PROGRAM	CROWDED CUT#		SAME	SAME	CROWDWD WKENDS	EXTREME CROWDED
PACKAGES VISITORS						
CORRESPON	VOL UP OT/NEC		FACILITY STRAINED	VOL UP	HIGH VOL	SAME
RECREATIO PROGRAM	NEED SPACE		OK	NEED EQUIPT	SAME	SAME
PHONE PROGRAM	CALLBACK REDUCED		OK	SAME	SAME	SAME
LAW LIBRA	WILL EXPAN JAN		OK	OK	SAME	OK
TREATMENT PROGRAMS (SCH/VOC)	PROGS EXPAN INADEQUAT STILL		SPACE & #JOBS INADEQUAT	SAME	NEED JOBS	SAME
			SAME SALES UP		SAME	SAME

GREAT MEADOW

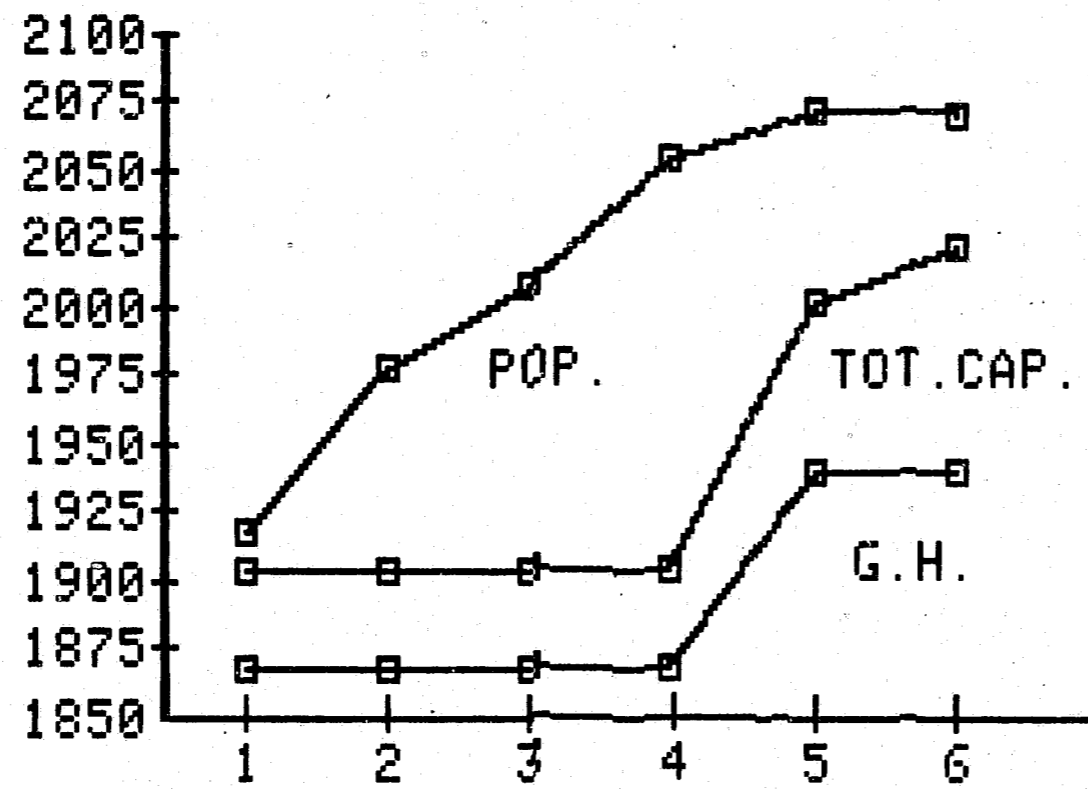


JANUARY - JULY
1982

OVERCROWDING EVALUATION

VARIABLES	JAN 82	MAR 82	APR 82	MAY 82	JUN 82	JUL 82
POP LEVEL	1918	1978	2007	2053	2071	2069
TOTAL CAP	1950	1950	1950	1950	2002	2022
G H CAP	1868	1868	1868	1868	1940	1940
IDLE PRIS	300	280	305	307	312	326
ATMDS ATT	NORMAL	STABLE	CONCERNED	IMPROVED	IMPROVED	GOOD
DIS INCRE	YES	YES	NO	YES	NO	NO
CO STAFF NEEDS	NONE	NONE	NONE	NONE	NONE	41 VAC
CO OT IN HRS/DAY	25	NONE	NONE	NONE	NONE	220
SUP STAFF NEEDS	NONE	NONE	NONE	NONE	NONE	1SGT
FOOD STAF NEEDS	NONE	2COOK	SAME	SAME	SAME	SAME
MED STAFF NEEDS	NONE	NONE	NONE	NONE	NONE	2RN I 1LPN
TEA/COUNS STF NEEDS	2COUNSLR 1DMT	1TEACH	NEED ACADEMS	SAME	2TEACH ACADEM	SAME
CELL EQUI NEEDS	NONE	NONE	SHORTAGE	NONE	NONE	SHORT HEADSETS
FOOD SERV PROGRAM	MEALS EXTENDED 15 MIN	MEALS EXTENDED 20MIN	MEALS DELAYED 10-15MIN	SAME RATIONSEXT UP 76%	MEALS 40MIN	DELAYS 40MIN
MEDICAL SERVICES	NO CHGE	SICKCALL LONGER	SICKCALL UPEXT	SAME 30MIN NEED SPACE	SAME NEED SPACE	NEED ADD STAF
CLOTHING SUPPLIES	SHORTAGE	PANTSSHORTAGES INCR TIME	SHORTAGES DELAYS	SAME OK	SAME SAME	SAME NO CHGE
SHOWERS	NO CHGE	NO INCR TERMINATE	WKENDS VERY CROWDED	SAME	CROWDWD WKENDS EXTREME DELAYS	EXTREME CROWDED WKENDS SAME
VISITING PROGRAM	NO CHGE	NO DELAY	VOL UP DELAYS	DELAYS	DELAYS	DELAYS
PACKAGES CORRESPON	NO CHGE	NO DELAY	VOL UP DELAYS	DELAYS	DELAYS	DELAYS
RECREATIO PROGRAM	NO CHGEND	IMPACT	OK	OK	SAME	SAME
PHONE PROGRAM	NO CHGE	DELAYS SCHED	BEHIND SCHED & INCR	OK	SAME	SAME
LAW LIBRA	DEMANDNO UP	IMPACT	OK	OK	SAME	OK
TREATMENT PROGRAMS (SCH/VOC)	NO CHGE	VOC JOBS INCR	VOC JOBS INCR	OK	NEED PROGMS	NEED JOBS
	NO CHGES	SHORTAGES	SHORTAGE	OK	SAME	SAME

GREEN HAVEN

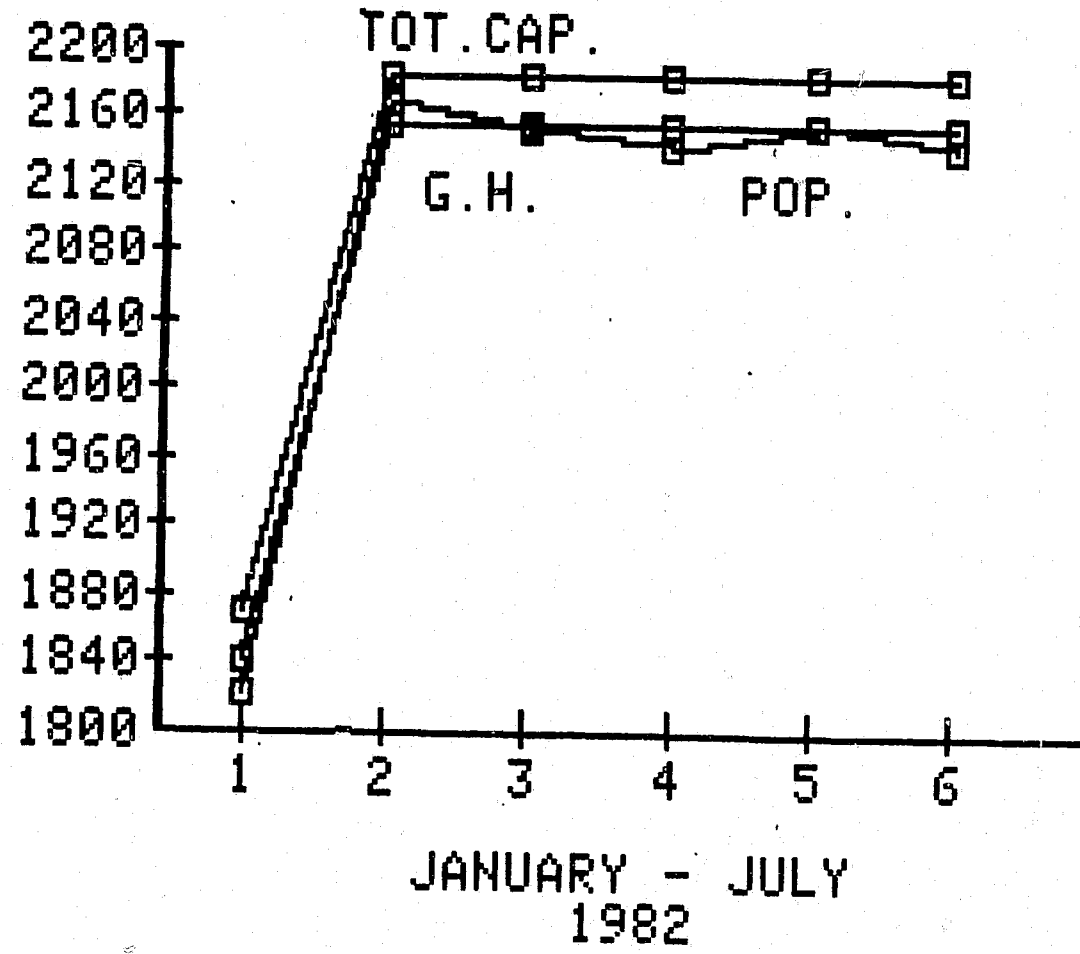


JANUARY - JULY
1982

OVERCROWDING EVALUATION

VARIBLES	JAN 82	MAR 82	APR 82	MAY 82	JUN 82	JUL82
POP LEVEL	1822	2165	2151	2141	2153	2141
TOTAL CAP	1869	2183	1950	2183	2183	2183
G H CAP	1840	2154	2154	2154	2154	2154
IDLE PRIS	653	1228	1288	1279	46	25
ATMOS ATT	TENSE	STABLE	TENSION	TENSION	SAME	IMPROVED
DIS INCRE	YES	YES	YES	YES	YES	YES
CO STAFF NEEDS	NONE	46 VAC	42 VAC	30 VAC	6 VAC	6 VAC
CO OT IN HRS/DAY	66	207	10	17	17	17
SUP STAFF NEEDS	NONE	8 VAC	SAME	10 VAC	SAME	SAME
FOOD STAF NEEDS	4COOK	NONE	NONE	SAME	SAME	NONE
MED STAFF NEEDS	1RN 1LPN	R 2ITEMS 4 VAC	SAME	NONE	NONE	NONE
TEA/COUNS STF NEEDS	NONE	6 TEACH 5VOC INST	13 TEACH 1COUNSLR	7TEACH 1COUNSLR	7TEACH 1COUNSLR	3COUNSLR
CELL EQUI NEEDS	NONE	4REC INST 2SUPERV	NONE	NONE	NONE	NONE
FOOD SERV PROGRAM	MEALS EXTENDED	SCHED ADD TIME LONGERFOR MEALS		NONE	MEALS EXTENDED	SAME
MEDICAL SERVICES	SOME PROB CONSTRUCT	BUDGET UP INCR STAF SICKCALL UP QUAL DOWN SEVERE IMPACT CHRON ILL	SAME SICKCALL UP DELAYS	NEED SAPCE	SAME	SAME
CLOTHING SUPPLIES	SHORTAGE	SATISSHORTAGES OKINCR TIME		SAME	SAME	SAME
SHOWERS	NO CHGE			SAME	SAME	NO CHGE
VISITING PROGRAM	NEED	INCR	WKENDS SPACETERMINATE CROWDED	SAME	SAME	SAME
PACKAGES CORRESPON	VOL UP	PACKS UP	NEED SPAC &STAF	DELAYS OT/NEC	SAME	SAME
RECREATIO PROGRAM	SEVERE NEW CONST UNDERWY	NEED SPAC OT/NEC SCHED EXPANED	OT/NEC OK	OK	SAME	SAME
PHONE PROGRAM	EXPANDED	3UNITS ADCALLBACKS WKENDS CALLBACK	MINIMAL CUTNEW PHONS	SAME	OK	SAME
LAW LIBRA	NEED SPACE & CLERKS	SAMEDEMAND UP EXPANED NO DELAY		SAME	DEMAND UP DELAYS	SAME
TREATMENT PROGRAMS (SCH/VOC)	NO CHGNEED EXPTSATURATED PROBLEMS	JOBS	SAME	NEED PROGS & SPACE	SAME	SAME
COMSERV	NEED	ODERS UPAREA STAF		SAME	OK	SAME

OSSINING



END