If you have issues viewing or accessing this file contact us at NCJRS.gov.

National Criminal Justice Reference Service

ncjrs

This microfiche was produced from documents received for inclusion in the NCJRS data base. Since NCJRS cannot exercise control over the physical condition of the documents submitted, the individual frame quality will vary. The resolution chart on this frame may be used to evaluate the document quality.



MICROCOPY RESOLUTION TEST CHART
NATIONAL BUREAU OF STANDARDS-1963-A

Microfilming procedures used to create this fiche comply with the standards set forth in 41CFR 101-11.504.

Points of view or opinions stated in this document are those of the author(s) and do not represent the official position or policies of the U. S. Department of Justice.

National Institute of Justice
United States Department of Justice
Washington, D.C. 20531

8/19/83

C.R. Sent 5-6-83

FISCAL YEAR 1981-1982 STATISTICAL SUMMARY

91798

Los Angeles County
SHERIFF'S DEPARTMENT
SHERMAN BLOCK, Sheriff

COUNTY OF LOS ANGELES
DEPARTMENT OF SHERIFF

NCJRS

JAN 28 1983

ACQUISITIONS

FISCAL YEAR 1981 - 82

STATISTICAL SUMMARY

86739

U.S. Department of Justice
National Institute of Justice

This document has been reproduced exactly as received from the person or organization originating it. Points of view or opinions stated in this document are those of the authors and do not necessarily represent the official position or policies of the National Institute of Justice.

Permission to reproduce this copyrighted material has been granted by

Los Angeles Co. Sheriff's Dept./
Records & Statistics Bureau

to the National Criminal Justice Reference Service (NCJRS).

Further reproduction outside of the NCJRS system requires permission of the copyright owner.

PREPARED BY

RECORDS & STATISTICS
BUREAU

TECHNICAL SERVICES DIVISION

INTRODUCTION

The 1981-82 Fiscal Year Statistical Summary is issued by the Los Angeles County Sheriff's Department as a means of evaluating the effectiveness of current procedures and as a reference for future development of the Department.

The following is a clarification of the terms utilized in the Summary:

Crime Rates

Crime Rates in this Summary are based on a population of 10,000 rather then 100,000 as in the State of California and Federal Bureau of Investigation reports. This makes the rates more significant in view of the population distribution in the various Station and Contract City areas. The Crime Rate is calculated as follows:

$$\frac{\text{Number of Crimes in Area "Y"}}{\text{Population in Area "Y"}} \times 10{,}000 = \text{Crime Rate}$$

Population

Lastest available population figures were obtained from Los Angeles County Department of Regional Planning 1980 latest available Census Publication.

Area

The Area computations are based on figures provided by the Los Angeles County Engineering Department for January 1, 1982.

Comparisons

Factors contributing to crime are numerous and vary from place to place. Readers are cautioned against drawing conclusions from direct comparisons of crime figures between individual communities of similar populations and size. In Los Angeles County, a jurisdiction in excess of seven million population, several factors affect the rate of crime. The factors include:

Crime reporting practices of citizens
Multiple levels of economic status
Population, both resident and transient
Composition of the population in regard to age and sex
Population density and community characteristics: commercial, educational, recreational, religious and economic
Public attitude toward crime and law enforcement
Number of police employees per unit of population
Policies of the prosecuting officials and courts

In evaluating percent changes, consideration must be given to the dates during which the changes took place as well as to the actual number of crimes upon which the percentage is based.

Part I Offenses

The Part I Offenses are used by law enforcement agencies in the United States to reveal the extent and trend of criminal activity. Any significant change from the anticipated pattern of the figures alerts Law Enforcement Administrators to possible problem areas. The Part I Offenses are Criminal Homicide, Forcible Rape, Robbery, Aggravated Assault, Burglary, Larceny Theft, Grand Theft Auto, and Arson. The Sheriff's Department tabulates Part I Offenses by Uniform Crime Report standards and maintains statistical files with regard to violations, locations of occurrences, arrests by age and sex of the offenders, and by disposition of cases. Only the most serious classification is tabulated from reports with multiple classifications. If a suspect is charged with Burglary and Malicious Mischief, only the Burglary (the more serious crime) is included in the statistics. However, if several persons together commit one crime, each person is counted in "Adults Arrested"; only one crime is counted in "Case Handled." Thus, statistics maintained by each of the Stations or Bureaus may differ from those recorded in this Summary. Similarly, a single case handled may have multiple assignments with the result that cases assigned will total more than cases handled.

Percentage Comparisons

Whenever the availability of data permits, percentage changes are indicated. These percentages reflect increases or decreases in the total number of cases. It must be noted that these changes do not adequately reflect changes in manpower expended. It is in fact possible for a decrease in cases to represent an increase in man-hours expended due to a greater number of hours required for each case.

TABLE OF CONTENTS

NCJRS

JAN 28 1983

ACQUISITIONS

INTRODUCTION

CHAPTER I - DEPARTMENT SUMMARY PAGE

Organization Chart . . . . . facing 1
Map of Los Angeles County Sheriff's Department Station Boundaries 1
Salary Ordinance Positions for 1981-82 2
Budgeted Positions for Sworn Personnel 5
Synopsis - Demographic and Geographic Data 6
Arrest Summary 7
Department Criminal Activity Summary 6
Graphic Data - Cases and Arrests 8
Arrests - Part I Offenses and Ten-Year Comparison 14

Department Cases Handled and Arrests Statistics 10
Adults Arrested by Charge, Sex and Age 16
Juveniles Arrested by Charge, Sex and Age 20
Adult Arrest Disposition 15
Juvenile Arrest Disposition 22
Arson 23

Case Assignments
Adult Detectives 10
Juvenile Detectives 10

Part I Offenses Cleared 13
Stolen and Recovered Property 13
Traffic Accident and Enforcement Summary 13

Miscellaneous Locations - Cases Handled and Arrests 11
Stolen and Recovered Property - Miscellaneous Locations 12

CHAPTER II - EXECUTIVE OFFICE OF THE SHERIFF

Administrative Staff 25
Personnel Assignments 26
Industrial Relations Bureau 27

CHAPTER III - FIELD OPERATIONS DIVISION EAST

Organization Chart . . . . . facing 29
Budgeted Personnel 29

Division Summary 30

Graphic Data
Crime Rate - Part I Offenses 31
Most Frequent Cases Handled, Most Frequent Arrests, Cases Handled by Location . 31
Cases Handled and Case Assignments 32
Adult and Juvenile Arrests 32
Part I Offenses Cleared 33
Traffic Accident and Enforcement Summary 34

CHAPTER III - FIELD OPERATIONS DIVISION EAST (Continued)

Stations (Continued)
Avalon 35
City of Industry 43
East Los Angeles 59
Lakewood 71
Norwalk 87
Pico Rivera 101

Contract Cities
Artesia 76, 81, 84, 86
Avalon 39-42
Bellflower 77, 81, 84, 86
Cerritos 75, 79, 84, 86
City of Commerce 63, 64, 68, 69
City of Industry 48, 50, 57, 58
Hawaiian Gardens 76, 82, 84, 86
La Habra Heights 49, 52, 57, 58
Lakewood 77, 80, 85, 86
La Mirada 91, 95, 98, 99
La Puente 48, 51, 57, 58
Norwalk 92, 94, 98, 99
Paramount 78, 82, 85, 86
Pico Rivera 105, 106, 108, 109
Santa Fe Springs 92, 93, 98, 99
Walnut 47, 50, 57, 58

Aero Bureau 110
Contract Law Enforcement Bureau 111
Special Enforcement Bureau 112
Emergency Services Detail 113
Canine Detail 114
Reserve Motor Cycle Detail 114

CHAPTER IV - FIELD OPERATIONS DIVISION NORTH

Organization Chart . . . . . facing 115
Budgeted Personnel 115

Division Summary 116

Graphic Data
Crime Rate - Part I Offenses 117
Most Frequent Cases Handled, Most Frequent Arrests, Cases Handled by Location . 117
Cases Handled and Case Assignment 118
Adult and Juvenile Arrests 118
Part I Offenses Cleared 119
Traffic Accident and Enforcement Summary 120

Stations
Altadena 121
Antelope Valley 129
Crescenta Valley 145
Malibu 155
San Dimas 169
Santa Clarita Valley 179
Temple 187

CHAPTER IV - FIELD OPERATIONS DIVISION NORTH (Continued)

Contract Cities (Continued)
Bradbury 191, 194, 198, 200
Duarte 192, 195, 198, 200
Hidden Hills 159, 160, 166, 167
La Canada Flintridge 149, 150, 152, 153
Lancaster 134, 137, 142, 143
Palmdale 133, 135, 142, 143
Rosemead 193, 194, 198, 200
San Dimas 173, 174, 177, 178
South El Monte 192, 195, 199, 200
Temple City 193, 196, 199, 200

Reserve Forces Bureau 201

CHAPTER V - FIELD OPERATIONS DIVISION WEST

Organization Chart . . . . . facing 203
Budgeted Personnel 203

Division Summary 204

Graphic Data
Crime Rate - Part I Offenses 205
Most Frequent Cases Handled, Most Frequent Arrests, Cases Handled by Location . 205
Cases Handled and Case Assignments 206
Adult and Juvenile Arrests 206
Part I Offenses Cleared 207
Traffic Accident and Enforcement Summary 207

Stations
Carson-Dominguez 209
Firestone 221
Lennox 229
Lomita 241
Lynwood 253
West Hollywood 263

Contract Cites
Carson 213, 214, 218, 219
Lawndale 233, 235, 239, 240
Lomita 245, 248, 251, 252
Lynwood 257, 258, 260, 261
Marina Del Rey 234, 235, 239
Rancho Palos Verdes 246, 249, 251, 252
Rolling Hills 247, 250, 251, 252
Rolling Hills Estates 246, 248, 251, 252

Youth Services Bureau 270

CHAPTER VI - ADMINISTRATIVE DIVISION

Organization Chart . . . . . facing 273
Personnel Assignment 273

CHAPTER VI - ADMINISTRATIVE DIVISION (Continued)

Bureaus (Continued)
Employee Relations 276
Fiscal Services 279
Internal Investigations 280
Personnel 281
Sheriff's Information 283
Training 284

CHAPTER VII - TECHNICAL SERVICES DIVISION

Organization Chart . . . . . facing 293
Personnel Assignments 293

Bureaus
Records and Statistics 296
Scientific Services 298
Transportation 300

CHAPTER VIII - CUSTODY DIVISION

Organization Chart . . . . . facing 303
Personnel Assignments 303

Daily Average Number of Inmates in Custody 308
Miscellaneous Statistics 309
Cash and Bond Transactions 312
Library Activity 313

CHAPTER IX - DETECTIVE DIVISION

Organization Chart . . . . . facing 315
Personnel Assignments 315

Case Assignments
Division Total 317
Bureaus 317, 318

Work Load Statistics
Commercial Crimes Bureau
Arson/Explosives Detail 319
Forgery/Fraud Detail 320
License Detail 321
Vehicle Theft Detail 322
Detective Services Bureau
Fugitive/Warrant Detail 323
Robbery Detail 324
Identi-Kit Section 325
Special Units Detail 326
Homicide Bureau 327
Metropolitan Bureau 328
Narcotics Bureau 329
Vice Bureau 332

CHAPTER X - COURT SERVICES DIVISION

Organization Chart . . . . . facing 333
Personnel Assignments 333

Miscellaneous Statistics 334, 335

INDEX 336

Chapter 1

DEPARTMENT SYNOPSIS

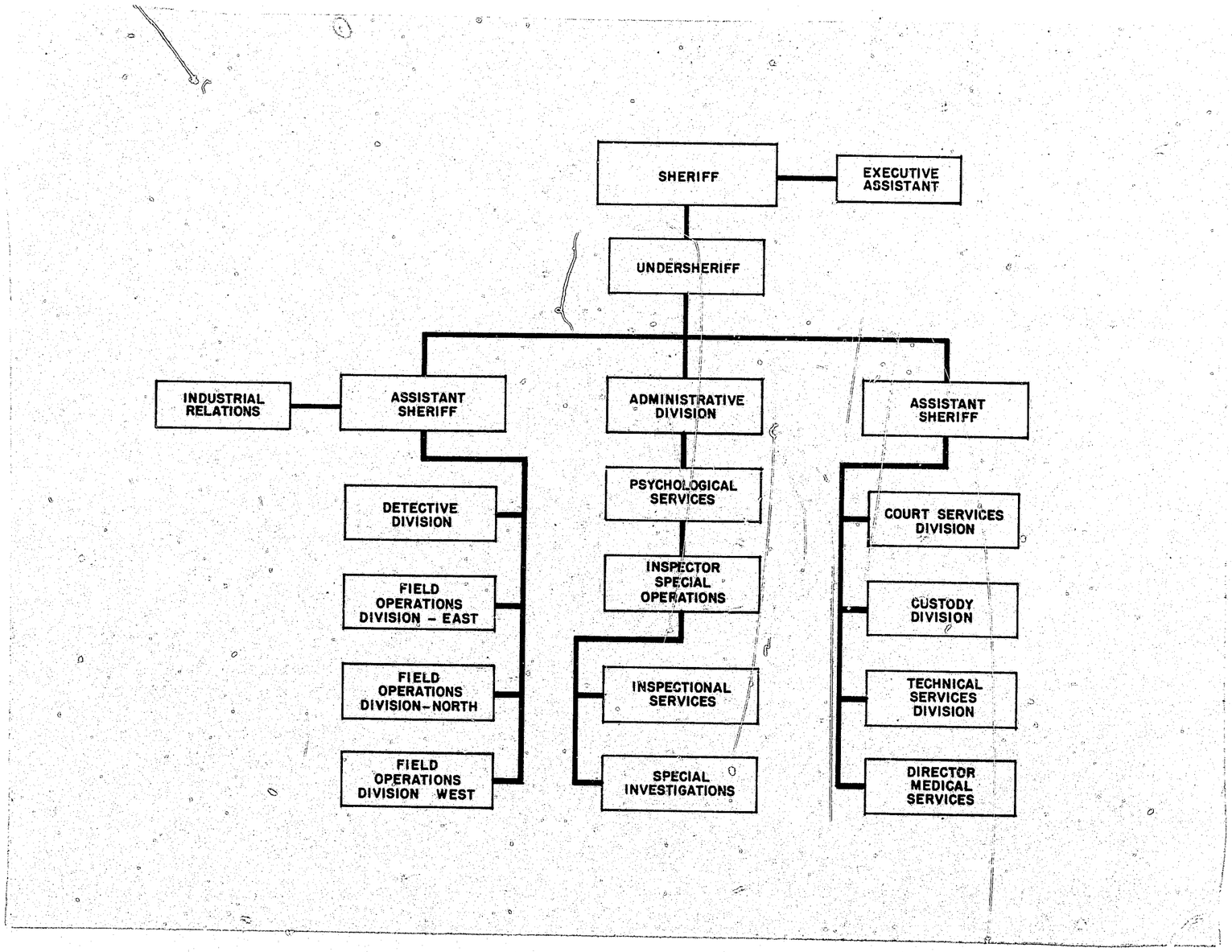
SHERIFF
EXECUTIVE ASSISTANT
UNDERSHERIFF
INDUSTRIAL RELATIONS
ASSISTANT SHERIFF
ADMINISTRATIVE DIVISION
ASSISTANT SHERIFF
DETECTIVE DIVISION
FIELD OPERATIONS DIVISION – EAST
FIELD OPERATIONS DIVISION–NORTH
FIELD OPERATIONS DIVISION WEST
PSYCHOLOGICAL SERVICES
INSPECTOR SPECIAL OPERATIONS
INSPECTIONAL SERVICES
SPECIAL INVESTIGATIONS
COURT SERVICES DIVISION
CUSTODY DIVISION
TECHNICAL SERVICES DIVISION
DIRECTOR MEDICAL SERVICES

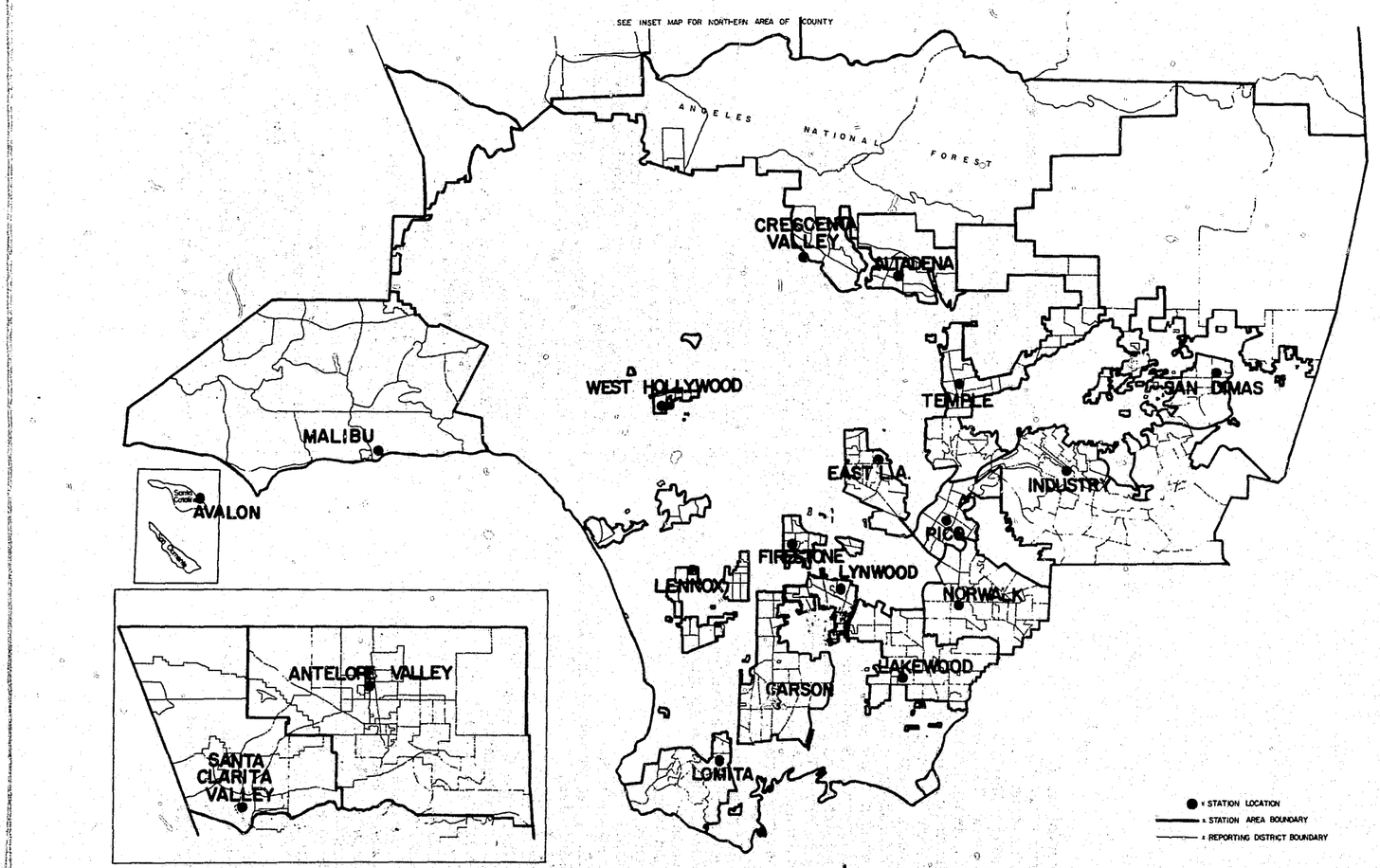

LOS ANGELES COUNTY SHERIFF'S DEPARTMENT
STATION BOUNDARIES

D E P A R T M E N T

SALARY ORDINANCE POSITIONS FOR 1981-82

NUMBER	TITLE
1	Accountant I
4	Accountant II
4	Accountant III
2	Account Clerk I
12	Account Clerk II
1	Accounting Officer I
2	Accounting Officer III
4	Accounting Technician I
4	Accounting Technician II
2	Administrative Assistant I
7	Administrative Assistant II
2	Administrative Assistant III
4	Assistant Automotive Equipment Coordinator
1	Assistant Chief, Food Services
1	Assistant Farm Manager
3	Assistant Nursing Director, Sheriff
25	Assistant Payroll Clerk I
15	Assistant Payroll Clerk II
2	Assistant Sheriff (Unclassified)
1	Bookkeeping Machine Operator
1	Butcher
1	Camp Clerk
57	Captain
28	Cashier
7	Cashier-Clerk
1	Chief, Budget and Fiscal Services
1	Chief Clerk
2	Chief Cook
1	Chief, Sh. Criminalistic Lab.
1	Chief, Food Services
1	Chief Photographer
1	Chief Physician III, M.D.
1	Clerk
3	Clinical Psychologist II
7	Combination Truck Driver
1	Communications Engineer, Sheriff
3	Computer Equipment Operator
3	Computer Systems Operator
3	Consulting Specialist, M.D.
154	Corrections Officer
29	Criminalist II
7	Criminalist III
32	Crossing Guard
1	Custodian
1	Custodian Working Supervisor
1	Dairy Supervisor
1	Darkroom Attendant
1	Data Control Clerk
18	Data Conversion Equipment Operator I
1	Data Conversion Supervisor I
6	Data Systems Analyst II
2	Dental Assistant
1	Dental Assistant, 1/2 Time
1	Dentist, 1/2 Time
2	Dentist, 2/3 Time
1	Departmental Data Processing Manager II
1	Departmental Employee Relations Representative
1	Departmental Facilities Planner I
5	Departmental Personnel Assistant
3	Departmental Personnel Technician
5261	Deputy Sheriff, Generalist
230	Deputy Sheriff Trainee
1	Dietetics Advisor
1	Director of Nursing
8	Division Chief
5	EDP Programmer Analyst I
7	EDP Programmer Analyst II
4	EDP Programming Supervisor
11	Evidence and Property Custodian
2	Evidence and Property Custodian, Supervisor
1	Executive Assistant, Sheriff (Unclassified)
1	Executive Secretary (Unclassified)
1	Facilities Planning Assistant
1	Farm Mananger
14	Farm Supervisor I
3	Farm Supervisor II
3	Field Deputy (Unclassified)
19	Fingerprint Classifier
2	Food Production Manager I
2	Food Production Manager II
1	General Maintenance Worker
1	Graphic Arts Coordinator, Sheriff
1	Head Baker
2	Head Clerk
5	Head Cook
1	Head Departmental Personnel Technician
1	Head, Evidence and Property Section
1	Head Fingerprint Identifier, Sheriff
1	Head, Fleet Operations, Sheriff
1	Head Plant Nursery Worker
1	Head, Psychological Services, Sheriff
1	Head Statistical Analyst, Sheriff
1	Head Tabulating Machine Operator

D E P A R T M E N T

SALARY ORDINANCE POSITIONS FOR 1981-82

NUMBER	TITLE
2	Heavy Truck Driver
7	Helicopter Mechanic
1	Helicopter Mechanic Supervisor
1	Hospital Administrator I
2	Hospital Unit Coordinator
7	Inmate Crew Leader
2	Inmate Crew Supervisor
22	Inspector
1	Institutional Gardening Manager
1	Institutional Services Supervisor
10	Intermediate Cashier
94	Intermediate Clerk
3	Intermediate Food Service Worker
4	Intermediate Sales Clerk
121	Intermediate Stenographer
3	Intermediate Stenographer, Grant Funded
9	Intermediate Supervising Clerk
10	Intermediate Supervising Typist-Clerk
243	Intermediate Typist-Clerk
29	Intermediate Typist-Clerk, As Needed
1	Interpreter
2	Inventory Control Assistant I
2	Inventory Control Assistant II
1	Jail Elevator Operator
9	Laundry Supervisor I
1	Laundry Supervisor II
1	Laundry Supervisor, Sheriff
100	Law Enforcement Intern
264	Lieutenant
1	Linen Room Supervisor II
2	Management Secretary V
53	Matron, As Needed
1	Medical Records Supervisor I
1	Medical Records Technician I
1	Medical Services Administrator, Sheriff
3	Medical Stenographer
7	Medical Technologist I
1	Medical Technologist II
1	Medical Technology Supervisor II
1	Medical Transcriber-Typist
8	Medium Truck Driver
1	Microfilm Technician
1	Nurse Practitioner
1	Nurse Training Consultant
22	Nursing Assistant
12	Nursing Attendant II
1	Nursing Care Specialist I
2	Nursing Instructor
35	Parking Control Officer
4	Payroll Clerk II
34	Personal Property Worker
1	Pharmacist
1	Pharmacist, As Needed
1	Pharmacy Services Chief I
2	Pharmacy Technician
1	Phlebotomy Technician I
16	Photographer II
10	Physician, M.D., as needed
10	Physician Specialist, M.D.
2	Physician Specialist, M.D. 1/2 Time
1	Physician Specialist, M.D. 3/4 Time
1	Power Equipment Mechanic Worker Supervisor
1	Power Equipment Operator
1	Principal Departmental Personnel Assistant
1	Procurement Aid
2	Procurement Assistant I
1	Procurement Assistant II
4	Programmed Typewriter Operator
1	Public Information Assistant
7	Radiologic Technologist
1	Records Management Analyst
7	Rehabilitation Counselor I
9	Rehabilitation Counselor I, Grant Funded
1	Rehabilitation Counselor II, Grant Funded
6	Rehabilitation Counselor Aid
1	Research Analyst II, Behavioral Sciences
1	Research Analyst III, Behavioral Sciences
24	Sales Clerk
1	Secretary III
68	Secretary V
4	Senior Baker
2	Senior Butcher
1	Senior Cashier
146	Senior Clerk
58	Senior Cook
4	Senior Data Conversion Equipment Operator
1	Senior Dentist, 2/3 Time
2	Senior Departmental Personnel Assistant
1	Senior Departmental Personnel Technician
1	Senior General Maintenance Worker

DEPARTMENT

SALARY ORDINANCE POSITIONS FOR 1981-82

NUMBER	TITLE
1	Senior Grounds Maintenance Worker
2	Senior Heliocopter Mechanic
7	Senior Laundry Worker
1	Senior Law Clerk
1	Senior Management Secretary V
1	Senior Sales Clerk
1	Senior Secretary IV
10	Senior Secretary V
29	Senior Staff Nurse, Sheriff
4	Senior Statistical Clerk
1	Senior Stenographer
3	Senior Systems Aide
24	Senior Typist-Clerk
5	Senior Washing Equipment Operator
871	Sergeant
1	Sergeant-At-Arms
50	Services Assistant
1	Sheriff (Unclassified)
1	Sheriff's Dispatcher I
72	Sheriff's Dispatcher II
1	Sheriff Station Clerk I
206	Sheriff Station Clerk II
13	Staff Assistant I
65	Staff Nurse
2	Staff Nurse, As Needed
1	Statistical Analyst
1	Statistical Analyst, Grant Funded
9	Statistical Clerk
7	Stenographer
1	Stenographic Reporter
59	Student Worker
1	Supervising Administrative Assistant I
6	Supervising Clerk
1	Supervising Computer Operator
1	Supervising Criminalist
5	Supervising Fingerprint Classifier
1	Supervising Payroll Clerk I
1	Supervising Payroll Clerk IV
2	Supervising Personal Property Custodian
1	Supervising Photographer
1	Supervising Power Equipment Operator
1	Supervising Radiologic Technologist I
1	Supervising Radiologic Technologist II
6	Supervising Sheriff's Dispatcher
19	Supervising Sheriff Station Clerk
22	Supervising Staff Nurse I, Sheriff
6	Supervising Staff Nurse II, Sheriff
2	Supervising Statistical Analyst
4	Supervising Stenographer I
2	Supervising Tabulating Machine Operator
1	Supervising Teletype Operator
9	Supervising Typist-Clerk
1	Supervising Word Processor
1	Systems Aide
6	Tabulating Machine Operator
4	Teletype Operator
5	Transcriber Typist
8	Typist-Clerk
1	Undersheriff (Unclassified)
1	Vocational Rehabilitation Supervisor I
3	Vocational Workshop Instructor
7	Warehouse Worker I
8	Warehouse Worker II
1	Warehouse Worker III
7	Warehouse Worker Aide
3	Washroom Supervisor
3	Word Processor I
7	Word Processor II
75	Keeper, Non-Competitive
50	Member, Search and Rescue Team, Without Compensation

BUDGETED POSITIONS FOR SWORN PERSONNEL

	TOTAL AUTHORIZED	EXECUTIVE OFFICE OF THE SHERIFF	ADMINISTRATIVE DIVISION	COURT SERVICES DIVISION	CUSTODY DIVISION	DETECTIVE DIVISION	FIELD OPERATIONS DIVISION EAST	FIELD OPERATIONS DIVISION NORTH	FIELD OPERATIONS DIVISION WEST	TECHNICAL SERVICES DIVISION
SHERIFF (UNCLASSIFIED)	1	1								
UNDERSHERIFF (UNCLASSIFIED)	1	1								
ASSISTANT SHERIFF	2	2								
DIVISION CHIEF	8		1	1	1	1	1	1	1	1
EXECUTIVE ASSISTANT (UNCLASSIFIED)	1	1								
INSPECTOR	22	1	2	1	3	3	4	3	3	2
CAPTAIN	53	4	6	2	6	6	9	8	7	5
LIEUTENANT	244	10	15	3	38	28	49	38	46	17
SERGEANT-AT-ARMS	1		1							
SERGEANT	796	16	37	16	83	127	189	136	157	35
FIELD DEPUTY, SHERIFF (UNCLASSIFIED)	2	2								
DEPUTY SHERIFF, GENERALIST	4659	62	89	308	1192	288	981	645	811	283
DEPUTY SHERIFF TRAINEE	105		105							
TOTAL	5895	100	256	331	1323	453	1233	831	1025	343

SYNOPSIS - DEMOGRAPHIC AND GEOGRAPHIC DATA

STATION	AREA POPULATION 1981-82 INCORP.	UNINCORP.	TOTAL SQUARE MILES IN STATION AREA	POPULATION DENSITY PER SQ. MILE	PART I CRIME RATE PER 10,000 POPULATION	STATION COMPLEMENT SWORN	NON-SWORN
FIELD OPERATIONS EAST	492,160	378,192	343.44	2,534.22	620.06	1070	118
AREA 1							
INDUSTRY	48,678	183,481	110.89	2,093.60	604.80	276	22
NORWALK	137,122	57,103	40.74	4,767.43	550.34	231	25
PICO RIVERA	53,303	25,909	13.12	6,037.50	531.49	99	12
AREA 2							
AVALON	2,029	259	131.23	17.44	952.80	9	2
EAST LOS ANGELES	10,507	109,417	14.44	8,304.99	667.67	196	24
LAKEWOOD	240,521	2,023	33.02	7,345.37	692.74	259	33
FIELD OPERATIONS NORTH	214,377	344,187	2,752.11	207.95	521.86	817	99.5
AREA 1							
ANTELOPE VALLEY	60,044	44,859	1,283.58	81.73	595.69	148	18
CRESCENTA VALLEY	20,171	17,981	249.32	153.02	313.48	84	10
MALIBU	1,769	50,709	187.96	279.20	569.95	88	14
SANTA CLARITA VALLEY	----	79,355	725.67	109.35	467.52	91	10
AREA 2							
ALTADENA	----	42,625	23.69	1,799.28	632.96	79	11
SAN DIMAS	23,887	60,028	219.57	382.18	397.78	125	13
TEMPLE	108,506	48,630	62.32	2,521.44	570.65	202	23.5
FIELD OPERATIONS WEST	217,201	283,254	82.38	6,074.96	794.82	965	120
AREA 1							
CARSON	84,963	37,956	28.32	4,340.36	741.55	207	20
FIRESTONE	----	60,363	4.17	14,475.54	672.76	139	16
LYNWOOD	43,801	31,609	7.61	9,909.33	959.55	165	22
AREA 2							
LENNOX	23,331	103,194	16.21	7,805.37	829.72	244	26
LOMITA	65,106	13,488	22.90	3,432.05	327.89	101	12
WEST HOLLYWOOD	----	36,644	3.17	11,559.62	1,716.52	99	24
TOTAL	923,738	1,005,633	3,177.93	607.12	641.07	2,852	337.5

ARREST SUMMARY

	ADULT							JUVENILE							
	FELONY			MISDEMEANOR			TOTAL ADULT ARRESTS	FELONY			MISDEMEANOR			TOTAL* JUVENILE ARRESTS	GRAND TOTAL
	MALE	FEMALE	TOTAL	MALE	FEMALE	TOTAL		MALE	FEMALE	TOTAL	MALE	FEMALE	TOTAL		
DEPARTMENT TOTAL**	28,545	4,258	32,803	50,498	8,196	58,694	91,497	9,321	902	10,223	7,197	1,582	8,779	20,698	112,195
FIELD OPERATIONS DIV. EAST	9,370	1,567	10,937	19,354	3,040	22,394	33,331	3,767	409	4,176	3,404	753	4,157	8,917	42,248
AVALON	27	-	27	165	21	186	213	6	-	6	15	7	22	31	244
EAST LOS ANGELES	1,982	361	2,343	3,257	674	3,931	6,274	493	38	531	515	104	619	1,256	7,530
INDUSTRY	1,931	264	2,195	4,355	586	4,941	7,136	1,088	79	1,167	878	183	1,061	2,322	9,458
LAKEWOOD	2,600	526	3,126	3,749	724	4,473	7,599	1,204	192	1,396	891	255	1,146	2,721	10,320
NORWALK	2,005	291	2,296	5,760	805	6,565	8,861	678	52	730	752	140	892	1,768	10,629
PICO RIVERA	825	125	950	2,068	230	2,298	3,248	298	48	346	353	64	417	819	4,067
FIELD OPERATIONS DIV. WEST	12,789	1,733	14,522	15,762	2,914	18,676	33,198	3,659	273	3,932	1,806	338	2,144	6,635	39,833
CARSON	2,417	267	2,684	3,705	522	4,227	6,911	808	51	859	402	74	476	1,437	8,348
FIRESTONE	2,347	267	2,614	2,475	232	2,707	5,321	669	42	711	368	42	410	1,261	6,582
LENNOX	3,216	474	3,690	2,737	650	3,387	7,077	860	46	906	316	76	392	1,411	8,488
LOMITA	628	79	707	1,493	257	1,750	2,457	224	37	261	183	38	221	511	2,968
LYNWOOD	2,758	440	3,198	2,545	457	3,002	6,200	942	77	1,019	372	63	435	1,583	7,783
WEST HOLLYWOOD	1,423	206	1,629	2,807	796	3,603	5,232	156	20	176	165	45	210	432	5,664
FIELD OPERATIONS DIV. NORTH	5,091	732	5,823	14,318	2,070	16,388	22,211	1,867	218	2,085	1,981	488	2,469	5,102	27,313
ALTADENA	449	62	511	977	131	1,108	1,619	168	9	177	121	18	139	341	1,960
ANTELOPE VALLEY	1,055	164	1,219	3,015	561	3,576	4,795	475	66	541	475	140	615	1,373	6,168
CRESCENTA VALLEY	354	32	386	836	82	918	1,304	155	8	163	162	36	198	383	1,687
MALIBU	631	88	719	2,546	336	2,882	3,601	129	11	140	232	78	310	471	4,072
SAN DIMAS	373	38	411	1,006	110	1,116	1,527	166	19	185	224	60	284	542	2,069
SANTA CLARITA VALLEY	655	86	741	1,421	139	1,560	2,301	273	49	322	281	59	340	773	3,074
TEMPLE	1,574	262	1,836	4,517	711	5,228	7,064	501	56	557	486	97	583	1,219	8,283

* Total exceeds sum of felony and misdemeanor arrests by the number of non-criminal arrests.
** Department total exceeds the sum of station totals by the number of arrests made by headquarters units and arrests outside of Sheriff's jurisdictions.

DEPARTMENT TOTAL

SYNOPSIS

	FISCAL YEAR 1981-82	FISCAL YEAR 1980-81	PERCENT CHANGE
PART I OFFENSES			
Crime Rate per 10,000 Population	641.07	669.21	- 4
NUMBER OF CASES HANDLED			
Criminal Homicide	269	316	- 15
Forcible Rape	1,065	1,190	- 11
Robbery	7,361	7,436	- 1
Aggravated Assault	12,354	12,817	- 4
Burglary	39,991	42,226	- 5
Larceny Theft	48,361	50,528	- 4
Grand Theft Auto	13,048	13,326	- 2
Arson	1,237	1,277	- 3
TOTAL CASES HANDLED	265,354	271,085	- 2
ADULT ARRESTS	91,497	88,327	+ 4
JUVENILE ARRESTS	20,698	23,009	- 10
CASE ASSIGNMENTS TO ADULT DETECTIVES	169,919	167,386	+ 2
CASE ASSIGNMENTS TO JUVENILE DETECTIVES	12,069	30,461	- 60

	AREA IN SQUARE MILES	POPULATION 1981-82	CRIME RATE PER 10,000 PART I OFFENSES 1981-82	1980-81	PERCENT CHANGE
Total Area	3,177.93	1,929,371	641.07	669.21	- 4
Unincorporated Area	2,869.22	1,005,633	589.52	617.13	- 4
Contract Cities	308.71	923,738	670.92	725.91	- 8

	1981-82 CASES	1980-81 CASES	1981-82 RATE PER 10,000	1980-81 RATE PER 10,000	PERCENT CHANGE
Criminal Homicide	269	316	1.39	1.64	- 15
Forcible Rape	1,065	1,190	5.52	6.17	- 11
Robbery	7,361	7,436	38.15	38.54	- 1
Aggravated Assault	12,354	12,817	64.03	66.43	- 4
Burglary	39,991	42,226	207.27	218.86	- 5
Larceny Theft	48,361	50,528	250.66	261.89	- 4
Grand Theft Auto	13,048	13,326	67.63	69.07	- 2
Arson	1,237	1,277	6.41	6.62	- 3
Total	123,686	129,116	641.07	669.21	- 4

DEPARTMENT TOTAL

MOST FREQUENT CASES HANDLED

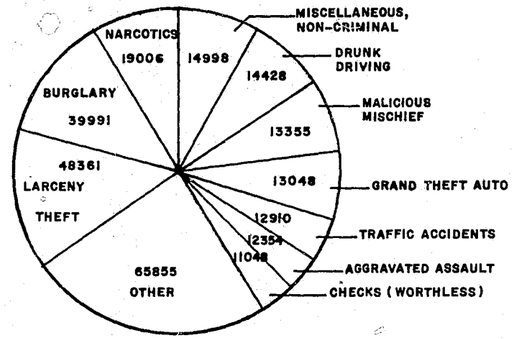

CASES HANDLED BY LOCATION

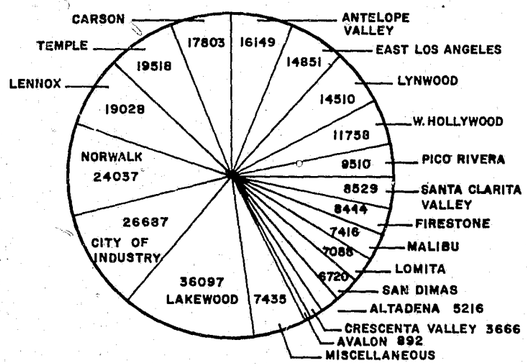

MOST FREQUENT ARRESTS

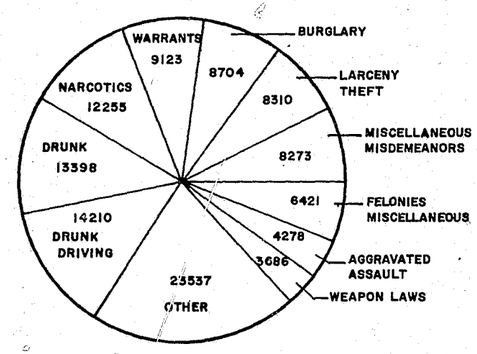

CRIME RATE

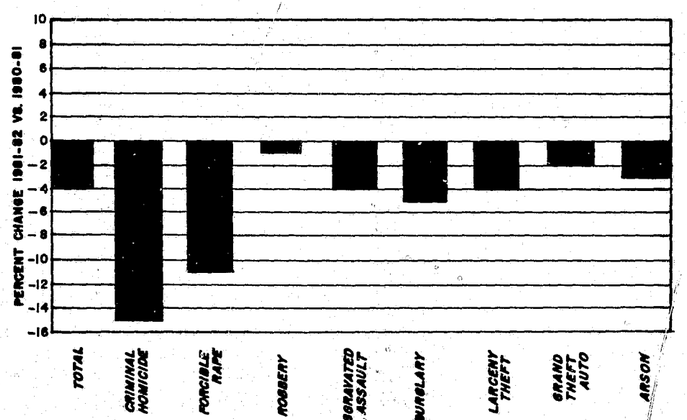

TOTAL DEPARTMENT

	CASES AND ARRESTS			CASE ASSIGNMENTS	
	CASES HANDLED	ADULTS ARRESTED	JUVENILES ARRESTED	ADULT DETECTIVES	JUVENILE DETECTIVES
FISCAL YEAR 1981-82	265,354	91,497	20,698	169,919	12,069
FISCAL YEAR 1980-81	271,085	88,327	23,009	167,386	30,461
FISCAL YEAR 1979-80	264,772	80,182	23,284	163,131	35,953
% CHANGE LAST TWO YEARS	- 2	+ 4	-10	+ 2	-60
PART I CRIME OFFENSES					
Criminal Homicide	269	252	48	1	-
Forcible Rape	1,065	318	86	986	78
Robbery	7,361	2,098	874	7,254	169
Aggravated Assault	12,354	3,425	853	11,087	265
Burglary	39,991	4,942	3,762	39,941	500
Larceny Theft	48,361	5,824	2,486	42,885	5,179
Grand Theft Auto	13,048	1,923	903	13,991	49
Arson	1,237	93	60	103	3
Sub-Total	123,686	18,875	9,072	116,248	6,243
ALL OTHER OFFENSES					
Checks (Worthless)	11,048	141	4	10,447	1
Forgery	1,415	610	47	361	13
Sex Felonies	626	264	53	372	61
Sex Misdemeanors	2,636	1,673	217	1,017	219
Assaults, Non-Aggravated	6,642	2,033	455	5,245	263
Weapon Laws	4,256	3,016	670	2,555	144
Defrauding, Misdemeanor	382	104	19	266	10
Offenses Against Family	207	26	2	149	31
Narcotics	19,006	10,398	1,857	1,481	326
Liquor Laws	3,224	733	819	525	144
Drunk	10,489	12,307	1,091	709	195
Disorderly Conduct	3,218	450	256	2,017	315
Loitering	81	-	-	30	21
Gambling	468	391	13	10	-
Drunk Driving	14,428	13,916	294	280	59
Vehicle Laws	3,997	2,088	517	1,014	130
Malicious Mischief	13,355	317	360	11,167	1,436
Warrants	1	8,986	137	1	-
Receiving Stolen Property	1,023	1,874	787	1,648	73
Federal Offenses W/O Money	203	27	2	180	5
Federal Offenses With Money	171	-	1	162	7
Felonies, Miscellaneous	1,957	5,708	713	1,595	52
Misdemeanors, Miscellaneous	2,553	7,560	1,616	838	96
Sub-Total	101,386	72,622	9,930	42,069	3,601
NON-CRIMINAL					
Persons Missing	6,328	-	247	3,510	1,541
Juvenile, Non-Criminal	283	-	1,449	169	102
Commitments	-	-	-	-	-
Miscellaneous, Non-Criminal	14,998	-	-	7,003	543
Suicide and Attempt	879	-	-	577	15
Mentally Ill	1,205	-	-	43	3
Accidents, Traffic	12,910	-	-	-	-
Accidents, Miscellaneous	2,369	-	-	299	21
Persons Dead	1,310	-	-	1	-
Sub-Total	40,282	-	1,696	11,602	2,225

MISCELLANEOUS LOCATIONS

	CASES AND ARRESTS		
	CASES HANDLED	ADULTS ARRESTED	JUVENILES ARRESTED
FISCAL YEAR 1981-82	7,435	2,754	44
FISCAL YEAR 1980-81	7,121	2,971	53
FISCAL YEAR 1979-80	6,092	3,747	49
% CHANGE LAST TWO YEARS	+ 4	- 7	-17
PART I CRIME OFFENSES			
Criminal Homicide	2	33	2
Forcible Rape	2	4	1
Robbery	154	44	1
Aggravated Assault	550	37	5
Burglary	4	73	4
Larceny Theft	60	61	-
Grand Theft Auto	-	31	1
Arson	21	1	-
Sub-Total	793	284	14
ALL OTHER OFFENSES			
Checks (Worthless)	540	2	-
Forgery	417	15	-
Sex Felonies	53	9	-
Sex Misdemeanors	142	138	2
Assaults, Non-Aggravated	982	21	1
Weapon Laws	55	34	-
Defrauding, Misdemeanor	-	-	-
Offenses Against Family	-	-	-
Narcotics	893	480	12
Liquor Laws	2	1	-
Drunk	58	100	-
Disorderly Conduct	6	15	-
Loitering	-	-	-
Gambling	177	73	-
Drunk Driving	5	117	-
Vehicle Laws	3	24	-
Malicious Mischief	33	4	-
Warrants	-	498	-
Receiving Stolen Property	3	29	-
Federal Offenses W/O Money	8	1	-
Federal Offenses With Money	2	-	-
Felonies, Miscellaneous	158	548	9
Misdemeanors, Miscellaneous	14	361	1
Sub-Total	3,551	2,470	25
NON-CRIMINAL			
Persons Missing	1	-	-
Juvenile, Non-Criminal	1	-	5
Commitments	-	-	-
Miscellaneous, Non-Criminal	2,494	-	-
Suicide and Attempt	114	-	-
Mentally Ill	-	-	-
Accidents, Traffic	-	-	-
Accidents, Miscellaneous	477	-	-
Persons Dead	4	-	-
Sub-Total	3,091	-	5

PERSONS ARRESTED FOR PART I OFFENSES

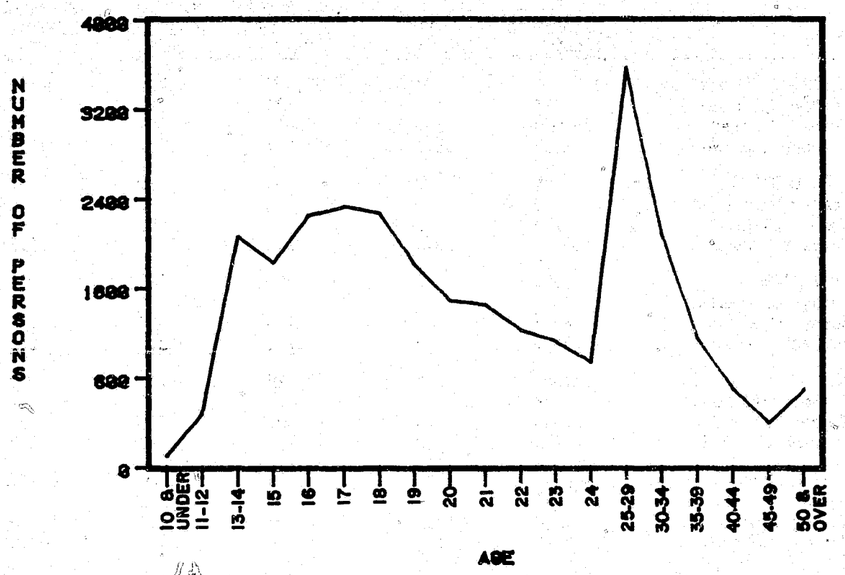

ADULT AND JUVENILE ARRESTS

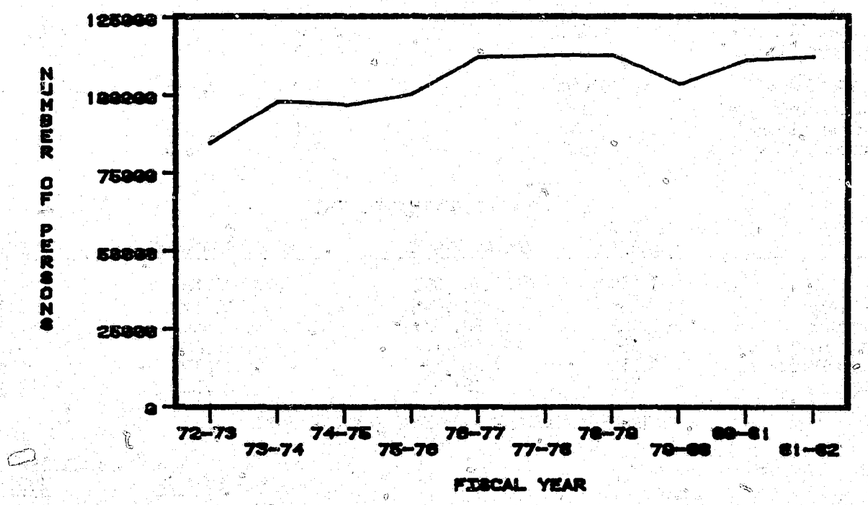

ADULT ARREST DISPOSITIONS

OFFENSES	TOTAL DISPOSITIONS	FELONY ARRESTS: FELONIES FILED	FELONY ARRESTS: D.A. DENIED FELONY; FILING REDUCED TO MISDEMEANOR	FELONY ARRESTS: REDUCED TO MISDEMEANOR BY DEPARTMENT	FELONY ARRESTS: COMPLAINT NOT SOUGHT BY DEPARTMENT	FELONY ARRESTS: D.A. DENIED COMPLAINT	MISDEMEANOR ARRESTS: MISDEMEANORS FILED	MISDEMEANOR ARRESTS: COMPLAINT NOT SOUGHT BY DEPARTMENT	MISDEMEANOR ARRESTS: D.A. DENIED COMPLAINT
TOTALS	91,497	13,294	7,232	2,089	4,103	6,085	46,927	8,514	3,253
PART I OFFENSES									
Criminal Homicide	252	223	11	1	7	10	-	-	-
Forcible Rape	318	142	18	8	78	72	-	-	-
Robbery	2,098	944	171	121	525	337	-	-	-
Aggravated Assault	3,425	765	1,059	241	427	933	-	-	-
Burglary	4,942	1,557	1,213	522	901	749	-	-	-
Larceny Theft	5,822	363	428	216	262	219	4,217	24	93
Grand Theft Auto	1,923	463	242	185	714	319	-	-	-
Arson	93	69	16	1	4	3	-	-	-
ALL OTHER OFFENSES									
Checks (Worthless)	141	44	57	14	14	12	-	-	-
Forgery	610	180	266	23	52	89	-	-	-
Sex Felonies	264	190	26	7	19	22	-	-	-
Sex Misdemeanors	1,673	-	-	-	-	-	1,564	19	90
Non-Aggravated Assault	2,032	6	13	7	3	4	1,414	229	356
Weapon Laws	3,016	179	577	186	109	265	1,486	36	178
Defrauding Misdemeanor	104	-	-	-	-	-	98	1	5
Offenses Against Family	26	-	1	-	2	-	21	1	1
Narcotics	10,398	1,868	1,964	199	181	2,125	2,901	70	1,090
Liquor Laws	733	-	-	-	-	-	661	7	65
Drunk	12,307	-	-	-	-	-	4,163	7,830	314
Disorderly Conduct	450	-	-	-	-	-	345	34	71
Loitering	-	-	-	-	-	-	-	-	-
Gambling	391	13	293	-	-	14	45	-	26
Drunk Driving	13,916	50	73	16	14	5	13,366	83	309
Vehicle Laws	2,088	26	35	13	12	6	1,925	16	55
Malicious Mischief	317	-	-	-	-	-	262	18	37
Warrants	8,986	1,348	17	1	11	4	7,596	3	6
Receiving Stolen Property	1,874	344	337	193	540	460	-	-	-
Federal Offenses W/Out Money	27	13	-	-	14	-	-	-	-
Federal Offenses With Money	-	-	-	-	-	-	-	-	-
Felonies, Miscellaneous	5,708	4,507	415	135	214	437		-	-
Miscellaneous Misdemeanors	7,563	-	-	-	-	-	6,863	143	557

ADULTS ARRESTED

BY CHARGE, SEX AND AGE

	SEX	TOTAL	18	19	20	21	22	23
TOTAL		91,497	6,606	6,853	6,516	6,800	6,043	5,780
Male	M	79,045	5,788	5,991	5,685	5,870	5,255	4,970
Female	F	12,452	818	862	831	930	788	810
PART I OFFENSES								
Criminal Homicide	M	234	29	16	16	17	16	7
	F	18	-	-	1	-	1	2
Forcible Rape	M	315	16	30	25	22	23	23
	F	3	-	-	-	-	-	-
Robbery	M	1,965	269	213	201	183	138	133
	F	133	19	15	11	17	10	11
Aggravated Assault	M	3,026	254	230	171	211	197	181
	F	399	18	25	21	31	23	21
Burglary	M	4,335	731	538	397	371	289	267
	F	607	63	50	40	44	40	36
Larceny Theft	M	3,872	411	331	276	247	233	202
	F	1,951	154	132	115	116	89	113
Grand Theft Auto	M	1,765	270	201	190	167	146	109
	F	158	24	24	16	18	7	5
Arson	M	78	8	13	6	3	4	7
	F	15	-	-	-	1	-	1
ALL OTHER OFFENSES								
Checks (Worthless)	M	95	1	2	5	6	5	7
	F	46	1	2	1	2	2	2
Forgery	M	406	26	26	27	17	29	27
	F	204	16	17	12	10	16	22
Sex Felonies	M	259	4	8	10	6	9	8
	F	5	-	-	1	1	-	-
Sex Misdemeanors	M	1,096	101	102	99	94	71	88
	F	577	44	44	49	78	74	47
Non-Aggravated Assaults	M	1,755	96	95	92	123	101	105
	F	277	13	18	22	21	20	18
Weapon Laws	M	2,854	294	249	207	218	168	157
	F	162	10	9	8	9	10	12

ADULTS ARRESTED

BY CHARGE, SEX AND AGE

	SEX	24	25-29	30-34	35-39	40-44	45-49	50 & OVER
TOTAL		5,156	19,114	11,310	6,335	4,246	2,661	4,077
Male	M	4,445	16,493	9,673	5,469	3,604	2,280	3,522
Female	F	711	2,621	1,637	866	642	381	555
PART I OFFENSES								
Criminal Homicide	M	14	48	31	13	10	4	13
	F	-	5	1	2	2	2	2
Forcible Rape	M	20	70	36	25	11	7	7
	F	-	-	2	-	1	-	-
Robbery	M	117	378	189	81	33	17	13
	F	9	24	8	3	3	1	2
Aggravated Assault	M	144	629	381	244	139	97	148
	F	22	97	59	29	23	14	16
Burglary	M	211	760	387	185	101	47	51
	F	27	131	86	39	29	6	16
Larceny Theft	M	172	722	456	290	184	107	241
	F	75	379	265	157	111	75	170
Grand Theft Auto	M	104	289	153	69	41	11	15
	F	8	22	18	7	4	2	3
Arson	M	3	15	9	5	2	2	1
	F	-	7	1	2	3	-	-
ALL OTHER OFFENSES								
Checks (Worthless)	M	2	28	16	9	7	1	6
	F	4	9	10	5	6	1	1
Forgery	M	26	109	68	21	18	6	6
	F	17	51	23	11	6	1	2
Sex Felonies	M	12	34	51	35	25	18	39
	F	-	2	-	1	-	-	-
Sex Misdemeanors	M	69	221	93	60	33	25	40
	F	56	121	44	13	6	1	-
Non-Aggravated Assaults	M	91	381	230	159	121	60	101
	F	14	46	36	20	18	15	16
Weapon Laws	M	142	537	347	189	120	104	122
	F	17	34	27	13	10	1	2

ADULTS ARRESTED

BY CHARGE, SEX AND AGE (Continued)

	SEX	TOTAL	18	19	20	21	22	23
ALL OTHER OFFENSES (CONTINUED)								
Defrauding, Misd.	M	89	1	11	11	6	4	2
	F	15	-	2	2	-	-	1
Offenses Against Family	M	17	-	-	-	1	-	-
	F	9	-	1	-	-	-	1
Narcotics	M	8,702	465	558	601	601	658	577
	F	1,696	106	141	148	135	121	124
Liquor Laws	M	665	250	239	133	10	6	5
	F	68	37	18	5	-	-	1
Drunk	M	10,948	604	653	612	804	686	681
	F	1,359	70	73	85	98	76	77
Disorderly Conduct	M	397	34	44	29	36	22	16
	F	53	7	2	-	4	2	2
Gambling	M	297	5	5	6	4	2	3
	F	94	-	3	-	1	3	4
Drunk Driving	M	12,494	341	490	621	729	738	666
	F	1,422	40	48	53	73	73	63
Vehicle Laws	M	1,921	214	254	201	195	156	138
	F	167	18	12	20	20	13	17
Malicious Mischief	M	274	38	25	20	24	20	18
	F	43	6	5	-	8	3	1
Warrants	M	8,084	355	630	766	746	642	669
	F	902	29	63	72	88	60	70
Receiving Stolen Property	M	1,709	214	229	160	170	127	105
	F	165	20	15	13	10	12	14
Federal Offenses Without Money	M	26	3	4	3	-	1	2
	F	1	-	-	-	-	-	-
Federal Offenses With Money	M	-	-	-	-	-	-	-
	F	-	-	-	-	-	-	-
Felonies, Miscellaneous	M	4,814	303	319	337	326	327	317
	F	894	52	57	54	55	72	64
Misdemeanors, Miscellaneous	M	6,553	451	476	463	533	437	450
	F	1,009	71	86	82	90	61	81

ADULTS ARRESTED

BY CHARGE, SEX AND AGE (Continued)

	SEX	24	25-29	30-34	35-39	40-44	45-49	50 & OVER
ALL OTHER OFFENSES (CONTINUED)								
Defrauding, Misd.	M	8	16	14	7	3	1	5
	F	-	3	6	-	1	-	-
Offenses Against Family	M	-	3	4	3	3	1	2
	F	-	-	5	2	-	-	-
Narcotics	M	633	2,244	1,182	560	339	146	138
	F	120	421	214	95	38	22	11
Liquor Laws	M	6	7	2	3	2	1	1
	F	-	-	2	2	1	1	1
Drunk	M	561	2,245	1,460	839	643	408	752
	F	80	284	192	119	93	46	66
Disorderly Conduct	M	16	65	55	32	21	12	15
	F	4	13	6	2	3	2	6
Gambling	M	6	27	32	26	39	41	101
	F	2	11	32	8	15	5	10
Drunk Driving	M	673	2,689	1,779	1,145	871	669	1,083
	F	69	298	198	130	132	110	135
Vehicle Laws	M	99	364	170	73	23	20	14
	F	11	30	12	6	4	2	2
Malicious Mischief	M	7	53	27	19	11	6	6
	F	2	7	4	5	2	-	-
Warrants	M	522	1,844	949	436	268	125	132
	F	57	202	114	69	42	20	16
Receiving Stolen Property	M	96	278	154	67	44	32	33
	F	3	36	18	8	5	2	9
Federal Offenses Without Money	M	-	5	3	1	1	1	2
	F	-	-	-	-	-	-	1
Federal Offenses With Money	M	-	-	-	-	-	-	-
	F	-	-	-	-	-	-	-
Felonies, Miscellaneous	M	295	1,065	664	387	214	119	141
	F	64	196	134	68	40	18	20
Misdemeanors, Miscellaneous	M	396	1,367	731	486	277	192	294
	F	50	192	120	50	44	34	48

JUVENILES ARRESTED

BY CHARGE, SEX AND AGE

	SEX	TOTAL	10	11-12	13-14	15	16	17
TOTAL		20,698	1,016	833	3,757	3,800	5,111	6,181
Male	M	17,306	592	649	3,043	3,226	4,406	5,390
Female	F	3,392	424	184	714	574	705	791
PART I OFFENSES								
Criminal Homicide	M	46	-	-	4	7	17	18
	F	2	-	-	-	-	-	2
Forcible Rape	M	86	-	-	16	19	22	29
	F	-	-	-	-	-	-	-
Robbery	M	818	2	26	152	172	203	263
	F	56	-	-	24	14	7	11
Aggravated Assault	M	784	6	21	134	150	210	263
	F	69	-	3	10	14	18	24
Burglary	M	3,430	67	224	860	698	840	741
	F	332	2	21	84	63	80	82
Larceny Theft	M	1,787	20	122	415	363	425	442
	F	700	5	43	184	146	155	167
Grand Theft Auto	M	826	1	13	139	162	249	262
	F	77	-	-	17	15	23	22
Arson	M	52	4	9	20	4	6	9
	F	8	-	3	4	1	-	-
ALL OTHER OFFENSES								
Checks (Worthless)	M	2	-	-	-	1	1	-
	F	2	-	-	-	-	-	2
Forgery	M	32	-	1	3	4	9	15
	F	15	-	-	3	2	3	7
Sex Felonies	M	53	-	6	10	17	12	8
	F	-	-	-	-	-	-	-
Sex Misdemeanors	M	192	-	3	36	30	56	67
	F	25	-	-	5	4	9	7
Non-Aggravated Assaults	M	371	1	15	72	73	95	115
	F	84	-	3	26	20	20	15
Weapon Laws	M	635	-	3	80	123	178	251
	F	35	-	-	6	7	10	12

JUVENILES ARRESTED

BY CHARGE, SEX AND AGE (Continued)

	SEX	TOTAL	10	11-12	13-14	15	16	17
ALL OTHER OFFENSES (CONTINUED)								
Defrauding, Misd.	M	13	-	-	2	-	6	5
	F	6	-	-	2	-	2	2
Offenses Against Family	M	1	1	-	-	-	-	-
	F	1	-	-	-	-	-	1
Narcotics	M	1,601	-	15	200	305	456	625
	F	256	-	4	37	38	71	106
Liquor Laws	M	676	-	2	46	111	191	326
	F	143	-	-	16	33	46	48
Drunk	M	918	-	2	69	143	267	437
	F	173	1	-	31	30	44	67
Disorderly Conduct	M	231	1	1	29	51	85	64
	F	25	-	-	6	2	9	8
Gambling	M	13	-	-	3	1	2	7
	F	-	-	-	-	-	-	-
Drunk Driving	M	269	-	-	5	14	69	181
	F	25	-	-	2	-	6	17
Vehicle Laws	M	487	-	5	63	79	141	199
	F	30	-	-	5	10	6	9
Malicious Mischief	M	327	7	20	80	77	70	73
	F	33	-	6	13	4	1	9
Warrants	M	117	-	-	13	16	39	49
	F	20	-	-	6	5	4	5
Receiving Stolen Property	M	749	2	33	150	158	177	229
	F	38	-	1	10	4	8	15
Federal Offenses Without Money	M	1	-	-	-	-	-	1
	F	1	-	-	1	-	-	-
Federal Offenses With Money	M	1	-	-	-	-	-	1
	F	-	-	-	-	-	-	-
Felonies, Miscellaneous	M	624	7	19	85	108	172	233
	F	89	1	4	8	7	22	47
Misdemeanors, Miscellaneous	M	1,376	18	36	241	277	351	453
	F	239	4	4	52	50	71	58
Missing Persons	M	124	4	14	43	32	25	6
	F	123	1	8	35	34	30	15
Juvenile Non-Criminal	M	664	451	59	73	31	32	18
	F	785	410	84	127	71	60	33

JUVENILES ARRESTED BY CHARGE, SEX AND DISPOSITIONS

	ARRESTED			DISPOSITIONS							
	TOTAL	MALE	FEMALE	HANDLED WITHIN DEPT.	SOCIAL AGENCIES	GOVT. AGENCIES	PROBATION DEPT.	JUVENILE COURT	EXONERATED AND RELEASED	INSUFF. EVIDENCE RELEASED	RELEASED TO ANOTHER LAW ENF. AGENCY
TOTAL	20,698	17,306	3,392	4,496	2,036	797	402	12,097	269	758	245
PART I OFFENSES											
Criminal Homicide	48	46	2	1	-	1	-	45	1	-	-
Forcible Rape	86	86	-	6	1	1	-	67	5	5	1
Robbery	874	818	56	57	35	5	10	651	21	82	23
Aggravated Assault	853	784	69	98	43	4	4	647	9	50	2
Burglary	3,762	3,430	332	640	421	26	17	2,364	57	229	25
Larceny Theft	2,486	1,786	700	742	447	24	24	1,162	17	70	24
Grand Theft Auto	903	826	77	122	27	18	9	496	64	94	82
Arson	60	52	8	5	6	2	-	46	1	-	-
ALL OTHER OFFENSES											
Checks	4	2	2	-	-	-	-	4	-	-	-
Forgery	47	32	15	6	6	1	-	32	-	1	1
Sex Felonies	53	53	-	-	7	-	-	43	-	2	1
Sex Misd.	217	192	25	102	30	3	7	80	-	2	-
Non-Aggravated Assault	455	371	84	116	37	7	3	283	3	7	2
Weapon Laws	670	635	35	202	52	12	7	379	5	18	2
Defrauding, Misd.	19	13	6	7	1	-	-	11	-	-	-
Offenses Against Family	2	1	1	-	-	-	-	2	-	-	-
Narcotics	1,857	1,601	256	449	351	23	36	976	19	37	2
Liquor Laws	819	676	143	436	68	25	23	279	1	9	1
Drunk	1,091	918	173	475	122	8	21	475	1	9	1
Disorderly Conduct	256	231	25	95	19	4	14	137	-	-	1
Gambling	13	13	-	5	2	-	-	6	-	-	-
Drunk Driving	294	269	25	6	6	171	7	105	-	1	5
Vehicle Laws	517	487	30	70	21	265	13	135	4	2	20
Malicious Mischief	360	327	33	116	47	3	2	183	1	9	1
Warrants	137	117	20	1	-	-	22	135	-	1	-
Receiving Stolen Property	787	749	38	162	88	3	8	371	44	101	18
Fed. Offenses With Money	2	1	1	-	-	1	-	1	-	-	-
Fed. Offenses W/O Money	1	1	-	-	-	-	-	1	-	-	-
Missing Persons	247	124	123	45	35	29	97	122	2	2	12
Juvenile, Non-Criminal	1,449	664	785	64	12	116	39	1,242	1	1	13
Felonies, Misc.	713	624	89	57	39	10	6	590	3	13	1
Misdemeanors, Misc.	1,616	1,377	239	411	113	35	33	1,027	10	13	7

ARSON

	REPORTED OFFENSES	UNFOUNDED	ACTUAL OFFENSES
DEPARTMENT TOTAL			
Residential Structures	286	4	282
Commerical Structures	188	-	188
Other Structures	119	-	119
Total Structures	593	4	589
Motor Vehicles	468	1	467
Other Mobile Property	18	-	18
Total Mobile	486	1	485
Total Other	158	2	156
Grand Total	1,237	7	1,230
UNINCORPORATED AREA			
Residential Structures	174	4	170
Commerical Structures	94	-	94
Other Structures	59	-	59
Total Structures	327	4	323
Motor Vehicles	269	-	269
Other Mobile Property	11	-	11
Total Mobile	280	-	280
Total Other	87	2	85
Grand Total	694	6	688
CONTRACT CITIES			
Residential Structures	112	-	112
Commerical Structures	94	-	94
Other Structures	60	-	60
Total Structures	266	-	266
Motor Vehicles	199	1	198
Other Mobile Property	7	-	7
Total Mobile	206	1	205
Total Other	71	-	71
Grand Total	543	1	542

Chapter 2

EXECUTIVE OFFICE OF THE SHERIFF

ADMINISTRATIVE STAFF

JUNE 30, 1982

SHERMAN BLOCK, SHERIFF

THEODORE H. von MINDEN, UNDERSHERIFF

ROBERT A. EDMONDS, ASSISTANT SHERIFF

FRED E. STEMRICH, ASSISTANT SHERIFF

Austin, Garland D.	Chief, Court Services Division
Cable, Kenneth M.	Chief, Technical Services Division
Campbell, Robert D.	Chief, Custody Division
Freeman, Richard T.	Chief, Field Operations Division West
Hansen, Harry S.	Chief, Field Operations Division North
Harper, Jerry L.	Chief, Field Operations Division East
Knox, John P.	Chief, Administrative Division
Strohman, Paul A.	Chief, Detective Division
Norman, Bonnie	Director, Medical Services Bureau
Alley, William H.	Inspector, Custody Division
Brown, Roy M.	Inspector, Technical Services Division
Ciulik, Robert J.	Inspector, Detective Division
Cline, James L.	Inspector, Custody Division
Dykhouse, Lawrence E.	Inspector, Court Services Division
Foreman, Richard L.	Inspector, Administrative Division
Hammargren, John A.	Inspector, Field Operations Division East
Hanke, William R.	Inspector, Administrative Division
Hansen, Allen J.	Inspector, Technical Services Division
Kirtley, Billy E.	Inspector, Field Operations Division North
Malone, John J.	Inspector, Custody Division
Merrick, Ricardo D.	Inspector, Field Operations Division West
McNeill, Thomas E.	Inspector, Field Operations Division North
Montgomery, Clifford W.	Inspector, Detective Division
Myron, Paul E.	Inspector, Field Operations Division East
Painter, James W.	Inspector, Field Operations Division East
Preimsberger, Duane	Inspector, Field Operations Division West
Reid, William H.	Inspector, Field Operations Division East
Taylor, Oliver	Inspector, Detective Division
Villines, Elroy D.	Inspector, Custody Division
Waller, William R.	Inspector, Field Operations Division North
White, James	Inspector, Field Operations Division West

EXECUTIVE OFFICE OF THE SHERIFF

PERSONNEL ASSIGNMENTS

July 1, 1981

	TITLE	NUMBER OF POSITIONS
SHERIFF'S OFFICE	Sheriff	1
	Executive Assistant	1
	Lieutenant	2
	Deputy Sheriff, Generalist	1
	Field Deputy, Sheriff (Unclassified)	2
	Executive Secretary	1
	Senior Secretary V	2
UNDERSHERIFF'S OFFICE	Undersheriff	1
	Inspector	1
	Lieutenant	1
	Deputy Sheriff, Generalist	1
	Administrative Secretary I	2
ASSISTANT SHERIFF'S OFFICE	Assistant Sheriff (Unclassified)	2
	Lieutenant	1
	Head, Psychological Services Clinical Psychologist II	1
	Senior Stenographic Secretary	2
EXECUTIVE PLANNING COUNCIL STAFF UNIT	Sergeant	1
	Deputy Sheriff, Generalist	2
	Intermediate Typist-Clerk	1
INDUSTRIAL RELATIONS BUREAU	Captain	1
	Sergeant	2
	Stenographic Secretary	1
INSPECTIONAL SERVICES BUREAU	Captain	1
	Lieutenant	1
	Sergeant	2
	Intermediate Stenographic Secretary	1
SPECIAL INVESTIGATIONS BUREAU	Captain	2
	Lieutenant	5
	Sergeant	11
	Deputy Sheriff, Generalist	58
	Services Assistant	1
	Supervising Stenographer I	1
	Intermediate Stenographer	3

INDUSTRIAL RELATIONS BUREAU

WORKLOAD	FISCAL YEAR 1981-82	FISCAL YEAR 1980-81	PERCENT CHANGE
NUMBER OF INVESTIGATIONS			
Assigned Labor Investigations	39	105	- 63
Responses to Strikes/Disputes	1016	1881	- 46
Individuals Contacted at Strike Locations	5484	13314	- 59
Management	1692	2854	- 41
Labor	3785	10460	- 64
PERSONAL CONTACTS			
Labor Officials	5932	12074	- 51
Management Representatives	1386	3543	- 61
Public Appearances in Behalf of the Sheriff	10	62	- 84
Number of People in Attendance	3606	9291	- 61
Governmental Agencies	94	703	- 87
SERVICES RENDERED - OTHER AGENCIES			
Information Responses	144	220	- 35
In-person Responses	40	136	- 71
ASSISTANCE - INTRADEPARTMENTAL			
Information Liaison	174	329	- 47
Investigations	28	69	- 59
Departmental Appearances	36	4	+ 800
Number of People in Attendance	5575	815	+ 584

Chapter 3

FIELD OPERATIONS DIVISION EAST

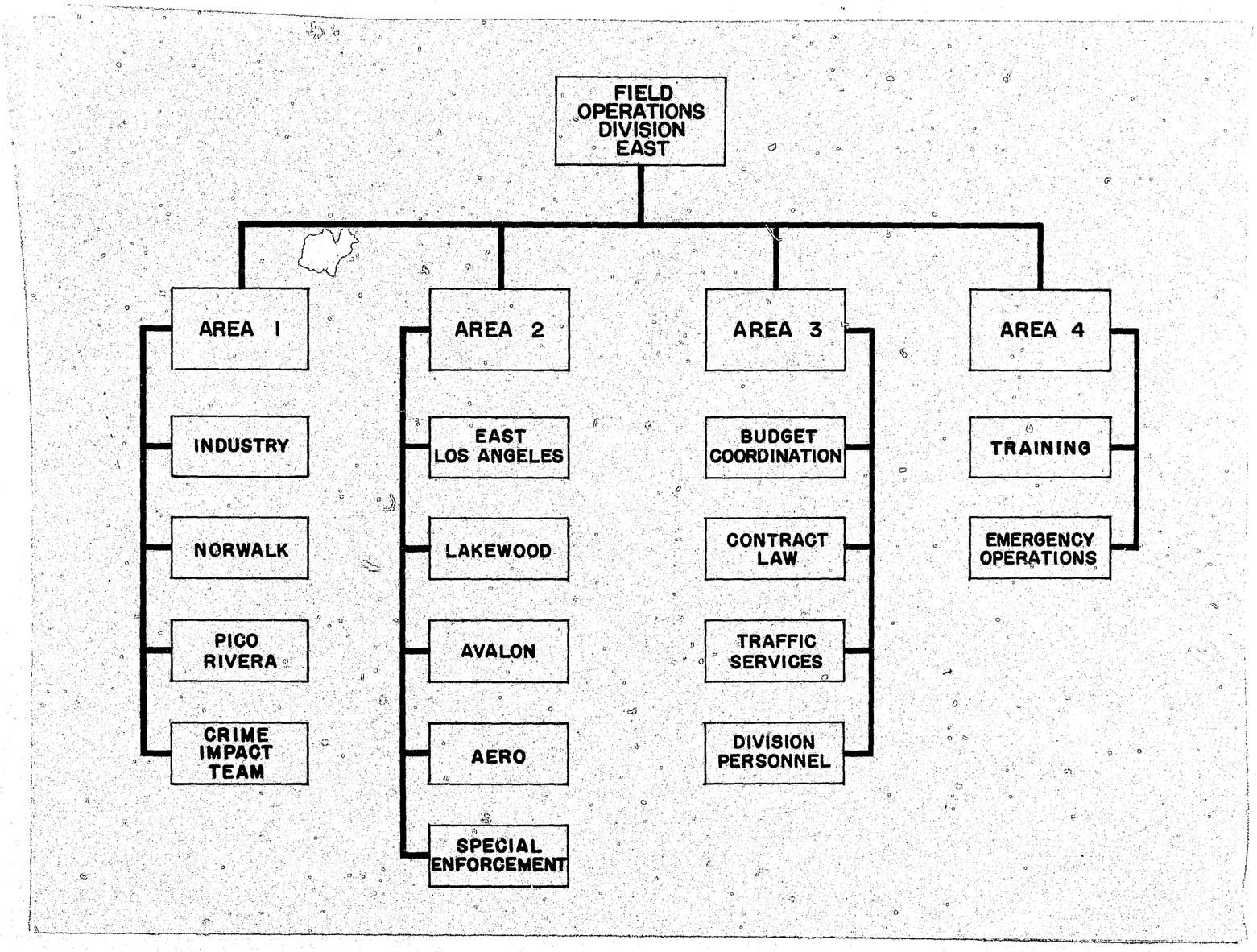
FIELD OPERATIONS DIVISION EAST
AREA 1
AREA 2
AREA 3
AREA 4
INDUSTRY
NORWALK
PICO RIVERA
CRIME IMPACT TEAM
EAST LOS ANGELES
LAKEWOOD
AVALON
AERO
SPECIAL ENFORCEMENT
BUDGET COORDINATION
CONTRACT LAW
TRAFFIC SERVICES
DIVISION PERSONNEL
TRAINING
EMERGENCY OPERATIONS

BUDGETED PERSONNEL FOR FIELD OPERATIONS DIVISION EAST

	DIVISION ADMINISTRATION	AERO BUREAU	AVALON STATION	CONTRACT LAW ENFORCEMENT BUREAU	EAST LOS ANGELES STATION	EMERGENCY OPERATIONS	INDUSTRY STATION	LAKEWOOD STATION	NORWALK STATION	PICO RIVERA STATION	SPECIAL ENFORCEMENT BUREAU
CHIEF	1										
INSPECTOR	4										
CAPTAIN		1		1	1	1	1	1	1	1	1
LIEUTENANT	2	2	1	1	9	1	8	8	9	5	3
SERGEANT	8	5	1	1	32	5	41	40	33	16	13
DEPUTY SHERIFF, GENERALIST	13	26	7		154	1	226	210	188	77	80
HELICOPTER MECHANIC SUPERVISOR		1									
SENIOR HELICOPTER MECHANIC		2									
HELICOPTER MECHANIC		7									
STAFF ASSISTANT I				1							
SERVICES ASSISTANT SHERIFF		1			2	2	2	2	2	1	2
SUPERVISING SHERIFF STATION CLERK					1		1	1	1	1	
SENIOR SECRETARY V	1										
PARKING CONTROL OFFICER					2			5	1		
SHERIFF'S DISPATCHER II						1					
SHERIFF STATION CLERK II			1		16		16	21	17	7	
SENIOR CLERK SECRETARY V	2	1		1	1	1	1	1	1	1	1
INTERMEDIATE STENOGRAPHER		1				1					2
STATISTICAL CLERK								1	1		
LAW ENFORCEMENT INTERN			1		2		2	2	2	2	
TOTAL	31	47	11	5	220	13	298	292	256	111	102

FIELD OPERATIONS DIVISION EAST

SYNOPSIS

	FISCAL YEAR 1981-82	FISCAL YEAR 1980-81	PERCENT CHANGE
PART I OFFENSES			
Crime Rate per 10,000 Population	620.06	659.89	- 5
NUMBER OF CASES HANDLED			
Criminal Homicide	86	116	- 26
Forcible Rape	353	382	- 8
Robbery	2,629	2,806	- 6
Aggravated Assault	4,969	4,940	+ 1
Burglary	17,392	18,608	- 7
Larceny Theft	22,387	23,396	- 4
Grand Theft Auto	5,719	5,891	- 3
Arson	432	511	- 15
TOTAL CASES HANDLED	112,074	111,777	-
ADULT ARRESTS	33,332	30,287	+ 10
JUVENILE ARRESTS	8,917	9,618	- 7
CASE ASSIGNMENTS TO ADULT DETECTIVES	72,677	65,669	+ 11
CASE ASSIGNMENTS TO JUVENILE DETECTIVES	6,941	19,262	- 64

	AREA IN SQUARE MILES	POPULATION 1981-82	CRIME RATE PER 10,000 PART I OFFENSES 1981-82	1980-81	PERCENT CHANGE
Total Area	343.44	870,352	620.06	650.89	- 5
Unincorporated Area	240.60	378,192	467.12	474.86	- 2
Contract Cities	102.84	492,160	737.59	782.55	- 6

	1981-82 CASES	1980-81 CASES	1981-82 RATE PER 10,000	1980-81 RATE PER 10,000	PERCENT CHANGE
Criminal Homicide	86	116	.99	1.33	- 26
Forcible Rape	353	382	4.06	4.39	- 8
Robbery	2,629	2,806	30.21	32.24	- 6
Aggravated Assault	4,969	4,940	57.09	56.76	+ 1
Burglary	17,392	18,608	199.83	213.80	- 7
Larceny Theft	22,387	23,396	257.22	268.81	- 4
Grand Theft Auto	5,719	5,891	65.71	67.69	- 3
Arson	432	511	4.96	5.87	- 16
Total	53,967	56,650	620.06	650.89	- 5

FIELD OPERATIONS DIVISION EAST

MOST FREQUENT CASES HANDLED

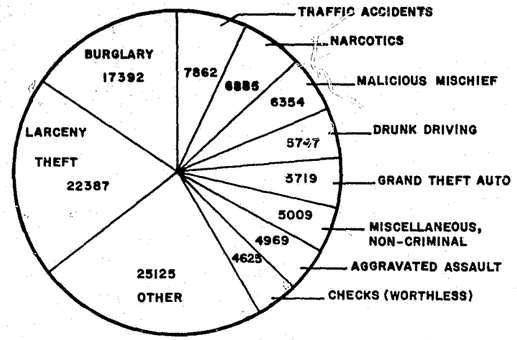

CASES HANDLED BY LOCATION

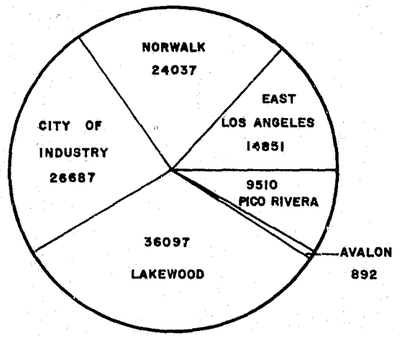

MOST FREQUENT ARRESTS

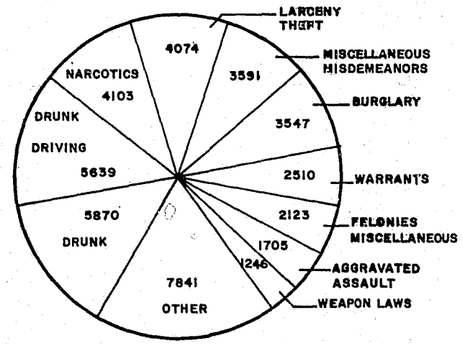

CRIME RATE

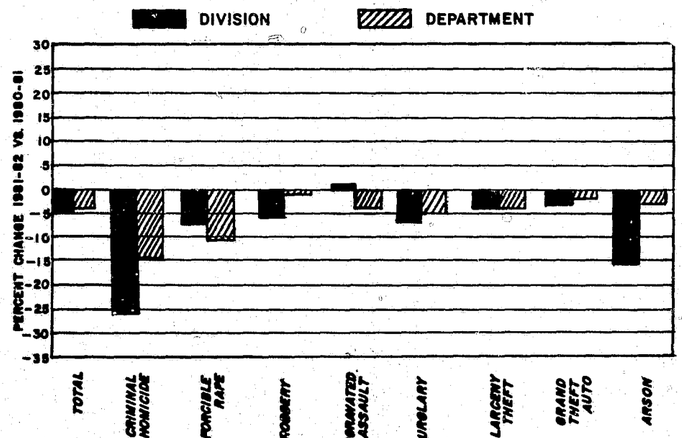

FIELD OPERATIONS DIVISION EAST

	CASES AND ARRESTS			CASE ASSIGNMENTS	
	CASES HANDLED	ADULTS ARRESTED	JUVENILES ARRESTED	ADULT DETECTIVES	JUVENILE DETECTIVES
FISCAL YEAR 1981-82	112,074	33,332	8,917	72,677	6,941
FISCAL YEAR 1980-81	111,777	30,287	9,618	65,669	19,262
FISCAL YEAR 1979-80	113,790	29,175	10,068	63,698	23,845
% CHANGE LAST TWO YEARS	-	+10	- 7	+11	-64
PART I CRIME OFFENSES					
Criminal Homicide	86	76	24	-	-
Forcible Rape	353	83	22	297	54
Robbery	2,629	750	274	2,568	92
Aggravated Assault	4,969	1,334	371	4,685	97
Burglary	17,392	1,991	1,556	17,260	314
Larceny Theft	22,387	2,769	1,305	18,803	3,423
Grand Theft Auto	5,719	545	319	6,052	31
Arson	432	23	27	38	2
Sub-Total	53,967	7,571	3,898	49,703	4,013
ALL OTHER OFFENSES					
Checks (Worthless)	4,625	50	1	4,582	-
Forgery	378	172	20	149	8
Sex Felonies	259	112	15	156	29
Sex Misdemeanors	835	236	92	589	141
Assaults, Non-Aggravated	2,452	841	197	2,287	121
Weapon Laws	1,354	937	309	957	59
Defrauding, Misdemeanor	155	39	9	111	6
Offenses Against Family	68	9	-	54	9
Narcotics	6,885	3,316	787	675	114
Liquor Laws	1,048	336	367	214	77
Drunk	4,489	5,319	551	397	74
Disorderly Conduct	1,595	173	146	969	260
Loitering	37	-	-	20	10
Gambling	32	39	-	-	-
Drunk Driving	5,747	5,519	120	134	16
Vehicle Laws	1,823	756	245	458	45
Malicious Mischief	6,354	134	167	4,960	1,106
Warrants	-	2,440	70	-	-
Receiving Stolen Property	353	590	355	541	49
Federal Offenses W/O Money	84	12	-	77	1
Federal Offenses With Money	40	-	1	42	-
Felonies, Miscellaneous	738	1,846	277	684	26
Misdemeanors, Miscellaneous	878	2,885	706	313	35
Sub-Total	40,229	25,761	4,435	18,369	2,186
NON-CRIMINAL					
Persons Missing	2,372	-	54	1,511	455
Juvenile, Non-Criminal	95	-	530	65	22
Commitments	-	-	-	-	-
Miscellaneous, Non-Criminal	5,009	-	-	2,644	251
Suicide and Attempt	312	-	-	241	1
Mentally Ill	653	-	-	21	-
Accidents, Traffic	7,862	-	-	-	-
Accidents, Miscellaneous	1,095	-	-	123	13
Persons Dead	480	-	-	-	-
Sub-Total	17,878	-	584	4,605	742

FIELD OPERATIONS DIVISION EAST

PART I OFFENSES CLEARED

ACTUAL KNOWN OFFENSES	STATION TOTAL
TOTAL PART I OFFENSES	53,828
Number Cleared	7,947
Percent Cleared	14.8
CRIMINAL HOMICIDE	83
Number Cleared	54
Percent Cleared	65.1
FORCIBLE RAPE	353
Number Cleared	145
Percent Cleared	41.1
ROBBERY	2,627
Number Cleared	591
Percent Cleared	22.5
AGGRAVATED ASSAULT	4,965
Number Cleared	2,842
Percent Cleared	57.2
BURGLARY	17,378
Number Cleared	1,833
Percent Cleared	10.6
LARCENY THEFT	22,372
Number Cleared	2,081
Percent Cleared	9.3
GRAND THEFT AUTO	5,618
Number Cleared	401
Percent Cleared	7.1

STOLEN AND RECOVERED PROPERTY

	AMOUNT STOLEN	AMOUNT RECOVERED	PERCENT
TOTAL	$58,875,255	$8,364,432	14.2
Robbery	2,454,635	175,040	7.1
Burglary	23,914,841	850,456	3.6
Larceny Theft	10,980,952	634,869	5.8
Auto Theft	21,471,586	6,693,419	31.2
Rape	53,241	10,648	20.0

FIELD OPERATIONS DIVISION EAST

TRAFFIC ACCIDENT AND ENFORCEMENT SUMMARY

	TRAFFIC ACCIDENTS	
	1981-82	1980-81
TOTAL	7,863	7,543
Fatality	101	36
Injury	3,227	3,465
Non-Injury	4,535	4,042

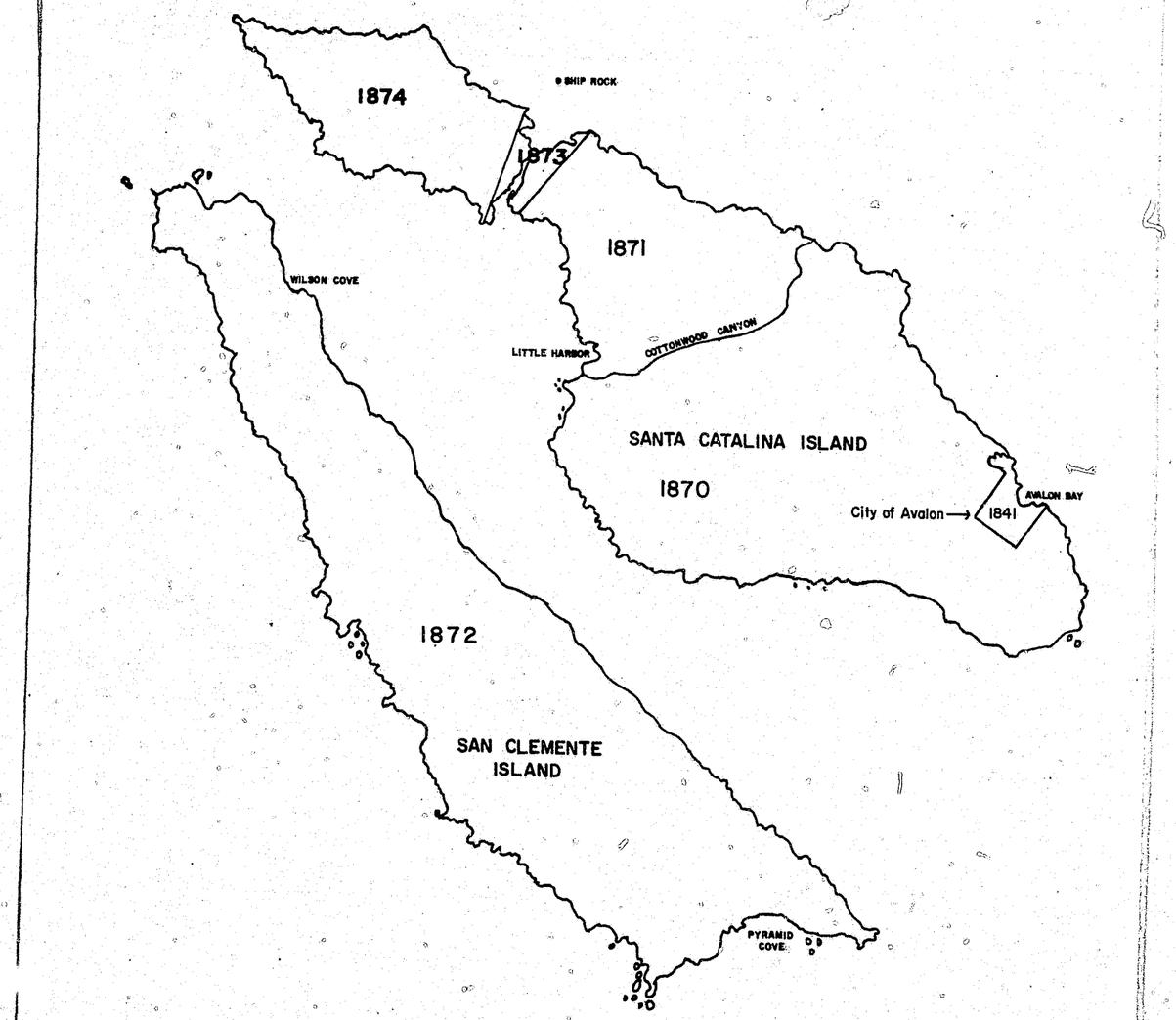

AVALON STATION

SYNOPSIS

	FISCAL YEAR 1981-82	FISCAL YEAR 1980-81	PERCENT CHANGE
PART I OFFENSES			
Crime Rate per 10,000 Population	952.80	1,180.07	- 19
NUMBER OF CASES HANDLED			
Criminal Homicide	-	-	-
Forcible Rape	-	4	- 100
Robbery	-	-	-
Aggravated Assault	19	26	- 27
Burglary	38	67	- 43
Larceny Theft	150	162	- 7
Grand Theft Auto	8	7	+ 14
Arson	3	4	- 25
TOTAL CASES HANDLED	892	965	- 8
ADULT ARRESTS	213	349	- 39
JUVENILE ARRESTS	31	54	- 43
CASE ASSIGNMENTS TO ADULT DETECTIVES	576	668	- 14
CASE ASSIGNMENTS TO JUVENILE DETECTIVES	66	41	+ 61

	AREA IN SQUARE MILES	POPULATION 1981-82	CRIME RATE PER 10,000 PART I OFFENSES 1981-82	1980-81	PERCENT CHANGE
Total	131.23	2,288	952.80	1,180.07	- 19
Unincorporated Area	129.98	259	135.14	173.75	- 22
Avalon	1.25	2,029	901.92	1,108.92	- 19

	1981-82 CASES	1980-81 CASES	1981-82 RATE PER 10,000	1980-81 RATE PER 10,000	PERCENT CHANGE
Criminal Homicide	-	-	-	-	-
Forcible Rape	-	4	-	17.48	-
Robbery	-	-	-	-	-
Aggravated Assault	19	26	83.04	113.64	- 27
Burglary	38	67	166.08	292.83	- 43
Larceny Theft	150	162	655.59	708.04	- 7
Grand Theft Auto	8	7	34.97	30.59	+ 14
Arson	3	4	13.11	17.48	- 25
Total	218	270	952.80	1,180.07	- 19

AVALON STATION

MOST FREQUENT CASES HANDLED

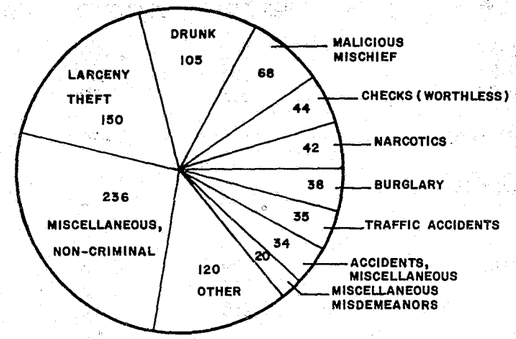

CASES HANDLED BY LOCATION

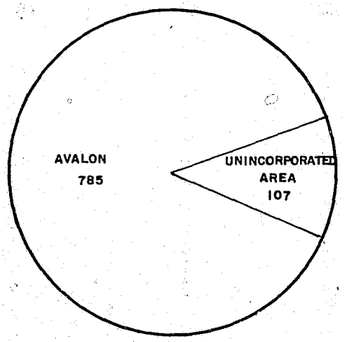

MOST FREQUENT ARRESTS

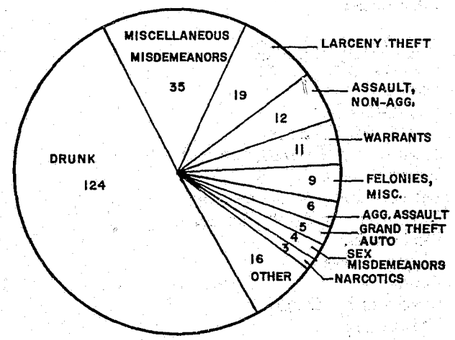

CRIME RATE

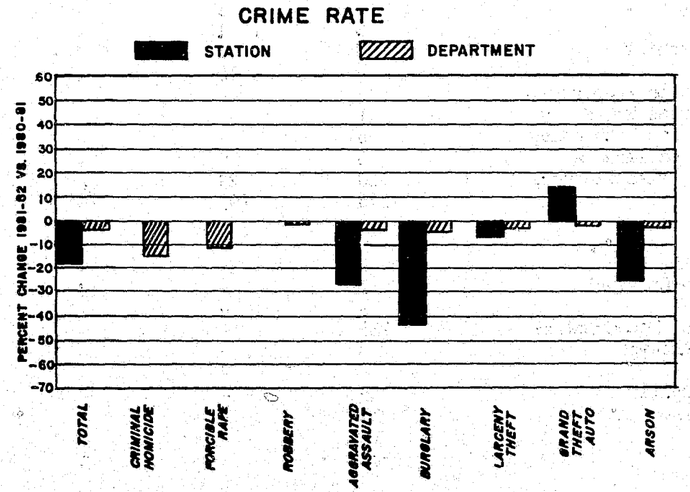

AVALON STATION

	CASES AND ARRESTS			CASE ASSIGNMENTS	
	CASES HANDLED	ADULTS ARRESTED	JUVENILES ARRESTED	ADULT DETECTIVES	JUVENILE DETECTIVES
FISCAL YEAR 1981-82	892	213	31	576	66
FISCAL YEAR 1980-81	965	349	54	668	41
FISCAL YEAR 1979-80	813	210	31	512	65
% CHANGE LAST TWO YEARS	- 8	-39	-43	-14	+61
PART I CRIME OFFENSES					
Criminal Homicide	-	-	-	-	-
Forcible Rape	-	-	-	-	-
Robbery	-	-	-	-	-
Aggravated Assault	19	6	-	19	-
Burglary	38	2	-	37	2
Larceny Theft	150	11	8	119	31
Grand Theft Auto	8	1	4	14	-
Arson	3	-	-	-	-
Sub-Total	218	20	12	189	33
ALL OTHER OFFENSES					
Checks (Worthless)	44	-	-	44	-
Forgery	4	1	-	2	-
Sex Felonies	-	-	-	-	-
Sex Misdemeanors	3	4	-	-	1
Assaults, Non-Aggravated	16	12	-	14	1
Weapon Laws	3	2	-	1	1
Defrauding, Misdemeanor	1	-	-	-	-
Offenses Against Family	-	-	-	-	-
Narcotics	42	2	1	8	3
Liquor Laws	15	1	1	-	1
Drunk	105	119	5	2	4
Disorderly Conduct	7	1	-	5	-
Loitering	-	-	-	-	-
Gambling	1	-	-	-	-
Drunk Driving	1	1	-	-	-
Vehicle Laws	6	1	-	1	2
Malicious Mischief	68	1	2	55	14
Warrants	-	10	1	-	-
Receiving Stolen Property	-	-	-	1	-
Federal Offenses W/O Money	1	-	-	1	-
Federal Offenses With Money	6	-	-	6	-
Felonies, Miscellaneous	3	9	-	3	-
Misdemeanors, Miscellaneous	20	29	6	9	-
Sub-Total	346	193	16	152	27
NON-CRIMINAL					
Persons Missing	7	-	-	3	2
Juvenile, Non-Criminal	1	-	3	-	2
Commitments	-	-	-	-	-
Miscellaneous, Non-Criminal	236	-	-	223	-
Suicide and Attempt	3	-	-	-	-
Mentally Ill	-	-	-	-	-
Accidents, Traffic	35	-	-	-	-
Accidents, Miscellaneous	34	-	-	9	2
Persons Dead	12	-	-	-	-
Sub-Total	328	-	3	235	6

AVALON STATION

	Avalon-Unincorporated			City of Avalon		
	CASES HANDLED	ADULTS ARRESTED	JUVENILES ARRESTED	CASES HANDLED	ADULTS ARRESTED	JUVENILES ARRESTED
FISCAL YEAR 1981-82	107	7	2	785	206	29
FISCAL YEAR 1980-81	111	18	2	854	331	52
FISCAL YEAR 1979-80	85	12	2	728	198	29
% CHANGE LAST TWO YEARS	- 4	-61	-	- 8	-38	-44
PART I CRIME OFFENSES						
Criminal Homicide	-	-	-	-	-	-
Forcible Rape	-	-	-	-	-	-
Robbery	-	-	-	-	-	-
Aggravated Assault	1	-	-	18	6	-
Burglary	6	-	-	32	2	-
Larceny Theft	26	-	-	124	11	8
Grand Theft Auto	1	-	-	7	1	4
Arson	1	-	-	2	-	-
Sub-Total	35	-	-	183	20	12
ALL OTHER OFFENSES						
Checks (Worthless)	2	-	-	42	-	-
Forgery	-	-	-	4	1	-
Sex Felonies	-	-	-	-	-	-
Sex Misdemeanors	-	-	-	3	4	-
Assaults, Non-Aggravated	-	-	-	16	12	-
Weapon Laws	2	-	-	1	2	-
Defrauding, Misdemeanor	-	-	-	1	-	-
Offenses Against Family	-	-	-	-	-	-
Narcotics	3	-	1	39	2	-
Liquor Laws	-	-	-	15	1	1
Drunk	3	2	1	102	117	4
Disorderly Conduct	-	-	-	7	1	-
Loitering	-	-	-	-	-	-
Gambling	-	-	-	1	-	-
Drunk Driving	1	-	-	-	1	-
Vehicle Laws	-	-	-	6	1	-
Malicious Mischief	5	-	-	63	1	2
Warrants	-	1	-	-	9	1
Receiving Stolen Property	-	-	-	-	-	-
Federal Offenses W/O Money	-	-	-	1	-	-
Federal Offenses With Money	-	-	-	6	-	-
Felonies, Miscellaneous	-	-	-	3	9	-
Misdemeanors, Miscellaneous	6	4	-	14	25	6
Sub-Total	22	7	2	324	186	14
NON-CRIMINAL						
Persons Missing	3	-	-	4	-	-
Juvenile, Non-Criminal	-	-	-	1	-	3
Commitments	-	-	-	-	-	-
Miscellaneous, Non-Criminal	16	-	-	220	-	-
Suicide and Attempt	-	-	-	3	-	-
Mentally Ill	-	-	-	-	-	-
Accidents, Traffic	-	-	-	35	-	-
Accidents, Miscellaneous	26	-	-	8	-	-
Persons Dead	5	-	-	7	-	-
Sub-Total	50	-	-	278	-	3

AVALON STATION
OFFENSES BY REPORTING DISTRICT

	Avalon	Unincorporated				
	1841	1870	1871	1872	1873	1874
PART I CRIME OFFENSES						
Criminal Homicide	-	-	-	-	-	-
Forcible Rape	-	-	-	-	-	-
Robbery	-	-	-	-	-	-
Aggravated Assault	18	1	-	-	-	-
Burglary	32	6	-	-	-	-
Larceny Theft	124	11	2	-	10	3
Grand Theft Auto	7	1	-	-	-	-
Arson	2	-	-	-	-	1
Sub-Total	183	19	2	-	10	4
ALL OTHER OFFENSES						
Checks (Worthless)	42	2	-	-	-	-
Forgery	4	-	-	-	-	-
Sex Felonies	-	-	-	-	-	-
Sex Misdemeanors	3	-	-	-	-	-
Assaults, Non-Aggravated	16	-	-	-	-	-
Weapons Laws	1	2	-	-	-	-
Defrauding, Misdemeanors	1	-	-	-	-	-
Offenses Against Family	-	-	-	-	-	-
Narcotics	39	2	-	-	1	-
Liquor Laws	15	-	-	-	-	-
Drunk	102	1	-	-	2	-
Disorderly Conduct	7	-	-	-	-	-
Loitering	-	-	-	-	-	-
Gambling	1	-	-	-	-	-
Drunk Driving	-	1	-	-	-	-
Vehicle Laws	6	-	-	-	-	-
Malicious Mischief	63	1	1	-	3	-
Warrants	-	-	-	-	-	-
Receiving Stolen Property	-	-	-	-	-	-
Federal Offenses W/O Money	1	-	-	-	-	-
Federal Offenses With Money	6	-	-	-	-	-
Felonies, Miscellaneous	3	-	-	-	-	-
Misdemeanors, Miscellaneous	14	5	1	-	-	-
Sub-Total	324	14	2	-	6	-
NON-CRIMINAL						
Persons Missing	4	2	-	-	-	1
Juvenile, Non-Criminal	1	-	-	-	-	-
Commitments	-	-	-	-	-	-
Miscellaneous, Non-Criminal	220	9	2	-	4	1
Suicide and Attempt	3	-	-	-	-	-
Mentally Ill	-	-	-	-	-	-
Accidents, Traffic	35	-	-	-	-	-
Accidents, Miscellaneous	8	10	5	2	5	4
Persons Dead	7	0	0	2	2	1
Sub-Total	278	21	7	4	11	7

AVALON STATION

PART I OFFENSES CLEARED

ACTUAL KNOWN OFFENSES	STATION TOTAL	UNINCORPORATED	AVALON
TOTAL PART I OFFENSES	218	35	183
Number Cleared	11	-	11
Percent Cleared	5.1	-	6.0
CRIMINAL HOMICIDE	-	-	-
Number Cleared	-	-	-
Percent Cleared	-	-	-
FORCIBLE RAPE	-	-	-
Number Cleared	-	-	-
Percent Cleared	-	-	-
ROBBERY	-	-	-
Number Cleared	-	-	-
Percent Cleared	-	-	-
AGGRAVATED ASSAULT	19	1	18
Number Cleared	7	-	7
Percent Cleared	36.8	-	38.9
BURGLARY	38	6	32
Number Cleared	1	-	1
Percent Cleared	2.6	-	3.1
LARCENY THEFT	150	26	124
Number Cleared	2	-	2
Percent Cleared	1.3	-	1.6
GRAND THEFT AUTO	8	1	7
Number Cleared	1	-	1
Percent Cleared	12.5	-	14.3

STOLEN AND RECOVERED PROPERTY

	AMOUNT STOLEN	AMOUNT RECOVERED	PERCENT
TOTAL	$149,417	$39,246	26.3
Robbery	-	-	-
Burglary	9,724	1	-
Larceny Theft	125,543	28,495	22.7
Auto Theft	14,150	10,750	76.0
Rape	-	-	-

AVALON STATION

TRAFFIC ACCIDENT AND ENFORCEMENT SUMMARY

	TRAFFIC ACCIDENTS	
	1981-82	1980-81
STATION TOTAL		
Total	35	23
Fatality	-	-
Injury	18	15
Non-Injury	17	8
AVALON		
Total	35	23
Fatality	-	-
Injury	18	15
Non-Injury	17	8

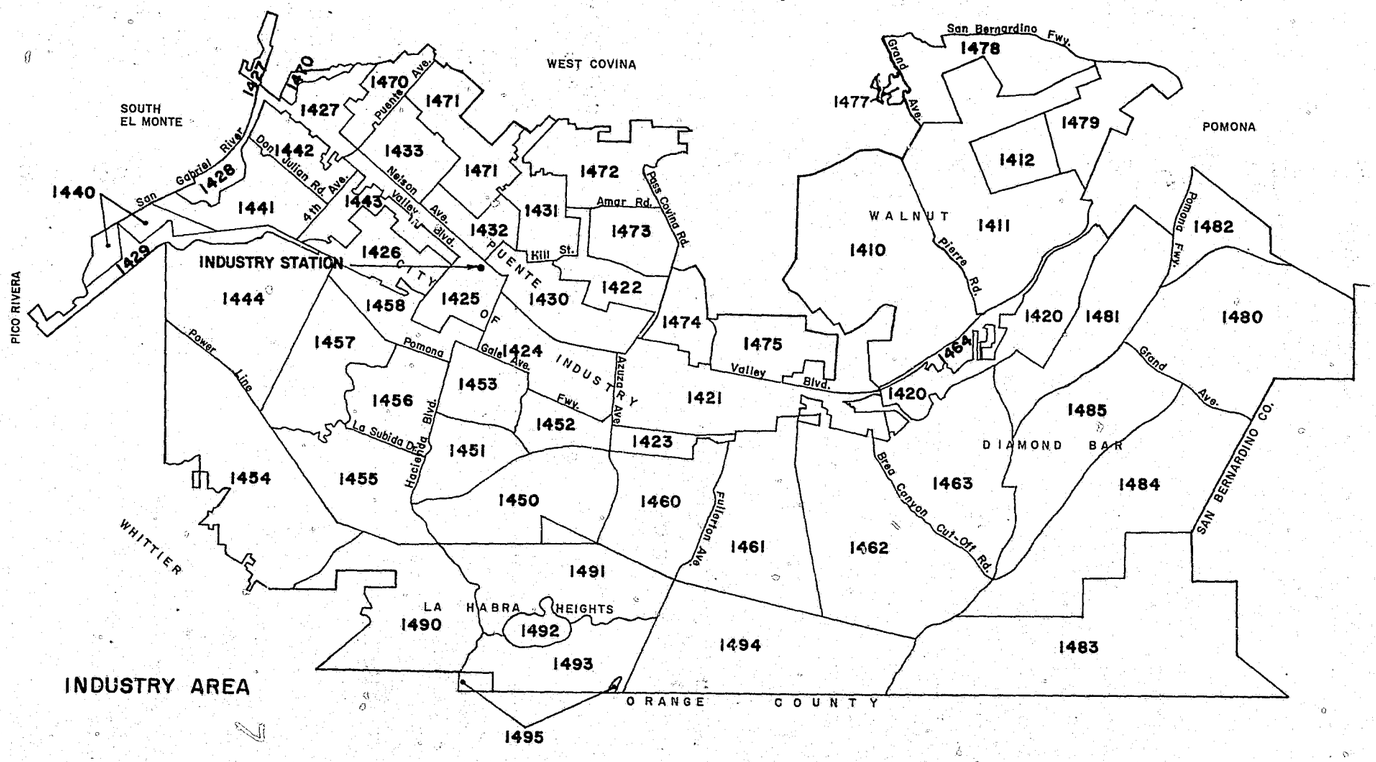
SOUTH EL MONTE
WEST COVINA
POMONA
WALNUT
DIAMOND BAR
INDUSTRY STATION
INDUSTRY AREA
LA HABRA HEIGHTS
WHITTIER
PICO RIVERA
ORANGE COUNTY
SAN BERNARDINO CO.
San Gabriel River
Pomona Fwy.
San Bernardino Fwy.
Grand Ave.
Valley Blvd.
Amar Rd.
Nelson Ave.
Workman Mill Rd.
Puente Ave.
Azusa Ave.
Fullerton Ave.
Brea Canyon Cut-Off Rd.
Hacienda Blvd.
La Subida Dr.
Power Line
1410
1411
1412
1420
1421
1422
1423
1424
1425
1426
1427
1428
1429
1430
1431
1432
1433
1440
1441
1442
1443
1444
1450
1451
1452
1453
1454
1455
1456
1457
1458
1460
1461
1462
1463
1464
1470
1471
1472
1473
1474
1475
1477
1478
1479
1480
1481
1482
1483
1484
1485
1490
1491
1492
1493
1494
1495

INDUSTRY STATION

SYNOPSIS

	FISCAL YEAR 1981-82	FISCAL YEAR 1980-81	PERCENT CHANGE
PART I OFFENSES			
Crime Rate per 10,000 Population	604.80	610.01	- 1
NUMBER OF CASES HANDLED			
Criminal Homicide	20	23	- 13
Forcible Rape	105	77	+ 36
Robbery	513	488	+ 5
Aggravated Assault	1,091	1,081	+ 1
Burglary	5,031	5,160	- 3
Larceny Theft	5,918	5,987	- 1
Grand Theft Auto	1,233	1,201	+ 3
Arson	130	145	- 10
TOTAL CASES HANDLED	26,687	25,867	+ 3
ADULT ARRESTS	7,136	6,233	+ 14
JUVENILE ARRESTS	2,322	2,334	- 1
CASE ASSIGNMENTS TO ADULT DETECTIVES	19,702	15,794	+ 25
CASE ASSIGNMENTS TO JUVENILE DETECTIVES	531	4,722	- 89

	AREA IN SQUARE MILES	POPULATION 1981-82	CRIME RATE PER 10,000 PART I OFFENSES 1981-82	1980-81	PERCENT CHANGE
Total Area	110.89	232,159	604.80	610.01	- 1
Unincorporated Area	81.56	183,481	460.92	478.41	- 4
City of Industry	10.76	806	28,709.68	27,655.09	+ 4
La Puente	3.45	30,893	811.83	799.53	+ 2
Walnut	8.73	12,360	478.96	431.23	+ 11
La Habra Heights	6.39	4,619	368.05	329.08	+ 12

	1981-82 CASES	1980-81 CASES	1981-82 RATE PER 10,000	1980-81 RATE PER 10,000	PERCENT CHANGE
Criminal Homicide	20	23	.86	.99	- 13
Forcible Rape	105	77	4.52	3.23	+ 40
Robbery	513	488	22.10	21.02	+ 5
Aggravated Assault	1,091	1,081	46.99	46.56	+ 1
Burglary	5,031	5,160	216.70	222.26	- 3
Larceny Theft	5,918	5,987	254.91	257.88	- 1
Grand Theft Auto	1,233	1,201	53.11	51.73	+ 3
Arson	130	145	5.60	6.25	- 10
Total	14,041	14,162	604.80	610.01	- 1

CITY OF INDUSTRY STATION

MOST FREQUENT CASES HANDLED

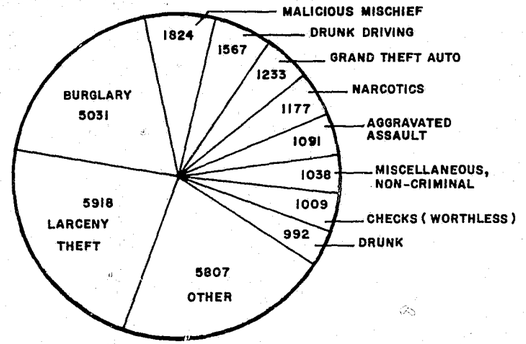

CASES HANDLED BY LOCATION



MOST FREQUENT ARRESTS

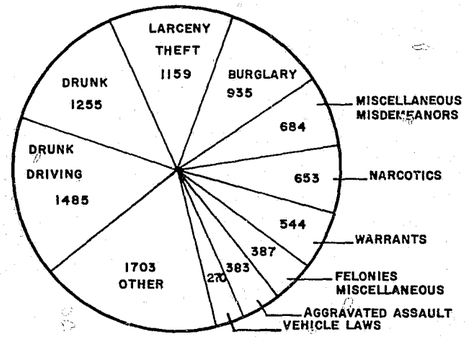

CRIME RATE

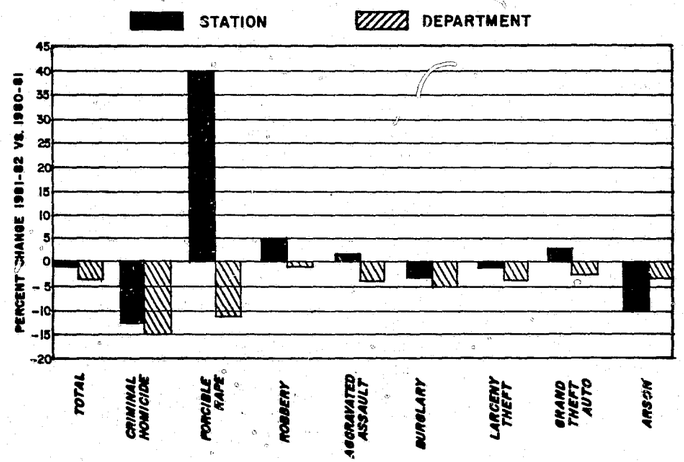

INDUSTRY STATION

	CASES AND ARRESTS			CASE ASSIGNMENTS	
	CASES HANDLED	ADULTS ARRESTED	JUVENILES ARRESTED	ADULT DETECTIVES	JUVENILE DETECTIVES
FISCAL YEAR 1981-82	26,687	7,136	2,322	19,702	531
FISCAL YEAR 1980-81	25,867	6,233	2,334	15,794	4,722
FISCAL YEAR 1979-80	25,088	5,727	2,511	13,544	7,019
% CHANGE LAST TWO YEARS	+ 3	+14	- 1	+25	-89
PART I CRIME OFFENSES					
Criminal Homicide	20	20	4	-	-
Forcible Rape	105	22	7	104	-
Robbery	513	139	48	511	1
Aggravated Assault	1,091	269	114	1,051	-
Burglary	5,031	458	477	5,041	23
Larceny Theft	5,918	746	414	5,487	417
Grand Theft Auto	1,233	103	50	1,291	1
Arson	130	8	16	13	-
Sub-Total	14,041	1,765	1,129	13,498	442
ALL OTHER OFFENSES					
Checks (Worthless)	1,009	18	-	1,010	-
Forgery	67	29	9	32	-
Sex Felonies	58	28	3	42	-
Sex Misdemeanors	199	40	22	174	4
Assaults, Non-Aggravated	572	172	45	553	-
Weapon Laws	258	156	86	193	-
Defrauding, Misdemeanor	40	13	2	30	-
Offenses Against Family	13	1	-	11	-
Narcotics	1,177	473	180	144	4
Liquor Laws	246	67	81	58	-
Drunk	992	1,140	115	113	-
Disorderly Conduct	438	55	47	352	6
Loitering	4	-	-	3	-
Gambling	3	4	-	-	-
Drunk Driving	1,567	1,454	31	39	2
Vehicle Laws	828	171	99	182	-
Malicious Mischief	1,824	29	42	1,753	7
Warrants	-	527	17	-	-
Receiving Stolen Property	69	135	105	137	-
Federal Offenses W/O Money	25	3	-	25	-
Federal Offenses With Money	9	-	-	10	-
Felonies, Miscellaneous	194	315	72	187	-
Misdemeanors, Miscellaneous	231	541	143	107	1
Sub-Total	9,823	5,371	1,099	5,155	24
NON-CRIMINAL					
Persons Missing	554	-	1	399	15
Juvenile, Non-Criminal	13	-	93	11	-
Commitments	-	-	-	-	-
Miscellaneous, Non-Criminal	1,038	-	-	562	50
Suicide and Attempt	67	-	-	52	-
Mentally Ill	45	-	-	3	-
Accidents, Traffic	885	-	-	-	-
Accidents, Miscellaneous	116	-	-	22	-
Persons Dead	105	-	-	-	-
Sub-Total	2,823	-	94	1,049	65

INDUSTRY STATION

	Industry-Unincorporated			City of Walnut		
	CASES HANDLED	ADULTS ARRESTED	JUVENILES ARRESTED	CASES HANDLED	ADULTS ARRESTED	JUVENILES ARRESTED
FISCAL YEAR 1981-82	15,173	3,444	1,206	1,092	163	94
FISCAL YEAR 1980-81	14,985	3,127	1,248	939	175	86
FISCAL YEAR 1979-80	14,163	2,861	1,349	975	171	76
% CHANGE LAST TWO YEARS	+ 1	+10	- 4	+16	- 7	+ 9
PART I CRIME OFFENSES						
Criminal Homicide	10	9	2	-	1	-
Forcible Rape	67	18	3	6	-	-
Robbery	300	83	22	16	1	-
Aggravated Assault	702	157	65	35	5	5
Burglary	3,620	218	277	204	9	19
Larceny Theft	2,981	171	93	273	1	4
Grand Theft Auto	707	58	24	53	1	-
Arson	70	7	4	5	-	5
Sub-Total	8,457	721	490	592	18	33
ALL OTHER OFFENSES						
Checks (Worthless)	485	5	-	45	-	-
Forgery	28	6	3	1	-	-
Sex Felonies	44	18	3	3	2	-
Sex Misdemeanors	120	21	7	7	-	1
Assaults, Non-Aggravated	396	110	31	14	4	-
Weapon Laws	159	89	65	7	7	2
Defrauding, Misdemeanor	12	6	-	1	-	-
Offenses Against Family	8	1	-	-	-	-
Narcotics	621	234	99	32	5	11
Liquor Laws	135	44	48	10	-	2
Drunk	519	576	63	48	55	7
Disorderly Conduct	341	40	36	18	-	-
Loitering	-	-	-	-	-	-
Gambling	1	3	-	-	-	-
Drunk Driving	726	697	14	16	13	1
Vehicle Laws	344	73	53	33	6	3
Malicious Mischief	1,222	21	27	96	-	5
Warrants	-	241	8	-	27	1
Receiving Stolen Property	39	73	50	2	-	8
Federal Offenses W/O Money	4	2	-	1	-	-
Federal Offenses With Money	6	-	-	-	-	-
Felonies, Miscellaneous	82	189	50	9	8	5
Misdemeanors, Miscellaneous	134	274	101	17	18	7
Sub-Total	5,426	2,723	658	360	145	53
NON-CRIMINAL						
Persons Missing	441	-	1	30	-	-
Juvenile, Non-Criminal	8	-	57	1	-	8
Commitments	-	-	-	-	-	-
Miscellaneous, Non-Criminal	671	-	-	47	-	-
Suicide and Attempt	48	-	-	-	-	-
Mentally Ill	32	-	-	1	-	-
Accidents, Traffic	-	-	-	54	-	-
Accidents, Miscellaneous	20	-	-	5	-	-
Persons Dead	70	-	-	2	-	-
Sub-Total	1,290	-	58	140	-	8

INDUSTRY STATION

	City of Industry			City of La Puente		
	CASES HANDLED	ADULTS ARRESTED	JUVENILES ARRESTED	CASES HANDLED	ADULTS ARRESTED	JUVENILES ARRESTED
FISCAL YEAR 1981-82	4,350	1,415	513	5,611	2,005	490
FISCAL YEAR 1980-81	3,974	1,041	475	5,511	1,773	494
FISCAL YEAR 1979-80	4,303	1,085	530	5,132	1,468	513
% CHANGE LAST TWO YEARS	+ 9	+36	+ 8	+ 2	+13	- 1
PART I CRIME OFFENSES						
Criminal Homicide	3	2	1	7	8	1
Forcible Rape	8	-	-	23	4	4
Robbery	70	11	3	126	44	23
Aggravated Assault	64	15	10	277	87	34
Burglary	371	117	87	749	106	94
Larceny Theft	1,514	464	267	1,088	109	49
Grand Theft Auto	270	13	11	201	31	13
Arson	14	1	4	37	-	3
Sub-Total	2,314	623	383	2,508	389	221
ALL OTHER OFFENSES						
Checks (Worthless)	234	9	-	243	4	-
Forgery	26	17	6	10	5	-
Sex Felonies	2	5	-	8	3	-
Sex Misdemeanors	35	19	6	30	-	8
Assaults, Non-Aggravated	38	14	4	120	44	10
Weapon Laws	15	11	3	69	46	14
Defrauding, Misdemeanor	17	3	1	9	4	1
Offenses Against Family	-	-	-	5	-	-
Narcotics	102	35	22	371	188	40
Liquor Laws	38	5	2	62	17	29
Drunk	118	140	14	300	362	30
Disorderly Conduct	24	4	5	52	11	6
Loitering	1	-	-	3	-	-
Gambling	-	-	-	2	1	-
Drunk Driving	278	249	7	505	462	9
Vehicle Laws	190	41	12	247	48	30
Malicious Mischief	176	4	6	300	4	4
Warrants	-	108	2	-	134	6
Receiving Stolen Property	8	21	14	20	40	33
Federal Offenses W/O Money	10	1	-	10	-	-
Federal Offenses With Money	2	-	-	1	-	-
Felonies, Miscellaneous	67	43	7	35	68	10
Misdemeanors, Miscellaneous	34	63	11	32	175	20
Sub-Total	1,415	792	122	2,434	1,616	250
NON-CRIMINAL						
Persons Missing	4	-	-	74	-	-
Juvenile, Non-Criminal	3	-	8	1	-	19
Commitments	-	-	-	-	-	-
Miscellaneous, Non-Criminal	149	-	-	159	-	-
Suicide and Attempt	-	-	-	16	-	-
Mentally Ill	2	-	-	9	-	-
Accidents, Traffic	405	-	-	347	-	-
Accidents, Miscellaneous	53	-	-	38	-	-
Persons Dead	5	-	-	25	-	-
Sub-Total	621	-	8	669	-	19

INDUSTRY STATION

	City of La Habra Heights		
	CASES HANDLED	ADULTS ARRESTED	JUVENILES ARRESTED
FISCAL YEAR 1981-82	461	109	19
FISCAL YEAR 1980-81	458	117	31
FISCAL YEAR 1979-80	515	142	43
% CHANGE LAST TWO YEARS	+ 1	- 7	-39
PART I CRIME OFFENSES			
Criminal Homicide	-	-	-
Forcible Rape	1	-	-
Robbery	1	-	-
Aggravated Assault	13	5	-
Burglary	87	8	-
Larceny Theft	62	1	-
Grand Theft Auto	2	-	2
Arson	4	-	-
Sub-Total	170	14	2
ALL OTHER OFFENSES			
Checks (Worthless)	2	-	-
Forgery	2	1	-
Sex Felonies	1	-	-
Sex Misdemeanors	7	-	-
Assaults, Non-Aggravated	4	-	-
Weapon Laws	8	3	2
Defrauding, Misdemeanor	1	-	-
Offenses Against Family	-	-	-
Narcotics	51	11	8
Liquor Laws	1	1	-
Drunk	7	7	1
Disorderly Conduct	3	-	-
Loitering	-	-	-
Gambling	-	-	-
Drunk Driving	42	33	-
Vehicle Laws	14	3	1
Malicious Mischief	30	-	-
Warrants	-	17	-
Receiving Stolen Property	-	1	-
Federal Offenses W/O Money	-	-	-
Federal Offenses With Money	-	-	-
Felonies, Miscellaneous	1	7	-
Misdemeanors, Miscellaneous	14	11	4
Sub-Total	188	95	16
NON-CRIMINAL			
Persons Missing	5	-	-
Juvenile, Non-Criminal	-	-	1
Commitments	-	-	-
Miscellaneous, Non-Criminal	12	-	-
Suicide and Attempt	3	-	-
Mentally Ill	1	-	-
Accidents, Traffic	79	-	-
Accidents, Miscellaneous	-	-	-
Persons Dead	3	-	-
Sub-Total	103	-	1

INDUSTRY STATION
OFFENSES BY REPORTING DISTRICT

	Walnut			Industry						
	1410	1411	1412	1420	1421	1422	1423	1424	1425	1426
PART I CRIME OFFENSES										
Criminal Homicide	-	-	-	-	-	-	1	-	2	-
Forcible Rape	4	2	-	1	-	1	2	-	3	-
Robbery	10	3	3	-	6	3	20	8	16	4
Aggravated Assault	23	9	3	3	11	1	16	1	14	7
Burglary	136	61	7	14	48	41	65	37	89	30
Larceny Theft	105	68	100	23	111	71	775	65	270	62
Grand Theft Auto	17	10	26	-	23	4	161	8	32	21
Arson	3	2	-	1	2	-	1	-	4	5
Sub-Total	298	155	139	42	201	121	1041	119	430	129
ALL OTHER OFFENSES										
Checks (Worthless)	33	12	-	5	21	-	141	2	62	3
Forgery	1	-	-	-	2	-	16	2	1	1
Sex Felonies	-	3	-	-	-	-	1	1	-	-
Sex Misdemeanors	3	3	1	-	1	8	21	2	2	1
Assaults, Non-Aggravated	10	2	2	-	3	7	10	4	7	3
Weapon Laws	6	1	-	-	3	-	3	2	3	-
Defrauding, Misdemeanor	1	-	-	-	7	-	7	1	-	-
Offenses Against Family	-	-	-	-	-	-	-	-	-	-
Narcotics	12	18	2	1	10	19	23	8	25	5
Liquor Laws	8	2	-	-	5	8	11	1	8	1
Drunk	30	13	5	2	7	14	26	12	42	9
Disorderly Conduct	7	11	-	2	-	3	3	3	7	3
Loitering	-	-	-	-	-	1	-	-	-	-
Gambling	-	-	-	-	-	-	-	-	-	-
Drunk Driving	9	7	-	4	29	17	13	25	100	44
Vehicle Laws	24	8	1	-	27	8	39	19	48	32
Malicious Mischief	64	28	4	5	26	14	47	12	36	16
Warrants	-	-	-	-	-	-	-	-	-	-
Receiving Stolen Property	1	1	-	-	-	-	3	-	4	-
Federal Offenses W/O Money	1	-	-	-	2	1	1	-	5	1
Federal Offenses With Money	-	-	-	-	-	1	1	-	-	-
Felonies, Miscellaneous	7	2	-	1	16	4	15	7	10	4
Misdemeanors, Miscellaneous	6	10	1	-	10	2	4	4	5	3
Sub-Total	223	121	16	20	169	107	385	105	365	126
NON-CRIMINAL										
Persons Missing	22	8	-	1	-	-	1	-	2	-
Juvenile, Non-Criminal	1	-	-	-	-	1	-	-	2	-
Commitments	-	-	-	-	-	-	-	-	-	-
Miscellaneous, Non-Criminal	23	17	7	4	22	10	49	6	38	6
Suicide and Attempt	-	-	-	-	-	-	-	-	-	-
Mentally Ill	-	1	-	1	-	-	-	-	1	-
Accidents, Traffic	19	29	6	9	71	42	30	35	106	58
Accidents, Miscellaneous	1	1	3	-	4	3	15	1	18	2
Persons Dead	1	1	-	-	1	-	-	-	2	1
Sub-Total	67	57	16	15	98	56	95	42	169	67

INDUSTRY STATION
OFFENSES BY REPORTING DISTRICT

	Industry			La Puente			
	1427	1428	1429	1430	1431	1432	1433
PART I CRIME OFFENSES							
Criminal Homicide	-	-	-	2	1	1	3
Forcible Rape	-	-	1	8	8	1	6
Robbery	2	-	11	44	41	16	25
Aggravated Assault	8	-	3	95	56	48	78
Burglary	31	4	12	239	248	79	183
Larceny Theft	77	5	55	321	340	126	301
Grand Theft Auto	15	-	6	69	64	25	43
Arson	1	-	-	15	9	3	10
Sub-Total	134	9	88	793	767	299	649
ALL OTHER OFFENSES							
Checks (Worthless)	-	-	-	24	197	3	19
Forgery	3	-	1	2	5	2	1
Sex Felonies	-	-	-	1	-	1	6
Sex Misdemeanors	-	-	-	7	11	6	6
Assaults, Non-Aggravated	2	-	2	36	40	22	22
Weapons Laws	4	-	-	22	30	5	12
Defrauding, Misdemeanors	1	-	1	1	6	-	2
Offenses Against Family	-	-	-	4	1	-	-
Narcotics	8	-	3	100	120	78	73
Liquor Laws	2	2	-	23	24	11	4
Drunk	5	-	1	104	92	42	62
Disorderly Conduct	2	1	-	12	10	15	15
Loitering	-	-	-	-	1	-	2
Gambling	-	-	-	1	1	-	-
Drunk Driving	45	-	1	93	272	69	71
Vehicle Laws	14	-	3	85	90	43	29
Malicious Mischief	18	-	2	101	92	41	66
Warrants	-	-	-	-	-	-	-
Receiving Stolen Property	1	-	-	6	7	3	4
Federal Offenses W/O Money	-	-	-	2	3	-	5
Federal Offenses With Money	-	-	-	-	1	-	-
Felonies, Miscellaneous	5	-	5	8	16	4	7
Misdemeanors, Miscellaneous	6	-	-	13	8	3	8
Sub-Total	116	3	19	645	1027	348	414
NON-CRIMINAL							
Persons Missing	-	-	-	18	29	12	15
Juvenile, Non-Criminal	-	-	-	1	-	-	-
Commitments	-	-	-	-	-	-	-
Miscellaneous, Non-Criminal	7	-	7	44	64	23	28
Suicide and Attempt	-	-	-	5	3	4	4
Mentally Ill	-	-	-	3	2	2	2
Accidents, Traffic	34	1	19	96	107	57	87
Accidents, Miscellaneous	5	1	4	9	16	7	6
Persons Dead	-	-	1	7	7	3	8
Sub-Total	46	2	31	183	228	108	150

INDUSTRY STATION
OFFENSES BY REPORTING DISTRICT

La Habra Heights

	1490	1491	1492	1493
PART I CRIME OFFENSES				
Criminal Homicide	-	-	-	-
Forcible Rape	1	-	-	-
Robbery	1	-	-	-
Aggravated Assault	5	3	1	4
Burglary	32	22	3	30
Larceny Theft	22	18	2	20
Grand Theft Auto	-	1	-	1
Arson	1	1	-	2
Sub-Total	62	45	6	57
ALL OTHER OFFENSES				
Checks (Worthless)	1	1	-	-
Forgery	-	2	-	-
Sex Felonies	-	-	1	-
Sex Misdemeanors	3	-	-	4
Assaults, Non-Aggravated	2	-	-	2
Weapon Laws	2	2	-	4
Defrauding, Misdemeanor	-	-	1	-
Offenses Against Family	-	-	-	-
Narcotics	20	20	-	11
Liquor Laws	1	-	-	-
Drunk	4	1	-	2
Disorderly Conduct	3	-	-	-
Loitering	-	-	-	-
Gambling	-	-	-	-
Drunk Driving	14	14	-	14
Vehicle Laws	3	3	1	7
Malicious Mischief	14	4	2	10
Warrants	-	-	-	-
Receiving Stolen Property	-	-	-	-
Federal Offenses W/O Money	-	-	-	-
Federal Offenses With Money	-	-	-	-
Felonies, Miscellaneous	1	-	-	-
Misdemeanors, Miscellaneous	6	2	1	5
Sub-Total	74	49	6	59
NON-CRIMINAL				
Persons Missing	1	2	-	2
Juvenile, Non-Criminal	-	-	-	-
Commitments	-	-	-	-
Miscellaneous, Non-Criminal	10	1	-	1
Suicide and Attempt	1	1	-	1
Mentally Ill	1	-	-	-
Accidents, Traffic	26	24	2	27
Accidents, Miscellaneous	-	-	-	-
Persons Dead	1	1	-	1
Sub-Total	40	29	2	32

INDUSTRY STATION
OFFENSES BY REPORTING DISTRICTS

Unincorporated

	1440	1441	1442	1443	1444	1450	1451	1452	1453	1454
PART I CRIME OFFENSES										
Criminal Homicide	-	-	1	-	-	2	-	-	-	-
Forcible Rape	2	1	2	-	-	4	1	1	4	-
Robbery	3	10	10	3	-	6	5	11	13	-
Aggravated Assault	11	22	29	10	1	13	9	5	24	-
Burglary	33	104	91	36	3	113	111	73	131	4
Larceny Theft	43	67	80	28	5	74	103	96	114	6
Grand Theft Auto	15	15	20	10	-	11	16	24	25	3
Arson	2	-	3	2	-	-	-	1	5	1
Sub-Total	109	219	236	89	9	223	245	211	316	14
ALL OTHER OFFENSES										
Checks (Worthless)	15	2	1	-	-	39	41	16	18	48
Forgery	1	-	2	-	-	-	-	-	3	-
Sex Felonies	1	-	-	-	-	-	1	-	5	-
Sex Misdemeanors	2	4	3	-	-	-	2	6	5	-
Assaults, Non-Aggravated	4	6	9	7	-	4	15	6	23	2
Weapon Laws	1	4	13	2	-	-	2	3	9	-
Defrauding, Misdemeanor	1	-	-	-	-	-	-	1	-	-
Offenses Against Family	-	-	-	-	-	2	-	-	-	-
Narcotics	12	16	65	16	1	11	9	7	31	-
Liquor Laws	8	2	21	1	-	3	-	-	7	-
Drunk	3	12	49	10	2	3	10	8	34	-
Disorderly Conduct	1	7	4	4	-	17	11	11	23	1
Loitering	-	-	-	-	-	-	-	-	-	-
Gambling	-	-	-	-	-	-	-	-	-	-
Drunk Driving	5	24	173	77	-	4	7	7	43	1
Vehicle Laws	5	14	34	15	-	4	3	11	16	-
Malicious Mischief	10	28	23	15	1	31	39	33	66	3
Warrants	-	-	-	-	-	-	-	-	-	-
Receiving Stolen Property	2	-	4	3	-	-	1	1	-	-
Federal Offenses W/O Money	-	-	-	-	-	-	-	1	-	-
Federal Offenses With Money	-	-	-	-	-	1	-	-	-	-
Felonies, Miscellaneous	-	5	6	1	-	1	1	2	4	-
Misdemeanors, Miscellaneous	1	5	9	1	-	4	2	-	7	-
Sub-Total	72	129	416	152	4	124	144	113	294	55
NON-CRIMINAL										
Persons Missing	4	10	15	7	1	12	9	15	30	-
Juvenile, Non-Criminal	-	-	-	-	-	-	-	-	-	-
Commitments	-	-	-	-	-	-	-	-	-	-
Miscellaneous, Non-Criminal	23	26	19	10	1	10	24	14	35	2
Suicide and Attempt	-	3	3	-	-	2	-	-	3	-
Mentally Ill	1	1	-	-	-	-	-	-	1	-
Accidents, Traffic	-	-	-	-	-	-	-	-	-	-
Accidents, Miscellaneous	1	-	-	-	-	-	-	1	1	-
Persons Dead	3	1	1	2	-	1	3	3	6	-
Sub-Total	32	41	38	19	2	25	36	33	76	2

INDUSTRY STATION
OFFENSES BY REPORTING DISTRICTS

Unincorporated

	1455	1456	1457	1458	1460	1461	1462	1463	1464	1470
PART I CRIME OFFENSES										
Criminal Homicide	-	-	-	2	-	-	1	-	-	-
Forcible Rape	1	1	4	2	3	4	6	2	1	1
Robbery	7	11	10	13	8	34	18	8	1	9
Aggravated Assault	10	22	13	20	12	58	31	12	2	33
Burglary	116	123	97	149	136	307	126	158	10	187
Larceny Theft	68	129	75	115	101	365	148	112	8	100
Grand Theft Auto	20	25	22	26	31	80	27	20	2	36
Arson	1	-	1	2	3	8	2	1	-	1
Sub-Total	223	311	222	329	294	856	359	313	24	367
ALL OTHER OFFENSES										
Checks (Worthless)	2	1	1	8	29	68	38	9	1	-
Forgery	-	4	-	2	-	5	2	2	1	1
Sex Felonies	-	1	2	-	4	5	2	1	-	1
Sex Misdemeanors	2	9	2	4	3	15	5	4	-	2
Assaults, Non-Aggravated	5	20	6	15	15	47	21	11	-	7
Weapon Laws	2	3	1	10	5	15	7	1	-	4
Defrauding, Misdemeanor	-	1	1	-	-	2	-	4	-	-
Offenses Against Family	-	1	-	-	1	1	1	1	-	-
Narcotics	6	18	22	44	18	61	30	13	-	23
Liquor Laws	3	5	4	3	13	11	10	1	-	4
Drunk	4	15	22	35	10	49	18	12	-	21
Disorderly Conduct	9	13	8	20	7	32	33	7	-	11
Loitering	-	-	-	-	-	-	-	-	-	-
Gambling	-	-	-	-	-	-	-	-	-	-
Drunk Driving	2	22	12	29	15	53	37	12	1	16
Vehicle Laws	7	17	6	14	8	25	15	5	-	19
Malicious Mischief	47	65	29	42	31	121	73	43	1	33
Warrants	-	-	-	-	-	-	-	-	-	-
Receiving Stolen Property	-	1	-	3	2	4	1	-	1	1
Federal Offenses W/O Money	-	-	-	-	-	1	-	-	-	-
Federal Offenses With Money	1	-	-	1	-	1	-	1	-	-
Felonies, Miscellaneous	2	4	-	1	1	10	5	2	-	2
Misdemeanors, Miscellaneous	2	5	6	3	5	9	4	1	4	5
Sub-Total	94	205	122	234	167	535	302	130	9	150
NON-CRIMINAL										
Persons Missing	8	20	11	14	10	32	20	10	-	15
Juvenile, Non-Criminal	-	1	-	-	-	1	-	2	-	-
Commitments	-	-	-	-	-	-	-	-	-	-
Miscellaneous, Non-Criminal	17	36	19	19	15	65	17	20	-	16
Suicide and Attempt	1	3	1	1	-	6	2	1	-	-
Mentally Ill	1	2	2	1	1	1	1	2	-	2
Accidents, Traffic	-	-	-	-	-	-	-	-	-	-
Accidents, Miscellaneous	-	1	2	2	1	3	1	-	-	-
Persons Dead	1	-	3	2	2	7	2	2	-	1
Sub-Total	28	63	38	39	29	115	43	37	-	34

INDUSTRY STATION
OFFENSES BY REPORTING DISTRICTS

Unincorporated

	1471	1472	1473	1474	1475	1476	1477	1478	1479	1480
PART I CRIME OFFENSES										
Criminal Homicide	1	1	-	1	-	-	1	-	-	-
Forcible Rape	6	3	3	1	2	-	-	-	-	4
Robbery	21	22	4	8	12	1	-	2	1	26
Aggravated Assault	51	72	60	57	69	4	-	2	1	16
Burglary	246	187	204	116	121	1	2	19	-	182
Larceny Theft	193	134	80	90	105	-	1	8	2	217
Grand Theft Auto	60	38	21	28	19	-	1	2	-	39
Arson	13	4	1	5	2	-	-	-	-	1
Sub-Total	591	461	373	306	330	6	5	33	4	485
ALL OTHER OFFENSES										
Checks (Worthless)	-	9	-	-	12	-	-	-	-	110
Forgery	-	1	-	-	-	-	1	-	-	2
Sex Felonies	-	7	3	3	4	-	-	-	-	2
Sex Misdemeanors	5	11	2	2	4	-	-	-	-	20
Assaults, Non-Aggravated	44	37	15	18	17	-	-	1	-	14
Weapon Laws	14	17	8	9	14	-	-	-	-	8
Defrauding, Misdemeanor	-	-	-	-	-	-	-	-	-	-
Offenses Against Family	-	1	-	-	-	-	-	-	-	-
Narcotics	55	28	33	9	34	-	-	-	-	16
Liquor Laws	8	3	9	5	6	-	-	-	-	3
Drunk	46	35	16	22	26	-	-	1	-	18
Disorderly Conduct	19	17	12	10	14	-	-	-	-	12
Loitering	-	-	-	-	-	-	-	-	-	-
Gambling	-	-	-	-	-	-	-	-	-	1
Drunk Driving	33	48	45	16	6	-	-	-	1	9
Vehicle Laws	30	19	15	13	20	-	1	-	-	7
Malicious Mischief	78	54	52	55	60	-	-	2	-	60
Warrants	-	-	-	-	-	-	-	-	-	-
Receiving Stolen Property	3	2	3	1	1	-	-	-	-	1
Federal Offenses W/O Money	-	-	-	-	-	-	-	-	-	2
Federal Offenses With Money	-	1	-	-	-	-	-	-	-	-
Felonies, Miscellaneous	6	5	2	2	4	-	-	-	-	5
Misdemeanors, Miscellaneous	6	5	6	3	2	-	-	-	-	8
Sub-Total	347	300	221	168	224	-	2	4	1	298
NON-CRIMINAL										
Persons Missing	34	32	25	25	10	-	1	-	-	12
Juvenile, Non-Criminal	1	1	1	-	1	-	-	-	-	-
Commitments	-	-	-	-	-	-	-	-	-	-
Miscellaneous, Non-Criminal	47	33	31	20	27	-	-	2	1	41
Suicide and Attempt	3	2	2	3	1	-	-	-	-	3
Mentally Ill	4	4	-	3	-	-	-	-	-	2
Accidents, Traffic	-	-	-	-	-	-	-	-	-	-
Accidents, Miscellaneous	1	1	2	1	1	-	-	-	-	-
Persons Dead	7	5	1	3	4	-	-	-	-	3
Sub-Total	97	78	62	55	44	-	1	2	1	61

INDUSTRY STATION
OFFENSES BY REPORTING DISTRICTS

	Unincorporated						
	1481	1482	1483	1484	1485	1494	1495
PART I CRIME OFFENSES							
Criminal Homicide	-	-	-	-	-	-	-
Forcible Rape	5	-	-	3	-	-	-
Robbery	5	4	-	3	11	-	-
Aggravated Assault	11	4	-	3	15	-	-
Burglary	71	86	3	103	158	2	11
Larceny Theft	58	68	2	57	113	-	16
Grand Theft Auto	21	16	1	15	16	-	2
Arson	3	-	-	4	4	-	-
Sub-Total	174	178	6	188	317	2	29
ALL OTHER OFFENSES							
Checks (Worthless)	4	5	-	4	4	-	-
Forgery	-	1	-	-	-	-	-
Sex Felonies	-	1	-	-	-	-	1
Sex Misdemeanors	2	2	-	-	4	-	-
Assaults, Non-Aggravated	7	6	-	8	6	-	-
Weapon Laws	2	-	-	1	4	-	-
Defrauding, Misdemeanor	1	-	-	-	1	-	-
Offenses Against Family	-	-	-	-	-	-	-
Narcotics	13	8	3	5	10	2	2
Liquor Laws	3	-	-	-	2	-	-
Drunk	12	17	-	1	8	-	-
Disorderly Conduct	7	9	1	6	13	1	1
Loitering	-	-	-	-	-	-	-
Gambling	-	-	-	-	-	-	-
Drunk Driving	8	2	-	5	12	1	-
Vehicle Laws	7	4	-	1	9	-	-
Malicious Mischief	27	28	-	25	40	1	6
Warrants	-	-	-	-	-	-	-
Receiving Stolen Property	-	-	-	1	1	-	2
Federal Offenses W/O Money	-	-	-	-	-	-	-
Federal Offenses With Money	-	-	-	-	-	-	-
Felonies, Miscellaneous	4	3	-	2	2	-	-
Misdemeanors, Miscellaneous	4	2	2	6	13	2	2
Sub-Total	101	88	6	65	129	7	14
NON-CRIMINAL							
Persons Missing	11	11	-	10	22	3	2
Juvenile, Non-Criminal	-	-	-	-	-	-	-
Commitments	-	-	-	-	-	-	-
Miscellaneous, Non-Criminal	11	10	1	14	32	2	11
Suicide and Attempt	3	1	-	1	3	-	-
Mentally Ill	1	-	-	-	2	-	-
Accidents, Traffic	-	-	-	-	-	-	-
Accidents, Miscellaneous	-	-	-	-	1	-	-
Persons Dead	3	-	-	1	2	-	1
Sub-Total	29	22	1	26	62	5	14

INDUSTRY STATION

PART I OFFENSES CLEARED

ACTUAL KNOWN OFFENSES	STATION TOTAL	UNINC.	INDUSTRY	LA PUENTE	WALNUT	LA HABRA HEIGHTS
TOTAL PART I OFFENSES	14,008	8,436	2,306	2,507	589	170
Number Cleared	2,119	1,101	515	440	51	12
Percent Cleared	15.1	13.1	22.3	17.6	8.7	7.1
CRIMINAL HOMICIDE	19	9	3	7	-	-
Number Cleared	20	14	1	5	-	-
Percent Cleared	105.3	155.6	33.3	71.4	-	-
FORCIBLE RAPE	105	67	8	23	6	1
Number Cleared	41	27	3	9	2	-
Percent Cleared	39.1	40.3	37.5	39.1	33.3	-
ROBBERY	513	300	70	126	16	1
Number Cleared	127	65	13	48	1	-
Percent Cleared	24.8	21.7	18.6	38.1	6.3	-
AGGRAVATED ASSAULT	1,088	699	64	277	35	13
Number Cleared	636	411	33	164	21	7
Percent Cleared	58.5	58.8	51.6	59.2	60.0	53.9
BURGLARY	5,027	3,616	371	749	204	87
Number Cleared	547	323	97	107	18	2
Percent Cleared	10.9	8.9	26.2	14.3	8.8	2.3
LARCENY THEFT	5,909	2,977	1,511	1,088	271	62
Number Cleared	663	211	357	83	9	3
Percent Cleared	11.2	7.1	23.6	7.6	3.3	4.8
GRAND THEFT AUTO	1,217	698	265	200	52	2
Number Cleared	85	50	11	24	-	-
Percent Cleared	7.0	7.2	4.2	12.0	-	-

STOLEN AND RECOVERED PROPERTY

	AMOUNT STOLEN	AMOUNT RECOVERED	PERCENT
TOTAL	$16,627,879	$1,984,799	11.9
Robbery	435,054	46,878	10.8
Burglary	8,514,973	276,167	3.2
Larceny Theft	2,821,062	159,942	5.7
Auto Theft	4,842,467	1,501,787	31.0
Rape	14,323	25	.2

INDUSTRY STATION

TRAFFIC ACCIDENT AND ENFORCEMENT SUMMARY

	TRAFFIC ACCIDENTS 1981-82	1980-81
STATION TOTAL		
Total	885	931
Fatality	30	8
Injury	462	496
Non-Injury	393	427
WALNUT		
Total	54	56
Fatality	-	-
Injury	27	29
Non-Injury	27	27
CITY OF INDUSTRY		
Total	405	412
Fatality	16	4
Injury	231	216
Non-Injury	158	192
LA PUENTE		
Total	347	382
Fatality	10	3
Injury	164	196
Non-Injury	173	183
LA HABRA HEIGHTS		
Total	79	81
Fatality	4	1
Injury	40	55
Non-Injury	35	25

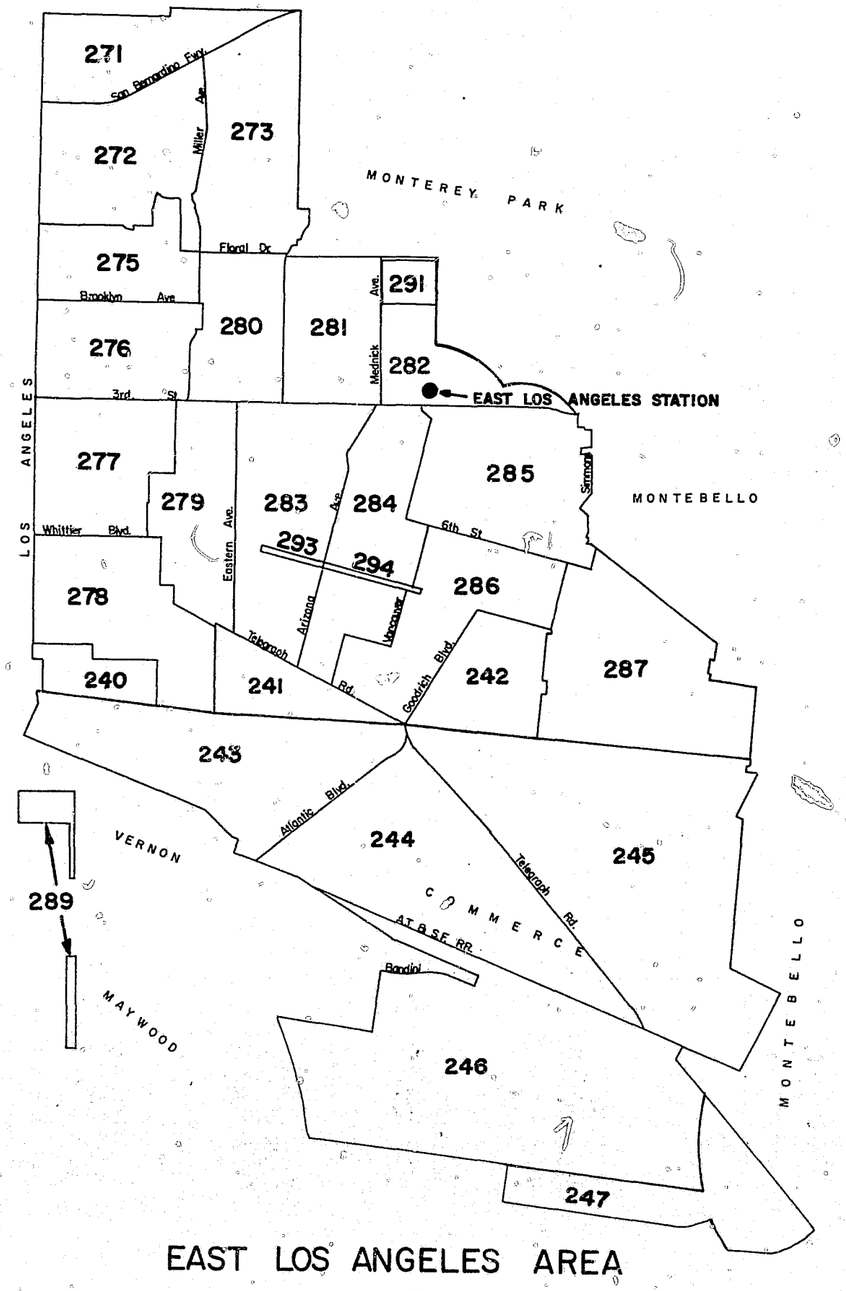

EAST LOS ANGELES AREA

EAST LOS ANGELES STATION

SYNOPSIS

	FISCAL YEAR 1981-82	FISCAL YEAR 1980-81	PERCENT CHANGE
PART I OFFENSES			
Crime Rate per 10,000 Population	667.67	639.15	+ 4
NUMBER OF CASES HANDLED			
Criminal Homicide	26	34	- 24
Forcible Rape	49	57	- 14
Robbery	549	576	- 5
Aggravated Assault	1,002	1,018	- 2
Burglary	2,446	2,236	+ 9
Larceny Theft	2,747	2,549	+ 8
Grand Theft Auto	1,113	1,117	-
Arson	75	78	- 4
TOTAL CASES HANDLED	14,851	14,751	+ 1
ADULT ARRESTS	6,274	6,703	- 6
JUVENILE ARRESTS	1,256	1,318	- 5
CASE ASSIGNMENTS TO ADULT DETECTIVES	10,624	8,540	+ 24
CASE ASSIGNMENTS TO JUVENILE DETECTIVES	204	2,424	- 92

	AREA IN SQUARE MILES	POPULATION 1981-82	CRIME RATE PER 10,000 PART I OFFENSES 1981-82	1980-81	PERCENT CHANGE
Total Area	14.44	119,924	667.67	639.15	+ 4
Unincorporated Area	7.89	109,417	547.63	526.79	+ 4
City of Commerce	6.55	10,507	1,917.77	1,809.27	+ 6

	1981-82 CASES	1980-81 CASES	1981-82 RATE PER 10,000	1980-81 RATE PER 10,000	PERCENT CHANGE
Criminal Homicide	26	34	2.17	2.84	- 24
Forcible Rape	49	57	4.09	4.75	- 14
Robbery	549	576	45.78	48.03	- 5
Aggravated Assault	1,002	1,018	83.55	84.89	- 2
Burglary	2,446	2,236	203.96	186.45	+ 9
Larceny Theft	2,747	2,549	229.06	212.55	+ 8
Grand Theft Auto	1,113	1,117	92.81	93.14	-
Arson	75	78	6.25	6.50	- 4
Total	8,007	7,665	667.65	639.15	+ 4

EAST LOS ANGELES STATION
MOST FREQUENT CASES HANDLED

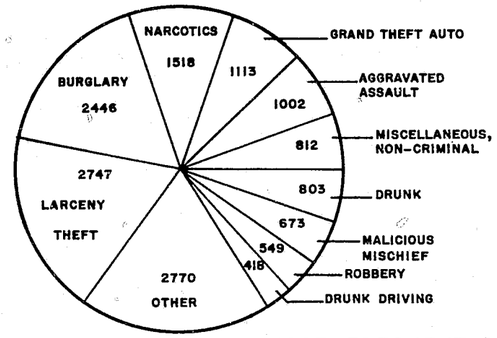

CASES HANDLED BY LOCATION

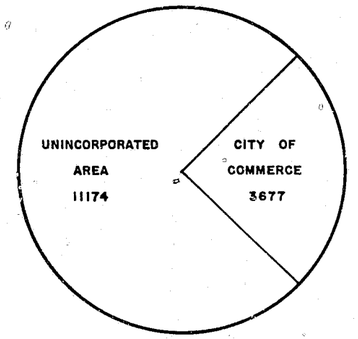

MOST FREQUENT ARRESTS

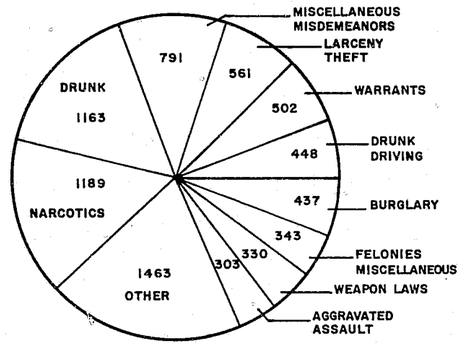

CRIME RATE

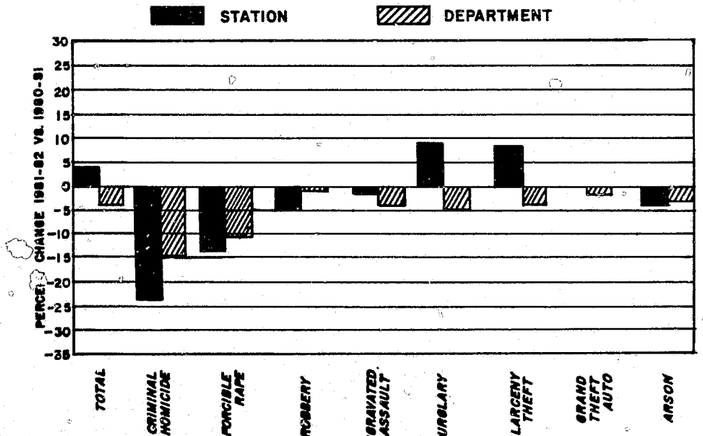

EAST LOS ANGELES STATION

	CASES AND ARRESTS			CASE ASSIGNMENTS	
	CASES HANDLED	ADULTS ARRESTED	JUVENILES ARRESTED	ADULT DETECTIVES	JUVENILE DETECTIVES
FISCAL YEAR 1981-82	14,851	6,274	1,256	10,624	204
FISCAL YEAR 1980-81	14,751	6,703	1,318	8,540	2,424
FISCAL YEAR 1979-80	16,806	7,047	1,542	9,104	3,595
% CHANGE LAST TWO YEARS	+1	-6	-5	+24	-92
PART I CRIME OFFENSES					
Criminal Homicide	26	29	16	-	-
Forcible Rape	49	10	-	44	-
Robbery	549	165	48	540	-
Aggravated Assault	1,002	258	45	957	1
Burglary	2,446	301	136	2,477	-
Larceny Theft	2,747	434	127	2,592	107
Grand Theft Auto	1,113	176	100	1,169	2
Arson	75	3	1	8	-
Sub-Total	8,007	1,376	473	7,787	110
ALL OTHER OFFENSES					
Checks (Worthless)	16	3	-	16	-
Forgery	47	33	-	21	-
Sex Felonies	43	15	3	30	1
Sex Misdemeanors	118	42	3	104	5
Assaults, Non-Aggravated	320	136	11	315	-
Weapon Laws	319	261	69	306	-
Defrauding, Misdemeanor	11	1	-	10	-
Offenses Against Family	16	2	-	15	-
Narcotics	1,518	1,048	141	164	8
Liquor Laws	120	38	52	37	-
Drunk	803	1,044	119	101	3
Disorderly Conduct	99	20	12	66	-
Loitering	5	-	-	5	-
Gambling	20	22	-	-	-
Drunk Driving	418	442	6	14	-
Vehicle Laws	162	131	28	56	-
Malicious Mischief	673	37	22	620	7
Warrants	-	490	12	-	-
Receiving Stolen Property	72	162	34	133	-
Federal Offenses W/O Money	19	1	-	15	-
Federal Offenses With Money	10	-	1	9	-
Felonies, Miscellaneous	111	309	34	102	2
Misdemeanors, Miscellaneous	116	661	130	34	-
Sub-Total	5,036	4,898	677	2,173	26
NON-CRIMINAL					
Persons Missing	300	-	6	218	18
Juvenile, Non-Criminal	24	-	100	19	2
Commitments	-	-	-	-	-
Miscellaneous, Non-Criminal	812	-	-	344	48
Suicide and Attempt	52	-	-	45	-
Mentally Ill	44	-	-	6	-
Accidents, Traffic	401	-	-	-	-
Accidents, Miscellaneous	75	-	-	32	-
Persons Dead	100	-	-	-	-
Sub-Total	1,808	-	106	664	68

EAST LOS ANGELES STATION

	E. L. A.-Unincorporated			City of Commerce		
	CASES HANDLED	ADULTS ARRESTED	JUVENILES ARRESTED	CASES HANDLED	ADULTS ARRESTED	JUVENILES ARRESTED
FISCAL YEAR 1981-82	11,174	4,929	980	3,677	1,345	276
FISCAL YEAR 1980-81	11,148	5,196	1,087	3,603	1,507	231
FISCAL YEAR 1979-80	12,738	5,505	1,254	4,068	1,542	288
% CHANGE LAST TWO YEARS	-	-5	-10	+2	-11	+19
PART I CRIME OFFENSES						
Criminal Homicide	23	27	15	3	2	1
Forcible Rape	45	9	-	4	1	-
Robbery	456	134	43	93	31	5
Aggravated Assault	885	224	39	117	34	6
Burglary	1,998	227	110	448	74	26
Larceny Theft	1,690	127	29	1,057	307	98
Grand Theft Auto	830	145	89	283	31	11
Arson	65	3	1	10	-	-
Sub-Total	5,992	896	326	2,015	480	147
ALL OTHER OFFENSES						
Checks (Worthless)	2	3	-	14	-	-
Forgery	33	26	-	14	7	-
Sex Felonies	37	12	3	6	3	-
Sex Misdemeanors	95	35	3	23	7	-
Assaults, Non-Aggravated	283	119	8	37	17	3
Weapon Laws	269	218	59	50	43	10
Defrauding, Misdemeanor	3	1	-	8	-	-
Offenses Against Family	15	1	-	1	1	-
Narcotics	1,341	967	117	177	81	24
Liquor Laws	89	32	47	31	6	5
Drunk	665	878	108	138	166	11
Disorderly Conduct	75	17	11	24	3	1
Loitering	4	-	-	1	-	-
Gambling	20	22	-	-	-	-
Drunk Driving	247	280	4	171	162	2
Vehicle Laws	105	84	18	57	47	10
Malicious Mischief	512	33	13	161	4	9
Warrants	-	361	10	-	129	2
Receiving Stolen Property	59	136	26	13	26	8
Federal Offenses W/O Money	15	1	-	4	-	-
Federal Offenses With Money	10	-	1	-	-	-
Felonies, Miscellaneous	79	270	27	32	39	7
Misdemeanors, Miscellaneous	99	537	109	17	124	21
Sub-Total	4,057	4,033	464	979	865	113
NON-CRIMINAL						
Persons Missing	270	-	6	30	-	-
Juvenile, Non-Criminal	21	-	84	3	-	16
Commitments	-	-	-	-	-	-
Miscellaneous, Non-Criminal	619	-	-	193	-	-
Suicide and Attempt	45	-	-	7	-	-
Mentally Ill	38	-	-	6	-	-
Accidents, Traffic	-	-	-	401	-	-
Accidents, Miscellaneous	41	-	-	34	-	-
Persons Dead	91	-	-	9	-	-
Sub-Total	1,125	-	90	683	-	16

EAST LOS ANGELES STATION
OFFENSES BY REPORTING DISTRICT

	Commerce							
	0240	0241	0242	0243	0244	0245	0246	0247
PART I CRIME OFFENSES								
Criminal Homicide	-	1	1	-	-	1	-	-
Forcible Rape	-	-	-	-	3	1	-	-
Robbery	-	9	20	13	18	20	7	6
Aggravated Assault	1	17	17	16	22	14	4	26
Burglary	7	39	32	76	87	97	62	48
Larceny Theft	15	37	491	73	138	175	100	28
Grand Theft Auto	3	17	94	23	54	46	35	11
Arson	-	1	-	1	3	3	1	1
Sub-Total	26	121	655	202	325	357	209	120
ALL OTHER OFFENSES								
Checks (Worthless)	-	-	8	2	1	1	2	-
Forgery	-	-	9	1	1	-	2	1
Sex Felonies	-	-	1	2	3	-	-	-
Sex Misdemeanors	-	1	8	4	5	2	1	2
Assaults, Non-Aggravated	-	2	8	3	7	2	9	6
Weapon Laws	4	4	13	4	15	4	2	4
Defrauding, Misdemeanor	-	2	2	-	1	2	1	-
Offenses Against Family	-	-	-	1	-	-	-	-
Narcotics	12	30	43	21	29	14	8	20
Liquor Laws	1	4	16	-	6	-	-	4
Drunk	6	22	18	27	28	10	11	16
Disorderly Conduct	-	2	1	4	3	5	2	7
Loitering	-	-	1	-	-	-	-	-
Gambling	-	-	-	-	-	-	-	-
Drunk Driving	1	17	19	23	43	46	13	9
Vehicle Laws	1	5	11	6	8	9	9	8
Malicious Mischief	4	10	17	26	31	34	16	23
Warrants	-	-	-	-	-	-	-	-
Receiving Stolen Property	-	-	6	1	2	2	2	-
Federal Offenses W/O Money	-	-	4	-	-	-	-	-
Federal Offenses With Money	-	-	-	-	-	-	-	-
Felonies, Miscellaneous	1	3	7	-	5	5	7	4
Misdemeanors, Miscellaneous	-	3	5	-	5	-	2	2
Sub-Total	30	105	197	125	193	136	87	106
NON-CRIMINAL								
Persons Missing	-	15	1	5	2	-	-	7
Juvenile, Non-Criminal	-	-	-	1	1	-	-	1
Commitments	-	-	-	-	-	-	-	-
Miscellaneous, Non-Criminal	2	20	29	30	46	35	19	12
Suicide and Attempt	-	2	-	2	1	1	-	1
Mentally Ill	-	-	2	2	-	-	-	2
Accidents, Traffic	-	35	38	48	80	89	85	26
Accidents, Miscellaneous	-	7	7	3	5	4	7	1
Persons Dead	-	1	-	1	3	1	1	2
Sub-Total	2	80	77	92	138	130	112	52

EAST LOS ANGELES STATION
OFFENSES BY REPORTING DISTRICT

	Unincorporated									
	0271	0272	0273	0274	0275	0276	0277	0278	0279	0280
PART I CRIME OFFENSES										
Criminal Homicide	-	4	-	-	-	-	1	3	-	1
Forcible Rape	1	5	3	-	-	1	2	6	-	-
Robbery	11	23	12	-	28	57	25	40	2	18
Aggravated Assault	29	96	68	-	41	55	61	77	18	27
Burglary	70	148	49	-	87	114	147	162	23	73
Larceny Theft	72	76	57	-	63	115	86	99	11	53
Grand Theft Auto	37	65	31	-	28	61	50	63	10	33
Arson	9	3	2	-	4	5	4	7	-	5
Sub-Total	229	420	222	-	251	408	376	457	64	210
ALL OTHER OFFENSES										
Checks (Worthless)	-	-	-	-	-	-	-	1	-	-
Forgery	1	-	3	-	-	3	-	6	-	2
Sex Felonies	4	6	-	-	1	2	1	7	1	-
Sex Misdemeanors	-	1	2	-	2	11	4	11	1	1
Assaults, Non-Aggravated	21	25	8	-	16	18	10	16	2	9
Weapon Laws	8	18	23	-	5	11	26	34	7	13
Defrauding, Misdemeanor	-	-	-	-	-	-	-	-	1	-
Offenses Against Family	-	-	-	-	1	2	2	1	-	-
Narcotics	43	96	162	-	30	60	35	117	20	55
Liquor Laws	2	7	6	-	4	4	4	7	2	5
Drunk	25	71	55	-	30	36	27	46	5	41
Disorderly Conduct	1	6	4	-	2	7	5	3	2	3
Loitering	-	-	-	-	-	-	-	-	-	-
Gambling	-	-	-	-	-	4	-	2	1	-
Drunk Driving	3	4	7	-	5	9	21	24	7	6
Vehicle Laws	9	5	12	-	4	5	2	9	-	1
Malicious Mischief	37	39	23	-	11	26	30	36	10	15
Warrants	-	-	-	-	-	-	-	-	-	-
Receiving Stolen Property	5	6	11	-	-	2	1	7	-	4
Federal Offenses W/O Money	-	-	7	-	-	1	-	-	-	-
Federal Offenses With Money	-	3	3	-	-	-	1	1	-	-
Felonies, Miscellaneous	5	6	9	-	2	4	4	2	1	2
Misdemeanors, Miscellaneous	4	14	4	-	4	4	9	9	-	1
Sub-Total	168	307	339	-	117	209	182	339	60	158
NON-CRIMINAL										
Persons Missing	8	21	9	-	15	9	25	24	6	10
Juvenile, Non-Criminal	2	-	-	-	-	1	1	4	-	-
Commitments	-	-	-	-	-	-	-	-	-	-
Miscellaneous, Non-Criminal	35	38	57	1	33	33	33	48	3	18
Suicide and Attempt	1	-	13	-	2	1	3	1	1	1
Mentally Ill	2	2	2	-	-	2	3	4	1	-
Accidents, Traffic	-	-	-	-	-	-	-	-	-	-
Accidents, Miscellaneous	3	-	21	-	-	1	-	2	-	-
Persons Dead	5	10	3	-	8	3	5	4	1	10
Sub-Total	56	71	105	1	58	50	70	87	12	39

EAST LOS ANGELES STATION
OFFENSES BY REPORTING DISTRICT

	Unincorporated									
	0281	0282	0283	0284	0285	0286	0287	0288	0289	0291
PART I CRIME OFFENSES										
Criminal Homicide	3	1	-	2	-	3	1	-	-	-
Forcible Rape	-	-	3	6	2	6	8	-	-	-
Robbery	15	9	28	20	25	37	48	-	-	1
Aggravated Assault	43	17	40	52	59	81	63	-	-	2
Burglary	47	21	194	198	172	176	256	-	-	-
Larceny Theft	75	101	99	96	205	194	167	-	-	4
Grand Theft Auto	24	32	62	54	71	99	70	1	-	-
Arson	2	-	5	2	3	6	4	-	-	-
Sub-Total	209	181	431	430	537	602	617	1	-	7
ALL OTHER OFFENSES										
Checks (Worthless)	-	-	-	-	1	-	-	-	-	-
Forgery	1	2	-	-	2	4	-	-	-	-
Sex Felonies	-	3	2	5	-	2	2	-	-	1
Sex Misdemeanors	6	4	6	5	16	7	13	-	-	-
Assaults, Non-Aggravated	6	8	26	15	26	30	33	2	-	1
Weapon Laws	11	5	16	17	10	30	13	-	-	-
Defrauding, Misdemeanor	1	-	-	-	1	-	-	-	-	-
Offenses Against Family	-	1	-	-	1	3	3	-	-	-
Narcotics	108	31	99	96	47	160	47	1	2	3
Liquor Laws	8	-	3	5	1	13	6	-	-	1
Drunk	35	17	35	41	35	64	45	-	-	1
Disorderly Conduct	1	3	6	6	8	7	7	-	-	-
Loitering	1	-	1	-	1	1	-	-	-	-
Gambling	-	-	-	-	-	2	9	-	-	-
Drunk Driving	14	5	23	18	18	41	18	-	-	-
Vehicle Laws	7	3	2	6	7	14	13	-	-	-
Malicious Mischief	13	16	32	32	63	68	44	-	1	-
Warrants	-	-	-	-	-	-	-	-	-	-
Receiving Stolen Property	1	-	6	4	3	5	-	-	-	-
Federal Offenses W/O Money	-	-	1	1	1	1	-	-	-	-
Federal Offenses With Money	-	-	-	1	-	-	-	-	-	-
Felonies, Miscellaneous	1	7	5	4	12	7	5	-	-	1
Misdemeanors, Miscellaneous	3	7	8	7	2	8	7	-	-	-
Sub-Total	217	112	271	263	255	467	265	3	3	8
NON-CRIMINAL										
Persons Missing	4	4	27	23	18	29	32	1	-	2
Juvenile, Non-Criminal	1	3	-	2	1	4	2	-	-	-
Commitments	-	-	-	-	-	-	-	-	-	-
Miscellaneous, Non-Criminal	25	25	35	41	48	72	47	-	-	3
Suicide and Attempt	1	1	5	3	6	4	1	-	-	-
Mentally Ill	3	2	2	1	4	4	5	-	1	-
Accidents, Traffic	-	-	-	-	-	-	-	-	-	-
Accidents, Miscellaneous	1	5	3	-	1	-	1	1	-	-
Persons Dead	6	1	8	9	6	5	5	-	-	-
Sub-Total	41	41	80	79	84	118	93	2	1	5

EAST LOS ANGELES STATION
OFFENSES BY REPORTING DISTRICT

	Unincorporated	
	0293	0294
PART I CRIME OFFENSES		
Criminal Homicide	-	1
Forcible Rape	2	-
Robbery	35	22
Aggravated Assault	41	15
Burglary	19	42
Larceny Theft	59	58
Grand Theft Auto	27	12
Arson	1	3
Sub-Total	184	153
ALL OTHER OFFENSES		
Checks (Worthless)	-	-
Forgery	2	7
Sex Felonies	-	-
Sex Misdemeanors	2	3
Assaults, Non-Aggravated	7	4
Weapon Laws	15	7
Defrauding, Misdemeanor	-	-
Offenses Against Family	1	-
Narcotics	116	13
Liquor Laws	8	3
Drunk	46	10
Disorderly Conduct	2	2
Loitering	-	-
Gambling	1	1
Drunk Driving	15	9
Vehicle Laws	3	3
Malicious Mischief	7	9
Warrants	-	-
Receiving Stolen Property	2	2
Federal Offenses W/O Money	1	2
Federal Offenses With Money	1	-
Felonies, Miscellaneous	2	-
Misdemeanors, Miscellaneous	7	1
Sub-Total	238	76
NON-CRIMINAL		
Persons Missing	3	-
Juvenile, Non-Criminal	-	-
Commitments	-	-
Miscellaneous, Non-Criminal	15	9
Suicide and Attempt	1	-
Mentally Ill	-	-
Accidents, Traffic	-	-
Accidents, Miscellaneous	1	1
Persons Dead	-	2
Sub-Total	20	12

EAST LOS ANGELES STATION

PART I OFFENSES CLEARED

ACTUAL KNOWN OFFENSES	STATION TOTAL	UNINCORPORATED	COMMERCE
TOTAL PART I OFFENSES	7,977	5,972	2,005
Number Cleared	1,044	900	144
Percent Cleared	13.1	15.1	7.2
CRIMINAL HOMICIDE	26	23	3
Number Cleared	13	11	2
Percent Cleared	50.0	47.8	66.7
FORCIBLE RAPE	49	45	4
Number Cleared	19	18	1
Percent Cleared	38.8	40.0	25.0
ROBBERY	547	455	92
Number Cleared	138	119	19
Percent Cleared	25.2	26.2	20.7
AGGRAVATED ASSAULT	1,001	884	117
Number Cleared	440	402	38
Percent Cleared	44.0	45.5	32.5
BURGLARY	2,443	1,998	445
Number Cleared	183	158	25
Percent Cleared	7.5	7.9	5.6
LARCENY THEFT	2,746	1,689	1,057
Number Cleared	184	135	49
Percent Cleared	6.7	8.0	4.6
GRAND THEFT AUTO	1,090	813	277
Number Cleared	67	57	10
Percent Cleared	6.2	7.0	3.6

STOLEN AND RECOVERED PROPERTY

	AMOUNT STOLEN	AMOUNT RECOVERED	PERCENT
TOTAL	$8,249,502	$1,734,262	21.0
Robbery	572,654	30,305	5.3
Burglary	2,520,439	83,252	3.3
Larceny Theft	1,317,353	79,253	6.0
Auto Theft	3,836,105	1,541,452	40.2
Rape	2,951	-	-

EAST LOS ANGELES STATION

TRAFFIC ACCIDENT AND ENFORCEMENT SUMMARY

	TRAFFIC ACCIDENTS	
	1981-82	1980-81
STATION TOTAL		
Total	401	386
Fatality	5	4
Injury	187	197
Non-Injury	209	185
COMMERCE		
Total	401	386
Fatality	5	4
Injury	187	197
Non-Injury	209	185

CONTINUED

1 OF 5

Preceding page blank

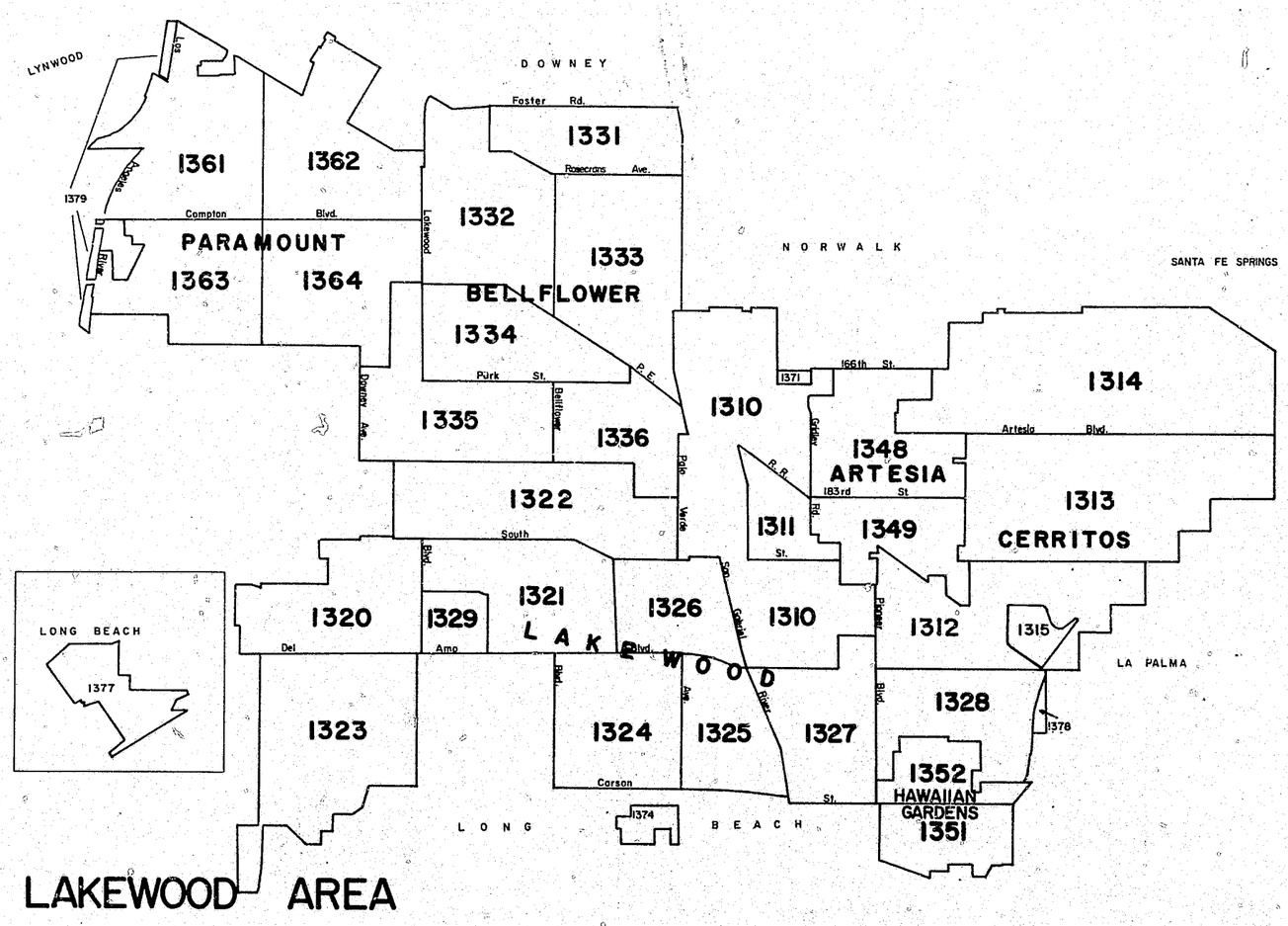

LAKEWOOD STATION

SYNOPSIS

	FISCAL YEAR 1981-82	FISCAL YEAR 1980-81	PERCENT CHANGE
PART I OFFENSES			
Crime Rate per 10,000 Population	692.74	759.57	- 9
NUMBER OF CASES HANDLED			
Criminal Homicide	23	27	- 15
Forcible Rape	92	115	- 20
Robbery	918	918	-
Aggravated Assault	1,275	1,225	+ 4
Burglary	4,944	5,659	- 13
Larceny Theft	7,522	8,369	- 10
Grand Theft Auto	1,905	1,965	- 3
Arson	123	145	- 15
TOTAL CASES HANDLED	36,097	36,687	- 2
ADULT ARRESTS	7,600	7,342	+ 4
JUVENILE ARRESTS	2,721	3,136	- 13
CASE ASSIGNMENTS TO ADULT DETECTIVES	20,827	17,525	+ 19
CASE ASSIGNMENTS TO JUVENILE DETECTIVES	5,458	11,000	- 50

	AREA IN SQUARE MILES	POPULATION 1981-82	CRIME RATE PER 10,000 PART I OFFENSES 1981-82	1980-81	PERCENT CHANGE
Total Area	33.02	242,544	692.74	759.57	- 9
Unincorporated Area	1.37	2,023	375.68	435.00	- 14
Artesia	1.61	14,180	607.90	634.70	- 4
Bellflower	6.18	53,079	749.64	748.88	-
Cerritos	8.78	52,591	741.76	850.15	- 13
Hawaiian Gardens	.96	10,433	865.52	988.21	- 12
Lakewood	9.55	74,220	577.47	622.74	- 7
Paramount	4.57	36,018	776.00	926.20	- 16

	1981-82 CASES	1980-81 CASES	1981-82 RATE PER 10,000	1980-81 RATE PER 10,000	PERCENT CHANGE
Criminal Homicide	23	27	.95	1.11	- 14
Forcible Rape	92	115	3.79	4.74	- 20
Robbery	918	918	37.85	37.85	-
Aggravated Assault	1,275	1,225	52.57	50.51	+ 4
Burglary	4,944	5,659	203.84	233.32	- 13
Larceny Theft	7,522	8,369	310.13	345.05	- 10
Grand Theft Auto	1,905	1,965	78.54	81.02	- 3
Arson	123	145	5.07	5.98	- 15
Total	16,802	18,423	692.74	759.57	- 9

LAKEWOOD STATION

MOST FREQUENT CASES HANDLED

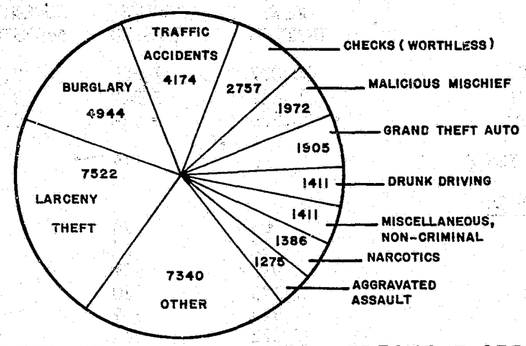

CASES HANDLED BY LOCATION

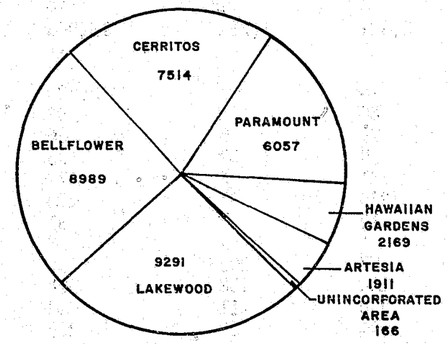

MOST FREQUENT ARRESTS

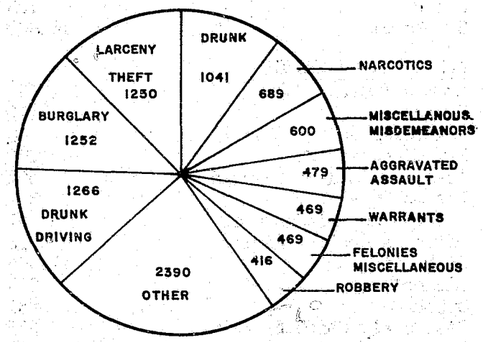

CRIME RATE

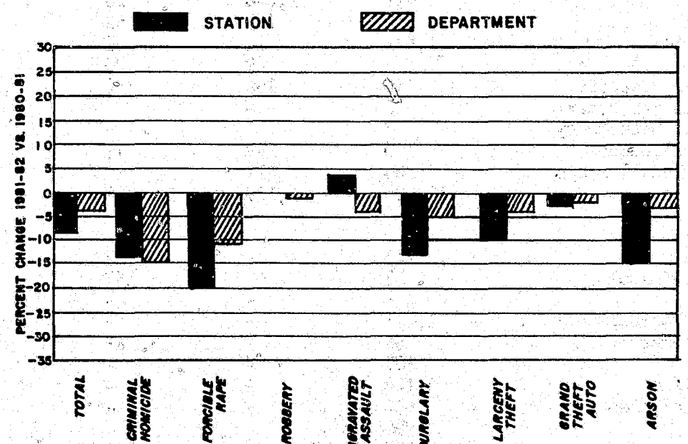

LAKEWOOD STATION

	CASES AND ARRESTS			CASE ASSIGNMENTS	
	CASES HANDLED	ADULTS ARRESTED	JUVENILES ARRESTED	ADULT DETECTIVES	JUVENILE DETECTIVES
FISCAL YEAR 1981-82	36,097	7,600	2,721	20,827	5,458
FISCAL YEAR 1980-81	36,687	7,342	3,136	17,525	11,000
FISCAL YEAR 1979-80	36,826	6,988	2,846	16,823	12,078
% CHANGE LAST TWO YEARS	-2	+4	-13	+19	-50
PART I CRIME OFFENSES					
Criminal Homicide	23	14	1	-	-
Forcible Rape	92	21	7	43	53
Robbery	918	291	125	865	87
Aggravated Assault	1,275	370	109	1,146	90
Burglary	4,944	749	503	4,734	285
Larceny Theft	7,522	812	438	5,138	2,345
Grand Theft Auto	1,905	160	98	2,027	28
Arson	123	4	1	10	2
Sub-Total	16,802	2,421	1,282	13,963	2,890
ALL OTHER OFFENSES					
Checks (Worthless)	2,757	24	1	2,729	-
Forgery	172	80	8	52	7
Sex Felonies	68	28	8	26	28
Sex Misdemeanors	295	79	37	123	129
Assaults, Non-Aggravated	802	231	76	677	118
Weapon Laws	357	239	91	233	49
Defrauding, Misdemeanor	47	12	7	31	6
Offenses Against Family	16	4	-	8	8
Narcotics	1,386	487	202	92	83
Liquor Laws	218	134	138	28	68
Drunk	881	930	111	42	65
Disorderly Conduct	615	44	33	239	251
Loitering	19	-	-	5	9
Gambling	3	2	-	-	-
Drunk Driving	1,411	1,246	20	23	14
Vehicle Laws	350	161	42	81	36
Malicious Mischief	1,972	24	52	837	1,073
Warrants	-	449	20	-	-
Receiving Stolen Property	139	196	154	160	49
Federal Offenses W/O Money	21	-	-	20	1
Federal Offenses With Money	7	-	-	8	-
Felonies, Miscellaneous	190	398	71	165	24
Misdemeanors, Miscellaneous	264	411	189	65	32
Sub-Total	11,990	5,179	1,260	5,644	2,050
NON-CRIMINAL					
Persons Missing	765	-	22	285	389
Juvenile, Non-Criminal	38	-	157	18	18
Commitments	-	-	-	-	-
Miscellaneous, Non-Criminal	1,411	-	-	836	100
Suicide and Attempt	66	-	-	53	1
Mentally Ill	107	-	-	2	-
Accidents, Traffic	4,174	-	-	-	-
Accidents, Miscellaneous	654	-	-	26	10
Persons Dead	90	-	-	-	-
Sub-Total	7,305	-	179	1,220	518

LAKEWOOD STATION

	Lakewood-Unincorporated			City of Cerritos		
	CASES HANDLED	ADULTS ARRESTED	JUVENILES ARRESTED	CASES HANDLED	ADULTS ARRESTED	JUVENILES ARRESTED
FISCAL YEAR 1981-82	166	43	23	7,514	985	643
FISCAL YEAR 1980-81	191	49	12	7,813	787	610
FISCAL YEAR 1979-80	285	68	13	7,610	832	557
% CHANGE LAST TWO YEARS	-13	-12	+92	-4	+25	+5
PART I CRIME OFFENSES						
Criminal Homicide	1	-	-	6	1	-
Forcible Rape	1	-	-	10	2	4
Robbery	2	10	10	137	25	11
Aggravated Assault	1	3	-	142	27	21
Burglary	32	7	6	1,084	180	128
Larceny Theft	30	3	1	2,064	212	131
Grand Theft Auto	8	2	-	441	15	13
Arson	1	-	-	17	-	1
Sub-Total	76	25	17	3,901	462	309
ALL OTHER OFFENSES						
Checks (Worthless)	-	-	-	833	6	-
Forgery	2	-	-	45	26	6
Sex Felonies	1	2	-	14	4	3
Sex Misdemeanors	1	-	-	76	21	9
Assaults, Non-Aggravated	1	-	-	147	35	21
Weapon Laws	-	1	-	41	23	22
Defrauding, Misdemeanor	-	-	-	15	5	7
Offenses Against Family	-	-	-	3	-	-
Narcotics	10	1	-	147	22	36
Liquor Laws	-	-	-	48	11	43
Drunk	-	1	-	76	65	23
Disorderly Conduct	4	-	-	144	5	4
Loitering	-	-	-	5	-	-
Gambling	-	-	-	-	-	-
Drunk Driving	5	1	0	116	99	6
Vehicle Laws	3	-	-	40	17	10
Malicious Mischief	9	-	-	452	4	12
Warrants	-	8	-	-	62	3
Receiving Stolen Property	2	2	3	27	26	37
Federal Offenses W/O Money	1	-	-	2	-	-
Federal Offenses With Money	-	-	-	2	-	-
Felonies, Miscellaneous	-	1	1	47	48	10
Misdemeanors, Miscellaneous	1	1	-	59	44	55
Sub-Total	40	18	4	2,339	523	307
NON-CRIMINAL						
Persons Missing	8	-	-	137	-	9
Juvenile, Non-Criminal	1	-	2	3	-	18
Commitments	-	-	-	-	-	-
Miscellaneous, Non-Criminal	36	-	-	315	-	-
Suicide and Attempt	2	-	-	5	-	-
Mentally Ill	-	-	-	1	-	-
Accidents, Traffic	-	-	-	638	-	-
Accidents, Miscellaneous	3	-	-	163	-	-
Persons Dead	-	-	-	12	-	-
Sub-Total	50	-	2	1,274	-	27

LAKEWOOD STATION

	City of Artesia			City of Hawaiian Gardens		
	CASES HANDLED	ADULTS ARRESTED	JUVENILES ARRESTED	CASES HANDLED	ADULTS ARRESTED	JUVENILES ARRESTED
FISCAL YEAR 1981-82	1,911	397	109	2,169	596	240
FISCAL YEAR 1980-81	1,956	422	179	2,010	485	224
FISCAL YEAR 1979-80	2,063	367	207	1,930	470	195
% CHANGE LAST TWO YEARS	-2	-6	-39	+8	+23	+7
PART I CRIME OFFENSES						
Criminal Homicide	-	-	-	1	2	-
Forcible Rape	2	1	-	5	-	-
Robbery	69	24	3	93	32	13
Aggravated Assault	63	18	1	111	36	9
Burglary	265	40	12	263	35	42
Larceny Theft	388	47	12	340	32	16
Grand Theft Auto	65	8	2	76	8	10
Arson	10	-	-	14	-	-
Sub-Total	862	138	30	903	145	90
ALL OTHER OFFENSES						
Checks (Worthless)	35	1	-	204	-	-
Forgery	10	1	-	9	4	-
Sex Felonies	3	5	1	6	-	2
Sex Misdemeanors	8	2	-	35	19	2
Assaults, Non-Aggravated	42	14	2	54	9	8
Weapon Laws	21	12	3	40	23	8
Defrauding, Misdemeanor	3	-	-	2	-	-
Offenses Against Family	1	1	-	3	1	-
Narcotics	83	36	17	103	33	10
Liquor Laws	13	10	15	41	23	9
Drunk	50	57	5	87	103	17
Disorderly Conduct	34	1	1	19	3	3
Loitering	-	-	-	1	-	-
Gambling	-	-	-	-	-	-
Drunk Driving	64	53	-	118	106	2
Vehicle Laws	24	8	5	23	13	4
Malicious Mischief	114	1	2	101	-	2
Warrants	-	12	1	-	24	2
Receiving Stolen Property	3	8	6	24	27	25
Federal Offenses W/O Money	1	-	-	2	-	-
Federal Offenses With Money	-	-	-	1	-	-
Felonies, Miscellaneous	18	16	3	7	25	2
Misdemeanors, Miscellaneous	34	21	10	10	37	15
Sub-Total	561	259	71	890	450	111
NON-CRIMINAL						
Persons Missing	43	-	-	51	-	1
Juvenile, Non-Criminal	2	-	8	6	-	38
Commitments	-	-	-	-	-	-
Miscellaneous, Non-Criminal	62	-	-	81	-	-
Suicide and Attempt	5	-	-	2	-	-
Mentally Ill	7	-	-	3	-	-
Accidents, Traffic	320	-	-	212	-	-
Accidents, Miscellaneous	38	-	-	19	-	-
Persons Dead	11	-	-	2	-	-
Sub-Total	488	-	8	376	-	39

LAKEWOOD STATION

	City of Lakewood			City of Bellflower		
	CASES HANDLED	ADULTS ARRESTED	JUVENILES ARRESTED	CASES HANDLED	ADULTS ARRESTED	JUVENILES ARRESTED
FISCAL YEAR 1981-82	9,291	1,782	704	8,989	2,262	468
FISCAL YEAR 1980-81	9,391	1,761	851	8,703	2,231	562
FISCAL YEAR 1979-80	9,435	1,602	724	8,939	2,015	534
% CHANGE LAST TWO YEARS	-1	+1	-17	+3	+1	-17
PART I CRIME OFFENSES						
Criminal Homicide	2	3	-	3	1	1
Forcible Rape	15	5	-	44	10	1
Robbery	159	37	29	247	88	18
Aggravated Assault	278	62	23	358	117	19
Burglary	1,020	160	142	1,410	204	90
Larceny Theft	2,251	294	184	1,477	153	46
Grand Theft Auto	533	46	14	409	37	22
Arson	28	1	-	31	1	-
Sub-Total	4,622	612	525	3,975	571	242
ALL OTHER OFFENSES						
Checks (Worthless)	781	5	-	643	11	1
Forgery	52	26	2	26	12	-
Sex Felonies	17	5	-	14	5	2
Sex Misdemeanors	75	17	8	67	13	10
Assaults, Non-Aggravated	194	48	11	209	73	17
Weapon Laws	60	38	14	101	67	15
Defrauding, Misdemeanor	13	2	-	11	4	-
Offenses Against Family	4	1	-	4	1	-
Narcotics	301	100	45	494	204	57
Liquor Laws	45	38	38	37	25	16
Drunk	207	204	22	257	287	26
Disorderly Conduct	197	9	16	143	13	3
Loitering	4	-	-	6	-	-
Gambling	-	-	-	2	2	-
Drunk Driving	395	329	7	431	402	2
Vehicle Laws	67	35	10	108	43	4
Malicious Mischief	544	4	10	413	11	5
Warrants	-	99	5	-	142	3
Receiving Stolen Property	25	37	27	30	59	29
Federal Offenses W/O Money	5	-	-	4	-	-
Federal Offenses With Money	-	-	-	2	-	-
Felonies, Miscellaneous	47	75	10	41	152	23
Misdemeanors, Miscellaneous	51	102	44	59	125	30
Sub-Total	3,084	1,174	269	3,102	1,651	243
NON-CRIMINAL						
Persons Missing	198	-	5	154	-	4
Juvenile, Non-Criminal	9	-	38	9	-	24
Commitments	-	-	-	-	-	-
Miscellaneous, Non-Criminal	370	-	-	321	-	-
Suicide and Attempt	34	-	-	13	-	-
Mentally Ill	42	-	-	23	-	-
Accidents, Traffic	1,087	-	-	1,197	-	-
Accidents, Miscellaneous	161	-	-	170	-	-
Persons Dead	20	-	-	21	-	-
Sub-Total	1,921	-	43	1,908	-	28

L A K E W O O D S T A T I O N

City of Paramount

	CASES HANDLED	ADULTS ARRESTED	JUVENILES ARRESTED
FISCAL YEAR 1981-82	6,057	1,535	534
FISCAL YEAR 1980-81	6,623	1,607	698
FISCAL YEAR 1979-80	6,564	1,634	616
% CHANGE LAST TWO YEARS	-9	-4	-24
PART I CRIME OFFENSES			
Criminal Homicide	10	7	-
Forcible Rape	15	3	2
Robbery	211	75	41
Aggravated Assault	322	107	36
Burglary	870	123	83
Larceny Theft	972	71	48
Grand Theft Auto	373	44	37
Arson	22	2	-
Sub-Total	2,795	432	247
ALL OTHER OFFENSES			
Checks (Worthless)	261	1	-
Forgery	28	11	-
Sex Felonies	13	7	-
Sex Misdemeanors	33	7	8
Assaults, Non-Aggravated	155	51	17
Weapon Laws	94	75	29
Defrauding, Misdemeanor	3	1	-
Offenses Against Family	1	-	-
Narcotics	248	91	37
Liquor Laws	34	27	17
Drunk	204	213	18
Disorderly Conduct	74	13	6
Loitering	3	-	-
Gambling	1	-	-
Drunk Driving	282	256	3
Vehicle Laws	85	45	9
Malicious Mischief	339	4	21
Warrants	-	102	6
Receiving Stolen Property	28	37	27
Federal Offenses W/O Money	6	-	-
Federal Offenses With Money	2	-	-
Felonies, Miscellaneous	30	81	22
Misdemeanors, Miscellaneous	50	81	35
Sub-Total	1,974	1,103	255
NON-CRIMINAL			
Persons Missing	174	-	3
Juvenile, Non-Criminal	8	-	29
Commitments	-	-	-
Miscellaneous, Non-Criminal	226	-	-
Suicide and Attempt	5	-	-
Mentally Ill	31	-	-
Accidents, Traffic	720	-	-
Accidents, Miscellaneous	100	-	-
Persons Dead	24	-	-
Sub-Total	1,288	-	32

LAKEWOOD STATION
OFFENSES BY REPORTING DISTRICTS

Cerritos

	1310	1311	1312	1313	1314	1315
PART I CRIME OFFENSES						
Criminal Homicide	1	-	4	1	-	-
Forcible Rape	2	1	2	4	1	-
Robbery	28	40	20	22	24	3
Aggravated Assault	28	41	21	25	27	-
Burglary	225	79	215	259	305	1
Larceny Theft	509	644	172	361	356	22
Grand Theft Auto	101	186	23	68	63	-
Arson	4	-	4	3	6	-
Sub-Total	898	991	461	743	782	26
ALL OTHER OFFENSES						
Checks (Worthless)	179	473	57	89	35	-
Forgery	6	29	2	6	2	-
Sex Felonies	3	1	2	5	2	1
Sex Misdemeanors	18	13	11	15	17	2
Assaults, Non-Aggravated	36	19	15	39	37	1
Weapon Laws	11	3	8	5	11	3
Defrauding, Misdemeanor	8	5	1	1	-	-
Offenses Against Family	-	-	1	1	1	-
Narcotics	37	11	17	31	28	23
Liquor Laws	7	1	8	13	14	5
Drunk	20	14	10	14	15	3
Disorderly Conduct	28	11	27	40	38	-
Loitering	3	2	-	-	-	-
Gambling	-	-	-	-	-	-
Drunk Driving	38	10	18	29	19	2
Vehicle Laws	11	3	7	13	4	2
Malicious Mischief	127	34	64	102	120	5
Warrants	-	-	-	-	-	-
Receiving Stolen Property	7	7	3	8	2	-
Federal Offenses W/O Money	-	2	-	-	-	-
Federal Offenses With Money	-	1	-	1	-	-
Felonies, Miscellaneous	12	14	7	7	7	-
Misdemeanors, Miscellaneous	17	5	4	13	15	5
Sub-Total	568	658	262	432	367	52
NON-CRIMINAL						
Persons Missing	38	4	19	27	49	-
Juvenile, Non-Criminal	1	-	2	-	-	-
Commitments	-	-	-	-	-	-
Miscellaneous, Non-Criminal	71	76	33	67	62	6
Suicide and Attempt	1	-	-	1	3	-
Mentally Ill	-	-	-	-	1	-
Accidents, Traffic	198	57	84	154	145	-
Accidents, Miscellaneous	47	56	16	15	25	4
Persons Dead	1	-	5	3	3	-
Sub-Total	357	193	159	267	288	10

LAKEWOOD STATION
OFFENSES BY REPORTING DISTRICTS

	Lakewood									
	1320	1321	1322	1323	1324	1325	1326	1327	1328	1329
PART I CRIME OFFENSES										
Criminal Homicide	-	-	1	-	1	-	-	-	-	-
Forcible Rape	3	1	-	1	2	2	1	-	4	1
Robbery	17	15	6	17	11	7	11	17	14	44
Aggravated Assault	30	32	33	31	25	18	21	35	37	16
Burglary	101	104	117	110	92	48	66	154	176	52
Larceny Theft	193	171	161	210	170	57	113	164	270	742
Grand Theft Auto	72	43	55	67	39	4	13	30	70	140
Arson	2	7	2	3	1	-	2	5	4	2
Sub-Total	418	373	375	439	341	136	227	405	575	997
ALL OTHER OFFENSES										
Checks (Worthless)	194	37	49	10	16	24	76	77	18	280
Forgery	6	3	2	2	3	-	4	2	4	26
Sex Felonies	1	-	-	4	2	1	1	4	3	1
Sex Misdemeanors	3	4	9	6	9	4	3	6	15	16
Assaults, Non-Aggravated	17	14	11	9	25	18	12	30	43	15
Weapon Laws	5	7	6	4	10	3	3	10	11	1
Defrauding, Misdemeanor	-	5	3	1	-	-	-	1	-	3
Offenses Against Family	-	1	1	-	-	1	-	-	-	1
Narcotics	14	106	29	23	19	7	11	34	47	11
Liquor Laws	2	9	5	4	6	1	3	6	7	2
Drunk	22	40	26	22	20	9	9	19	35	5
Disorderly Conduct	18	32	23	25	15	18	9	22	30	5
Loitering	-	-	-	-	-	-	-	1	3	-
Gambling	-	-	-	-	-	-	-	-	-	-
Drunk Driving	24	74	57	33	36	10	31	55	61	14
Vehicle Laws	6	14	7	5	14	2	1	8	10	-
Malicious Mischief	60	86	40	67	47	32	39	55	83	35
Warrants	-	-	-	-	-	-	-	-	-	-
Receiving Stolen Property	1	3	1	2	1	1	2	7	2	5
Federal Offenses W/O Money	-	2	-	-	-	2	-	1	-	-
Federal Offenses With Money	-	-	-	-	-	-	-	-	-	-
Felonies, Miscellaneous	2	11	2	3	4	1	2	5	8	9
Misdemeanors, Miscellaneous	4	6	3	5	4	3	4	5	10	7
Sub-Total	379	454	274	225	231	137	210	348	390	436
NON-CRIMINAL										
Persons Missing	15	22	38	13	18	24	14	20	34	-
Juvenile, Non-Criminal	-	2	1	-	1	1	1	1	1	1
Commitments	-	-	-	-	-	-	-	-	-	-
Miscellaneous, Non-Criminal	40	63	28	29	46	11	29	30	34	60
Suicide and Attempt	4	8	1	3	2	1	4	8	3	-
Mentally Ill	6	11	8	6	2	1	-	1	1	6
Accidents, Traffic	142	175	138	90	122	43	59	112	150	56
Accidents, Miscellaneous	14	12	10	21	18	8	12	10	13	43
Persons Dead	9	3	2	1	-	1	2	2	-	-
Sub-Total	230	296	226	163	209	90	121	184	236	166

LAKEWOOD STATION
OFFENSES BY REPORTING DISTRICTS

	Bellflower						Artesia	
	1331	1332	1333	1334	1335	1336	1348	1349
PART I CRIME OFFENSES								
Criminal Homicide	-	-	-	1	2	-	-	-
Forcible Rape	2	2	11	11	13	5	2	-
Robbery	25	46	58	47	56	15	40	29
Aggravated Assault	34	49	94	45	93	43	38	25
Burglary	174	224	401	292	197	122	154	111
Larceny Theft	149	224	387	236	340	141	225	163
Grand Theft Auto	28	65	114	58	105	39	42	23
Arson	4	3	6	7	8	3	4	6
Sub-Total	416	613	1071	697	814	368	505	357
ALL OTHER OFFENSES								
Checks (Worthless)	112	41	38	162	226	64	27	8
Forgery	1	5	1	11	5	3	3	7
Sex Felonies	-	1	6	2	4	1	1	2
Sex Misdemeanors	7	11	23	8	12	6	8	-
Assaults, Non-Aggravated	14	32	68	39	42	14	21	21
Weapon Laws	2	32	14	22	24	7	15	6
Defrauding, Misdemeanor	-	3	-	2	4	2	3	-
Offenses Against Family	2	1	-	-	-	1	-	1
Narcotics	33	97	127	105	112	20	54	29
Liquor Laws	6	6	9	4	10	2	6	7
Drunk	16	69	57	45	56	14	24	26
Disorderly Conduct	7	28	40	30	27	11	21	13
Loitering	2	-	-	-	3	1	-	-
Gambling	-	-	-	1	-	1	-	-
Drunk Driving	29	84	90	92	112	24	38	26
Vehicle Laws	7	21	18	30	25	7	17	7
Malicious Mischief	34	70	105	85	83	36	61	53
Warrants	-	-	-	-	-	-	-	-
Receiving Stolen Property	-	5	7	8	9	1	3	-
Federal Offenses W/O Money	-	-	-	1	3	-	-	1
Federal Offenses With Money	-	-	2	-	-	-	-	-
Felonies, Miscellaneous	1	9	12	10	7	2	11	7
Misdemeanors, Miscellaneous	5	12	16	10	10	6	23	11
Sub-Total	278	527	633	667	774	223	336	225
NON-CRIMINAL								
Persons Missing	6	32	37	27	42	10	31	12
Juvenile, Non-Criminal	-	3	3	1	2	-	2	-
Commitments	-	-	-	-	-	-	-	-
Miscellaneous, Non-Criminal	15	62	67	75	83	19	41	21
Suicide and Attempt	-	3	4	3	2	1	3	2
Mentally Ill	-	7	-	7	7	2	3	4
Accidents, Traffic	103	223	277	208	280	106	173	147
Accidents, Miscellaneous	18	39	40	23	30	20	25	13
Persons Dead	-	5	3	7	5	1	8	3
Sub-Total	142	374	431	351	451	159	286	202

LAKEWOOD STATION
OFFENSES BY REPORTING DISTRICTS

	Hawaiian Gardens		Paramount			
	1351	1352	1361	1362	1363	1364
PART I CRIME OFFENSES						
Criminal Homicide	1	-	-	4	4	2
Forcible Rape	2	3	1	5	6	3
Robbery	73	20	45	54	44	68
Aggravated Assault	76	35	121	73	50	78
Burglary	159	104	190	229	212	239
Larceny Theft	174	166	233	263	214	262
Grand Theft Auto	48	28	94	96	86	97
Arson	10	4	5	4	4	9
Sub-Total	543	360	689	728	620	758
ALL OTHER OFFENSES						
Checks (Worthless)	9	195	6	14	6	235
Forgery	3	6	9	7	2	10
Sex Felonies	5	1	1	6	-	6
Sex Misdemeanors	25	10	7	6	5	15
Assaults, Non-Aggravated	29	25	34	55	23	43
Weapon Laws	30	10	23	35	17	19
Defrauding, Misdemeanor	-	2	-	1	-	2
Offenses Against Family	3	-	-	1	-	-
Narcotics	70	33	58	74	49	67
Liquor Laws	27	14	13	12	3	6
Drunk	55	32	52	51	41	60
Disorderly Conduct	13	6	17	21	12	24
Loitering	1	-	-	1	1	1
Gambling	-	-	-	1	-	-
Drunk Driving	65	53	63	62	42	115
Vehicle Laws	16	7	27	25	15	18
Malicious Mischief	62	39	87	86	59	107
Warrants	-	-	-	-	-	-
Receiving Stolen Property	21	3	3	12	2	11
Federal Offenses W/O Money	2	-	1	3	1	1
Federal Offenses With Money	1	-	2	-	-	-
Felonies, Miscellaneous	3	4	6	12	4	8
Misdemeanors, Miscellaneous	6	4	17	19	6	8
Sub-Total	446	444	426	504	288	756
NON-CRIMINAL						
Persons Missing	43	8	59	47	28	40
Juvenile, Non-Criminal	5	1	2	4	-	2
Commitments	-	-	-	-	-	-
Miscellaneous, Non-Criminal	56	25	60	49	47	70
Suicide and Attempt	1	1	1	3	-	1
Mentally Ill	1	2	6	3	8	14
Accidents, Traffic	127	85	201	199	129	191
Accidents, Miscellaneous	7	12	22	27	13	38
Persons Dead	2	-	2	5	5	12
Sub-Total	242	134	353	337	230	368

LAKEWOOD STATION
OFFENSES BY REPORTING DISTRICTS

	Unincorporated								
	1371	1372	1373	1374	1375	1376	1377	1378	1379
PART I CRIME OFFENSES									
Criminal Homicide	-	-	-	-	1	-	-	-	-
Forcible Rape	-	-	-	-	-	-	-	-	1
Robbery	1	-	-	-	-	-	-	-	1
Aggravated Assault	-	-	-	-	-	-	-	-	1
Burglary	12	-	-	17	1	-	-	2	-
Larceny Theft	18	1	1	8	-	1	-	1	-
Grand Theft Auto	2	-	-	5	1	-	-	-	-
Arson	1	-	-	-	-	-	-	-	-
Sub-Total	34	1	1	30	3	1	-	3	3
ALL OTHER OFFENSES									
Checks (Worthless)	-	-	-	-	-	-	-	-	-
Forgery	2	-	-	-	-	-	-	-	-
Sex Felonies	1	-	-	-	-	-	-	-	-
Sex Misdemeanors	1	-	-	-	-	-	-	-	-
Assaults, Non-Aggravated	-	-	-	1	-	-	-	-	-
Weapon Laws	-	-	-	-	-	-	-	-	-
Defrauding, Misdemeanor	-	-	-	-	-	-	-	-	-
Offenses Against Family	-	-	-	-	-	-	-	-	-
Narcotics	6	1	-	-	-	-	-	3	-
Liquor Laws	-	-	-	-	-	-	-	-	-
Drunk	-	-	-	-	-	-	-	-	-
Disorderly Conduct	-	-	-	4	-	-	-	-	-
Loitering	-	-	-	-	-	-	-	-	-
Gambling	-	-	-	-	-	-	-	-	-
Drunk Driving	4	-	-	1	-	-	-	-	-
Vehicle Laws	2	-	-	1	-	-	-	-	-
Malicious Mischief	2	-	-	6	-	-	-	1	-
Warrants	-	-	-	-	-	-	-	-	-
Receiving Stolen Property	1	-	-	-	-	-	-	-	1
Federal Offenses W/O Money	1	-	-	-	-	-	-	-	-
Federal Offenses With Money	-	-	-	-	-	-	-	-	-
Felonies, Miscellaneous	-	-	-	-	-	-	-	-	-
Misdemeanors, Miscellaneous	1	-	-	-	-	-	-	-	-
Sub-Total	21	1	-	13	-	-	-	4	1
NON-CRIMINAL									
Persons Missing	5	-	-	3	-	-	-	-	-
Juvenile, Non-Criminal	1	-	-	-	-	-	-	-	-
Commitments	-	-	-	-	-	-	-	-	-
Miscellaneous, Non-Criminal	29	-	-	4	-	-	-	1	2
Suicide and Attempt	-	-	-	1	-	-	-	-	1
Mentally Ill	-	-	-	-	-	-	-	-	-
Accidents, Traffic	-	-	-	-	-	-	-	-	-
Accidents, Miscellaneous	3	-	-	-	-	-	-	-	-
Persons Dead	-	-	-	-	-	-	-	-	-
Sub-Total	38	-	-	8	-	-	-	1	3

LAKEWOOD STATION

PART I OFFENSES CLEARED

ACTUAL KNOWN OFFENSES	STATION TOTAL	UNINC.	ARTESIA	BELLFLOWER	CERRITOS	HAWAIIAN GARDENS
TOTAL PART I OFFENSES	16,769	76	862	3,969	3,892	902
Number Cleared	2,581	7	92	675	578	143
Percent Cleared	15.4	9.2	10.7	17.0	14.9	15.9
CRIMINAL HOMICIDE	23	1	-	3	6	1
Number Cleared	10	-	1	1	3	1
Percent Cleared	43.5	-	-	33.3	50.0	100.0
FORCIBLE RAPE	92	1	2	44	10	5
Number Cleared	30	-	1	16	5	-
Percent Cleared	32.6	-	50.0	36.4	50.0	-
ROBBERY	918	2	69	247	137	93
Number Cleared	190	1	9	46	32	20
Percent Cleared	20.7	50.0	13.0	18.6	23.4	21.5
AGGRAVATED ASSAULT	1,275	1	63	358	142	111
Number Cleared	840	1	30	280	91	57
Percent Cleared	65.9	100.0	47.6	78.2	64.1	51.4
BURGLARY	4,942	32	265	1,410	1,083	263
Number Cleared	613	4	26	182	172	25
Percent Cleared	12.4	12.5	9.8	12.9	15.9	9.5
LARCENY THEFT	7,520	30	388	1,477	2,063	340
Number Cleared	765	1	18	121	250	33
Percent Cleared	10.2	3.3	4.6	8.2	12.1	9.7
GRAND THEFT AUTO	1,876	8	65	399	434	75
Number Cleared	133	-	7	29	25	7
Percent Cleared	7.1	-	10.8	7.3	5.8	9.3

STOLEN AND RECOVERED PROPERTY

	AMOUNT STOLEN	AMOUNT RECOVERED	PERCENT
TOTAL	$18,245,310	$2,776,175	15.2
Robbery	659,256	66,340	10.1
Burglary	7,398,988	286,247	3.9
Larceny Theft	3,451,527	210,975	6.1
Auto Theft	6,706,962	2,208,490	32.9
Rape	28,577	4,123	14.4

LAKEWOOD STATION

PART I OFFENSES CLEARED (CONT'D)

ACTUAL KNOWN OFFENSES	LAKEWOOD	PARAMOUNT
TOTAL PART I OFFENSES	4,281	2,787
Number Cleared	620	466
Percent Cleared	14.5	16.7
CRIMINAL HOMICIDE	2	10
Number Cleared	-	4
Percent Cleared	-	40.0
FORCIBLE RAPE	15	15
Number Cleared	4	4
Percent Cleared	26.7	26.7
ROBBERY	159	211
Number Cleared	32	50
Percent Cleared	20.1	23.7
AGGRAVATED ASSAULT	278	322
Number Cleared	183	198
Percent Cleared	65.8	61.5
BURGLARY	1,019	870
Number Cleared	120	84
Percent Cleared	11.8	9.7
LARCENY THEFT	2,250	972
Number Cleared	241	101
Percent Cleared	10.7	10.4
GRAND THEFT AUTO	530	365
Number Cleared	40	25
Percent Cleared	7.6	6.9

LAKEWOOD STATION

TRAFFIC ACCIDENT AND ENFORCEMENT SUMMARY

	TRAFFIC ACCIDENTS 1981-82	1980-81
STATION TOTAL		
Total	4,174	3,801
Fatality	37	10
Injury	1,405	1,557
Non-Injury	2,732	2,234
CERRITOS		
Total	638	558
Fatality	4	1
Injury	218	242
Non-Injury	416	315
LAKEWOOD		
Total	1,087	1,021
Fatality	14	3
Injury	387	455
Non-Injury	686	563
BELLFLOWER		
Total	1,197	1,050
Fatality	9	2
Injury	402	424
Non-Injury	786	624
ARTESIA		
Total	320	253
Fatality	4	1
Injury	120	87
Non-Injury	196	165
HAWAIIAN GARDENS		
Total	212	204
Fatality	-	-
Injury	60	80
Non-Injury	152	124
PARAMOUNT		
Total	720	715
Fatality	6	3
Injury	218	269
Non-Injury	496	443

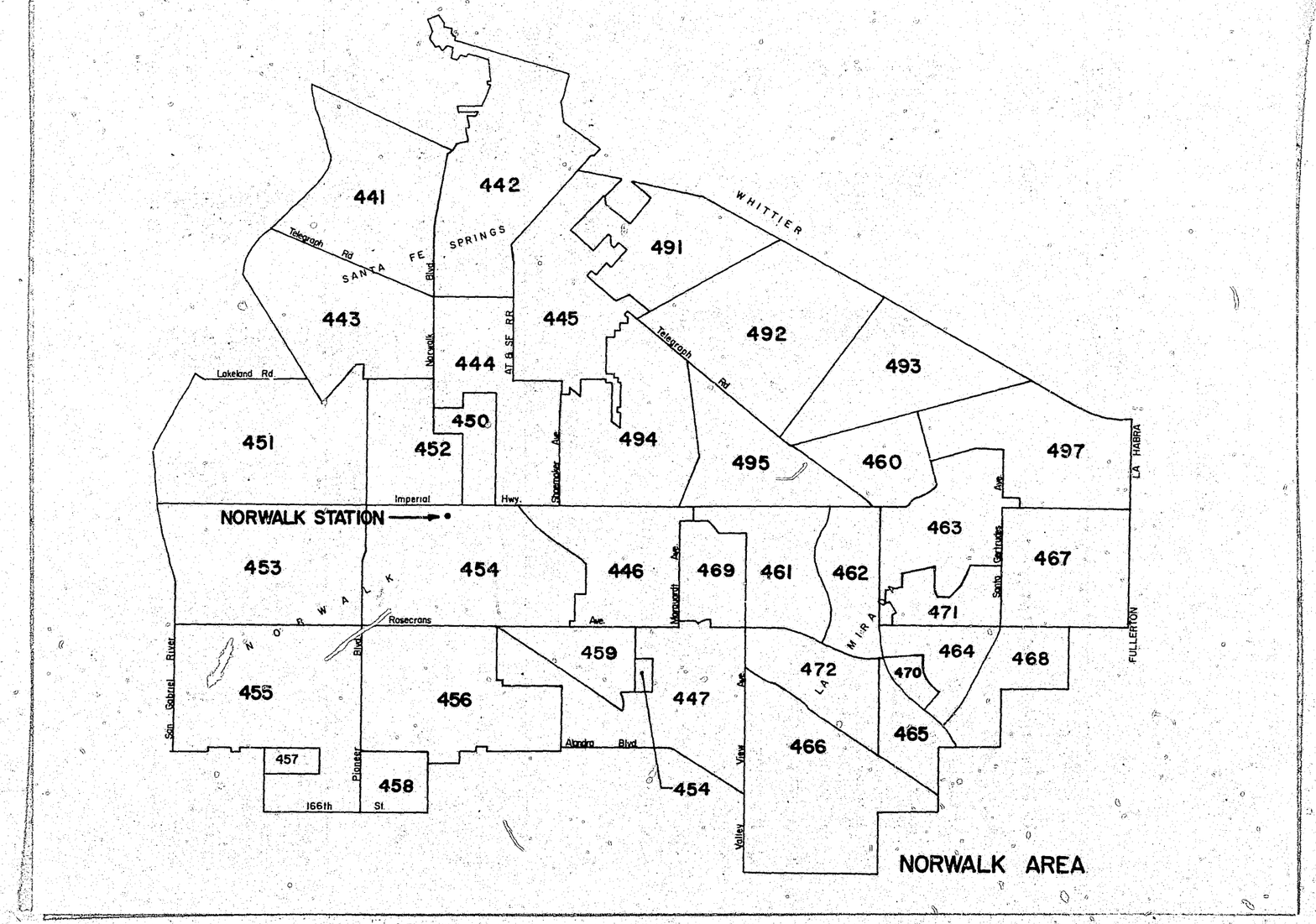
441
442
443
444
445
450
451
452
453
454
446
469
461
462
491
492
493
494
495
460
497
463
467
471
464
468
472
470
465
466
447
459
455
456
457
458
WHITTIER
SANTA FE SPRINGS
Telegraph Rd
Norwalk Blvd
AT & SF RR
Lakeland Rd
Shoemaker Ave
Imperial Hwy
NORWALK STATION
Rosecrans Ave
Marquardt Ave
Santa Gertrudes Ave
LA HABRA
FULLERTON
LA MIRADA
San Gabriel River
Pioneer Blvd
Alondra Blvd
Valley View Ave
166th St
NORWALK AREA

NORWALK STATION

SYNOPSIS

	FISCAL YEAR 1981-82	FISCAL YEAR 1980-81	PERCENT CHANGE
PART I OFFENSES			
Crime Rate per 10,000 Population	550.34	583.04	- 6
NUMBER OF CASES HANDLED			
Criminal Homicide	9	16	- 44
Forcible Rape	77	94	- 18
Robbery	412	486	- 15
Aggravated Assault	1,044	1,034	+ 1
Burglary	3,575	3,935	- 9
Larceny Theft	4,435	4,478	- 1
Grand Theft Auto	1,078	1,186	- 9
Arson	59	95	- 38
TOTAL CASES HANDLED	24,037	24,086	-
ADULT ARRESTS	8,861	7,339	+ 21
JUVENILE ARRESTS	1,768	2,011	- 12
CASE ASSIGNMENTS TO ADULT DETECTIVES	14,814	16,264	- 9
CASE ASSIGNMENTS TO JUVENILE DETECTIVES	440	801	- 45

	AREA IN SQUARE MILES	POPULATION 1981-82	CRIME RATE PER 10,000 PART I OFFENSES 1981-82	1980-81	PERCENT CHANGE
Total Area	40.74	194,225	550.34	583.04	- 6
Unincorporated Area	14.91	57,103	324.50	367.93	- 12
La Mirada	7.78	37,324	594.26	612.21	- 3
Norwalk	9.34	85,242	581.17	597.24	- 3
Santa Fe Springs	8.71	14,556	1,143.17	1,268.89	- 10

	1981-82 CASES	1980-81 CASES	1981-82 RATE PER 10,000	1980-81 RATE PER 10,000	PERCENT CHANGE
Criminal Homicide	9	16	.46	.82	- 44
Forcible Rape	77	94	3.96	4.84	- 18
Robbery	412	486	21.21	25.02	- 15
Aggravated Assault	1,044	1,034	53.75	53.24	+ 1
Burglary	3,575	3,935	184.06	202.60	- 9
Larceny Theft	4,435	4,478	228.34	230.56	- 1
Grand Theft Auto	1,078	1,186	55.50	61.06	- 9
Arson	59	95	3.04	4.89	- 38
Total	10,689	11,324	550.34	583.04	- 6

NORWALK STATION

MOST FREQUENT CASES HANDLED

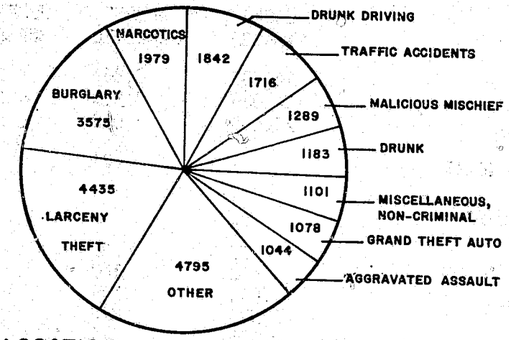

CASES HANDLED BY LOCATION

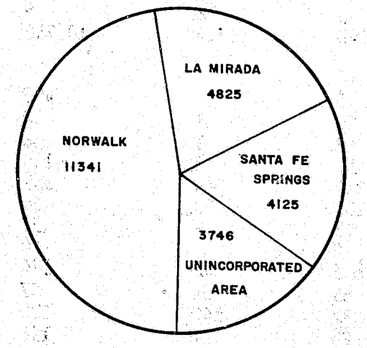

MOST FREQUENT ARRESTS

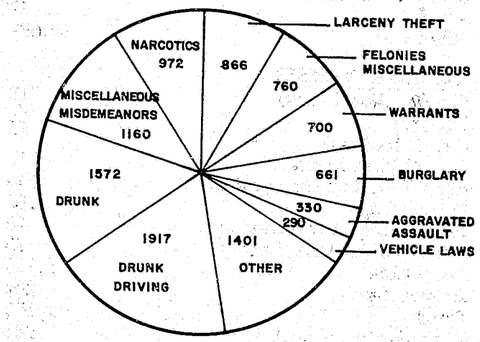

CRIME RATE

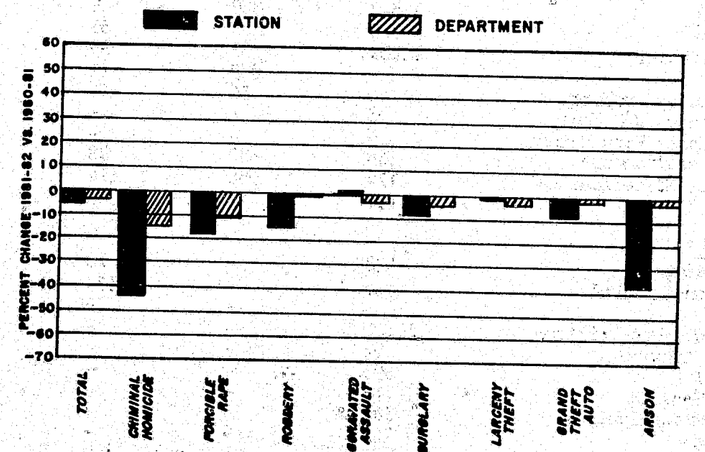

NORWALK STATION

	CASES AND ARRESTS			CASE ASSIGNMENTS	
	CASES HANDLED	ADULTS ARRESTED	JUVENILES ARRESTED	ADULT DETECTIVES	JUVENILE DETECTIVES
FISCAL YEAR 1981-82	24,037	8,861	1,768	14,814	440
FISCAL YEAR 1980-81	24,086	7,339	2,011	16,264	801
FISCAL YEAR 1979-80	25,463	7,098	2,404	17,321	864
% CHANGE LAST TWO YEARS	-	+21	-12	-9	-45
PART I CRIME OFFENSES					
Criminal Homicide	9	7	1	-	-
Forcible Rape	77	21	7	76	-
Robbery	412	107	26	419	-
Aggravated Assault	1,044	277	53	997	-
Burglary	3,575	328	333	3,601	1
Larceny Theft	4,435	614	252	4,011	376
Grand Theft Auto	1,078	81	40	1,149	-
Arson	59	5	3	5	-
Sub-Total	10,689	1,440	715	10,258	377
ALL OTHER OFFENSES					
Checks (Worthless)	419	5	-	403	-
Forgery	66	16	1	30	-
Sex Felonies	72	32	1	48	-
Sex Misdemeanors	158	52	13	140	-
Assaults, Non-Aggravated	546	216	49	537	-
Weapon Laws	282	189	33	128	-
Defrauding, Misdemeanor	46	12	-	32	-
Offenses Against Family	16	2	-	14	-
Narcotics	1,979	825	147	184	7
Liquor Laws	224	65	54	57	1
Drunk	1,183	1,432	140	100	1
Disorderly Conduct	281	23	17	198	-
Loitering	4	-	-	4	-
Gambling	2	5	-	-	-
Drunk Driving	1,842	1,869	48	44	-
Vehicle Laws	385	235	55	103	4
Malicious Mischief	1,289	31	35	1,206	1
Warrants	-	688	12	-	-
Receiving Stolen Property	46	56	50	74	-
Federal Offenses W/O Money	8	-	-	8	-
Federal Offenses With Money	4	-	-	5	-
Felonies, Miscellaneous	166	682	78	156	-
Misdemeanors, Miscellaneous	174	986	174	74	1
Sub-Total	9,192	7,421	907	3,545	15
NON-CRIMINAL					
Persons Missing	528	-	13	438	3
Juvenile, Non-Criminal	16	-	133	14	-
Commitments	-	-	-	-	-
Miscellaneous, Non-Criminal	1,101	-	-	464	44
Suicide and Attempt	92	-	-	65	-
Mentally Ill	390	-	-	6	-
Accidents, Traffic	1,716	-	-	-	-
Accidents, Miscellaneous	168	-	-	24	1
Persons Dead	145	-	-	-	-
Sub-Total	4,156	-	146	1,011	48

NORWALK STATION

	Norwalk-Unincorporated			City of La Mirada		
	CASES HANDLED	ADULTS ARRESTED	JUVENILES ARRESTED	CASES HANDLED	ADULTS ARRESTED	JUVENILES ARRESTED
FISCAL YEAR 1981-82	3,746	1,297	283	4,825	1,965	327
FISCAL YEAR 1980-81	3,816	1,094	330	4,291	1,190	264
FISCAL YEAR 1979-80	3,760	971	407	4,789	1,135	510
% CHANGE LAST TWO YEARS	-2	+19	-14	+12	+65	+24
PART I CRIME OFFENSES						
Criminal Homicide	1	2	-	2	1	-
Forcible Rape	20	3	2	12	3	2
Robbery	53	8	3	103	22	3
Aggravated Assault	230	62	11	180	38	11
Burglary	694	50	74	687	64	64
Larceny Theft	657	20	15	996	194	54
Grand Theft Auto	181	10	8	232	14	9
Arson	17	2	-	6	-	-
Sub-Total	1,853	157	113	2,218	336	143
ALL OTHER OFFENSES						
Checks (Worthless)	17	2	-	44	-	-
Forgery	7	2	-	22	5	-
Sex Felonies	17	7	1	5	4	-
Sex Misdemeanors	40	15	5	28	7	1
Assaults, Non-Aggravated	105	45	9	81	34	6
Weapon Laws	53	35	4	61	32	11
Defrauding, Misdemeanor	-	-	-	10	1	-
Offenses Against Family	4	-	-	1	-	-
Narcotics	369	118	22	396	138	28
Liquor Laws	58	20	5	40	7	11
Drunk	197	249	23	225	273	24
Disorderly Conduct	71	9	5	32	-	3
Loitering	1	-	-	1	-	-
Gambling	-	-	-	-	-	-
Drunk Driving	208	235	5	526	521	13
Vehicle Laws	50	29	9	107	71	18
Malicious Mischief	229	4	5	240	3	8
Warrants	-	74	4	-	161	1
Receiving Stolen Property	4	8	8	9	10	5
Federal Offenses W/O Money	2	-	-	1	-	-
Federal Offenses With Money	1	-	-	-	-	-
Felonies, Miscellaneous	28	156	12	40	146	9
Misdemeanors, Miscellaneous	39	132	33	31	216	28
Sub-Total	1,500	1,140	150	1,900	1,629	166
NON-CRIMINAL						
Persons Missing	134	-	3	43	-	1
Juvenile, Non-Criminal	4	-	17	1	-	17
Commitments	-	-	-	-	-	-
Miscellaneous, Non-Criminal	178	-	-	215	-	-
Suicide and Attempt	25	-	-	6	-	-
Mentally Ill	15	-	-	15	-	-
Accidents, Traffic	-	-	-	377	-	-
Accidents, Miscellaneous	6	-	-	38	-	-
Persons Dead	31	-	-	12	-	-
Sub-Total	393	-	20	707	-	18

NORWALK STATION

	City of Norwalk			City of Santa Fe Springs		
	CASES HANDLED	ADULTS ARRESTED	JUVENILES ARRESTED	CASES HANDLED	ADULTS ARRESTED	JUVENILES ARRESTED
FISCAL YEAR 1981-82	11,341	4,265	907	4,125	1,334	251
FISCAL YEAR 1980-81	11,755	3,952	1,038	4,224	1,103	379
FISCAL YEAR 1979-80	12,267	3,822	1,199	4,647	1,170	288
% CHANGE LAST TWO YEARS	-4	+8	-13	-2	+21	-34
PART I CRIME OFFENSES						
Criminal Homicide	6	4	1	-	-	-
Forcible Rape	31	12	3	14	3	-
Robbery	197	65	19	59	12	1
Aggravated Assault	515	136	18	119	41	13
Burglary	1,627	164	156	567	50	39
Larceny Theft	2,036	316	143	746	84	40
Grand Theft Auto	515	50	20	150	7	3
Arson	27	1	1	9	2	2
Sub-Total	4,954	748	361	1,664	199	98
ALL OTHER OFFENSES						
Checks (Worthless)	158	3	-	200	-	-
Forgery	24	4	1	13	5	-
Sex Felonies	35	15	-	15	6	-
Sex Misdemeanors	73	28	7	17	2	-
Assaults, Non-Aggravated	269	102	28	91	35	6
Weapon Laws	128	94	16	40	28	2
Defrauding, Misdemeanor	27	6	-	9	5	-
Offenses Against Family	9	2	-	2	-	-
Narcotics	961	470	70	253	99	27
Liquor Laws	84	21	26	42	17	12
Drunk	593	715	72	168	195	21
Disorderly Conduct	130	13	8	48	1	1
Loitering	2	-	-	-	-	-
Gambling	2	5	-	-	-	-
Drunk Driving	716	751	18	392	362	12
Vehicle Laws	130	83	18	98	52	10
Malicious Mischief	573	21	15	247	3	7
Warrants	-	363	7	-	90	-
Receiving Stolen Property	31	34	32	2	4	5
Federal Offenses W/O Money	4	-	-	1	-	-
Federal Offenses With Money	2	-	-	1	-	-
Felonies, Miscellaneous	80	290	46	18	90	11
Misdemeanors, Miscellaneous	76	497	91	28	141	22
Sub-Total	4,107	3,517	455	1,685	1,135	136
NON-CRIMINAL						
Persons Missing	252	-	7	99	-	2
Juvenile, Non-Criminal	10	-	84	1	-	15
Commitments	-	-	-	-	-	-
Miscellaneous, Non-Criminal	505	-	-	203	-	-
Suicide and Attempt	46	-	-	15	-	-
Mentally Ill	350	-	-	10	-	-
Accidents, Traffic	958	-	-	381	-	-
Accidents, Miscellaneous	89	-	-	35	-	-
Persons Dead	70	-	-	32	-	-
Sub-Total	2,280	-	91	776	-	17

NORWALK STATION

OFFENSES BY REPORTING DISTRICT

	Santa Fe Springs						
	0441	0442	0443	0444	0445	0446	0447
PART I CRIME OFFENSES							
Criminal Homicide	-	-	1	-	-	-	1
Forcible Rape	2	1	5	-	1	2	1
Robbery	8	37	14	2	31	4	7
Aggravated Assault	47	30	47	5	22	12	17
Burglary	131	127	177	49	69	37	97
Larceny Theft	117	150	169	61	226	46	227
Grand Theft Auto	27	41	39	18	20	13	74
Arson	1	1	2	-	-	1	1
Sub-Total	333	387	454	135	369	115	425
ALL OTHER OFFENSES							
Checks (Worthless)	-	19	2	11	8	-	4
Forgery	2	9	5	1	4	-	1
Sex Felonies	1	-	3	-	-	-	1
Sex Misdemeanors	3	3	17	1	2	1	1
Assaults, Non-Aggravated	16	10	28	5	7	5	10
Weapons Laws	12	11	19	6	7	4	2
Defrauding, Misdemeanors	-	1	-	2	2	1	4
Offenses Against Family	-	-	1	-	-	-	-
Narcotics	134	70	97	18	29	20	28
Liquor Laws	10	6	11	6	4	2	1
Drunk	46	38	77	15	14	23	12
Disorderly Conduct	9	4	10	2	2	-	5
Loitering	-	-	1	-	-	-	-
Gambling	-	-	-	-	-	-	-
Drunk Driving	91	128	150	64	41	32	20
Vehicle Laws	16	21	23	13	14	5	15
Malicious Mischief	45	38	52	15	31	17	42
Warrants	-	-	-	-	-	-	-
Receiving Stolen Property	5	-	1	-	-	1	2
Federal Offenses W/O Money	-	-	-	-	-	-	1
Federal Offenses With Money	-	-	-	-	-	-	-
Felonies, Miscellaneous	9	12	8	1	3	2	5
Misdemeanors, Miscellaneous	8	6	7	3	3	1	3
Sub-Total	407	376	512	163	171	114	157
NON-CRIMINAL							
Persons Missing	16	7	18	2	-	-	-
Juvenile, Non-Criminal	-	-	1	-	-	-	-
Commitments	-	-	-	-	-	-	-
Miscellaneous, Non-Criminal	29	49	45	15	34	15	28
Suicide and Attempt	1	1	3	1	-	-	-
Mentally Ill	2	1	7	-	1	-	4
Accidents, Traffic	72	70	62	44	50	18	61
Accidents, Miscellaneous	8	11	7	2	1	6	3
Persons Dead	3	2	3	2	-	1	1
Sub-Total	131	141	146	66	86	40	97

NORWALK STATION

OFFENSES BY REPORTING DISTRICT

Norwalk

	0450	0451	0452	0453	0454	0455	0456	0457	0458	0459
PART I CRIME OFFENSES										
Criminal Homicide	-	2	1	1	-	2	-	-	-	-
Forcible Rape	-	3	1	7	8	8	2	-	2	-
Robbery	1	17	16	47	23	37	41	2	9	4
Aggravated Assault	4	86	34	78	110	82	67	9	25	20
Burglary	2	227	125	225	383	258	281	11	48	67
Larceny Theft	6	342	200	343	364	365	239	50	57	70
Grand Theft Auto	-	93	27	83	100	118	41	28	11	14
Arson	-	3	1	5	5	4	7	-	-	2
Sub-Total	13	773	405	789	993	874	678	100	152	177
ALL OTHER OFFENSES										
Checks (Worthless)	-	71	5	26	9	37	5	-	1	4
Forgery	-	3	3	4	5	3	4	-	-	2
Sex Felonies	-	9	1	7	5	9	4	-	-	-
Sex Misdemeanors	-	12	5	14	13	13	9	-	7	-
Assaults, Non-Aggravated	1	47	16	35	69	60	25	2	7	7
Weapon Laws	-	15	9	22	34	20	17	-	10	1
Defrauding, Misdemeanor	-	3	1	5	8	3	7	-	-	-
Offenses Against Family	-	1	-	2	2	1	1	-	-	2
Narcotics	2	96	71	119	195	143	185	2	93	55
Liquor Laws	-	8	2	19	17	13	14	1	7	3
Drunk	4	66	42	93	149	112	82	2	29	14
Disorderly Conduct	-	30	6	18	20	24	19	1	6	6
Loitering	-	-	-	1	-	-	1	-	-	-
Gambling	-	-	-	-	-	-	1	-	-	1
Drunk Driving	-	72	53	115	212	164	77	1	11	11
Vehicle Laws	-	16	10	19	27	35	18	-	3	2
Malicious Mischief	6	84	39	85	86	123	104	3	16	27
Warrants	-	-	-	-	-	-	-	-	-	-
Receiving Stolen Property	-	1	-	9	5	6	6	1	3	-
Federal Offenses W/O Money	-	-	-	2	1	1	-	-	-	-
Federal Offenses With Money	-	-	-	1	-	-	1	-	-	-
Felonies, Miscellaneous	3	8	4	9	26	13	12	1	1	3
Misdemeanors, Miscellaneous	1	13	5	11	12	13	8	1	4	8
Sub-Total	17	555	272	616	895	793	600	15	198	146
NON-CRIMINAL										
Persons Missing	1	51	19	30	39	51	39	-	11	11
Juvenile, Non-Criminal	1	3	-	1	3	1	-	-	1	-
Commitments	-	-	-	-	-	-	-	-	-	-
Miscellaneous, Non-Criminal	4	54	37	87	115	105	59	12	19	13
Suicide and Attempt	2	7	2	6	14	10	3	-	-	2
Mentally Ill	297	10	4	9	10	10	6	1	2	1
Accidents, Traffic	-	128	71	161	204	198	137	8	29	22
Accidents, Miscellaneous	-	14	6	16	25	12	11	2	2	1
Persons Dead	3	10	2	17	15	11	6	-	-	6
Sub-Total	308	277	141	327	425	398	261	23	64	56

NORWALK STATION

OFFENSES BY REPORTING DISTRICT

La Mirada

	0460	0461	0462	0463	0464	0465	0466	0467	0468	0469
PART I CRIME OFFENSES										
Criminal Homicide	-	-	-	-	-	-	-	-	-	-
Forcible Rape	2	2	2	-	-	-	1	1	-	2
Robbery	10	15	-	9	2	3	3	-	5	2
Aggravated Assault	8	21	8	5	12	14	4	2	12	20
Burglary	47	63	42	71	55	31	64	37	56	44
Larceny Theft	59	99	46	88	47	18	96	26	38	56
Grand Theft Auto	7	18	8	8	9	4	15	9	12	19
Arson	-	-	-	1	2	3	1	-	-	2
Sub-Total	133	218	106	182	127	73	184	75	123	145
ALL OTHER OFFENSES										
Checks (Worthless)	105	21	-	30	6	3	7	2	-	-
Forgery	-	2	2	1	-	-	-	1	1	1
Sex Felonies	-	-	3	-	3	-	-	3	4	1
Sex Misdemeanors	-	3	1	2	2	-	1	1	-	3
Assaults, Non-Aggravated	13	12	8	10	7	4	-	4	6	11
Weapon Laws	3	8	4	2	-	2	3	6	1	6
Defrauding, Misdemeanor	4	-	-	1	-	-	1	-	2	-
Offenses Against Family	-	-	-	-	1	-	-	-	-	1
Narcotics	10	36	9	29	21	20	13	10	15	46
Liquor Laws	2	6	4	4	4	4	-	4	2	7
Drunk	13	28	12	17	16	19	4	10	11	22
Disorderly Conduct	1	7	9	4	1	2	1	4	4	11
Loitering	-	-	-	-	-	-	-	-	-	-
Gambling	-	-	-	-	-	-	-	-	-	-
Drunk Driving	44	92	40	62	13	11	25	40	16	26
Vehicle Laws	6	14	11	14	3	12	7	11	6	3
Malicious Mischief	26	38	10	21	15	13	14	17	24	29
Warrants	-	-	-	-	-	-	-	-	-	-
Receiving Stolen Property	-	-	-	-	-	-	-	-	-	1
Federal Offenses W/O Money	-	-	-	-	-	-	-	-	-	-
Federal Offenses With Money	1	-	-	-	-	-	-	-	-	-
Felonies, Miscellaneous	3	1	2	1	-	1	3	2	1	2
Misdemeanors, Miscellaneous	3	4	1	1	2	1	4	2	6	1
Sub-Total	234	272	116	199	94	92	83	117	99	171
NON-CRIMINAL										
Persons Missing	3	18	3	8	12	10	2	4	16	13
Juvenile, Non-Criminal	1	-	-	-	-	-	-	-	-	-
Commitments	-	-	-	-	-	-	-	-	-	-
Miscellaneous, Non-Criminal	23	30	10	24	7	12	18	8	15	19
Suicide and Attempt	-	-	2	1	3	1	-	-	3	3
Mentally Ill	1	3	1	-	-	-	1	-	2	-
Accidents, Traffic	51	47	27	41	26	29	52	17	33	23
Accidents, Miscellaneous	8	3	2	6	1	3	2	-	1	-
Persons Dead	1	5	18	-	2	1	1	-	-	-
Sub-Total	88	106	63	80	51	56	76	29	70	58

NORWALK STATION

OFFENSES BY REPORTING DISTRICTS

	La Mirada		
	0470	0471	0472
PART I CRIME OFFENSES			
Criminal Homicide	-	-	-
Forcible Rape	3	1	-
Robbery	7	1	2
Aggravated Assault	5	1	7
Burglary	22	1	34
Larceny Theft	121	16	36
Grand Theft Auto	37	1	3
Arson	-	-	-
Sub-Total	195	21	82
ALL OTHER OFFENSES			
Checks (Worthless)	26	-	-
Forgery	4	-	1
Sex Felonies	-	1	-
Sex Misdemeanors	3	1	-
Assaults, Non-Aggravated	12	1	3
Weapon Laws	1	1	3
Defrauding, Misdemeanor	1	-	-
Offenses Against Family	-	-	-
Narcotics	11	25	8
Liquor Laws	-	3	2
Drunk	4	2	10
Disorderly Conduct	1	-	3
Loitering	-	-	-
Gambling	-	-	-
Drunk Driving	5	2	16
Vehicle Laws	5	1	5
Malicious Mischief	14	3	23
Warrants	-	-	-
Receiving Stolen Property	-	-	1
Federal Offenses W/O Money	1	-	-
Federal Offenses With Money	-	-	-
Felonies, Miscellaneous	1	-	1
Misdemeanors, Miscellaneous	1	1	1
Sub-Total	90	41	77
NON-CRIMINAL			
Persons Missing	-	-	10
Juvenile, Non-Criminal	-	-	-
Commitments	-	-	-
Miscellaneous, Non-Criminal	15	3	19
Suicide and Attempt	-	-	2
Mentally Ill	1	-	1
Accidents, Traffic	7	7	21
Accidents, Miscellaneous	6	1	2
Persons Dead	-	2	2
Sub-Total	29	13	57

NORWALK STATION

OFFENSES BY REPORTING DISTRICTS

	Unincorporated					
	0491	0492	0493	0494	0495	0497
PART I CRIME OFFENSES						
Criminal Homicide	-	-	-	1	-	-
Forcible Rape	-	9	2	3	1	5
Robbery	5	7	8	19	10	4
Aggravated Assault	37	41	31	69	21	31
Burglary	102	139	91	161	86	115
Larceny Theft	105	121	96	141	90	104
Grand Theft Auto	23	34	26	42	21	35
Arson	1	6	2	3	1	4
Sub-Total	273	357	256	439	230	298
ALL OTHER OFFENSES						
Checks (Worthless)	9	1	3	4	-	-
Forgery	1	-	2	2	1	1
Sex Felonies	2	1	5	4	2	3
Sex Misdemeanors	7	14	4	5	4	6
Assaults, Non-Aggravated	12	13	16	39	10	15
Weapon Laws	6	9	11	14	9	4
Defrauding, Misdemeanor	-	-	-	-	-	-
Offenses Against Family	1	1	1	-	-	1
Narcotics	32	71	74	107	59	26
Liquor Laws	5	7	11	23	9	3
Drunk	22	37	41	58	29	10
Disorderly Conduct	7	17	12	11	10	14
Loitering	-	1	-	-	-	-
Gambling	-	-	-	-	-	-
Drunk Driving	21	38	38	63	32	16
Vehicle Laws	8	8	4	22	4	4
Malicious Mischief	39	42	39	37	19	53
Warrants	-	-	-	-	-	-
Receiving Stolen Property	-	2	-	1	1	-
Federal Offenses W/O Money	-	1	-	-	-	1
Federal Offenses With Money	-	-	1	-	-	-
Felonies, Miscellaneous	8	3	4	6	4	3
Misdemeanors, Miscellaneous	10	6	7	12	2	2
Sub-Total	190	272	273	408	195	162
NON-CRIMINAL						
Persons Missing	33	18	21	35	12	15
Juvenile, Non-Criminal	1	1	-	2	-	-
Commitments	-	-	-	-	-	-
Miscellaneous, Non-Criminal	37	36	28	36	25	16
Suicide and Attempt	2	2	5	6	7	3
Mentally Ill	-	1	4	4	2	4
Accidents, Traffic	-	-	-	-	-	-
Accidents, Miscellaneous	1	-	1	2	-	2
Persons Dead	6	13	5	3	1	3
Sub-Total	80	71	64	88	47	43

NORWALK STATION

PART I OFFENSES CLEARED

ACTUAL KNOWN OFFENSES	STATION TOTAL	UNINC.	LA MIRADA	NORWALK	SANTA FE SPRINGS
TOTAL PART I OFFENSES	10,648	1,845	2,215	4,938	1,650
Number Cleared	1,506	348	161	683	314
Percent Cleared	14.1	18.9	7.3	13.8	19.0
CRIMINAL HOMICIDE	9	1	2	6	-
Number Cleared	6	1	-	3	2
Percent Cleared	66.7	100.0	-	50.0	-
FORCIBLE RAPE	77	20	12	31	14
Number Cleared	42	14	1	22	5
Percent Cleared	54.6	70.0	8.3	71.0	35.7
ROBBERY	412	53	103	197	59
Number Cleared	80	17	11	35	17
Percent Cleared	19.4	32.1	10.7	17.8	28.8
AGGRAVATED ASSAULT	1,044	230	180	515	119
Number Cleared	629	170	69	275	115
Percent Cleared	60.3	73.9	38.3	53.4	96.6
BURGLARY	3,570	693	687	1,626	564
Number Cleared	353	80	33	162	78
Percent Cleared	9.9	11.5	4.8	10.0	13.8
LARCENY THEFT	4,432	657	994	2,036	745
Number Cleared	309	54	38	144	73
Percent Cleared	7.0	8.2	3.8	7.1	9.8
GRAND THEFT AUTO	1,045	174	231	500	140
Number Cleared	87	12	9	42	24
Percent Cleared	8.3	6.9	3.9	8.4	17.1

STOLEN AND RECOVERED PROPERTY

	AMOUNT STOLEN	AMOUNT RECOVERED	PERCENT
TOTAL	$11,893,260	$1,313,148	11.0
Robbery	652,192	18,948	3.0
Burglary	3,984,714	153,215	3.9
Larceny Theft	2,505,470	128,391	5.1
Auto Theft	4,748,489	1,010,094	21.3
Rape	2,395	2,500	1.04

NORWALK STATION

TRAFFIC ACCIDENT AND ENFORCEMENT SUMMARY

	TRAFFIC ACCIDENTS 1981-82	1980-81
STATION TOTAL		
Total	1,717	1,821
Fatality	26	11
Injury	818	902
Non-Injury	873	908
SANTA FE SPRINGS		
Total	377	378
Fatality	11	4
Injury	212	222
Non-Injury	154	152
NORWALK		
Total	959	1,072
Fatality	5	6
Injury	407	485
Non-Injury	547	581
LA MIRADA		
Total	381	371
Fatality	10	1
Injury	199	195
Non-Injury	172	175

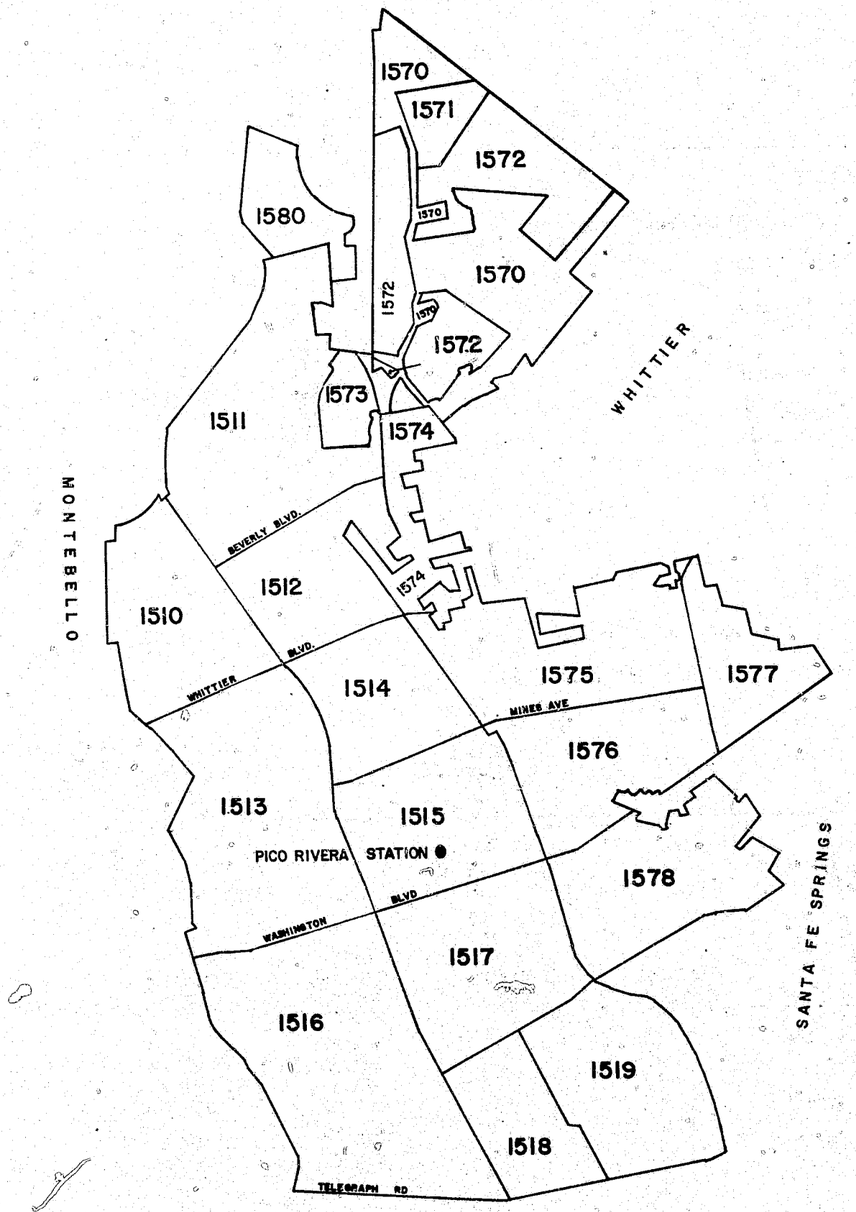

PICO RIVERA AREA

Preceding page blank

PICO RIVERA STATION

SYNOPSIS

	FISCAL YEAR 1981-82	FISCAL YEAR 1980-81	PERCENT CHANGE
PART I OFFENSES			
Crime Rate per 10,000 Population	531.49	606.73	- 12
NUMBER OF CASES HANDLED			
Criminal Homicide	8	16	- 50
Forcible Rape	30	35	- 14
Robbery	237	338	- 30
Aggravated Assault	538	556	- 3
Burglary	1,358	1,551	- 12
Larceny Theft	1,615	1,851	- 13
Grand Theft Auto	382	415	- 8
Arson	42	44	- 5
TOTAL CASES HANDLED	9,510	9,421	+ 1
ADULT ARRESTS	3,248	2,321	+ 40
JUVENILE ARRESTS	819	765	+ 7
CASE ASSIGNMENTS TO ADULT DETECTIVES	6,134	6,878	- 11
CASE ASSIGNMENTS TO JUVENILE DETECTIVES	242	274	- 12

	AREA IN SQUARE MILES	POPULATION 1981-82	CRIME RATE PER 10,000 PART I OFFENSES 1981-82	1980-81	PERCENT CHANGE
Total Area	13.12	79,212	531.49	606.73	- 12
Unincorporated Area	4.89	25,909	483.62	524.91	- 8
Pico Rivera	8.23	53,303	554.75	646.49	- 14

	1981-82 CASES	1980-81 CASES	1981-82 RATE PER 10,000	1980-81 RATE PER 10,000	PERCENT CHANGE
Criminal Homicide	8	16	1.01	2.02	- 50
Forcible Rape	30	35	3.79	4.42	- 14
Robbery	237	338	29.92	42.67	- 30
Aggravated Assault	538	556	67.92	70.19	- 3
Burglary	1,358	1,551	171.44	195.80	- 12
Larceny Theft	1,615	1,851	203.88	233.68	- 13
Grand Theft Auto	382	415	48.23	52.39	- 8
Arson	42	44	5.30	5.55	- 5
Total	4,210	4,806	531.49	606.73	- 12

PICO RIVERA STATION

MOST FREQUENT CASES HANDLED

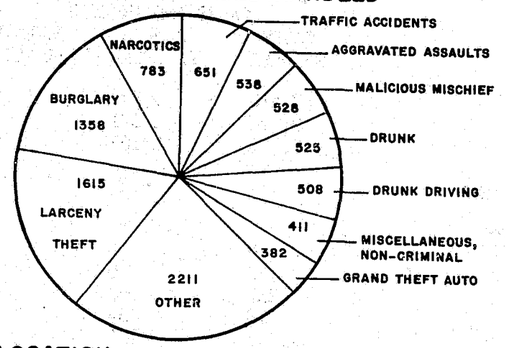

CASES HANDLED BY LOCATION

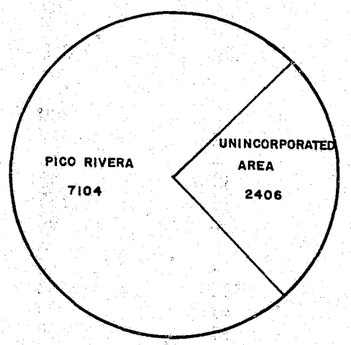

MOST FREQUENT ARRESTS

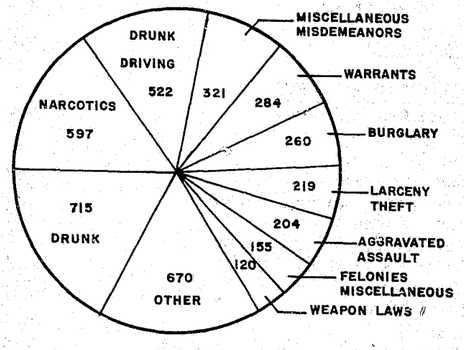

CRIME RATE

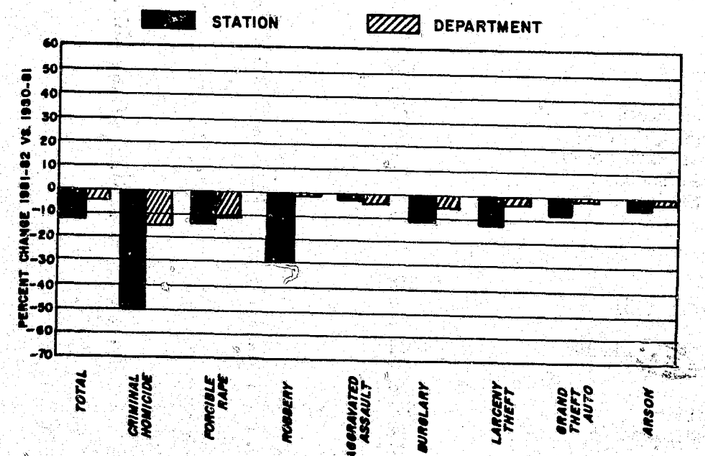

PICO RIVERA STATION

	CASES AND ARRESTS			CASE ASSIGNMENTS	
	CASES HANDLED	ADULTS ARRESTED	JUVENILES ARRESTED	ADULT DETECTIVES	JUVENILE DETECTIVES
FISCAL YEAR 1981-82	9,510	3,248	819	6,134	242
FISCAL YEAR 1980-81	9,421	2,321	765	6,878	274
FISCAL YEAR 1979-80	8,794	2,105	734	6,394	224
% CHANGE LAST TWO YEARS	+1	+40	+7	-11	-12
PART I CRIME OFFENSES					
Criminal Homicide	8	6	2	-	-
Forcible Rape	30	9	1	30	1
Robbery	237	48	27	233	4
Aggravated Assault	538	154	50	515	6
Burglary	1,358	153	107	1,370	3
Larceny Theft	1,615	152	67	1,456	147
Grand Theft Auto	382	24	27	402	-
Arson	42	3	6	2	-
Sub-Total	4,210	549	287	4,008	161
ALL OTHER OFFENSES					
Checks (Worthless)	380	-	-	380	-
Forgery	22	13	2	12	1
Sex Felonies	18	9	-	10	-
Sex Misdemeanors	62	19	17	48	2
Assaults, Non-Aggravated	196	74	16	191	2
Weapon Laws	135	90	30	96	9
Defrauding, Misdemeanor	10	1	-	8	-
Offenses Against Family	7	-	-	6	1
Narcotics	783	481	116	83	9
Liquor Laws	225	31	41	34	7
Drunk	525	654	61	39	1
Disorderly Conduct	155	30	37	109	3
Loitering	5	-	-	3	1
Gambling	3	6	-	-	-
Drunk Driving	508	507	15	14	-
Vehicle Laws	92	57	21	35	3
Malicious Mischief	528	12	14	489	4
Warrants	-	276	8	-	-
Receiving Stolen Property	27	41	12	36	-
Federal Offenses W/O Money	10	8	-	8	-
Federal Offenses With Money	4	-	-	4	-
Felonies, Miscellaneous	74	133	22	71	-
Misdemeanors, Miscellaneous	73	257	64	24	1
Sub-Total	3,842	2,699	476	1,700	44
NON-CRIMINAL					
Persons Missing	218	-	12	168	28
Juvenile, Non-Criminal	3	-	44	3	-
Commitments	-	-	-	-	-
Miscellaneous, Non-Criminal	411	-	-	215	9
Suicide and Attempt	32	-	-	26	-
Mentally Ill	67	-	-	4	-
Accidents, Traffic	651	-	-	-	-
Accidents, Miscellaneous	48	-	-	10	-
Persons Dead	28	-	-	-	-
Sub-Total	1,458	-	56	426	37

PICO RIVERA STATION

	Pico Rivera-Unincorporated			City of Pico Rivera		
	CASES HANDLED	ADULTS ARRESTED	JUVENILES ARRESTED	CASES HANDLED	ADULTS ARRESTED	JUVENILES ARRESTED
FISCAL YEAR 1981-82	2,406	779	194	7,104	2,469	625
FISCAL YEAR 1980-81	2,399	512	200	7,022	1,809	565
FISCAL YEAR 1979-80	2,225	407	188	6,569	1,698	546
% CHANGE LAST TWO YEARS	-	+52	-3	+1	+36	+11
PART I CRIME OFFENSES						
Criminal Homicide	2	2	2	6	4	-
Forcible Rape	13	2	1	17	7	-
Robbery	76	17	8	161	31	19
Aggravated Assault	167	40	14	371	114	36
Burglary	459	44	29	899	109	78
Larceny Theft	408	13	4	1,207	139	63
Grand Theft Auto	112	7	5	270	17	22
Arson	16	2	5	26	1	1
Sub-Total	1,253	127	68	2,957	422	219
ALL OTHER OFFENSES						
Checks (Worthless)	10	-	-	370	-	-
Forgery	1	2	-	21	11	2
Sex Felonies	7	4	-	11	5	-
Sex Misdemeanors	24	11	3	38	8	14
Assaults, Non-Aggravated	41	24	1	155	50	15
Weapon Laws	37	23	6	98	67	24
Defrauding, Misdemeanor	2	-	-	8	1	-
Offenses Against Family	3	-	-	4	-	-
Narcotics	221	130	32	562	351	84
Liquor Laws	60	5	10	165	26	31
Drunk	118	164	18	407	490	43
Disorderly Conduct	47	5	11	108	25	26
Loitering	-	-	-	5	-	-
Gambling	1	-	-	2	6	-
Drunk Driving	111	125	3	397	382	12
Vehicle Laws	21	15	3	71	42	18
Malicious Mischief	169	4	5	359	8	9
Warrants	-	47	1	-	229	7
Receiving Stolen Property	8	11	4	19	30	8
Federal Offenses W/O Money	2	-	-	8	8	-
Federal Offenses With Money	4	-	-	-	-	-
Felonies, Miscellaneous	17	36	3	57	97	19
Misdemeanors, Miscellaneous	17	46	11	56	211	53
Sub-Total	921	652	111	2,921	2,047	365
NON-CRIMINAL						
Persons Missing	57	-	2	161	-	10
Juvenile, Non-Criminal	-	-	13	3	-	31
Commitments	-	-	-	-	-	-
Miscellaneous, Non-Criminal	123	-	-	288	-	-
Suicide and Attempt	12	-	-	20	-	-
Mentally Ill	24	-	-	43	-	-
Accidents, Traffic	-	-	-	651	-	-
Accidents, Miscellaneous	4	-	-	44	-	-
Persons Dead	12	-	-	16	-	-
Sub-Total	232	-	15	1,226	-	41

PICO RIVERA STATION
OFFENSES BY REPORTING DISTRICT

Pico Rivera

	1510	1511	1512	1513	1514	1515	1516	1517	1518	1519
PART I CRIME OFFENSES										
Criminal Homicide	1	1	2	-	1	-	1	-	-	-
Forcible Rape	1	3	3	1	2	1	1	4	1	-
Robbery	25	9	37	10	16	12	6	17	24	5
Aggravated Assault	76	21	60	40	30	52	16	41	21	14
Burglary	128	60	92	90	69	114	89	108	92	57
Larceny Theft	97	87	156	223	164	113	106	105	105	51
Grand Theft Auto	33	11	25	39	24	31	41	28	28	10
Arson	2	4	4	3	1	3	2	2	2	3
Sub-Total	363	196	379	406	307	326	262	305	273	140
ALL OTHER OFFENSES										
Checks (Worthless)	5	6	146	58	6	21	10	6	67	45
Forgery	-	3	6	4	3	-	1	1	1	2
Sex Felonies	2	1	2	-	1	-	2	3	-	-
Sex Misdemeanors	5	3	4	4	-	15	3	2	2	-
Assaults, Non-Aggravated	17	11	29	12	8	20	8	26	8	16
Weapon Laws	26	10	20	7	7	11	2	10	3	2
Defrauding, Misdemeanor	1	-	2	3	-	-	1	-	1	-
Offenses Against Family	-	-	1	-	2	-	-	1	-	-
Narcotics	128	42	110	38	59	75	16	44	24	26
Liquor Laws	27	31	27	14	6	24	5	10	5	16
Drunk	61	13	91	39	63	54	14	34	22	16
Disorderly Conduct	12	9	6	5	11	25	8	16	8	8
Loitering	-	-	-	-	-	5	-	-	-	-
Gambling	-	-	-	-	-	1	1	-	-	-
Drunk Driving	60	24	65	47	57	30	27	49	21	17
Vehicle Laws	16	3	5	4	6	19	5	10	2	1
Malicious Mischief	50	33	41	25	33	38	36	48	28	27
Warrants	-	-	-	-	-	-	-	-	-	-
Receiving Stolen Property	5	-	2	4	1	1	1	4	-	1
Federal Offenses W/O Money	2	-	2	2	-	1	-	-	1	-
Federal Offenses With Money	-	-	-	-	-	-	-	-	-	-
Felonies, Miscellaneous	7	3	12	14	2	4	5	3	4	3
Misdemeanors, Miscellaneous	10	9	6	6	5	1	5	8	2	4
Sub-Total	434	201	577	286	270	345	150	275	199	184
NON-CRIMINAL										
Persons Missing	18	10	14	23	23	13	9	18	9	24
Juvenile, Non-Criminal	1	-	-	-	-	-	-	2	-	-
Commitments	-	-	-	-	-	-	-	-	-	-
Miscellaneous, Non-Criminal	43	16	35	40	24	22	19	30	41	18
Suicide and Attempt	4	1	1	2	4	2	-	1	3	2
Mentally Ill	7	2	5	5	5	5	3	2	7	2
Accidents, Traffic	105	52	77	71	82	53	65	75	38	33
Accidents, Miscellaneous	4	3	5	4	4	6	4	8	3	3
Persons Dead	2	2	2	1	1	-	1	1	4	2
Sub-Total	184	86	139	146	143	101	101	137	105	84

PICO RIVERA STATION
OFFENSES BY REPORTING DISTRICT

Unincorporated

	1570	1571	1572	1573	1574	1575	1576	1577	1578	1580
PART I CRIME OFFENSES										
Criminal Homicide	-	-	-	-	-	1	-	1	-	-
Forcible Rape	1	-	1	2	1	3	3	1	1	-
Robbery	1	-	5	3	2	28	16	2	18	1
Aggravated Assault	7	4	1	11	5	57	21	20	40	1
Burglary	31	7	6	17	23	114	94	64	102	1
Larceny Theft	27	33	7	6	15	78	60	35	141	6
Grand Theft Auto	7	10	1	4	8	27	19	8	27	1
Arson	-	-	1	1	-	6	2	3	2	1
Sub-Total	74	54	22	44	54	314	215	134	331	11
ALL OTHER OFFENSES										
Checks (Worthless)	-	-	-	-	2	1	1	-	6	-
Forgery	-	-	-	-	-	1	-	-	-	-
Sex Felonies	-	-	-	-	-	4	3	-	-	-
Sex Misdemeanors	-	-	1	-	1	12	3	3	4	-
Assaults, Non-Aggravated	-	-	-	1	-	14	10	4	10	2
Weapons Laws	1	2	-	3	3	10	6	1	11	-
Defrauding, Misdemeanors	-	-	-	-	-	-	1	-	1	-
Offenses Against Family	-	-	-	-	-	1	-	1	-	1
Narcotics	4	6	1	13	34	57	21	11	69	5
Liquor Laws	3	1	-	-	2	40	6	3	4	1
Drunk	4	1	1	7	6	39	19	8	33	-
Disorderly Conduct	2	-	-	2	1	12	7	7	15	1
Loitering	-	-	-	-	-	-	-	-	-	-
Gambling	-	-	-	-	-	1	-	-	-	-
Drunk Driving	2	1	2	1	9	38	21	8	29	-
Vehicle Laws	1	-	3	1	-	7	3	1	5	-
Malicious Mischief	13	4	2	11	6	44	24	19	44	2
Warrants	-	-	-	-	-	-	-	-	-	-
Receiving Stolen Property	1	-	-	-	-	2	-	2	3	-
Federal Offenses W/O Money	-	-	-	-	-	1	-	-	1	-
Federal Offenses With Money	-	1	-	-	-	-	-	-	3	-
Felonies, Miscellaneous	2	-	-	-	1	2	2	1	9	-
Misdemeanors, Miscellaneous	1	1	2	-	1	5	1	1	4	1
Sub-Total	34	17	12	39	66	291	128	70	251	13
NON-CRIMINAL										
Persons Missing	5	-	-	1	7	18	11	6	9	-
Juvenile, Non-Criminal	-	-	-	-	-	-	-	-	-	-
Commitments	-	-	-	-	-	-	-	-	-	-
Miscellaneous, Non-Criminal	16	3	2	7	2	22	29	2	36	4
Suicide and Attempt	-	-	-	1	-	2	3	3	3	-
Mentally Ill	1	-	-	-	-	3	4	2	14	-
Accidents, Traffic	-	-	-	-	-	-	-	-	-	-
Accidents, Miscellaneous	-	-	1	-	1	-	1	-	1	-
Persons Dead	1	-	-	-	-	1	2	1	7	-
Sub-Total	23	3	3	9	10	46	50	14	70	4

PICO RIVERA STATION

PART I OFFENSES CLEARED

ACTUAL KNOWN OFFENSES	STATION TOTAL	UNINCORPORATED	PICO RIVERA
TOTAL PART I OFFENSES	4,208	1,252	2,956
Number Cleared	686	175	511
Percent Cleared	16.3	14.0	17.3
CRIMINAL HOMICIDE	6	1	5
Number Cleared	5	1	4
Percent Cleared	83.3	100.0	80.0
FORCIBLE RAPE	30	13	17
Number Cleared	13	5	8
Percent Cleared	43.3	38.5	47.1
ROBBERY	237	76	161
Number Cleared	56	12	44
Percent Cleared	23.6	15.8	27.3
AGGRAVATED ASSAULT	538	167	371
Number Cleared	290	79	211
Percent Cleared	53.9	47.3	56.9
BURGLARY	1,358	459	899
Number Cleared	136	41	95
Percent Cleared	10.0	8.9	10.6
LARCENY THEFT	1,615	408	1,207
Number Cleared	158	27	131
Percent Cleared	9.8	6.6	10.9
GRAND THEFT AUTO	382	112	270
Number Cleared	28	10	18
Percent Cleared	7.3	8.9	6.7

STOLEN AND RECOVERED PROPERTY

	AMOUNT STOLEN	AMOUNT RECOVERED	PERCENT
TOTAL	$3,709,887	$516,802	14.0
Robbery	135,479	12,569	9.3
Burglary	1,486,003	51,574	3.5
Larceny Theft	759,997	27,813	3.7
Auto Theft	1,323,413	420,846	31.8
Rape	4,995	4,000	80.1

PICO RIVERA STATION

TRAFFIC ACCIDENT AND ENFORCEMENT SUMMARY

	TRAFFIC ACCIDENTS	
	1980-81	1979-80
STATION TOTAL		
Total	651	581
Fatality	3	3
Injury	337	298
Non-Injury	311	280
PICO RIVERA		
Total	651	581
Fatality	3	3
Injury	337	298
Non-Injury	311	280

FIELD OPERATIONS DIVISION EAST

AERO BUREAU

FISCAL YEAR 1981-82 STATISTICS

FLIGHT TIME (IN HOURS)

ACTIVITY	MISSIONS	FLIGHT TIME
Investigation	5	6.0
Training	280	402.5
Transportation	369	751.4
Photo	104	112.1
Surveillance	95	204.9
Search	144	198.9
Rescue	353	468.3
Educational Display	29	22.0
General Patrol	731	3,050.8
Administrative	157	170.3
A.R.G.U.S. Patrol	720	3,465.2
Antelope Valley	210	775.2
Industry	250	1,218.3
Malibu	194	613.2
Santa Clarita Valley	200	666.5

TOTALS

Total Fixed Wing Flight Time	605.4
Total Helicopter Flight Time	11,520.2
Total All Aircraft	12,125.6

PATROL AND SURVEILLANCE EFFECTIVENESS

ARRESTS

463 Self-Initiated

FIELD OPERATIONS DIVISION EAST

CONTRACT LAW ENFORCEMENT BUREAU

FUNCTIONS

Contract Law Enforcement Bureau is a five-man team comprised of a Captain, Lieutenant, Sergeant, Deputy, and Staff Assistant I. The Bureau's primary function is coordinative liaison between the Department's Field Operations Division headquarters, the Sheriff's stations serving our thirty-four contract cities, the Board of Supervisors, the Chief Administrative Office, the Auditor-Controller's Office and the Sheriff's Fiscal Services Bureau.

The Bureau is responsible for and participates in the following activities:

- Maintenance of contract city service level records;
- Maintenance of contract city personnel staffing, deployment, and related cost records;
- Review and approval of contract city monthly billings;
- City-County law enforcement service problem solving;
- Personal appearances at municipal government meetings;
- Development of programs for specific city needs;
- Liaison between the Chief Administrative Office's County-City Coordinator and contract city officials;
- Liaison and coordination between the Sheriff's Department and the Auditor-Controller's Audit Division for contract service rates;
- Periodic review of contract obligations;
- Review, development and evaluation of statistical studies related to contracting;
- Review of legislation and court decisions affecting contract law enforcement.

Departmental revenues from the contract law enforcement program for Fiscal Year 1981-82 exceeded $40 million.

FIELD OPERATIONS DIVISION EAST

SPECIAL ENFORCEMENT BUREAU

SPECIAL ENFORCEMENT DETAIL

FISCAL YEAR 1981-82 ACTIVITY SUMMARY

Station	Adult Arrests	Juvenile Arrests
Firestone Park	290	31
East Los Angeles	638	80
Lennox	258	31
Norwalk	232	62
Temple	74	12
Santa Clarita Valley	44	6
Altadena	-	-
San Dimas	163	20
West Hollywood	730	92
Malibu	144	16
Antelope Valley	56	9
Crescenta Valley	151	18
Lakewood	126	25
Industry	96	20
Pico Rivera	71	18
Carson	211	22
Lomita	24	6
Lynwood	768	243
Total	4,076	711

Special Weapons Teams (S.W.T.)

Activity	FOD - East	FOD - North	FOD - West	D.B. Hdq.	Other Agency	Total
"Call-outs"	19	11	21	1	5	57
"Warrants"			1	53	2	56
Protection					3	3
Hostages	2					2
Shots Fired		1	1	2		4
Multi-S.W.T.	1			5		6

FIELD OPERATIONS DIVISION EAST

SPECIAL ENFORCEMENT BUREAU

EMERGENCY SERVICES DETAIL

FISCAL YEAR 1981-1982 ACTIVITY SUMMARY

Activities	
Dry Run	56
Search	114
Rescue	163
Callout	79
Callout (SWT)	93
Dive	20
Transportation (Medical)	236
Medical Aid	256
General Law	77
Aero Bureau Responses	
Day	449
Night	24
Staffing	
Number of Personnel	2,735
Number of Man Hours	5,302
Victims	
Uninjured	197
Minor	107
Serious	201
Critical	46
DOA	43
Training	
S.W.T.	1,119
Mountain	574
Paramedic	1,214
Dive	990
Arrests	36
Citations	38
Patrol Hours (Mountain)	7,060
Public Appearance Hours	429
Paramedic Standby	677

FIELD OPERATIONS DIVISION EAST

SPECIAL ENFORCEMENT BUREAU

CANINE DETAIL

FISCAL YEAR 1981-82 ACTIVITY SUMMARY

	Number of Activations
Firestone Park	55
East Los Angeles	102
Lennox	30
Norwalk	46
Temple	60
Santa Clarita Valley	-
Altadena	13
San Dimas	14
West Hollywood	10
Malibu	2
Antelope Valley	-
Crescenta Valley	6
Lakewood	72
Industry	50
Pico Rivera	13
Carson	89
Lomita	13
Lynwood	36
Other Agency	41
Total	652

Type Of Activity

Total Requests	652	Area Searches	319
Calls Cancelled	149	Building Searches	333
Deployments	483	Finds/Arrests	158

RESERVE MOTORCYCLE DETAIL

FISCAL YEAR 1981-1982 ACTIVITY SUMMARY

Total Details		110
Special Assignments	27	
Regular Assignments	83	
Total Man-Hours		8,640
Special Assignments	1,688	
Regular Assignments	6,952	
Citations Issued		2,853
Total Arrests		110
Felony Arrests	19	
Misdemeanor Arrests	91	

Chapter 4

FIELD OPERATIONS DIVISION NORTH

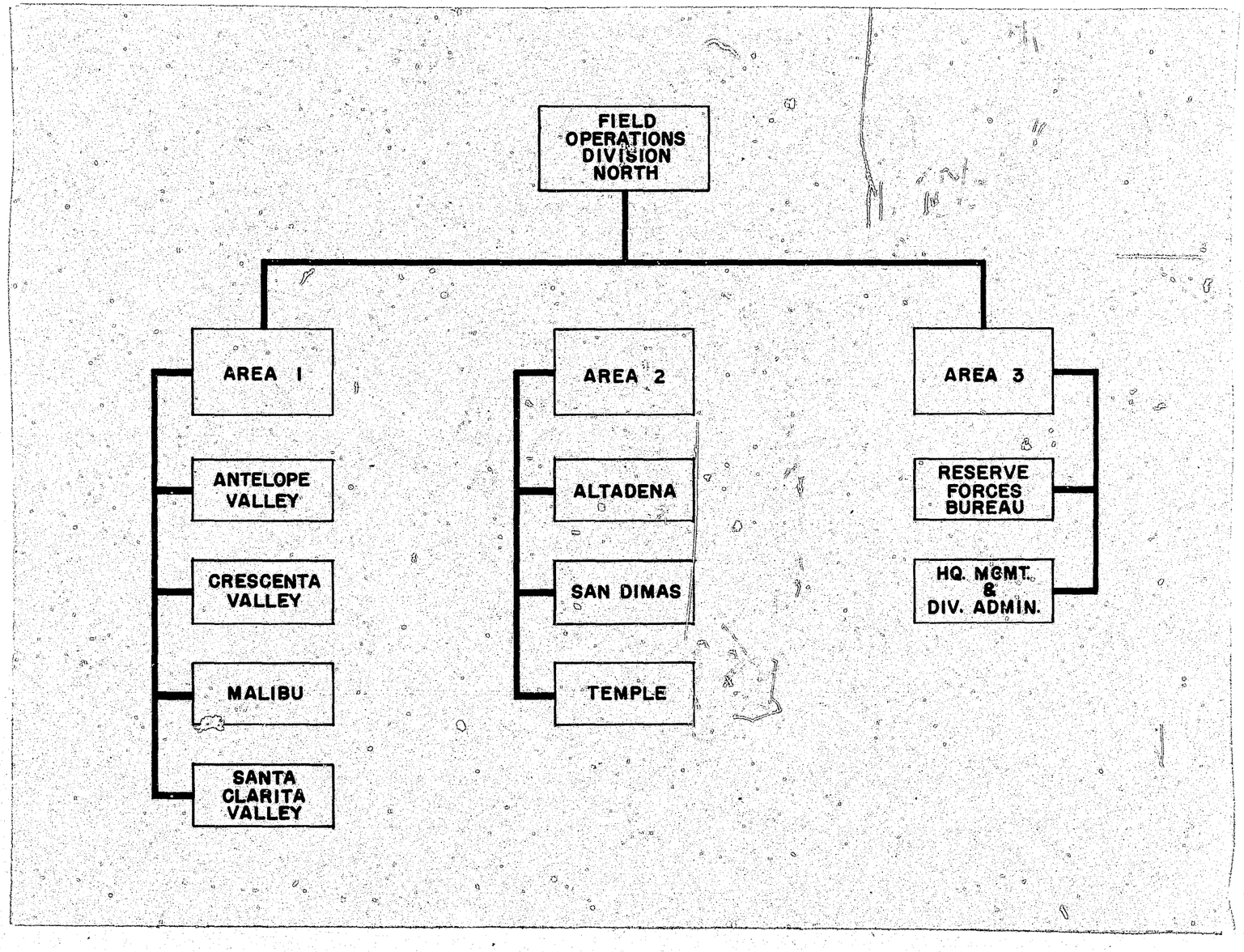
FIELD OPERATIONS DIVISION NORTH
AREA 1
ANTELOPE VALLEY
CRESCENTA VALLEY
MALIBU
SANTA CLARITA VALLEY
AREA 2
ALTADENA
SAN DIMAS
TEMPLE
AREA 3
RESERVE FORCES BUREAU
HQ. MGMT. & DIV. ADMIN.

BUDGETED PERSONNEL FOR FIELD OPERATIONS DIVISION NORTH

	ADMINISTRATION DIVISION	ALTADENA STATION	ANTELOPE VALLEY STATION	CRESCENTA VALLEY STATION	MALIBU STATION	SAN DIMAS STATION	SANTA CLARITA VALLEY STATION	RESERVES FORCES BUREAU	TEMPLE STATION
CHIEF	1								
INSPECTOR	3								
CAPTAIN		1	1	1	1	1	1	1	1
LIEUTENANT	1	4	7	4	5	5	4	1	7
SERGEANT	2	17	21	15	15	19	17	4	26
DEPUTY SHERIFF, GENERALIST		57	119	64	67	100	69	1	168
RESEARCH ANALYST II	1								
SUPERVISING STENOGRAPHER I									
SERVICES ASSISTANT, SHERIFF		1	2	1	1	2	1		2
SUPERVISING SHERIFF STATION CLERK		1	1	1	1	1	1		1
SENIOR SECRETARY V	1								
PARKING CONTROL OFFICER					2				2.5
SENIOR STENOGRAPHER			1						
SHERIFF STATION CLERK II		6	12	5	7	7	6		14
SECRETARY V	1	1	1	1	1	1	1	1	1
INTERMEDIATE STENOGRAPHER								1	
STATISTICAL CLERK									1
SHERIFF STATION CLERK I	1								
INTERMEDIATE TYPIST CLERK								1	
STENOGRAPHER	1								
LAW ENFORCEMENT INTERN		2	1	2	2	2	1		2
TOTAL	12	90	166	94	102	138	101	10	225.5

FIELD OPERATIONS DIVISION NORTH

SYNOPSIS

	FISCAL YEAR 1981-82	FISCAL YEAR 1980-81	PERCENT CHANGE
PART I OFFENSES			
Crime Rate per 10,000 Population	521.86	529.14	- 1
NUMBER OF CASES HANDLED			
Criminal Homicide	41	59	- 31
Forcible Rape	261	315	- 17
Robbery	859	933	- 8
Aggravated Assault	2,605	2,674	- 3
Burglary	10,407	10,512	- 1
Larceny Theft	12,380	12,568	- 2
Grand Theft Auto	2,251	2,185	+ 3
Arson	345	310	+ 11
TOTAL CASES HANDLED	67,214	71,127	- 6
ADULT ARRESTS	22,212	24,022	- 8
JUVENILE ARRESTS	5,102	5,891	- 13
CASE ASSIGNMENTS TO ADULT DETECTIVES	43,129	42,279	+ 2
CASE ASSIGNMENTS TO JUVENILE DETECTIVES	4,052	9,370	- 57

	AREA IN SQUARE MILES	POPULATION 1981-82	CRIME RATE PER 10,000 PART I OFFENSES 1981-82	1980-81	PERCENT CHANGE
Total Area	2,752.11	558,564	521.86	529.14	- 1
Unincorporated Area	2,592.89	344,187	457.95	449.92	+ 2
Contract Cities	159.22	214,377	624.46	620.17	+ 1

	1981-82 CASES	1980-81 CASES	1981-82 RATE PER 10,000	1980-81 RATE PER 10,000	PERCENT CHANGE
Criminal Homicide	41	59	.73	1.06	- 31
Forcible Rape	261	315	4.67	5.64	- 17
Robbery	859	933	15.38	16.70	- 8
Aggravated Assault	2,605	2,674	46.64	47.87	- 3
Burglary	10,407	10,512	186.32	188.20	- 1
Larceny Theft	12,380	12,568	221.64	225.01	- 1
Grand Theft Auto	2,251	2,185	40.30	39.12	+ 3
Arson	345	310	6.18	5.55	+ 11
Total	29,149	29,556	521.86	529.14	- 1

FIELD OPERATIONS DIVISION NORTH

MOST FREQUENT CASES HANDLED

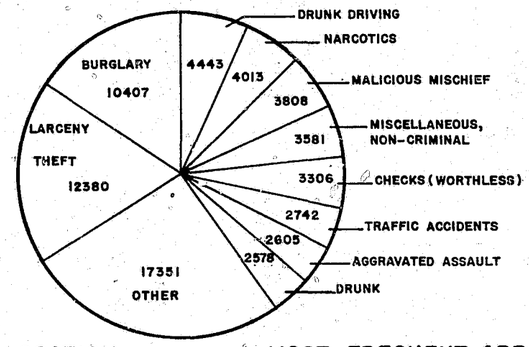

CASES HANDLED BY LOCATION

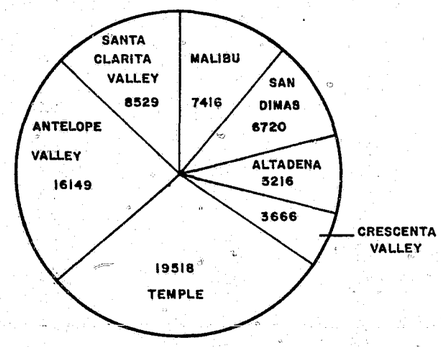

MOST FREQUENT ARRESTS

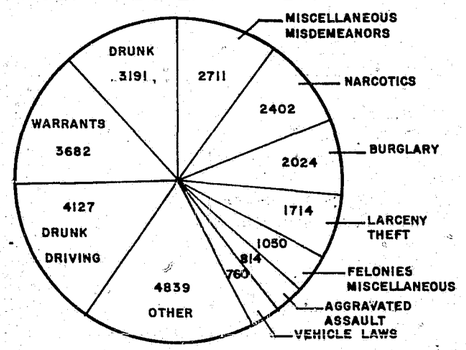

CRIME RATE

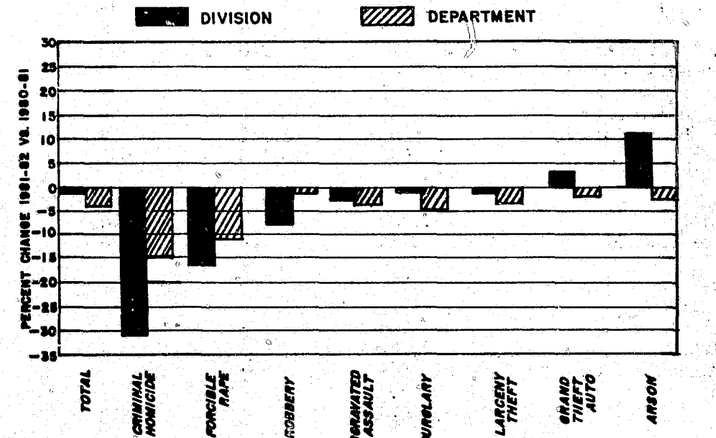

FIELD OPERATIONS DIVISION NORTH

	CASES AND ARRESTS			CASE ASSIGNMENTS	
	CASES HANDLED	ADULTS ARRESTED	JUVENILES ARRESTED	ADULT DETECTIVES	JUVENILE DETECTIVES
FISCAL YEAR 1981-82	67,214	22,212	5,102	43,129	4,052
FISCAL YEAR 1980-81	71,127	24,022	5,891	42,279	9,370
FISCAL YEAR 1979-80	64,000	18,562	5,703	39,491	9,830
% CHANGE LAST TWO YEARS	- 6	- 8	+ 13	+ 2	- 57
PART I CRIME OFFENSES					
Criminal Homicide	41	28	-	-	-
Forcible Rape	261	70	15	241	20
Robbery	859	274	92	822	54
Aggravated Assault	2,605	679	135	2,327	148
Burglary	10,407	1,126	898	10,330	162
Larceny Theft	12,380	1162	552	11,244	1,103
Grand Theft Auto	2,251	326	183	2,455	9
Arson	345	32	22	30	1
Sub-Total	29,149	3,697	1,897	27,449	1,497
ALL OTHER OFFENSES					
Checks (Worthless)	3,306	37	2	3,299	1
Forgery	200	82	12	87	5
Sex Felonies	157	62	14	92	31
Sex Misdemeanors	577	173	55	262	65
Assaults, Non-Aggravated	1,727	550	134	1,548	133
Weapon Laws	888	540	118	549	66
Defrauding, Misdemeanor	134	27	5	98	4
Offenses Against Family	60	12	1	31	20
Narcotics	4,013	1,892	510	313	184
Liquor Laws	1,864	306	342	236	53
Drunk	2,578	2,871	320	160	98
Disorderly Conduct	910	117	45	624	43
Loitering	36	-	-	6	11
Gambling	16	20	6	-	-
Drunk Driving	4,443	4,036	91	71	42
Vehicle Laws	1,091	607	153	264	62
Malicious Mischief	3,808	71	99	3,341	290
Warrants	-	3,644	38	-	-
Receiving Stolen Property	177	310	105	236	19
Federal Offenses W/O Money	64	4	0	56	4
Federal Offenses With Money	87	-	-	80	7
Felonies, Miscellaneous	536	902	148	441	24
Misdemeanors, Miscellaneous	965	2,252	459	319	45
Sub-Total	27,637	18,515	2,657	12,113	1,207
NON-CRIMINAL					
Persons Missing	2,480	-	124	984	1,034
Juvenile, Non-Criminal	114	-	424	48	61
Commitments	-	-	-	-	-
Miscellaneous, Non-Criminal	3,581	-	-	2,218	229
Suicide and Attempt	277	-	-	200	13
Mentally Ill	206	-	-	11	3
Accidents, Traffic	2,742	-	-	-	-
Accidents, Miscellaneous	569	-	-	106	8
Persons Dead	459	-	-	-	-
Sub-Total	10,428	-	548	3,567	1,348

FIELD OPERATIONS DIVISION NORTH

PART I OFFENSES CLEARED

ACTUAL KNOWN OFFENSES	STATION TOTAL
TOTAL PART I OFFENSES	29,074
Number Cleared	4,243
Percent Cleared	14.6
CRIMINAL HOMICIDE	39
Number Cleared	31
Percent Cleared	79.5
FORCIBLE RAPE	261
Number Cleared	102
Percent Cleared	39.1
ROBBERY	859
Number Cleared	226
Percent Cleared	26.3
AGGRAVATED ASSAULT	2,599
Number Cleared	1,630
Percent Cleared	62.7
BURGLARY	10,393
Number Cleared	1,213
Percent Cleared	11.7
LARCENY THEFT	12,351
Number Cleared	850
Percent Cleared	6.9
GRAND THEFT AUTO	2,227
Number Cleared	191
Percent Cleared	8.6

STOLEN AND RECOVERED PROPERTY

	AMOUNT STOLEN	AMOUNT RECOVERED	PERCENT
TOTAL	$27,898,667	$3,741,971	13.4
Robbery	497,807	83,762	16.8
Burglary	14,571,888	758,148	5.2
Larceny Theft	5,689,948	327,580	5.8
Auto Theft	7,105,802	2,572,166	36.2
Rape	33,222	315	1.0

FIELD OPERATIONS DIVISION NORTH

TRAFFIC ACCIDENT AND ENFORCEMENT SUMMARY

	TRAFFIC ACCIDENTS	
	1981-82	1980-81
TOTAL	2,742	2,751
Fatality	44	20
Injury	1,282	1,320
Non-Injury	1,416	1,411

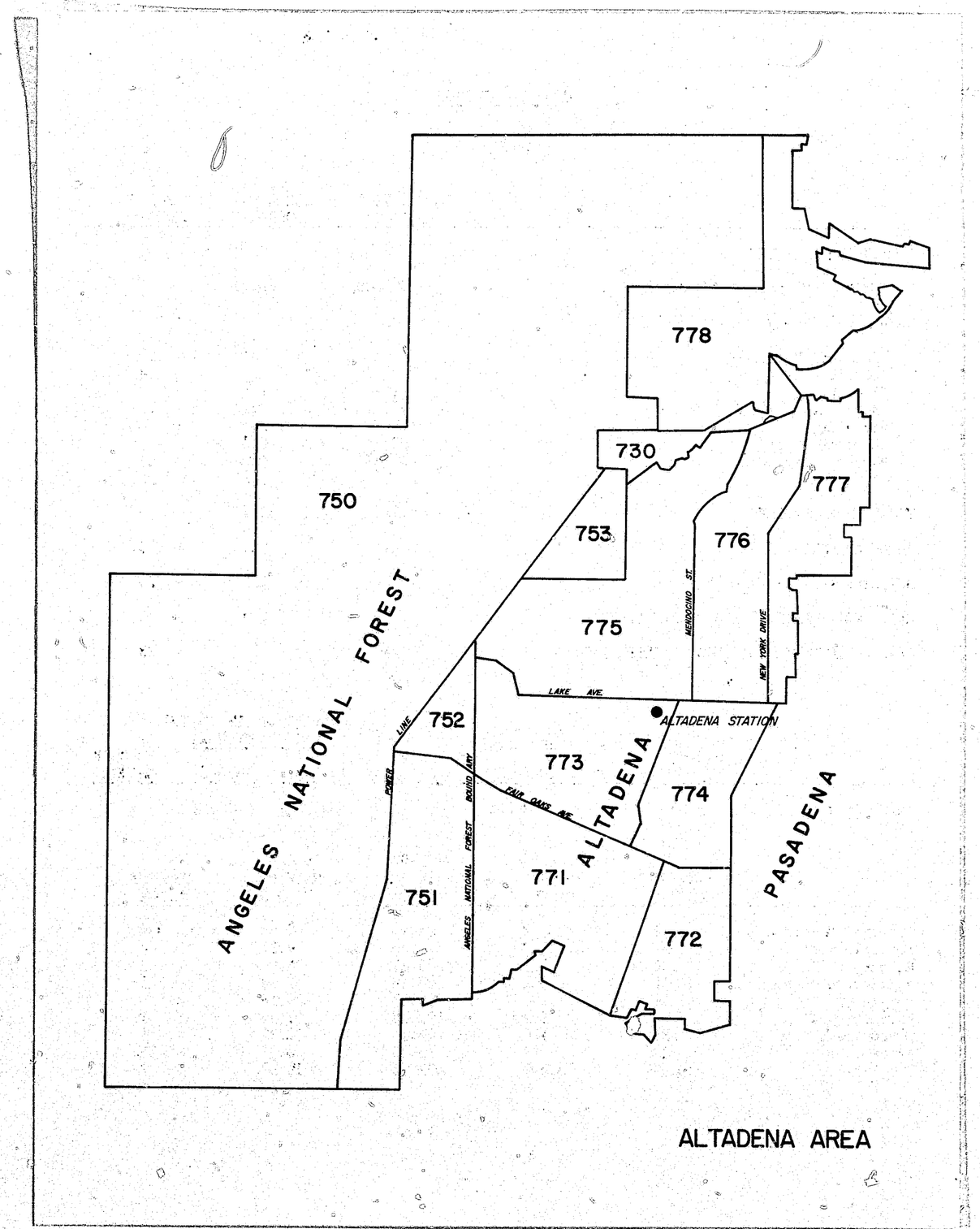

ALTADENA AREA

ALTADENA STATION

SYNOPSIS

	FISCAL YEAR 1981-82	FISCAL YEAR 1980-81	PERCENT CHANGE
PART I OFFENSES			
Crime Rate per 10,000 Population	632.96	619.59	+ 2
NUMBER OF CASES HANDLED			
Criminal Homicide	9	2	+ 350
Forcible Rape	27	28	- 4
Robbery	109	111	- 2
Aggravated Assault	231	261	- 11
Burglary	1,259	1,190	+ 6
Larceny Theft	852	842	+ 1
Grand Theft Auto	188	180	+ 4
Arson	23	27	- 15
TOTAL CASES HANDLED	5,216	5,215	-
ADULT ARRESTS	1,619	1,669	- 3
JUVENILE ARRESTS	341	456	- 25
CASE ASSIGNMENTS TO ADULT DETECTIVES	3,709	3,919	- 5
CASE ASSIGNMENTS TO JUVENILE DETECTIVES	160	238	- 33

	AREA IN SQUARE MILES	POPULATION 1981-82	CRIME RATE PER 10,000 PART I OFFENSES 1981-82	1980-81	PERCENT CHANGE
Total Area	23.69	42,625	632.96	619.59	+ 2

	1981-82 CASES	1980-81 CASES	1981-82 RATE PER 10,000	1980-81 RATE PER 10,000	PERCENT CHANGE
Criminal Homicide	9	2	2.11	0.47	+ 449
Forcible Rape	27	28	6.33	6.57	- 4
Robbery	109	111	25.57	26.04	- 2
Aggravated Assault	231	261	54.19	61.23	- 11
Burglary	1,259	1,190	295.37	279.18	+ 6
Larceny Theft	852	842	199.88	197.54	+ 1
Grand Theft Auto	188	180	44.11	42.33	+ 4
Arson	23	27	5.40	6.33	- 15
Total	2,698	2,641	632.96	619.59	+ 2

ALTADENA STATION

MOST FREQUENT CASES HANDLED

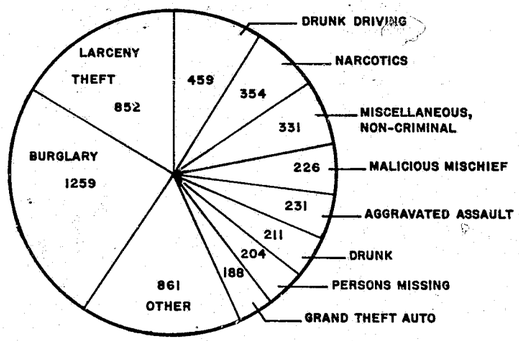

MOST FREQUENT ARRESTS

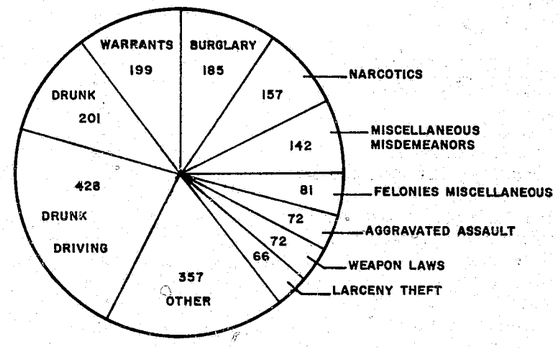

CRIME RATE

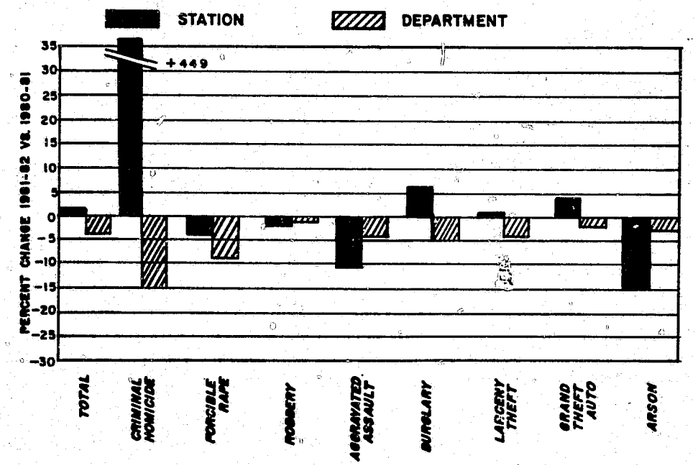

ALTADENA STATION

	CASES AND ARRESTS			CASE ASSIGNMENTS	
	CASES HANDLED	ADULTS ARRESTED	JUVENILES ARRESTED	ADULT DETECTIVES	JUVENILE DETECTIVES
FISCAL YEAR 1981-82	5,216	1,619	341	3,709	160
FISCAL YEAR 1980-81	5,215	1,669	456	3,919	238
FISCAL YEAR 1979-80	4,465	1,409	530	3,239	267
% CHANGE LAST TWO YEARS	-	- 3	- 25	- 5	- 33
PART I CRIME OFFENSES					
Criminal Homicide	9	8	-	-	-
Forcible Rape	27	9	1	26	-
Robbery	109	21	11	110	-
Aggravated Assault	231	58	14	213	4
Burglary	1,259	101	84	1,263	5
Larceny Theft	852	49	17	803	50
Grand Theft Auto	188	23	9	197	-
Arson	23	2	1	2	-
Sub-Total	2,698	271	137	2,614	59
ALL OTHER OFFENSES					
Checks (Worthless)	23	-	-	23	-
Forgery	22	7	2	7	-
Sex Felonies	12	1	6	10	1
Sex Misdemeanors	14	3	4	13	1
Assaults, Non-Aggravated	156	53	12	152	1
Weapon Laws	85	53	19	68	5
Defrauding, Misdemeanor	1	-	-	1	-
Offenses Against Family	2	1	-	1	-
Narcotics	354	130	27	13	11
Liquor Laws	68	21	16	13	3
Drunk	211	182	19	13	6
Disorderly Conduct	48	9	10	28	2
Loitering	2	-	-	1	-
Gambling	1	2	4	-	-
Drunk Driving	459	424	4	6	2
Vehicle Laws	81	28	11	34	5
Malicious Mischief	266	10	3	246	5
Warrants	-	196	3	-	-
Receiving Stolen Property	15	29	15	29	4
Federal Offenses W/O Money	2	-	-	2	-
Federal Offenses With Money	10	-	-	9	1
Felonies, Miscellaneous	24	76	5	23	-
Misdemeanors, Miscellaneous	47	123	19	20	-
Sub-Total	1,903	1,348	179	712	47
NON-CRIMINAL					
Persons Missing	204	-	-	144	36
Juvenile, Non-Criminal	7	-	25	6	1
Commitments	-	-	-	-	-
Miscellaneous, Non-Criminal	331	-	-	206	17
Suicide and Attempt	20	-	-	19	-
Mentally Ill	24	-	-	-	-
Accidents, Traffic	-	-	-	-	-
Accidents, Miscellaneous	10	-	-	8	-
Persons Dead	19	-	-	-	-
Sub-Total	615	-	25	383	54

ALTADENA STATION
OFFENSES BY REPORTING DISTRICT

	Unincorporated									
	0750	0751	0752	0753	0771	0772	0773	0774	0775	0776
PART I CRIME OFFENSES										
Criminal Homicide	-	1	-	-	-	5	-	2	1	-
Forcible Rape	1	-	-	-	9	2	7	6	1	-
Robbery	1	-	-	-	21	29	9	19	7	15
Aggravated Assault	4	1	-	-	77	80	19	25	10	6
Burglary	4	18	1	-	324	146	257	178	119	124
Larceny Theft	8	6	-	-	168	123	105	148	94	146
Grand Theft Auto	-	2	-	-	38	44	22	24	18	21
Arson	-	-	1	-	6	5	4	2	3	2
Sub-Total	18	28	2	-	643	434	423	404	253	314
ALL OTHER OFFENSES										
Checks (Worthless)	-	-	-	-	18	1	-	2	-	2
Forgery	2	-	-	-	1	6	1	1	1	3
Sex Felonies	-	1	-	-	2	2	1	3	1	1
Sex Misdemeanors	-	-	-	-	1	2	2	1	1	4
Assaults, Non-Aggravated	1	1	-	-	40	27	30	32	9	8
Weapon Laws	1	1	-	-	25	25	6	16	4	5
Defrauding, Misdemeanor	-	-	-	-	-	1	-	-	-	-
Offenses Against Family	-	-	-	-	1	-	-	1	-	-
Narcotics	15	4	1	-	73	93	51	83	13	13
Liquor Laws	1	1	-	-	26	16	4	12	4	2
Drunk	5	1	-	2	38	66	32	39	9	7
Disorderly Conduct	-	1	-	-	15	12	7	4	2	6
Loitering	-	-	-	-	-	-	-	-	-	2
Gambling	-	-	-	-	-	1	-	-	-	-
Drunk Driving	32	-	-	7	51	113	28	146	28	29
Vehicle Laws	2	1	-	1	20	17	7	19	-	6
Malicious Mischief	-	4	-	-	64	44	52	29	30	18
Warrants	-	-	-	-	-	-	-	-	-	-
Receiving Stolen Property	-	-	-	-	6	4	2	3	-	-
Federal Offenses W/O Money	-	-	-	-	-	-	1	-	1	-
Federal Offenses With Money	-	-	-	-	3	3	1	1	2	-
Felonies, Miscellaneous	1	-	-	-	2	3	4	1	3	6
Misdemeanors, Miscellaneous	1	-	-	-	13	11	9	1	5	2
Sub-Total	61	15	1	10	399	447	238	394	113	114
NON-CRIMINAL										
Persons Missing	2	2	-	-	74	40	26	22	13	17
Juvenile, Non-Criminal	-	-	-	-	1	4	1	1	-	-
Commitments	-	-	-	-	-	-	-	-	-	-
Miscellaneous, Non-Criminal	18	5	3	1	59	44	67	48	28	33
Suicide and Attempt	-	-	-	-	5	4	2	3	-	3
Mentally Ill	1	-	-	-	6	4	7	5	-	-
Accidents, Traffic	-	-	-	-	-	-	-	-	-	-
Accidents, Miscellaneous	1	-	-	-	2	-	3	-	2	2
Persons Dead	-	-	-	-	3	1	3	4	2	2
Sub-Total	22	7	3	1	150	97	109	83	45	57

ALTADENA STATION
OFFENSES BY REPORTING DISTRICT

	Unincorporated	
	0777	0778
PART I CRIME OFFENSES		
Criminal Homicide	-	-
Forcible Rape	-	1
Robbery	8	-
Aggravated Assault	8	1
Burglary	73	15
Larceny Theft	53	1
Grand Theft Auto	17	2
Arson	-	-
Sub-Total	159	20
ALL OTHER OFFENSES		
Checks (Worthless)	-	-
Forgery	7	-
Sex Felonies	1	-
Sex Misdemeanors	1	2
Assaults, Non-Aggravated	6	2
Weapon Laws	1	1
Defrauding, Misdemeanor	-	-
Offenses Against Family	-	-
Narcotics	6	2
Liquor Laws	2	-
Drunk	12	-
Disorderly Conduct	-	1
Loitering	-	-
Gambling	-	-
Drunk Driving	23	2
Vehicle Laws	8	-
Malicious Mischief	21	4
Warrants	-	-
Receiving Stolen Property	-	-
Federal Offenses W/O Money	-	-
Federal Offenses With Money	-	-
Felonies, Miscellaneous	4	-
Misdemeanors, Miscellaneous	5	-
Sub-Total	97	14
NON-CRIMINAL		
Persons Missing	6	2
Juvenile, Non-Criminal	-	-
Commitments	-	-
Miscellaneous, Non-Criminal	23	2
Suicide and Attempt	3	-
Mentally Ill	1	-
Accidents, Traffic	-	-
Accidents, Miscellaneous	-	-
Persons Dead	3	1
Sub-Total	36	5

ALTADENA STATION

PART I OFFENSES CLEARED

ACTUAL KNOWN OFFENSES	STATION TOTAL
TOTAL PART I OFFENSES	2,696
Number Cleared	373
Percent Cleared	13.8
CRIMINAL HOMICIDE	8
Number Cleared	11
Percent Cleared	137.5
FORCIBLE RAPE	27
Number Cleared	8
Percent Cleared	29.6
ROBBERY	109
Number Cleared	23
Percent Cleared	21.1
AGGRAVATED ASSAULT	230
Number Cleared	128
Percent Cleared	55.7
BURGLARY	1,259
Number Cleared	150
Percent Cleared	11.9
LARCENY THEFT	852
Number Cleared	32
Percent Cleared	3.8
GRAND THEFT AUTO	188
Number Cleared	21
Percent Cleared	11.2

STOLEN AND RECOVERED PROPERTY

	AMOUNT STOLEN	AMOUNT RECOVERED	PERCENT
TOTAL	$2,151,512	$284,732	13.2
Robbery	39,351	359	.9
Burglary	1,353,515	59,859	4.4
Larceny Theft	249,329	6,386	2.6
Auto Theft	501,789	218,128	43.5
Rape	7,528	-	-

Preceding page blank

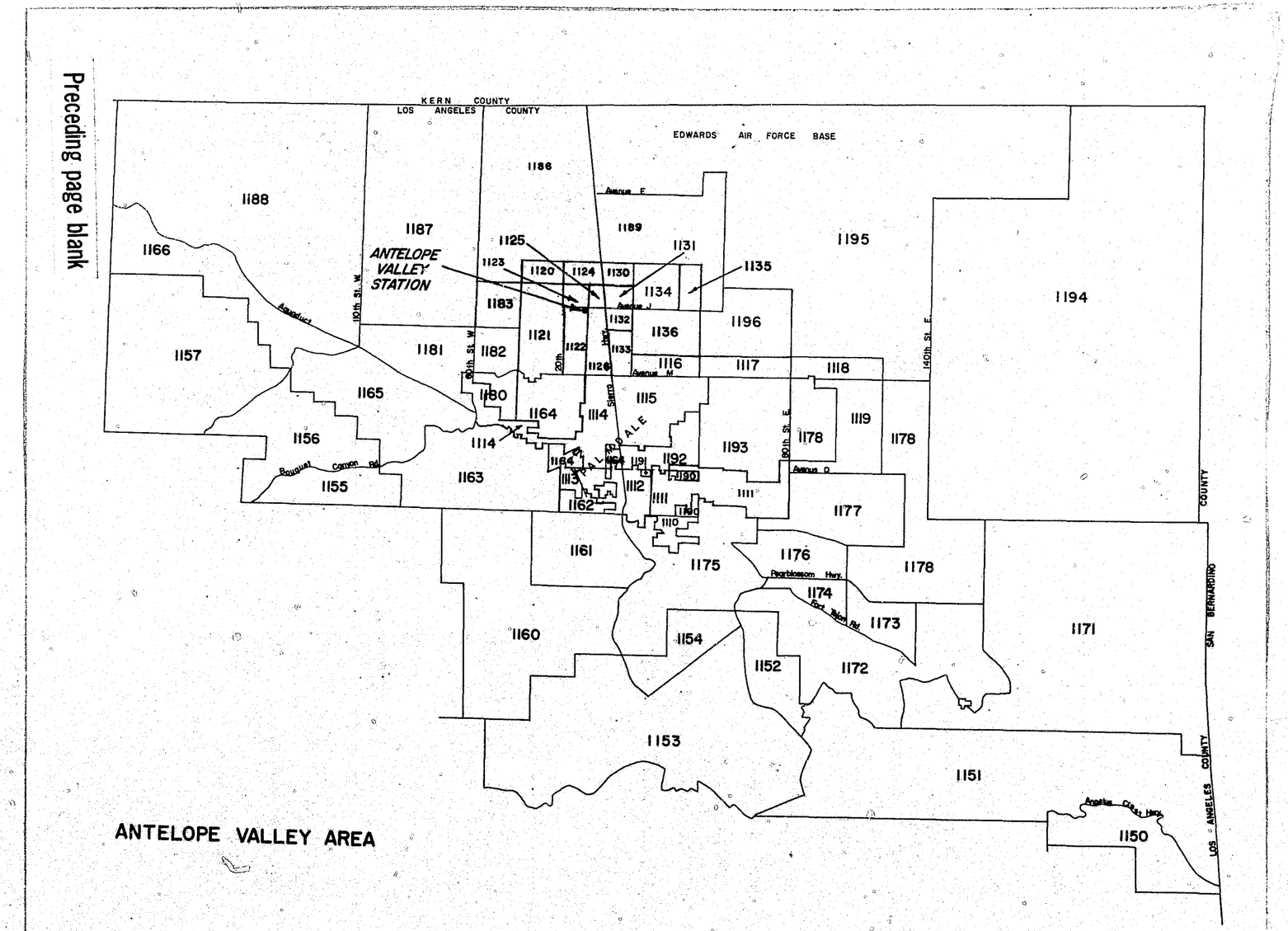

ANTELOPE VALLEY AREA

ANTELOPE VALLEY STATION

SYNOPSIS

	FISCAL YEAR 1981-82	FISCAL YEAR 1980-81	PERCENT CHANGE
PART I OFFENSES			
Crime Rate per 10,000 Population	595.69	565.95	+ 5
NUMBER OF CASES HANDLED			
Criminal Homicide	10	9	+ 11
Forcible Rape	69	47	+ 47
Robbery	133	90	+ 48
Aggravated Assault	614	548	+ 12
Burglary	2,052	1,991	+ 3
Larceny Theft	2,874	2,764	+ 4
Grand Theft Auto	390	391	-
Arson	107	97	+ 10
TOTAL CASES HANDLED	16,149	15,521	+ 4
ADULT ARRESTS	4,795	3,862	+ 24
JUVENILE ARRESTS	1,373	1,217	+ 13
CASE ASSIGNMENTS TO ADULT DETECTIVES	9,252	9,070	+ 2
CASE ASSIGNMENTS TO JUVENILE DETECTIVES	2,039	2,455	- 17

	AREA IN SQUARE MILES	POPULATION 1981-82	CRIME RATE PER 10,000 PART I OFFENSES 1981-82	1980-81	PERCENT CHANGE
Total Area	1,283.58	104,903	595.69	565.95	+ 5
Unincorporated Area	1,169.98	44,859	401.48	393.46	+ 2
Palmdale	57.91	12,113	934.53	926.28	+ 1
Lancaster	55.69	47,931	691.83	636.33	+ 9

	1981-82 CASES	1980-81 CASES	1981-82 RATE PER 10,000	1980-81 RATE PER 10,000	PERCENT CHANGE
Criminal Homicide	10	9	.95	.86	+ 10
Forcible Rape	69	47	6.58	4.48	+ 47
Robbery	133	90	12.68	8.58	+ 48
Aggravated Assault	614	548	58.53	52.24	+ 12
Burglary	2,052	1,991	195.61	189.79	+ 3
Larceny Theft	2,874	2,764	273.97	263.48	+ 4
Grand Theft Auto	390	391	37.18	37.27	-
Arson	107	97	10.20	9.25	+ 10
Total	6,249	5,937	595.69	565.95	+ 5

ANTELOPE VALLEY

MOST FREQUENT CASES HANDLED

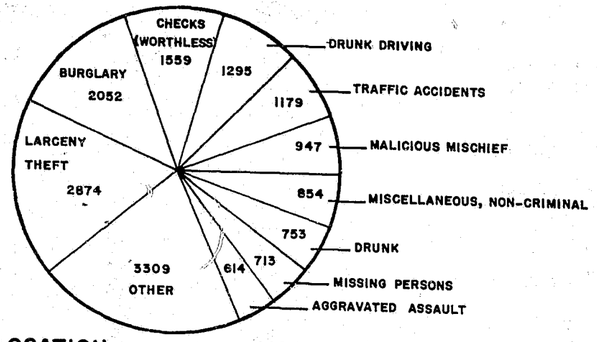

CASES HANDLED BY LOCATION

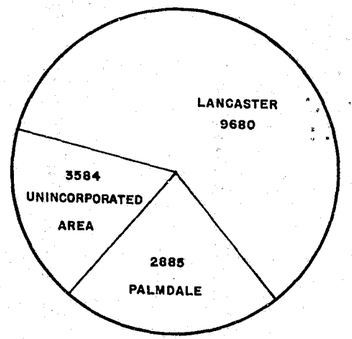

MOST FREQUENT ARRESTS

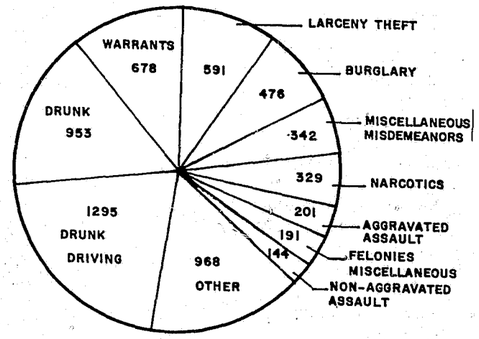

CRIME RATE

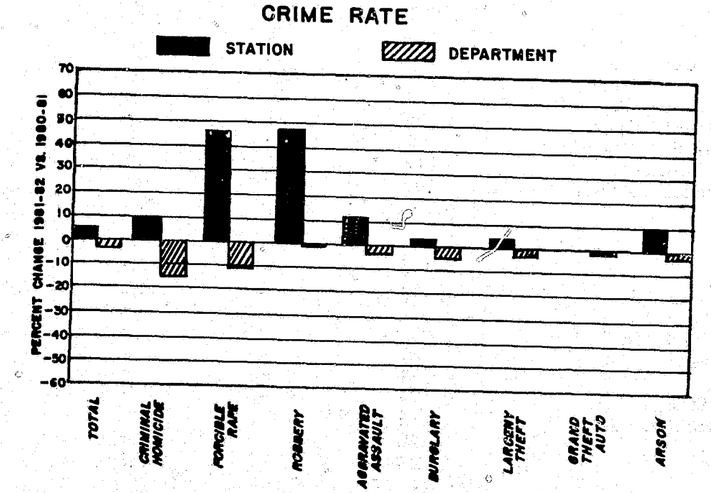

ANTELOPE VALLEY STATION

	CASES AND ARRESTS			CASE ASSIGNMENTS	
	CASES HANDLED	ADULTS ARRESTED	JUVENILES ARRESTED	ADULT DETECTIVES	JUVENILE DETECTIVES
FISCAL YEAR 1981-82	16,149	4,795	1,373	9,252	2,039
FISCAL YEAR 1980-81	15,521	3,862	1,217	9,070	2,455
FISCAL YEAR 1979-80	14,446	3,162	1,316	8,481	2,621
% CHANGE LAST TWO YEARS	+ 4	+ 24	+ 13	+ 2	- 17
PART I CRIME OFFENSES					
Criminal Homicide	10	6	-	-	-
Forcible Rape	69	23	2	57	12
Robbery	133	40	16	123	17
Aggravated Assault	614	167	34	511	52
Burglary	2,052	219	257	1,953	116
Larceny Theft	2,874	373	218	2,366	452
Grand Theft Auto	390	54	25	407	4
Arson	107	13	13	11	1
Sub-Total	6,249	895	565	5,428	654
ALL OTHER OFFENSES					
Checks (Worthless)	1,559	28	2	1,559	-
Forgery	49	27	6	28	5
Sex Felonies	52	24	4	13	22
Sex Misdemeanors	64	24	12	17	40
Assaults, Non-Aggravated	446	109	35	341	91
Weapon Laws	104	70	20	65	24
Defrauding, Misdemeanor	33	8	4	23	3
Offenses Against Family	21	5	1	1	16
Narcotics	469	164	165	16	122
Liquor Laws	103	14	23	3	17
Drunk	753	880	73	7	51
Disorderly Conduct	216	28	5	147	17
Loitering	6	-	-	-	6
Gambling	4	8	-	-	-
Drunk Driving	1,295	1,255	40	9	35
Vehicle Laws	179	91	32	33	30
Malicious Mischief	947	12	24	743	162
Warrants	-	668	10	-	-
Receiving Stolen Property	34	64	22	37	11
Federal Offenses W/O Money	24	1	-	19	4
Federal Offenses With Money	26	-	-	21	5
Felonies, Miscellaneous	114	161	30	90	12
Misdemeanors, Miscellaneous	189	259	83	77	27
Sub-Total	6,687	3,900	591	3,249	700
NON-CRIMINAL					
Persons Missing	713	-	65	27	535
Juvenile, Non-Criminal	40	-	152	3	37
Commitments	-	-	-	-	-
Miscellaneous, Non-Criminal	854	-	-	460	97
Suicide and Attempt	81	-	-	61	8
Mentally Ill	32	-	-	2	3
Accidents, Traffic	1,179	-	-	-	-
Accidents, Miscellaneous	156	-	-	22	5
Persons Dead	158	-	-	-	-
Sub-Total	3,213	-	217	575	685

ANTELOPE VALLEY STATION

	Antelope Valley-Unincorporated			City of Palmdale		
	CASES HANDLED	ADULTS ARRESTED	JUVENILES ARRESTED	CASES HANDLED	ADULTS ARRESTED	JUVENILES ARRESTED
FISCAL YEAR 1981-82	3,584	687	296	2,885	1,067	287
FISCAL YEAR 1980-81	3,558	621	341	2,672	838	251
FISCAL YEAR 1979-80	3,681	592	326	2,685	728	233
% CHANGE LAST TWO YEARS	+ 1	+ 11	- 13	+ 8	+ 27	+ 14
PART I CRIME OFFENSES						
Criminal Homicide	8	3	-	1	2	-
Forcible Rape	22	4	1	10	4	1
Robbery	29	-	3	37	16	2
Aggravated Assault	224	39	13	107	36	9
Burglary	718	50	74	339	39	50
Larceny Theft	643	21	16	515	33	45
Grand Theft Auto	104	10	13	102	12	5
Arson	53	5	8	21	3	-
Sub-Total	1,801	132	128	1,132	145	112
ALL OTHER OFFENSES						
Checks (Worthless)	25	-	-	2	3	-
Forgery	5	3	1	7	5	-
Sex Felonies	22	6	3	8	6	-
Sex Misdemeanors	13	5	4	9	2	1
Assaults, Non-Aggravated	121	22	16	86	28	4
Weapon Laws	27	20	5	20	11	5
Defrauding, Misdemeanor	3	1	-	10	1	2
Offenses Against Family	4	-	1	7	3	-
Narcotics	86	24	37	118	38	55
Liquor Laws	12	-	4	11	1	3
Drunk	107	147	6	193	220	13
Disorderly Conduct	58	5	2	28	1	1
Loitering	-	-	-	-	-	-
Gambling	-	-	-	3	2	-
Drunk Driving	102	116	4	336	321	6
Vehicle Laws	18	7	1	62	39	10
Malicious Mischief	232	3	8	157	5	3
Warrants	-	108	4	-	140	1
Receiving Stolen Property	8	13	1	7	13	6
Federal Offenses W/O Money	10	-	-	-	-	-
Federal Offenses With Money	10	-	-	1	-	-
Felonies, Miscellaneous	23	35	9	32	37	12
Misdemeanors, Miscellaneous	78	40	15	37	46	13
Sub-Total	964	555	121	1,134	922	135
NON-CRIMINAL						
Persons Missing	400	-	19	102	-	15
Juvenile, Non-Criminal	13	-	28	4	-	25
Commitments	-	-	-	-	-	-
Miscellaneous, Non-Criminal	289	-	-	142	-	-
Suicide and Attempt	27	-	-	25	-	-
Mentally Ill	10	-	-	8	-	-
Accidents, Traffic	-	-	-	275	-	-
Accidents, Miscellaneous	16	-	-	32	-	-
Persons Dead	64	-	-	31	-	-
Sub-Total	819	-	47	619	-	40

ANTELOPE VALLEY STATION

City of Lancaster

	CASES HANDLED	ADULTS ARRESTED	JUVENILES ARRESTED
FISCAL YEAR 1981-82	9,680	3,041	790
FISCAL YEAR 1980-81	9,291	2,403	625
FISCAL YEAR 1979-80	8,080	1,842	757
% CHANGE LAST TWO YEARS	+ 4	+ 27	+ 26
PART I CRIME OFFENSES			
Criminal Homicide	1	1	-
Forcible Rape	37	15	-
Robbery	67	24	11
Aggravated Assault	283	92	12
Burglary	995	130	133
Larceny Theft	1,716	319	157
Grand Theft Auto	184	32	7
Arson	33	5	5
Sub-Total	3,316	618	325
ALL OTHER OFFENSES			
Checks (Worthless)	1,532	25	2
Forgery	37	19	5
Sex Felonies	22	12	1
Sex Misdemeanors	42	17	7
Assaults, Non-Aggravated	239	59	15
Weapon Laws	57	39	10
Defrauding, Misdemeanor	20	6	2
Offenses Against Family	10	2	-
Narcotics	265	102	73
Liquor Laws	80	13	16
Drunk	453	513	54
Disorderly Conduct	130	22	2
Loitering	6	-	-
Gambling	1	6	-
Drunk Driving	857	818	30
Vehicle Laws	99	45	21
Malicious Mischief	558	4	13
Warrants	-	420	5
Receiving Stolen Property	19	38	15
Federal Offenses W/O Money	14	1	-
Federal Offenses With Money	15	-	-
Felonies, Miscellaneous	59	89	-
Misdemeanors, Miscellaneous	74	173	55
Sub-Total	4,589	2,423	335
NON-CRIMINAL			
Persons Missing	211	-	31
Juvenile, Non-Criminal	23	-	99
Commitments	-	-	-
Miscellaneous, Non-Criminal	423	-	-
Suicide and Attempt	29	-	-
Mentally Ill	14	-	-
Accidents, Traffic	904	-	-
Accidents, Miscellaneous	108	-	-
Persons Dead	63	-	-
Sub-Total	1,775	-	130

ANTELOPE VALLEY STATION
OFFENSES BY REPORTING DISTRICT

Palmdale

	1110	1111	1112	1113	1114	1115	1116	1117	1118	1119
PART I CRIME OFFENSES										
Criminal Homicide	-	-	-	1	-	-	-	-	-	-
Forcible Rape	-	-	8	2	-	-	-	-	-	-
Robbery	-	3	24	9	1	-	-	-	-	-
Aggravated Assault	-	16	68	19	3	-	-	1	-	-
Burglary	4	60	163	91	16	3	-	-	-	2
Larceny Theft	4	136	216	126	22	9	2	-	-	-
Grand Theft Auto	1	30	44	21	4	2	-	-	-	-
Arson	-	5	13	-	1	-	1	-	-	1
Sub-Total	9	250	536	269	47	14	3	1	-	3
ALL OTHER OFFENSES										
Checks (Worthless)	2	-	-	-	-	-	-	-	-	-
Forgery	-	-	6	1	-	-	-	-	-	-
Sex Felonies	1	1	3	2	-	-	-	-	1	-
Sex Misdemeanors	-	1	7	1	-	-	-	-	-	-
Assaults, Non-Aggravated	1	19	45	14	2	3	1	-	-	1
Weapon Laws	-	7	7	6	-	-	-	-	-	-
Defrauding, Misdemeanor	-	-	1	9	-	-	-	-	-	-
Offenses Against Family	-	-	3	3	-	-	-	-	1	-
Narcotics	1	54	42	18	2	1	-	-	-	-
Liquor Laws	-	1	4	4	2	-	-	-	-	-
Drunk	2	20	116	47	5	3	-	-	-	-
Disorderly Conduct	-	6	13	8	1	-	-	-	-	-
Loitering	-	-	-	-	-	-	-	-	-	-
Gambling	-	-	2	-	-	1	-	-	-	-
Drunk Driving	4	39	161	60	48	17	1	6	-	-
Vehicle Laws	-	6	34	13	5	4	-	-	-	
Malicious Mischief	-	25	87	36	7	1	-	1	-	-
Warrants	-	-	-	-	-	-	-	-	-	-
Receiving Stolen Property	-	2	5	-	-	-	-	-	-	-
Federal Offenses W/O Money	-	-	-	-	-	-	-	-	-	-
Federal Offenses With Money	-	-	-	1	-	-	-	-	-	-
Felonies, Miscellaneous	1	7	15	8	1	-	-	-	-	-
Misdemeanors, Miscellaneous	-	13	12	7	-	1	-	2	-	2
Sub-Total	12	201	563	238	73	31	2	9	2	3
NON-CRIMINAL										
Persons Missing	2	24	49	20	4	-	-	-	-	3
Juvenile, Non-Criminal	-	-	4	-	-	-	-	-	-	-
Commitments	-	-	-	-	-	-	-	-	-	-
Miscellaneous, Non-Criminal	3	29	58	37	7	2	2	2	-	2
Suicide and Attempt	-	4	15	6	-	-	-	-	-	-
Mentally Ill	-	3	5	-	-	-	-	-	-	-
Accidents, Traffic	7	38	126	50	32	19	1	-	-	2
Accidents, Miscellaneous	-	4	15	10	1	1	1	-	-	-
Persons Dead	-	5	17	5	2	-	-	-	-	2
Sub-Total	12	107	289	128	46	22	4	2	-	9

ANTELOPE VALLEY STATION
OFFENSES BY REPORTING DISTRICT

Lancaster

	1120	1121	1122	1123	1124	1125	1126	1130	1131	1132
PART I CRIME OFFENSES										
Criminal Homicide	-	-	-	-	-	1	-	-	-	-
Forcible Rape	1	3	2	1	3	4	6	3	9	1
Robbery	-	5	9	9	4	17	6	5	7	4
Aggravated Assault	-	30	22	11	45	48	36	10	25	23
Burglary	8	93	84	54	116	160	105	57	134	73
Larceny Theft	7	152	264	51	138	219	342	93	226	84
Grand Theft Auto	4	14	14	6	21	42	22	11	24	10
Arson	-	4	2	-	3	7	1	1	7	3
Sub-Total	20	301	397	132	330	498	518	180	432	198
ALL OTHER OFFENSES										
Checks (Worthless)	10	-	1332	-	6	-	183	-	-	-
Forgery	1	3	14	1	1	10	4	-	1	2
Sex Felonies	-	4	1	-	5	1	2	1	2	2
Sex Misdemeanors	-	2	6	1	9	6	4	5	6	2
Assaults, Non-Aggravated	1	22	17	13	37	36	28	20	40	10
Weapon Laws	-	3	7	3	5	20	5	4	4	3
Defrauding, Misdemeanor	-	1	2	10	-	2	5	-	-	-
Offenses Against Family	-	2	4	-	1	-	1	-	1	-
Narcotics	3	13	21	9	17	55	32	26	56	11
Liquor Laws	-	4	5	4	4	38	3	4	14	2
Drunk	1	18	58	32	41	130	44	28	57	15
Disorderly Conduct	-	15	13	6	15	16	18	11	13	6
Loitering	-	-	-	-	-	3	-	-	1	1
Gambling	-	-	1	-	-	-	-	-	-	-
Drunk Driving	12	28	54	45	86	150	126	46	134	50
Vehicle Laws	1	9	8	6	10	24	16	4	9	5
Malicious Mischief	5	60	71	39	43	89	53	28	64	49
Warrants	-	-	-	-	-	-	-	-	-	-
Receiving Stolen Property	-	5	4	-	2	2	3	-	2	1
Federal Offenses W/O Money	-	-	3	-	-	3	1	-	2	-
Federal Offenses With Money	-	-	1	-	1	2	1	1	2	5
Felonies, Miscellaneous	-	6	7	1	5	12	6	2	12	6
Misdemeanors, Miscellaneous	-	8	9	2	11	20	6	6	5	-
Sub-Total	34	203	1638	172	299	619	541	186	425	170
NON-CRIMINAL										
Persons Missing	1	38	22	13	25	16	16	8	24	20
Juvenile, Non-Criminal	1	2	7	1	2	1	1	-	5	1
Commitments	-	-	-	-	-	-	-	-	-	-
Miscellaneous, Non-Criminal	2	41	94	22	49	47	51	18	50	19
Suicide and Attempt	-	5	2	-	4	4	1	4	3	2
Mentally Ill	-	1	4	1	1	3	-	-	-	1
Accidents, Traffic	9	88	95	69	71	154	146	30	120	57
Accidents, Miscellaneous	1	13	16	3	9	19	21	2	8	6
Persons Dead	1	7	32	2	1	5	3	1	6	1
Sub-Total	15	195	272	111	162	249	239	63	216	107

ANTELOPE VALLEY STATION
OFFENSES BY REPORTING DISTRICTS

Lancaster

	1133	1134	1135	1136
PART I CRIME OFFENSES				
Criminal Homicide	-	-	-	-
Forcible Rape	2	2	-	-
Robbery	1	-	-	-
Aggravated Assault	6	14	2	11
Burglary	33	46	7	25
Larceny Theft	16	84	7	33
Grand Theft Auto	1	10	2	3
Arson	2	3	-	-
Sub-Total	61	159	18	72
ALL OTHER OFFENSES				
Checks (Worthless)	1	-	-	-
Forgery	-	-	-	-
Sex Felonies	1	2	1	-
Sex Misdemeanors	-	-	-	1
Assaults, Non-Aggravated	2	9	1	3
Weapon Laws	1	1	-	1
Defrauding, Misdemeanor	-	-	-	-
Offenses Against Family	-	1	-	-
Narcotics	7	11	-	4
Liquor Laws	-	2	-	-
Drunk	5	16	1	7
Disorderly Conduct	1	13	-	3
Loitering	-	1	-	-
Gambling	-	-	-	-
Drunk Driving	12	89	5	20
Vehicle Laws	-	4	2	1
Malicious Mischief	12	31	3	11
Warrants	-	-	-	-
Receiving Stolen Property	-	-	-	-
Federal Offenses W/O Money	1	4	-	-
Federal Offenses With Money	1	1	-	-
Felonies, Miscellaneous	-	1	-	1
Misdemeanors, Miscellaneous	1	4	-	2
Sub-Total	45	190	13	54
NON-CRIMINAL				
Persons Missing	3	10	2	13
Juvenile, Non-Criminal	1	1	-	-
Commitments	-	-	-	-
Miscellaneous, Non-Criminal	8	16	3	3
Suicide and Attempt	-	3	1	-
Mentally Ill	1	2	-	-
Accidents, Traffic	14	35	1	15
Accidents, Miscellaneous	2	5	2	1
Persons Dead	2	1	-	1
Sub-Total	31	73	9	33

ANTELOPE VALLEY STATION
OFFENSES BY REPORTING DISTRICT

	Unincorporated									
	1150	1151	1152	1153	1154	1155	1156	1157	1160	1161
PART I CRIME OFFENSES										
Criminal Homicide	-	-	-	-	-	-	-	-	-	-
Forcible Rape	3	-	-	1	-	-	-	-	-	1
Robbery	-	-	-	-	-	-	-	-	-	1
Aggravated Assault	-	1	-	3	-	-	3	9	12	-
Burglary	5	6	-	4	-	-	5	20	30	9
Larceny Theft	35	10	-	4	-	1	3	12	17	11
Grand Theft Auto	-	-	1	2	-	1	2	1	5	4
Arson	-	1	-	1	-	1	-	1	3	-
Sub-Total	43	18	1	15	-	3	13	43	67	26
ALL OTHER OFFENSES										
Checks (Worthless)	25	-	-	-	-	-	-	-	-	-
Forgery	-	-	-	-	-	-	1	-	-	-
Sex Felonies	1	-	-	-	-	-	-	-	2	-
Sex Misdemeanors	-	-	1	-	-	-	-	-	-	1
Assaults, Non-Aggravated	-	-	-	-	-	1	-	2	3	5
Weapon Laws	-	-	-	1	-	-	-	1	1	-
Defrauding, Misdemeanor	-	-	-	-	-	-	-	-	1	-
Offenses Against Family	-	-	-	-	-	-	-	-	-	-
Narcotics	1	-	-	-	1	-	3	-	1	1
Liquor Laws	-	1	-	-	-	-	-	-	-	-
Drunk	2	-	-	1	1	-	-	1	4	-
Disorderly Conduct	-	-	-	1	-	1	-	-	5	1
Loitering	-	-	-	-	-	-	-	-	-	-
Gambling	-	-	-	-	-	-	-	-	-	-
Drunk Driving	-	-	-	-	2	-	-	-	1	-
Vehicle Laws	-	-	-	-	-	-	-	-	1	-
Malicious Mischief	1	1	1	-	-	-	2	3	10	3
Warrants	-	-	-	-	-	-	-	-	-	-
Receiving Stolen Property	1	-	-	-	-	-	-	1	1	-
Federal Offenses W/O Money	-	-	-	-	-	-	-	-	-	1
Federal Offenses With Money	-	-	-	-	-	-	-	-	-	-
Felonies, Miscellaneous	-	-	-	-	-	-	-	2	3	-
Misdemeanors, Miscellaneous	-	-	-	-	-	1	3	2	2	-
Sub-Total	31	2	2	3	4	3	9	12	35	12
NON-CRIMINAL										
Persons Missing	9	6	-	-	-	1	19	9	5	3
Juvenile, Non-Criminal	-	-	-	-	-	-	1	-	1	-
Commitments	-	-	-	-	-	-	-	-	-	-
Miscellaneous, Non-Criminal	13	5	-	1	-	-	1	13	10	4
Suicide and Attempt	-	-	-	-	-	-	-	-	1	-
Mentally Ill	1	-	-	-	-	-	-	-	-	1
Accidents, Traffic	-	-	-	-	-	-	-	-	-	-
Accidents, Miscellaneous	-	1	-	1	1	-	-	1	-	1
Persons Dead	1	-	-	2	-	-	1	1	2	-
Sub-Total	24	12	-	4	1	1	22	24	19	9

ANTELOPE VALLEY STATION
OFFENSES BY REPORTING DISTRICT

	Unincorporated									
	1162	1163	1164	1165	1166	1170	1171	1172	1173	1174
PART I CRIME OFFENSES										
Criminal Homicide	-	-	1	-	1	-	-	-	-	-
Forcible Rape	-	-	1	-	-	-	-	1	-	-
Robbery	-	-	-	-	-	-	-	1	2	1
Aggravated Assault	3	-	15	3	-	-	1	-	2	13
Burglary	17	4	68	10	7	1	15	17	10	8
Larceny Theft	22	3	43	8	5	4	9	3	16	6
Grand Theft Auto	3	1	7	3	-	-	-	1	1	3
Arson	-	-	7	-	-	-	1	2	-	-
Sub-Total	45	8	142	24	13	5	26	25	31	31
ALL OTHER OFFENSES										
Checks (Worthless)	-	-	-	-	-	-	-	-	-	-
Forgery	-	-	-	-	-	-	-	-	-	2
Sex Felonies	-	-	3	-	-	-	-	-	-	1
Sex Misdemeanors	-	-	-	1	-	-	-	-	-	-
Assaults, Non-Aggravated	3	1	6	-	1	-	-	-	1	3
Weapon Laws	1	-	3	-	-	-	-	1	-	-
Defrauding, Misdemeanor	-	-	-	-	-	-	-	-	1	-
Offenses Against Family	-	-	-	-	-	-	-	-	-	-
Narcotics	-	-	5	1	1	-	1	1	-	-
Liquor Laws	-	-	1	-	-	-	-	-	-	-
Drunk	4	1	9	1	2	-	1	-	1	-
Disorderly Conduct	3	-	9	2	-	-	-	-	-	-
Loitering	-	-	-	-	-	-	-	-	-	-
Gambling	-	-	-	-	-	-	-	-	-	-
Drunk Driving	1	-	20	-	-	-	-	-	-	-
Vehicle Laws	1	-	2	-	-	-	-	-	1	-
Malicious Mischief	4	-	23	1	1	-	3	4	5	2
Warrants	-	-	-	-	-	-	-	-	-	-
Receiving Stolen Property	-	-	1	-	-	-	-	-	-	-
Federal Offenses W/O Money	-	-	-	-	-	-	-	-	1	-
Federal Offenses With Money	-	-	-	-	-	-	-	-	-	-
Felonies, Miscellaneous	1	-	-	-	-	-	-	-	-	-
Misdemeanors, Miscellaneous	1	2	2	2	-	-	2	1	1	-
Sub-Total	19	4	84	8	5	-	7	7	11	8
NON-CRIMINAL										
Persons Missing	11	-	15	6	-	1	2	7	2	-
Juvenile, Non-Criminal	-	-	1	-	-	-	-	-	-	-
Commitments	-	-	-	-	-	-	-	-	-	-
Miscellaneous, Non-Criminal	4	1	26	3	-	-	8	1	6	1
Suicide and Attempt	1	-	2	1	-	-	1	1	-	1
Mentally Ill	-	-	-	-	-	-	1	-	1	-
Accidents, Traffic	-	-	-	-	-	-	-	-	-	-
Accidents, Miscellaneous	-	1	-	-	-	-	1	-	-	-
Persons Dead	-	-	4	1	-	-	1	-	1	-
Sub-Total	16	2	48	11	1	1	14	9	10	2

ANTELOPE VALLEY STATION
OFFENSES BY REPORTING DISTRICTS

	Unincorporated									
	1175	1176	1177	1178	1180	1181	1182	1183	1186	1187
PART I CRIME OFFENSES										
Criminal Homicide	-	-	1	-	-	-	2	-	1	1
Forcible Rape	-	1	1	-	-	2	3	-	1	-
Robbery	5	4	3	-	-	-	6	1	-	-
Aggravated Assault	22	16	28	4	-	5	12	-	2	10
Burglary	52	52	52	9	10	17	69	9	8	21
Larceny Theft	36	41	28	6	12	12	113	15	7	12
Grand Theft Auto	11	1	7	1	2	1	7	6	1	2
Arson	2	2	5	1	1	-	2	1	1	1
Sub-Total	128	117	125	21	25	37	214	32	21	47
ALL OTHER OFFENSES										
Checks (Worthless)	-	-	-	-	-	-	-	-	-	-
Forgery	-	-	-	-	1	-	1	-	-	-
Sex Felonies	3	1	2	-	-	-	4	1	-	-
Sex Misdemeanors	-	1	1	-	-	-	3	-	-	-
Assaults, Non-Aggravated	14	8	14	4	7	3	8	1	-	7
Weapon Laws	3	1	-	-	1	2	6	-	-	1
Defrauding, Misdemeanor	-	1	-	-	-	-	-	-	-	-
Offenses Against Family	-	-	-	-	-	-	2	-	-	-
Narcotics	1	4	2	-	2	13	18	2	-	3
Liquor Laws	2	1	-	-	-	1	1	2	-	-
Drunk	10	7	12	-	3	2	8	3	2	5
Disorderly Conduct	2	6	-	2	5	1	11	-	-	2
Loitering	-	-	-	-	-	-	-	-	-	-
Gambling	-	-	-	-	-	-	-	-	-	-
Drunk Driving	7	5	2	1	3	4	18	3	3	4
Vehicle Laws	4	1	-	1	-	-	1	1	2	-
Malicious Mischief	10	12	9	2	11	5	43	4	2	6
Warrants	-	-	-	-	-	-	-	-	-	-
Receiving Stolen Property	-	-	-	-	-	-	-	-	-	1
Federal Offenses W/O Money	-	-	-	1	1	1	3	-	-	-
Federal Offenses With Money	-	1	-	-	1	-	5	1	-	-
Felonies, Miscellaneous	1	-	3	-	1	1	1	1	2	-
Misdemeanors, Miscellaneous	7	4	5	2	1	-	8	1	-	5
Sub-Total	64	53	50	13	37	33	141	20	11	34
NON-CRIMINAL										
Persons Missing	82	8	47	1	7	17	20	1	3	39
Juvenile, Non-Criminal	2	3	1	-	-	-	-	-	-	-
Commitments	-	-	-	-	-	-	-	-	-	-
Miscellaneous, Non-Criminal	20	15	13	3	7	8	27	6	12	5
Suicide and Attempt	4	-	3	1	1	-	3	-	1	-
Mentally Ill	-	-	2	-	-	-	-	1	-	-
Accidents, Traffic	-	-	-	-	-	-	-	-	-	-
Accidents, Miscellaneous	1	-	1	1	-	-	1	-	-	2
Persons Dead	3	3	15	3	3	5	4	-	-	1
Sub-Total	112	29	82	9	18	30	55	8	16	47

ANTELOPE VALLEY STATION
OFFENSES BY REPORTING DISTRICT

	Unincorporated								
	1188	1189	1190	1191	1192	1193	1194	1195	1196
PART I CRIME OFFENSES									
Criminal Homicide	-	-	-	-	-	-	-	1	-
Forcible Rape	-	-	4	-	1	-	2	-	-
Robbery	-	-	2	-	1	-	-	2	-
Aggravated Assault	-	3	12	1	13	2	15	8	6
Burglary	3	6	58	1	15	3	72	15	10
Larceny Theft	3	9	46	2	15	4	45	16	9
Grand Theft Auto	3	3	6	1	3	1	11	2	-
Arson	-	-	4	-	2	1	12	1	-
Sub-Total	9	21	132	5	50	11	157	45	25
ALL OTHER OFFENSES									
Checks (Worthless)	-	-	-	-	-	-	-	-	-
Forgery	-	-	-	-	-	-	-	-	-
Sex Felonies	-	-	3	-	-	-	-	1	-
Sex Misdemeanors	-	1	2	-	-	-	1	1	-
Assaults, Non-Aggravated	-	3	8	-	1	1	13	2	1
Weapon Laws	1	-	1	-	-	-	1	1	1
Defrauding, Misdemeanor	-	-	-	-	-	-	-	-	-
Offenses Against Family	-	-	1	-	-	-	1	-	-
Narcotics	-	1	12	-	5	-	3	3	1
Liquor Laws	-	-	-	-	1	-	-	1	1
Drunk	-	2	11	1	5	-	3	4	1
Disorderly Conduct	-	-	2	1	-	-	3	1	-
Loitering	-	-	-	-	-	-	-	-	-
Gambling	-	-	-	-	-	-	-	-	-
Drunk Driving	-	-	8	-	9	1	1	2	7
Vehicle Laws	-	-	1	-	1	-	1	-	-
Malicious Mischief	-	3	18	-	7	1	25	7	3
Warrants	-	-	-	-	-	-	-	-	-
Receiving Stolen Property	-	-	-	-	-	-	1	2	-
Federal Offenses W/O Money	-	-	1	-	-	-	1	-	-
Federal Offenses With Money	-	-	2	-	-	-	-	-	-
Felonies, Miscellaneous	-	-	3	-	2	-	1	-	1
Misdemeanors, Miscellaneous	2	1	3	-	2	3	10	5	-
Sub-Total	3	11	76	2	33	6	65	30	16
NON-CRIMINAL									
Persons Missing	2	10	25	-	4	1	21	15	1
Juvenile, Non-Criminal	-	-	1	-	-	-	3	-	-
Commitments	-	-	-	-	-	-	-	-	-
Miscellaneous, Non-Criminal	3	4	18	-	9	4	28	6	4
Suicide and Attempt	-	-	4	1	-	-	-	1	-
Mentally Ill	1	-	2	-	-	-	-	-	-
Accidents, Traffic	-	-	-	-	-	-	-	-	-
Accidents, Miscellaneous	-	-	-	-	-	1	1	-	-
Persons Dead	-	-	4	-	2	-	4	-	3
Sub-Total	6	14	54	1	15	6	57	22	8

ANTELOPE VALLEY STATION

PART I OFFENSES CLEARED

ACTUAL KNOWN OFFENSES	STATION TOTAL	UNINC.	PALMDALE	LANCASTER
TOTAL PART I OFFENSES	6,228	1,797	1,125	3,306
Number Cleared	1,156	323	224	609
Percent Cleared	18.6	18.0	19.9	18.4
CRIMINAL HOMICIDE	10	8	1	1
Number Cleared	7	5	1	1
Percent Cleared	70.0	62.5	100.0	100.0
FORCIBLE RAPE	69	22	10	37
Number Cleared	28	6	9	13
Percent Cleared	40.6	27.3	90.0	35.1
ROBBERY	133	29	37	67
Number Cleared	38	9	6	23
Percent Cleared	28.6	31.0	16.2	34.3
AGGRAVATED ASSAULT	613	224	106	283
Number Cleared	402	111	86	205
Percent Cleared	65.6	49.6	81.1	72.4
BURGLARY	2,045	717	337	991
Number Cleared	371	111	75	185
Percent Cleared	18.1	15.5	22.3	18.7
LARCENY THEFT	2,867	642	513	1,712
Number Cleared	268	67	38	163
Percent Cleared	9.4	10.4	7.4	9.5
GRAND THEFT AUTO	384	102	100	182
Number Cleared	42	14	9	19
Percent Cleared	10.9	13.7	9.0	10.4

STOLEN AND RECOVERED PROPERTY

	AMOUNT STOLEN	AMOUNT RECOVERED	PERCENT
TOTAL	$3,943,476	$ 794,119	20.1
Robbery	35,152	5,056	14.4
Burglary	1,728,273	178,779	10.3
Larceny Theft	1,274,431	84,544	6.6
Auto Theft	904,691	525,740	58.1
Rape	929	-	-

ANTELOPE VALLEY STATION

TRAFFIC ACCIDENT AND ENFORCEMENT SUMMARY

STATION TOTAL	TRAFFIC ACCIDENTS 1981-82	1980-81
Total	1,179	1,277
Fatality	14	9
Injury	475	587
Non-Injury	690	681
PALMDALE		
Total	275	307
Fatality	4	4
Injury	120	148
Non-Injury	151	155
LANCASTER		
Total	904	970
Fatality	10	5
Injury	355	439
Non-Injury	539	526

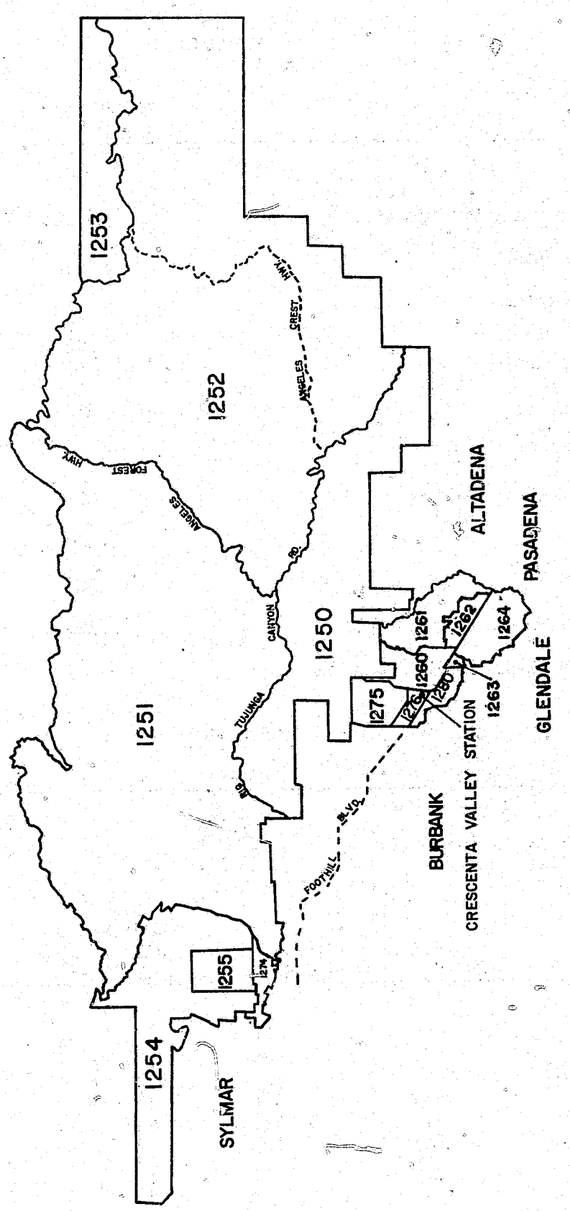

CRESCENTA VALLEY AREA

Preceding page blank

CRESCENTA VALLEY STATION

SYNOPSIS

	FISCAL YEAR 1981-82	FISCAL YEAR 1980-81	PERCENT CHANGE
PART I OFFENSES			
Crime Rate per 10,000 Population	313.48	342.05	- 8
NUMBER OF CASES HANDLED			
Criminal Homicide	1	6	- 83
Forcible Rape	10	21	- 52
Robbery	24	34	- 29
Aggravated Assault	94	126	- 25
Burglary	449	511	- 12
Larceny Theft	514	483	+ 6
Grand Theft Auto	83	109	- 24
Arson	21	15	+ 40
TOTAL CASES HANDLED	3,666	4,103	- 11
ADULT ARRESTS	1,304	1,533	- 15
JUVENILE ARRESTS	383	391	- 2
CASE ASSIGNMENTS TO ADULT DETECTIVES	2,328	2,476	- 6
CASE ASSIGNMENTS TO JUVENILE DETECTIVES	87	137	- 37

	AREA IN SQUARE MILES	POPULATION 1981-82	CRIME RATE PER 10,000 PART I OFFENSES 1981-82	1980-81	PERCENT CHANGE
Total Area	249.32	38,152	313.48	342.05	- 8
Unincorporated Area	240.71	17,981	324.23	380.96	- 15
La Canada Flintridge	8.61	20,171	303.90	307.37	- 1

	1981-82 CASES	1980-81 CASES	1981-82 RATE PER 10,000	1980-81 RATE PER 10,000	PERCENT CHANGE
Criminal Homicide	1	6	.26	1.57	- 83
Forcible Rape	10	21	2.62	5.50	- 52
Robbery	24	34	6.29	8.91	- 29
Aggravated Assault	94	126	24.64	33.03	- 25
Burglary	449	511	117.69	133.94	- 12
Larceny Theft	514	483	134.72	126.60	+ 6
Grand Theft Auto	83	109	21.76	28.57	- 24
Arson	21	15	5.50	3.93	+ 40
Total	1,196	1,305	313.48	342.05	- 8

CRESCENTA VALLEY STATION

MOST FREQUENT CASES HANDLED

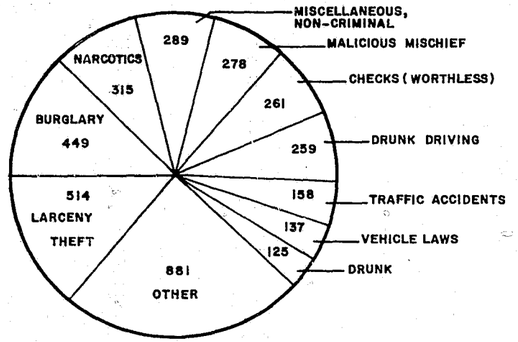

CASES HANDLED BY LOCATION

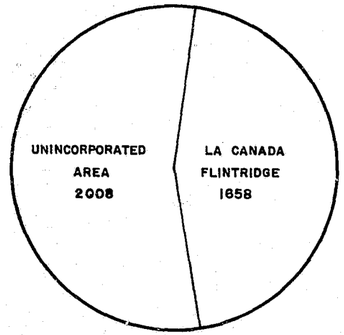

MOST FREQUENT ARRESTS

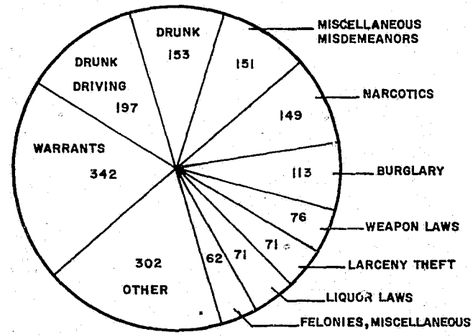

CRIME RATE

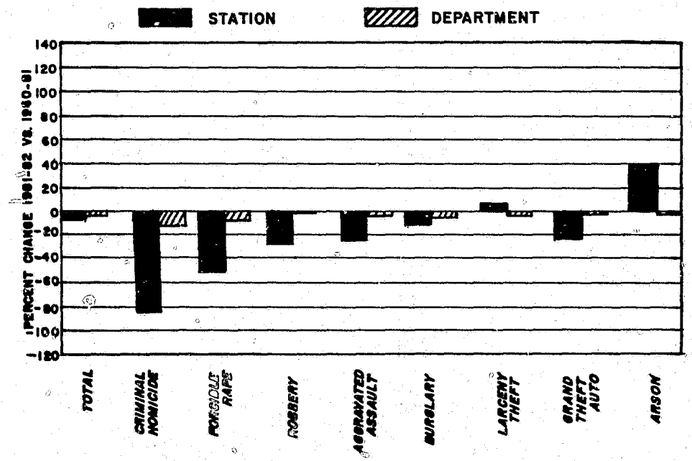

CRESCENTA VALLEY STATION

	CASES AND ARRESTS			CASE ASSIGNMENTS	
	CASES HANDLED	ADULTS ARRESTED	JUVENILES ARRESTED	ADULT DETECTIVES	JUVENILE DETECTIVES
FISCAL YEAR 1981-82	3,666	1,304	383	2,328	87
FISCAL YEAR 1980-81	4,103	1,533	391	2,476	137
FISCAL YEAR 1979-80	3,957	1,432	372	2,553	182
% CHANGE LAST TWO YEARS	- 11	- 15	- 2	- 6	- 37
PART I CRIME OFFENSES					
Criminal Homicide	1	4	-	-	-
Forcible Rape	10	2	-	10	-
Robbery	24	25	3	27	-
Aggravated Assault	94	20	5	90	-
Burglary	449	58	55	451	3
Larceny Theft	514	48	23	487	37
Grand Theft Auto	83	22	23	105	-
Arson	21	-	2	3	-
Sub-Total	1,196	179	111	1,173	40
ALL OTHER OFFENSES					
Checks (Worthless)	261	2	-	260	1
Forgery	13	7	-	6	-
Sex Felonies	7	2	-	3	1
Sex Misdemeanors	20	4	11	21	-
Assaults, Non-Aggravated	59	20	9	56	1
Weapon Laws	120	68	8	52	-
Defrauding, Misdemeanor	5	-	-	5	-
Offenses Against Family	3	1	-	3	-
Narcotics	315	101	48	31	5
Liquor Laws	75	30	41	23	1
Drunk	125	120	33	16	3
Disorderly Conduct	47	6	8	37	1
Loitering	-	-	-	-	-
Gambling	-	-	-	-	-
Drunk Driving	259	186	11	11	-
Vehicle Laws	137	38	16	27	1
Malicious Mischief	278	1	-	272	1
Warrants	-	337	5	-	-
Receiving Stolen Property	21	41	8	29	-
Federal Offenses W/O Money	3	-	-	3	-
Federal Offenses With Money	7	-	-	6	1
Felonies, Miscellaneous	30	50	12	18	-
Misdemeanors, Miscellaneous	37	111	40	15	-
Sub-Total	1,822	1,125	250	894	16
NON-CRIMINAL					
Persons Missing	111	-	7	65	21
Juvenile, Non-Criminal	2	-	15	2	-
Commitments	-	-	-	-	-
Miscellaneous, Non-Criminal	289	-	-	170	10
Suicide and Attempt	14	-	-	12	-
Mentally Ill	18	-	-	-	-
Accidents, Traffic	158	-	-	-	-
Accidents, Miscellaneous	21	-	-	12	-
Persons Dead	35	-	-	-	-
Sub-Total	648	-	22	261	31

CRESCENTA VALLEY STATION

	Crescenta Valley-Uninc.			City of La Canada/Flint.		
	CASES HANDLED	ADULTS ARRESTED	JUVENILES ARRESTED	CASES HANDLED	ADULTS ARRESTED	JUVENILES ARRESTED
FISCAL YEAR 1981-82	2,008	883	242	1,658	421	141
FISCAL YEAR 1980-81	2,478	1,069	241	1,625	464	150
FISCAL YEAR 1979-80	2,194	912	233	1,763	520	139
% CHANGE LAST TWO YEARS	-19	-17	-	+ 2	- 9	- 6
PART I CRIME OFFENSES						
Criminal Homicide	1	3	-	-	1	-
Forcible Rape	10	2	-	-	-	-
Robbery	8	15	2	16	10	1
Aggravated Assault	62	16	3	32	4	2
Burglary	212	37	28	237	21	27
Larceny Theft	230	21	7	284	27	16
Grand Theft Auto	41	17	18	42	5	5
Arson	19	-	-	2	-	2
Sub-Total	583	111	58	613	68	53
ALL OTHER OFFENSES						
Checks (Worthless)	103	-	-	158	2	-
Forgery	5	4	-	8	3	-
Sex Felonies	6	2	-	1	-	-
Sex Misdemeanors	10	1	4	10	3	7
Assaults, Non-Aggravated	40	13	5	19	7	4
Weapon Laws	106	55	4	14	13	4
Defrauding, Misdemeanor	2	-	-	3	-	-
Offenses Against Family	3	1	-	-	-	-
Narcotics	224	77	36	91	24	12
Liquor Laws	44	18	23	31	12	18
Drunk	69	78	14	56	42	19
Disorderly Conduct	33	4	5	14	2	3
Loitering	-	-	-	-	-	-
Gambling	-	-	-	-	-	-
Drunk Driving	185	127	7	74	59	4
Vehicle Laws	68	25	5	69	13	11
Malicious Mischief	130	1	-	148	-	-
Warrants	-	212	5	-	125	-
Receiving Stolen Property	15	35	7	6	6	1
Federal Offenses W/O Money	2	-	-	1	-	-
Federal Offenses With Money	3	-	-	4	-	-
Felonies, Miscellaneous	17	36	11	13	14	1
Misdemeanors, Miscellaneous	24	83	37	13	28	3
Sub-Total	1,089	772	163	733	353	87
NON-CRIMINAL						
Persons Missing	93	-	6	18	-	1
Juvenile, Non-Criminal	2	-	15	-	-	-
Commitments	-	-	-	-	-	-
Miscellaneous, Non-Criminal	189	-	-	100	-	-
Suicide and Attempt	7	-	-	7	-	-
Mentally Ill	10	-	-	8	-	-
Accidents, Traffic	-	-	-	158	-	-
Accidents, Miscellaneous	12	-	-	9	-	-
Persons Dead	23	-	-	12	-	-
Sub-Total	336	-	21	312	-	-

CRESCENTA VALLEY STATION
OFFENSES BY REPORTING DISTRICT

	La Canada Flintridge				
	1260	1261	1262	1263	1264
PART I CRIME OFFENSES					
Criminal Homicide	-	-	-	-	-
Forcible Rape	-	-	-	-	-
Robbery	1	1	10	1	3
Aggravated Assault	8	6	7	2	9
Burglary	48	46	59	6	78
Larceny Theft	41	36	113	19	75
Grand Theft Auto	4	4	21	-	13
Arson	-	1	-	-	1
Sub-Total	102	94	210	28	179
ALL OTHER OFFENSES					
Checks (Worthless)	22	-	133	1	2
Forgery	3	-	5	-	-
Sex Felonies	-	1	-	-	-
Sex Misdemeanors	-	1	2	1	6
Assaults, Non-Aggravated	2	4	7	-	6
Weapons Laws	3	1	2	2	6
Defrauding, Misdemeanors	-	-	3	-	-
Offenses Against Family	-	-	-	-	-
Narcotics	8	9	24	7	43
Liquor Laws	2	3	6	2	18
Drunk	8	5	22	1	20
Disorderly Conduct	1	1	8	-	4
Loitering	-	-	-	-	-
Gambling	-	-	-	-	-
Drunk Driving	13	10	18	5	28
Vehicle Laws	12	7	19	5	26
Malicious Mischief	15	31	33	2	67
Warrants	-	-	-	-	-
Receiving Stolen Property	1	-	2	-	3
Federal Offenses W/O Money	-	-	-	-	1
Federal Offenses With Money	3	-	-	-	1
Felonies, Miscellaneous	2	4	3	1	3
Misdemeanors, Miscellaneous	2	1	4	-	6
Sub-Total	97	78	291	27	240
NON-CRIMINAL					
Persons Missing	3	5	8	-	2
Juvenile, Non-Criminal	-	-	-	-	-
Commitments	-	-	-	-	-
Miscellaneous, Non-Criminal	17	17	30	2	34
Suicide and Attempt	3	1	1	-	2
Mentally Ill	1	1	3	-	3
Accidents, Traffic	24	27	30	11	66
Accidents, Miscellaneous	1	1	2	-	5
Persons Dead	5	3	2	-	2
Sub-Total	54	55	76	13	114

CRESCENTA VALLEY STATION
OFFENSES BY REPORTING DISTRICT

	Unincorporated									
	1250	1251	1252	1253	1254	1255	1274	1275	1276	1280
PART I CRIME OFFENSES										
Criminal Homicide	-	-	-	-	1	-	-	-	-	-
Forcible Rape	5	1	1	-	2	-	-	-	1	-
Robbery	-	-	1	-	1	-	2	-	1	3
Aggravated Assault	2	6	8	-	-	3	3	9	18	13
Burglary	4	5	5	-	8	10	6	39	45	90
Larceny Theft	26	9	12	1	5	5	2	31	54	85
Grand Theft Auto	3	4	-	-	1	1	-	4	6	22
Arson	5	4	-	-	3	1	-	3	2	1
Sub-Total	45	29	27	1	21	20	13	86	127	214
ALL OTHER OFFENSES										
Checks (Worthless)	-	-	-	-	1	-	-	-	66	36
Forgery	2	-	1	-	-	-	-	-	1	1
Sex Felonies	-	-	-	-	1	-	1	-	2	2
Sex Misdemeanors	-	-	-	-	-	-	-	2	3	5
Assaults, Non-Aggravated	3	-	-	-	-	1	5	8	11	12
Weapon Laws	23	36	11	-	16	2	1	-	6	11
Defrauding, Misdemeanor	-	-	-	-	-	-	-	-	2	-
Offenses Against Family	1	-	-	-	-	-	1	-	-	1
Narcotics	78	22	6	-	20	8	1	12	26	51
Liquor Laws	14	4	1	-	2	3	1	1	4	14
Drunk	17	3	1	-	1	3	1	-	16	27
Disorderly Conduct	-	-	-	-	-	2	2	10	9	10
Loitering	-	-	-	-	-	-	-	-	-	-
Gambling	-	-	-	-	-	-	-	-	-	-
Drunk Driving	34	1	-	-	1	9	5	1	39	95
Vehicle Laws	18	4	-	-	6	2	-	3	12	23
Malicious Mischief	6	5	9	-	3	3	3	31	31	39
Warrants	-	-	-	-	-	-	-	-	-	-
Receiving Stolen Property	6	5	1	-	3	-	-	-	-	-
Federal Offenses W/O Money	-	-	-	-	-	-	1	-	-	1
Federal Offenses With Money	1	-	-	-	-	-	-	-	2	-
Felonies, Miscellaneous	8	3	-	-	-	1	-	-	3	2
Misdemeanors, Miscellaneous	4	-	1	-	2	2	1	4	2	8
Sub-Total	215	83	31	-	56	36	23	72	235	338
NON-CRIMINAL										
Persons Missing	2	15	15	-	13	2	-	13	18	15
Juvenile, Non-Criminal	-	1	-	-	-	-	-	-	-	1
Commitments	-	-	-	-	-	-	-	-	-	-
Miscellaneous, Non-Criminal	38	17	9	2	11	6	3	23	36	44
Suicide and Attempt	2	-	-	-	-	-	-	2	2	1
Mentally Ill	1	-	1	1	-	1	-	2	2	2
Accidents, Traffic	-	-	-	-	-	-	-	-	-	-
Accidents, Miscellaneous	3	-	4	-	1	-	-	-	3	1
Persons Dead	5	2	-	-	1	1	-	1	3	10
Sub-Total	51	35	29	3	26	10	3	41	64	74

CRESCENTA VALLEY STATION

PART I OFFENSES CLEARED

ACTUAL KNOWN OFFENSES	STATION TOTAL	UNINCORPORATED	LA CANADA FLINTRIDGE
TOTAL PART I OFFENSES	1,194	582	612
Number Cleared	191	123	68
Percent Cleared	16.0	21.1	11.1
CRIMINAL HOMICIDE	1	1	-
Number Cleared	1	1	-
Percent Cleared	100.0	100.0	-
FORCIBLE RAPE	10	10	-
Number Cleared	3	3	-
Percent Cleared	30.0	30.0	-
ROBBERY	24	8	16
Number Cleared	10	6	4
Percent Cleared	41.7	75.0	25.0
AGGRAVATED ASSAULT	94	62	32
Number Cleared	76	60	16
Percent Cleared	80.9	96.8	50.0
BURGLARY	449	212	237
Number Cleared	54	31	23
Percent Cleared	12.0	14.6	9.7
LARCENY THEFT	513	230	283
Number Cleared	37	15	22
Percent Cleared	7.2	6.5	7.8
GRAND THEFT AUTO	82	40	42
Number Cleared	10	7	3
Percent Cleared	12.2	17.5	7.1

STOLEN AND RECOVERED PROPERTY

	AMOUNT STOLEN	AMOUNT RECOVERED	PERCENT
TOTAL	$1,393,002	$ 143,877	10.3
Robbery	34,370	15,260	44.4
Burglary	879,880	43,602	5.0
Larceny Theft	219,163	13,470	6.2
Auto Theft	259,275	71,545	27.6
Rape	314	-	-

CRESCENTA VALLEY STATION

TRAFFIC ACCIDENT AND ENFORCEMENT SUMMARY

	TRAFFIC ACCIDENTS 1981-82	19780-81
STATION TOTAL		
Total	158	133
Fatality	4	1
Injury	83	81
Non-Injury	71	51
LA CANADA-FLINTRIDGE		
Total	158	133
Fatality	4	1
Injury	83	81
Non-Injury	71	51

Preceding page blank

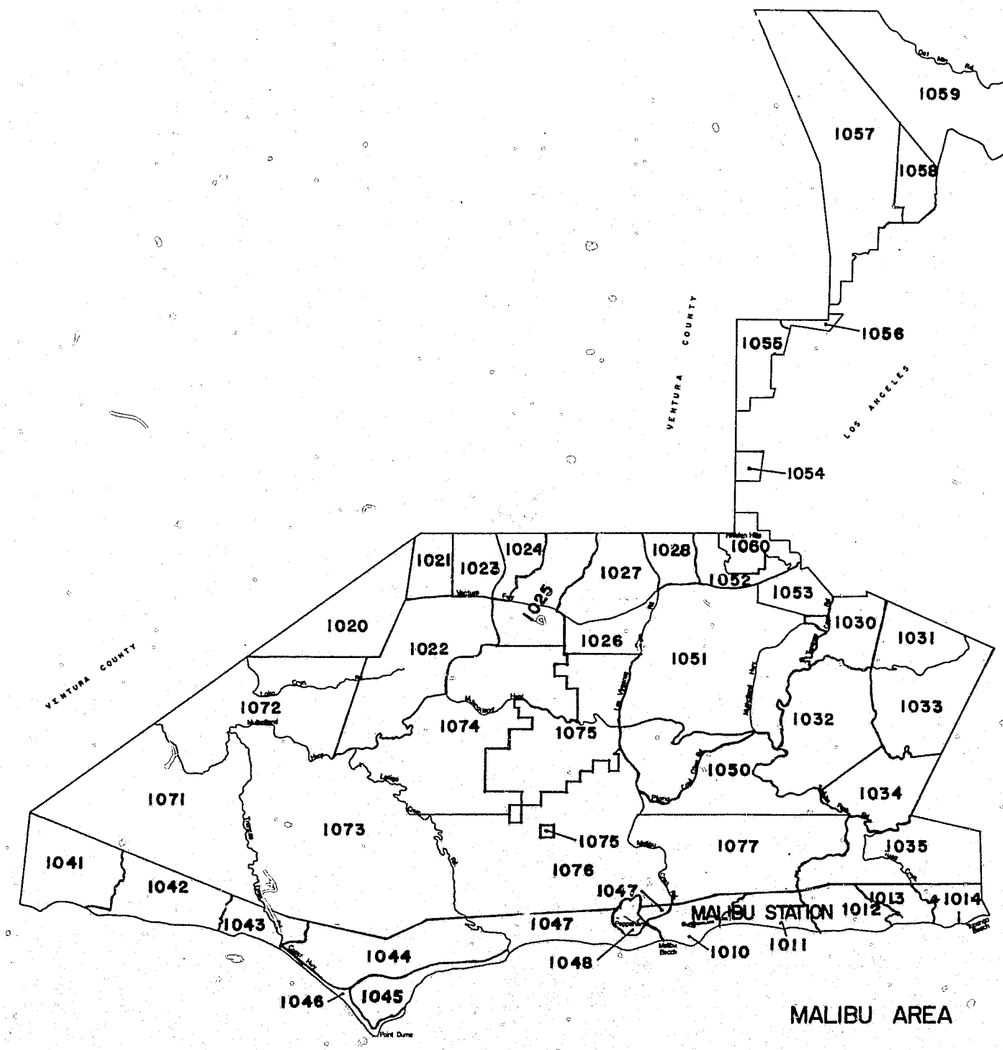

MALIBU STATION

SYNOPSIS

	FISCAL YEAR 1981-82	FISCAL YEAR 1980-81	PERCENT CHANGE
PART I OFFENSES			
Crime Rate per 10,000 Population	569.95	593.96	- 4
NUMBER OF CASES HANDLED			
Criminal Homicide	6	7	- 14
Forcible Rape	32	38	- 16
Robbery	52	55	- 5
Aggravated Assault	190	228	- 17
Burglary	1,130	1,100	+ 3
Larceny Theft	1,340	1,455	- 8
Grand Theft Auto	214	210	+ 2
Arson	27	24	+ 13
TOTAL CASES HANDLED	7,416	9,294	- 20
ADULT ARRESTS	3,601	4,671	- 23
JUVENILE ARRESTS	471	633	- 26
CASE ASSIGNMENTS TO ADULT DETECTIVES	4,615	5,373	- 14
CASE ASSIGNMENTS TO JUVENILE DETECTIVES	114	156	- 27

	AREA IN SQUARE MILES	POPULATION 1981-82	CRIME RATE PER 10,000 PART I OFFENSES 1981-82	1980-81	PERCENT CHANGE
Total Area	187.96	52,478	569.95	593.96	- 4
Unincorporated Area	186.47	50,709	582.34	606.20	- 4
Hidden Hills	1.49	1,769	214.81	243.08	- 12

	1981-82 CASES	1980-81 CASES	1981-82 RATE PER 10,000	1980-81 RATE PER 10,000	PERCENT CHANGE
Criminal Homicide	6	7	1.14	1.33	- 14
Forcible Rape	32	38	6.10	7.24	- 16
Robbery	52	55	9.91	10.48	- 5
Aggravated Assault	190	228	36.21	43.45	- 17
Burglary	1,130	1,100	215.33	209.61	+ 3
Larceny Theft	1,340	1,455	255.35	277.26	- 8
Grand Theft Auto	214	210	40.78	40.02	+ 2
Arson	27	24	5.15	4.57	+ 13
Total	2,991	3,117	569.95	593.96	- 4

MALIBU STATION

MOST FREQUENT CASES HANDLED

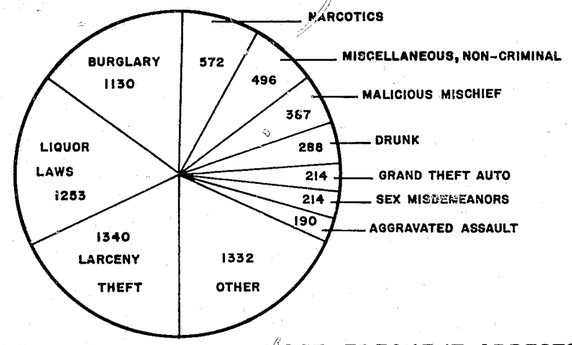

CASES HANDLED BY LOCATION

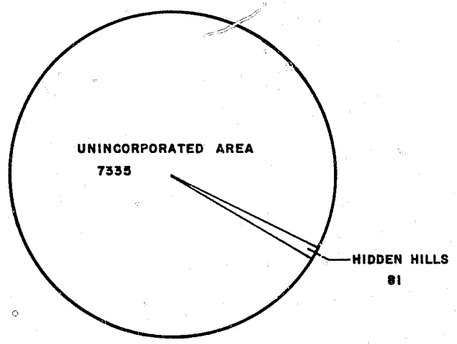

MOST FREQUENT ARRESTS

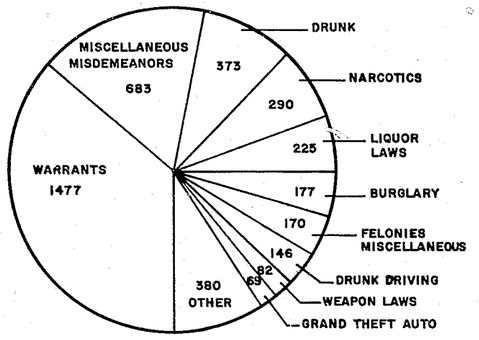

CRIME RATE

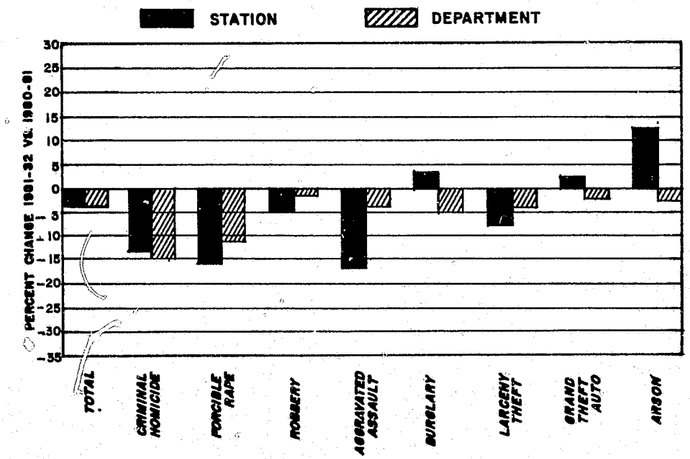

MALIBU STATION

	CASES AND ARRESTS			CASE ASSIGNMENTS	
	CASES HANDLED	ADULTS ARRESTED	JUVENILES ARRESTED	ADULT DETECTIVES	JUVENILE DETECTIVES
FISCAL YEAR 1981-82	7,416	3,601	471	4,615	114
FISCAL YEAR 1980-81	9,294	4,671	633	5,373	156
FISCAL YEAR 1979-80	6,170	1,851	373	4,814	189
% CHANGE LAST TWO YEARS	- 20	- 23	- 26	- 14	- 27
PART I CRIME OFFENSES					
Criminal Homicide	6	-	-	-	-
Forcible Rape	32	5	-	33	-
Robbery	52	25	9	54	-
Aggravated Assault	190	49	5	187	-
Burglary	1,130	121	56	1,137	1
Larceny Theft	1,340	49	14	1,296	59
Grand Theft Auto	214	61	8	229	-
Arson	27	3	-	3	-
Sub-Total	2,991	313	92	2,939	60
ALL OTHER OFFENSES					
Checks (Worthless)	43	-	-	43	-
Forgery	31	10	1	14	-
Sex Felonies	9	4	-	8	-
Sex Misdemeanors	214	15	-	53	-
Assaults, Non-Aggravated	154	51	6	154	-
Weapon Laws	99	70	12	95	3
Defrauding, Misdemeanor	24	7	-	19	-
Offenses Against Family	4	-	-	3	-
Narcotics	572	227	63	55	1
Liquor Laws	1,253	97	128	104	2
Drunk	288	337	36	26	2
Disorderly Conduct	132	11	1	103	1
Loitering	20	-	-	-	2
Gambling	1	-	-	-	-
Drunk Driving	152	144	2	4	1
Vehicle Laws	81	46	12	29	2
Malicious Mischief	387	5	6	368	1
Warrants	-	1,472	5	-	-
Receiving Stolen Property	9	19	6	14	-
Federal Offenses W/O Money	9	-	-	8	-
Federal Offenses With Money	11	-	-	11	-
Felonies, Miscellaneous	47	157	13	43	-
Misdemeanors, Miscellaneous	158	616	67	52	-
Sub-Total	3,698	3,288	358	1,206	15
NON-CRIMINAL					
Persons Missing	131	-	9	80	24
Juvenile, Non-Criminal	5	-	12	3	2
Commitments	-	-	-	-	-
Miscellaneous, Non-Criminal	496	-	-	366	13
Suicide and Attempt	23	-	-	13	-
Mentally Ill	29	-	-	3	-
Accidents, Traffic	6	-	-	-	-
Accidents, Miscellaneous	7	-	-	5	-
Persons Dead	30	-	-	-	-
Sub-Total	727	-	21	470	39

MALIBU STATION

	Malibu-Unincorporated			City of Hidden Hills		
	CASES HANDLED	ADULTS ARRESTED	JUVENILES ARRESTED	CASES HANDLED	ADULTS ARRESTED	JUVENILES ARRESTED
FISCAL YEAR 1981-82	7,335	3,579	468	81	22	3
FISCAL YEAR 1980-81	9,196	4,652	629	98	19	4
FISCAL YEAR 1979-80	6,088	1,840	369	82	11	4
% CHANGE LAST TWO YEARS	- 20	- 23	- 26	- 17	+ 16	- 25
PART I CRIME OFFENSES						
Criminal Homicide	6	-	-	-	-	-
Forcible Rape	32	4	-	-	1	-
Robbery	52	25	9	-	-	-
Aggravated Assault	189	49	5	1	-	-
Burglary	1,108	120	55	22	1	1
Larceny Theft	1,329	49	14	11	-	-
Grand Theft Auto	212	61	8	2	-	-
Arson	25	3	-	2	-	-
Sub-Total	2,953	311	91	38	2	1
ALL OTHER OFFENSES						
Checks (Worthless)	43	-	-	-	-	-
Forgery	31	10	1	-	-	-
Sex Felonies	9	4	-	-	-	-
Sex Misdemeanors	214	15	-	-	-	-
Assaults, Non-Aggravated	151	49	6	3	2	-
Weapon Laws	99	70	12	-	-	-
Defrauding, Misdemeanor	24	7	-	-	-	-
Offenses Against Family	4	-	-	-	-	-
Narcotics	571	226	63	1	1	-
Liquor Laws	1,251	96	126	2	1	2
Drunk	287	333	36	1	4	-
Disorderly Conduct	128	11	1	4	-	-
Loitering	20	-	-	-	-	-
Gambling	1	-	-	-	-	-
Drunk Driving	151	143	2	1	1	-
Vehicle Laws	79	45	12	2	1	-
Malicious Mischief	379	5	6	8	-	-
Warrants	-	1,464	5	-	8	-
Receiving Stolen Property	9	19	6	-	-	-
Federal Offenses W/O Money	9	-	-	-	-	-
Federal Offenses With Money	10	-	-	1	-	-
Felonies, Miscellaneous	47	157	13	-	-	-
Misdemeanors, Miscellaneous	154	614	67	4	2	-
Sub-Total	3,671	3,268	356	27	20	2
NON-CRIMINAL						
Persons Missing	130	-	9	1	-	-
Juvenile, Non-Criminal	5	-	12	-	-	-
Commitments	-	-	-	-	-	-
Miscellaneous, Non-Criminal	488	-	-	8	-	-
Suicide and Attempt	22	-	-	1	-	-
Mentally Ill	29	-	-	-	-	-
Accidents, Traffic	-	-	-	6	-	-
Accidents, Miscellaneous	7	-	-	-	-	-
Persons Dead	30	-	-	-	-	-
Sub-Total	711	-	21	16	-	-

CONTINUED

2 OF 5

MALIBU STATION
OFFENSES BY REPORTING DISTRICT

Hidden Hills

1060

PART I CRIME OFFENSES	
Criminal Homicide	-
Forcible Rape	-
Robbery	-
Aggravated Assault	1
Burglary	22
Larceny Theft	11
Grand Theft Auto	2
Arson	2
Sub-Total	38
ALL OTHER OFFENSES	
Checks (Worthless)	-
Forgery	-
Sex Felonies	-
Sex Misdemeanors	-
Assaults, Non-Aggravated	3
Weapon Laws	-
Defrauding, Misdemeanor	-
Offenses Against Family	-
Narcotics	1
Liquor Laws	2
Drunk	1
Disorderly Conduct	4
Loitering	-
Gambling	-
Drunk Driving	1
Vehicle Laws	2
Malicious Mischief	8
Warrants	-
Receiving Stolen Property	-
Federal Offenses W/O Money	-
Federal Offenses With Money	1
Felonies, Miscellaneous	-
Misdemeanors, Miscellaneous	4
Sub-Total	27
NON-CRIMINAL	
Persons Missing	1
Juvenile, Non-Criminal	-
Commitments	-
Miscellaneous, Non-Criminal	8
Suicide and Attempt	1
Mentally Ill	-
Accidents, Traffic	6
Accidents, Miscellaneous	-
Persons Dead	-
Sub-Total	16

MALIBU STATION
OFFENSES BY REPORTING DISTRICT

	Unincorporated									
	1010	1011	1012	1013	1014	1020	1021	1022	1023	1024
PART I CRIME OFFENSES										
Criminal Homicide	-	-	-	-	1	-	-	-	-	-
Forcible Rape	3	1	-	1	1	-	-	-	-	-
Robbery	5	2	1	3	4	2	3	2	-	1
Aggravated Assault	18	10	5	9	9	8	15	3	-	2
Burglary	57	57	35	18	17	129	74	11	33	33
Larceny Theft	143	76	72	41	45	111	53	14	48	45
Grand Theft Auto	13	20	24	7	9	10	7	4	8	5
Arson	1	-	1	-	-	2	1	2	2	1
Sub-Total	240	166	138	79	86	262	153	36	91	87
ALL OTHER OFFENSES										
Checks (Worthless)	-	-	1	1	-	3	5	25	2	-
Forgery	7	3	-	3	1	-	2	3	-	-
Sex Felonies	1	-	-	1	-	1	1	-	1	-
Sex Misdemeanors	7	2	3	3	2	6	3	-	2	-
Assaults, Non-Aggravated	7	5	6	-	3	14	8	1	5	11
Weapon Laws	8	2	5	9	5	5	1	1	-	3
Defrauding, Misdemeanor	-	5	1	2	2	2	-	-	-	5
Offenses Against Family	-	-	-	-	1	-	-	-	-	-
Narcotics	50	12	33	59	24	20	7	2	9	7
Liquor Laws	30	2	11	148	25	3	6	1	2	2
Drunk	44	8	9	21	19	18	1	3	1	3
Disorderly Conduct	5	7	4	2	6	16	6	2	3	3
Loitering	2	-	1	4	1	-	1	-	-	-
Gambling	-	-	-	-	-	-	-	-	-	-
Drunk Driving	32	7	10	7	9	6	2	3	2	2
Vehicle Laws	3	4	6	1	2	1	4	1	-	-
Malicious Mischief	22	6	10	8	5	61	33	1	13	16
Warrants	-	-	-	-	-	-	-	-	-	-
Receiving Stolen Property	1	-	-	-	1	1	1	-	-	-
Federal Offenses W/O Money	3	1	-	1	-	-	-	-	-	-
Federal Offenses With Money	-	-	2	-	-	-	-	-	-	-
Felonies, Miscellaneous	5	4	1	1	-	10	3	-	6	-
Misdemeanors, Miscellaneous	11	7	6	7	2	15	4	-	2	1
Sub-Total	238	75	109	278	108	182	88	43	48	53
NON-CRIMINAL										
Persons Missing	5	-	-	1	2	8	6	-	1	5
Juvenile, Non-Criminal	1	-	-	-	-	-	1	-	-	-
Commitments	-	-	-	-	-	-	-	-	-	-
Miscellaneous, Non-Criminal	92	22	14	10	15	32	16	6	11	8
Suicide and Attempt	2	-	-	-	2	2	-	-	-	2
Mentally Ill	5	-	2	1	1	1	3	-	-	2
Accidents, Traffic	-	-	-	-	-	-	-	-	-	-
Accidents, Miscellaneous	-	-	-	-	1	-	-	-	-	-
Persons Dead	1	1	1	-	-	4	-	-	1	-
Sub-Total	106	23	17	12	21	47	26	6	13	17

MALIBU STATION
OFFENSES BY REPORTING DISTRICTS

	Unincorporated									
	1025	1026	1027	1028	1030	1031	1032	1033	1034	1035
PART I CRIME OFFENSES										
Criminal Homicide	1	-	-	-	1	1	-	-	-	-
Forcible Rape	1	1	-	-	-	-	2	-	3	-
Robbery	6	-	-	-	1	1	-	2	2	-
Aggravated Assault	13	2	3	6	-	-	3	10	12	1
Burglary	70	44	12	23	81	9	7	16	42	2
Larceny Theft	81	34	11	13	35	7	3	8	18	1
Grand Theft Auto	9	6	2	1	5	1	4	1	2	1
Arson	1	-	-	-	1	-	-	-	2	-
Sub-Total	182	87	28	43	124	19	19	37	81	5
ALL OTHER OFFENSES										
Checks (Worthless)	-	3	-	-	-	-	-	-	-	-
Forgery	-	2	-	-	1	-	-	-	-	-
Sex Felonies	2	-	-	-	-	-	1	-	-	-
Sex Misdemeanors	3	2	-	-	5	-	-	-	-	-
Assaults, Non-Aggravated	7	-	-	3	6	5	1	4	2	1
Weapon Laws	6	2	1	-	-	3	-	-	2	-
Defrauding, Misdemeanor	1	2	-	-	-	-	-	-	1	-
Offenses Against Family	-	-	-	-	-	-	-	-	-	-
Narcotics	17	4	4	4	10	8	7	6	10	-
Liquor Laws	3	2	-	-	3	1	-	2	2	-
Drunk	12	3	1	1	1	-	1	3	10	1
Disorderly Conduct	10	1	-	2	6	-	2	4	1	-
Loitering	-	-	-	2	-	-	-	-	-	-
Gambling	-	-	-	-	-	-	-	-	-	-
Drunk Driving	5	2	1	-	1	1	-	-	2	-
Vehicle Laws	6	4	1	2	3	-	1	1	-	-
Malicious Mischief	25	4	4	6	20	3	2	8	8	1
Warrants	-	-	-	-	-	-	-	-	-	-
Receiving Stolen Property	1	-	-	-	-	-	-	-	-	-
Federal Offenses W/O Money	-	-	1	-	1	-	-	-	-	-
Federal Offenses With Money	1	-	-	-	1	-	-	-	-	-
Felonies, Miscellaneous	3	2	-	-	-	-	2	-	-	-
Misdemeanors, Miscellaneous	4	2	1	1	1	1	4	3	1	-
Sub-Total	106	35	14	21	59	22	21	31	39	3
NON-CRIMINAL										
Persons Missing	4	2	1	2	4	-	1	1	3	-
Juvenile, Non-Criminal	1	-	-	-	-	-	-	-	-	-
Commitments	-	-	-	-	-	-	-	-	-	-
Miscellaneous, Non-Criminal	18	10	7	7	21	3	6	3	9	1
Suicide and Attempt	-	-	-	1	2	-	-	2	-	-
Mentally Ill	-	-	-	-	2	-	1	1	-	-
Accidents, Traffic	-	-	-	-	-	-	-	-	-	-
Accidents, Miscellaneous	1	-	-	-	-	-	-	-	-	-
Persons Dead	-	-	-	1	3	1	1	-	1	-
Sub-Total	24	12	8	11	32	4	9	7	13	1

MALIBU STATION
OFFENSES BY REPORTING DISTRICT

	Unincorporated									
	1041	1042	1043	1044	1045	1046	1047	1048	1050	1051
PART I CRIME OFFENSES										
Criminal Homicide	-	-	1	-	-	-	-	-	-	-
Forcible Rape	2	1	-	-	4	3	2	-	1	-
Robbery	-	-	-	2	3	2	1	-	-	2
Aggravated Assault	2	-	2	4	15	8	8	-	2	1
Burglary	5	7	24	35	52	7	24	14	12	13
Larceny Theft	42	6	23	66	76	52	52	8	13	8
Grand Theft Auto	1	1	6	7	8	9	14	4	1	3
Arson	1	1	-	3	1	-	-	2	-	-
Sub-Total	53	16	56	117	159	81	101	28	29	27
ALL OTHER OFFENSES										
Checks (Worthless)	-	-	-	-	-	-	-	-	-	3
Forgery	-	-	1	1	3	1	1	-	-	1
Sex Felonies	-	-	1	-	-	-	-	-	-	-
Sex Misdemeanors	1	2	2	2	7	154	5	-	-	1
Assaults, Non-Aggravated	1	3	3	10	10	9	2	2	-	1
Weapon Laws	1	2	1	4	6	15	5	-	1	1
Defrauding, Misdemeanor	-	-	-	-	1	2	-	-	-	-
Offenses Against Family	-	-	1	1	-	-	-	-	-	-
Narcotics	10	31	12	19	29	113	17	-	4	3
Liquor Laws	13	96	-	1	13	814	56	-	-	-
Drunk	3	8	18	13	35	20	10	1	-	5
Disorderly Conduct	2	4	2	8	8	11	2	-	3	1
Loitering	-	-	-	-	-	6	3	-	-	-
Gambling	-	-	-	-	1	-	-	-	-	-
Drunk Driving	1	-	2	7	15	5	12	-	-	7
Vehicle Laws	-	1	1	4	3	8	4	1	2	3
Malicious Mischief	12	6	4	19	12	9	6	3	2	5
Warrants	-	-	-	-	-	-	-	-	-	-
Receiving Stolen Property	-	-	-	1	-	2	1	-	-	-
Federal Offenses W/O Money	-	-	1	-	-	-	-	-	-	-
Federal Offenses With Money	-	1	-	1	1	1	1	-	1	-
Felonies, Miscellaneous	-	-	1	2	-	2	1	2	-	1
Misdemeanors, Miscellaneous	-	8	2	6	20	24	4	-	3	1
Sub-Total	44	162	52	99	164	1196	130	9	16	33
NON-CRIMINAL										
Persons Missing	1	-	3	1	5	2	2	-	-	20
Juvenile, Non-Criminal	-	1	-	-	-	-	-	-	-	-
Commitments	-	-	-	-	-	-	-	-	-	-
Miscellaneous, Non-Criminal	6	4	5	13	24	18	21	1	6	7
Suicide and Attempt	-	-	3	1	-	-	-	-	1	1
Mentally Ill	-	-	1	-	3	1	1	1	-	-
Accidents, Traffic	-	-	-	-	-	-	-	-	-	-
Accidents, Miscellaneous	-	1	-	-	-	2	-	-	-	-
Persons Dead	-	3	1	1	3	-	1	-	-	-
Sub-Total	7	9	13	16	35	23	25	2	7	28

MALIBU STATION
OFFENSES BY REPORTING DISTRICT

Unincorporated

	1052	1053	1054	1055	1056	1057	1058	1059	1071	1072
PART I CRIME OFFENSES										
Criminal Homicide	-	-	-	-	-	-	-	1	-	-
Forcible Rape	1	-	-	-	-	3	-	-	1	-
Robbery	-	6	-	-	-	1	-	-	-	-
Aggravated Assault	1	1	-	-	1	8	5	-	-	-
Burglary	10	52	20	11	9	5	4	3	4	-
Larceny Theft	13	60	1	2	5	3	-	4	2	3
Grand Theft Auto	1	7	1	-	1	1	2	-	1	-
Arson	-	-	-	-	-	1	-	-	-	1
Sub-Total	26	126	22	13	16	22	11	8	8	4
ALL OTHER OFFENSES										
Checks (Worthless)	-	-	-	-	-	-	-	-	-	-
Forgery	-	-	-	-	-	-	-	1	-	-
Sex Felonies	-	-	-	-	-	-	-	-	-	-
Sex Misdemeanors	-	-	-	-	-	-	-	-	-	-
Assaults, Non-Aggravated	-	4	6	-	1	-	1	-	1	1
Weapon Laws	-	4	2	-	-	1	-	-	1	-
Defrauding, Misdemeanor	-	-	-	-	-	-	-	-	-	-
Offenses Against Family	-	-	-	-	-	-	-	-	-	-
Narcotics	4	5	10	2	2	1	-	-	5	2
Liquor Laws	5	4	1	-	1	-	-	-	-	-
Drunk	-	6	1	-	1	-	-	-	-	-
Disorderly Conduct	-	3	1	-	1	-	-	-	-	-
Loitering	-	-	-	-	-	-	-	-	-	-
Gambling	-	-	-	-	-	-	-	-	-	-
Drunk Driving	1	3	1	-	-	-	-	-	-	-
Vehicle Laws	2	4	-	-	-	1	1	-	1	-
Malicious Mischief	3	23	2	-	2	1	1	2	3	1
Warrants	-	-	-	-	-	-	-	-	-	-
Receiving Stolen Property	-	-	-	-	-	-	-	-	-	-
Federal Offenses W/O Money	-	-	-	-	-	-	-	-	1	-
Federal Offenses With Money	-	-	-	-	-	-	-	-	-	-
Felonies, Miscellaneous	-	1	-	-	-	-	-	-	-	-
Misdemeanors, Miscellaneous	2	6	-	1	-	-	-	1	-	1
Sub-Total	17	63	24	3	8	4	3	4	12	5
NON-CRIMINAL										
Persons Missing	6	13	2	-	-	1	1	-	5	2
Juvenile, Non-Criminal	-	-	-	-	-	-	-	-	-	-
Commitments	-	-	-	-	-	-	-	-	-	-
Miscellaneous, Non-Criminal	4	24	3	-	-	8	2	3	1	1
Suicide and Attempt	-	1	1	-	-	-	-	-	-	-
Mentally Ill	1	1	-	-	1	-	-	-	-	-
Accidents, Traffic	-	-	-	-	-	-	-	-	-	-
Accidents, Miscellaneous	-	-	-	-	-	-	-	1	-	-
Persons Dead	-	2	-	-	-	-	-	-	-	-
Sub-Total	11	41	6	-	1	9	3	4	6	3

MALIBU STATION
OFFENSES BY REPORTING DISTRICTS

Unincorporated

	1073	1074	1075	1076	1077
PART I CRIME OFFENSES					
Criminal Homicide	-	-	-	-	-
Forcible Rape	-	-	-	1	-
Robbery	-	-	-	-	-
Aggravated Assault	-	2	-	-	-
Burglary	6	13	1	2	5
Larceny Theft	6	6	2	7	10
Grand Theft Auto	-	1	-	2	2
Arson	-	-	-	-	1
Sub-Total	12	22	3	12	18
ALL OTHER OFFENSES					
Checks (Worthless)	-	-	-	-	-
Forgery	-	-	-	-	-
Sex Felonies	-	-	-	-	-
Sex Misdemeanors	-	-	-	2	-
Assaults, Non-Aggravated	-	4	1	1	1
Weapon Laws	-	-	-	1	1
Defrauding, Misdemeanor	-	-	-	-	-
Offenses Against Family	-	1	-	-	-
Narcotics	1	1	-	2	5
Liquor Laws	-	-	-	2	2
Drunk	-	2	2	1	1
Disorderly Conduct	-	2	-	-	-
Loitering	-	-	-	-	-
Gambling	-	-	-	-	-
Drunk Driving	-	-	2	2	1
Vehicle Laws	-	1	-	1	1
Malicious Mischief	-	5	-	1	1
Warrants	-	-	-	-	-
Receiving Stolen Property	-	-	-	-	-
Federal Offenses W/O Money	-	-	-	-	-
Federal Offenses With Money	-	-	-	-	-
Felonies, Miscellaneous	-	-	-	-	-
Misdemeanors, Miscellaneous	1	1	-	-	-
Sub-Total	2	17	5	13	13
NON-CRIMINAL					
Persons Missing	12	3	1	4	-
Juvenile, Non-Criminal	1	-	-	-	-
Commitments	-	-	-	-	-
Miscellaneous, Non-Criminal	5	7	8	3	3
Suicide and Attempt	-	-	-	1	-
Mentally Ill	-	-	-	-	-
Accidents, Traffic	-	-	-	-	-
Accidents, Miscellaneous	-	-	1	-	-
Persons Dead	-	1	2	1	-
Sub-Total	18	11	12	9	3

MALIBU STATION

PART I OFFENSES CLEARED

ACTUAL KNOWN OFFENSES	STATION TOTAL	UNINCORPORATED	HIDDEN HILLS
TOTAL PART I OFFENSES	2,988	2,950	38
Number Cleared	294	288	6
Percent Cleared	9.8	9.8	15.8
CRIMINAL HOMICIDE	6	6	-
Number Cleared	3	3	-
Percent Cleared	50.0	50.0	-
FORCIBLE RAPE	32	32	-
Number Cleared	9	8	1
Percent Cleared	28.1	25.0	-
ROBBERY	52	52	-
Number Cleared	18	18	-
Percent Cleared	34.6	34.6	-
AGGRAVATED ASSAULT	190	189	1
Number Cleared	129	129	-
Percent Cleared	67.9	68.3	-
BURGLARY	1,129	1,107	22
Number Cleared	68	66	2
Percent Cleared	6.0	6.0	9.1
LARCENY THEFT	1,338	1,327	11
Number Cleared	48	45	3
Percent Cleared	3.6	3.4	27.3
GRAND THEFT AUTO	214	212	2
Number Cleared	19	19	-
Percent Cleared	8.9	9.0	-

STOLEN AND RECOVERED PROPERTY

	AMOUNT STOLEN	AMOUNT RECOVERED	PERCENT
TOTAL	$5,636,147	$ 405,758	7.2
Robbery	91,438	33,407	36.5
Burglary	3,537,376	112,565	3.2
Larceny Theft	1,008,757	54,344	5.4
Auto Theft	998,135	205,427	20.6
Rape	441	15	3.4

MALIBU STATION

TRAFFIC ACCIDENT AND ENFORCEMENT SUMMARY

	TRAFFIC ACCIDENTS 1981-82	1980-81
STATION TOTAL		
Total	6	8
Fatality	-	-
Injury	1	1
Non-Injury	5	7
HIDDEN HILLS		
Total	6	8
Fatality	-	-
Injury	1	1
Non-Injury	5	7

Preceding page blank

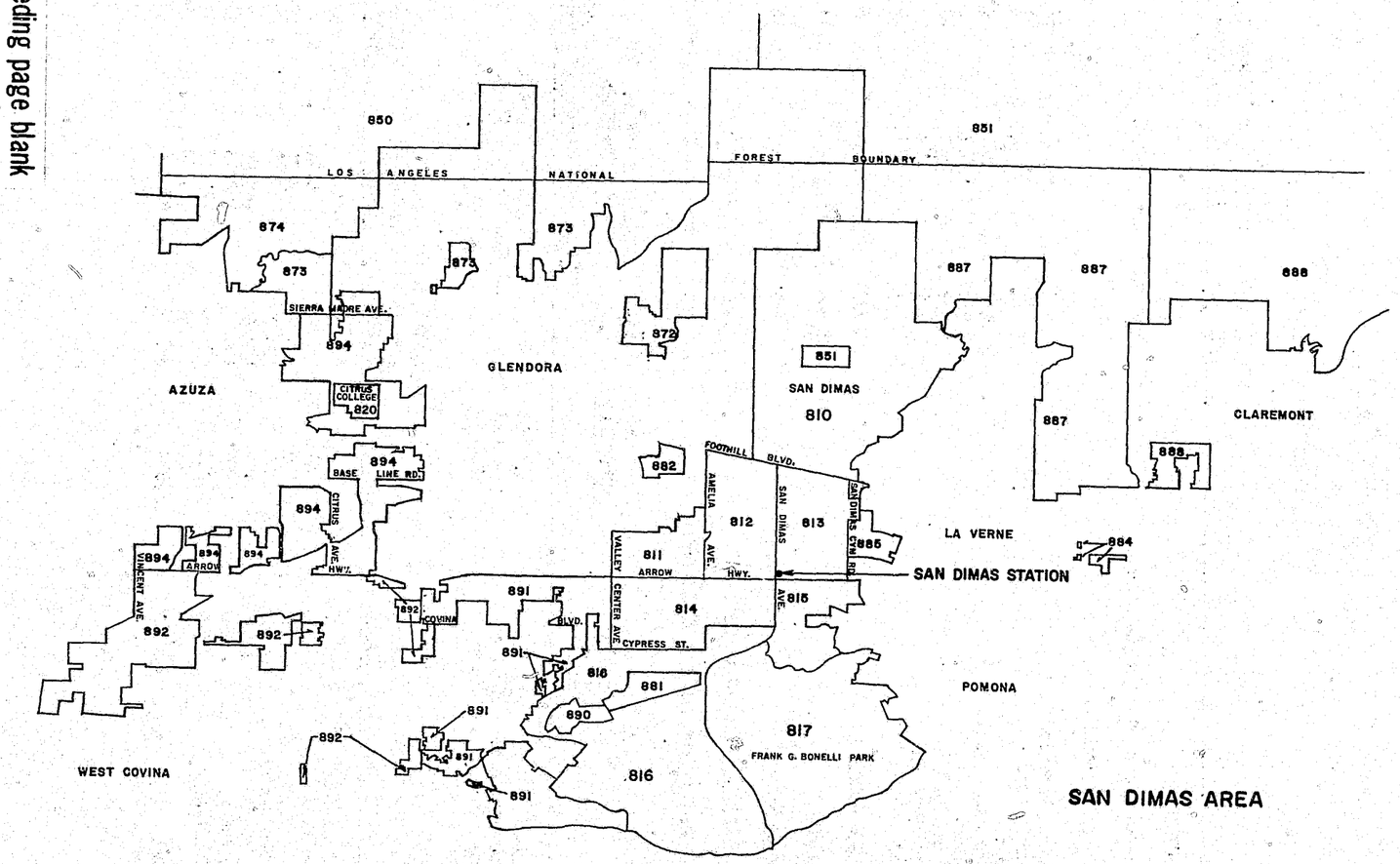

SAN DIMAS STATION

SYNOPSIS

	FISCAL YEAR 1981-82	FISCAL YEAR 1980-81	PERCENT CHANGE
PART I OFFENSES			
Crime Rate per 10,000 Population	397.78	436.04	- 9
NUMBER OF CASES HANDLED			
Criminal Homicide	2	6	- 67
Forcible Rape	25	44	- 43
Robbery	57	70	- 19
Aggravated Assault	293	269	+ 9
Burglary	1,323	1,417	- 7
Larceny Theft	1,392	1,584	- 12
Grand Theft Auto	209	228	- 8
Arson	37	41	- 10
TOTAL CASES HANDLED	6,720	7,336	- 8
ADULT ARRESTS	1,527	1,724	- 11
JUVENILE ARRESTS	542	645	- 16
CASE ASSIGNMENTS TO ADULT DETECTIVES	4,380	4,434	- 1
CASE ASSIGNMENTS TO JUVENILE DETECTIVES	899	1,305	- 31

	AREA IN SQUARE MILES	POPULATION 1981-82	CRIME RATE PER 10,000 PART I OFFENSES 1981-82	1980-81	PERCENT CHANGE
Total Area	219.57	83,915	397.78	436.04	- 9
Unincorporated Area	204.21	60,028	332.68	375.66	- 11
San Dimas	15.36	23,887	561.39	587.77	- 4

	1981-82 CASES	1980-81 CASES	1981-82 RATE PER 10,000	1980-81 RATE PER 10,000	PERCENT CHANGE
Criminal Homicide	2	6	.24	.72	- 67
Forcible Rape	25	44	2.98	5.24	- 43
Robbery	57	70	6.79	8.34	- 19
Aggravated Assault	293	269	34.92	32.06	+ 9
Burglary	1,323	1,417	157.66	168.86	- 7
Larceny Theft	1,392	1,584	165.88	188.76	- 12
Grand Theft Auto	209	228	24.91	27.17	- 8
Arson	37	41	4.41	4.89	- 10
Total	3,338	3,659	397.78	436.04	- 9

SAN DIMAS STATION

MOST FREQUENT CASES HANDLED

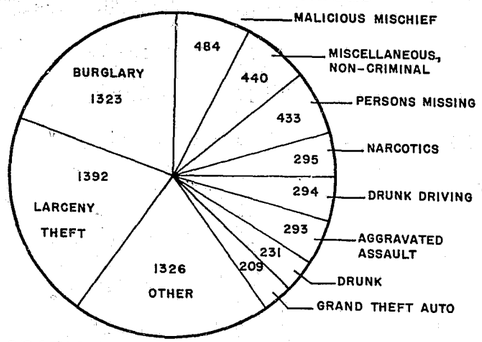

CASES HANDLED BY LOCATION

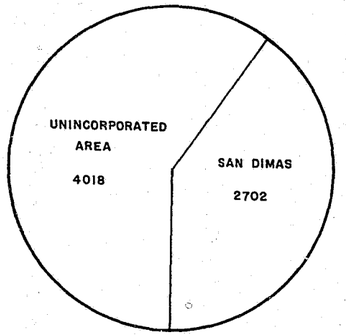

MOST FREQUENT ARRESTS

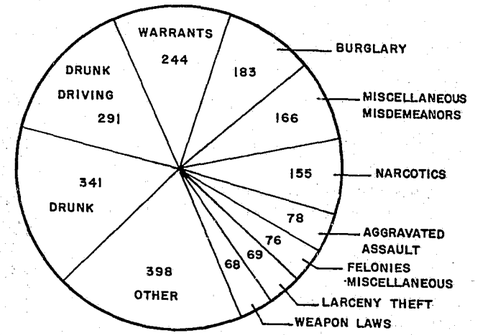

CRIME RATE

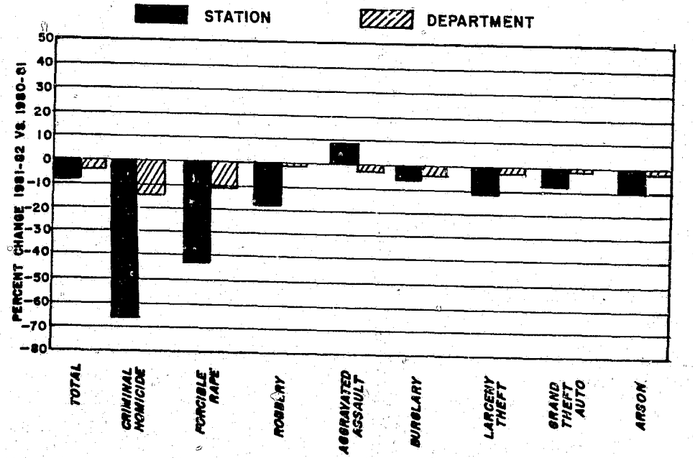

SAN DIMAS STATION

	CASES AND ARRESTS			CASE ASSIGNMENTS	
	CASES HANDLED	ADULTS ARRESTED	JUVENILES ARRESTED	ADULT DETECTIVES	JUVENILE DETECTIVES
FISCAL YEAR 1981-82	6,720	1,527	542	4,380	899
FISCAL YEAR 1980-81	7,336	1,724	645	4,634	1,305
FISCAL YEAR 1979-80	7,439	2,089	629	4,482	1,445
% CHANGE LAST TWO YEARS	- 8	-11	-16	- 5	-31
PART I CRIME OFFENSES					
Criminal Homicide	2	-	-	-	-
Forcible Rape	25	5	3	22	3
Robbery	57	21	1	55	3
Aggravated Assault	293	59	19	253	32
Burglary	1,323	105	78	1,305	21
Larceny Theft	1,392	28	41	1,242	161
Grand Theft Auto	209	11	18	217	4
Arson	37	3	-	-	-
Sub-Total	3,338	232	160	3,094	224
ALL OTHER OFFENSES					
Checks (Worthless)	24	2	-	24	-
Forgery	12	1	-	4	-
Sex Felonies	22	3	1	12	5
Sex Misdemeanors	47	5	11	29	17
Assaults, Non-Aggravated	200	37	22	163	33
Weapon Laws	74	53	15	36	18
Defrauding, Misdemeanor	8	-	-	7	1
Offenses Against Family	5	-	-	1	4
Narcotics	295	114	41	5	34
Liquor Laws	82	31	35	8	20
Drunk	231	294	47	9	27
Disorderly Conduct	173	4	4	129	19
Loitering	3	-	-	-	3
Gambling	-	-	-	-	-
Drunk Driving	294	287	4	1	3
Vehicle Laws	99	44	18	24	12
Malicious Mischief	484	6	26	425	42
Warrants	-	238	6	-	-
Receiving Stolen Property	6	5	7	9	-
Federal Offenses W/O Money	6	1	-	6	-
Federal Offenses With Money	13	-	-	13	-
Felonies, Miscellaneous	45	63	13	41	2
Misdemeanors, Miscellaneous	82	107	59	26	16
Sub-Total	2,205	1,295	309	972	256
NON-CRIMINAL					
Persons Missing	433	-	7	54	353
Juvenile, Non-Criminal	17	-	66	1	16
Commitments	-	-	-	-	-
Miscellaneous, Non-Criminal	440	-	-	234	46
Suicide and Attempt	30	-	-	17	2
Mentally Ill	18	-	-	2	-
Accidents, Traffic	179	-	-	-	-
Accidents, Miscellaneous	26	-	-	6	2
Persons Dead	34	-	-	-	-
Sub-Total	1,177	-	73	314	419

SAN DIMAS STATION

	San Dimas-Unincorporated			City of San Dimas		
	CASES HANDLED	ADULTS ARRESTED	JUVENILES ARRESTED	CASES HANDLED	ADULTS ARRESTED	JUVENILES ARRESTED
FISCAL YEAR 1981-82	4,018	1,083	307	2,702	444	235
FISCAL YEAR 1980-81	4,479	1,124	382	2,857	600	263
FISCAL YEAR 1979-80	4,736	1,311	387	2,703	778	242
% CHANGE LAST TWO YEARS	-10	- 4	-20	- 5	-26	-11
PART I CRIME OFFENSES						
Criminal Homicide	1	-	-	1	-	-
Forcible Rape	18	5	2	7	-	1
Robbery	36	12	1	21	9	-
Aggravated Assault	190	45	12	103	14	7
Burglary	753	67	42	570	38	36
Larceny Theft	853	15	17	539	13	24
Grand Theft Auto	123	11	12	86	-	6
Arson	23	3	-	14	-	-
Sub-Total	1,997	158	86	1,341	74	74
ALL OTHER OFFENSES						
Checks (Worthless)	9	1	-	15	1	-
Forgery	5	1	-	7	-	-
Sex Felonies	17	2	1	5	1	-
Sex Misdemeanors	23	4	3	24	1	8
Assaults, Non-Aggravated	121	24	7	79	13	15
Weapon Laws	53	42	14	21	11	1
Defrauding, Misdemeanor	5	-	-	3	-	-
Offenses Against Family	5	-	-	-	-	-
Narcotics	211	92	20	84	22	21
Liquor Laws	50	18	19	32	13	16
Drunk	155	203	35	76	91	12
Disorderly Conduct	106	3	3	67	1	1
Loitering	3	-	-	-	-	-
Gambling	-	-	-	-	-	-
Drunk Driving	255	217	1	69	70	3
Vehicle Laws	67	33	10	32	11	8
Malicious Mischief	251	2	10	233	4	16
Warrants	-	155	4	-	83	2
Receiving Stolen Property	2	4	6	4	1	1
Federal Offenses W/O Money	5	1	-	1	-	-
Federal Offenses With Money	8	-	-	5	-	-
Felonies, Miscellaneous	21	47	5	24	16	8
Misdemeanors, Miscellaneous	51	76	36	31	31	23
Sub-Total	1,393	925	174	812	370	135
NON-CRIMINAL						
Persons Missing	285	-	-	148	-	7
Juvenile, Non-Criminal	10	-	47	7	-	19
Commitments	-	-	-	-	-	-
Miscellaneous, Non-Criminal	277	-	-	163	-	-
Suicide and Attempt	19	-	-	11	-	-
Mentally Ill	7	-	-	11	-	-
Accidents, Traffic	-	-	-	179	-	-
Accidents, Miscellaneous	8	-	-	18	-	-
Persons Dead	22	-	-	12	-	-
Sub-Total	628	-	47	549	-	26

SAN DIMAS STATION
OFFENSES BY REPORTING DISTRICT

San Dimas

	0810	0811	0812	0813	0814	0815	0816	0817
PART I CRIME OFFENSES								
Criminal Homicide	-	-	1	-	-	-	-	-
Forcible Rape	-	-	1	1	1	1	2	1
Robbery	-	3	1	9	2	3	3	-
Aggravated Assault	4	3	17	34	17	12	14	2
Burglary	33	38	123	90	118	57	99	12
Larceny Theft	24	45	115	110	102	56	50	37
Grand Theft Auto	4	5	14	21	18	13	7	4
Arson	-	-	2	2	4	1	5	-
Sub-Total	65	94	274	267	262	143	180	56
ALL OTHER OFFENSES								
Checks (Worthless)	-	-	2	3	1	6	3	-
Forgery	1	-	2	-	1	2	1	-
Sex Felonies	1	-	1	1	1	-	-	1
Sex Misdemeanors	-	2	6	4	7	1	4	-
Assaults, Non-Aggravated	3	3	14	12	30	9	5	3
Weapons Laws	2	-	2	5	6	2	2	2
Defrauding, Misdemeanors	-	-	-	2	1	-	-	-
Offenses Against Family	-	-	-	-	-	-	-	-
Narcotics	16	6	12	15	17	6	11	1
Liquor Laws	7	-	2	9	3	2	3	6
Drunk	11	7	13	25	12	4	4	-
Disorderly Conduct	5	3	13	16	14	7	8	1
Loitering	-	-	-	-	-	-	-	-
Gambling	-	-	-	-	-	-	-	-
Drunk Driving	4	4	9	15	23	10	3	1
Vehicle Laws	2	1	3	9	8	2	4	3
Malicious Mischief	15	11	46	48	42	37	27	7
Warrants	-	-	-	-	-	-	-	-
Receiving Stolen Property	2	1	-	-	-	-	-	1
Federal Offenses W/O Money	-	-	-	1	-	-	-	-
Federal Offenses With Money	-	1	-	1	2	1	-	-
Felonies, Miscellaneous	3	-	2	3	12	1	2	1
Misdemeanors, Miscellaneous	6	2	5	1	3	1	9	4
Sub-Total	78	41	132	170	183	91	86	31
NON-CRIMINAL								
Persons Missing	8	3	14	14	14	11	83	1
Juvenile, Non-Criminal	-	-	-	5	-	-	2	-
Commitments	-	-	-	-	-	-	-	-
Miscellaneous, Non-Criminal	9	8	23	36	39	21	20	7
Suicide and Attempt	2	1	1	-	1	1	4	1
Mentally Ill	1	-	3	2	4	-	1	-
Accidents, Traffic	14	9	28	36	42	17	15	18
Accidents, Miscellaneous	1	2	-	3	5	3	2	2
Persons Dead	-	-	2	-	6	-	1	3
Sub-Total	35	23	71	96	111	53	128	32

SAN DIMAS STATION
OFFENSES BY REPORTING DISTRICT

Unincorporated

	0820	0850	0851	0872	0873	0874	0881	0882	0883	0884
PART I CRIME OFFENSES										
Criminal Homicide	-	1	-	-	-	-	-	-	-	-
Forcible Rape	-	3	1	-	-	-	-	-	-	-
Robbery	1	2	-	1	-	2	-	-	-	-
Aggravated Assault	7	29	7	-	-	9	-	2	-	-
Burglary	7	23	11	1	5	-	-	6	1	6
Larceny Theft	29	69	18	1	1	3	-	9	-	6
Grand Theft Auto	7	6	7	1	-	-	-	-	-	2
Arson	-	4	2	-	-	-	-	-	-	-
Sub-Total	51	137	46	4	6	14	-	17	1	14
ALL OTHER OFFENSES										
Checks (Worthless)	-	-	-	-	-	5	-	-	-	-
Forgery	-	-	-	-	-	-	-	-	-	-
Sex Felonies	1	-	-	-	-	-	-	1	1	1
Sex Misdemeanors	-	-	-	-	-	-	-	-	-	-
Assaults, Non-Aggravated	1	7	2	-	1	1	-	1	-	-
Weapon Laws	2	17	4	-	-	2	-	2	-	-
Defrauding, Misdemeanor	-	-	-	-	-	-	-	-	-	-
Offenses Against Family	-	-	-	-	-	-	-	-	-	-
Narcotics	4	41	7	5	5	1	1	2	-	-
Liquor Laws	4	8	2	1	1	1	-	-	-	-
Drunk	3	15	1	-	4	1	-	1	-	1
Disorderly Conduct	-	-	-	-	1	-	-	3	-	1
Loitering	-	-	2	-	-	-	-	-	-	-
Gambling	-	-	-	-	-	-	-	-	-	-
Drunk Driving	9	17	4	-	5	-	-	1	-	-
Vehicle Laws	2	9	5	-	-	-	-	-	-	-
Malicious Mischief	6	16	3	1	1	1	-	6	1	-
Warrants	-	-	-	-	-	-	-	-	-	-
Receiving Stolen Property	-	-	1	-	-	-	-	-	-	-
Federal Offenses W/O Money	-	-	1	1	-	-	-	-	-	-
Federal Offenses With Money	-	-	-	1	-	-	-	-	-	-
Felonies, Miscellaneous	1	2	-	-	-	-	-	1	-	-
Misdemeanors, Miscellaneous	5	10	3	1	-	-	-	-	-	-
Sub-Total	38	142	35	10	18	12	1	18	2	3
NON-CRIMINAL										
Persons Missing	-	-	-	-	-	-	-	2	-	-
Juvenile, Non-Criminal	-	1	-	-	-	-	-	-	-	1
Commitments	-	-	-	-	-	-	-	-	-	-
Miscellaneous, Non-Criminal	11	42	24	1	1	2	-	2	1	3
Suicide and Attempt	-	3	2	-	1	-	-	-	-	-
Mentally Ill	-	-	-	-	-	-	-	-	-	-
Accidents, Traffic	-	-	-	-	-	-	-	-	-	-
Accidents, Miscellaneous	2	1	2	-	-	-	-	-	-	-
Persons Dead	-	4	2	-	-	1	-	1	-	-
Sub-Total	13	51	30	1	2	3	-	5	1	4

SAN DIMAS STATION
OFFENSES BY REPORTING DISTRICT

	Unincorporated							
	0885	0887	0888	0890	0891	0892	0893	0894
PART I CRIME OFFENSES								
Criminal Homicide	-	-	-	-	-	-	-	-
Forcible Rape	-	1	-	-	3	5	-	5
Robbery	-	-	1	-	5	10	-	14
Aggravated Assault	-	4	-	-	24	39	-	69
Burglary	8	20	13	-	157	219	4	272
Larceny Theft	10	8	12	5	211	180	11	280
Grand Theft Auto	2	4	-	-	21	33	1	39
Arson	-	-	-	-	3	5	-	9
Sub-Total	20	37	26	5	424	491	16	688
ALL OTHER OFFENSES								
Checks (Worthless)	-	-	-	-	4	-	-	-
Forgery	-	-	-	-	1	2	-	2
Sex Felonies	-	-	-	-	1	5	-	7
Sex Misdemeanors	-	-	-	1	9	8	-	5
Assaults, Non-Aggravated	3	6	3	-	19	31	-	46
Weapon Laws	-	-	2	-	3	7	-	14
Defrauding, Misdemeanor	-	-	-	-	3	1	-	1
Offenses Against Family	-	-	-	-	-	2	-	3
Narcotics	-	4	2	1	29	29	2	78
Liquor Laws	-	-	-	-	8	10	-	15
Drunk	1	2	2	-	17	39	1	67
Disorderly Conduct	-	1	1	-	17	32	1	49
Loitering	-	-	-	-	-	-	-	1
Gambling	-	-	-	-	-	-	-	-
Drunk Driving	-	-	1	-	48	39	2	99
Vehicle Laws	-	-	-	1	14	11	1	24
Malicious Mischief	1	7	3	-	55	64	-	86
Warrants	-	-	-	-	-	-	-	-
Receiving Stolen Property	-	-	-	-	1	-	-	-
Federal Offenses W/O Money	-	-	-	-	2	-	-	1
Federal Offenses With Money	-	-	1	-	-	2	-	4
Felonies, Miscellaneous	-	-	-	-	5	6	-	6
Misdemeanors, Miscellaneous	-	-	1	-	8	6	1	16
Sub-Total	5	20	16	3	244	294	8	524
NON-CRIMINAL								
Persons Missing	3	129	-	-	46	44	-	61
Juvenile, Non-Criminal	-	-	-	-	1	6	-	1
Commitments	-	-	-	-	-	-	-	-
Miscellaneous, Non-Criminal	8	6	5	2	39	53	1	76
Suicide and Attempt	-	1	1	-	1	4	-	6
Mentally Ill	-	-	-	-	1	2	-	4
Accidents, Traffic	-	-	-	-	-	-	-	-
Accidents, Miscellaneous	-	-	-	-	2	-	-	1
Persons Dead	-	1	-	-	3	4	1	5
Sub-Total	11	137	6	2	93	113	2	154

SAN DIMAS STATION

PART I OFFENSES CLEARED

ACTUAL KNOWN OFFENSES	STATION TOTAL	UNINCORPORATED	SAN DIMAS
TOTAL PART I OFFENSES	3,337	1,996	1,341
Number Cleared	451	278	173
Percent Cleared	13.5	13.9	12.9
CRIMINAL HOMICIDE	2	1	1
Number Cleared	1	1	-
Percent Cleared	50.0	100.0	-
FORCIBLE RAPE	25	18	7
Number Cleared	16	13	3
Percent Cleared	64.0	72.2	42.9
ROBBERY	57	36	21
Number Cleared	13	12	1
Percent Cleared	22.8	33.3	4.8
AGGRAVATED ASSAULT	293	190	103
Number Cleared	177	106	71
Percent Cleared	60.4	55.8	68.9
BURGLARY	1,323	753	570
Number Cleared	148	88	60
Percent Cleared	11.2	11.7	10.5
LARCENY THEFT	1,391	852	539
Number Cleared	83	49	34
Percent Cleared	6.0	5.8	6.3
GRAND THEFT AUTO	209	123	86
Number Cleared	13	9	4
Percent Cleared	6.2	7.3	4.7

STOLEN AND RECOVERED PROPERTY

	AMOUNT STOLEN	AMOUNT RECOVERED	PERCENT
TOTAL	$2,795,520	$ 260,313	9.3
Robbery	58,479	24,724	42.3
Burglary	1,767,026	111,810	6.3
Larceny Theft	526,999	12,409	2.4
Auto Theft	440,668	111,370	25.3
Rape	2,348	-	-

SAN DIMAS STATION

TRAFFIC ACCIDENT AND ENFORCEMENT SUMMARY

	TRAFFIC ACCIDENTS 1981-82	1980-81
STATION TOTAL		
Total	179	167
Fatality	2	1
Injury	103	77
Non-Injury	74	89
SAN DIMAS		
Total	179	167
Fatality	2	1
Injury	103	77
Non-Injury	74	89

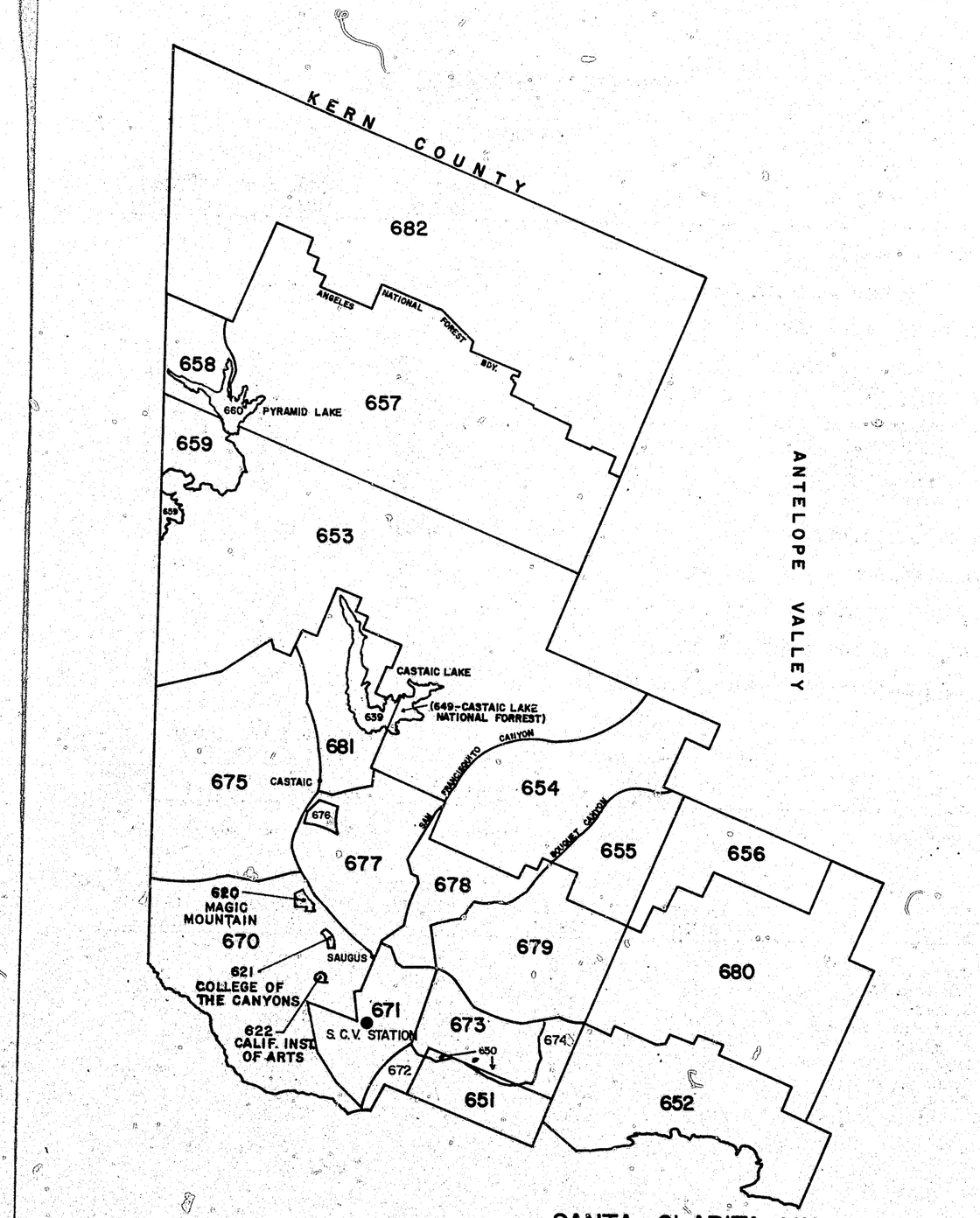

SANTA CLARITA VALLEY AREA

SANTA CLARITA VALLEY STATION

SYNOPSIS

	FISCAL YEAR 1981-82	FISCAL YEAR 1980-81	PERCENT CHANGE
PART I OFFENSES			
Crime Rate per 10,000 Population	467.52	480.75	- 3
NUMBER OF CASES HANDLED			
Criminal Homicide	8	9	- 11
Forcible Rape	28	52	- 46
Robbery	78	117	- 33
Aggravated Assault	370	359	+ 3
Burglary	1,156	1,214	- 5
Larceny Theft	1,654	1,668	- 1
Grand Theft Auto	360	346	+ 4
Arson	56	50	+ 12
TOTAL CASES HANDLED	8,529	9,369	- 9
ADULT ARRESTS	2,301	2,583	- 11
JUVENILE ARRESTS	773	826	- 6
CASE ASSIGNMENTS TO ADULT DETECTIVES	6,615	7,570	- 13
CASE ASSIGNMENTS TO JUVENILE DETECTIVES	147	206	- 29

	AREA IN SQUARE MILES	POPULATION 1981-82	CRIME RATE PER 10,000 PART I OFFENSES 1981-82	1980-81	PERCENT CHANGE
Total Area	725.67	79,355	467.52	480.75	- 3

	1981-82 CASES	1980-81 CASES	1981-82 RATE PER 10,000	1980-81 RATE PER 10,000	PERCENT CHANGE
Criminal Homicide	8	9	1.01	1.13	- 11
Forcible Rape	28	52	3.53	6.55	- 46
Robbery	78	117	9.83	14.74	- 33
Aggravated Assault	370	359	46.63	45.24	+ 3
Burglary	1,156	1,214	145.67	152.98	- 5
Larceny Theft	1,654	1,668	208.43	210.19	- 1
Grand Theft Auto	360	346	45.37	43.60	+ 4
Arson	56	50	7.06	6.30	+ 12
Total	3,710	3,815	467.52	480.75	- 3

SANTA CLARITA VALLEY STATION

MOST FREQUENT CASES HANDLED

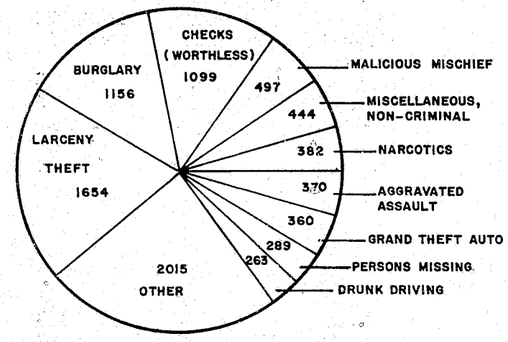

MOST FREQUENT ARRESTS

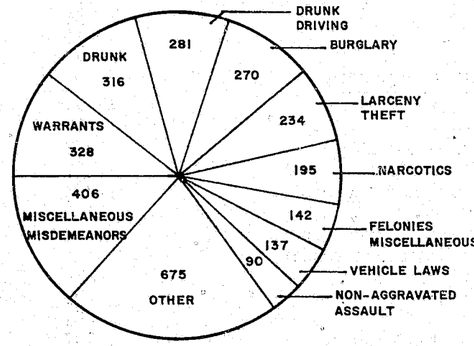

CRIME RATE

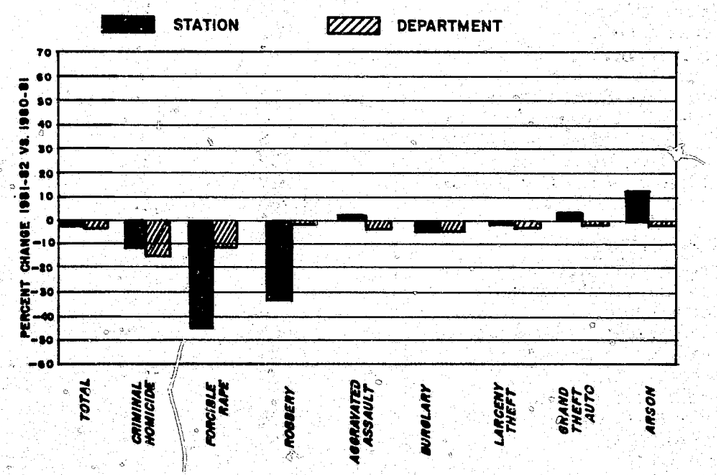

SANTA CLARITA VALLEY STATION

	CASES AND ARRESTS			CASE ASSIGNMENTS	
	CASES HANDLED	ADULTS ARRESTED	JUVENILES ARRESTED	ADULT DETECTIVES	JUVENILE DETECTIVES
FISCAL YEAR 1981-82	8,529	2,301	773	6,615	147
FISCAL YEAR 1980-81	9,369	2,583	826	7,570	206
FISCAL YEAR 1979-80	8,035	1,576	859	6,557	372
% CHANGE LAST TWO YEARS	- 9	- 11	- 6	- 13	- 29
PART I CRIME OFFENSES					
Criminal Homicide	8	6	-	-	-
Forcible Rape	28	8	2	27	-
Robbery	78	28	7	84	-
Aggravated Assault	370	69	16	350	2
Burglary	1,156	131	139	1,155	5
Larceny Theft	1,654	141	93	1,559	92
Grand Theft Auto	360	42	36	388	-
Arson	56	5	2	6	-
Sub-Total	3,710	430	295	3,569	99
ALL OTHER OFFENSES					
Checks (Worthless)	1,099	3	-	1,093	-
Forgery	33	8	2	10	-
Sex Felonies	22	11	1	20	-
Sex Misdemeanors	50	15	6	40	-
Assaults, Non-Aggravated	258	74	16	250	-
Weapon Laws	165	59	15	75	1
Defrauding, Misdemeanor	32	5	-	18	-
Offenses Against Family	5	3	-	5	-
Narcotics	382	142	53	59	-
Liquor Laws	99	38	44	33	2
Drunk	261	281	35	30	1
Disorderly Conduct	107	18	11	81	1
Loitering	4	-	-	4	-
Gambling	-	-	-	-	-
Drunk Driving	263	276	5	9	-
Vehicle Laws	95	118	19	32	2
Malicious Mischief	497	10	8	472	-
Warrants	-	326	2	-	-
Receiving Stolen Property	27	65	20	34	-
Federal Offenses W/O Money	6	1	-	6	-
Federal Offenses With Money	6	-	-	6	-
Felonies, Miscellaneous	130	111	31	96	-
Misdemeanors, Miscellaneous	219	307	99	82	-
Sub-Total	3,760	1,871	367	2,455	7
NON-CRIMINAL					
Persons Missing	289	-	27	232	14
Juvenile, Non-Criminal	22	-	84	20	1
Commitments	-	-	-	-	-
Miscellaneous, Non-Criminal	444	-	-	286	26
Suicide and Attempt	34	-	-	19	-
Mentally Ill	30	-	-	2	-
Accidents, Traffic	-	-	-	-	-
Accidents, Miscellaneous	196	-	-	32	-
Persons Dead	44	-	-	-	-
Sub-Total	1,059	-	111	591	41

SANTA CLARITA VALLEY STATION
OFFENSES BY REPORTING DISTRICTS

	Unincorporated									
	0620	0621	0622	0639	0649	0650	0651	0652	0653	0654
PART I CRIME OFFENSES										
Criminal Homicide	-	-	-	-	-	-	-	-	1	-
Forcible Rape	1	-	1	1	-	-	-	-	1	-
Robbery	3	-	1	-	-	-	1	1	-	-
Aggravated Assault	7	-	-	3	2	-	1	-	5	-
Burglary	1	1	3	1	-	1	1	5	2	1
Larceny Theft	90	11	3	6	1	3	-	-	3	4
Grand Theft Auto	28	1	-	2	-	-	1	1	5	-
Arson	-	-	-	-	-	-	-	1	2	1
Sub-Total	130	13	8	13	3	4	4	8	19	6
ALL OTHER OFFENSES										
Checks (Worthless)	7	-	-	-	-	2	-	-	-	4
Forgery	-	-	-	-	-	-	-	-	-	-
Sex Felonies	1	-	-	-	-	-	-	-	1	-
Sex Misdemeanors	-	-	-	-	-	-	-	-	-	2
Assaults, Non-Aggravated	11	-	-	2	-	-	-	-	2	1
Weapon Laws	1	-	-	-	-	-	-	4	61	10
Defrauding, Misdemeanor	-	-	-	-	-	-	-	-	-	-
Offenses Against Family	-	-	-	-	-	-	-	-	-	-
Narcotics	19	-	-	-	-	-	-	2	10	3
Liquor Laws	1	-	-	-	-	-	-	-	-	-
Drunk	15	1	-	2	-	-	-	1	-	-
Disorderly Conduct	-	-	-	-	-	1	-	-	-	-
Loitering	-	-	-	-	-	-	-	-	-	-
Gambling	-	-	-	-	-	-	-	-	-	-
Drunk Driving	1	-	-	2	-	-	-	-	1	-
Vehicle Laws	-	-	-	-	-	-	-	-	-	-
Malicious Mischief	5	1	1	-	-	1	-	-	3	-
Warrants	-	-	-	-	-	-	-	-	-	-
Receiving Stolen Property	2	-	-	1	-	-	-	-	-	-
Federal Offenses W/O Money	-	-	-	-	-	-	-	-	-	-
Federal Offenses With Money	-	-	-	-	-	-	-	-	-	-
Felonies, Miscellaneous	5	-	-	-	-	-	-	-	1	-
Misdemeanors, Miscellaneous	29	-	-	-	1	-	-	-	8	2
Sub-Total	97	2	1	7	1	4	-	7	88	22
NON-CRIMINAL										
Persons Missing	6	-	-	-	-	-	-	1	1	2
Juvenile, Non-Criminal	2	-	-	-	-	-	-	-	-	-
Commitments	-	-	-	-	-	-	-	-	-	-
Miscellaneous, Non-Criminal	23	-	1	3	2	-	-	-	4	-
Suicide and Attempt	1	-	-	-	-	-	-	-	-	1
Mentally Ill	-	-	-	-	-	-	-	1	-	-
Accidents, Traffic	-	-	-	-	-	-	-	-	-	-
Accidents, Miscellaneous	3	-	-	1	-	-	-	-	1	-
Persons Dead	-	-	-	4	-	-	-	-	-	-
Sub-Total	35	-	1	8	2	-	-	2	6	3

SANTA CLARITA VALLEY STATION
OFFENSES BY REPORTING DISTRICTS

Unincorporated

	0655	0656	0657	0658	0659	0660	0670	0671	0672	0673
PART I CRIME OFFENSES										
Criminal Homicide	-	-	-	-	-	-	-	3	-	-
Forcible Rape	-	-	-	-	-	-	4	-	-	3
Robbery	-	-	1	-	-	-	6	10	1	2
Aggravated Assault	-	1	2	-	-	3	25	47	-	3
Burglary	1	-	-	-	-	-	202	278	-	52
Larceny Theft	-	-	2	1	-	5	269	343	-	29
Grand Theft Auto	-	-	-	-	1	-	49	96	1	15
Arson	-	-	-	-	-	-	5	8	-	1
Sub-Total	1	1	5	1	1	8	560	785	2	105
ALL OTHER OFFENSES										
Checks (Worthless)	-	-	-	-	-	-	148	282	-	3
Forgery	-	-	-	-	-	-	7	10	-	-
Sex Felonies	-	-	-	-	-	-	9	2	-	-
Sex Misdemeanors	-	-	-	-	-	-	12	7	-	-
Assaults, Non-Aggravated	-	-	-	-	1	3	28	31	-	5
Weapon Laws	-	-	4	-	-	1	15	18	-	1
Defrauding, Misdemeanor	-	-	-	-	-	-	6	9	-	-
Offenses Against Family	-	-	-	-	-	-	-	1	-	-
Narcotics	-	-	5	-	-	2	57	50	1	2
Liquor Laws	-	-	-	-	-	2	20	22	-	-
Drunk	-	-	-	-	-	1	47	60	1	9
Disorderly Conduct	-	-	-	-	-	-	18	17	0	4
Loitering	-	-	-	-	-	-	-	-	-	-
Gambling	-	-	-	-	-	-	-	-	-	-
Drunk Driving	-	-	-	-	-	-	38	79	-	3
Vehicle Laws	1	-	1	-	-	2	14	25	-	2
Malicious Mischief	-	-	-	-	-	1	81	84	1	11
Warrants	-	-	-	-	-	-	-	-	-	-
Receiving Stolen Property	-	-	-	-	-	-	3	5	-	1
Federal Offenses W/O Money	-	-	-	-	-	-	-	2	-	-
Federal Offenses With Money	-	-	-	-	-	-	2	1	-	-
Felonies, Miscellaneous	-	-	-	-	-	1	11	19	-	2
Misdemeanors, Miscellaneous	-	1	-	-	-	15	37	27	-	3
Sub-Total	1	1	10	-	1	28	553	751	3	46
NON-CRIMINAL										
Persons Missing	1	-	-	-	-	-	29	47	-	8
Juvenile, Non-Criminal	-	-	-	-	-	-	4	4	-	1
Commitments	-	-	-	-	-	-	-	-	-	-
Miscellaneous, Non-Criminal	-	-	3	-	3	3	85	86	1	9
Suicide and Attempt	-	-	-	-	-	-	5	3	-	1
Mentally Ill	-	-	-	-	-	-	6	8	-	2
Accidents, Traffic	-	-	-	-	-	-	-	-	-	-
Accidents, Miscellaneous	-	1	1	-	-	-	4	2	-	-
Persons Dead	-	-	2	-	-	-	6	8	-	5
Sub-Total	1	1	6	-	3	3	139	158	1	26

SANTA CLARITA VALLEY STATION
OFFENSES BY REPORTING DISTRICTS

Unincorporated

	0674	0675	0676	0677	0678	0679	0680	0681	0682
PART I CRIME OFFENSES									
Criminal Homicide	-	-	-	-	-	1	1	-	2
Forcible Rape	1	1	-	1	2	5	3	2	2
Robbery	-	2	25	2	5	13	-	1	4
Aggravated Assault	-	30	64	13	43	91	19	3	8
Burglary	8	50	3	40	154	253	68	15	16
Larceny Theft	11	49	11	88	189	443	47	17	29
Grand Theft Auto	1	14	2	18	34	74	11	2	4
Arson	-	5	5	2	8	10	6	-	2
Sub-Total	21	151	110	164	435	890	155	40	67
ALL OTHER OFFENSES									
Checks (Worthless)	4	2	-	53	145	441	6	2	-
Forgery	-	1	1	4	2	4	-	1	3
Sex Felonies	-	1	2	-	1	2	3	-	-
Sex Misdemeanors	-	1	-	3	6	18	1	-	-
Assaults, Non-Aggravated	1	5	48	12	24	66	15	2	1
Weapon Laws	-	1	2	2	12	16	2	2	13
Defrauding, Misdemeanor	-	-	-	2	4	10	1	-	-
Offenses Against Family	-	1	-	1	-	2	-	-	-
Narcotics	-	10	87	16	28	71	4	3	12
Liquor Laws	1	4	-	10	20	16	1	-	2
Drunk	1	6	1	12	28	58	6	4	8
Disorderly Conduct	-	-	-	4	30	29	4	-	-
Loitering	-	-	-	2	-	2	-	-	-
Gambling	-	-	-	-	-	-	-	-	-
Drunk Driving	1	10	-	21	33	69	2	2	1
Vehicle Laws	1	2	-	5	6	27	5	-	3
Malicious Mischief	3	7	8	18	73	158	31	4	6
Warrants	-	-	-	-	-	-	-	-	-
Receiving Stolen Property	-	-	1	4	3	4	1	-	2
Federal Offenses W/O Money	-	-	1	1	-	2	-	-	-
Federal Offenses With Money	-	-	1	1	1	-	-	-	-
Felonies, Miscellaneous	-	5	47	2	13	19	3	-	2
Misdemeanors, Miscellaneous	-	9	2	24	22	22	6	4	7
Sub-Total	12	65	201	197	451	1036	91	24	60
NON-CRIMINAL									
Persons Missing	-	7	1	12	61	90	17	2	4
Juvenile, Non-Criminal	-	2	-	1	2	5	1	-	-
Commitments	-	-	-	-	-	-	-	-	-
Miscellaneous, Non-Criminal	2	9	18	19	45	98	13	3	14
Suicide and Attempt	-	1	6	-	-	8	5	-	1
Mentally Ill	-	-	-	2	2	4	4	-	1
Accidents, Traffic	-	-	-	-	-	-	-	-	-
Accidents, Miscellaneous	-	3	173	-	2	1	3	-	1
Persons Dead	2	2	-	1	2	7	3	2	-
Sub-Total	4	24	200	35	114	213	4	7	21

SANTA CLARITA VALLEY

PART I OFFENSES CLEARED

ACTUAL KNOWN OFFENSES	STATION TOTAL
TOTAL PART I OFFENSES	3,686
Number Cleared	726
Percent Cleared	19.7
CRIMINAL HOMICIDE	8
Number Cleared	3
Percent Cleared	37.5
FORCIBLE RAPE	28
Number Cleared	13
Percent Cleared	46.4
ROBBERY	78
Number Cleared	29
Percent Cleared	37.2
AGGRAVATED ASSAULT	369
Number Cleared	295
Percent Cleared	80.0
BURGLARY	1,152
Number Cleared	147
Percent Cleared	12.8
LARCENY THEFT	1,638
Number Cleared	212
Percent Cleared	12.9
GRAND THEFT AUTO	357
Number Cleared	27
Percent Cleared	7.6

STOLEN AND RECOVERED PROPERTY

	AMOUNT STOLEN	AMOUNT RECOVERED	PERCENT
TOTAL	$4,223,047	$ 718,552	17.0
Robbery	44,591	394	.1
Burglary	1,665,780	111,370	6.7
Larceny Theft	1,019,189	64,584	6.3
Auto Theft	1,472,275	541,904	36.8
Rape	21,212	300	1.4

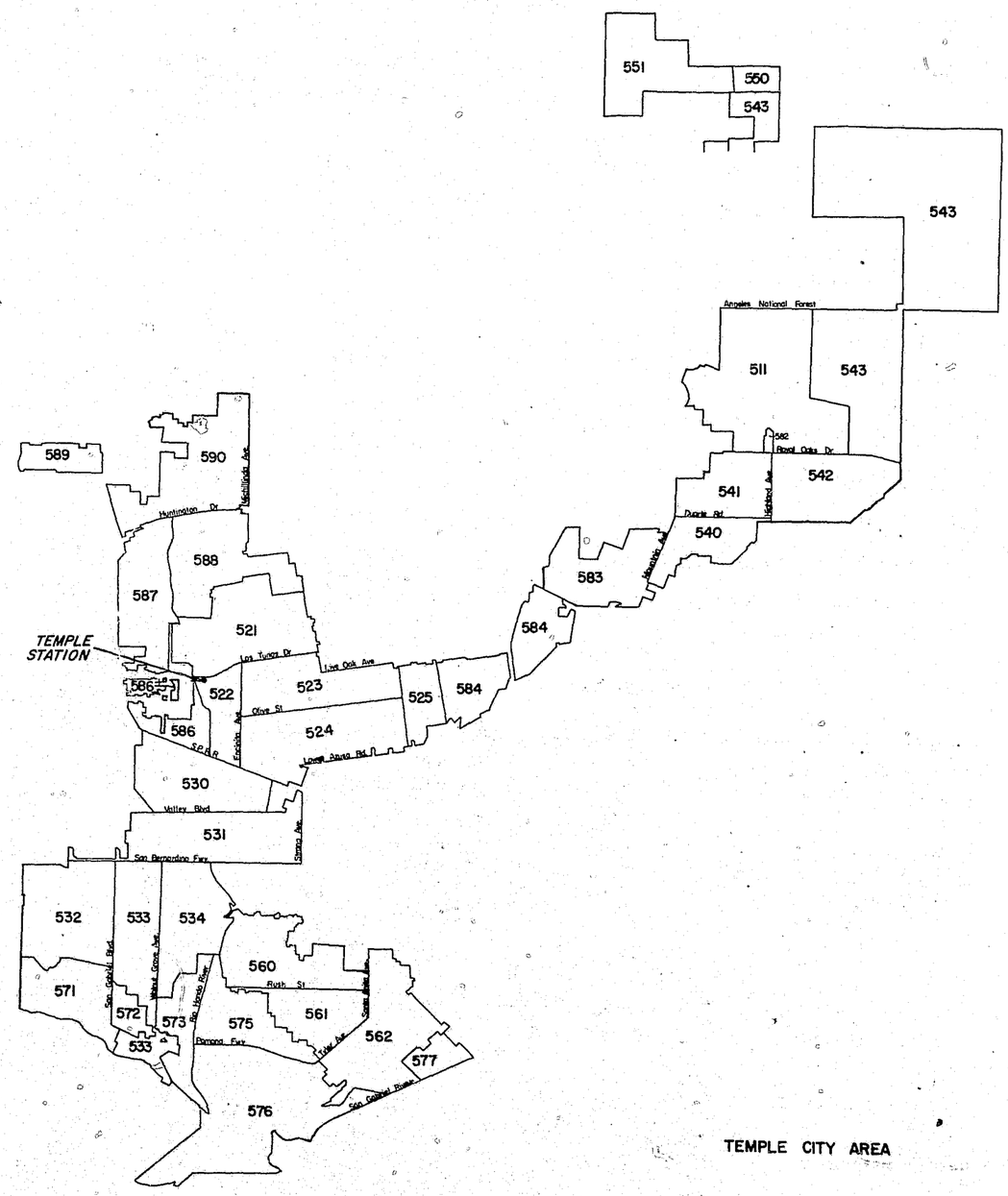

TEMPLE CITY AREA

TEMPLE STATION

SYNOPSIS

	FISCAL YEAR 1981-82	FISCAL YEAR 1980-81	PERCENT CHANGE
PART I OFFENSES			
Crime Rate per 10,000 Population	570.65	577.97	- 1
NUMBER OF CASES HANDLED			
Criminal Homicide	5	20	- 75
Forcible Rape	70	85	- 18
Robbery	406	456	- 11
Aggravated Assault	813	883	- 8
Burglary	3,038	3,089	- 2
Larceny Theft	3,754	3,772	-
Grand Theft Auto	807	721	+ 12
Arson	74	56	+ 32
TOTAL CASES HANDLED	19,518	20,289	- 4
ADULT ARRESTS	7,065	7,980	- 11
JUVENILE ARRESTS	1,219	1,723	- 29
CASE ASSIGNMENTS TO ADULT DETECTIVES	12,230	9,237	+ 32
CASE ASSIGNMENTS TO JUVENILE DETECTIVES	606	4,873	- 88

	AREA IN SQUARE MILES	POPULATION 1981-82	CRIME RATE PER 10,000 PART I OFFENSES 1981-82	1980-81	PERCENT CHANGE
Total Area	62.32	157,136	570.65	577.97	- 1
Unincorporated Area	42.16	48,630	415.38	416.62	-
Bradbury	2.00	840	261.90	428.57	- 39
Duarte	6.58	16,754	585.53	623.13	- 6
Rosemead	4.97	41,925	685.03	719.86	- 5
South El Monte	2.76	16,532	1,135.37	1,032.54	+ 10
Temple City	3.85	32,455	368.20	385.46	- 4

	1981-82 CASES	1980-81 CASES	1981-82 RATE PER 10,000	1980-81 RATE PER 10,000	PERCENT CHANGE
Criminal Homicide	5	20	.32	1.27	- 75
Forcible Rape	70	85	4.45	5.41	- 18
Robbery	406	456	25.84	29.02	- 11
Aggravated Assault	813	883	51.74	56.19	- 8
Burglary	3,038	3,089	193.34	196.58	- 2
Larceny Theft	3,754	3,772	238.90	240.05	-
Grand Theft Auto	807	721	51.36	45.88	+ 12
Arson	74	56	4.71	3.56	+ 32
Total	8,967	9,082	570.65	577.97	- 1

TEMPLE STATION

MOST FREQUENT CASES HANDLED

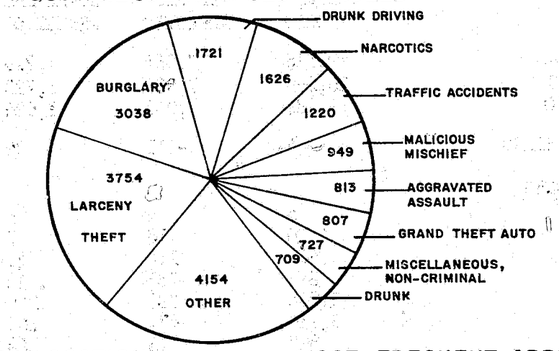

CASES HANDLED BY LOCATION

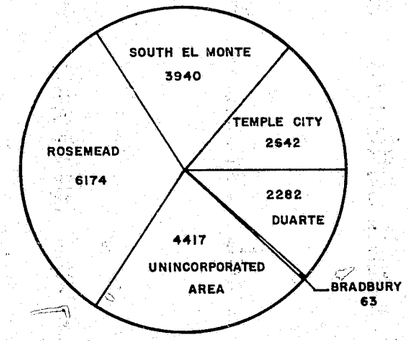

MOST FREQUENT ARRESTS

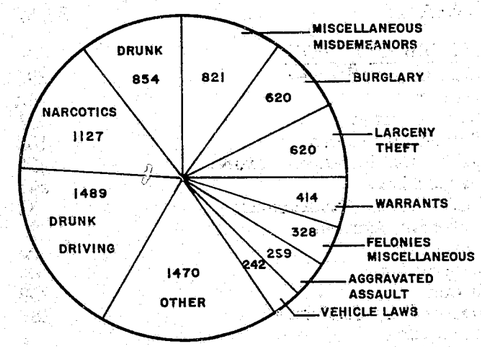

CRIME RATE

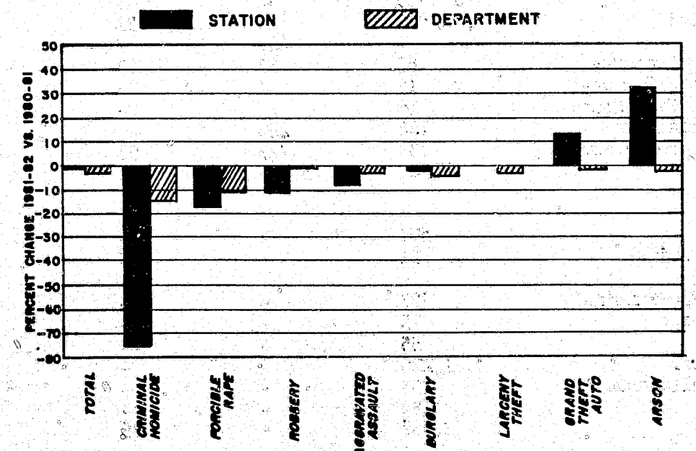

TEMPLE STATION

	CASES AND ARRESTS			CASE ASSIGNMENTS	
	CASES HANDLED	ADULTS ARRESTED	JUVENILES ARRESTED	ADULT DETECTIVES	JUVENILE DETECTIVES
FISCAL YEAR 1981-82	19,518	7,065	1,219	12,230	606
FISCAL YEAR 1980-81	20,289	7,980	1,723	9,237	4,873
FISCAL YEAR 1979-80	19,488	7,043	1,624	9,365	4,754
% CHANGE LAST TWO YEARS	- 4	- 11	- 29	+ 32	- 88
PART I CRIME OFFENSES					
Criminal Homicide	5	4	-	-	-
Forcible Rape	70	18	7	66	5
Robbery	406	114	45	369	34
Aggravated Assault	813	257	42	723	58
Burglary	3,038	391	229	3,066	11
Larceny Theft	3,754	474	146	3,491	252
Grand Theft Auto	807	113	64	912	1
Arson	74	6	4	5	-
Sub-Total	8,967	1,377	537	8,632	361
ALL OTHER OFFENSES					
Checks (Worthless)	297	2	-	297	-
Forgery	40	22	1	18	-
Sex Felonies	33	17	2	26	2
Sex Misdemeanors	168	107	11	89	7
Assaults, Non-Aggravated	454	206	34	432	7
Weapon Laws	241	167	29	158	15
Defrauding, Misdemeanor	31	7	1	25	-
Offenses Against	20	2	-	17	-
Narcotics	1,626	1,014	113	134	11
Liquor Laws	184	75	55	52	8
Drunk	709	777	77	59	8
Disorderly Conduct	187	41	6	99	2
Loitering	1	-	-	1	-
Gambling	10	10	2	-	-
Drunk Driving	1,721	1,464	25	31	1
Vehicle Laws	419	242	45	85	10
Malicious Mischief	949	27	32	815	79
Warrants	-	407	7	-	-
Receiving Stolen Property	65	87	27	84	4
Federal Offenses W/O Money	14	1	-	12	-
Federal Offenses With Money	14	-	-	14	-
Felonies, Miscellaneous	146	284	44	130	10
Misdemeanors, Miscellaneous	233	729	92	47	2
Sub-Total	7,562	5,688	603	2,625	166
NON-CRIMINAL					
Persons Missing	599	-	9	382	51
Juvenile, Non-Criminal	21	-	70	13	4
Commitments	-	-	-	-	-
Miscellaneous, Non-Criminal	727	-	-	496	20
Suicide and Attempt	75	-	-	59	3
Mentally Ill	55	-	-	2	-
Accidents, Traffic	1,220	-	-	-	-
Accidents, Miscellaneous	153	-	-	21	1
Persons Dead	139	-	-	-	-
Sub-Total	2,989	-	79	973	79

TEMPLE STATION

	Temple-Unincorporated			City of Bradbury		
	CASES HANDLED	ADULTS ARRESTED	JUVENILES ARRESTED	CASES HANDLED	ADULTS ARRESTED	JUVENILES ARRESTED
FISCAL YEAR 1981-82	4,417	1,778	259	63	15	2
FISCAL YEAR 1980-81	4,673	2,001	482	69	23	1
FISCAL YEAR 1979-80	4,635	1,788	466	47	7	8
% CHANGE LAST TWO YEARS	- 5	- 11	- 46	- 9	- 35	+ 100
PART I CRIME OFFENSES						
Criminal Homicide	1	-	-	-	-	-
Forcible Rape	19	7	2	-	-	-
Robbery	106	40	13	-	1	-
Aggravated Assault	222	73	14	-	-	-
Burglary	675	82	52	15	4	-
Larceny Theft	768	36	18	6	-	-
Grand Theft Auto	211	25	16	1	-	-
Arson	18	-	-	-	-	-
Sub-Total	2,020	263	115	22	5	-
ALL OTHER OFFENSES						
Checks (Worthless)	43	-	-	-	-	-
Forgery	8	3	-	-	-	-
Sex Felonies	8	4	-	-	-	-
Sex Misdemeanors	85	78	3	-	-	-
Assaults, Non-Aggravated	97	38	6	-	-	-
Weapon Laws	65	41	8	3	-	-
Defrauding, Misdemeanor	9	-	-	-	-	-
Offenses Against Family	3	-	-	1	-	-
Narcotics	557	424	19	21	-	-
Liquor Laws	43	26	18	1	-	-
Drunk	149	189	17	1	4	2
Disorderly Conduct	53	7	3	1	-	-
Loitering	1	-	-	-	-	-
Gambling	3	4	2	-	-	-
Drunk Driving	296	248	7	2	3	-
Vehicle Laws	81	42	7	-	-	-
Malicious Mischief	227	3	6	1	-	-
Warrants	-	91	2	-	1	-
Receiving Stolen Property	13	29	5	-	-	-
Federal Offenses W/O Money	2	-	-	-	-	-
Federal Offenses With Money	3	-	-	-	-	-
Felonies, Miscellaneous	43	89	10	1	-	-
Misdemeanors, Miscellaneous	59	199	18	1	2	-
Sub-Total	1,848	1,515	131	33	10	2
NON-CRIMINAL						
Persons Missing	216	-	2	1	-	-
Juvenile, Non-Criminal	5	-	11	-	-	-
Commitments	-	-	-	-	-	-
Miscellaneous, Non-Criminal	235	-	-	1	-	-
Suicide and Attempt	22	-	-	-	-	-
Mentally Ill	16	-	-	-	-	-
Accidents, Traffic	-	-	-	4	-	-
Accidents, Miscellaneous	15	-	-	2	-	-
Persons Dead	40	-	-	-	-	-
Sub-Total	549	-	13	8	-	-

TEMPLE STATION

	City of Duarte			City of South El Monte		
	CASES HANDLED	ADULTS ARRESTED	JUVENILES ARRESTED	CASES HANDLED	ADULTS ARRESTED	JUVENILES ARRESTED
FISCAL YEAR 1981-82	2,282	774	144	3,940	1,517	227
FISCAL YEAR 1980-81	2,357	815	181	3,591	1,374	215
FISCAL YEAR 1979-80	2,219	751	181	3,301	1,219	220
% CHANGE LAST TWO YEARS	- 3	- 5	- 20	+ 10	+ 10	+ 6
PART I CRIME OFFENSES						
Criminal Homicide	-	-	-	2	3	-
Forcible Rape	10	3	1	11	6	1
Robbery	66	13	10	65	13	8
Aggravated Assault	119	30	7	155	59	4
Burglary	299	29	3	622	92	39
Larceny Theft	432	31	18	825	45	16
Grand Theft Auto	53	14	5	178	18	16
Arson	2	1	-	19	1	2
Sub-Total	981	121	44	1,877	237	86
ALL OTHER OFFENSES						
Checks (Worthless)	60	-	-	33	-	-
Forgery	5	3	-	8	1	-
Sex Felonies	5	2	-	5	2	1
Sex Misdemeanors	5	1	1	13	6	2
Assaults, Non-Aggravated	55	18	4	83	53	7
Weapon Laws	32	19	2	65	50	7
Defrauding, Misdemeanor	3	1	-	6	3	1
Offenses Against Family	2	1	-	4	-	-
Narcotics	141	66	14	396	259	19
Liquor Laws	25	4	7	22	10	7
Drunk	76	81	5	141	162	19
Disorderly Conduct	29	7	1	21	9	2
Loitering	-	-	-	-	-	-
Gambling	2	1	-	2	1	-
Drunk Driving	320	248	4	356	317	4
Vehicle Laws	51	22	4	99	71	11
Malicious Mischief	95	5	7	174	7	9
Warrants	-	50	-	-	78	3
Receiving Stolen Property	10	8	3	13	13	8
Federal Offenses W/O Money	-	1	-	3	-	-
Federal Offenses With Money	-	-	-	5	-	-
Felonies, Miscellaneous	13	30	10	17	63	10
Misdemeanors, Miscellaneous	26	85	14	74	175	19
Sub-Total	955	653	76	1,540	1,280	129
NON-CRIMINAL						
Persons Missing	59	-	-	41	-	1
Juvenile, Non-Criminal	4	-	24	3	-	11
Commitments	-	-	-	-	-	-
Miscellaneous, Non-Criminal	87	-	-	78	-	-
Suicide and Attempt	9	-	-	13	-	-
Mentally Ill	11	-	-	7	-	-
Accidents, Traffic	133	-	-	323	-	-
Accidents, Miscellaneous	24	-	-	38	-	-
Persons Dead	19	-	-	20	-	-
Sub-Total	346	-	24	523	-	12

TEMPLE STATION

	Temple City			City of Rosemead		
	CASES HANDLED	ADULTS ARRESTED	JUVENILES ARRESTED	CASES HANDLED	ADULTS ARRESTED	JUVENILES ARRESTED
FISCAL YEAR 1981-82	2,642	564	157	6,174	2,417	430
FISCAL YEAR 1980-81	2,943	880	213	6,656	2,887	631
FISCAL YEAR 1979-80	2,595	826	175	6,691	2,452	574
% CHANGE LAST TWO YEARS	- 10	- 36	- 26	- 7	- 16	- 32
PART I CRIME OFFENSES						
Criminal Homicide	-	-	-	2	1	-
Forcible Rape	5	1	-	25	1	3
Robbery	34	4	1	135	43	13
Aggravated Assault	58	17	5	259	78	12
Burglary	486	42	37	941	142	98
Larceny Theft	513	43	25	1,210	319	69
Grand Theft Auto	85	6	8	279	50	19
Arson	14	2	1	21	2	1
Sub-Total	1,195	115	77	2,872	636	215
ALL OTHER OFFENSES						
Checks (Worthless)	80	1	-	81	1	-
Forgery	8	-	-	11	15	1
Sex Felonies	2	2	-	13	7	1
Sex Misdemeanors	27	6	2	38	16	3
Assaults, Non-Aggravated	66	19	6	153	78	11
Weapon Laws	9	7	4	67	50	8
Defrauding, Misdemeanor	4	-	-	9	3	-
Offenses Against Family	2	-	-	8	1	-
Narcotics	77	31	14	434	234	47
Liquor Laws	21	3	3	72	32	20
Drunk	73	64	12	269	277	22
Disorderly Conduct	31	3	-	52	15	-
Loitering	-	-	-	-	-	-
Gambling	3	4	-	-	-	-
Drunk Driving	222	175	2	525	473	8
Vehicle Laws	43	16	3	145	91	20
Malicious Mischief	174	3	2	278	9	8
Warrants	-	63	-	-	124	2
Receiving Stolen Property	9	2	8	20	35	3
Federal Offenses W/O Money	4	-	-	5	-	-
Federal Offenses With Money	-	-	-	6	-	-
Felonies, Miscellaneous	21	14	2	51	88	12
Misdemeanors, Miscellaneous	19	36	15	54	232	26
Sub-Total	895	449	73	2,291	1,781	192
NON-CRIMINAL						
Persons Missing	61	-	2	221	-	4
Juvenile, Non-Criminal	5	-	5	4	-	19
Commitments	-	-	-	-	-	-
Miscellaneous, Non-Criminal	142	-	-	184	-	-
Suicide and Attempt	16	-	-	15	-	-
Mentally Ill	3	-	-	18	-	-
Accidents, Traffic	271	-	-	489	-	-
Accidents, Miscellaneous	31	-	-	43	-	-
Persons Dead	23	-	-	37	-	-
Sub-Total	552	-	7	1,011	-	23

TEMPLE CITY STATION
OFFENSES BY REPORTING DISTRICT

	Bradbury	Temple City					Rosemead				
	0511	0521	0522	0523	0524	0525	0530	0531	0532	0533	0534
PART I CRIME OFFENSES											
Criminal Homicide	-	-	-	-	-	-	1	1	-	-	-
Forcible Rape	-	2	2	-	1	-	5	7	10	2	1
Robbery	-	14	9	6	5	-	24	37	36	29	9
Aggravated Assault	-	17	5	12	19	5	32	32	108	49	38
Burglary	15	157	48	94	126	61	162	245	283	173	78
Larceny Theft	6	136	169	91	88	29	181	479	262	210	78
Grand Theft Auto	1	20	18	14	18	15	39	70	87	58	25
Arson	-	7	2	1	1	3	2	2	8	7	2
Sub-Total	22	353	253	218	258	113	446	873	794	528	231
ALL OTHER OFFENSES											
Checks (Worthless)	-	19	39	22	-	-	48	8	22	2	1
Forgery	-	3	-	3	2	-	1	4	5	1	-
Sex Felonies	-	-	1	-	1	-	1	1	7	1	3
Sex Misdemeanors	-	14	1	1	8	3	11	7	13	6	1
Assaults, Non-Aggravated	-	24	10	14	8	10	24	20	56	35	18
Weapons Laws	3	3	3	2	-	1	9	5	27	18	8
Defrauding, Misdemeanors	-	1	2	1	-	-	1	5	3	-	-
Offenses Against Family	1	-	-	-	2	-	1	-	4	3	-
Narcotics	21	21	26	9	13	8	56	46	164	109	59
Liquor Laws	1	4	7	6	2	2	21	4	23	19	5
Drunk	1	22	22	12	9	8	40	36	80	62	51
Disorderly Conduct	1	8	2	8	9	4	10	13	16	11	2
Loitering	-	-	-	-	-	-	-	-	-	-	-
Gambling	-	2	-	-	1	-	-	-	-	-	-
Drunk Driving	2	84	65	29	33	11	67	68	122	145	123
Vehicle Laws	-	17	10	5	10	1	11	21	44	41	28
Malicious Mischief	1	68	18	40	32	16	49	43	97	61	28
Warrants	-	-	-	-	-	-	-	-	-	-	-
Receiving Stolen Property	-	1	1	3	4	-	2	2	9	5	2
Federal Offenses W/O Money	-	2	1	1	-	-	2	1	1	-	1
Federal Offenses With Money	-	-	-	-	-	-	1	1	1	3	-
Felonies, Miscellaneous	1	4	5	6	4	2	5	11	15	12	8
Misdemeanors, Miscellaneous	1	5	7	1	5	1	10	12	13	10	9
Sub-Total	33	302	220	163	143	67	37	308	722	544	347
NON-CRIMINAL											
Persons Missing	1	23	8	9	12	9	28	17	123	35	18
Juvenile, Non-Criminal	-	-	-	2	3	-	-	1	1	-	2
Commitments	-	-	-	-	-	-	-	-	-	-	-
Miscellaneous, Non-Criminal	1	47	26	37	24	8	23	48	59	34	20
Suicide and Attempt	-	3	3	6	3	1	4	6	3	1	1
Mentally Ill	-	2	1	-	-	-	5	2	5	3	3
Accidents, Traffic	4	89	66	41	55	20	90	98	150	83	68
Accidents, Miscellaneous	2	9	14	2	6	-	11	7	12	7	6
Persons Dead	-	10	2	4	6	1	10	3	10	6	8
Sub-Total	8	183	120	101	109	39	171	182	363	169	126

TEMPLE CITY STATION
OFFENSES BY REPORTING DISTRICT

	Duarte				South El Monte		
	0540	0541	0542	0543	0560	0561	0562
PART I CRIME OFFENSES							
Criminal Homicide	-	-	-	-	-	-	2
Forcible Rape	2	3	3	2	4	3	4
Robbery	7	35	22	2	26	5	34
Aggravated Assault	26	48	34	11	102	6	47
Burglary	56	84	95	64	247	98	277
Larceny Theft	62	176	165	29	280	108	437
Grand Theft Auto	16	13	19	5	100	24	54
Arson	1	1	-	-	10	4	5
Sub-Total	170	360	338	113	769	248	860
ALL OTHER OFFENSES							
Checks (Worthless)	-	43	17	-	8	3	22
Forgery	1	2	1	1	3	-	5
Sex Felonies	2	1	-	2	2	2	1
Sex Misdemeanors	-	2	1	2	3	3	7
Assaults, Non-Aggravated	8	16	23	8	50	4	29
Weapon Laws	8	6	9	9	39	5	21
Defrauding, Misdemeanor	-	1	2	-	1	1	4
Offenses Against Family	-	1	1	-	2	-	2
Narcotics	32	51	50	8	240	20	136
Liquor Laws	6	11	8	-	11	1	10
Drunk	12	23	36	5	76	12	53
Disorderly Conduct	5	10	9	5	7	4	10
Loitering	-	-	-	-	-	-	-
Gambling	-	2	-	-	2	-	-
Drunk Driving	31	156	119	14	211	29	116
Vehicle Laws	6	25	17	3	53	8	38
Malicious Mischief	22	26	23	24	60	29	85
Warrants	-	-	-	-	-	-	-
Receiving Stolen Property	5	3	1	1	5	1	7
Federal Offenses W/O Money	-	-	-	-	2	1	-
Federal Offenses With Money	-	-	-	-	2	2	1
Felonies, Miscellaneous	-	8	4	1	7	2	8
Misdemeanors, Miscellaneous	7	3	10	6	67	3	4
Sub-Total	145	390	331	89	851	130	559
NON-CRIMINAL							
Persons Missing	23	14	15	7	18	3	20
Juvenile, Non-Criminal	-	3	1	-	-	-	3
Commitments	-	-	-	-	-	-	-
Miscellaneous, Non-Criminal	17	30	28	12	29	11	38
Suicide and Attempt	-	3	4	2	5	1	7
Mentally Ill	2	5	2	2	1	3	3
Accidents, Traffic	27	53	41	12	163	30	130
Accidents, Miscellaneous	2	10	11	1	14	3	21
Persons Dead	2	13	2	2	7	3	10
Sub-Total	73	131	104	38	237	54	232

TEMPLE CITY STATION
OFFENSES BY REPORTING DISTRICT

	Unincorporated							
	0571	0572	0573	0574	0575	0576	0577	0578
PART I CRIME OFFENSES								
Criminal Homicide	1	-	-	-	-	-	-	-
Forcible Rape	3	-	-	-	-	2	1	-
Robbery	10	1	-	2	1	9	-	-
Aggravated Assault	26	7	-	-	3	6	1	-
Burglary	91	17	11	1	3	12	7	3
Larceny Theft	56	11	8	1	7	65	7	3
Grand Theft Auto	22	5	-	-	4	12	5	-
Arson	1	1	-	-	-	3	-	-
Sub-Total	210	42	19	4	18	109	21	6
ALL OTHER OFFENSES								
Checks (Worthless)	1	-	-	-	-	-	-	-
Forgery	1	1	-	-	-	-	-	-
Sex Felonies	2	-	-	-	-	-	-	-
Sex Misdemeanors	-	1	1	-	-	57	-	-
Assaults, Non-Aggravated	15	1	2	-	-	3	1	1
Weapon Laws	8	-	1	-	1	7	2	-
Defrauding, Misdemeanor	-	-	-	-	-	-	-	-
Offenses Against Family	1	-	-	-	-	-	-	-
Narcotics	81	5	2	1	3	16	3	4
Liquor Laws	11	-	-	-	-	1	-	-
Drunk	21	2	-	-	5	5	-	2
Disorderly Conduct	3	-	1	-	-	-	-	-
Loitering	-	-	-	-	-	1	-	-
Gambling	-	-	-	-	-	-	-	-
Drunk Driving	16	5	1	-	3	22	-	1
Vehicle Laws	10	2	-	1	-	4	-	1
Malicious Mischief	21	2	2	-	4	4	-	-
Warrants	-	-	-	-	-	-	-	-
Receiving Stolen Property	-	2	-	-	1	-	-	-
Federal Offenses W/O Money	1	-	-	-	-	-	-	-
Federal Offenses With Money	1	-	-	-	-	-	-	-
Felonies, Miscellaneous	3	1	-	-	1	1	-	-
Misdemeanors, Miscellaneous	5	2	3	-	4	7	1	-
Sub-Total	201	24	13	2	22	128	7	9
NON-CRIMINAL								
Persons Missing	25	6	-	-	-	-	1	2
Juvenile, Non-Criminal	-	-	-	-	-	-	-	-
Commitments	-	-	-	-	-	-	-	-
Miscellaneous, Non-Criminal	21	2	-	-	4	11	2	-
Suicide and Attempt	1	1	-	-	-	1	-	-
Mentally Ill	1	-	-	-	-	-	-	-
Accidents, Traffic	-	-	-	-	-	-	-	-
Accidents, Miscellaneous	-	1	-	1	1	-	-	-
Persons Dead	7	2	-	-	-	5	-	-
Sub-Total	55	12	-	1	5	17	3	2

TEMPLE CITY STATION
OFFENSES BY REPORTING DISTRICTS

	Unincorporated								
	0582	0583	0584	0585	0586	0587	0588	0589	0590
PART I CRIME OFFENSES									
Criminal Homicide	-	-	-	-	-	-	-	-	-
Forcible Rape	-	2	1	-	-	2	2	-	2
Robbery	-	19	12	-	1	3	7	-	35
Aggravated Assault	1	60	26	-	17	10	24	3	27
Burglary	1	118	91	-	46	53	95	14	105
Larceny Theft	2	62	90	-	46	42	164	19	163
Grand Theft Auto	1	14	33	-	9	11	43	9	37
Arson	-	6	2	-	1	2	1	-	1
Sub-Total	5	281	255	-	120	123	336	45	370
ALL OTHER OFFENSES									
Checks (Worthless)	-	-	-	-	-	2	6	1	33
Forgery	-	1	1	-	-	-	1	-	2
Sex Felonies	-	-	3	-	-	-	1	-	1
Sex Misdemeanors	-	3	4	-	-	1	4	2	12
Assaults, Non-Aggravated	-	22	10	-	3	2	12	1	19
Weapon Laws	-	11	4	-	-	1	4	-	8
Defrauding, Misdemeanor	-	-	1	-	-	-	3	-	5
Offenses Against Family	-	-	1	-	-	-	-	-	-
Narcotics	5	101	13	-	10	1	12	1	41
Liquor Laws	-	3	5	-	1	-	5	1	7
Drunk	-	20	15	-	11	3	10	1	26
Disorderly Conduct	-	14	4	-	5	3	10	3	8
Loitering	-	-	-	-	-	-	-	-	-
Gambling	-	2	-	-	-	-	-	1	-
Drunk Driving	1	24	19	-	8	6	34	-	101
Vehicle Laws	-	7	12	-	2	3	9	2	16
Malicious Mischief	-	27	50	-	13	14	51	6	30
Warrants	-	-	-	-	-	-	-	-	-
Receiving Stolen Property	-	2	1	-	-	-	2	-	1
Federal Offenses W/O Money	-	-	-	-	-	-	-	-	-
Federal Offenses With Money	-	1	-	-	1	-	-	-	-
Felonies, Miscellaneous	-	3	12	-	2	1	10	-	8
Misdemeanors, Miscellaneous	-	7	1	-	2	2	3	3	13
Sub-Total	6	248	156	-	58	39	177	22	331
NON-CRIMINAL									
Persons Missing	-	69	20	-	6	5	15	6	59
Juvenile, Non-Criminal	-	2	-	-	2	-	1	-	-
Commitments	-	-	-	-	-	-	-	-	-
Miscellaneous, Non-Criminal	-	23	23	1	9	15	30	6	46
Suicide and Attempt	-	-	2	-	3	2	4	2	5
Mentally Ill	-	3	1	-	2	-	6	-	3
Accidents, Traffic	-	-	-	-	-	-	-	-	-
Accidents, Miscellaneous	-	2	1	-	-	-	2	-	-
Persons Dead	-	1	4	-	-	5	5	-	7
Sub-Total	-	100	51	1	22	27	63	14	120

TEMPLE STATION

PART I OFFENSES CLEARED

ACTUAL KNOWN OFFENSES	STATION TOTAL	UNINC.	BRADBURY	DUARTE	ROSEMEAD
TOTAL PART I OFFENSES	8,945	2,013	22	978	2,865
Number Cleared	1,052	248	3	132	370
Percent Cleared	11.8	12.3	13.6	13.5	12.9
CRIMINAL HOMICIDE	4	1	-	-	2
Number Cleared	5	-	-	-	1
Percent Cleared	125.0	-	-	-	50.0
FORCIBLE RAPE	70	19	-	10	25
Number Cleared	25	7	-	5	6
Percent Cleared	35.7	36.8	-	50.0	24.0
ROBBERY	406	106	-	66	135
Number Cleared	95	21	-	16	35
Percent Cleared	23.4	19.8	-	24.2	25.9
AGGRAVATED ASSAULT	810	222	-	119	256
Number Cleared	423	121	-	62	131
Percent Cleared	52.2	54.5	-	52.1	51.2
BURGLARY	3,036	675	15	298	941
Number Cleared	275	63	3	24	97
Percent Cleared	9.1	9.3	20.0	8.1	10.3
LARCENY THEFT	3,752	767	6	431	1,210
Number Cleared	170	24	-	23	77
Percent Cleared	4.5	3.1	-	5.3	6.4
GRAND THEFT AUTO	793	205	1	52	275
Number Cleared	59	12	-	2	23
Percent Cleared	7.4	5.9	-	3.9	8.4

STOLEN AND RECOVERED PROPERTY

	AMOUNT STOLEN	AMOUNT RECOVERED	PERCENT
TOTAL	$7,755,963	$1,134,620	14.6
Robbery	194,426	4,562	2.4
Burglary	3,640,038	140,163	3.9
Larceny Theft	1,392,080	91,843	6.6
Auto Theft	2,528,969	898,052	35.5
Rape	450	-	-

TEMPLE STATION

PART I OFFENSES CLEARED(CONTINUED)

ACTUAL KNOWN OFFENSES	SOUTH EL MONTE	TEMPLE CITY
TOTAL PART I OFFENSES	1,873	1,194
Number Cleared	199	100
Percent Cleared	10.6	8.4
CRIMINAL HOMICIDE	1	-
Number Cleared	4	-
Percent Cleared	400.0	-
FORCIBLE RAPE	11	5
Number Cleared	4	3
Percent Cleared	36.4	60.0
ROBBERY	65	34
Number Cleared	16	7
Percent Cleared	24.6	20.6
AGGRAVATED ASSAULT	155	58
Number Cleared	84	25
Percent Cleared	54.2	43.1
BURGLARY	621	486
Number Cleared	55	33
Percent Cleared	8.9	6.8
LARCENY THEFT	825	513
Number Cleared	25	21
Percent Cleared	3.0	4.1
GRAND THEFT AUTO	176	84
Number Cleared	11	11
Percent Cleared	6.3	13.1

TEMPLE STATION

TRAFFIC ACCIDENT AND ENFORCEMENT SUMMARY

	TRAFFIC ACCIDENTS 1981-82	1980-81
TOTAL	1,220	1,166
Fatality	24	9
Injury	620	574
Non-Injury	576	583
DUARTE		
Total	133	117
Fatality	2	-
Injury	60	58
Non-Injury	71	59
BRADBURY		
Total	4	3
Fatality	-	-
Injury	2	1
Non-Injury	2	2
SOUTH EL MONTE		
Total	323	302
Fatality	7	2
Injury	151	137
Non-Injury	165	163
TEMPLE CITY		
Total	271	229
Fatality	12	3
Injury	166	134
Non-Injury	93	92
ROSEMEAD		
Total	489	515
Fatality	3	4
Injury	241	244
Non-Injury	245	267

R E S E R V E F O R C E S

The information contained in this report gives an account of the various activities performed by the Sheriff's Reserve Forces during the 1981-82 Fiscal Year as it compares to the 1980-81 Fiscal Year.

The total number of hours worked by all Reserve components reflect an increase for this period. The overall complement of the Reserves, as well as the average number of hours worked per year per Deputy, has also increased.

Through the efforts of the Reserves, the monetary savings to the county taxpayers for 1981-82 was $6,896,873.*

*Based upon hourly rate of a Deputy III, Step 3, with an Intermediate P.O.S.T. Certification +25% benefits.

	TOTAL	RESERVE (UNIFORMED)	POSSE	MOUNTAIN RESCUE	EXPLORERS
TOTAL HOURS WORKED					
Fiscal Year 1981-82	444100	270249	65133	22739	85979
Fiscal Year 1980-81	417278	248250	68153	18294	82581
Percent Change	+ 6.4	+ 8.9	- 4.4	+ 24.2	+ 4.1
REPLACING REGULAR DEPUTIES					
Fiscal Year 1981-82	257183	163299	23897	12020	57967
Fiscal Year 1980-81	252987	160271	26756	9771	56189
Percent Change	+ 1.6	+ 1.9	- 10.7	+ 23	+ 3.2
EDUCATIONAL AND ADMINISTRATIVE DUTIES					
Fiscal Year 1981-82	186917	106950	41236	10719	28012
Fiscal Year 1980-81	164291	87979	41397	8523	26392
Percent Change	+ 13.8	+ 21.6	- .4	+ 25.8	+ 6.1
AVERAGE NUMBER OF RESERVE DEPUTIES					
Fiscal Year 1981-82	1507	756	291	137	323
Fiscal Year 1980-81	1515	772	308	113	322
Percent Change	- .5	- .2	- 5.5	+ 21.2	+ .3
AVERAGE NUMBER OF HOURS WORKED PER YEAR PER DEPUTY					
Fiscal Year 1981-82	295	357	224	165	266
Fiscal Year 1980-81	275	322	221	162	256
Percent Change	+ 7.2	+ 10.8	+ 1.4	+ 1.8	+ 3.9

SEARCH AND RESCUE OPERATIONS

FISCAL YEAR 1981-82

	MALIBU STATION	ALTADENA STATION	ANTELOPE VALLEY STATION	CRESCENTA VALLEY STATION	SAN DIMAS STATION	SANTA CLARITA VALLEY STATION (SYLMAR)	SIERRA MADRE (TEMPLE STATION)	AVALON STATION	TOTALS
SEARCH AND RESCUE OPERATIONS	60	23	16	60	66	22	84	12	343
NUMBER OF VICTIMS INVOLVED	71	37	23	112	71	33	98	31	476
NUMBER OF VICTIMS INJURED	28	15	3	20	23	3	65	18	175
NUMBER OF DEATHS	11	0	3	16	11	6	3	1	51
TOTAL NUMBER OF PERSONNEL INVOLVED	273	199	97	604	656	27	1,080	52	2,988
TOTAL MAN HOURS	1,111	686	518	2,253	2,531	967	7,505	182	15,753
ASSISTANCE TO OUTSIDE AGENCIES	29	1	1	11	3	3	15	0	63
ASSISTANCE TO OTHER LASD	6	6	8	3	5	4	12	0	44

Chapter 5

FIELD OPERATIONS DIVISION WEST

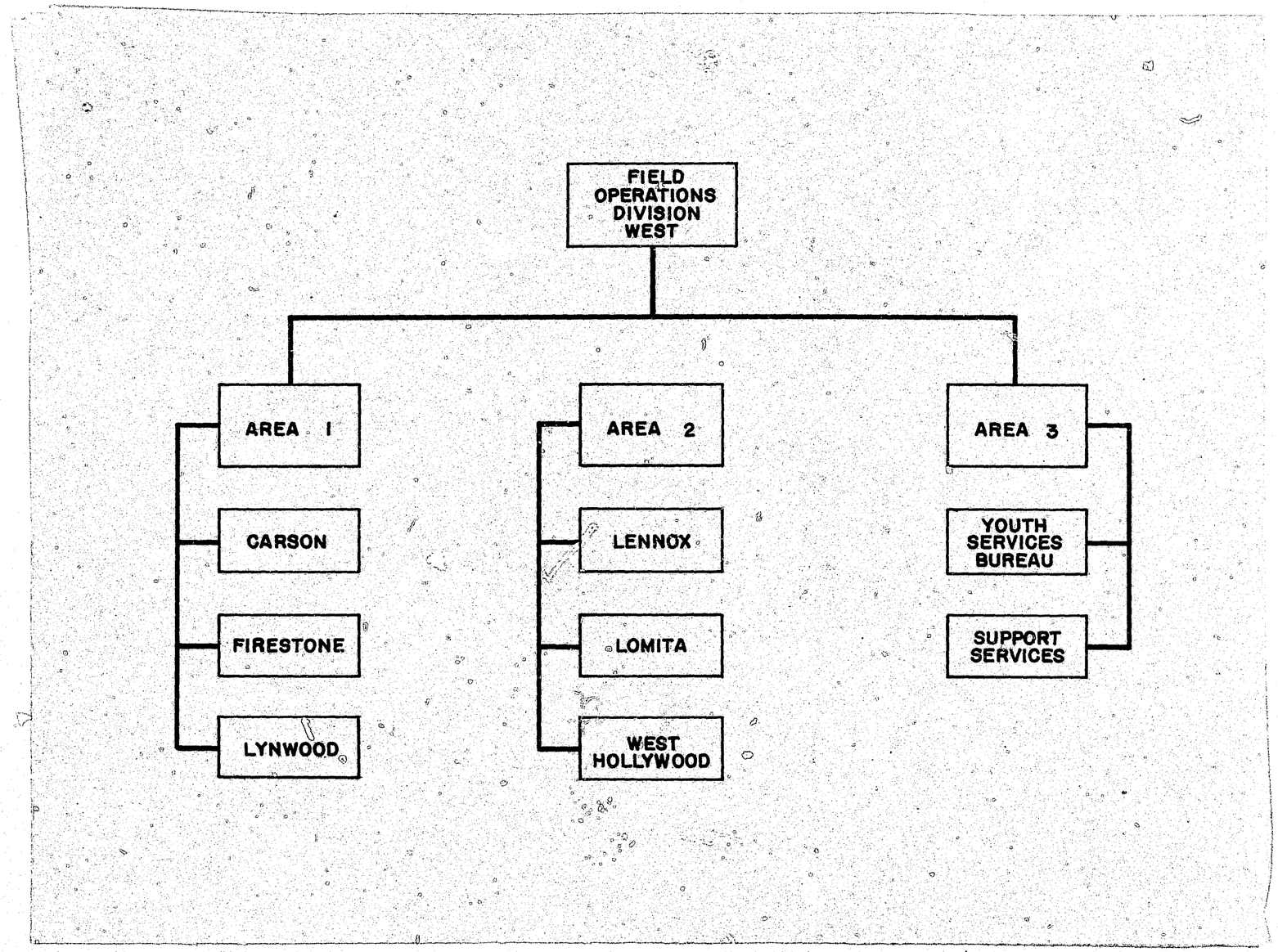
FIELD OPERATIONS DIVISION WEST
AREA 1
CARSON
FIRESTONE
LYNWOOD
AREA 2
LENNOX
LOMITA
WEST HOLLYWOOD
AREA 3
YOUTH SERVICES BUREAU
SUPPORT SERVICES

BUDGETED PERSONNEL FOR FIELD OPERATIONS DIVISION WEST

	DIVISION ADMINISTRATION	CARSON STATION	FIRESTONE STATION	LENNOX STATION	LOMITA STATION	LYNWOOD STATION	WEST HOLLYWOOD STATION	YOUTH SERVICES BUREAU
CHIEF	1							
INSPECTOR	3							
CAPTAIN		1	1	1	1	1	1	1
LIEUTENANT	1	7	8	8	6	7	6	3
SERGEANT	2	30	21	33	17	26	17	11
DEPUTY SHERIFF, GENERALIST	4	169	109	202	77	131	75	44
SENIOR SYSTEMS AID						1		
STAFF ASSISTANT I								2
SERVICES ASSISTANT SHERIFF		2	1	2	1	2	1	
SUPERVISING SHERIFF STATION CLERK		1	1	1	1	1	1	
SENIOR SECRETARY V	1							
PARKING CONTROL OFFICER		1	1	4		3	8	
SHERIFF STATION CLERK II		13	10	16	7	12	11	
SENIOR CLERK								1
SECRETARY V	2	1	1	1	1	1	1	1
INTERMEDIATE STENOGRAPHER								
INTERMEDIATE TYPIST CLERK	1							6
LAW ENFORCEMENT INTERN		2	2	2	2	2	2	
TOTAL	15	227	155	270	113	187	123	69

FIELD OPERATIONS DIVISION WEST

SYNOPSIS

	FISCAL YEAR 1981-82	FISCAL YEAR 1980-81	PERCENT CHANGE
PART I OFFENSES			
Crime Rate per 10,000 Population	794.82	844.99	- 6
NUMBER OF CASES HANDLED			
Criminal Homicide	140	139	+ 1
Forcible Rape	449	489	- 8
Robbery	3,719	3,581	+ 4
Aggravated Assault	4,230	4,772	- 11
Burglary	12,188	13,100	- 7
Larceny Theft	13,534	14,514	- 7
Grand Theft Auto	5,078	5,250	- 3
Arson	439	443	- 1
TOTAL CASES HANDLED	78,631	81,060	- 3
ADULT ARRESTS	33,199	31,047	+ 7
JUVENILE ARRESTS	6,635	7,447	- 11
CASE ASSIGNMENTS TO ADULT DETECTIVES	54,111	58,522	- 8
CASE ASSIGNMENTS TO JUVENILE DETECTIVES	1,075	1,829	- 41

	AREA IN SQUARE MILES	POPULATION 1981-82	CRIME RATE PER 10,000 PART I OFFENSES 1981-82	1980-81	PERCENT CHANGE
Total Area	82.38	500,455	794.82	844.99	- 6
Unincorporated Area	35.73	283,254	912.82	976.65	- 7
Contract Cities	46.65	217,201	565.70	673.29	- 16

	1981-82 CASES	1980-81 CASES	1981-82 RATE PER 10,000	1980-81 RATE PER 10,000	PERCENT CHANGE
Criminal Homicide	140	139	2.80	2.78	+ 1
Forcible Rape	449	489	8.97	9.77	- 8
Robbery	3,719	3,581	74.31	71.55	+ 4
Aggravated Assault	4,230	4,772	84.52	95.35	- 11
Burglary	12,188	13,100	243.54	261.76	- 7
Larceny Theft	13,534	14,514	270.43	290.02	- 7
Grand Theft Auto	5,078	5,250	101.47	104.90	- 3
Arson	439	443	8.77	8.85	- 1
Total	39,777	42,288	794.82	844.99	- 6

FIELD OPERATIONS DIVISION WEST

MOST FREQUENT CASES HANDLED

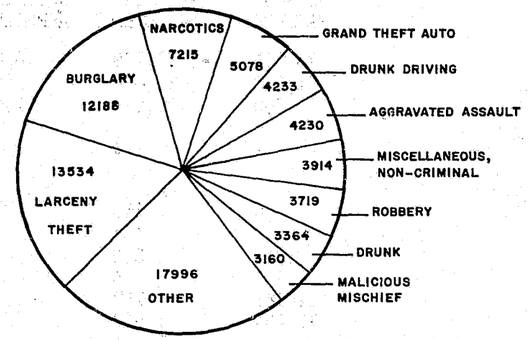

CASES HANDLED BY LOCATION

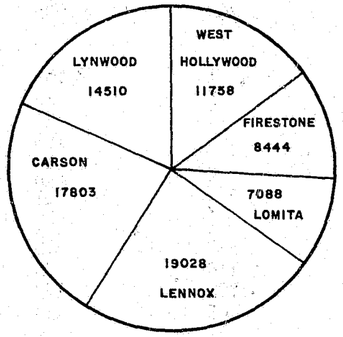

MOST FREQUENT ARRESTS

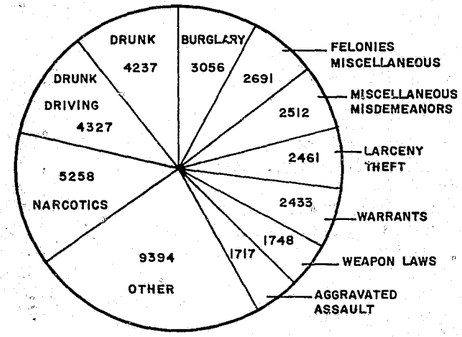

CRIME RATE

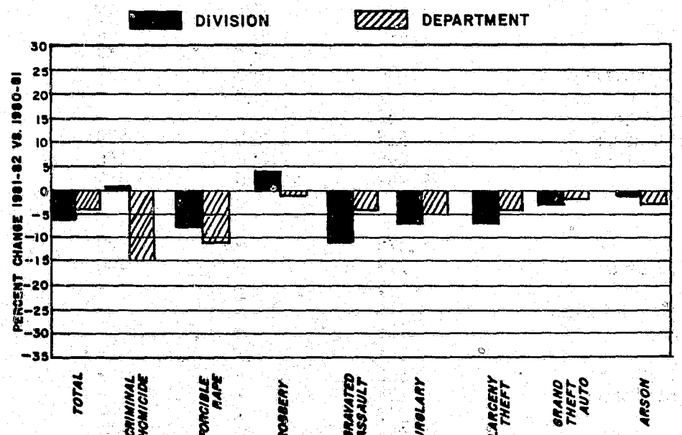

FIELD OPERATIONS DIVISION WEST

	CASES AND ARRESTS			CASE ASSIGNMENTS	
	CASES HANDLED	ADULTS ARRESTED	JUVENILES ARRESTED	ADULT DETECTIVES	JUVENILE DETECTIVES
FISCAL YEAR 1981-82	78,631	33,199	6,635	54,111	1,075
FISCAL YEAR 1980-81	81,060	31,047	7,447	58,522	1,829
FISCAL YEAR 1979-80	80,890	28,698	7,464	59,942	2,278
% CHANGE LAST TWO YEARS	- 3	+ 7	- 11	- 8	- 41
PART I CRIME OFFENSES					
Criminal Homicide	140	115	22	1	-
Forcible Rape	449	161	48	448	4
Robbery	3,719	1,030	507	3,863	22
Aggravated Assault	4,230	1,375	342	4,075	20
Burglary	12,188	1,752	1,304	12,351	24
Larceny Theft	13,534	1,832	629	12,838	653
Grand Theft Auto	5,078	1,021	400	5,484	9
Arson	439	37	11	35	-
Sub-Total	39,777	7,323	3,263	39,095	732
ALL OTHER OFFENSES					
Checks (Worthless)	2,577	52	1	2,566	-
Forgery	420	341	15	125	-
Sex Felonies	157	81	24	124	1
Sex Misdemeanors	1,082	1,126	68	166	13
Assaults, Non-Aggravated	1,481	621	123	1,410	9
Weapon Laws	1,959	1,505	243	1,049	19
Defrauding, Misdemeanor	93	38	5	57	-
Offenses Against Family	79	5	1	64	2
Narcotics	7,215	4,710	548	493	28
Liquor Laws	310	90	110	75	14
Drunk	3,364	4,017	220	152	23
Disorderly Conduct	707	145	65	424	12
Loitering	8	-	-	4	-
Gambling	243	259	7	10	-
Drunk Driving	4,233	4,244	83	75	1
Vehicle Laws	1,080	701	119	292	23
Malicious Mischief	3,160	108	94	2,866	40
Warrants	1	2,404	29	1	-
Receiving Stolen Property	490	945	327	871	5
Federal Offenses W/O Money	47	10	2	47	-
Federal Offenses With Money	42	-	-	40	-
Felonies, Miscellaneous	525	2,412	279	470	2
Misdemeanors, Miscellaneous	696	2,062	450	206	16
Sub-Total	29,969	25,876	2,813	11,587	208
NON-CRIMINAL					
Persons Missing	1,475	-	69	1,015	52
Juvenile, Non-Criminal	73	-	490	56	19
Commitments	-	-	-	-	-
Miscellaneous, Non-Criminal	3,914	-	-	2,140	63
Suicide and Attempt	176	-	-	136	1
Mentally Ill	346	-	-	11	-
Accidents, Traffic	2,306	-	-	-	-
Accidents, Miscellaneous	228	-	-	70	-
Persons Dead	367	-	-	1	-
Sub-Total	8,885	-	559	3,429	135

FIELD OPERATIONS DIVISION WEST

PART I OFFENSES CLEARED

ACTUAL KNOWN OFFENSES	STATION TOTAL
TOTAL PART I OFFENSES	39,696
Number Cleared	6,429
Percent Cleared	16.2
CRIMINAL HOMICIDE	135
Number Cleared	87
Percent Cleared	64.4
FORCIBLE RAPE	449
Number Cleared	196
Percent Cleared	43.7
ROBBERY	3,715
Number Cleared	809
Percent Cleared	21.8
AGGRAVATED ASSAULT	4,229
Number Cleared	2,521
Percent Cleared	59.6
BURGLARY	12,176
Number Cleared	1,430
Percent Cleared	11.7
LARCENY THEFT	13,520
Number Cleared	1,081
Percent Cleared	8.0
GRAND THEFT AUTO	5,033
Number Cleared	305
Percent Cleared	6.1

STOLEN AND RECOVERED PROPERTY

	AMOUNT STOLEN	AMOUNT RECOVERED	PERCENT
TOTAL	$50,968,684	$8,319,787	16.3
Robbery	4,379,925	454,699	10.4
Burglary	18,317,496	701,077	3.8
Larceny Theft	8,905,866	373,280	4.2
Auto Theft	19,263,182	6,769,433	35.1
Rape	102,215	21,298	20.8

TRAFFIC ACCIDENT AND ENFORCEMENT SUMMARY

	TRAFFIC ACCIDENTS	
	1981-82	1980-81
TOTAL	2,306	2,328
Fatality	27	25
Injury	1,254	1,307
Non-Injury	1,025	996

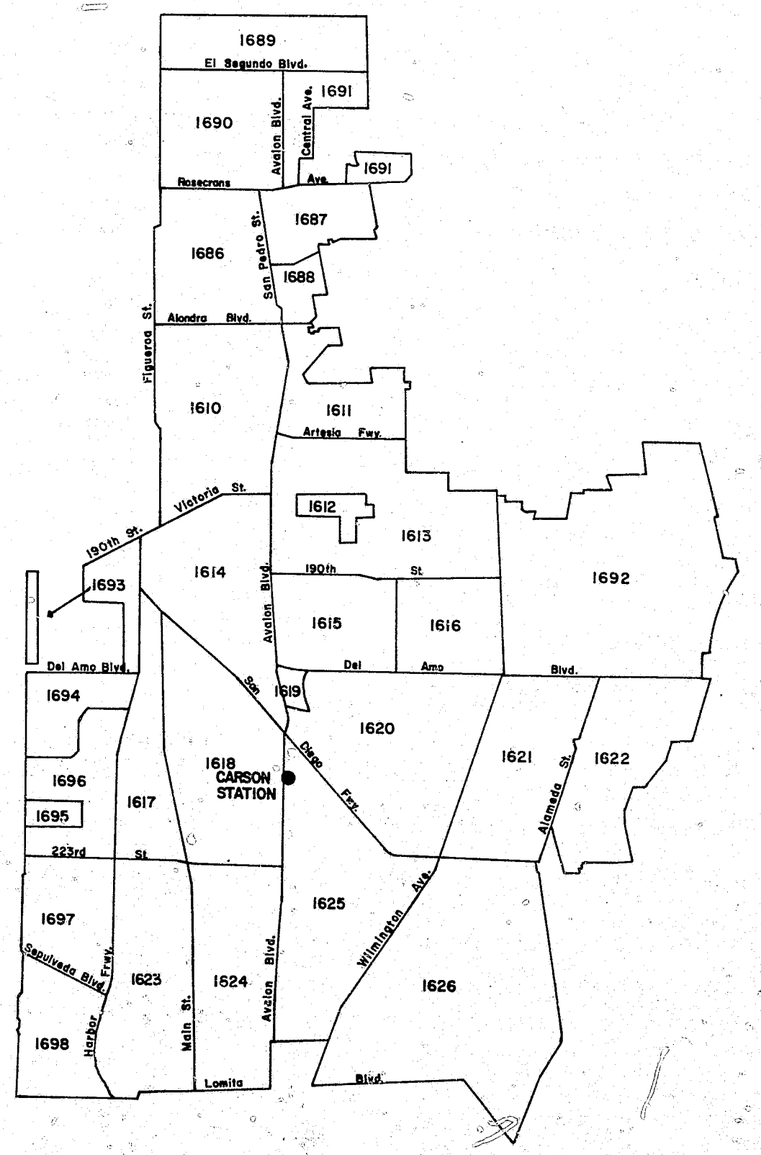

CARSON AREA

Preceding page blank

CARSON STATION

SYNOPSIS

	FISCAL YEAR 1981-82	FISCAL YEAR 1980-81	PERCENT CHANGE
PART I OFFENSES			
Crime Rate per 10,000 Population	741.55	802.15	- 8
NUMBER OF CASES HANDLED			
Criminal Homicide	33	22	+ 50
Forcible Rape	84	64	+ 31
Robbery	641	560	+ 14
Aggravated Assault	711	929	- 23
Burglary	2,655	2,791	- 5
Larceny Theft	3,552	4,005	- 11
Grand Theft Auto	1,343	1,396	- 4
Arson	96	93	+ 3
TOTAL CASES HANDLED	17,803	18,157	- 2
ADULT ARRESTS	6,912	6,015	+ 15
JUVENILE ARRESTS	1,437	1,549	- 7
CASE ASSIGNMENTS TO ADULT DETECTIVES	12,123	13,358	- 9
CASE ASSIGNMENTS TO JUVENILE DETECTIVES	173	329	- 47

	AREA IN SQUARE MILES	POPULATION 1981-82	CRIME RATE PER 10,000 PART I OFFENSES 1981-82	1980-81	PERCENT CHANGE
Total Area	28.32	122,919	741.55	802.15	- 8
Unincorporated Area	9.08	37,956	913.16	1,036.99	- 12
Carson	19.24	84,963	664.88	697.24	- 5

	1981-82 CASES	1980-81 CASES	1981-82 RATE PER 10,000	1980-81 RATE PER 10,000	PERCENT CHANGE
Criminal Homicide	33	22	2.68	1.79	+ 50
Forcible Rape	84	64	6.83	5.21	+ 31
Robbery	641	560	52.15	45.56	+ 14
Aggravated Assault	711	929	57.84	75.58	- 23
Burglary	2,655	2,791	216.00	227.06	- 5
Larceny Theft	3,552	4,005	288.97	325.82	- 11
Grand Theft Auto	1,343	1,396	109.26	113.57	- 4
Arson	96	93	7.81	7.57	+ 3
Total	9,115	9,860	741.55	802.15	- 8

CARSON STATION

MOST FREQUENT CASES HANDLED

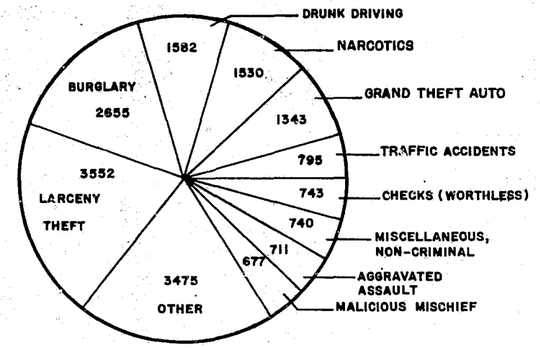

CASES HANDLED BY LOCATION

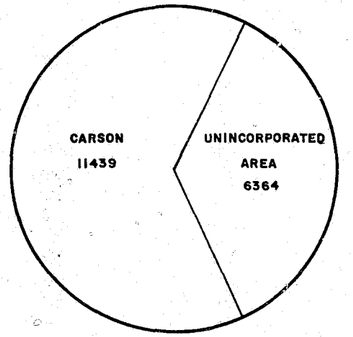

MOST FREQUENT ARRESTS

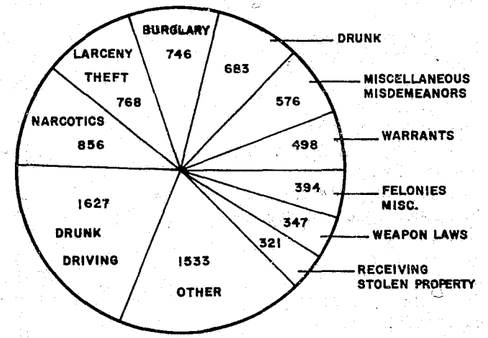

CRIME RATE

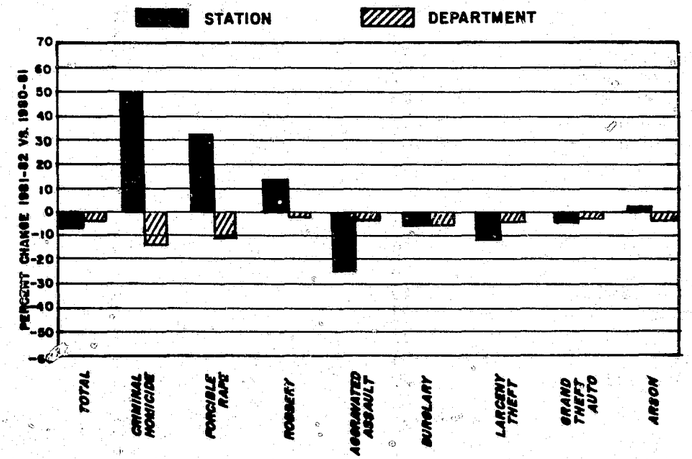

CARSON STATION

	CASES AND ARRESTS			CASE ASSIGNMENTS	
	CASES HANDLED	ADULTS ARRESTED	JUVENILES ARRESTED	ADULT DETECTIVES	JUVENILE DETECTIVES
FISCAL YEAR 1981-82	17,803	6,912	1,437	12,123	173
FISCAL YEAR 1980-81	18,157	6,015	1,549	13,358	329
FISCAL YEAR 1979-80	18,299	4,800	1,443	14,150	426
% CHANGE LAST TWO YEARS	- 2	+ 15	- 7	- 9	- 47
PART I CRIME OFFENSES					
Criminal Homicide	33	26	10	-	-
Forcible Rape	84	44	18	83	2
Robbery	641	187	79	657	-
Aggravated Assault	711	231	47	681	-
Burglary	2,655	408	338	2,684	1
Larceny Theft	3,552	584	184	3,374	142
Grand Theft Auto	1,343	181	8	1,418	-
Arson	96	12	3	8	-
Sub-Total	9,115	1,673	767	8,905	145
ALL OTHER OFFENSES					
Checks (Worthless)	743	9	-	743	-
Forgery	64	62	4	16	-
Sex Felonies	32	17	5	25	-
Sex Misdemeanors	45	17	5	41	-
Assaults, Non-Aggravated	292	114	26	276	-
Weapon Laws	361	291	56	190	-
Defrauding, Misdemeanor	27	9	-	20	-
Offenses Against Family	11	-	-	4	-
Narcotics	1,530	751	105	90	4
Liquor Laws	53	22	19	10	-
Drunk	551	629	54	38	-
Disorderly Conduct	119	38	14	50	1
Loitering	1	-	-	-	-
Gambling	24	29	3	3	-
Drunk Driving	1,582	1,584	43	26	-
Vehicle Laws	147	54	21	45	-
Malicious Mischief	677	20	16	635	1
Warrants	-	489	9	-	-
Receiving Stolen Property	71	244	77	202	-
Federal Offenses W/O Money	7	1	-	7	-
Federal Offenses With Money	6	-	-	6	-
Felonies, Miscellaneous	112	357	37	104	-
Misdemeanors, Miscellaneous	106	502	74	39	1
Sub-Total	6,561	5,239	568	2,570	7
NON-CRIMINAL					
Persons Missing	362	-	-	284	2
Juvenile, Non-Criminal	10	-	102	10	-
Commitments	-	-	-	-	-
Miscellaneous, Non-Criminal	740	-	-	323	19
Suicide and Attempt	22	-	-	15	-
Mentally Ill	87	-	-	1	-
Accidents, Traffic	795	-	-	-	-
Accidents, Miscellaneous	70	-	-	15	-
Persons Dead	41	-	-	-	-
Sub-Total	2,127	-	102	648	21

CARSON STATION

	Carson-Unincorporated			City of Carson		
	CASES HANDLED	ADULTS ARRESTED	JUVENILES ARRESTED	CASES HANDLED	ADULTS ARRESTED	JUVENILES ARRESTED
FISCAL YEAR 1981-82	6,364	2,905	508	11,439	4,007	929
FISCAL YEAR 1980-81	6,537	2,258	490	11,620	3,757	1,059
FISCAL YEAR 1979-80	6,364	1,804	500	11,935	2,996	943
% CHANGE LAST TWO YEARS	- 3	+ 29	+ 4	- 2	+ 7	- 12
PART I CRIME OFFENSES						
Criminal Homicide	14	11	-	19	15	10
Forcible Rape	39	20	7	45	24	11
Robbery	285	98	26	356	89	53
Aggravated Assault	317	107	16	394	124	31
Burglary	909	177	124	1,746	231	214
Larceny Theft	1,275	238	63	2,277	346	121
Grand Theft Auto	583	85	33	760	96	55
Arson	44	5	1	52	7	2
Sub-Total	3,466	741	270	5,649	932	497
ALL OTHER OFFENSES						
Checks (Worthless)	232	1	-	511	8	-
Forgery	22	17	-	42	45	4
Sex Felonies	10	4	1	22	13	4
Sex Misdemeanors	21	7	-	24	10	5
Assaults, Non-Aggravated	94	42	7	198	72	19
Weapon Laws	186	158	22	175	133	34
Defrauding, Misdemeanors	11	5	-	16	4	-
Offenses Against Family	6	-	-	5	-	-
Narcotics	852	451	43	678	300	62
Liquor Laws	19	16	7	34	6	12
Drunk	228	269	15	323	360	39
Disorderly Conduct	38	14	1	81	24	13
Loitering	-	-	-	1	-	-
Gambling	22	24	2	2	5	1
Drunk Driving	321	369	6	1,261	1,215	37
Vehicle Laws	50	19	6	97	35	15
Malicious Mischief	206	7	4	471	13	12
Warrants	-	202	2	-	287	7
Receiving Stolen Property	33	128	34	38	116	43
Federal Offenses W/O Money	3	-	-	4	1	-
Federal Offenses With Money	2	-	-	4	-	-
Felonies, Miscellaneous	38	195	18	74	162	19
Misdemeanors, Miscellaneous	46	236	23	60	266	51
Sub-Total	2,440	2,164	191	4,121	3,075	377
NON-CRIMINAL						
Persons Missing	120	-	-	242	-	-
Juvenile, Non-Criminal	5	-	47	5	-	55
Commitments	-	-	-	-	-	-
Miscellaneous, Non-Criminal	253	-	-	487	-	-
Suicide and Attempt	5	-	-	17	-	-
Mentally Ill	49	-	-	38	-	-
Accidents, Traffic	-	-	-	795	-	-
Accidents, Miscellaneous	7	-	-	63	-	-
Persons Dead	19	-	-	22	-	-
Sub-Total	458	-	47	1,669	-	55

CARSON STATION
OFFENSES BY REPORTING DISTRICT

	Carson								
	1610	1611	1612	1613	1614	1615	1616	1617	1618
PART I CRIME OFFENSES									
Criminal Homicide	-	2	-	-	3	2	2	2	2
Forcible Rape	3	1	-	-	3	12	1	2	6
Robbery	17	10	-	21	34	28	12	30	26
Aggravated Assault	16	3	1	25	36	40	28	24	37
Burglary	104	73	2	72	95	222	151	134	130
Larceny Theft	149	112	-	117	150	154	74	132	171
Grand Theft Auto	58	43	-	35	35	67	55	35	47
Arson	2	5	-	2	7	2	1	1	8
Sub-Total	349	249	3	272	363	527	324	361	427
ALL OTHER OFFENSES									
Checks (Worthless)	2	-	-	82	-	3	-	73	81
Forgery	-	-	-	2	5	-	1	1	4
Sex Felonies	-	-	-	-	1	2	3	3	-
Sex Misdemeanors	-	-	-	-	-	-	-	4	3
Assaults, Non-Aggravated	6	4	-	5	10	15	21	12	19
Weapons Laws	12	9	-	10	12	17	14	11	17
Defrauding, Misdemeanors	-	1	-	-	5	2	-	1	-
Offenses Against Family	-	-	-	-	2	-	-	-	-
Narcotics	70	38	-	33	67	64	23	30	86
Liquor Laws	2	-	-	1	5	-	1	6	2
Drunk	14	7	-	7	26	25	9	25	57
Disorderly Conduct	1	-	-	2	7	10	2	6	8
Loitering	-	-	-	1	-	-	-	-	-
Gambling	-	-	-	-	1	-	-	-	-
Drunk Driving	40	17	-	21	83	38	18	159	242
Vehicle Laws	4	-	-	4	9	9	5	10	16
Malicious Mischief	20	4	-	19	39	45	29	37	36
Warrants	-	-	-	-	-	-	-	-	-
Receiving Stolen Property	2	2	-	-	2	2	4	2	6
Federal Offenses W/O Money	-	-	-	-	-	-	-	-	1
Federal Offenses With Money	-	-	-	-	-	-	2	-	-
Felonies, Miscellaneous	2	6	-	2	6	6	2	6	6
Misdemeanors, Miscellaneous	7	1	-	-	4	2	6	2	6
Sub-Total	182	89	-	189	284	240	140	388	590
NON-CRIMINAL									
Persons Missing	12	8	-	7	19	32	21	16	18
Juvenile, Non-Criminal	-	-	-	-	-	1	1	-	-
Commitments	-	-	-	-	-	-	-	-	-
Miscellaneous, Non-Criminal	36	7	-	15	36	40	38	36	38
Suicide and Attempt	2	-	-	1	-	-	3	2	2
Mentally Ill	2	1	-	2	2	3	5	2	6
Accidents, Traffic	63	25	-	30	63	34	27	92	61
Accidents, Miscellaneous	-	1	-	1	2	2	3	9	11
Persons Dead	2	-	-	3	2	-	1	1	1
Sub-Total	117	42	-	59	124	112	99	158	137

CARSON STATION
OFFENSES BY REPORTING DISTRICT

	Carson							
	1619	1620	1621	1622	1623	1624	1625	1626
PART I CRIME OFFENSES								
Criminal Homicide	-	-	-	1	-	3	1	-
Forcible Rape	3	4	-	-	1	6	3	-
Robbery	16	32	6	24	26	45	26	3
Aggravated Assault	10	37	17	19	15	45	33	8
Burglary	17	144	26	123	102	184	154	13
Larceny Theft	283	222	72	81	149	203	180	28
Grand Theft Auto	69	65	19	44	33	71	70	14
Arson	-	3	1	6	3	2	6	2
Sub-Total	398	507	141	298	329	559	473	68
ALL OTHER OFFENSES								
Checks (Worthless)	145	3	6	3	39	68	5	1
Forgery	18	6	-	1	-	1	3	-
Sex Felonies	-	2	-	4	1	2	4	-
Sex Misdemeanors	-	1	-	2	7	7	-	-
Assaults, Non-Aggravated	12	15	2	11	12	32	22	-
Weapon Laws	3	12	1	7	7	20	21	2
Defrauding, Misdemeanor	-	3	1	-	-	-	2	1
Offenses Against Family	-	-	-	-	-	2	1	-
Narcotics	21	43	5	28	28	54	82	6
Liquor Laws	-	3	-	3	4	5	1	1
Drunk	8	23	2	20	21	38	41	-
Disorderly Conduct	2	10	-	7	4	16	5	1
Loitering	-	-	-	-	-	-	-	-
Gambling	-	-	-	-	-	1	-	-
Drunk Driving	1	64	20	71	101	211	158	17
Vehicle Laws	-	8	3	4	6	13	5	1
Malicious Mischief	8	43	8	31	29	60	54	9
Warrants	-	-	-	-	-	-	-	-
Receiving Stolen Property	3	2	-	1	1	5	6	-
Federal Offenses W/O Money	-	-	-	-	2	1	-	-
Federal Offenses With Money	-	-	1	-	-	1	-	-
Felonies, Miscellaneous	9	6	1	3	3	3	12	1
Misdemeanors, Miscellaneous	1	5	1	6	2	12	4	1
Sub-Total	231	249	51	202	267	552	426	41
NON-CRIMINAL								
Persons Missing	-	26	1	22	22	21	17	-
Juvenile, Non-Criminal	-	-	-	-	-	1	2	-
Commitments	-	-	-	-	-	-	-	-
Miscellaneous, Non-Criminal	14	45	13	20	29	56	57	7
Suicide and Attempt	-	2	-	2	2	1	-	-
Mentally Ill	1	3	-	5	2	3	1	-
Accidents, Traffic	4	62	21	58	61	82	77	35
Accidents, Miscellaneous	-	5	1	4	2	6	15	1
Persons Dead	-	-	1	3	1	4	3	-
Sub-Total	19	143	37	114	119	174	172	43

CARSON STATION
OFFENSES BY REPORTING DISTRICT

Unincorporated

	1686	1687	1688	1689	1690	1691	1692	1693	1694	1695
PART I CRIME OFFENSES										
Criminal Homicide	-	1	-	2	3	1	4	-	2	-
Forcible Rape	2	4	1	11	5	8	2	-	1	1
Robbery	35	28	4	61	32	35	9	-	8	4
Aggravated Assault	13	28	5	88	63	30	9	1	32	5
Burglary	116	51	32	144	110	52	85	15	64	6
Larceny Theft	132	44	32	87	144	96	182	15	86	44
Grand Theft Auto	64	40	25	57	95	29	115	13	25	15
Arson	3	3	1	15	8	4	2	3	-	1
Sub-Total	365	199	100	465	460	255	408	47	218	76
ALL OTHER OFFENSES										
Checks (Worthless)	1	2	-	-	-	168	1	1	-	-
Forgery	2	1	-	2	2	5	3	2	1	-
Sex Felonies	-	-	1	1	1	2	-	-	2	1
Sex Misdemeanors	-	1	-	1	3	-	-	1	-	1
Assaults, Non-Aggravated	6	11	8	19	7	7	4	1	6	6
Weapon Laws	20	21	7	48	25	27	10	1	11	2
Defrauding, Misdemeanor	-	-	-	-	2	-	-	-	2	-
Offenses Against Family	-	-	-	1	2	-	-	-	1	1
Narcotics	57	112	50	263	180	112	12	5	23	1
Liquor Laws	1	2	-	3	3	4	-	-	3	1
Drunk	19	23	11	39	39	18	6	-	25	5
Disorderly Conduct	4	-	1	8	7	-	1	-	4	3
Loitering	-	-	-	-	-	-	-	-	-	-
Gambling	-	3	-	6	8	5	-	-	-	-
Drunk Driving	46	36	23	61	46	31	10	4	24	-
Vehicle Laws	5	4	4	7	10	9	1	1	4	-
Malicious Mischief	6	8	10	42	24	16	19	2	11	3
Warrants	-	-	-	-	-	-	-	-	-	-
Receiving Stolen Property	2	4	2	7	7	6	1	1	2	-
Federal Offenses W/O Money	1	1	-	-	-	-	-	-	1	-
Federal Offenses With Money	-	-	-	-	1	-	-	-	-	-
Felonies, Miscellaneous	6	1	1	5	6	2	2	-	2	1
Misdemeanors, Miscellaneous	2	2	2	11	2	6	2	-	4	1
Sub-Total	178	232	120	524	375	418	72	19	126	26
NON-CRIMINAL										
Persons Missing	7	16	2	33	14	5	2	-	5	2
Juvenile, Non-Criminal	-	1	1	1	-	-	-	-	-	-
Commitments	-	-	-	-	-	-	-	-	-	-
Miscellaneous, Non-Criminal	41	21	8	36	21	18	24	2	12	7
Suicide and Attempt	-	-	-	-	2	-	-	-	-	-
Mentally Ill	6	1	1	12	6	7	-	1	1	3
Accidents, Traffic	-	-	-	-	-	-	-	-	-	-
Accidents, Miscellaneous	2	1	-	1	-	2	-	-	-	-
Persons Dead	1	2	-	2	1	1	4	-	-	6
Sub-Total	57	42	12	85	44	33	30	3	18	18

CARSON STATION
OFFENSES BY REPORTING DISTRICTS

Unincorporated

	1696	1697	1698
PART I CRIME OFFENSES			
Criminal Homicide	-	1	-
Forcible Rape	3	1	-
Robbery	28	21	20
Aggravated Assault	23	9	11
Burglary	86	86	62
Larceny Theft	116	139	158
Grand Theft Auto	25	58	22
Arson	-	3	1
Sub-Total	281	318	274
ALL OTHER OFFENSES			
Checks (Worthless)	4	15	40
Forgery	-	2	2
Sex Felonies	1	1	-
Sex Misdemeanors	3	6	5
Assaults, Non-Aggravated	6	3	10
Weapon Laws	6	3	5
Defrauding, Misdemeanor	3	1	3
Offenses Against Family	1	-	-
Narcotics	16	8	13
Liquor Laws	1	1	-
Drunk	28	7	8
Disorderly Conduct	3	2	5
Loitering	-	-	-
Gambling	-	-	-
Drunk Driving	27	11	2
Vehicle Laws	2	2	1
Malicious Mischief	20	28	17
Warrants	-	-	-
Receiving Stolen Property	-	1	-
Federal Offenses W/O Money	-	-	-
Federal Offenses With Money	1	-	-
Felonies, Miscellaneous	5	5	2
Misdemeanors, Miscellaneous	8	4	2
Sub-Total	135	100	115
NON-CRIMINAL			
Persons Missing	13	17	4
Juvenile, Non-Criminal	-	2	-
Commitments	-	-	-
Miscellaneous, Non-Criminal	28	21	14
Suicide and Attempt	1	2	-
Mentally Ill	4	4	3
Accidents, Traffic	-	-	-
Accidents, Miscellaneous	-	-	1
Persons Dead	1	1	-
Sub-Total	47	47	22

CARSON STATION

PART I OFFENSES CLEARED

ACTUAL KNOWN OFFENSES	STATION TOTAL	UNINCORPORATED	CARSON
TOTAL PART I OFFENSES	9,101	3,459	5,642
Number Cleared	1,347	543	804
Percent Cleared	14.8	15.7	14.3
CRIMINAL HOMICIDE	33	14	19
Number Cleared	15	5	10
Percent Cleared	45.5	35.7	52.6
FORCIBLE RAPE	84	39	45
Number Cleared	43	22	21
Percent Cleared	51.2	56.4	46.7
ROBBERY	638	284	354
Number Cleared	152	60	92
Percent Cleared	23.8	21.1	26.0
AGGRAVATED ASSAULT	711	317	394
Number Cleared	407	189	218
Percent Cleared	57.2	59.6	55.3
BURGLARY	2,652	908	1,744
Number Cleared	347	121	226
Percent Cleared	13.1	13.3	13.0
LARCENY THEFT	3,550	1,274	2,276
Number Cleared	305	116	189
Percent Cleared	8.6	9.1	8.3
GRAND THEFT AUTO	1,337	579	758
Number Cleared	78	30	48
Percent Cleared	5.8	5.2	6.3

STOLEN AND RECOVERED PROPERTY

	AMOUNT STOLEN	AMOUNT RECOVERED	PERCENT
TOTAL	$13,380,398	$2,525,992	18.9
Robbery	971,339	147,857	15.2
Burglary	3,794,361	99,754	2.6
Larceny	3,034,945	168,591	5.6
Auto Theft	5,563,569	2,109,632	37.9
Rape	16,184	158	.1

CARSON STATION

TRAFFIC ACCIDENT AND ENFORCEMENT SUMMARY

	TRAFFIC ACCIDENTS 1981-82	1980-81
STATION TOTAL		
Total	795	742
Fatality	11	8
Injury	459	428
Non-Injury	325	306
CARSON		
Total	795	742
Fatality	11	8
Injury	459	428
Non-Injury	325	306

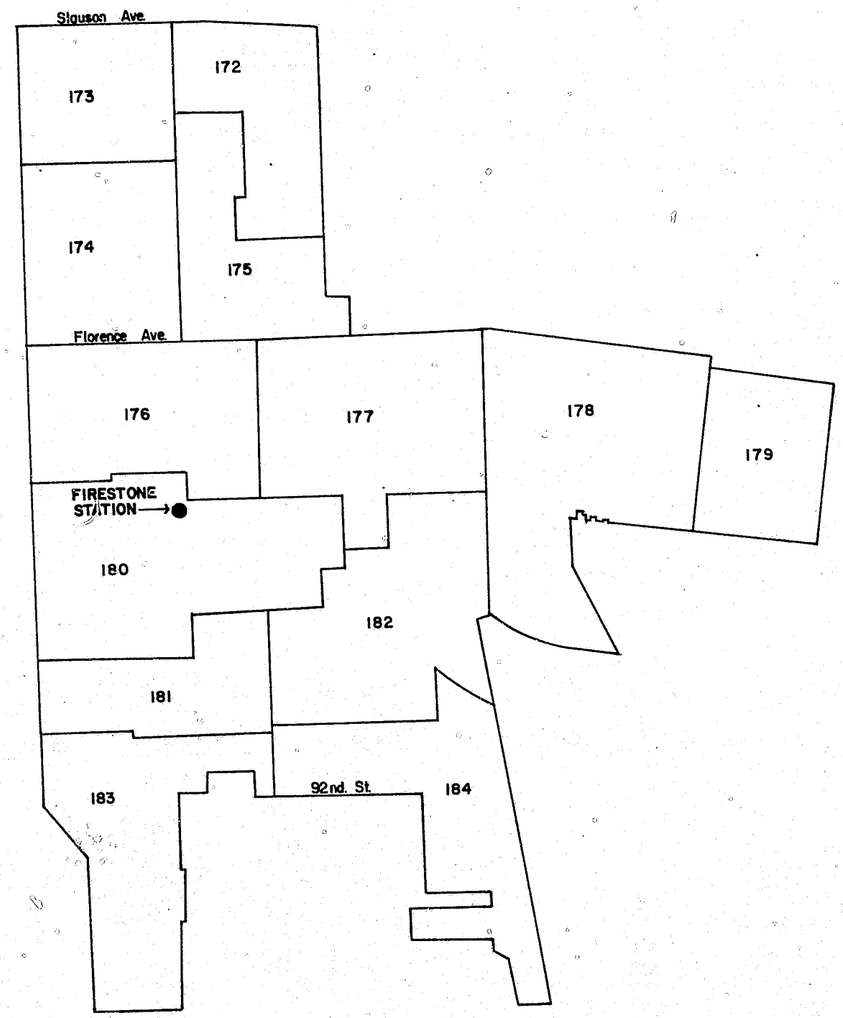

FIRESTONE AREA

Preceding page blank

FIRESTONE STATION

SYNOPSIS

	FISCAL YEAR 1981-82	FISCAL YEAR 1980-81	PERCENT CHANGE
PART I OFFENSES			
Crime Rate per 10,000 Population	672.76	675.58	-
NUMBER OF CASES HANDLED			
Criminal Homicide	28	38	- 26
Forcible Rape	65	54	+ 20
Robbery	520	509	+ 2
Aggravated Assault	860	759	+ 13
Burglary	1,247	1,296	- 4
Larceny Theft	787	871	- 10
Grand Theft Auto	492	483	+ 2
Arson	62	68	- 9
TOTAL CASES HANDLED	8,444	8,166	+ 3
ADULT ARRESTS	5,321	5,023	+ 6
JUVENILE ARRESTS	1,261	1,253	+ 1
CASE ASSIGNMENTS TO ADULT DETECTIVES	5,296	5,534	- 4
CASE ASSIGNMENTS TO JUVENILE DETECTIVES	101	265	- 62

	AREA IN SQUARE MILES	POPULATION 1981-82	CRIME RATE PER 10,000 PART I OFFENSES 1981-82	1980-81	PERCENT CHANGE
Total Area	4.17	60,363	672.76	675.58	-

	1981-82 CASES	1980-81 CASES	1981-82 RATE PER 10,000	1980-81 RATE PER 10,000	PERCENT CHANGE
Criminal Homicide	28	38	4.64	6.30	- 26
Forcible Rape	65	54	10.77	8.95	+ 20
Robbery	520	509	86.15	84.32	+ 2
Aggravated Assault	860	759	142.47	125.74	+ 13
Burglary	1,247	1,296	206.58	214.70	- 4
Larceny Theft	787	871	130.38	144.29	- 10
Grand Theft Auto	492	483	81.51	80.02	+ 2
Arson	62	68	10.27	11.27	- 9
Total	4,061	4,078	672.76	675.58	-

FIRESTONE STATION

MOST FREQUENT CASES HANDLED

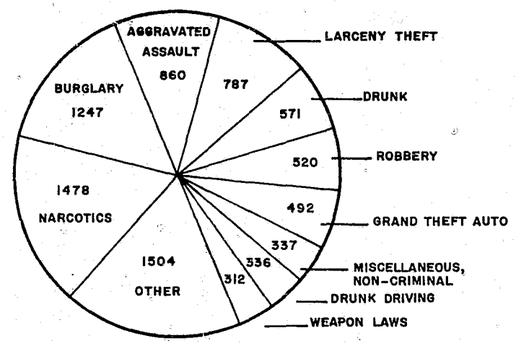

MOST FREQUENT ARRESTS



CRIME RATE

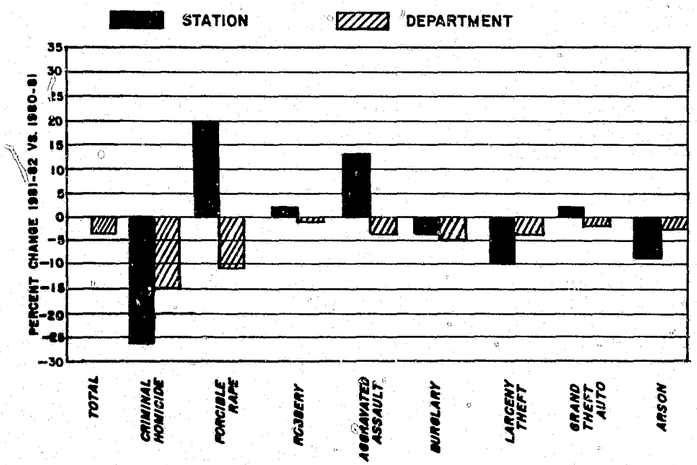

FIRESTONE STATION

	CASES AND ARRESTS			CASE ASSIGNMENTS	
	CASES HANDLED	ADULTS ARRESTED	JUVENILES ARRESTED	ADULT DETECTIVES	JUVENILE DETECTIVES
FISCAL YEAR 1981-82	8,444	5,321	1,261	5,296	101
FISCAL YEAR 1980-81	8,166	5,023	1,253	5,534	265
FISCAL YEAR 1979-80	7,927	4,946	1,151	5,279	457
% CHANGE LAST TWO YEARS	+ 3	+ 6	+ 1	- 4	- 62
PART I CRIME OFFENSES					
Criminal Homicide	28	23	7	-	-
Forcible Rape	65	26	4	64	1
Robbery	520	163	91	539	3
Aggravated Assault	860	377	100	829	3
Burglary	1,247	216	226	1,260	1
Larceny Theft	787	150	77	722	68
Grand Theft Auto	492	215	80	557	-
Arson	62	8	-	7	-
Sub-Total	4,061	1,178	585	3,978	76
ALL OTHER OFFENSES					
Checks (Worthless)	3	7	-	3	-
Forgery	63	80	1	17	-
Sex Felonies	22	16	4	19	-
Sex Misdemeanors	23	11	4	17	-
Assaults, Non-Aggravated	152	97	29	136	-
Weapon Laws	312	263	41	170	4
Defrauding, Misdemeanor	1	-	-	1	-
Offenses Against Family	13	2	-	10	-
Narcotics	1,478	1,082	126	85	4
Liquor Laws	71	29	39	21	1
Drunk	571	848	49	21	2
Disorderly Conduct	36	22	16	16	1
Loitering	3	-	-	2	-
Gambling	62	73	1	1	-
Drunk Driving	336	417	4	5	-
Vehicle Laws	126	115	25	37	-
Malicious Mischief	272	12	24	250	-
Warrants	-	210	3	-	-
Receiving Stolen Property	86	171	50	140	2
Federal Offenses W/O Money	8	-	-	8	-
Federal Offenses With Money	9	-	-	8	-
Felonies, Miscellaneous	45	402	34	43	-
Misdemeanors, Miscellaneous	93	286	86	27	2
Sub-Total	3,785	4,143	536	1,037	16
NON-CRIMINAL					
Persons Missing	173	-	31	115	8
Juvenile, Non-Criminal	9	-	109	9	-
Commitments	-	-	-	-	-
Miscellaneous, Non-Criminal	337	-	-	144	1
Suicide and Attempt	6	-	-	6	-
Mentally Ill	20	-	-	-	-
Accidents, Traffic	-	-	-	-	-
Accidents, Miscellaneous	10	-	-	7	-
Persons Dead	43	-	-	-	-
Sub-Total	598	-	140	281	9

FIRESTONE STATION
OFFENSES BY REPORTING DISTRICT

	Unincorporated									
	0171	0172	0173	0174	0175	0176	0177	0178	0179	0180
PART I CRIME OFFENSES										
Criminal Homicide	-	1	-	6	2	2	1	5	-	3
Forcible Rape	-	3	6	7	3	4	2	6	-	10
Robbery	2	17	29	38	29	71	50	45	2	55
Aggravated Assault	16	19	48	64	38	112	76	57	2	110
Burglary	1	55	74	126	83	123	110	162	37	133
Larceny Theft	3	36	66	59	47	110	66	87	16	55
Grand Theft Auto	4	20	34	45	27	53	52	62	14	55
Arson	-	2	2	3	5	3	4	5	-	17
Sub-Total	26	153	259	348	234	478	361	429	71	438
ALL OTHER OFFENSES										
Checks (Worthless)	3	-	-	-	-	-	-	-	-	-
Forgery	-	1	3	1	-	6	6	5	-	5
Sex Felonies	-	-	2	3	1	3	2	3	-	2
Sex Misdemeanors	-	1	1	1	2	2	3	2	1	2
Assaults, Non-Aggravated	3	4	12	13	10	17	8	17	2	21
Weapon Laws	14	5	15	33	13	36	21	17	4	39
Defrauding, Misdemeanor	-	-	-	-	-	-	-	1	-	-
Offenses Against Family	-	1	-	1	-	1	-	1	-	4
Narcotics	83	26	67	100	33	205	78	77	6	168
Liquor Laws	-	3	-	3	4	5	12	8	2	5
Drunk	15	12	25	42	35	63	57	70	5	92
Disorderly Conduct	1	2	-	5	-	4	1	3	3	10
Loitering	-	-	-	2	-	1	-	-	-	-
Gambling	-	3	7	18	-	12	-	-	-	11
Drunk Driving	5	15	19	32	20	40	54	58	3	43
Vehicle Laws	5	2	1	10	8	14	17	11	1	17
Malicious Mischief	1	5	17	16	12	32	24	45	7	21
Warrants	-	-	-	-	-	-	-	-	-	-
Receiving Stolen Property	1	2	5	8	6	14	4	2	-	13
Federal Offenses W/O Money	-	-	1	2	1	-	3	-	-	-
Federal Offenses With Money	-	-	2	3	-	1	-	-	-	1
Felonies, Miscellaneous	3	1	2	3	3	3	5	9	3	7
Misdemeanors, Miscellaneous	-	2	3	10	13	9	8	12	2	8
Sub-Total	134	85	182	306	161	468	303	341	39	469
NON-CRIMINAL										
Persons Missing	2	3	6	17	16	13	21	11	4	27
Juvenile, Non-Criminal	-	-	-	1	1	-	1	1	-	1
Commitments	-	-	-	-	-	-	-	-	-	-
Miscellaneous, Non-Criminal	7	16	21	33	13	36	25	55	7	41
Suicide and Attempt	-	1	-	-	1	-	1	1	-	1
Mentally Ill	-	-	-	1	-	3	-	1	2	5
Accidents, Traffic	-	-	-	-	-	-	-	-	-	-
Accidents, Miscellaneous	-	1	-	1	-	2	2	1	-	-
Persons Dead	-	1	6	5	2	3	2	2	2	8
Sub-Total	9	22	33	58	33	57	52	72	15	83

FIRESTONE STATION
OFFENSES BY REPORTING DISTRICT

	Unincorporated			
	0181	0182	0183	0184
PART I CRIME OFFENSES				
Criminal Homicide	1	2	1	4
Forcible Rape	4	10	9	1
Robbery	32	54	45	51
Aggravated Assault	46	101	113	58
Burglary	89	104	84	66
Larceny Theft	40	88	52	62
Grand Theft Auto	32	43	29	22
Arson	5	7	7	2
Sub-Total	249	409	340	266
ALL OTHER OFFENSES				
Checks (Worthless)	-	-	-	-
Forgery	4	26	3	3
Sex Felonies	1	-	4	1
Sex Misdemeanors	1	1	5	1
Assaults, Non-Aggravated	10	16	12	7
Weapon Laws	23	26	42	24
Defrauding, Misdemeanor	-	-	-	-
Offenses Against Family	1	-	-	4
Narcotics	121	98	258	158
Liquor Laws	7	11	8	3
Drunk	41	42	39	33
Disorderly Conduct	4	-	3	-
Loitering	-	-	-	-
Gambling	4	3	-	4
Drunk Driving	15	13	11	8
Vehicle Laws	4	13	14	9
Malicious Mischief	29	21	28	14
Warrants	-	-	-	-
Receiving Stolen Property	6	5	11	9
Federal Offenses W/O Money	-	1	-	-
Federal Offenses With Money	1	1	-	-
Felonies, Miscellaneous	1	-	4	1
Misdemeanors, Miscellaneous	8	5	5	8
Sub-Total	281	282	447	287
NON-CRIMINAL				
Persons Missing	16	20	8	9
Juvenile, Non-Criminal	1	2	1	-
Commitments	-	-	-	-
Miscellaneous, Non-Criminal	13	25	29	16
Suicide and Attempt	-	1	-	-
Mentally Ill	2	2	3	1
Accidents, Traffic	-	-	-	-
Accidents, Miscellaneous	2	-	1	-
Persons Dead	3	3	4	2
Sub-Total	37	53	46	28

FIRESTONE STATION
PART I OFFENSES CLEARED

ACTUAL KNOWN OFFENSES	STATION TOTAL
TOTAL PART I OFFENSES	4,055
Number Cleared	1,219
Percent Cleared	30.1
CRIMINAL HOMICIDE	25
Number Cleared	20
Percent Cleared	80.0
FORCIBLE RAPE	65
Number Cleared	26
Percent Cleared	40.0
ROBBERY	520
Number Cleared	148
Percent Cleared	28.5
AGGRAVATED ASSAULT	860
Number Cleared	646
Percent Cleared	75.1
BURGLARY	1,246
Number Cleared	207
Percent Cleared	16.6
LARCENY THEFT	787
Number Cleared	130
Percent Cleared	16.5
GRAND THEFT AUTO	490
Number Cleared	42
Percent Cleared	8.6

STOLEN AND RECOVERED PROPERTY

	AMOUNT STOLEN	AMOUNT RECOVERED	PERCENT
TOTAL	$2,737,708	$522,540	19.1
Robbery	403,957	76,641	19.0
Burglary	912,304	50,500	5.5
Larceny Theft	309,249	57,938	18.7
Auto Theft	1,106,926	336,430	30.4
Rape	5,272	1,031	19.6

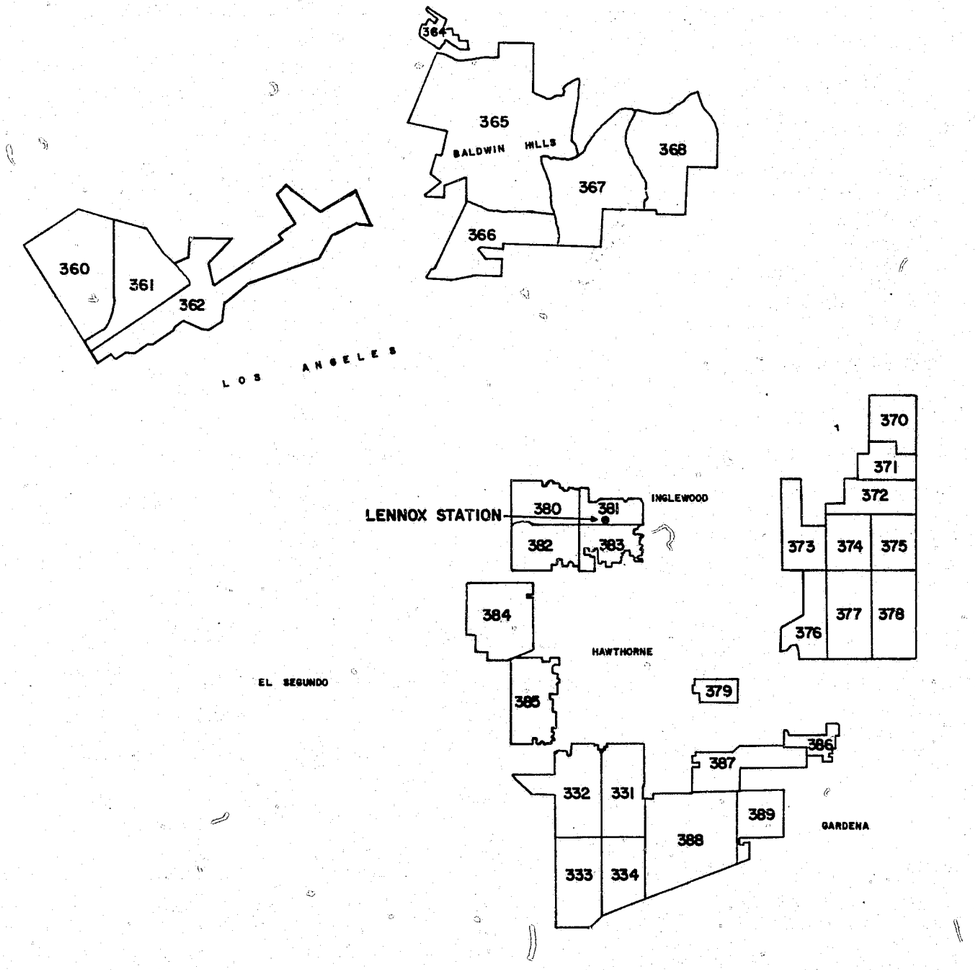

LENNOX AREA

Preceding page blank

LENNOX STATION

SYNOPSIS

	FISCAL YEAR 1981-82	FISCAL YEAR 1980-81	PERCENT CHANGE
PART I OFFENSES			
Crime Rate per 10,000 Population	829.72	917.21	- 10
NUMBER OF CASES HANDLED			
Criminal Homicide	35	39	- 10
Forcible Rape	142	171	- 17
Robbery	1,142	1,104	+ 3
Aggravated Assault	1,229	1,442	- 15
Burglary	3,230	3,717	- 13
Larceny Theft	3,206	3,518	- 9
Grand Theft Auto	1,405	1,472	- 5
Arson	109	142	- 23
TOTAL CASES HANDLED	19,028	20,655	- 8
ADULT ARRESTS	7,077	7,136	- 1
JUVENILE ARRESTS	1,411	1,883	- 25
CASE ASSIGNMENTS TO ADULT DETECTIVES	14,098	15,793	- 11
CASE ASSIGNMENTS TO JUVENILE DETECTIVES	253	432	- 41

	AREA IN SQUARE MILES	POPULATION 1981-82	CRIME RATE PER 10,000 PART I OFFENSES 1981-82	1980-81	PERCENT CHANGE
Total Area	16.21	126,525	829.72	917.21	- 10
Unincorporated Area	14.28	103,194	744.13	941.43	- 21
Lawndale	1.93	23,331	711.07	810.08	- 12

	1981-82 CASES	1980-81 CASES	1981-82 RATE PER 10,000	1980-81 RATE PER 10,000	PERCENT CHANGE
Criminal Homicide	35	39	2.77	3.08	- 10
Forcible Rape	142	171	11.22	13.52	- 17
Robbery	1,142	1,104	90.26	87.26	+ 3
Aggravated Assault	1,229	1,442	97.13	113.97	- 15
Burglary	3,230	3,717	255.29	293.78	- 13
Larceny Theft	3,206	3,518	253.39	278.05	- 9
Grand Theft Auto	1,405	1,472	111.05	116.34	- 5
Arson	109	142	8.61	11.22	- 23
Total	10,498	11,605	829.72	917.21	- 10

LENNOX STATION

MOST FREQUENT CASES HANDLED

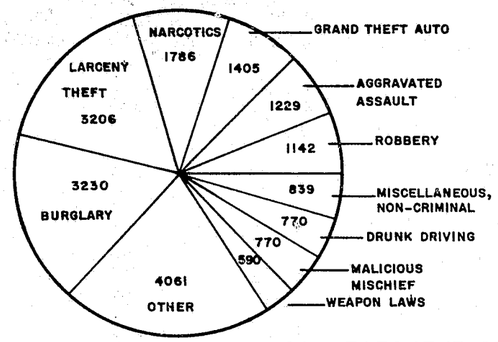

CASES HANDLED BY LOCATION

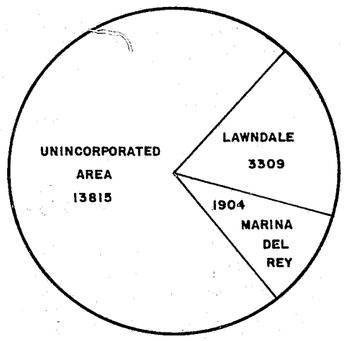

MOST FREQUENT ARRESTS

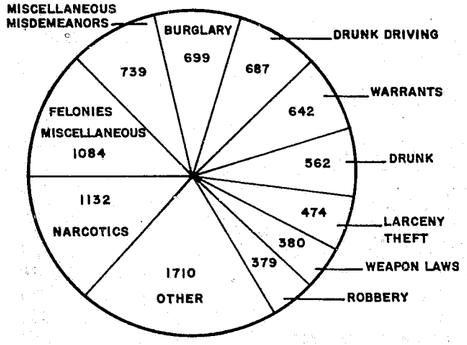

CRIME RATE

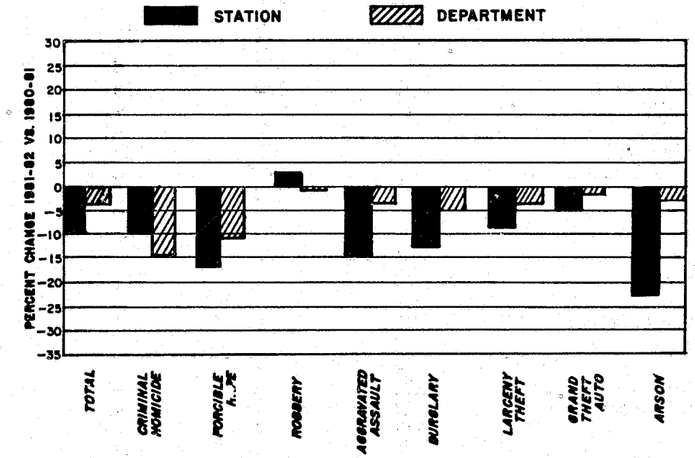

LENNOX STATION

	CASES AND ARRESTS			CASE ASSIGNMENTS	
	CASES HANDLED	ADULTS ARRESTED	JUVENILES ARRESTED	ADULT DETECTIVES	JUVENILE DETECTIVES
FISCAL YEAR 1981-82	19,028	7,077	1,411	14,098	253
FISCAL YEAR 1980-81	20,655	7,136	1,883	15,793	432
FISCAL YEAR 1979-80	20,920	6,070	2,116	16,723	480
% CHANGE LAST TWO YEARS	- 8	- 1	- 25	- 11	- 41
PART I CRIME OFFENSES					
Criminal Homicide	35	21	1	1	-
Forcible Rape	142	20	6	141	-
Robbery	1,142	246	133	1,192	10
Aggravated Assault	1,229	297	59	1,185	6
Burglary	3,230	416	283	3,308	13
Larceny Theft	3,206	336	138	3,046	187
Grand Theft Auto	1,405	178	65	1,523	-
Arson	109	5	1	9	-
Sub-Total	10,498	1,519	686	10,405	216
ALL OTHER OFFENSES					
Checks (Worthless)	516	22	1	510	-
Forgery	160	89	6	46	-
Sex Felonies	41	21	3	29	-
Sex Misdemeanors	131	122	4	45	-
Assaults, Non-Aggravated	416	148	28	405	1
Weapon Laws	590	342	38	285	-
Defrauding, Misdemeanor	13	2	-	7	-
Offenses Against Family	22	1	-	21	-
Narcotics	1,786	1,018	114	138	2
Liquor Laws	45	6	9	18	-
Drunk	556	541	21	26	2
Disorderly Conduct	167	25	12	87	1
Loitering	2	-	-	1	-
Gambling	84	63	-	5	-
Drunk Driving	770	680	7	11	-
Vehicle Laws	177	90	11	59	2
Malicious Mischief	770	31	12	682	1
Warrants	1	632	10	1	-
Receiving Stolen Property	150	164	74	235	2
Federal Offenses W/O Money	11	-	-	11	-
Federal Offenses With Money	8	-	-	8	-
Felonies, Miscellaneous	127	952	132	112	-
Misdemeanors, Miscellaneous	159	609	130	50	1
Sub-Total	6,702	5,558	612	2,792	12
NON-CRIMINAL					
Persons Missing	401	-	2	280	6
Juvenile, Non-Criminal	18	-	111	17	2
Commitments	-	-	-	-	-
Miscellaneous, Non-Criminal	839	-	-	539	16
Suicide and Attempt	58	-	-	49	1
Mentally Ill	84	-	-	3	-
Accidents, Traffic	294	-	-	-	-
Accidents, Miscellaneous	22	-	-	13	-
Persons Dead	112	-	-	-	-
Sub-Total	1,828	-	113	901	25

LENNOX STATION

	Lennox-Unincorporated			City of Lawndale		
	CASES HANDLED	ADULTS ARRESTED	JUVENILES ARRESTED	CASES HANDLED	ADULTS ARRESTED	JUVENILES ARRESTED
FISCAL YEAR 1981-82	13,815	5,514	1,174	3,309	915	173
FISCAL YEAR 1980-81	14,733	5,306	1,541	3,848	1,057	227
FISCAL YEAR 1979-80	14,909	4,647	1,747	4,005	1,039	282
% CHANGE LAST TWO YEARS	- 6	+ 4	- 24	- 14	- 13	- 24
PART I CRIME OFFENSES						
Criminal Homicide	28	20	1	4	-	-
Forcible Rape	121	17	6	19	2	-
Robbery	955	213	103	138	15	16
Aggravated Assault	1,051	261	51	142	33	7
Burglary	2,422	278	236	584	51	26
Larceny Theft	1,938	260	107	573	52	24
Grand Theft Auto	1,075	147	59	183	15	5
Arson	89	4	1	16	1	-
Sub-Total	7,679	1,200	564	1,659	169	78
ALL OTHER OFFENSES						
Checks (Worthless)	384	21	1	102	1	-
Forgery	132	74	6	17	8	-
Sex Felonies	30	18	2	9	3	1
Sex Misdemeanors	113	116	2	17	5	2
Assaults, Non-Aggravated	311	113	16	77	23	12
Weapons Laws	503	308	33	43	15	3
Defrauding, Misdemeanors	3	-	-	5	1	-
Offenses Against Family	18	1	-	4	-	-
Narcotics	1,492	873	90	112	60	16
Liquor Laws	37	6	9	7	-	-
Drunk	411	409	19	103	90	-
Disorderly Conduct	114	21	9	33	2	3
Loitering	1	-	-	1	-	-
Gambling	80	61	-	4	2	-
Drunk Driving	393	367	3	267	213	3
Vehicle Laws	117	53	10	48	26	1
Malicious Mischief	557	28	8	152	1	4
Warrants	1	472	10	-	104	-
Receiving Stolen Property	118	130	60	20	18	12
Federal Offenses W/O Money	8	-	-	3	-	-
Federal Offenses With Money	7	-	-	1	-	-
Felonies, Miscellaneous	77	783	117	28	63	12
Misdemeanors, Miscellaneous	129	460	114	23	111	14
Sub-Total	5,036	4,314	509	1,076	746	83
NON-CRIMINAL						
Persons Missing	316	-	2	81	-	-
Juvenile, Non-Criminal	15	-	99	3	-	12
Commitments	-	-	-	-	-	-
Miscellaneous, Non-Criminal	579	-	-	143	-	-
Suicide and Attempt	34	-	-	15	-	-
Mentally Ill	61	-	-	12	-	-
Accidents, Traffic	-	-	-	294	-	-
Accidents, Miscellaneous	10	-	-	12	-	-
Persons Dead	85	-	-	14	-	-
Sub-Total	1,100	-	101	574	-	12

L E N N O X S T A T I O N

Marina Del Rey

	CASES HANDLED	ADULTS ARRESTED	JUVENILES ARRESTED
FISCAL YEAR 1981-82	1,904	648	64
FISCAL YEAR 1980-81	2,074	773	115
FISCAL YEAR 1979-80	2,006	384	87
% CHANGE LAST TWO YEARS	- 8	- 16	- 44
PART I CRIME OFFENSES			
Criminal Homicide	3	1	-
Forcible Rape	2	1	-
Robbery	49	18	14
Aggravated Assault	36	3	1
Burglary	224	87	21
Larceny Theft	695	24	7
Grand Theft Auto	147	16	1
Arson	4	-	-
Sub-Total	1,160	150	44
ALL OTHER OFFENSES			
Checks (Worthless)	30	-	-
Forgery	11	7	-
Sex Felonies	2	-	-
Sex Misdemeanors	1	1	-
Assaults, Non-Aggravated	28	12	-
Weapon Laws	44	19	2
Defrauding, Misdemeanor	5	1	-
Offenses Against Family	-	-	-
Narcotics	182	85	8
Liquor Laws	1	-	-
Drunk	42	42	2
Disorderly Conduct	20	2	-
Loitering	-	-	-
Gambling	-	-	-
Drunk Driving	110	100	1
Vehicle Laws	12	11	-
Malicious Mischief	61	2	-
Warrants	-	56	-
Receiving Stolen Property	12	16	2
Federal Offenses W/O Money	-	-	-
Federal Offenses With Money	-	-	-
Felonies, Miscellaneous	22	106	3
Misdemeanors, Miscellaneous	7	38	2
Sub-Total	590	498	20
NON-CRIMINAL			
Persons Missing	4	-	-
Juvenile, Non-Criminal	-	-	-
Commitments	-	-	-
Miscellaneous, Non-Criminal	117	-	-
Suicide and Attempt	9	-	-
Mentally Ill	11	-	-
Accidents, Traffic	-	-	-
Accidents, Miscellaneous	-	-	-
Persons Dead	13	-	-
Sub-Total	154	-	-

LENNOX STATION
OFFENSES BY REPORTING DISTRICT

	Lawndale				Marina			Unincorporated		
	0331	0332	0333	0334	0360	0361	0362	0321	0363	0364
PART I CRIME OFFENSES										
Criminal Homicide	1	-	2	-	2	-	1	-	-	-
Forcible Rape	3	4	6	6	1	-	1	-	-	-
Robbery	47	38	32	21	31	15	3	7	-	-
Aggravated Assault	49	25	31	37	23	11	2	15	-	1
Burglary	173	151	152	108	167	42	15	8	-	-
Larceny Theft	210	140	140	83	475	190	30	15	-	7
Grand Theft Auto	49	56	46	32	102	19	26	5	-	2
Arson	3	4	4	5	2	-	2	-	-	-
Sub-Total	535	418	413	292	803	277	80	50	-	10
ALL OTHER OFFENSES										
Checks (Worthless)	73	19	5	5	16	14	-	1	-	-
Forgery	5	6	4	2	7	3	1	-	-	-
Sex Felonies	1	4	2	2	1	1	-	-	-	-
Sex Misdemeanors	5	4	4	4	1	-	-	2	-	-
Assaults, Non-Aggravated	19	23	23	12	14	13	1	2	-	-
Weapon Laws	12	9	13	9	33	10	1	13	5	-
Defrauding, Misdemeanor	1	4	-	-	-	5	-	-	-	-
Offenses Against Family	1	1	1	1	-	-	-	-	-	-
Narcotics	43	17	34	18	122	49	11	46	2	1
Liquor Laws	3	2	2	-	-	1	-	1	1	-
Drunk	26	17	37	23	25	17	-	12	-	-
Disorderly Conduct	15	4	11	3	17	3	-	1	1	1
Loitering	1	-	-	-	-	-	-	-	-	-
Gambling	1	2	-	1	-	-	-	-	-	-
Drunk Driving	79	64	65	59	53	48	9	13	4	-
Vehicle Laws	15	7	14	12	3	7	2	6	3	-
Malicious Mischief	32	38	48	34	38	20	3	3	-	-
Warrants	-	-	-	-	-	-	-	-	-	-
Receiving Stolen Property	10	5	4	1	7	4	1	9	-	-
Federal Offenses W/O Money	2	1	-	-	-	-	-	-	-	-
Federal Offenses With Money	-	-	1	-	-	-	-	-	-	-
Felonies, Miscellaneous	9	11	3	5	15	4	3	2	-	-
Misdemeanors, Miscellaneous	5	6	6	6	5	1	1	2	-	-
Sub-Total	358	244	277	197	357	200	33	113	16	2
NON-CRIMINAL										
Persons Missing	22	19	21	19	4	-	-	3	2	-
Juvenile, Non-Criminal	2	1	-	-	-	-	-	2	-	-
Commitments	-	-	-	-	-	-	-	-	-	-
Miscellaneous, Non-Criminal	30	41	42	30	77	38	2	16	5	-
Suicide and Attempt	5	3	6	1	9	-	-	1	-	-
Mentally Ill	3	3	2	4	8	2	1	1		-
Accidents, Traffic	92	71	70	61	-	-	-	-	-	-
Accidents, Miscellaneous	5	4	3	-	-	-	-	-	-	-
Persons Dead	3	3	2	6	9	3	1	-	-	-
Sub-Total	162	145	146	121	107	43	4	23	7	-

LENNOX STATION
OFFENSES BY REPORTING DISTRICT

Unincorporated

	0365	0366	0367	0368	0370	0371	0372	0373	0374	0375
PART I CRIME OFFENSES										
Criminal Homicide	-	-	-	-	4	4	1	1	1	4
Forcible Rape	-	2	8	4	8	5	12	3	9	9
Robbery	15	54	55	51	66	81	58	51	33	70
Aggravated Assault	11	10	24	21	136	80	107	53	52	118
Burglary	36	92	117	114	217	116	197	148	88	156
Larceny Theft	73	91	100	86	95	75	75	78	53	99
Grand Theft Auto	25	47	74	64	63	51	57	71	34	59
Arson	2	1	8	-	5	5	9	6	2	15
Sub-Total	162	297	386	340	594	417	516	411	272	530
ALL OTHER OFFENSES										
Checks (Worthless)	-	61	5	1	6	15	4	-	-	-
Forgery	1	4	4	1	5	74	8	1	3	2
Sex Felonies	-	-	2	-	2	-	2	1	-	5
Sex Misdemeanors	-	1	-	-	2	-	-	-	2	-
Assaults, Non-Aggravated	1	5	12	8	21	19	20	12	19	29
Weapon Laws	7	2	32	45	56	41	49	21	16	41
Defrauding, Misdemeanor	-	-	-	-	-	1	-	1	-	-
Offenses Against Family	-	-	-	1	2	-	4	1	-	3
Narcotics	14	20	72	122	150	124	112	61	64	127
Liquor Laws	-	-	-	-	1	2	1	1	1	1
Drunk	-	3	16	13	30	24	24	8	19	22
Disorderly Conduct	4	6	9	6	8	3	7	4	8	5
Loitering	-	-	-	-	-	-	-	-	-	-
Gambling	-	-	-	1	36	7	10	-	2	22
Drunk Driving	2	8	21	20	33	17	25	10	20	14
Vehicle Laws	3	1	10	5	5	7	10	6	6	4
Malicious Mischief	10	41	30	58	31	21	27	22	25	22
Warrants	-	-	-	-	-	1	-	-	-	-
Receiving Stolen Property	1	1	4	2	14	13	10	3	5	4
Federal Offenses W/O Money	-	-	-	-	2	-	-	1	-	-
Federal Offenses With Money	-	-	-	-	-	1	-	-	-	-
Felonies, Miscellaneous	1	4	5	3	5	3	2	2	5	7
Misdemeanors, Miscellaneous	2	3	2	6	3	12	3	4	6	4
Sub-Total	46	160	224	292	410	385	318	159	201	312
NON-CRIMINAL										
Persons Missing	2	9	14	14	25	18	20	24	17	20
Juvenile, Non-Criminal	-	3	-	-	2	1	1	1	-	-
Commitments	-	-	-	-	-	-	-	-	-	-
Miscellaneous, Non-Criminal	10	20	28	24	41	31	40	23	21	41
Suicide and Attempt	1	1	1	1	3	1	2	1	-	1
Mentally Ill	-	3	5	7	3	2	4	3	-	6
Accidents, Traffic	-	-	-	-	-	-	-	-	-	-
Accidents, Miscellaneous	2	-	2	1	-	-	-	1	-	-
Persons Dead	2	2	3	7	6	6	9	1	3	4
Sub-Total	17	38	53	54	80	59	76	54	41	72

LENNOX STATION
OFFENSES BY REPORTING DISTRICT

Unincorporated

	0376	0377	0378	0379	0380	0381	0382	0383	0384	0385
PART I CRIME OFFENSES										
Criminal Homicide	1	2	3	-	3	-	2	1	-	-
Forcible Rape	1	13	10	-	8	2	3	5	3	-
Robbery	29	42	82	6	34	29	22	43	12	21
Aggravated Assault	11	26	86	5	66	48	44	42	24	18
Burglary	23	62	137	27	139	92	133	128	48	55
Larceny Theft	142	65	94	12	140	61	99	114	38	53
Grand Theft Auto	32	58	78	14	62	29	35	42	17	21
Arson	2	3	9	-	8	3	1	1	1	-
Sub-Total	241	271	499	64	460	264	339	376	143	168
ALL OTHER OFFENSES										
Checks (Worthless)	-	-	1	-	-	112	128	25	1	-
Forgery	3	3	2	-	1	-	6	8	2	2
Sex Felonies	-	-	3	-	4	-	2	1	-	-
Sex Misdemeanors	-	1	2	-	2	6	17	53	3	2
Assaults, Non-Aggravated	6	5	28	2	27	8	19	13	11	12
Weapon Laws	10	15	33	4	18	23	20	29	6	0
Defrauding, Misdemeanor	-	-	-	-	-	-	-	-	1	-
Offenses Against Family	-	-	1	1	1	-	2	1	-	-
Narcotics	16	32	75	3	56	84	162	61	32	6
Liquor Laws	-	2	1	1	8	4	8	2	-	-
Drunk	4	8	20	4	34	38	39	30	12	4
Disorderly Conduct	2	4	11	-	5	4	7	5	3	5
Loitering	-	-	-	-	-	-	1	-	-	-
Gambling	-	-	-	-	-	-	-	1	-	-
Drunk Driving	3	9	16	2	26	36	32	32	13	3
Vehicle Laws	-	6	5	3	4	7	8	3	5	1
Malicious Mischief	10	14	22	10	38	19	24	15	17	13
Warrants	-	-	-	-	-	-	-	-	-	-
Receiving Stolen Property	1	1	10	-	9	4	8	8	1	2
Federal Offenses W/O Money	1	-	-	-	-	2	1	3	-	-
Federal Offenses With Money	-	-	-	-	-	-	-	-	-	1
Felonies, Miscellaneous	2	4	2	-	10	7	3	3	1	4
Misdemeanors, Miscellaneous	1	8	5	-	13	5	9	26	3	1
Sub-Total	59	112	237	30	256	359	496	319	111	56
NON-CRIMINAL										
Persons Missing	1	7	19	4	20	7	23	26	7	9
Juvenile, Non-Criminal	-	-	-	-	-	1	2	1	1	-
Commitments	-	-	-	-	-	-	-	-	-	-
Miscellaneous, Non-Criminal	12	15	27	3	41	22	31	22	15	12
Suicide and Attempt	-	1	2	1	1	2	3	2	-	4
Mentally Ill	-	-	-	-	4	-	7	2	2	2
Accidents, Traffic	-	-	-	-	-	-	-	-	-	-
Accidents, Miscellaneous	1	-	-	-	-	-	1	-	-	-
Persons Dead	-	1	5	2	3	3	7	4	1	8
Sub-Total	14	24	53	10	69	35	74	57	26	35

LENNOX STATION
OFFENSES BY REPORTING DISTRICTS

	Unincorporated			
	0386	0387	0388	0389
PART I CRIME OFFENSES				
Criminal Homicide	-	-	1	1
Forcible Rape	2	9	5	-
Robbery	18	43	19	14
Aggravated Assault	6	30	12	5
Burglary	13	137	91	48
Larceny Theft	39	105	107	22
Grand Theft Auto	13	40	62	20
Arson	1	5	1	1
Sub-Total	92	369	298	111
ALL OTHER OFFENSES				
Checks (Worthless)	-	7	4	13
Forgery	-	1	1	-
Sex Felonies	-	3	3	2
Sex Misdemeanors	2	2	15	1
Assaults, Non-Aggravated	8	12	8	4
Weapon Laws	2	9	6	-
Defrauding, Misdemeanor	-	-	-	-
Offenses Against Family	-	1	-	-
Narcotics	4	21	21	4
Liquor Laws	-	-	1	1
Drunk	11	17	13	6
Disorderly Conduct	-	1	4	-
Loitering	-	-	-	-
Gambling	-	-	-	1
Drunk Driving	5	15	12	2
Vehicle Laws	1	4	4	-
Malicious Mischief	5	38	31	11
Warrants	-	-	-	-
Receiving Stolen Property	1	4	2	1
Federal Offenses W/O Money	-	-	-	-
Federal Offenses With Money	-	4	1	-
Felonies, Miscellaneous	-	-	1	1
Misdemeanors, Miscellaneous	1	4	6	-
Sub-Total	40	143	133	47
NON-CRIMINAL				
Persons Missing	2	9	11	3
Juvenile, Non-Criminal	-	-	-	-
Commitments	-	-	-	-
Miscellaneous, Non-Criminal	12	33	23	11
Suicide and Attempt	-	3	-	2
Mentally Ill	1	1	4	4
Accidents, Traffic	-	-	-	-
Accidents, Miscellaneous	-	-	2	-
Persons Dead	-	3	2	3
Sub-Total	15	49	42	23

LENNOX STATION

PART I OFFENSES CLEARED

ACTUAL KNOWN OFFENSES	STATION TOTAL	UNINC.	LAWNDALE	MARINA DEL REY
TOTAL PART I OFFENSES	10,459	7,655	1,648	1,156
Number Cleared	1,538	1,223	230	85
Percent Cleared	14.7	16.0	14.0	7.4
CRIMINAL HOMICIDE	35	28	4	3
Number Cleared	21	18	1	2
Percent Cleared	60.0	64.3	25.0	66.7
FORCIBLE RAPE	142	121	19	2
Number Cleared	48	37	11	-
Percent Cleared	33.8	30.6	57.9	-
ROBBERY	1,142	955	138	49
Number Cleared	202	177	16	9
Percent Cleared	17.7	18.5	11.6	18.4
AGGRAVATED ASSAULT	1,229	1,051	142	36
Number Cleared	626	535	79	12
Percent Cleared	50.9	50.9	55.6	33.3
BURGLARY	3,224	2,418	582	224
Number Cleared	338	259	58	21
Percent Cleared	10.5	10.7	10.0	9.4
LARCENY THEFT	3,201	1,936	571	694
Number Cleared	241	153	49	39
Percent Cleared	7.5	7.9	8.6	5.6
GRAND THEFT AUTO	1,377	1,057	176	144
Number Cleared	62	44	16	2
Percent Cleared	4.5	4.2	9.1	1.4

STOLEN AND RECOVERED PROPERTY

	AMOUNT STOLEN	AMOUNT RECOVERED	PERCENT
TOTAL	$12,373,085	$1,744,679	14.1
Robbery	973,664	77,517	8.0
Burglary	4,167,463	222,291	5.3
Larceny	2,183,607	52,807	2.4
Auto Theft	5,013,267	1,392,003	27.8
Rape	35,084	61	-

LENNOX STATION

TRAFFIC ACCIDENT AND ENFORCEMENT SUMMARY

	TRAFFIC ACCIDENTS 1981-82	1980-81
STATION TOTAL		
Total	294	366
Fatality	4	5
Injury	155	200
Non-Injury	135	161
LAWNDALE		
Total	294	366
Fatality	4	5
Injury	155	200
Non-Injury	135	161

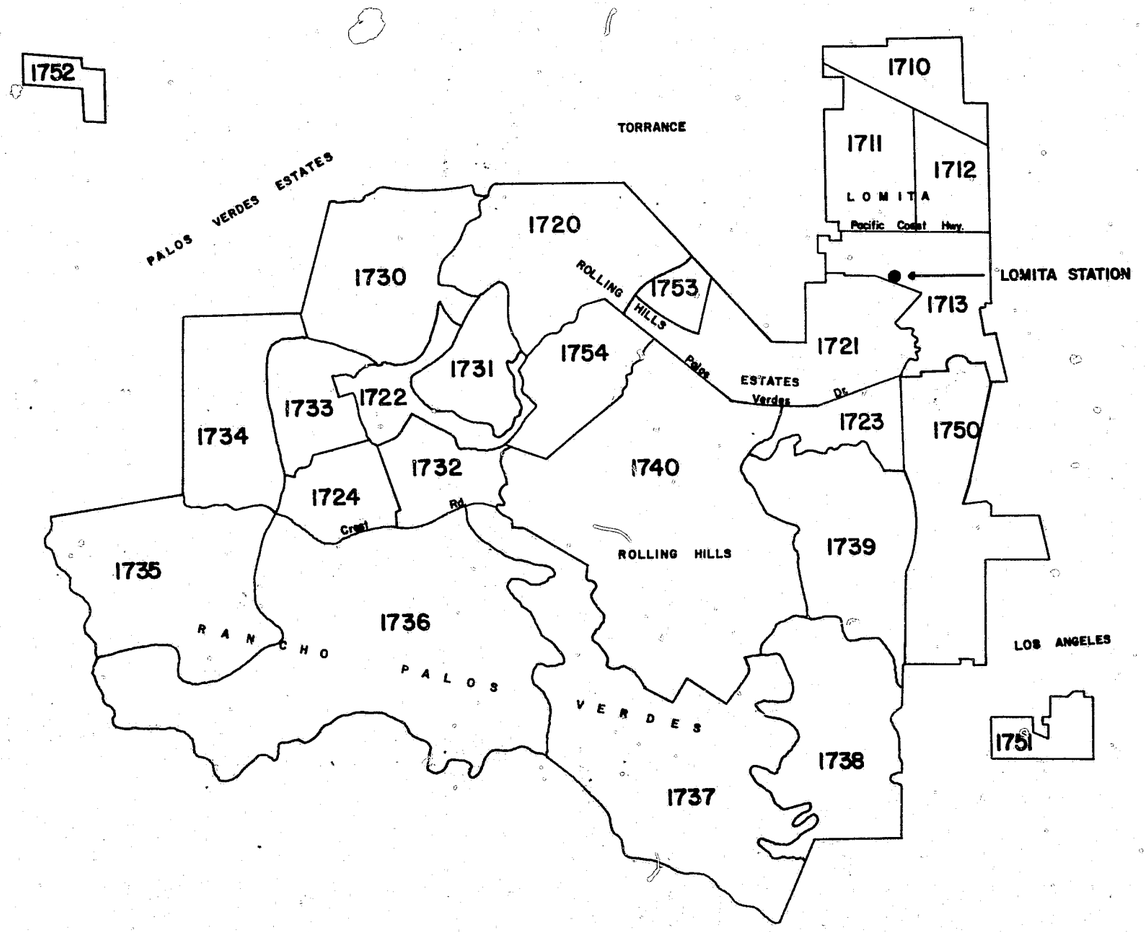
1752
TORRANCE
1710
1711
1712
LOMITA
Pacific Coast Hwy.
PALOS VERDES ESTATES
1720
1730
ROLLING HILLS
1753
LOMITA STATION
1713
1721
1754
1731
1733
1722
Palos Verdes Dr.
ESTATES
1723
1750
1734
1732
1740
1724
Crest Rd.
ROLLING HILLS
1739
1735
1736
RANCHO PALOS VERDES
1738
1737
LOS ANGELES
1751

LOMITA AREA

LOMITA STATION

SYNOPSIS

	FISCAL YEAR 1981-82	FISCAL YEAR 1980-81	PERCENT CHANGE
PART I OFFENSES			
Crime Rate per 10,000 Population	327.89	363.77	- 10
NUMBER OF CASES HANDLED			
Criminal Homicide	4	3	+ 33
Forcible Rape	16	22	- 27
Robbery	84	79	+ 6
Aggravated Assault	187	229	- 18
Burglary	985	1,051	- 6
Larceny Theft	1,104	1,241	- 11
Grand Theft Auto	169	218	- 22
Arson	28	16	+ 75
TOTAL CASES HANDLED	7,088	7,111	-
ADULT ARRESTS	2,457	2,386	+ 3
JUVENILE ARRESTS	511	543	- 6
CASE ASSIGNMENTS TO ADULT DETECTIVES	4,416	4,759	- 7
CASE ASSIGNMENTS TO JUVENILE DETECTIVES	107	171	- 37

	AREA IN SQUARE MILES	POPULATION 1981-82	CRIME RATE PER 10,000 PART I OFFENSES 1981-82	1980-81	PERCENT CHANGE
Total Area	22.90	78,594	327.89	363.77	- 10
Unincorporated Area	2.27	13,488	295.82	389.98	- 24
Lomita	1.89	18,327	516.18	512.36	+ 1
Rancho Palos Verdes	12.31	36,510	220.21	266.50	- 17
Rolling Hills	2.99	2,039	191.27	186.37	+ 3
Rolling Hills Estate	3.44	8,230	472.66	465.37	+ 2

	1981-82 CASES	1980-81 CASES	1981-82 RATE PER 10,000	1980-81 RATE PER 10,000	PERCENT CHANGE
Criminal Homicide	4	3	.51	.38	+134
Forcible Rape	16	22	2.04	2.80	- 27
Robbery	84	79	10.69	10.05	+ 6
Aggravated Assault	187	229	23.79	29.14	- 18
Burglary	985	1,051	125.33	133.73	- 6
Larceny Theft	1,104	1,241	140.47	157.90	- 11
Grand Theft Auto	169	218	21.50	27.74	- 22
Arson	28	16	3.56	2.04	+ 75
Total	2,577	2,859	327.89	363.77	- 10

MOST FREQUENT CASES HANDLED

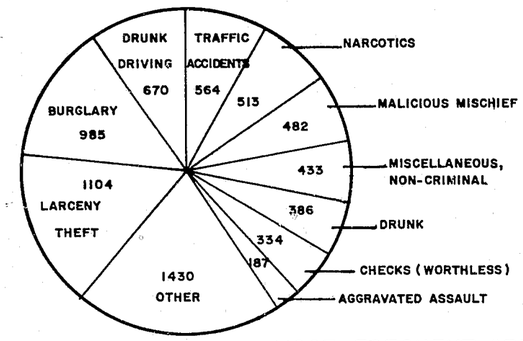

CASES HANDLED BY LOCATION

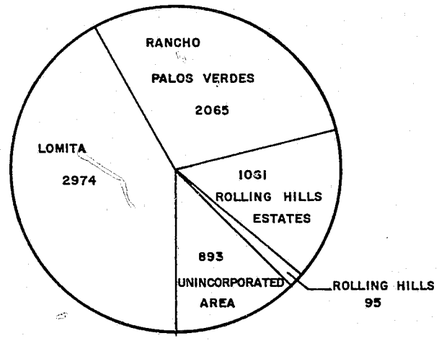

MOST FREQUENT ARRESTS

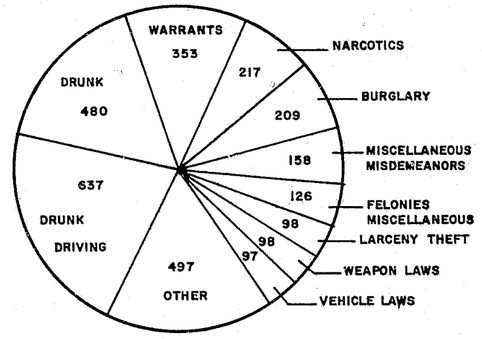

CRIME RATE

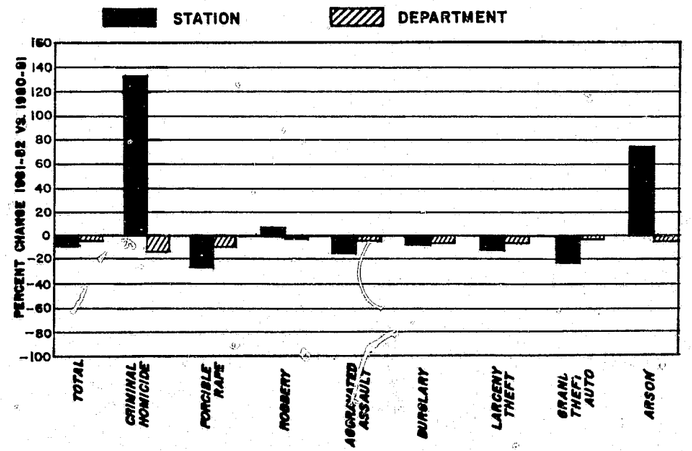

LOMITA STATION

	CASES AND ARRESTS			CASE ASSIGNMENTS	
	CASES HANDLED	ADULTS ARRESTED	JUVENILES ARRESTED	ADULT DETECTIVES	JUVENILE DETECTIVES
FISCAL YEAR 1981-82	7,088	2,457	511	4,416	107
FISCAL YEAR 1980-81	7,111	2,386	543	4,759	171
FISCAL YEAR 1979-80	7,294	1,783	562	5,195	199
% CHANGE LAST TWO YEARS	-	+3	-6	-7	-37
PART I CRIME OFFENSES					
Criminal Homicide	4	1	-	-	-
Forcible Rape	16	4	3	16	-
Robbery	84	62	18	92	-
Aggravated Assault	187	51	11	186	-
Burglary	985	117	92	994	-
Larceny Theft	1,104	58	40	1,028	87
Grand Theft Auto	169	47	33	198	-
Arson	28	2	2	3	-
Sub-Total	2,577	342	199	2,517	87
ALL OTHER OFFENSES					
Checks (Worthless)	334	-	-	334	-
Forgery	20	9	1	7	-
Sex Felonies	16	7	-	12	-
Sex Misdemeanors	30	12	6	29	-
Assaults, Non-Aggravated	128	41	6	129	-
Weapon Laws	103	77	21	81	1
Defrauding, Misdemeanor	7	3	3	5	
Offenses Against Family	8	2	1	7	
Narcotics	513	161	56	49	2
Liquor Laws	29	10	10	11	-
Drunk	386	429	51	40	-
Disorderly Conduct	170	14	7	142	-
Loitering	1	-	-	-	-
Gambling	2	2	-	-	-
Drunk Driving	670	619	18	19	-
Vehicle Laws	152	78	19	46	1
Malicious Mischief	482	10	16	469	2
Warrants	-	350	3	-	-
Receiving Stolen Property	20	52	20	27	-
Federal Offenses W/O Money	5	-	-	5	-
Federal Offenses With Money	12	-	-	12	-
Felonies, Miscellaneous	51	111	15	37	-
Misdemeanors, Miscellaneous	71	128	30	38	-
Sub-Total	3,210	2,115	283	1,499	6
NON-CRIMINAL					
Persons Missing	135	-	2	94	2
Juvenile, Non-Criminal	6	-	27	6	-
Commitments	-	-	-	-	-
Miscellaneous, Non-Criminal	433	-	-	269	12
Suicide and Attempt	32	-	-	21	-
Mentally Ill	39	-	-	2	-
Accidents, Traffic	564	-	-	-	-
Accidents, Miscellaneous	41	-	-	7	-
Persons Dead	51	-	-	1	-
Sub-Total	1,301	-	29	400	14

LOMITA STATION

	Lomita-Unincorporated			City of Lomita		
	CASES HANDLED	ADULTS ARRESTED	JUVENILES ARRESTED	CASES HANDLED	ADULTS ARRESTED	JUVENILES ARRESTED
FISCAL YEAR 1981-82	893	282	73	2,974	1,459	212
FISCAL YEAR 1980-81	1,007	328	94	2,785	1,238	195
FISCAL YEAR 1979-80	1,086	205	86	2,851	952	211
% CHANGE LAST TWO YEARS	-11	-14	-22	+7	+18	+9
PART I CRIME OFFENSES						
Criminal Homicide	-	-	-	1	-	-
Forcible Rape	3	-	-	11	4	2
Robbery	16	9	2	50	31	12
Aggravated Assault	28	8	1	97	31	6
Burglary	142	27	7	306	45	46
Larceny Theft	167	8	9	400	29	16
Grand Theft Auto	38	6	1	70	22	13
Arson	5	-	-	11	2	-
Sub-Total	399	58	20	946	164	95
ALL OTHER OFFENSES						
Checks (Worthless)	18	-	-	127	-	-
Forgery	1	-	-	6	4	1
Sex Felonies	4	1	-	8	6	-
Sex Misdemeanors	5	-	1	19	4	2
Assaults, Non-Aggravated	20	6	1	61	25	4
Weapon Laws	19	9	2	48	44	12
Defrauding, Misdemeanor	1	1	-	6	2	-
Offenses Against Family	1	-	-	4	1	1
Narcotics	56	12	14	285	97	17
Liquor Laws	6	-	1	12	6	-
Drunk	55	55	12	242	278	19
Disorderly Conduct	20	4	4	48	3	-
Loitering	1	-	-	-	-	-
Gambling	-	-	-	-	-	-
Drunk Driving	67	64	3	417	391	7
Vehicle Laws	23	10	1	63	34	10
Malicious Mischief	74	1	-	119	3	1
Warrants	-	29	1	-	216	2
Receiving Stolen Property	3	9	4	15	30	12
Federal Offenses W/O Money	1	-	-	1	-	-
Federal Offenses With Money	-	-	-	4	-	-
Felonies, Miscellaneous	7	9	2	21	81	5
Misdemeanors, Miscellaneous	8	14	-	18	70	9
Sub-Total	390	224	46	1,524	1,295	102
NON-CRIMINAL						
Persons Missing	14	-	-	45	-	2
Juvenile, Non-Criminal	2	-	7	2	-	13
Commitments	-	-	-	-	-	-
Miscellaneous, Non-Criminal	62	-	-	171	-	-
Suicide and Attempt	3	-	-	15	-	-
Mentally Ill	7	-	-	14	-	-
Accidents, Traffic	-	-	-	220	-	-
Accidents, Miscellaneous	3	-	-	15	-	-
Persons Dead	13	-	-	22	-	-
Sub-Total	104	-	7	504	-	15

CONTINUED

3 OF 5

LOMITA STATION

	City of Rolling Hills Est. CASES HANDLED	ADULTS ARRESTED	JUVENILES ARRESTED	City of Rancho Palos V. CASES HANDLED	ADULTS ARRESTED	JUVENILES ARRESTED
FISCAL YEAR 1981-82	1,061	252	67	2,065	445	151
FISCAL YEAR 1980-81	995	297	82	2,230	507	171
FISCAL YEAR 1979-80	970	180	67	2,289	438	194
% CHANGE LAST TWO YEARS	+7	+15	+18	-7	-12	-12
PART I CRIME OFFENSES						
Criminal Homicide	-	-	-	3	1	-
Forcible Rape	-	-	-	2	-	1
Robbery	9	4	-	9	18	4
Aggravated Assault	13	1	1	45	11	2
Burglary	174	20	11	344	25	28
Larceny Theft	172	13	8	351	8	6
Grand Theft Auto	16	4	7	43	15	11
Arson	5	-	2	7	-	-
Sub-Total	389	42	29	804	78	52
ALL OTHER OFFENSES						
Checks (Worthless)	139	-	-	50	-	-
Forgery	5	4	-	8	1	-
Sex Felonies	-	-	-	4	-	-
Sex Misdemeanors	-	1	3	6	7	-
Assaults, Non-Aggravated	9	-	-	36	8	1
Weapon Laws	12	8	3	23	15	4
Defrauding, Misdemeanor	-	-	3	-	-	-
Offenses Against Family	-	-	-	3	1	-
Narcotics	42	15	8	128	37	17
Liquor Laws	5	3	3	5	1	5
Drunk	26	27	4	65	67	16
Disorderly Conduct	22	3	-	74	4	3
Loitering	-	-	-	-	-	-
Gambling	-	-	-	2	2	-
Drunk Driving	89	79	4	93	82	3
Vehicle Laws	23	12	2	42	22	6
Malicious Mischief	63	-	1	210	6	12
Warrants	-	35	-	-	66	-
Receiving Stolen Property	1	4	2	1	9	2
Federal Offenses W/O Money	2	-	-	1	-	-
Federal Offenses With Money	1	-	-	7	-	-
Felonies, Miscellaneous	13	3	2	10	17	6
Misdemeanors, Miscellaneous	12	16	2	29	22	18
Sub-Total	464	210	37	795	367	93
NON-CRIMINAL						
Persons Missing	19	-	-	55	-	-
Juvenile, Non-Criminal	1	-	1	1	-	6
Commitments	-	-	-	-	-	-
Miscellaneous, Non-Criminal	60	-	-	134	-	-
Suicide and Attempt	4	-	-	10	-	-
Mentally Ill	8	-	-	10	-	-
Accidents, Traffic	104	-	-	230	-	-
Accidents, Miscellaneous	10	-	-	12	-	-
Persons Dead	2	-	-	14	-	-
Sub-Total	208	-	1	466	-	6

LOMITA STATION

	City of Rolling Hills CASES HANDLED	ADULTS ARRESTED	JUVENILES ARRESTED
FISCAL YEAR 1981-82	95	19	8
FISCAL YEAR 1980-81	94	16	1
FISCAL YEAR 1979-80	98	8	4
% CHANGE LAST TWO YEARS	+1	+19	+700
PART I CRIME OFFENSES			
Criminal Homicide	-	-	-
Forcible Rape	-	-	-
Robbery	-	-	-
Aggravated Assault	4	-	1
Burglary	19	-	-
Larceny Theft	14	-	1
Grand Theft Auto	2	-	1
Arson	-	-	-
Sub-Total	39	-	3
ALL OTHER OFFENSES			
Checks (Worthless)	-	-	-
Forgery	-	-	-
Sex Felonies	-	-	-
Sex Misdemeanors	-	-	-
Assaults, Non-Aggravated	2	2	-
Weapon Laws	1	1	-
Defrauding, Misdemeanor	-	-	-
Offenses Against Family	-	-	-
Narcotics	2	-	-
Liquor Laws	1	-	1
Drunk	-	2	-
Disorderly Conduct	6	-	-
Loitering	-	-	-
Gambling	-	-	-
Drunk Driving	4	3	1
Vehicle Laws	1	-	-
Malicious Mischief	16	-	2
Warrants	-	4	-
Receiving Stolen Property	-	-	-
Federal Offenses W/O Money	-	-	-
Federal Offenses With Money	-	-	-
Felonies, Miscellaneous	-	1	-
Misdemeanors, Miscellaneous	4	6	1
Sub-Total	37	19	5
NON-CRIMINAL			
Persons Missing	2	-	-
Juvenile, Non-Criminal	-	-	-
Commitments	-	-	-
Miscellaneous, Non-Criminal	6	-	-
Suicide and Attempt	-	-	-
Mentally Ill	-	-	-
Accidents, Traffic	10	-	-
Accidents, Miscellaneous	1	-	-
Persons Dead	-	-	-
Sub-Total	19	-	-

LOMITA STATION
OFFENSES BY REPORTING DISTRICT

	Lomita				Rolling Hills Estates				
	1710	1711	1712	1713	1720	1721	1722	1723	1724
PART I CRIME OFFENSES									
Criminal Homicide	-	1	-	-	-	-	-	-	-
Forcible Rape	2	3	3	3	-	-	-	-	-
Robbery	10	16	15	9	1	1	5	-	2
Aggravated Assault	9	33	17	38	4	2	4	1	2
Burglary	66	91	67	82	48	38	66	11	11
Larceny Theft	62	116	58	164	15	24	117	7	9
Grand Theft Auto	11	21	12	26	1	5	8	2	-
Arson	1	1	6	3	-	4	1	-	-
Sub-Total	161	282	178	325	69	74	201	21	24
ALL OTHER OFFENSES									
Checks (Worthless)	9	13	11	94	1	1	107	1	29
Forgery	1	3	-	2	-	1	2	1	1
Sex Felonies	-	1	2	5	-	-	-	-	-
Sex Misdemeanors	3	6	7	3	-	-	-	-	-
Assaults, Non-Aggravated	12	18	17	14	1	4	4	-	-
Weapons Laws	4	18	16	10	2	6	4	-	-
Defrauding, Misdemeanors	4	1	-	1	-	-	-	-	-
Offenses Against Family	1	-	-	3	-	-	-	-	-
Narcotics	32	69	60	124	9	17	16	-	-
Liquor Laws	2	4	4	2	1	2	1	1	-
Drunk	24	60	56	102	5	7	11	2	1
Disorderly Conduct	4	11	18	15	7	2	10	1	2
Loitering	-	-	-	-	-	-	-	-	-
Gambling	-	-	-	-	-	-	-	-	-
Drunk Driving	52	124	98	143	18	49	18	2	2
Vehicle Laws	10	14	15	24	4	12	6	-	1
Malicious Mischief	25	28	27	39	17	17	21	4	4
Warrants	-	-	-	-	-	-	-	-	-
Receiving Stolen Property	2	4	4	5	-	-	1	-	-
Federal Offenses W/O Money	-	-	1	-	1	-	1	-	-
Federal Offenses With Money	2	-	-	2	1	-	-	-	-
Felonies, Miscellaneous	3	7	4	7	2	3	8	-	-
Misdemeanors, Miscellaneous	1	5	3	9	1	3	6	-	2
Sub-Total	191	386	343	604	70	124	216	12	42
NON-CRIMINAL									
Persons Missing	12	12	13	8	8	6	-	2	3
Juvenile, Non-Criminal	-	1	-	1	-	1	-	-	-
Commitments	-	-	-	-	-	-	-	-	-
Miscellaneous, Non-Criminal	34	45	33	59	9	11	31	3	6
Suicide and Attempt	1	7	2	5	1	-	1	-	2
Mentally Ill	1	4	2	7	2	3	2	1	-
Accidents, Traffic	29	65	47	79	25	41	28	7	3
Accidents, Miscellaneous	1	6	3	5	1	-	8	-	1
Persons Dead	5	1	3	13	2	-	-	-	-
Sub-Total	83	141	103	177	48	62	70	13	15

LOMITA STATION
OFFENSES BY REPORTING DISTRICT

	Rancho Palos Verdes									
	1730	1731	1732	1733	1734	1735	1736	1737	1738	1739
PART I CRIME OFFENSES										
Criminal Homicide	-	-	-	-	-	-	1	1	-	-
Forcible Rape	-	-	-	-	1	-	-	-	-	1
Robbery	1	1	-	2	1	1	2	-	-	1
Aggravated Assault	8	2	1	3	6	9	6	3	4	3
Burglary	45	15	31	26	43	27	31	29	64	33
Larceny Theft	22	15	25	90	48	38	55	16	32	10
Grand Theft Auto	7	2	1	5	6	4	7	4	6	1
Arson	2	1	-	-	-	-	-	2	1	1
Sub-Total	85	36	58	126	105	79	102	55	107	50
ALL OTHER OFFENSES										
Checks (Worthless)	-	-	1	2	12	28	4	3	-	-
Forgery	-	-	-	-	-	7	1	-	-	-
Sex Felonies	-	-	-	-	-	1	1	-	1	1
Sex Misdemeanors	1	-	1	-	-	1	1	2	-	-
Assaults, Non-Aggravated	-	1	-	12	2	4	7	-	3	7
Weapon Laws	1	-	-	-	3	3	9	2	4	1
Defrauding, Misdemeanor	-	-	-	-	-	-	-	-	-	-
Offenses Against Family	-	-	-	1	1	-	1	-	-	-
Narcotics	9	6	3	6	7	2	36	17	34	8
Liquor Laws	-	-	-	-	-	-	3	-	2	-
Drunk	1	5	3	7	9	8	13	4	12	1
Disorderly Conduct	7	4	3	12	11	12	5	6	8	6
Loitering	-	-	-	-	-	-	-	-	-	-
Gambling	1	-	-	-	-	-	-	-	1	-
Drunk Driving	8	6	5	7	14	8	11	14	13	7
Vehicle Laws	2	2	1	-	5	5	13	2	5	7
Malicious Mischief	18	9	19	24	24	19	19	14	47	17
Warrants	-	-	-	-	-	-	-	-	-	-
Receiving Stolen Property	-	1	-	-	-	-	-	-	-	-
Federal Offenses W/O Money	-	-	-	-	1	-	-	-	-	-
Federal Offenses With Money	-	1	-	1	-	-	-	-	4	1
Felonies, Miscellaneous	5	-	1	-	1	2	-	1	-	-
Misdemeanors, Miscellaneous	2	1	2	1	5	5	8	-	3	2
Sub-Total	55	36	39	73	95	105	132	65	137	58
NON-CRIMINAL										
Persons Missing	11	6	1	12	11	1	3	1	4	5
Juvenile, Non-Criminal	-	1	-	-	-	-	-	-	-	-
Commitments	-	-	-	-	-	-	-	-	-	-
Miscellaneous, Non-Criminal	16	4	6	14	11	21	31	13	13	5
Suicide and Attempt	2	1	-	1	2	-	1	1	2	-
Mentally Ill	-	-	-	1	1	3	4	1	-	-
Accidents, Traffic	25	9	10	29	32	33	32	16	22	22
Accidents, Miscellaneous	1	-	1	-	1	4	2	2	-	1
Persons Dead	-	1	2	3	-	2	2	2	1	1
Sub-Total	55	22	20	60	58	64	75	36	42	34

LOMITA STATION
OFFENSES BY REPORTING DISTRICT

	Rolling Hills	Unincorporated				
	1740	1750	1751	1752	1753	1754
PART I CRIME OFFENSES						
Criminal Homicide	-	-	-	-	-	-
Forcible Rape	-	2	1	-	-	-
Robbery	-	13	1	-	2	-
Aggravated Assault	4	17	11	-	-	-
Burglary	19	88	38	6	6	4
Larceny Theft	14	72	68	6	11	10
Grand Theft Auto	2	16	18	3	-	1
Arson	-	3	1	-	-	1
Sub-Total	39	211	138	15	19	16
ALL OTHER OFFENSES						
Checks (Worthless)	-	14	1	-	-	3
Forgery	-	1	-	-	-	-
Sex Felonies	-	2	2	-	-	-
Sex Misdemeanors	-	3	1	1	-	-
Assaults, Non-Aggravated	2	11	6	3	-	-
Weapon Laws	1	13	4	1	1	-
Defrauding, Misdemeanor	-	1	-	-	-	-
Offenses Against Family	-	1	-	-	-	-
Narcotics	2	34	13	2	6	1
Liquor Laws	1	5	1	-	-	-
Drunk	-	39	13	2	-	1
Disorderly Conduct	6	5	5	4	2	4
Loitering	-	1	-	-	-	-
Gambling	-	-	-	-	-	-
Drunk Driving	4	60	4	-	1	2
Vehicle Laws	1	19	3	-	1	-
Malicious Mischief	16	34	26	11	2	1
Warrants	-	-	-	-	-	-
Receiving Stolen Property	-	3	-	-	-	-
Federal Offenses W/O Money	-	1	-	-	-	-
Federal Offenses With Money	-	-	-	-	-	-
Felonies, Miscellaneous	-	5	2	-	-	-
Misdemeanors, Miscellaneous	4	6	-	2	-	-
Sub-Total	37	258	81	26	13	12
NON-CRIMINAL						
Persons Missing	2	6	1	2	3	2
Juvenile, Non-Criminal	-	1	1	-	-	-
Commitments	-	-	-	-	-	-
Miscellaneous, Non-Criminal	6	45	12	-	1	4
Suicide and Attempt	-	1	-	2	-	-
Mentally Ill	-	1	4	-	1	1
Accidents, Traffic	10	-	-	-	-	-
Accidents, Miscellaneous	1	3	-	-	-	-
Persons Dead	-	7	6	-	-	-
Sub-Total	19	64	24	4	5	7

LOMITA STATION

PART I OFFENSES CLEARED

ACTUAL KNOWN OFFENSES	STATION TOTAL	UNINC.	LOMITA	ROLLING HILLS ESTATE	RANCHO PALOS VERDES	ROLLING HILLS
TOTAL PART I OFFENSES	2,573	399	943	389	803	39
Number Cleared	399	46	180	50	119	4
Percent Cleared	15.5	11.5	19.1	12.9	14.8	10.3
CRIMINAL HOMICIDE	4	-	1	-	3	-
Number Cleared	2	-	1	-	1	-
Percent Cleared	50.0	-	100.0	-	33.3	-
FORCIBLE RAPE	16	3	11	-	2	-
Number Cleared	10	-	8	-	2	-
Percent Cleared	62.5	-	72.7	-	100.0	-
ROBBERY	84	16	50	9	9	-
Number Cleared	26	3	16	2	5	-
Percent Cleared	31.0	18.8	32.0	22.2	55.6	-
AGGRAVATED ASSAULT	187	28	97	13	45	4
Number Cleared	129	14	75	8	32	-
Percent Cleared	69.0	50.0	77.3	61.5	71.1	-
BURGLARY	984	142	306	174	343	19
Number Cleared	119	16	46	26	30	1
Percent Cleared	12.1	11.3	15.0	14.9	8.8	5.3
LARCENY THEFT	1,102	167	398	172	351	14
Number Cleared	103	12	30	13	46	2
Percent Cleared	9.4	7.2	7.5	7.6	13.1	14.3
GRAND THEFT AUTO	168	38	69	16	43	2
Number Cleared	10	1	4	1	3	1
Percent Cleared	6.0	2.6	5.8	6.3	7.0	50.0

STOLEN AND RECOVERED PROPERTY

	AMOUNT STOLEN	AMOUNT RECOVERED	PERCENT
TOTAL	$5,257,078	$430,242	8.2
Robbery	1,043,409	87,904	8.4
Burglary	2,996,714	71,865	2.4
Larceny Theft	637,315	29,548	4.6
Auto Theft	565,801	234,075	41.4
Rape	13,839	6,850	49.5

LOMITA STATION

TRAFFIC ACCIDENT AND ENFORCEMENT SUMMARY

	TRAFFIC ACCIDENTS 1981-82	1980-81
STATION TOTAL		
Total	564	548
Fatality	8	8
Injury	318	8
Non-injury	238	196
LOMITA		
Total	220	208
Fatality	3	2
Injury	115	119
Non-injury	102	87
RANCHO PALOS VERDES		
Total	230	215
Fatality	5	5
Injury	135	135
Non-injury	90	75
ROLLING HILLS		
Total	10	13
Fatality	-	-
Injury	5	8
Non-injury	5	5
ROLLING HILLS ESTATE		
Total	104	112
Fatality	-	-
Injury	63	82
Non-injury	41	29

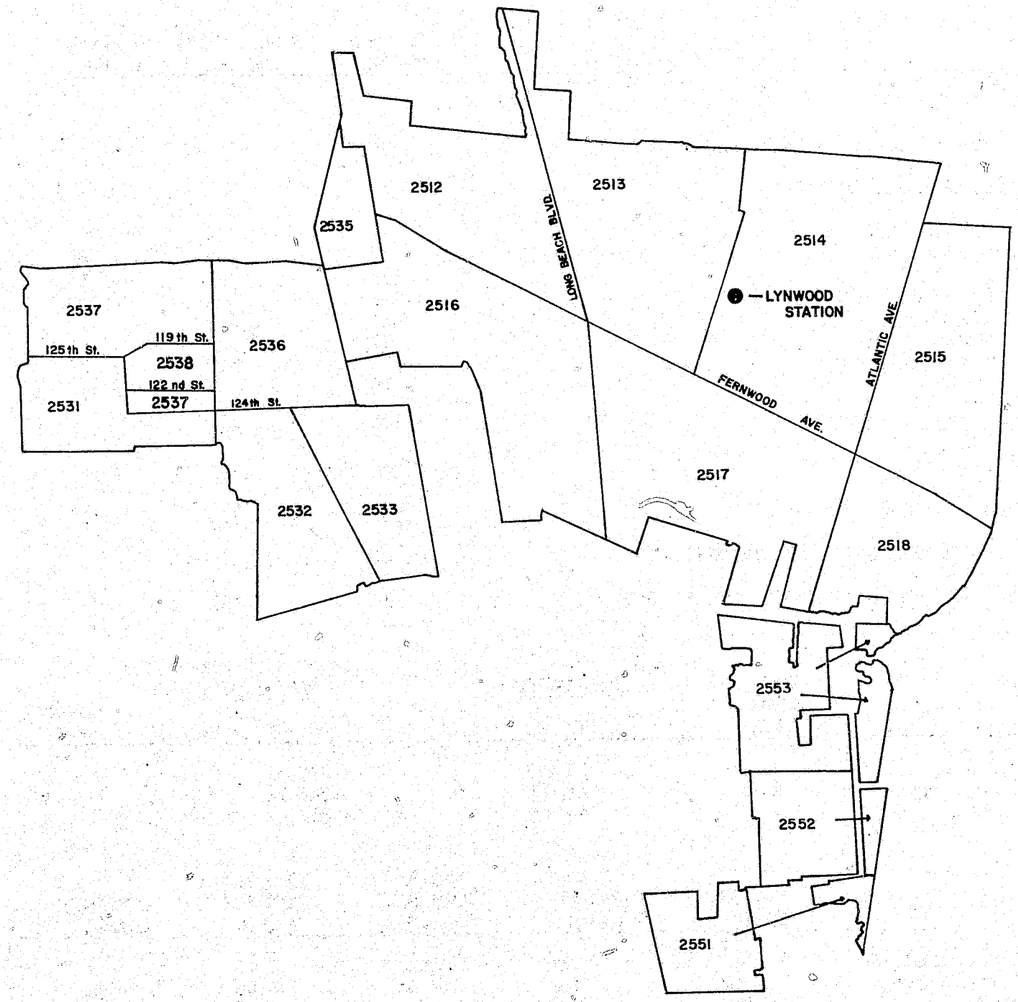

LYNWOOD AREA

LYNWOOD STATION

SYNOPSIS

	FISCAL YEAR 1981-82	FISCAL YEAR 1980-81	PERCENT CHANGE
PART I OFFENSES			
Crime Rate per 10,000 Population	959.55	971.49	- 1
NUMBER OF CASES HANDLED			
Criminal Homicide	32	28	+ 14
Forcible Rape	97	106	- 8
Robbery	823	830	- 1
Aggravated Assault	987	1,092	- 10
Burglary	2,431	2,401	+ 1
Larceny Theft	1,912	1,907	-
Grand Theft Auto	835	855	- 2
Arson	119	107	+ 11
TOTAL CASES HANDLED	14,510	14,535	-
ADULT ARRESTS	6,200	5,382	+ 15
JUVENILE ARRESTS	1,583	1,771	- 11
CASE ASSIGNMENTS TO ADULT DETECTIVES	10,047	10,377	- 3
CASE ASSIGNMENTS TO JUVENILE DETECTIVES	125	187	- 33

	AREA IN SQUARE MILES	POPULATION 1981-82	CRIME RATE PER 10,000 PART I OFFENSES 1981-82	1980-81	PERCENT CHANGE
Total Area	7.61	75,410	959.55	971.49	- 1
Unincorporated Area	2.76	31,609	886.14	901.33	- 2
Lynwood	4.85	43,801	1,012.53	1,022.12	- 1

	1981-82 CASES	1980-81 CASES	1981-82 RATE PER 10,000	1980-81 RATE PER 10,000	PERCENT CHANGE
Criminal Homicide	32	28	4.24	3.71	+ 14
Forcible Rape	97	106	12.86	14.06	- 9
Robbery	823	830	109.14	110.06	- 1
Aggravated Assault	987	1,092	130.88	144.81	- 10
Burglary	2,431	2,401	322.37	318.39	+ 1
Larceny Theft	1,912	1,907	253.55	252.88	-
Grand Theft Auto	835	855	110.73	113.38	- 2
Arson	119	107	15.78	14.19	+ 11
Total	7,236	7,320	959.55	971.49	- 1

LYNWOOD STATION

MOST FREQUENT CASES HANDLED

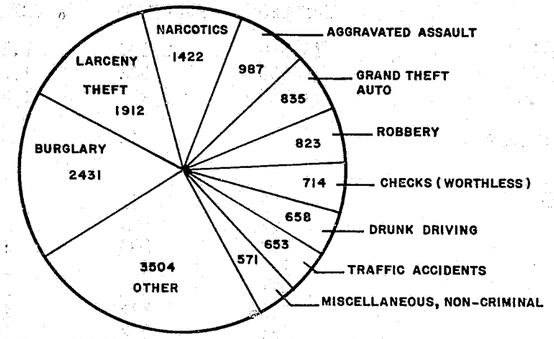

CASES HANDLED BY LOCATION

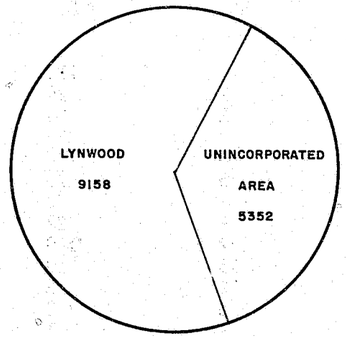

MOST FREQUENT ARRESTS

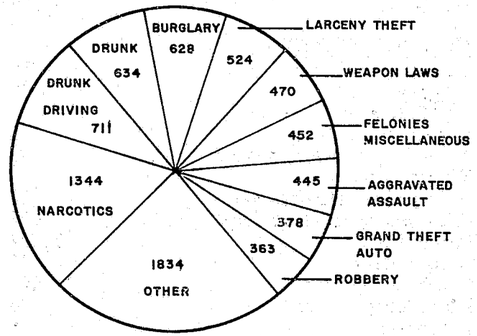

CRIME RATE

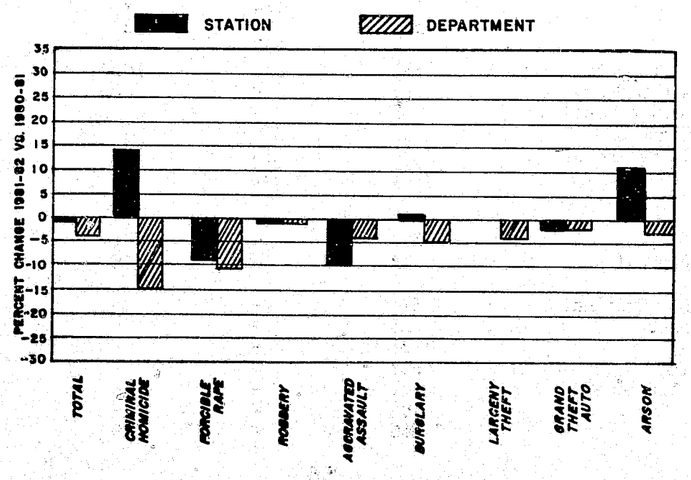

LYNWOOD STATION

	CASES AND ARRESTS			CASE ASSIGNMENTS	
	CASES HANDLED	ADULTS ARRESTED	JUVENILES ARRESTED	ADULT DETECTIVES	JUVENILE DETECTIVES
FISCAL YEAR 1981-82	14,510	6,200	1,563	10,047	125
FISCAL YEAR 1980-81	14,535	5,382	1,771	10,377	187
FISCAL YEAR 1979-80	14,948	5,951	1,671	10,618	219
% CHANGE LAST TWO YEARS	-	+15	-11	-3	-33
PART I CRIME OFFENSES					
Criminal Homicide	32	37	4	-	-
Forcible Rape	97	43	15	97	-
Robbery	823	207	156	857	-
Aggravated Assault	987	329	116	947	-
Burglary	2,431	326	302	2,448	2
Larceny Theft	1,912	382	142	1,776	102
Grand Theft Auto	835	272	106	919	-
Arson	119	7	4	7	-
Sub-Total	7,236	1,603	845	7,051	104
ALL OTHER OFFENSES					
Checks (Worthless)	714	10	-	712	-
Forgery	52	35	1	24	-
Sex Felonies	41	19	12	35	1
Sex Misdemeanors	114	99	7	23	-
Assaults, Non-Aggravated	296	130	28	278	-
Weapon Laws	439	395	75	179	-
Defrauding, Misdemeanor	11	2	1	6	-
Offenses Against Family	23	-	-	22	-
Narcotics	1,422	1,222	122	110	2
Liquor Laws	34	8	15	10	-
Drunk	441	615	19	13	-
Disorderly Conduct	88	25	15	43	-
Loitering	1	-	-	1	-
Gambling	68	88	3	1	-
Drunk Driving	658	703	8	13	1
Vehicle Laws	177	114	23	80	-
Malicious Mischief	513	17	23	449	3
Warrants	-	267	2	-	-
Receiving Stolen Property	131	226	100	206	-
Federal Offenses W/O Money	11	8	2	11	-
Federal Offenses With Money	3	-	-	2	-
Felonies, Miscellaneous	93	399	53	83	-
Misdemeanors, Miscellaneous	78	215	100	35	-
Sub-Total	5,408	4,597	609	2,336	7
NON-CRIMINAL					
Persons Missing	358	-	1	240	5
Juvenile, Non-Criminal	13	-	128	12	-
Commitments	-	-	-	-	-
Miscellaneous, Non-Criminal	571	-	-	371	9
Suicide and Attempt	25	-	-	20	-
Mentally Ill	81	-	-	3	-
Accidents, Traffic	653	-	-	-	-
Accidents, Miscellaneous	71	-	-	14	-
Persons Dead	94	-	-	-	-
Sub-Total	1,866	-	129	660	14

LYNWOOD STATION

	Lynwood-Unincorporated			City of Lynwood		
	CASES HANDLED	ADULTS ARRESTED	JUVENILES ARRESTED	CASES HANDLED	ADULTS ARRESTED	JUVENILES ARRESTED
FISCAL YEAR 1981-82	5,352	2,975	676	9,158	3,225	907
FISCAL YEAR 1980-81	5,603	2,564	768	8,932	2,818	1,003
FISCAL YEAR 1979-80	5,872	2,755	702	9,076	3,196	969
% CHANGE LAST TWO YEARS	-4	+16	-12	+3	+14	-10
PART I CRIME OFFENSES						
Criminal Homicide	23	21	1	9	16	3
Forcible Rape	42	22	9	55	21	6
Robbery	385	125	72	438	82	84
Aggravated Assault	496	155	34	491	174	82
Burglary	882	134	109	1,549	192	193
Larceny Theft	581	82	27	1,331	300	115
Grand Theft Auto	331	156	67	504	116	39
Arson	61	6	3	58	1	1
Sub-Total	2,801	701	322	4,435	902	523
ALL OTHER OFFENSES						
Checks (Worthless)	6	5	-	708	5	-
Forgery	16	5	-	36	30	1
Sex Felonies	12	7	3	29	12	9
Sex Misdemeanors	6	7	1	108	92	6
Assaults, Non-Aggravated	121	58	10	175	72	18
Weapon Laws	247	220	46	192	175	29
Defrauding, Misdemeanor	3	-	-	8	2	1
Offenses Against Family	16	-	-	7	-	-
Narcotics	879	835	73	543	387	49
Liquor Laws	11	3	8	23	5	7
Drunk	183	269	8	258	346	11
Disorderly Conduct	25	8	-	63	17	15
Loitering	-	-	-	1	-	-
Gambling	60	79	3	8	9	-
Drunk Driving	187	225	3	471	478	5
Vehicle Laws	65	41	11	112	73	12
Malicious Mischief	171	7	6	342	10	17
Warrants	-	84	1	-	183	1
Receiving Stolen Property	78	127	59	53	99	41
Federal Offenses W/O Money	3	-	-	8	8	2
Federal Offenses With Money	2	-	-	1	-	-
Felonies, Miscellaneous	23	204	23	70	195	30
Misdemeanors, Miscellaneous	28	90	34	50	125	66
Sub-Total	2,142	2,274	289	3,266	2,323	320
NON-CRIMINAL						
Persons Missing	120	-	-	238	-	1
Juvenile, Non-Criminal	8	-	65	5	-	63
Commitments	-	-	-	-	-	-
Miscellaneous, Non-Criminal	195	-	-	376	-	-
Suicide and Attempt	3	-	-	22	-	-
Mentally Ill	37	-	-	44	-	-
Accidents, Traffic	-	-	-	653	-	-
Accidents, Miscellaneous	5	-	-	66	-	-
Persons Dead	41	-	-	53	-	-
Sub-Total	409	-	65	1,457	-	64

LYNWOOD STATION
OFFENSES BY REPORTING DISTRICT

	Lynwood								
	2510	2511	2512	2513	2514	2515	2516	2517	2518
PART I CRIME OFFENSES									
Criminal Homicide	-	-	2	-	1	1	3	2	-
Forcible Rape	-	-	5	14	6	3	9	10	8
Robbery	3	-	74	94	65	49	62	68	23
Aggravated Assault	-	-	76	103	61	27	102	102	20
Burglary	-	-	214	303	295	126	246	265	100
Larceny Theft	-	-	255	307	315	88	172	145	49
Grand Theft Auto	-	-	87	109	86	44	109	52	17
Arson	-	-	5	13	6	4	12	14	4
Sub-Total	3	-	718	943	835	342	715	658	221
ALL OTHER OFFENSES									
Checks (Worthless)	-	-	57	331	301	4	11	1	3
Forgery	-	-	8	8	10	4	1	5	-
Sex Felonies	1	-	3	6	5	3	6	4	1
Sex Misdemeanors	-	-	13	38	9	9	22	14	3
Assaults, Non-Aggravated	1	-	17	39	23	8	31	46	10
Weapons Laws	1	-	25	42	20	7	59	30	8
Defrauding, Misdemeanors	-	-	3	2	-	2	1	-	-
Offenses Against Family	-	-	2	4	-	-	-	1	-
Narcotics	11	1	79	74	68	27	101	140	42
Liquor Laws	-	-	3	8	3	2	3	4	-
Drunk	-	-	33	53	29	28	42	55	18
Disorderly Conduct	-	-	8	10	10	4	13	13	5
Loitering	-	-	-	-	-	-	-	1	-
Gambling	-	-	1	-	-	-	5	2	-
Drunk Driving	-	-	86	118	58	29	103	63	14
Vehicle Laws	1	-	17	17	16	6	22	27	6
Malicious Mischief	-	-	44	69	58	31	60	69	11
Warrants	-	-	-	-	-	-	-	-	-
Receiving Stolen Property	1	-	15	7	4	2	8	13	3
Federal Offenses W/O Money	-	-	-	3	2	-	2	1	-
Federal Offenses With Money	-	-	1	-	-	-	-	-	-
Felonies, Miscellaneous	-	-	15	16	12	5	5	14	3
Misdemeanors, Miscellaneous	-	-	10	3	6	6	13	8	4
Sub-Total	16	1	440	848	634	177	508	511	131
NON-CRIMINAL									
Persons Missing	-	-	20	61	42	22	53	33	7
Juvenile, Non-Criminal	-	-	1	1	1	-	1	1	-
Commitments	-	-	-	-	-	-	-	-	-
Miscellaneous, Non-Criminal	2	1	45	72	90	29	64	51	22
Suicide and Attempt	-	-	2	5	4	4	3	1	3
Mentally Ill	-	-	6	17	6	4	3	8	-
Accidents, Traffic	-	-	121	154	106	51	121	77	23
Accidents, Miscellaneous	1	-	8	20	15	4	10	6	2
Persons Dead	-	-	4	22	4	7	7	8	1
Sub-Total	3	1	207	352	268	121	262	185	58

LYNWOOD STATION
OFFENSES BY REPORTING DISTRICT

	Unincorporated										
	2531	2532	2533	2534	2535	2536	2537	2538	2551	2552	2553
PART I CRIME OFFENSES											
Criminal Homicide	1	3	1	-	1	2	4	2	4	3	1
Forcible Rape	1	2	3	-	3	7	5	1	5	5	10
Robbery	9	46	45	-	38	38	67	13	33	50	46
Aggravated Assault	27	60	56	-	44	52	84	10	55	58	50
Burglary	37	98	80	-	52	64	86	14	136	127	188
Larceny Theft	34	59	31	-	26	49	60	86	70	99	67
Grand Theft Auto	21	37	24	-	15	28	28	41	43	42	52
Arson	2	6	6	-	10	6	10	-	8	7	6
Sub-Total	132	311	246	-	189	246	344	167	354	391	420
ALL OTHER OFFENSES											
Checks (Worthless)	1	-	3	-	-	-	-	-	1	1	-
Forgery	1	2	2	-	3	-	3	-	-	3	2
Sex Felonies	1	1	-	-	1	2	-	-	3	3	1
Sex Misdemeanors	-	2	1	-	-	-	2	-	-	1	-
Assaults, Non-Aggravated	2	12	9	-	6	8	12	5	10	24	33
Weapon Laws	13	41	22	1	23	25	37	5	24	30	26
Defrauding, Misdemeanor	-	1	-	-	-	-	1	-	1	-	-
Offenses Against Family	1	4	-	-	1	3	2	1	1	1	2
Narcotics	47	188	35	1	66	120	202	12	102	60	46
Liquor Laws	-	-	1	-	-	2	2	-	2	2	2
Drunk	10	27	19	-	9	17	30	6	18	21	26
Disorderly Conduct	1	1	2	-	2	-	2	3	2	6	6
Loitering	-	-	-	-	-	-	-	-	-	-	-
Gambling	-	15	3	-	-	2	23	-	1	8	8
Drunk Driving	6	12	19	-	15	12	24	2	27	34	36
Vehicle Laws	1	12	3	-	5	2	13	4	7	5	13
Malicious Mischief	5	23	13	-	14	12	17	1	27	24	35
Warrants	-	-	-	-	-	-	-	-	-	-	-
Receiving Stolen Property	1	11	6	-	6	9	14	-	14	11	6
Federal Offenses W/O Money	-	-	-	-	-	1	1	1	-	-	-
Federal Offenses With Money	-	-	-	-	-	1	1	-	-	-	-
Felonies, Miscellaneous	1	3	1	-	1	2	4	3	3	2	3
Misdemeanors, Miscellaneous	3	3	2	-	2	4	3	1	1	7	2
Sub-Total	94	358	141	2	154	222	393	44	244	243	247
NON-CRIMINAL											
Persons Missing	8	11	10	1	6	13	17	3	22	11	18
Juvenile, Non-Criminal	1	1	-	-	-	2	1	1	-	1	1
Commitments	-	-	-	-	-	-	-	-	-	-	-
Miscellaneous, Non-Criminal	23	30	7	-	19	11	12	3	25	31	34
Suicide and Attempt	2	-	-	-	-	-	-	1	-	-	-
Mentally Ill	5	5	1	1	4	5	4	-	3	2	7
Accidents, Traffic	-	-	-	-	-	-	-	-	-	-	-
Accidents, Miscellaneous	2	1	-	-	1	-	-	-	1	-	-
Persons Dead	4	10	3	-	2	2	3	5	3	9	-
Sub-Total	45	58	21	2	32	33	37	13	54	54	60

LYNWOOD STATION

PART I OFFENSES CLEARED

ACTUAL KNOWN OFFENSES	STATION TOTAL	UNINCORPORATED	LYNWOOD
TOTAL PART I OFFENSES	7,231	2,799	4,432
Number Cleared	1,334	575	759
Percent Cleared	18.5	20.5	17.1
CRIMINAL HOMICIDE	30	22	8
Number Cleared	26	15	11
Percent Cleared	86.7	68.2	137.5
FORCIBLE RAPE	97	42	55
Number Cleared	55	20	35
Percent Cleared	56.7	47.6	63.6
ROBBERY	823	385	438
Number Cleared	208	113	95
Percent Cleared	25.3	29.4	21.7
AGGRAVATED ASSAULT	987	496	491
Number Cleared	522	242	280
Percent Cleared	52.9	48.8	57.0
BURGLARY	2,431	882	1,549
Number Cleared	294	97	197
Percent Cleared	12.1	11.0	12.7
LARCENY THEFT	1,911	581	1,330
Number Cleared	155	56	99
Percent Cleared	8.1	9.6	7.4
GRAND THEFT AUTO	833	330	503
Number Cleared	74	32	42
Percent Cleared	8.9	9.7	8.4

STOLEN AND RECOVERED PROPERTY

	AMOUNT STOLEN	AMOUNT RECOVERED	PERCENT
TOTAL	$4,958,021	$ 933,429	18.8
Robbery	436,071	58,753	13.5
Burglary	2,018,434	96,798	4.8
Larceny Theft	530,452	33,535	6.3
Auto Theft	1,955,646	731,343	37.4
Rape	11,418	13,000	1.14

LYNWOOD STATION

TRAFFIC ACCIDENT AND ENFORCEMENT SUMMARY

	TRAFFIC ACCIDENTS 1981-82	1980-81
STATION TOTAL		
Total	653	672
Fatality	4	4
Injury	322	335
Non-Injury	327	333
LYNWOOD		
Total	653	672
Fatality	4	4
Injury	322	335
Non-Injury	327	333

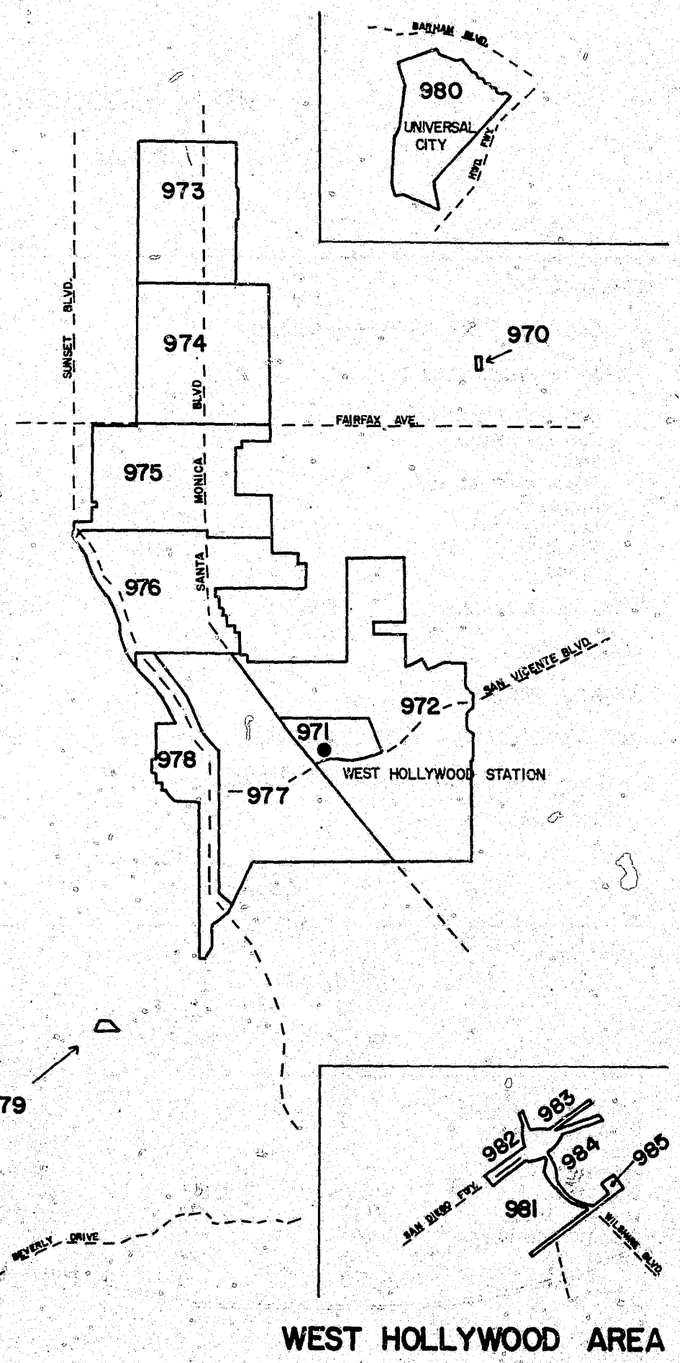

WEST HOLLYWOOD AREA

Preceding page blank

WEST HOLLYWOOD STATION

SYNOPSIS

	FISCAL YEAR 1981-82	FISCAL YEAR 1980-81	PERCENT CHANGE
PART I OFFENSES			
Crime Rate per 10,000 Population	1,716.52	1,790.20	- 4
NUMBER OF CASES HANDLED			
Criminal Homicide	8	9	- 11
Forcible Rape	45	72	- 38
Robbery	509	499	+ 2
Aggravated Assault	256	321	- 20
Burglary	1,640	1,844	- 11
Larceny Theft	2,973	2,972	-
Grand Theft Auto	834	826	+ 1
Arson	25	17	+ 47
TOTAL CASES HANDLED	11,758	12,436	- 5
ADULT ARRESTS	5,232	5,105	+ 2
JUVENILE ARRESTS	432	448	- 4
CASE ASSIGNMENTS TO ADULT DETECTIVES	8,131	8,701	- 7
CASE ASSIGNMENTS TO JUVENILE DETECTIVES	316	445	- 29

	AREA IN SQUARE MILES	POPULATION 1981-82	CRIME RATE PER 10,000 PART I OFFENSES 1981-82	1980-81	PERCENT CHANGE
Total Area	3.17	36,644	1,716.52	1,790.20	- 4

	1981-82 CASES	1980-81 CASES	1981-82 RATE PER 10,000	1980-81 RATE PER 10,000	PERCENT CHANGE
Criminal Homicide	8	9	2.18	2.46	- 11
Forcible Rape	45	72	12.28	19.65	- 38
Robbery	509	499	138.90	136.18	+ 2
Aggravated Assault	256	321	69.86	87.60	- 20
Burglary	1,640	1,844	447.55	503.22	- 11
Larceny Theft	2,973	2,972	811.32	811.05	-
Grand Theft Auto	834	826	227.60	225.41	+ 1
Arson	25	17	6.82	4.64	+ 47
Total	6,290	6,560	1,716.52	1,790.20	- 4

WEST HOLLYWOOD STATION

MOST FREQUENT CASES HANDLED

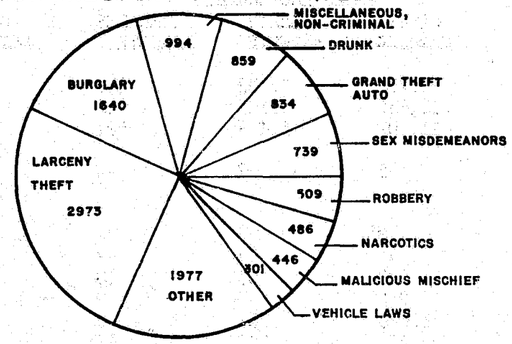

MOST FREQUENT ARRESTS

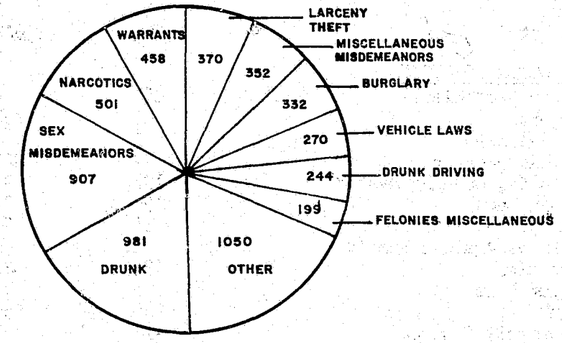

CRIME RATE

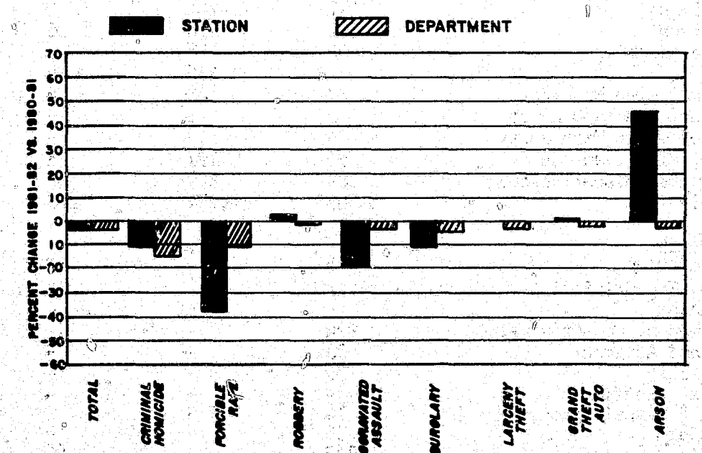

WEST HOLLYWOOD STATION

	CASES AND ARRESTS			CASE ASSIGNMENTS	
	CASES HANDLED	ADULTS ARRESTED	JUVENILES ARRESTED	ADULT DETECTIVES	JUVENILE DETECTIVES
FISCAL YEAR 1981-82	11,758	5,232	432	8,131	316
FISCAL YEAR 1980-81	12,436	5,105	448	8,701	445
FISCAL YEAR 1979-80	11,502	5,148	521	7,977	497
% CHANGE LAST TWO YEARS	-5	+2	-4	-7	-29
PART I CRIME OFFENSES					
Criminal Homicide	8	7	-	-	-
Forcible Rape	45	24	2	47	1
Robbery	509	165	30	52(	9
Aggravated Assault	256	90	9	24	11
Burglary	1,640	269	63	1,65	7
Larceny Theft	2,973	322	48	2,892	67
Grand Theft Auto	834	128	28	869	9
Arson	25	3	1	1	-
Sub-Total	6,290	1,008	181	6,239	104
ALL OTHER OFFENSES					
Checks (Worthless)	267	4	-	264	-
Forgery	61	66	2	15	-
Sex Felonies	5	1	-	4	-
Sex Misdemeanors	739	865	42	11	13
Assaults, Non-Aggravated	197	91	6	186	8
Weapon Laws	154	137	12	144	14
Defrauding, Misdemeanor	34	22	1	18	-
Offenses Against Family	2	-	-	-	2
Narcotics	486	476	25	21	14
Liquor Laws	78	15	18	5	13
Drunk	859	955	26	14	19
Disorderly Conduct	127	21	1	86	9
Loitering	-	-	-	-	-
Gambling	3	4	-	-	-
Drunk Driving	217	241	3	1	-
Vehicle Laws	301	250	20	25	20
Malicious Mischief	446	18	3	381	33
Warrants	-	456	2	-	-
Receiving Stolen Property	32	88	6	61	1
Federal Offenses W/O Money	5	1	-	5	-
Federal Offenses With Money	4	-	-	4	-
Felonies, Miscellaneous	97	191	8	91	2
Misdemeanors, Miscellaneous	189	322	30	17	12
Sub-Total	4,303	4,224	205	1,353	160
NON-CRIMINAL					
Persons Missing	46	-	33	2	29
Juvenile, Non-Criminal	17	-	1	2	17
Commitments	-	-	-	-	-
Miscellaneous, Non-Criminal	994	-	-	494	6
Suicide and Attempt	33	-	-	25	-
Mentally Ill	35	-	-	2	-
Accidents, Traffic	-	-	-	-	-
Accidents, Miscellaneous	14	-	-	14	-
Persons Dead	26	-	-	-	-
Sub-Total	1,165	-	46	539	52

WEST HOLLYWOOD STATION
OFFENSES BY REPORTING DISTRICT

	Unincorporated									
	0970	0971	0972	0973	0974	0975	0976	0977	0978	0979
PART I CRIME OFFENSES										
Criminal Homicide	-	-	-	-	2	1	1	2	-	-
Forcible Rape	-	-	4	6	6	5	9	6	9	-
Robbery	2	1	82	79	69	69	76	79	47	-
Aggravated Assault	1	10	25	39	21	41	47	38	31	-
Burglary	-	2	295	158	199	231	282	306	156	-
Larceny Theft	5	9	523	262	244	442	362	490	345	-
Grand Theft Auto	2	1	131	79	88	103	160	139	69	1
Arson	-	-	6	2	3	-	3	3	8	-
Sub-Total	10	23	1066	625	632	892	940	1063	665	1
ALL OTHER OFFENSES										
Checks (Worthless)	250	2	3	-	12	-	-	-	-	-
Forgery	1	-	10	6	5	4	10	5	17	-
Sex Felonies	-	1	-	-	3	-	1	-	-	-
Sex Misdemeanors	-	-	11	378	178	78	60	5	28	-
Assaults, Non-Aggravated	1	5	19	22	22	22	21	30	49	-
Weapon Laws	4	-	5	36	22	21	20	21	24	-
Defrauding, Misdemeanor	-	-	-	4	-	4	10	4	11	-
Offenses Against Family	-	-	1	-	-	-	1	-	-	-
Narcotics	26	9	40	112	45	90	63	33	67	-
Liquor Laws	2	-	1	22	11	16	9	1	16	-
Drunk	10	19	83	164	91	95	149	87	160	-
Disorderly Conduct	2	2	20	18	14	19	18	21	13	-
Loitering	-	-	-	-	-	-	-	-	-	-
Gambling	-	-	-	1	-	-	-	2	-	-
Drunk Driving	-	1	22	31	29	50	40	23	21	-
Vehicle Laws	13	1	18	127	32	30	48	14	17	1
Malicious Mischief	1	9	87	50	49	57	59	77	53	-
Warrants	-	-	-	-	-	-	-	-	-	-
Receiving Stolen Property	2	-	1	12	5	5	3	1	3	-
Federal Offenses W/O Money	-	-	-	-	-	3	2	-	-	-
Federal Offenses With Money	-	-	-	1	1	1	-	1	-	-
Felonies, Miscellaneous	3	3	16	10	6	7	13	12	15	-
Misdemeanors, Miscellaneous	1	1	13	59	23	19	44	13	14	-
Sub-Total	316	53	350	1053	548	521	571	350	508	1
NON-CRIMINAL										
Persons Missing	-	3	4	8	11	11	6	1	2	-
Juvenile, Non-Criminal	2	1	-	8	1	3	1	-	-	-
Commitments	-	-	-	-	-	-	-	-	-	-
Miscellaneous, Non-Criminal	20	23	168	134	123	119	141	149	100	2
Suicide and Attempt	-	1	5	2	3	5	3	4	6	1
Mentally Ill	-	1	5	2	5	6	3	7	5	0
Accidents, Traffic	-	-	-	-	-	-	-	-	-	-
Accidents, Miscellaneous	1	3	5	1	-	1	1	1	-	-
Persons Dead	-	-	5	4	4	6	3	2	2	-
Sub-Total	23	32	192	159	147	151	158	164	115	3

WEST HOLLYWOOD STATION
OFFENSES BY REPORTING DISTRICTS

	Unincorporated	
	0980	0981
PART I CRIME OFFENSES		
Criminal Homicide	-	-
Forcible Rape	-	-
Robbery	4	1
Aggravated Assault	3	-
Burglary	11	-
Larceny Theft	287	4
Grand Theft Auto	59	2
Arson	-	-
Sub-Total	364	7
ALL OTHER OFFENSES		
Checks (Worthless)	-	-
Forgery	3	-
Sex Felonies	-	-
Sex Misdemeanors	1	-
Assaults, Non-Aggravated	6	-
Weapon Laws	1	-
Defrauding, Misdemeanor	1	-
Offenses Against Family	-	-
Narcotics	1	-
Liquor Laws	-	-
Drunk	1	-
Disorderly Conduct	-	-
Loitering	-	-
Gambling	-	-
Drunk Driving	-	-
Vehicle Laws	-	-
Malicious Mischief	4	-
Warrants	-	-
Receiving Stolen Property	-	-
Federal Offenses W/O Money	-	-
Federal Offenses With Money	-	-
Felonies, Miscellaneous	12	-
Misdemeanors, Miscellaneous	1	1
Sub-Total	31	1
NON-CRIMINAL		
Persons Missing	-	-
Juvenile, Non-Criminal	1	-
Commitments	-	-
Miscellaneous, Non-Criminal	13	2
Suicide and Attempt	1	2
Mentally Ill	1	-
Accidents, Traffic	-	-
Accidents, Miscellaneous	1	-
Persons Dead	-	-
Sub-Total	17	4

WEST HOLLYWOOD STATION

PART I OFFENSES CLEARED

ACTUAL KNOWN OFFENSES	STATION TOTAL
TOTAL PART I OFFENSES	6,277
Number Cleared	592
Percent Cleared	9.4
CRIMINAL HOMICIDE	8
Number Cleared	3
Percent Cleared	37.5
FORCIBLE RAPE	45
Number Cleared	14
Percent Cleared	31.1
ROBBERY	508
Number Cleared	73
Percent Cleared	14.4
AGGRAVATED ASSAULT	255
Number Cleared	191
Percent Cleared	74.9
BURGLARY	1,639
Number Cleared	125
Percent Cleared	7.6
LARCENY THEFT	2,969
Number Cleared	147
Percent Cleared	5.0
GRAND THEFT AUTO	828
Number Cleared	39
Percent Cleared	4.7

STOLEN AND RECOVERED PROPERTY

	AMOUNT STOLEN	AMOUNT RECOVERED	PERCENT
TOTAL	$12,262,394	$2,162,905	17.6
Robbery	551,485	6,027	1.1
Burglary	4,428,220	159,869	3.6
Larceny Theft	2,204,298	30,861	1.4
Auto Theft	5,057,973	1,965,950	38.9
Rape	20,418	198	1.0

YOUTH SERVICES BUREAU

ACTIVITY SUMMARY

The Youth Services Bureau is composed of five separate Details with widely diverse and varying responsibilities.

JUVENILE LIAISON DETAIL

This Unit works directly with the various agencies involved in the Juvenile Justice System. The responsibilities of this Detail include: processing and monitoring of court documents, management of the Witness On-Call Program at Pomona and Los Padrinos Juvenile Courts, and providing LASD representatives to the multi-agency panels that make dispositional decisions at both the Kenyon and Northeast Juvenile Justice Centers.

Departmental Juvenile Court Petition Requests

	Detained	Released	Total	% Change from last year
Part I Felonies	1392	2873	4265	- 14%
All Other Felonies	413	1480	1893	+ 22%
All Misdemeanors	544	3193	3737	+ 5%
300 WIC (Dependents)	1185	447	1632	+ 13%
Total	3534	7993	11527	+ .5%

Witness On-Call/Los Padrinos Juvenile Court

	LASD	Other Police	Total	% Change from last year
Officers Placed On-Call	2921	1113	4034	- 4%
Officers Called In	654	228	882	- 17%
Percentage Called In	22%	20%	22%	- 12%
Officer Hours Saved	11315	4662	15977	+ 5.5%
Civilians Placed On-Call	-	-	755	- 18%
Civilians Called In	-	-	167	- 47%
Percentage Called In	-	-	22%	- 36%
Civilian Hours Saved	-	-	2491	- 17%

Witness On-Call/Pomona Juvenile Court

	LASD	Other Police	Total	% Change from last year
Officers Placed On-Call	1507	2329	3836	- 9%
Officers Called In	155	348	503	- 41%
Percentage Called In	10%	15%	13%	- 35%
Officer Hours Saved	6172	8600	14772	+ 12%
Civilians Placed On-Call	-	-	1324	- 9%
Civilians Called In	-	-	231	- 25%
Percentage Called In	-	-	16%	- 24%
Civilian Hours Saved	-	-	4659	- 20%

Kenyon Juvenile Justice Center Disposition Panel

	LASD	Other Police	Total
Cases Referred to Justice Center Panel	1048	2060	2958
Petitions Filed	652	1256	1908
Percentage of Cases Filed	62%	66%	64.5%

Northeast Juvenile Justice Center Disposition Panel

	LASD	Other Police	Total
Cases Referred to Justice Center Panel	323	1366	1689
Petitions Filed	196	907	1103
Percentage of Cases Filed	60%	67%	65%

YOUTH SERVICES BUREAU

CHILD ABUSE DETAIL

The Unit is responsible for the investigation and disposition of all physical abuse, familial sexual abuse, and failure to thrive cases occurring within the jurisdiction of the Department.

Child Abuse Detail provides training expertise for Academy cadet classes, Advanced Officer Training, juvenile school and station training. Additionally, this unit regularly provides training expertise for DPSS, paramedics, hospital staff, and school personnel. This unit recorded a 20% increase in cases reported.

Cases Reported	1805	Complaints Obtained/Rejected	306
Assigned to Investigators	1219	Complaints Not Sought	922
Referred/Unfounded	586	Detained Petitions	697
Children Detained	867	Released Petitions	282
Suspects Arrested	276		

Cases by Station

Station	Cases	Station	Cases
Firestone	95	Antelope Valley	150
East Los Angeles	130	Crescenta Valley	23
Lennox	160	Lakewood	193
Norwalk	210	Industry	373
Temple	99	Pico Rivera	61
Santa Clarita Valley	70	Carson	104
Altadena	50	Lomita	18
San Dimas	43	Lynwood	132
West Hollywood	7	Avalon	0
Malibu	13	Outside Police Departments	76
		TOTAL	1805

Public Appearance Speaking Engagements: 107
Presentations to 5,191 people

DELINQUENCY PREVENTION DETAIL

This Unit is responsible for monitoring and providing expertise on the Department's Diversion program. Not only are community agencies evaluated on services rendered, but success rates are also studied. Additionally, this Unit is represented on all of the 13 County Diversion Projects, and on the County School Attendance Review Board.

Juvenile Diverted (Arrested and Non-Arrested)	2314
Diversion Rate of all Juveniles	12%
Recidivism Rate of all Diverted Juveniles	18%

STREET GANG DETAIL

This Unit is responsible for information and intelligence gathering in those station areas with street gang problems. The flow of communication between stations and other agencies, providing expertise in gang society, and maintenance of the Integrated Gang Information System are all functions of the Unit.

The Unit also assists station commanders, upon request, with particularly critical gang problems. This would include amusement parks, beaches, and other locations which may attract gang members in large numbers. A highly mobile force of gang experts, composed of Headquarters Gang Detail and Operation Safe Streets, can be reassigned, on short notice, to any location to suppress gang activity.

OPERATION SAFE STREETS

This program is reducing gang violence in selected areas through intensive selective enforcement aimed at the criminal activity of target gangs. The program currently includes team working at seven stations (the Firestone Operation Safe Streets team having become operational January 4, 1982).

Total Cases Handled	2454
Total Arrests	2514
Patrol	1339
Operation Safe Streets	1175
Criminal Filings	1653
Complaints	544
Petitions	1109
Homicides Involving Target Gangs	39

Chapter 6

ADMINISTRATIVE DIVISION

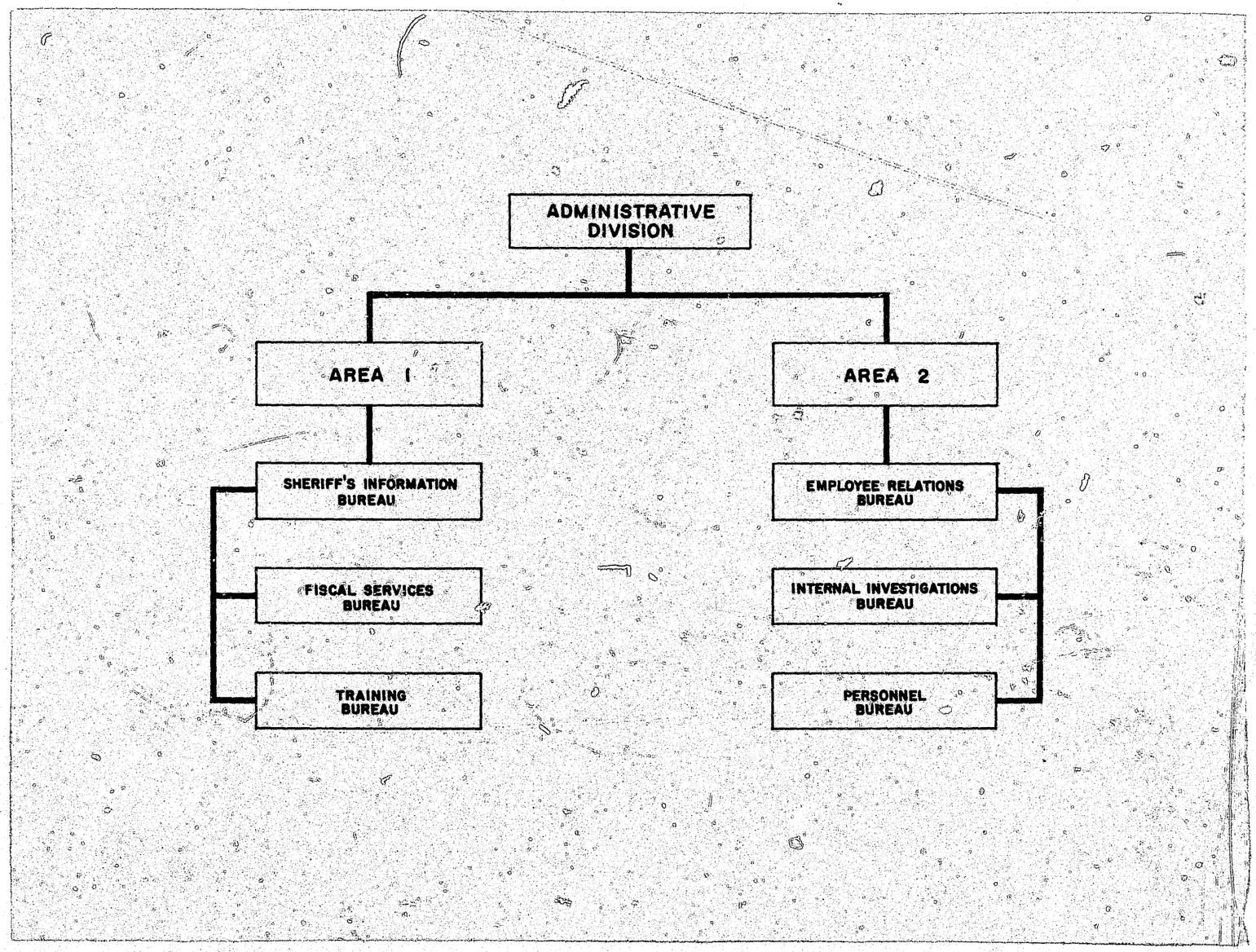
ADMINISTRATIVE DIVISION
AREA 1
AREA 2
SHERIFF'S INFORMATION BUREAU
FISCAL SERVICES BUREAU
TRAINING BUREAU
EMPLOYEE RELATIONS BUREAU
INTERNAL INVESTIGATIONS BUREAU
PERSONNEL BUREAU

ADMINISTRATIVE DIVISION

PERSONNEL ASSIGNMENTS

July 1, 1981

	TITLE	NUMBER OF POSITIONS
DIVISION ADMINISTRATION	Chief	1
	Inspector	2
	Sergeant	3
	Senior Secretary V	1
	Secretary V	2
INFORMATION BUREAU	Captain	1
	Sergeant	4
	Deputy Sheriff, Generalist	13
	Public Information Assistant	1
	Services Assistant	1
	Intermediate Stenographer	3
	Secretary V	1
	Programmed Typewriter Operator	1
EMPLOYEE RELATIONS BUREAU	Captain	1
	Lieutenant	3
	Sergeant	5
	Deputy Sheriff, Generalist	6
	Departmental Employee Relations Representative	1
	Administrative Assistant II	2
	Secretary V	1
	Senior Typist Clerk	1
	Intermediate Typist Clerk	2
FISCAL SERVICES BUREAU	Captain	1
	Lieutenant	1
	Sergeant	1
	Deputy Sheriff, Generalist	2
	Chief Budget Fiscal Services	1
	Fiscal Officer II	1
	Accounting Officer III	2
	Department Facilities Planner I	1
	Supervising Administrative Assistant I	1
	Accounting Officer I	1
	Records Management Analyst	1
	Accountant III	3
	Administrative Assistant II	3
	Accountant II	4
	Facilities Planning Assistant	1
	Supervising Payroll Clerk IV	1
	Head Evidence & Property Secretary	1
	Procurement Assistant II	1
	Warehouse Worker III	1
	Accountant I	1
	Evidence & Property Custodian Supervisor	2
	Staff Assistant I	1
	Procurement Assistant I	1
	Administrative Assistant I	1

ADMINISTRATIVE DIVISION

PERSONNEL ASSIGNMENTS

July 1, 1981

	TITLE	NUMBER OF POSITIONS
FISCAL SERVICES BUREAU (Continued)	Accounting Technician II	2
	Secretary V	1
	Evidence & Property Custodian	11
	Supervising Payroll Clerk I	1
	Medium Truck Driver	1
	Inventory Control Assistant II	1
	Accounting Technician I	4
	Procurement Aid	1
	Inventory Control Assistant I	2
	Payroll Clerk II	4
	Secretary III	1
	Warehouse Worker Aide	3
	Assistant Payroll Clerk III	14
	Senior Clerk	3
	Senior Typist Clerk	1
	Account Clerk II	10
	Intermediate Stenographer	2
	Account Clerk I	2
	Intermediate Clerk	1
	Intermediate Typist Clerk	6
	Bookkeeping Machine Operator	1
INTERNAL INVESTIGATIONS BUREAU	Captain	1
	Lieutenant	2
	Sergeant	11
	Deputy Sheriff, Generalist	6
	Secretary V	1
	Supervising Stenographer I	1
	Word Processor I	3
	Intermediate Typist Clerk	2
PERSONNEL BUREAU	Captain	1
	Lieutenant	2
	Sergeant-At-Arms	1
	Sergeant	4
	Deputy Sheriff, Generalist	12
	Head Departmental Personnel Technician	1
	Departmental Personnel Technician	1
	Principal Departmental Personnel Assistant	1
	Senior Departmental Personnel Assistant	2
	Services Assistant	1
	Senior Department Personnel Technician	1
	Secretary V	1
	Intermediate Supervisory Clerk	1
	Departmental Personnel Assistant	5
	Senior Typist Clerk	7
	Assistant Payroll Clerk I	1
	Programmed Typewriter Operator	2
	Intermediate Typist Clerk	5

ADMINISTRATIVE DIVISION

PERSONNEL ASSIGNMENTS

July 1, 1981

	TITLE	NUMBER OF POSITIONS
TRAINING BUREAU	Captain	1
	Lieutenant	4
	Sergeant	8
	Deputy Sheriff, Generalist	48
	Deputy Sheriff Trainee	105
	Graphic Arts Coordinator	1
	Photographer II	1
	Staff Assistant I	2
	Warehouse Worker II	1
	Secretary V	1
	Warehouse Worker I	1
	Warehouse Worker Aide	1
	Senior Clerk	1
	Intermediate Stenographer	1
	Assistant Payroll Clerk I	2
	Intermediate Typist Clerk	2
BUDGETED SPECIAL POSITIONS	Lieutenant	2
	Sergeant	1
	Deputy Sheriff, Generalist	2

EMPLOYEE RELATIONS BUREAU

Employee Relations Section

Month	J	A	S	O	N	D	J	F	M	A	M	J
Grievances	28	16	26	15	22	12	14	18	7	15	17	5

During the Fiscal Year 1981-82, 195 formal grievances were processed. This includes advice and technical assistance in addition to the mechanics of processing.

Administration of each Memorandum of Understanding (MOU) is coordinated by this section. There are 25 MOU's covering approximately 7,000 employees.

Employee Relations Section staff conducted training for three Sergeant Supervisory classes and four Civilian Supervisory classes in performance evaluations, grievance handling, discipline and documentation, and scheduling/timekeeping. The staff conducted training in employee relations for six cadet classes. In addition, two seminars were given on Grievance Processing and Employee Relations to the ranks of Lieutenant through Chief.

Staff from this Section assist the Chief Administrative Office representatives in research and investigation on all unfair labor practices and arbitrations relating to the Sheriff's Department.

Legal Section

During Fiscal Year 1981-82, this Section conducted legal research to aid in the formulation of Departmental policies and procedures.

Responded to special requests from Departmental members for information of a legal nature affecting line and staff operations, both formally and informally. This Section completed 53 formal research projects.

Provided Departmental liaison with the County Counsel and the District Attorney.

Prepared 7 requests for formal and 22 informal County Counsel opinions dealing with various matters affecting the Sheriff's Department.

Assisted the EPC Legislative Section by analyzing the potential impact of pending legislation and by drafting suggested amendments to both pending legislation and current laws affecting law enforcement.

Provided 832 Penal Code training classes to approximately 350 individuals from outside agencies (including Probation Officers, Firemen, Security Guards, etc.); and training classes in constitutional law, evidence and criminal procedure at the Sheriff's Training Bureau.

Physical Fitness Section

During fiscal Year 1981-82, the Physical Fitness Section coordinated the scheduling of 1055 sworn personnel for medical examinations. These comprehensive examinations, administered by Occupational Health Services in two phases, consisted of a thorough medical examination, and a cardiopulmonary examination (exercise test) to evaluate how the body functions under stress.

	J	A	S	O	N	D	J	F	M	A	M	J	TOTAL
PHASE I	34	61	68	56	23	26	39	28	43	42	47	53	520
TRAINING OFFICERS	5	24	41	39	8	8	11	12	15	21	35	19	238
PATROL SCHOOL	-	15	11	-	-	2	9	-	-	2	1	8	48
VOLUNTEERS	29	22	16	17	15	16	19	16	28	19	11	26	234

	J	A	S	O	N	D	J	F	M	A	M	J	TOTAL
PHASE II	40	17	33	52	58	47	53	27	34	30	43	101	535
TRAINING OFFICERS	-	3	8	24	27	13	17	18	8	16	33	50	217
PATROL SCHOOL	-	6	1	1	1	-	8	-	-	-	-	7	24
VOLUNTEERS	40	8	24	27	30	34	28	9	26	14	10	44	294

CIVIL SERVICE ADVOCATE

	81-82	80-81
Number of request for hearings denied	15	
Number of Hearings Granted	26	44
Hearings in which Department Sustained	13	42
Hearings in which Department NOT Sustained	0	2
Stipulated Settlements	5	
Total Number of Hearing Days	42	96
Total Case Conferences Regarding Discipline	70	33
Total Case Conferences with outside agencies/Departments	49	0
Total Number of Witnesses Interviewed	277	211
Total Number of Witnesses Subpoened	154	139
Total Number of Exhibits Prepared for Evidence	240	197

MANUALS AND ORDERS SECTION

During Fiscal Year 1981-82, this Section prepared, distributed and was responsible for the maintenance of over 700 Department Policy and Procedures Manuals.

Researched, wrote, routed for approval, and distributed Temporary Departmental Orders.

Assisted Divisions/Bureaus in the development of Unit Manuals.

Reviewed all Departmental publications to ensure that information was consistent and not in conflict with the Manual of Policy and Procedures.

Provided assistance to other agencies in the formulation of Manuals and Procedures.

Temporary Departmental Orders completed 10

Special projects completed 26

Manual Chapters/Volumes revised and distributed 2

Manual Chapters/Volumes under revision for reprinting 5

Department Manuals prepared for Stations/Bureaus 45

Department Manuals prepared for outside agencies 14

Page Audits completed 43

HEALTH AND WELFARE SECTION

INDUSTRIAL INJURIES	Pool	Exec.	Admin.	Civil	Custody	Detective	FOD East	FOD West	FOD North	Technical Services	TOTAL INJURIES
Training											
Physical	0	0	124	2	51	3	31	23	15	2	251
Other	0	1	14	0	28	1	12	7	5	2	70
Traffic Accident	0	1	8	3	7	8	48	43	28	5	151
Assaults											
Hand	0	0	6	7	149	8	111	103	71	11	466
Weapon	0	0	1	0	6	0	3	9	8	0	27
Gun	0	0	2	0	6	1	3	3	5	1	21
Muscle Strain	0	2	15	8	41	13	49	41	62	35	266
Heart Disease	0	3	6	1	20	5	13	21	11	8	88
Falls/Slips											
Facility	0	2	29	10	112	12	41	41	48	26	321
Other	0	0	1	2	4	5	30	33	32	1	108
Animal Bites	0	0	0	0	7	2	13	13	8	1	44
Comm. Disease	0	0	4	0	107	0	8	7	11	7	144
Mental Illness	0	0	3	4	5	6	6	13	7	1	45
Miscellaneous											
Preventable											
Police	0	0	0	0	3	0	0	15	2	0	20
General	0	0	2	0	37	0	3	5	4	9	60
Unpreventable											
Police	0	2	3	4	26	6	61	42	38	3	185
General	0	0	9	6	52	7	28	38	36	19	195
TOTAL INJURIES:	0	11	227	47	661	77	460	457	391	131	2462

TOTAL RETIREMENT:	Regular Service	Service Disability	Non-Service Disability	TOTAL
	105	121	11	237

TOTAL INJURIES:	Industrial	Deaths On-Duty	Deaths Off-Duty	Insurance Applications	Extended Illness	Damaged Property Claims	TOTAL
	2462	1	4	2306	9	212	4994

DEPARTMENT BUDGETS

	FISCAL YEAR 1982-83	FISCAL YEAR 1981-82		PERCENT CHANGE
SALARY AND EMPLOYEE BENEFITS				
Sheriff	$255,695,980	$228,330,270	+	11.99
Custody	77,699,112	68,586,833	+	13.29
Total	$333,395,092	$296,917,103	+	12.29
SERVICES, SUPPLIES AND OTHER CHARGES				
Sheriff	$ 28,076,301	$ 22,850,022	+	22.82
Custody	25,257,520	23,204,188	+	8.85
Total	$ 53,333,821	$ 46,054,210	+	15.81
FIXED ASSETS-EQUIPMENT				
Sheriff	$ 1,088,037	$ 2,213,037	-	50.84
Custody	591,974	733,752	-	19.32
Total	$ 1,680,011	$ 2,946,789	-	42.99
COST APPLIED				
Sheriff	$ 653,351	$ 684,055	-	4.49
Custody	4,102,152	3,337,586	+	22.91
Total	$ 4,755,503	$ 4,021,641	+	18.25
REVENUE				
Total	$ 58,009,151	$ 51,098,955	+	13.52
CAPTIAL PROJECTS				
Sheriff	$ 13,067,704	$ 13,086,000	-	.14
Custody	8,025,000	26,000	+30,765.38	
Total	$ 21,092,704	$ 13,112,000	+	60.87

INTERNAL INVESTIGATIONS BUREAU

TOTAL INVESTIGATIONS (IIB) *

Incidents	107
Citizen initiated	70
Internally initiated	28
Other agency notification	9
Sworn personnel investigations	103
Civilian personnel investigations	4
Off-duty incidents	33
On-duty incidents	74
Separate allegations in 107 incidents	154
Allegations founded	67
Allegations unfounded	51
Allegations unsubstantiated	36

TOTAL INVESTIGATIONS (Divisional) *

Incidents	571
Citizen initiated	416
Internally initiated	133
Other agency notification	22
Sworn personnel investigations	558
Civilian personnel investigations	13
Off-duty incidents	46
On-duty incidents	525
Separate allegations in 571 incidents	854
Allegations founded	345
Allegations unfounded	411
Allegations unsubstantiated	98

COURT DISCOVERY UNIT

Motions processed for calendar year 1981	298
Personnel involved in motions	705

CIVIL CLAIMS UNIT

Civil claims investigated	816

* Figures reflect investigations concluded in calendar year 1981

PERSONNEL BUREAU

PRE-EMPLOYMENT BACKGROUNDS	INVESTIGATIONS	DISQUALIFIED	PERCENTAGE DISQUALIFIED
Deputy Sheriff Trainees	2095	1170	55.85
Reserve Deputy Sheriffs	139	49	35.25
Civilian Employees	465	95	20.43
Harbor Patrol	1	0	0.00
Security Wards	6	1	16.67
Reinstatements	44	26	59.09
TOTAL	2750	1341	48.76

Termination Interviews

Sworn Employees	348
Civilian Employees	278
Total	626

Reinstatement Interviews

Sworn Employees	44
Civilian Employees	0

Cadets Retained in Civilian Positions

Recycled	31
Voluntary Demotion	8
Total	39

PERSONNEL BUREAU

INCOMING REPORTS	1,002
OUTGOING REPORTS	657
CHANGE OF STATUS REPORTS	
Promotions	347
Demotions/Reductions	50
Restorations	14
Administrative Reassignments	582
Special Compensations	1,170
Ordinance Changes	761
Reclassifications	65
Step Advances	352
Total	3,341
LOCATION CHANGES	3,221
STEP ADVANCES	
Sworn Personnel	808
Non-Sworn Personnel	570
Total	1,378
VERIFICATION OF EMPLOYMENT (WRITTEN)	320

FISCAL SERVICES BUREAU

PAY CHECK DISTRIBUTION		
Sworn Personnel (Regular & other Pay)		143,152
Non-Sworn Personnel (Regular & other Pay)		54,709
	TOTAL	197,861
RETIREMENT FORMS (Withdrawals, Memos, & Entry Forms)		1,23[illegible]

ADMINISTRATIVE DIVISION

SHERIFF'S INFORMATION BUREAU

WORKLOAD	FISCAL YEAR 1981-82
ADMINISTRATIVE SECTION	
Correspondence prepared by all sections	1,813
Departmental tours and public appearances assigned	924
News Releases	97
Sheriff's Bulletins	13
Unit Commander's Letter	16
Super Facts	0
OPERATIONS SECTION	
Sheriff's Operational Log Entries	2,440
Press (Code 20) Releases	1,045
Press (Code 20) Media Interviews (Telephone and Recorded)	3,570
Emergency Broadcast System Tests	71
Media Monitoring Assignments	773
PRESS LIAISON SECTION	
Liaison contacts with News Media	3,458
Liaison contacts with Patrol Stations	419
Field Liaison Assignments	61
Headquarters Assignments	115
Press Passes Processed	1,313
COMMUNITY RELATIONS LIAISON SECTION	
Media Public Service	
Programs coordinated	112
Contacts made	260
Community Services	
Projects	31
Personal appearances	9
Displays coordinated	5
Special Events coordinated	25
Documentary Art	
Number of Participating Illustrators	162
Number of Illustrations to date	218
Number of Showings	6
INTERNATIONAL LIAISON	
Consular Corps Credentials issued	275
Translations	65
Tours	35
Assistance to other agencies	250
Seminars and Lectures	15

TRAINING BUREAU

CADET TRAINING

	FISCAL YEAR 1981-82
BASIC ACADEMY	
L.A.S.D. Cadets Entering Classes #206-210	597
L.A.S.D. Cadets Graduating	457
Percent Graduated	76%
Participating Agency Cadets Entering Classes #206-210	224
Participating Agency Cadets Graduating	154
Number of Participating Agency	60
Percent Graduating	68%
Total Graduated	611
Total Percent Graduated	74%
RESERVE TRAINING	
L.A.S.D. Cadets Entering Class #52	48
L.A.S.D. Cadets Graduating	28
Percent Graduated	58%
Participating Agency Cadets Entering Class #52	48
Participating Agency Cadets Graduating	33
Number of Participating Agencies	9
Percent Graduated	68%
Total Graduated	61%
Total Percent Graduated	63
L.A.S.D. Cadets Entering Specialist Class #30	22
L.A.S.D. Cadets Graduating	21
Percent Graduated	95%
EXPLORER TRAINING	
L.A.S.D. Cadets Entering Classes #27 and #28	202
L.A.S.D. Cadets Graduating	141
Percent Graduated	70%

WEAPONS TRAINING

WAYSIDE - ALL PURPOSE RANGE (TRAINING)	
L.A.S.D. Personnel	7,106
Participating Agency Personnel	1,672
Total	8,778

WEAPONS TRAINING (Continued)

	FISCAL YEAR 1981-82
WAYSIDE - PISTOL RANGE (QUALIFICATION)	
L.A.S.D. Personnel	9,034
Participating Agency Personnel	1,318
Total	10,352
MIRA LOMA RANGE (QUALIFICATION)	
L.A.S.D. Personnel	741
Participating Agency Personnel	80
Total	821
ACADEMY RANGE (QUALIFICATION)	
L.A.S.D. Personnel	29,374
Participating Agency Personnel	7,555
Remedial Firearms Training	368
Total	37,297
TEAR GAS TRAINING	
L.A.S.D. Personnel	833
Participating Agency Personnel	106
Total	939
RANGE DEMONSTRATIONS	
Number of Demonstrations	14
Man Hours	10
Total Attendance	1,382
ENTIRE RANGE OPERATION	
Total Side Arm Courses Fired	57,024
Total Shotgun Courses Fired	15,725
Total Special Weapons Courses Fired	1,103
Total Night Courses Fired	5,229
Total Weapons Inspected	4,618
Total Weapons Tested	3,890
Total Weapons Repaired	2,014
Total Number of Rounds Expended	3,338,000

ADVANCED OFFICER TRAINING

ADVANCED OFFICER TRAINING	
24-HOUR MANDATORY TRAINING (MAKEUP)	
Session A	18
Session B	17
Session C	23
Total - All Sessions	58
ADVANCED OFFICER TRAINING - 19 COURSES - 24-HOUR PROGRAM	
L.A.S.D. Personnel	459
Participating Agency Personnel	-
Total	459

ADVANCED OFFICER TRAINING (Continued)

	FISCAL YEAR 1981-82
NET DEMONSTRATIONS AND TRAINING	
L.A.S.D. Personnel	875
Participating Agency Personnel	700
Total	1,575
PR-24 INSTRUCTORS COURSE - 4 CLASSES	
L.A.S.D. Personnel	20
Participating Agency Personnel	70
Total	90
HAZARDOUS MATERIALS - 52 CLASSES	
L.A.S.D. Personnel	2,154
Participating Agency Personnel	-
Total	2,154
WATCH COMMANDERS HAZARDOUS MATERIALS SCHOOL - 2 CLASSES	
L.A.S.D. Personnel	48
Participating Agency Personnel	-
Total	48
IN-SERVICE 8-HOUR TRAINING CLASSES - 75 CLASSES	
L.A.S.D. Personnel	2,683
Participating Agency Personnel	-
Total	2,683
OFFICER SURVIVAL - 47 CLASSES	
L.A.S.D. Personnel	1,575
Participating Agency Personnel	-
Total	1,575
WEAPONS RETENTION - 32 CLASSES	
L.A.S.D. Personnel	1,240
Participating Agency Personnel	-
Total	1,240
ADVANCED OFFICER TRAINING - TOTAL PERSONNEL TRAINED	9,365
DRIVER TRAINING	
L.A.S.D. Personnel Trained	824
Participating Agency Personnel Trained	328
Total Attendance for Tours of Pomona Facility	46
Total Personnel Trained	1,198

TECHNICAL SCHOOLS

	FISCAL YEAR 1981-82
TECHNICAL SCHOOLS	
BASIC NARCOTICS	
L.A.S.D. Personnel	21
Participating Agency Personnel	26
Total	47
ARREST AND FIREARMS I	
L.A.S.D. Personnel	1
Participating Agency Personnel	114
Total	115
JAIL OPERATIONS (40 HOURS) - CLASSES	
L.A.S.D. Personnel	771
Participating Agency Personnel	15
Total	786
JAIL OPERATIONS (104 HOURS) - CLASSES	
L.A.S.D. Personnel	64
Participating Agency Personnel	19
Total	83
ARREST AND FIREARMS II	
L.A.S.D. Personnel	-
Participating Agency Personnel	71
Total	71
ASSAULT SPEAKER TRAINING	
L.A.S.D. Personnel	63
Participating Agency Personnel	-
Total	63
FIRST AID INSTRUCTOR TRAINING	
L.A.S.D. Personnel	22
Participating Agency Personnel	-
Total	22
LAW ENFORCEMENT INTERN SEMINAR - CLASS	
L.A.S.D. Personnel	25
Participating Agency Personnel	-
Total	25
CIVILIAN STRESS SEMINAR	
L.A.S.D. Personnel	731
Participating Agency Personnel	-
Total	731

TECHNICAL SCHOOLS (Continued)

	FISCAL YEAR 1981-82
MIDDLE MANAGEMENT - CLASSES (COORDINATION ONLY) Classes given by California State University, Northridge	
L.A.S.D. Personnel	27
Participating Agency Personnel	-
Total	27
PATROL SCHOOL - PHASE II	
L.A.S.D. Personnel	236
Participating Agency Personnel	1
Total	237
JUVENILE INVESTIGATION - CLASSES	
L.A.S.D. Personnel	24
Participating Agency Personnel	20
Total	44
CRIMINAL INVESTIGATION I	
L.A.S.D. Personnel	24
Participating Agency Personnel	24
Total	48
ADVANCED NARCOTICS	
L.A.S.D. Personnel	9
Participating Agency Personnel	16
Total	25
PATROL SCHOOL PHASE I TESTING	
L.A.S.D. Personnel	530
Participating Agency Personnel	-
Total	530
MATRON TRAINING	
L.A.S.D. Personnel	-
Participating Agency Personnel	19
Total	19
SPOUSAL TRAINING	
L.A.S.D. Personnel	55
Participating Agency Personnel	10
Total	65
COMMERCIAL VEHICLE ENFORCEMENT	
L.A.S.D. Personnel	28
Participating Agency Personnel	16
Total	44
CPR INSTRUCTOR TRAINING	
L.A.S.D. Personnel	22
Participating Agency Personnel	-
Total	22

TECHNICAL SCHOOLS (Continued)

	FISCAL YEAR 1981-82
SERGEANT SUPERVISORY - CLASSES	
L.A.S.D. Personnel	49
Participating Agency Personnel	44
Total	93
SUPERVISION FOR CIVILIANS IN LAW ENFORCEMENT - CLASS	
L.A.S.D. Personnel	70
Participating Agency Personnel	-
Total	70
TEACHER TRAINING - CLASSES	
L.A.S.D. Personnel	28
Participating Agency Personnel	7
Total	35
TRAFFIC ACCIDENT INVESTIGATION - CLASSES	
L.A.S.D. Personnel	55
Participating Agency Personnel	32
Total	87
FIELD TRAINING OFFICER - PHYSICAL AGILITY TRAINING	
L.A.S.D. Personnel	186
Participating Agency Personnel	9
Total	195
PATROL SCHOOL - PHASE II REMEDIATION	
L.A.S.D. Personnel	11
Participating Agency Personnel	-
Total	11
FIRST AID REVIEW	
L.A.S.D. Personnel	22
Participating Agency Personnel	-
Total	22
CPR REVIEW	
L.A.S.D. Personnel	25
Participating Agency Personnel	-
Total	25
TOTAL PERSONNEL TRAINED - TECHNICAL SCHOOLS	3,542

OPERATIONS

GRAPHIC ARTS	
Number of Project Completed	6,392
Total Man Hours Involved	1,420

TRAINING BUREAU

OPERATIONS (Continued)

	FISCAL YEAR 1981-82
LOGISTICS	
Safety Equipment Issued	2,719
Uniform Purchase Orders Processed	901
VISUAL AIDS SECTION	
Number of Films Produced	3
Number of Films Loaned	4,156
Number of Persons Viewing Films	110,000
Handouts Reproduced	193,160
P.O.S.T. CERTIFICATION	
Number of Certificates Processed	739
REIMBURSEMENT FOR TRAINING	
Number of Requests Processed	192
REIMBURSEMENT FOR EDUCATION	
Number of Requests Processed	153
ACADEMY TOURS	
Number of Tours	45
Number of Man Hours	135
Total Attendance	1,210
GRADUATIONS	
Number of Graduations	7
Number of Man Hours	980
Number in Attendance	9,000
Cadet Class #306 through #209	
Reserve Class #52	
Explorer Class #27 and #28	
Total Attendance	9,744
FAMILY NIGHT ACTIVITIES	
Number in Attendance (Reserve Class)	550
Number of Attendance (Cadet Class)	2,400
Number of Attendance (Explorer Class)	1,000
Total	3,950
PEACE OFFICERS' MEMORIAL SERVICE	
Number in Attendance	750

SPECIAL ATHLETIC EVENTS

PHYSICAL ABILITY TESTING	
L.A.S.D. Personnel	3,000
Participating Agency Personnel	3,800
Total	6,800
POLICE OLYMPICS	
Number of "Open" Participants (18-33 years)	135
Number of "Senior" Participants (34-43 years)	65
Number of "Master" Participants (44 years +)	40
Number of Male Participants	165
Number of Female Participants	75
Total Number of Participants	240
INTER-DEPARTMENT SPORTING EVENTS	
Number of Sporting Events Coordinated	8
Number of Personnel Participating	155
INTRA-DEPARTMENT SPORTING EVENTS	
Number of Sporting Events Coordinated	8
Number of Personnel Participating	220

Chapter 7

TECHNICAL SERVICES DIVISION

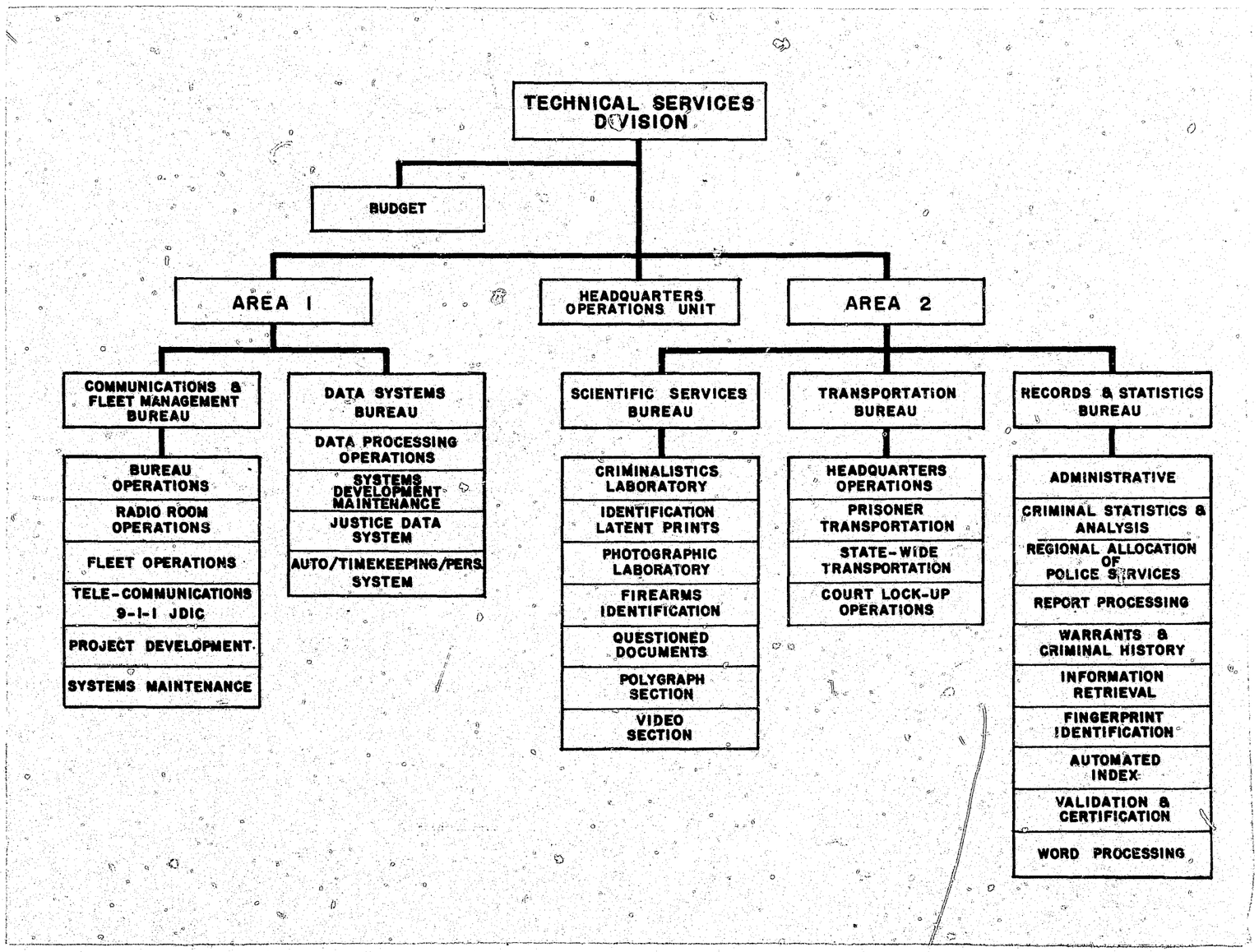
TECHNICAL SERVICES DIVISION
BUDGET
AREA 1
HEADQUARTERS OPERATIONS UNIT
AREA 2
COMMUNICATIONS & FLEET MANAGEMENT BUREAU
BUREAU OPERATIONS
RADIO ROOM OPERATIONS
FLEET OPERATIONS
TELE-COMMUNICATIONS 9-1-1 JDIC
PROJECT DEVELOPMENT
SYSTEMS MAINTENANCE
DATA SYSTEMS BUREAU
DATA PROCESSING OPERATIONS
SYSTEMS DEVELOPMENT MAINTENANCE
JUSTICE DATA SYSTEM
AUTO/TIMEKEEPING/PERS SYSTEM
SCIENTIFIC SERVICES BUREAU
CRIMINALISTICS LABORATORY
IDENTIFICATION LATENT PRINTS
PHOTOGRAPHIC LABORATORY
FIREARMS IDENTIFICATION
QUESTIONED DOCUMENTS
POLYGRAPH SECTION
VIDEO SECTION
TRANSPORTATION BUREAU
HEADQUARTERS OPERATIONS
PRISONER TRANSPORTATION
STATE-WIDE TRANSPORTATION
COURT LOCK-UP OPERATIONS
RECORDS & STATISTICS BUREAU
ADMINISTRATIVE
CRIMINAL STATISTICS & ANALYSIS
REGIONAL ALLOCATION OF POLICE SERVICES
REPORT PROCESSING
WARRANTS & CRIMINAL HISTORY
INFORMATION RETRIEVAL
FINGERPRINT IDENTIFICATION
AUTOMATED INDEX
VALIDATION & CERTIFICATION
WORD PROCESSING

TECHNICAL SERVICES DIVISION

PERSONNEL ASSIGNMENTS

July 1, 1981

	TITLE	NUMBER OF POSITIONS
DIVISION ADMINISTRATION	Division Chief	1
	Inspector	2
	Lieutenant	1
	Sergeant	2
	Administrative Assistant II	1
	Senior Secretary V	1
	Secretary V	1
	Programmed Typewriter Operator	1
COMMUNICATIONS AND FLEET MANAGEMENT BUREAU	Captain	1
	Lieutenant	5
	Sergeant	9
	Deputy Sheriff, Generalist	7
	Communications Engineer	1
	Head, Fleet Operations, Sheriff	1
	Assistant Automotive Equipment Coordinator	2
	Supervising Sheriff Dispatcher	6
	Services Assistant	3
	Sheriff's Dispatcher II	59
	Secretary V	1
	Intermediate Stenographer	2
	Assistant Payroll Clerk I	1
	Transcriber Typist	1
	Intermediate Typist-Clerk	2
DATA SYSTEMS BUREAU	Captain	1
	Lieutenant	1
	Sergeant	2
	Deputy Sheriff, Generalist	3
	Department Data Programmer Manager II	1
	EDP Program Analyst Supervisor	2
	EDP Program Analyst II	4
	Data System Analyst	3
	EDP Program Analyst I	3
	Supervisor Computer Operator	1
	Computer Systems Operator	3
	Senior Data Conversion Equipment Supervisor I	1
	Computer Equipment Operator	3
	Senior Data Conversion Equipment Operator	3
	Intermediate Steno	1
	Data Conversion Equipment Operator I	1
	Data Control Clerk	1
	Intermediate Typist Clerk	1

TECHNICAL SERVICES DIVISION

PERSONNEL ASSIGNMENTS

July 1, 1981

	TITLE	NUMBER OF POSITIONS
RECORDS AND STATISTICS BUREAU	Captain	1
	Lieutenant	3
	Sergeant	4
	Deputy Sheriff, Generalist	4
	Administrative Assistant III	1
	Head Statistical Analyst	1
	Supervising Statistical Analyst	1
	Chief Clerk	1
	Statistical Analyst	1
	Supervising Word Processor	1
	Services Assistant	2
	Secretary V	1
	Supervising Fingerprint Classifier	3
	Word Processor II	6
	Intermediate Supervising Clerk	6
	Supervising Stenographer I	1
	Fingerprint Classifier	17
	Microfilm Technician	1
	Senior Statistical Clerk	2
	Supervising Clerk	3
	Supervising Typist-Clerk	7
	Senior Clerk	32
	Senior Typist-Clerk	2
	Assistant Payroll Clerk I	2
	Statistical Clerk	3
	Intermediate Clerk	23
	Intermediate Typist-Clerk	82
	Typist-Clerk	4
SCIENTIFIC SERVICES BUREAU	Captain	1
	Lieutenant	2
	Sergeant	5
	Deputy Sheriff, Generalist	37
	Chief, Sheriff, Crime Lab	1
	Supervising Criminalist	1
	Criminalist III	7
	Chief Photographer	1
	Criminalist II	27
	Supervising Photographer	1
	Photographer II	11
	Photographer I	1
	Services Assistant	1
	Secretary V	1
	Fingerprint Classifier	2
	Senior Clerk	1
	Intermediate Stenographer	3
	Assistant Payroll Clerk I	1
	Intermediate Typist-Clerk	5

TECHNICAL SERVICES DIVISION

PERSONNEL ASSIGNMENTS

July 1, 1981

	TITLE	NUMBER OF POSITIONS
TRANSPORTATION BUREAU	Captain	1
	Lieutenant	5
	Sergeant	13
	Deputy Sheriff, Generalist	232
	Assistant Automotive Equipment Coordinator	1
	Services Assistant	2
	Secretary V	1
	Assistant Payroll Clerk I	1
	Intermediate Typist-Clerk	1

TECHNICAL SERVICES DIVISION

RECORDS AND STATISTICS BUREAU

	FISCAL YEAR 1981-82	FISCAL YEAR 1980-81	PERCENT CHANGE
ARCHIVES UNIT			
Information Requests	4,444	4,438	-
AUTOMATED INDEX			
Fingerprint Cards Received	119,015	120,017	- 1
Verification	114,440	120,017	- 5
Arrest Disposition Reports Added	24,102	30,149	- 20
CII Automated Rap Sheets	3,914	N/A	-
CII Manual Rap Sheets	2,105	10,152	- 79
FBI Rap Sheets	26,465	N/A	-
Miscellaneous Update	1,831	N/A	-
AUTOMATED WANTS/WARRANTS SYSTEM UNIT			
Bookings	202,966	202,051	-
Warrants Received *	79,874	189,154	- 58
Warrants Served	57,940	48,353	+ 20
Warrants Recalled	97,081	122,142	- 21
Blanket Recalls	24,126	15,335	+ 57
Active and Inactive	131,696	94,596	+ 39
Video Unit/Telephone Calls	94,653	74,167	+ 28
Pawned and Sold Guns	2,430	2,175	+ 12
Pawned and Sold Property	67,531	57,937	+ 17
Wanted Persons/Updates	21,932	19,309	+ 14
Firearms to Destroy	8,515	11,880	- 28
WPS Validation	10,968	7,690	+ 43
CENTRAL CORRESPONDENCE UNIT			
Insurance Reports Request/Traffic	2,632	2,249	+ 17
Arrest Report Requests	3,076	3,581	- 14
Arrest Disposition Request	7,039	2,473	+185
Immigration and Miscellaneous Clearances	196	1,775	- 89
CII-15 Subsequent Disposition	442	464	- 5
Records and Wants Checks	25,489	36,118	- 29
Sealing Orders	486	380	+ 28
BIKE UNIT			
New Bicycle Registrants	2,274	12,521	- 82
Stolen Bicycle Forms	631	1,278	- 51
Recovered Bicycle Forms	102	294	- 65
Bicycle Phone Inquiries	34	156	- 78
Miscellaneous Mail	N/A	1,161	-

* In the later part of 1981, Municipal Courts began entering traffic warrants and related misdemeanor warrants directly into the courts' Expanded Traffic Record System.

TECHNICAL SERVICES DIVISION

RECORDS AND STATISTICS BUREAU (Continued)

	FISCAL YEAR 1981-82	FISCAL YEAR 1980-81	PERCENT CHANGE
CERTIFICATION DESK			
Records Copied and Certified	1,545	2,077	- 26
Confidential Reports	-	540	-100
Motions of Discovery	298	330	- 10
COUNTER UNIT			
Records Checked	12,942	23,234	- 44
Polaroid Photos Taken	4,960	6,025	- 18
Registrants	618	470	+ 31
Mug Orders	42	188	- 78
Citizens Fingerprinted (Public Counter)	17,863	25,106	- 29
DOCUMENT DUPLICATION UNIT			
Copies (Xeroxed, Sorted and Distributed)	1,695,481	1,458,850	+ 16
FINGERPRINT UNIT			
Criminal Fingerprints Classified	47,159	53,162	- 11
Fingerprint Verifications	70,173	67,915	+ 3
Deceased Notification/Cards Purged	733	363	+102
New Fingerprint Cards Added to File	40,006	34,678	+ 15
Fingerprint Cards on File	1,782,117	1,742,111	+ 2
Facsimile Cards Received*	38,148	43,768	- 13
Criminal Aliases Discovered through Facsimile Cards*	1,025	954	+ 7
Fingerprints Microfilmed	39,500	39,000	+ 1
INFORMATION RETRIEVAL UNIT			
Records Checks	15,993	21,517	- 26
REPORTS PROCESSING UNIT			
Reports Received for Filing	559,077	512,898	+ 9
Release Jackets	268,928	262,457	+ 2

TECHNICAL SERVICES DIVISION

SCIENTIFIC SERVICES BUREAU

CRIMINALISTICS LABORATORY	FISCAL YEAR 1981-82
Cases Submitted to Sheriff's Criminalistics Laboratory	
Sheriff's Department Cases	18,032
Non-Contract Cities Cases	16,290
State Agency Cases	6,294
Federal Agency Cases	17
Other Department Cases	1
Total Cases Submitted	40,634
Court - Criminalistic Laboratory	
Total Court Appearances	882
Total Manhours in Court	3,194
TYPES OF EXAMINATION BY INDIVIDUAL SECTIONS*	
Physical Section - Total Cases Submitted	938
Field Investigations	56
Court Appearances	69
Manhours in Court	303
Hours of Training Provided**	41
Serology Section - Total Cases Submitted	1,143
Field Investigations	98
Court Appearances	117
Manhours in Court	458
Hours of Training Provided**	238
Toxicology Section - Total Cases Submitted	*** 15,006
Court Appearances	70
Manhours in Court	303
Hours of Training Provided**	112
Blood Alcohol Testing - Total Cases Submitted	*** 7,132
Field Investigations	190
Hours of Training Provided**	157
Court Appearances	398
Manhours in Court	1,349
Narcotic Section - Total Cases Submitted	16,415
Court Appearances	228
Manhours in Court	781
Hours of Training Provided**	77
Field Investigations	27

*Total cases do not necessarily agree with the number of tests.
**Training provided to other departmental units and other agencies.
***All blood alcohol cases transferred to newly form Blood Alcohol Testing Section on January 19, 1982 (formerly Breath Section).

TECHNICAL SERVICES DIVISION

SCIENTIFIC SERVICES BUREAU

CRIMINALISTICS LABORATORY (CONTINUED)	FISCAL YEAR 1981-82
Firearms Identification Section	
Firearms Cases Submitted	1,331
Comparisons made from Cases Submitted	3,865
Firearms Examined	1,116
Obliterated Data and Miscellaneous Examinations	296
Powder Patterns Distance Determinations	34
Field Investigations	42
Manhours in Court	764
Video Section	
Video Taped Line-Ups	865
Surveillances	3
Demonstrations and Field Activities	2
Evidence Documentations	21
Tape Productions	10
Production Manhours	371
Court Appearances	13
Questioned Documents Section	
Questioned Documents Cases Submitted	2,546
Documents Analyzed from Cases Submitted	20,993
Manhours in Court	225
Polygraph Section	
Polygraph Examinations Administered	1,819
Manhours in Court	39
Identification Section	
Latent Print Requests	25,641
Latent Prints Developed	4,260
Fingerprint Comparisons	1,113,879
Persons Identified	724
Crime Scene Photographs Taken	2,264
Manhours in Court	624
Photographic Laboratory	
Black and White Negatives Processed	222,665
Black and White Prints Developed	75,729
Color Negatives Processed	106,022
Color Prints Developed	113,017
Studio Manhours	3,089
Field Manhours	512
Shooting Assignments	929
Requests Outside Agencies	1,380
Maintenance and Repair Manhours	2,559

TECHNICAL SERVICES DIVISION

TRANSPORTATION BUREAU

PRISONER AND PERSONNEL TRANSPORTATION

SHERIFF'S LOCATIONS	MALE	FEMALE	TOTAL
Firestone	820	97	917
East Los Angeles	571	36	607
Lennox	1,067	163	1,230
Norwalk	1,003	157	1,160
Temple	1,234	111	1,345
Santa Clarita Valley	196	10	206
Altadena	95	10	105
San Dimas	157	18	175
West Hollywood	321	52	373
Malibu	212	27	239
Antelope Valley	151	15	166
Crescenta Valley	123	12	135
Lakewood	1,205	152	1,357
Industry	761	157	918
Pico Rivera	188	25	213
Carson	850	113	963
Lomita	124	25	149
Lynwood	513	14	527
Detention Camps	381	-	381
Wayside Honor Rancho	92,492	-	92,492
Mira Loma	-	-	-
Biscailuz Center	54,379	-	54,379
Sybil Brand	-	2,205	2,205
LCMC	3,221	466	3,687
Total	160,064	3,865	-
Total Male and Female Prisoners			163,929
Prisoners Transported - Sheriff's Locations and Police Departments Total			227,094

POLICE DEPARTMENT	MALE	FEMALE	TOTAL
Los Angeles	61,488	1,469	62,957
Other Police Departments	196	12	208
Total	61,684	1,481	-
Total Male and Female Prisoners			63,165

TECHNICAL SERVICES DIVISION

TRANSPORTATION BUREAU

PRISONER AND PERSONNEL TRANSPORTATION (CONTINUED)

LOCATION	MALE	FEMALE
Court Transportation		
To/From Court	527,253	48,247
Forthwiths	2,352	5
Total Courts	529,605	48,252
Juvenile Transportation		
To/From Court	4,899	245
To/ From Institutions	1,228	119
Total	6,127	364
Special Transportation	1,042	5
Combined Totals	536,774	48,621

LOCATION	MALE & FEMALE COMBINED
California State Institutions	11,605
Others - Out of County	5,819
Total	17,424
State Hospitals	1,686
All Other Hospitals	6
Total	1,692
Combined Totals	19,116

DEPARTMENT AND OTHER TRANSPORTATION

	No. Transported		No. Transported
Administrative Division	40	Jury Transportation	423
Patrol Division	-	Other Agencies	4
Other	86	Miscellaneous	-
Total	126	Total	427

TOTALS PRISONERS TRANSPORTED	MALE & FEMALE TOTALS
Courts, Juvenile and Special Transportation	585,395
Sheriff's Locations and Police Departments	227,094
State Institutions and Hospitals	19,116
Grand Total - People Transported	831,605

Chapter 8

CUSTODY

DIVISION

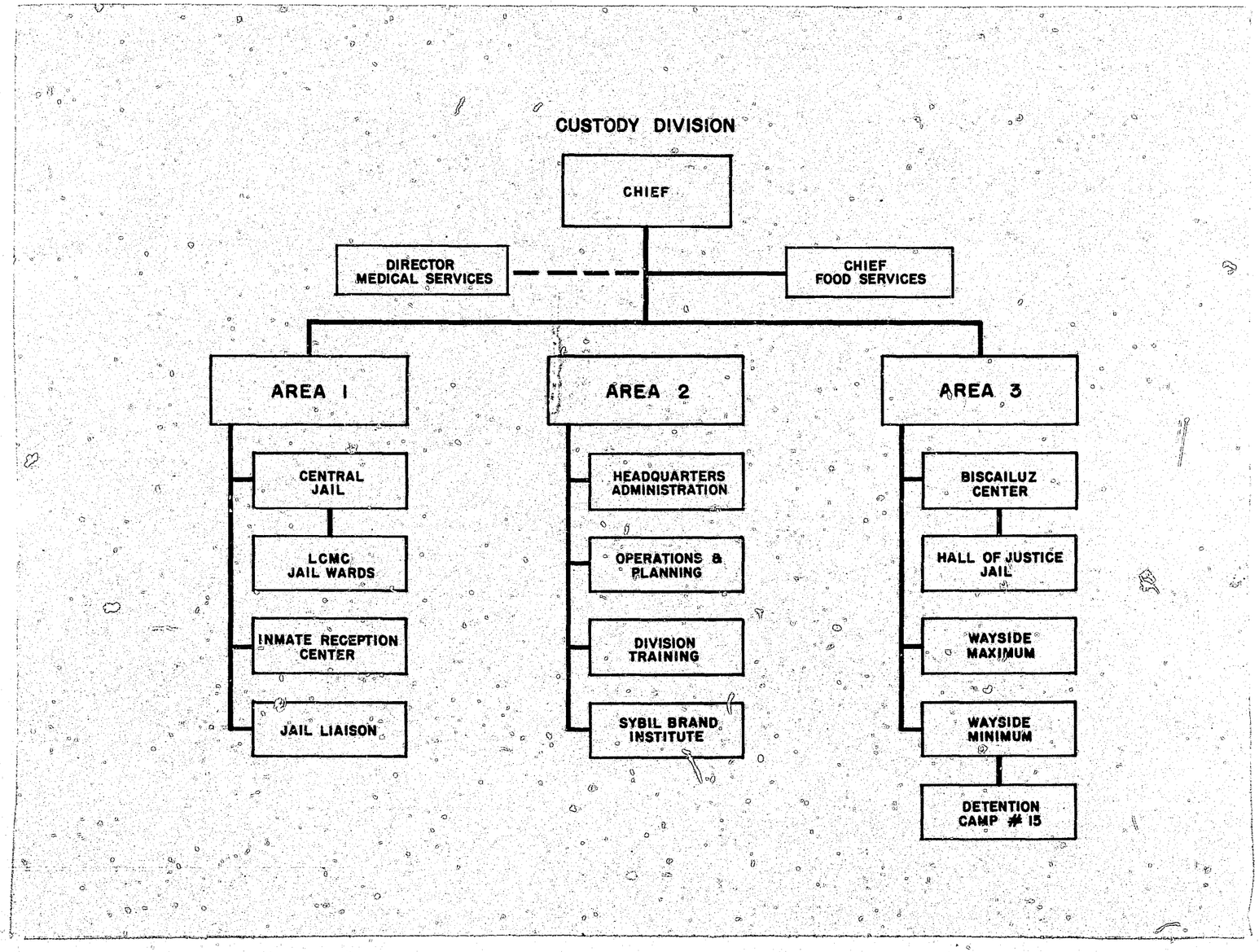
CUSTODY DIVISION
CHIEF
DIRECTOR MEDICAL SERVICES
CHIEF FOOD SERVICES
AREA 1
AREA 2
AREA 3
CENTRAL JAIL
LCMC JAIL WARDS
INMATE RECEPTION CENTER
JAIL LIAISON
HEADQUARTERS ADMINISTRATION
OPERATIONS & PLANNING
DIVISION TRAINING
SYBIL BRAND INSTITUTE
BISCAILUZ CENTER
HALL OF JUSTICE JAIL
WAYSIDE MAXIMUM
WAYSIDE MINIMUM
DETENTION CAMP # 15

CUSTODY DIVISION

PERSONNEL ASSIGNMENTS

July 1, 1981

	TITLE	NUMBER OF POSITIONS
DIVISION ADMINISTRATION	Division Chief	1
	Inspector	3
	Lieutenant	1
	Sergeant	2
	Deputy Sheriff, Generalist	7
	Chief, Food Service, Sheriff	1
	Assistant Chief, Food Service, Sheriff	1
	Senior Secretary V	1
	Secretary V	3
	Intermediate Stenographer	1
	Intermediate Typist-Clerk	1
BISCAILUZ CENTER	Captain	1
	Lieutenant	4
	Sergeant	6
	Deputy Sheriff, Generalist	102
	Food Production Manager I	1
	Warehouse Worker II	1
	Head Cook	1
	Services Assistant	1
	Secretary V	1
	Medium Truck Driver	1
	Laundry Supervisor I	1
	Intermediate Sales Clerk	1
	Senior Cook	7
	Sales Clerk	1
	Custodian Working Supervisor	1
	Intermediate Typist-Clerk	2
CENTRAL JAIL	Captain	1
	Lieutenant	9
	Sergeant	27
	Deputy Sheriff, Generalist	629
	Food Production Manager II	1
	Chief Cook	1
	Corrections Officer	21
	Senior Butcher	1
	Warehouse Worker II	2
	Head Cook	1
	Secretary V	1
	Butcher	1
	Warehouse Worker I	1
	Senior Cook	27
	Warehouse Worker Aide	3
	Senior Typist-Clerk	1
	Interpreter	1
	Assistant Payroll Clerk I	2
	Intermediate Food Service Worker	3
	Intermediate Typist Clerk	4

CUSTODY DIVISION

PERSONNEL ASSIGNMENTS (CONTINUED)

July 1, 1981

	TITLE	NUMBER OF POSITIONS
INMATE RECEPTION CENTER	Captain	1
	Lieutenant	7
	Sergeant	14
	Deputy Sheriff, Generalist	129
	Rehabilitation Counselor I	3
	Corrections Officer	12
	Staff Assistant I	1
	Accountant Technician II	1
	Secretary V	1
	Senior Sales Clerk	1
	Laundry Supervisor I	4
	Intermediate Sales Clerk	3
	Warehouse Worker I	1
	Accountant Technician I	1
	Senior Cashier	1
	Word Processor II	1
	Intermediate Supervising Clerk	2
	Intermediate Supervising Typist-Clerk	7
	Supervising Personal Property Worker	2
	Sales Clerk	19
	Senior Clerk	82
	Senior Typist-Clerk	3
	Personal Property Worker	25
	Intermediate Cashier	8
	Assistant Payroll Clerk I	2
	Intermediate Clerk	35
	Intermediate Typist-Clerk	49
	Rehabilitation Counselor Aide	3
	Cashier	16
	Cashier-Clerk	3
SYBIL BRAND INSTITUTE FOR WOMEN	Captain	1
	Lieutenant	7
	Sergeant	14
	Deputy Sheriff, Generalist	166
	Food Production Manager I	1
	Corrections Officer	1
	Warehouse Worker II	1
	Head Cook	1
	Secretary V	1
	Medium Truck Driver	1
	Laundry Supervisor I	1
	Senior Cook	8
	Intermediate Supervising Typist-Clerk	1
	Supervising Personal Property Worker	1
	Senior Clerk	9
	Personal Property Worker	8
	Intermediate Cashier	1
	Intermediate Stenographer	2
	Assistant Payroll Clerk I	1
	Jail Elevator Operator	1
	Intermediate Typist-Clerk	8
	Cashier	8

CUSTODY DIVISION

PERSONNEL ASSIGNMENTS (CONTINUED)

July 1, 1981

	TITLE	NUMBER OF POSITIONS
WAYSIDE HONOR RANCHO Minimum Security	Captain	1
	Lieutenant	4
	Sergeant	13
	Deputy Sheriff, Generalist	55
	Farm Manager	1
	Supervising Power Equipment Operator	1
	Power Equipment Operator	1
	Food Production Manager II	1
	Dairy Supervisor	1
	Vocational Workshop Instructor	1
	Account Clerk II	1
	Farm Supervisor II	3
	Institutional Gardening Manager	1
	Head Plant Nursery Worker	1
	Corrections Officer	37
	Senior Butcher	1
	Farm Supervisor I	6
	Combination Truck Driver	3
	Warehouse Worker II	2
	Head Cook	1
	Head Clerk	1
	Heavy Truck Driver	2
	Secretary V	1
	Camp Clerk	1
	Medium Truck Driver	3
	Warehouse Worker I	1
	Senior Cook	9
	Supervising Clerk	1
	Stenographer	1
	Personal Property Worker	1
	Assistant Payrol Clerk I	1
	Intermediate Clerk	3
	Intermediate Typist-Clerk	3
	Cashier	1
	Senior Laundry Worker	1
	Cashier-Clerk	2
WAYSIDE HONOR RANCHO Maximum Security	Captain	1
	Lieutenant	6
	Sergeant	7
	Deputy Sheriff, Generalist	104
	Laundry Supervisor, Sheriff	1
	Chief Cook	1
	Head Baker	1
	Corrections Officer	17
	Laundry Supervisor II	1

CUSTODY DIVISION

PERSONNEL ASSIGNMENTS (CONTINUED)

July 1, 1981

	TITLE	NUMBER OF POSITIONS
WAYSIDE HONOR RANCHO Maximum Security (Continued)	Senior General Maintance Worker	1
	Combination Truck Driver	4
	Warehouse Worker II	1
	Senior Baker	4
	Secretary V	1
	General Maintenance Worker	1
	Laundry Supervisor I	3
	Warehouse Worker I	2
	Senior Cook	7
	Washroom Supervisor	3
	Linen Room Supervisor II	1
	Supervising Typist-Clerk	1
	Stenographer	1
	Senior Washing Equipment Operator	5
	Assistant Payroll Clerk I	1
	Intermediate Typist-Clerk	1
	Intermediate Clerk	1
	Senior Laundry Worker	6
MEDICAL SERVICES	Chief Physician III, M.D.	1
	Physician Specialist, M.D.	11
	Hospital Administrator	1
	Physician Specialist, M.D.	1
	Senior Dentist	1
	Dentist	3
	Director of Nursing	1
	Pharmacy Services Chief I	1
	Medical Services Administrator	1
	Pharmacist	1
	Medical Technology Supervisor	1
	Assistant Nursing Director	3
	Supervising Staff Nurse II	6
	Nurse Training Consultant	1
	Nurse Practitioner	1
	Nursing Instructor	2
	Supervising Staff Nurse I	22
	Medical Technologist II	1
	Senior Staff Nurse	29
	Supervising Radiologic Technologist II	1
	Medical Technologist I	7
	Nursing Care Specialist I	1
	Staff Nurse	65
	Dietetics Advisor	1
	Supervising Radiologic Technologist I	1
	Staff Assistant I	1
	Senior Secretary IV	1
	Radiologic Technologist	7

CUSTODY DIVISION

PERSONNEL ASSIGNMENTS (CONTINUED)

July 1, 1981

	TITLE	NUMBER OF POSITIONS
MEDICAL SERVICES (Continued)	Procurement Assistant I	1
	Medical Records Supervisor I	1
	Institution Service Supervisor	1
	Warehouse Worker I	1
	Nursing Assistant	22
	Pharmacy Technician	2
	Hospital Unit Coordinator	2
	Medical Stenographer	3
	Inmate Crew Supervisor	2
	Senior Typist-Clerk	2
	Phlebotomy Technician I	1
	Medical Transcriber-Typist	1
	Intermediate Stenographer	3
	Custodian Supervisor	1
	Inmate Crew Leader	7
	Assistant Payroll Clerk I	1
	Medical Records Technician I	1
	Dentist	3
	Dental Assistant	2
	Intermediate Typist-Clerk	11
	Darkroom Attendant	1
	Nursing Attendant II	12
	Custodian	1

CUSTODY DIVISION

DAILY AVERAGE NUMBER OF INMATES IN CUSTODY OF THE SHERIFF

	FISCAL YEAR 1981-82	FISCAL YEAR 1980-81	PERCENT CHANGE
TOTAL AVERAGE IN CUSTODY	11,108	9,716	+ 14
Male	10,061	8,916	+ 13
Female	1,047	890	+ 18
CENTRAL JAIL	6,031	5,466	+ 10
DETENTION CAMPS - TOTAL	76	71	+ 7
BISCAILUZ CENTER	798	459	+ 74
WEEKENDERS - BISCAILUZ CENTER	162	187	- 13
SHERIFF'S STATION - TOTAL	392	414	- 5
Male Holds	339	364	- 7
Female Holds	53	50	+ 6
SHERIFF'S STATION TRUSTIES	129	143	- 10
SYBIL BRAND INSTITUTE FOR WOMEN	991	746	+ 33
WAYSIDE HONOR RANCHO	2,497	2,197	+ 14
Minimum Security	1,186	1,148	+ 3
Maximum Security	1,311	1,049	+ 25
USC MEDICAL CENTER - TOTAL	32	33	- 3
Male	29	29	-
Female	3	4	- 25

CUSTODY DIVISION

INMATE BOOKING AND PLACEMENT

Average Daily Population - All facilities	10,412
Total number of inmates sentenced 3-14 days	16,922
Total number of inmates sentenced 15-30 days	7,603
Total number of inmates sentenced over 30 days	18,260
Total number of sentenced inmates interviewed and placed in work assignments	36,120
Total number of pre-trial inmates interviewed and assigned	115,369
Total number of pre-sentenced inmates placed in work assignments	30,282

INMATE ACTIVITIES

Inmates Education Program

Number of inmates involved in educational and vocational programs	39,134
Number of Certificates of Achievement	1,345
Number of high school graduation, G.E.D. and high school equivalencies issued	403
Total ADA Units - Fiscal Year 1980-81	1,550
Total ADA Income - Fiscal Year 1980-81	$975,000

Inmate Vocational Program

Number of Vocational Certificates issued	1,060

Counselor/Counseling Program

Number of inmates accepted into Counselor/Counseling program	995
Terminations	864
Total caseload	1,160
Total inmate contacts	5,853
Number of tests administered	23
Employment referral	550
Educational/vocational referrals	457
Residence referrals	375
Reentry project referrals	5
Other	1,066

CUSTODY DIVISION

MEDICAL SERVICES

Number of inmates treated at sick call	1,552,635
Number of inmates examined by physician	31,293
New bookings processed by radiology, laboratory and nursing	417,962
Emergency calls	11,978
Trusties health inspection	19,603
Injuries reported	10,015
Court orders (medical, psychiatric) processed	3,009
Physiotherapy clinic patients seen	4,282
Patients admitted - All wards	13,016
Average monthly nursing hour ratio	.614
Medical records opened	45,917
Patients index cards typed	26,984
L.C.M.C. appointments processed	6,793
Medical documents filed	261,237
In-service classes held	228
In-service class time hours	1,324
In-service class man hours	1,752
Number of staff attending in-service	2,004
In-service floor orientation man hours	8
Syphillis diagnosed and treated	1,215
Gonorrhea diagnosed and treated	1,212
Tuberculosis diagnosed and active	123
Tuberculosis diagnosed and inactive	265
Radiological procedures	127,583
Dental procedures	18,756
Dental patients seen	14,119
Pharmacy/central supply items dispensed	72,091
Laboratory tests performed	651,950

PSYCHOLOGICAL SERVICES

Number of inmates interviewed re: Mental Illness (Includes: Drug/Alcohol Abuse and Mental Retardation)	21,600

CUSTODY DIVISION

PSYCHOLOGICAL SERVICES (Cont'd)

Number of inmates admitted	410
Number of inmates discharged	400
Number of inpatient days	8,879

CHAPLAIN SERVICES

Number of religious services held	1,201
Total attendance	81,155
Number of Sunday school and Bible classes held	1,716
Total attendance	26,278
Number of counseling interviews	41,353
Number of family contacts	1,214
Number of follow-up contacts	1,391
Literature distributed	61,063
Number of hospital calls	392
Number of contacts	6,587
Number of court orders processed	268
Number of ministers visiting inmates in Attorney Room	1,214

CULINARY SERVICES

Total meals budgeted	11,419,713
Average cost per meal budgeted	.8144
Total expenditure for food budgeted	$9,300,079

VISITING AND ATTORNEY ROOM SERVICES

Total social visits	514,176
Total attorney and non-social visits	81,146

COMMUNITY INVOLVEMENTS

Number of persons touring facilities	2,136
Number of community volunteer agency meetings and programs held	733
Number of entertainment group appearances	3

PRODUCTION

Laundry	9,550,288 pounds
Print shop production	1,356,540 (Impression Units)
	7,400 (Art Units)
Fabrication production	38,610 units

CUSTODY DIVISION

PRODUCTION (Cont'd)

Shoe shop repair	6,561	pairs
Bakery goods		
Bread	1,309,107	loaves
Coffee Cake	28,260	dozen
Donuts	105,250	dozen
Bread Rolls	113,855	dozen
Cookies	268,863	dozen
Milk	549,392	gallons
Beef	83,699	pounds
Pork	102,925	pounds
Alfalfa Baled	2,099.16	tons
Alfalfa Green	3,057.91	tons
Ensilage	771.17	tons
Nursery	8,556	plants
Compost	-	
Fertilizer	1,926	cubic yards
Dolls	2,475	
Sewing Fabricated	143,417	
Estimated savings to County from above products	$2,728,379.26	

REDUCTION OF FIRE HAZARDS

Fire roads constructed and rebuilt	26,104	hours
Firebreaks cleared	2,944	
Roadside and telephone line hazards reduced	47,000	hours
Trees planted	9,051	
Total man hours devoted to fire suppression/ Total man hours in fire suppression	155,601	
Other construction	88,553	hours
Estimated tax dollars savings	$2,557,800	

CASH AND BOND TRANSACTIONS

Deposits to Prisoners' Trust Account (Treasurer)	$4,440,930.97
Disbursements to Prisoners' Trust Account (Treasurer)	$4,414,329.68
Bail and fine monies deposited to Bank of America	$6,955,258.31
Number of bonds transmitted to various courts	19,226
Face value of bonds transmitted to various courts	$55,477,842.40
Total number of single transactions	450,380
Number of bail/fine transmitted to courts	29,406

LIBRARY ACTIVITY

Library service is provided by the Los Angeles County Public Library to inmates at all Sheriff's Department correctional facilities, including Detention Camp 15 and eighteen Sheriff's substations. This service is coordinated by Library Services to institutions, LACoPL, headquartered at Wayside Honor Rancho.

Circulation of reading materials (hardcover and paperback books, magazines)	189,091
Circulation of audiovisual materials (cassette music tapes)	24,938
Intralibrary loans processed	4,025
Reference questions handled	11,836
Service to eighteen substations (single items of reading material furnished)	8,935
Service to unsentenced and isolated inmates at Central Jail (single items of reading material furnished)	36,221
16 mm Film Showings	259
8 mm Continuous loop cassette tape showings	988

Chapter 9

DETECTIVE DIVISION

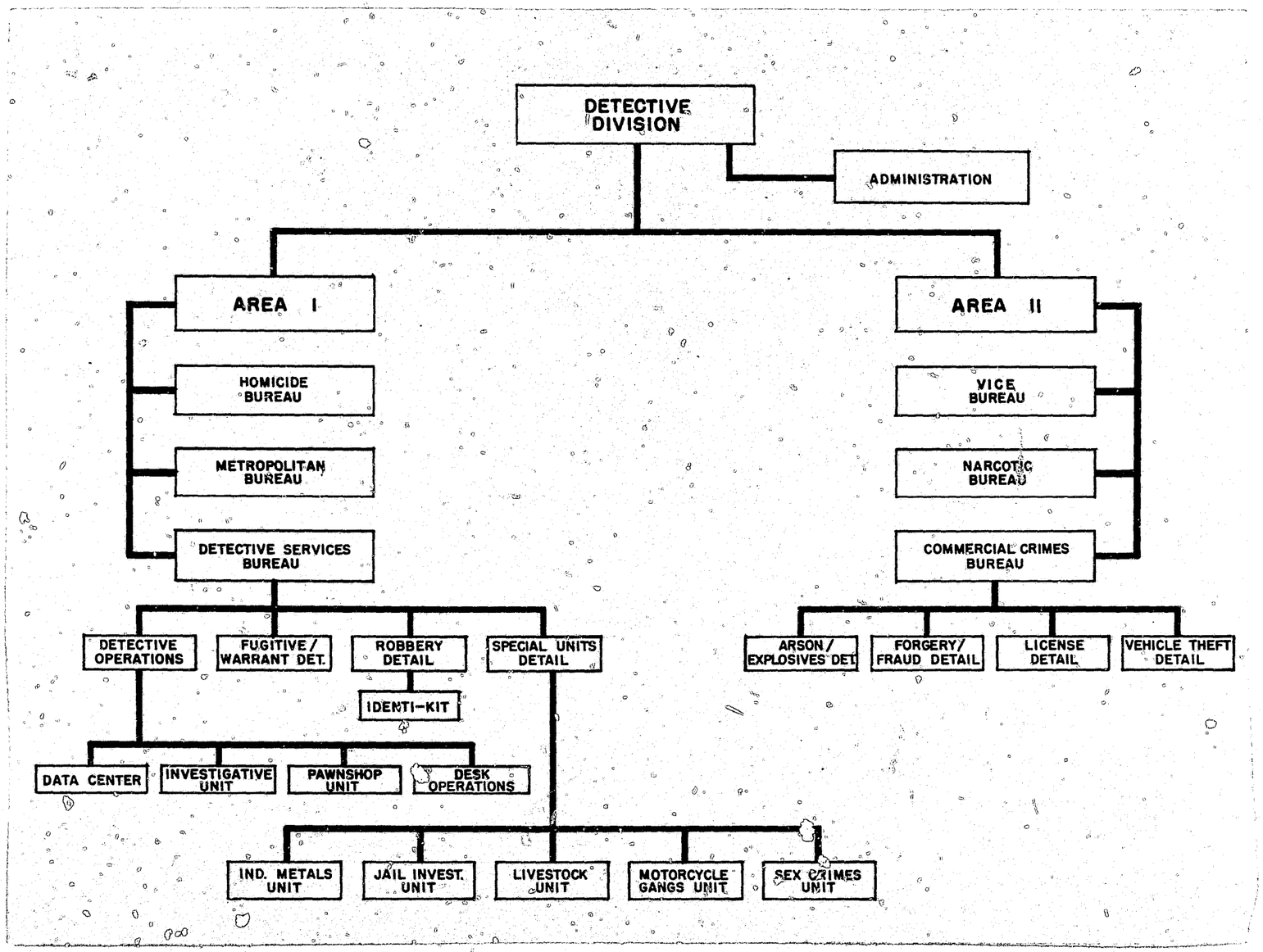
DETECTIVE DIVISION
ADMINISTRATION
AREA I
AREA II
HOMICIDE BUREAU
METROPOLITAN BUREAU
DETECTIVE SERVICES BUREAU
VICE BUREAU
NARCOTIC BUREAU
COMMERCIAL CRIMES BUREAU
DETECTIVE OPERATIONS
FUGITIVE / WARRANT DET.
ROBBERY DETAIL
SPECIAL UNITS DETAIL
IDENTI-KIT
DATA CENTER
INVESTIGATIVE UNIT
PAWNSHOP UNIT
DESK OPERATIONS
IND. METALS UNIT
JAIL INVEST. UNIT
LIVESTOCK UNIT
MOTORCYCLE GANGS UNIT
SEX CRIMES UNIT
ARSON / EXPLOSIVES DET.
FORGERY / FRAUD DETAIL
LICENSE DETAIL
VEHICLE THEFT DETAIL

DETECTIVE DIVISION

PERSONNEL ASSIGNMENTS

July 1, 1981

	TITLE	NUMBER OF POSITIONS
DIVISION ADMINISTRATION	Division Chief	1
	Inspector-Area I	1
	Inspector-Area II	1
	Inspector-Area III	1
	Lieutenant	1
	Sergeant	1
	Deputy Sheriff, Generalist	1
	Staff Assistant I	1
	Senior Secretary V	1
	Secretary V	2
	Intermediate Typist Clerk	1
COMMERCIAL CRIMES BUREAU	Captain	1
	Lieutenant	5
	Sergeant	31
	Deputy Sheriff, Generalist	32
	Services Assistant	1
	Secretary V	1
	Senior Typist Clerk	1
	Intermediate Stenographer	5
	Intermediate Typist Clerk	4
	Intermediate Clerk	1
DETECTIVE SERVICES BUREAU	Captain	1
	Lieutenant	4
	Sergeant	18
	Deputy Sheriff, Generalist	38
	Senior Systems Aid	1
	Secretary V	1
	Supervising Teletype Operator	1
	Intermediate Stenographer	6
	Teletype Operator	3
	Intermediate Typist Clerk	1
HOMICIDE BUREAU	Captain	1
	Lieutenant	7
	Sergeant	41
	Deputy Sheriff, Generalist	57
	Stenographer Reporter	1
	Services Assistant	1
	Secretary V	1
	Supervising Stenographer I	1
	Intermediate Stenographer	15
	Assistant Payroll Clerk I	1
	Transcriber Typist	3
	Intermediate Typist Clerk	1

DETECTIVE DIVISION

PERSONNEL ASSIGNMENTS (Continued)

July 1, 1981

	TITLE	NUMBER OF POSITIONS
METROPOLITAN BUREAU	Captain	1
	Lieutenant	3
	Sergeant	5
	Deputy Sheriff, Generalist	27
	Secretary V	1
NARCOTICS BURFAU	Captain	1
	Lieutenant	5
	Sergeant	25
	Deputy Sheriff, Generalist	84
	Services Assistant	1
	Secretary V	1
	Supervising Stenographer I	1
	Intermediate Stenographer	5
	Assistant Payroll Clerk I	1
	Intermediate Typist Clerk	1
VICE BUREAU	Captain	1
	Lieutenant	3
	Sergeant	-
	Deputy Sheriff. ,Generalist	49
	Secretary V	1
	Intermediate Stenographer	3
	Intermediate Typist Clerk	2

CASE ASSIGNMENTS TO DETECTIVE BUREAU

	GRAND TOTAL	HOMICIDE BUREAU	DETECTIVE SERVICES BUREAU			
			TOTAL DETECTIVE SERVICES BUREAU	FUGITIVE & WARRANT	SPECIAL UNITS DETAIL	ROBBERY DETAIL
Fiscal Year 1981-82	55,970	3,080	25,940	18,800	6,992	148
Fiscal Year 1980-81	52,426	3,026	25,470	18,976	6,373	121
PERCENT CHANGE LAST TWO YEARS	+ 7	+ 2	+ 2	- 1	+ 10	+ 22
Criminal Homicide	310	310	-	-	-	-
Forcible Rape	41	-	39	-	39	-
Robbery	311	1	302	-	157	145
Aggravated Assault	1,121	26	1,063	11	1,052	-
Burglary	46	-	23	2	21	-
Grand Theft	272	3	95	-	95	-
Grand Theft Auto	36	-	1	-	1	-
Arson	1,177	1	8	-	8	-
Sub-Total	3,314	341	1,531	13	1,373	145
Checks (Worthless)	603	-	2	-	2	-
Forgery	1,224	-	4	-	4	-
Sex Felonies	236	-	232	-	232	-
Sex Misdemeanors	1,177	-	14	-	14	-
Assaults, Non-Aggravated	1,015	1	998	-	998	-
Weapon Laws	186	-	48	-	48	-
Defrauding, Misdemeanor	3	-	-	-	-	-
Offenses Against Family	51	-	46	-	46	-
Narcotics	18,138	1	121	1	120	-
Liquor Laws	18	1	3	-	3	-
Drunk	138	-	64	2	62	-
Disorderly Conduct	18	1	14	-	14	-
Loitering	-	-	-	-	-	-
Gambling	458	-	7	-	7	-
Drunk Driving	99	3	11	-	11	-
Vehicle Laws	151	-	10	1	9	-
Malicious Mischief	45	-	37	-	37	-
Warrants	18,646	-	18,646	18,646	-	-
Receiving Stolen Property	43	-	12	1	11	-
Federal Offenses W/O Money	17	-	14	-	14	-
Federal Offenses With Money	5	-	3	-	3	-
Felonies, Miscellaneous	344	5	229	86	140	3
Misdemeanors, Miscellaneous	98	-	38	2	36	-
Sub Total	42,713	12	20,553	18,739	1,811	3
Persons Missing	1,314	1,219	49	-	49	-
Juvenile, Non-Criminal	19	-	19	-	19	-
Commitments	-	-	-	-	-	-
Miscellaneous, Non-Criminal	6,302	29	2,972	32	2,940	-
Suicide and Attempt	284	162	116	-	116	-
Mentally Ill	28	7	21	16	5	-
Accidents, Traffic	-	-	-	-	-	-
Accidents, Miscellaneous	684	1	679	-	679	-
Persons Dead	1,312	1,309	-	-	-	-
Sub Total	9,943	2,727	3,856	48	3,808	-

CASE ASSIGNMENTS TO DETECTIVE BUREAU (Continued)

	NARCOTICS BUREAU	VICE BUREAU	MAJOR CRIMES BUREAU				
			TOTAL COMMERCIAL CRIMES BUREAU	LICENSE DETAIL	ARSON/EXPLOSIVES DETAIL	FORGERY/FRAUD DETAIL	VEHICLE THEFT DETAIL
Fiscal Year 1981-82	20,561	1,705	4,684	544	1,965	1,925	250
Fiscal Year 1980-81	15,925	1,640	6,365	725	2,398	2,847	395
PERCENT CHANGE LAST TWO YEARS	+ 29	+ 4	- 26	- 25	- 18	- 32	- 37
Criminal Homicide	-	-	-	-	-	-	-
Forcible Rape	2	-	-	-	-	-	-
Robbery	7	-	1	-	-	1	-
Aggravated Assault	24	-	8	-	3	4	1
Burglary	11	-	12	-	6	6	-
Grand Theft	32	1	141	-	-	120	21
Grand Theft Auto	6	-	29	-	-	-	29
Arson	-	3	1,165	-	1,164	-	1
Sub-Total	82	4	1,356	-	1,173	131	52
Checks (Worthless)	-	-	601	-	-	600	1
Forgery	96	1	1,123	-	2	1,116	5
Sex Felonies	2	2	-	-	-	-	-
Sex Misdemeanors	1	1,162	-	-	-	-	-
Assaults, Non-Aggravated	14	1	1	-	1	-	-
Weapon Laws	129	2	7	-	6	-	1
Defrauding, Misdemeanor	1	-	2	-	-	2	-
Offenses Against Family	5	-	-	-	-	-	-
Narcotics	17,997	9	10	-	6	4	-
Liquor Laws	13	1	-	-	-	-	-
Drunk	66	4	4	1	2	-	1
Disorderly Conduct	2	-	1	-	1	-	-
Loitering	-	-	-	-	-	-	-
Gambling	-	446	5	-	5	-	-
Drunk Driving	81	-	4	-	3	-	1
Vehicle Laws	4	-	137	-	2	-	135
Malicious Mischief	3	-	5	-	4	-	1
Warrants	-	-	-	-	-	-	-
Receiving Stolen Property	19	-	12	-	-	11	1
Federal Offenses W/O Money	-	-	3	-	2	1	-
Federal Offenses With Money	-	-	2	-	-	2	-
Felonies, Miscellaneous	5	4	101	-	84	13	4
Misdemeanors, Miscellaneous	15	16	29	15	8	3	3
Sub Total	18,453	1,648	2,047	16	126	1,752	153
Persons Missing	1	45	-	-	-	-	-
Juvenile, Non-Criminal	-	-	-	-	-	-	-
Commitments	-	-	-	-	-	-	-
Miscellaneous, Non-Criminal	2,020	8	1,273	528	658	42	45
Suicide and Attempt	5	-	1	-	1	-	-
Mentally Ill	-	-	-	-	-	-	-
Accidents, Traffic	-	-	-	-	-	-	-
Accidents, Miscellaneous	-	-	4	-	4	-	-
Persons Dead	-	-	3	-	3	-	-
Sub Total	2,026	53	1,281	528	666	42	45

COMMERCIAL CRIMES BUREAU

ARSON/EXPLOSIVES DETAIL

This highly skilled unit applies its expertise to the investigation of arson, fires involving death and personal injury, major alarm fires, explosions, and bombings.

The Unit investigates and prosecutes cases involving automatic weapons and silencers.

The Detail provides the County with trained bomb disposal personnel and has a mission to regulate and dispose of hazardous explosives.

The Detail also assists in the issuance of permits for the use and transportation of legal explosives.

WORKLOAD	FISCAL YEAR 1981-82	FISCAL YEAR 1980-81	PERCENT CHANGE
INVESTIGATIONS			
Fires	2,055	2,317	-11
Explosions	49	45	+ 9
Explosives	168	167	+.6
Suspicious Packages	36	61	-41
Weapons	9	10	-10
Explosives Permits	50	129	-61
Total	2,367	2,729	-13
SPECIAL INVESTIGATIONS			
K-9 Explosives Detection Team	113	131	-14
Assistance to Other Agencies and Details			
Fires	26	29	-10
Explosives	78	95	-18
Total	217	255	-15
TRAINING MAN HOURS			
Fires	2,607	950	+174
Explosives	1,428	1,448	- 1
Total	4,035	2,398	+ 68
LECTURES AND SPEECHES	293 hrs.	285 hrs.	+ 3
ARRESTS			
Detail	148	145	+ 2
Patrol	174	172	+ 1
Total	322	317	+ 2
COMPLAINTS	259	243	+ 7
RELEASED	51	74	- 31
ILLEGAL WEAPONS	6	4	+ 50

COMMERCIAL CRIMES BUREAU

FORGERY FRAUD DETAIL

The Forgery-Fraud Detail is made up of three units, each of which is assigned separate responsibilities.

The Forgery Investigation Unit is assigned worthless document cases which include forged checks, warrants, and other bank instruments, misuse of credit cards, and forged prescriptions.

The Central Check Index is responsible for receiving, coordination and distribution of forged checks, credit card cases, and forged prescriptions. Information received from all Sheriff's Stations and thirty-six other Los Angeles County police agencies is correlated, indexed and available for use by investigators.

The Fraud Unit is charged with the responsibility to investigate illegal acts whose purpose is to obtain money or property, or to obtain business or personal advantage. These acts include frauds, embezzlements, buncos, unfair business practices, thefts by use of computers, and thefts of trade secrets.

WORKLOAD	FISCAL YEAR 1981-82	FISCAL YEAR 1980-81	PERCENT CHANGE
INVESTIGATIONS			
Forgery Unit*	5,665	5,912	- 4
Central Check Index**	5,193	13,059	N/A
Fraud Unit	210	276	-24
ARRESTS			
Forgery Unit	79	63	+25
Patrol (Forgery)	786	666	+18
Fraud Unit	36	30	+20
Patrol (Fraud)	21	28	-25
Total	922	787	+17
SPECIAL INVESTIGATIONS (ASSIST OTHER AGENCIES)			
Forgery Unit	1,495	1,451	+ 3
Central Check Index	9,581	8,102	+18
SPECIAL EVENTS (FORGERY UNIT)			
Lectures	30 hrs.	22 hrs.	+36
Complaint Time	2,222	1,976	+12
Court Time	2,331	1,831	+27
Overtime	519.5	581.5	-11
Dollar Loss***	$1,604,761.00	$822,678.00	+95

*Number of forged checks and credit cards.
**Number of worthless documents processed.
***Dollar loss in reported forged checks, warrants, and other bank instruments. Non-sufficient fund checks and credit card loss not calculated.

COMMERCIAL CRIMES BUREAU

LICENSE DETAIL

The License Detail is charged with the responsibility for investigation of business license applications and enforcing the County's Business License Ordinance #5860, and similar City Business Ordinances in all contract cities. The License Detail is the official representative of the Sheriff's Department at the Business License Commission hearings.

	FISCAL YEAR 1981-82	FISCAL YEAR 1980-81	PERCENT CHANGE
CASE ASSIGNMENTS			
New Applications	3,991	4,224	- 6
Renewals	3,819	5,515	-31
Complaint Investigations	204	284	-28
Accusations Filed	2	2	-
Denials, Suspensions, Revocations	23	23	-
FOLLOW-UP INVESTIGATION	3,917	4,494	-13
ENFORCEMENTS			
Warnings	596	927	-36
Complaints	10	21	-52
Citations	7	56	-88
Arrests	1	3	-67
INSPECTIONS	3,588	5,413	-34
LIAISON (HOURS)			
Contract Cities	1,988	2,125	- 6
Stations	2,076	2,189	- 5
APPEARANCES			
Court	6	38	-84
Hours	15.5	51	-70
Personal	2	13	-85
Hours	1	28	-96

CONTINUED

4 OF 5

COMMERCIAL CRIMES BUREAU

VEHICLE THEFT DETAIL

Vehicle Theft Detail investigates cases involving the identification of vehicles with altered or missing vehicle identification numbers (VIN).

Periodic inspections are conducted of garages, dismantlers, wrecking yards and motorcycle shops for stolen vehicles and for other violations of law.

The Detail investigates counterfeit registrations and titles, vehicle theft rings, cases involving multiple jurisdictions and conspiracies.

Responsibilities are facilitated by various limited access files containing information identifying vehicles and suspects. Liaison is maintained with state and national vehicle theft investigative agencies and associations. This Detail applies its specialized technical knowledge to the investigation of organized commercial vehicle thefts, stolen or abandoned heavy duty commercial vehicles, construction equipment, motor homes and campers. Liaison is maintained in all matters pertaining to Sheriff's Department tow service.

The Vehicle Theft Detail also has cargo theft liaison reponsibilities for all cargo thefts, hijackings, theft from trailers and containers with cargo and high value shipping dock thefts. Liaison is maintained with the Trucking Industry by attending industry-sponsored meetings and by personal contact with individual company representatives. Liaison is also maintained between all Los Angeles County Sheriff's Stations and other concerned agencies in the Southern California area, facilitating the free flow of cargo theft information.

WORKLOAD	FISCAL YEAR 1981-82	FISCAL YEAR 1980-81	PERCENT CHANGE
INVESTIGATIONS	1,304	1,066	+ 22
CASE DISPOSITIONS			
Stolen Vehicles Recovered	321	211	+ 52
Value of Recovered Vehicles	$2,104,750	$1,061,100	+ 98
Value of Additional Recovered Property	$ 126,860	$ 90,000	+ 41
Vehicles Identified as Not Stolen	872	697	+ 25
Unidentified Vehicles	87	87	-
SPECIAL INVESTIGATIONS			
Assisting Other Agencies	1,881	1,513	+ 24
TRAINING			
Training, Regular	50.5 hrs.	178 hrs.	- 72
Training, 24-Hour Mandated	24 hrs.	160 hrs.	- 85
Lectures	8	3	+ 67
COURT TIME	516 hrs	483 hrs.	+ 7
TOTAL ARRESTS	156	141	+ 11
Detail Arrests	15	6	+150
Patrol Arrests	141	135	+ 4

DETECTIVE SERVICES BUREAU

FUGITIVE/WARRANT DETAIL

The Fugitive/Warrant Detail is assigned all Superior Court warrants. The Detail is also responsible for: apprehending adult escapees and fugitives from other states; forwarding of misdemeanor and felony warrants to other California counties for service and return of defendants to Los Angeles.

WORKLOAD	FISCAL YEAR 1981-82	FISCAL YEAR 1980-81	FISCAL YEAR 1979-80
CASE ASSIGNMENTS			
Superior Court Warrants			
Criminal	8263	7890	7854
Civil	1116	970	1035
Out-of-State Warrants	531	980	985
Out-of-County Warrants	328	271	317
Other L.A. County Warrants	116	238	309
Escape Investigations	195	237	286
Misdemeanor Warrants	8292	7572	8003
Total New Assignments	18841	18158	18789
Reactivated Cases	6596	9178	5653
Grand Total of Assignments	25437	27336	24442
CASE DISPOSITIONS			
Cleared with Arrest by:			
Fugitive/Warrant Detail	634	450	434
Other L.A.S.D. Units	1976	1788	1714
Other Agencies	10167	9901	10400
Total Arrests	12777	12139	12548
Inactive Pending Workable Information	5063	6321	6111
Returned to Sender	2334	5666	2223
Recalled by Originator	2412	2760	3005
Grand Total of Dispositions	22586	26886	23887
SPECIAL INVESTIGATIONS			
Extraditions			
Requested	389	485	429
Approved	185	246	213
Denied	198	239	218
Completed	168	128	113
Renditions			
Cases Processed	639	542	578
Arraignments	622	576	496
Completed	452	416	349
Escapes			
Assignments	212	230	268
Complaints Filed	179	182	210
Arrests	191	193	247
Preliminary Hearings	225	166	198
Trials	16	24	37
Other Investigations	27	34	41

DETECTIVE SERVICES BUREAU

ROBBERY DETAIL

Robbery Detail has direct responsibility for investigation of robberies of banks, savings and loans, finance companies, post offices, credit unions, hijackings, and pattern and series robberies.

All lineups are also arranged for and conducted by personnel of this detail.

Robbery Detail also has the responsibility for assisting Department units by providing investigators from the Identi-Kit Team to develop composite pictures of suspects.

WORKLOAD	FISCAL YEAR 1981-82	FISCAL YEAR 1980-81
PRIMARY CASE ASSIGNMENTS	281	214
Breakdown of Total		
Banks and Savings and Loans	211	153
Finance Companies	14	24
Post Offices	2	1
Credit Unions	-	-
Hijackings	12	23
Miscellaneous Assignments	11	3
Pattern and Series Robberies	31	10
LINEUPS CONDUCTED BY ROBBERY DETAIL		
Sheriff's Cases	209	252
For Other Agencies	746	712
Total - All Lineups	955	964
Court Ordered of Total	433	271
Identifications Made	599	N/A
CASE DISPOSITIONS		
Custodies Handled	128	131
Sheriff's Arrests	76	87
Other Agency Arrests	52	44
Cases Filed	182	118
Sheriff's Arrests	115	77
Other Agency Arrests	67	41
Cases Cleared	354	177
Sheriff's Cases	212	136
Other Agencies	142	41
SPECIAL INVESTIGATIONS		
Gun Permit Investigations	180	167
Assistance to Other Agencies	239	201
TRAINING ATTENDED		
Seminars and Meetings (Hours)	836	295
CRIME PREVENTION (NUMERICAL)		
Bank Inspections	5	10
Bank Lectures and Presentations	6	10
Total	11	20

DETECTIVE SERVICES BUREAU

IDENTI-KIT SECTION

WORKLOAD	FISCAL YEAR 1981-82	FISCAL YEAR 1980-81
DETECTIVE SERVICES BUREAU		
Robbery Detail	117	146
COMMERCIAL CRIMES BUREAU		
Arson/Explosives	3	7
Forgery Detail	2	9
Fraud Detail	2	2
HOMICIDE BUREAU	3	3
STATION DETECTIVES		
Altadena	73	83
Antelope Valley	43	41
Carson	160	232
Crescenta Valley	58	47
East Los Angeles	152	163
Firestone	83	130
Industry	109	127
Lakewood	90	126
Lennox	63	88
Lomita	65	102
Lynwood	72	82
Malibu	50	43
Norwalk	211	326
Pico Rivera	101	119
San Dimas	22	175
Santa Clarita	22	48
Temple	57	154
West Hollywood	438	553
Total Identi-Kit Assignments	1,996	2,808

DETECTIVE SERVICES BUREAU

SPECIAL UNITS DETAIL

The Detail consists of five specialized units providing investigative and information services to Sheriff's Station Detectives and to other policing jurisdictions. Jail Investigations Unit investigates crimes occurring in the Civic Center jail facilities. Motorcycle Gang Unit develops information on outlaw gang activities and also investigates gang-related crimes. The Sex Crimes Unit assists in the investigation of sex offenses, particularly those involving a series and pattern or multiple jurisdictions and maintains files of sex offenses, offenders and methods of operation. Livestock Unit investigates all thefts of cattle, horses, etc., and tack. They inspect sales locations throughout Southern California. Industrial Metals inspects all resale metal locations in Los Angeles county. They are responsible for cases involving large thefts of metal.

WORKLOAD	FISCAL YEAR 1981-82	FISCAL YEAR 1980-81	FISCAL YEAR 1979-80
JAIL CRIMES UNIT			
Jail Crimes General	2,326	2,290	2,069
Jail Sex Crimes	77	97	100
Complaints Issued	251	264	247
Rejections	245	219	148
MOTORCYCLE GANG UNIT			
New Members Identified	2,781	3,555	1,451
Information Searches Requested	2,890	2,592	2,125
Criminal Suspects Identified	320	350	290
Field Investigations and Contacts	1,340	1,245	1,046
SEX CRIMES UNIT			
Sex Offender, M. O. Recorded, Indexed and Filed	7,470	7,599	10,161
Sex Offender, M. O. File Searched	7,555	7,612	7,686
Possible Hits - Information Returned	680	556	578
Multi-Jurisdiction Crimes Identified	305	371	505
Sex Registrants Recorded	2,972	3,166	2,837
LIVESTOCK UNIT			
Criminal Cases	123	280	147
Arrests	12	8	4
Inspections of Auctions, Tack Shops	397	264	276
Non-Criminal Cases	63	220	74
INDUSTRIAL METAL UNIT			
Arrest (Information provided or actually taken in custody)	128	127	118
Property Recovered	$860,700.00	$1,035,900.00	$854,259.00

DETECTIVE DIVISION

HOMICIDE BUREAU

The Homicide Bureau is a specialized bureau employing unique investigative and evidence-handling expertise in such cases as homicides, accidental, narcotic overdose, suicide, and other sudden and unexplained deaths; kidnapping where ransom, extortion or victim injuries exist; missing and unidentified adults, including missing juveniles where there is suspicion of foul play, and gunshot injuries involving department personnel.

The Homicide Bureau also provides investigative expertise to independent cities, when requested, in homicides, other death investigations, and in officer involved shooting incidents.

MAJOR INVESTIGATIONS

The cases included in this category involve an immediate response by two or more homicide investigators, intensive investigation over a period of days or weeks, and the preparation of extensive written reports. The majority of the Homicide Bureau's investigative effort is expended in this area.

	FISCAL YEAR 1981-82	FISCAL YEAR 1980-81	PERCENT CHANGE
CRIMINAL HOMICIDE			
Contract Cities and Unincorporated Area	275	311	- 11.58
Conducted for Other Cities or Agencies	76	69	+ 10.14
Total Criminal Homicides	351	380	- 7.63
OFFICER INVOLVED SHOOTINGS			
Sheriff's Personnel	18	34	- 47.06
Conducted for Other Agencies	15	8	+ 87.5
Total Officer Involved Shootings	33	42	- 21.43
KIDNAPPINGS	9	4	+ 125.
EXTORTIONS	6	2	+ 200.
TOTAL MAJOR CASES	399	428	

NON-CRIMINAL INVESTIGATIONS

These cases require a response by one or more investigators, a thorough investigation lasting one to several days to insure that no criminal circumstances were involved, and preparation of a follow-up report(s).

	FISCAL YEAR 1981-82	FISCAL YEAR 1980-81	PERCENT CHANGE
Accidental Deaths (Except Traffic)	196	230	- 14.78
Suicides	248	213	+ 16.43
Drug Overdose Deaths	104	108	- 3.70
Miscellaneous (Crib Deaths, Suspicious deaths, etc.)	130	102	+ 27.45
Total Non-Criminal Investigations	678	653	+ 3.83

MISSING PERSONS

These investigations vary considerably depending upon the circumstances. An adult missing with no evidence of foul play normally involves several hours of investigation, follow-up reports, and oftentimes a personal contact with relatives. A missing juvenile with foul play suspected can require a massive response of available personnel and days of investigation.

	FISCAL YEAR 1981-82	FISCAL YEAR 1980-81	PERCENT CHANGE
Missing Persons	1039	1,297	- 19.89

OTHER ASSIGNMENTS

These cases do not require a response by Homicide investigators. A brief investigation is conducted by phone to insure no suspicious circumstances are involved and a liaison maintained with the Coroner's Office pending the results of the post-mortem examination.

	FISCAL YEAR 1981-82	FISCAL YEAR 1980-81	PERCENT CHANGE
Natural Deaths	866	923	- 6.18
Traffic Fatalities	91	107	- 14.95
Total Other Assignments	957	1,030	- 7.09

DETECTIVE DIVISION

METROPOLITAN BUREAU

This Bureau is comprised of trained Detectives who operated in a flexible decentralized team structure to assist other Detective Division Units and Station Detectives. Examples of the services performed by the Bureau include conducting long term or complicated investigations, provision of a detective task force, special circumstances security for individuals or locations, surveillance operations, air support observers, and others.

WORK LOAD FISCAL YEAR 1981-1982	MAN HOURS
BUREAU FUNCTIONS	
Administrative Duties (Capt., Op. Lt., Op. Deputy, Secty.)	2,706
Operations Duties	4,785
Court Appearances	664
Special Security Operations	7,253
Training	707
TOTAL:	16,115
ASSISTANCE TO OTHERS	
County Clerk's Office	374
Detective Services Bureau	
Watch Commander's Desk	408
Fugitive/Warrant Detail	385
Industrial Metals Unit	28
Pawnshop Unit	112
Robbery Detail	150
Special Units Detail	28
Commercial Crimes Bureau	
Arson/Explosive Detail	508
Forgery/Fraud Detail	6,935
Vehicle Theft Detail	113
Homicide Bureau	2,126
Narcotics Bureau	535
Field Operations Division East	
East Los Angeles Station	6
Industry Station	584
Lakewood Station	453
Norwalk Station	967
Field Operations Division West	
Carson Station	412
Lomita Station	90
Lynwood Station	705
West Hollywood Station	2,855
Youth Services Bureau	18
Field Operations Division North	
Antelope Valley Station	202
Crescenta Valley Station	120
Malibu Station	1,073
San Dimas Station	476
Santa Clarita Valley Station	18
Temple Station	4,938
SPECIAL ASSIGNMENTS	
SUB-TOTAL:	30,807
WORK LOAD TOTAL MAN HOURS	46,922
ARRESTS AND PROPERTY RECOVERED	
Misdemeanor Arrests	12
Felony Arrests	109
Total Number of Arrests	121
Property Recovered $343,485.00	
Cases Cleared 95	
DETECTIVE RESERVE COMPANY	135

NARCOTICS BUREAU

The Bureau investigates cases involving the illegal use, addiction, possession, sale and transportation of controlled substances. It also gathers and disseminates narcotic information, coordinates disposal of controlled substances, participates in narcotics task forces and provides training in controlled substances for local law enforcement and other governmental organizations.

	TOTAL*	ADULT	JUVENILE
ARRESTS MADE BY			
Narcotics Bureau	2,983	2,748	235
Sheriff's Stations	21,806	19,117	2,689
Total	24,789	21,865	2,924
ARREST BY CHARGE			
Heroin Sale	113	110	3
Heroin Sale to Juvenile	7	7	-
Possession Heroin/Intent to Sell	329	322	7
Heroin Possession	394	385	9
Influence Heroin	3,532	3,496	36
Cocaine Sale	220	219	1
Cocaine Sale to Juvenile	3	2	1
Possession Cocaine/Intent to Sell	529	512	17
Cocaine Possession	1,893	1,819	74
Other Opiates Sale	14	14	-
Other Opiates Sale to Juvenile	3	3	-
Other Opiates Possession with Intent to Sell	27	23	4
Possession of Other Opiates	270	263	7
Possession Hashish Oil/Intent to Sell	1	1	-
Hashish Oil Possession	20	19	1
Hashish Sale	8	8	-
Possession Hashish/Intent to Sell	83	72	11
Hashish Possession	464	386	78
Marijuana Sale	178	71	107
Sale of Marijuana to Juvenile	27	27	-
Possession of Marijuana/Intent to Sell	955	849	106
Marijuana Possession	1,835	334	1,501
Harvesting/Cultivating Marijuana	424	383	41
Methadone Sale	4	4	-
Possession Methadone/Intent to Sell	-	-	-
Methadone Possession	3	3	-
Barbiturates Sale	3	2	1
Possession of Barbiturates/Intent to Sell	22	21	1
Barbiturates Possession	260	248	12
Manufacturing Phencyclidine	40	40	-
Phencyclidine Sale	83	78	5
Phencyclidine Sale to Juvenile	7	7	-
Phencyclidine Possession/Intent to Sell	1,060	1,009	51
Phencyclidine Possession	3,155	2,999	156
Phencyclidine Under the Influence	2,352	2,144	208
LSD Sale	9	8	1
LSD Sale to Juvenile	1	1	-
Possession of LSD/Intent to Sell	34	28	6
LSD Possession	90	71	19
Quaalude Sale	3	2	1
Quaalude Sale to Juvenile	-	-	-
Possession Quaalude/Intent to Sell	8	8	-
Quaalude Possession	61	59	2
Amphetamine Sale	13	7	6
Sale of Amphetamine to Juvenile	1	1	-
Possession of Amphetamine/Intent to Sell	130	109	21
Amphetamine Possession	1,338	1,242	96
Peyote Possession/Intent to Sell	1	1	-
Peyote Possession	10	8	2
Driving Under Influence/Narcotics	14	12	2
Other Narcotic Felony	685	655	30
Federal Violation	3	3	-
Illegal Use/Under Influence/Narcotics	457	438	19
Illegal Possession/Narcotic Paraphernalia	168	163	5
Driving Under Influence of Dangerous Drugs	86	86	-
Other Narcotic Misdemeanor	376	335	41
Total	21,806	19,117	2,689

*These Figures do not include arrests made in independent cities.

NARCOTICS BUREAU

ARRESTS OF ADULTS AND JUVENILES BY LOCATION OF OCCURRENCE

	ADULTS	JUVENILES
Alhambra	12	-
Arcadia	16	1
Artesia*	63	23
Avalon*	-	-
Azusa	56	7
Baldwin Park	69	4
Bell	10	-
Bellflower*	487	83
Bell Gardens	23	1
Beverly Hills	3	-
Bradbury	-	-
Burbank	1	-
Carson*	540	46
Claremont	3	-
Cerritos*	75	61
Compton	95	2
Commerce*	173	44
Covina	7	-
Culver City	-	-
Downey	18	1
Duarte*	164	22
El Monte	408	11
El Segundo	3	-
Gardena	-	-
Glendale	16	-
Glendora	6	-
Hawaiian Gardens*	83	18
Hawthorne	14	1
Hermosa Beach	-	-
Hidden Hills*	2	1
Huntington Park	26	-
Industry*	68	17
Inglewood	42	3
Irwindale	2	-
Lakewood*	188	52
La Canada Flintridge*	37	14
La Mirada*	150	20
Lancaster*	195	105
La Puente*	381	56
La Verne	-	-
Lawndale*	92	14
Lomita*	204	31
Los Angeles	976	11
Long Beach	41	-
Lynwood*	596	54
Manhattan Beach	1	-
Marina Del Rey	203	8
Maywood	17	-
Monrovia	52	1
Montebello	23	-
Monterey Park	16	-
Norwalk*	965	156
Palmdale*	92	95
Palos Verdes Estates	-	-
Paramount*	197	55
Pasadena	56	8
Pico Rivera*	641	120
Pomona	14	3
Rancho Palos Verdes*	74	32
Redondo Beach	18	-
Rolling Hills*	1	-
Rolling Hills Estates*	28	13
Rosemead*	478	53
San Dimas*	42	44
San Fernando	1	-
San Gabriel	24	-
Santa Fe Springs*	406	56
Santa Monica	6	-
South El Monte*	537	33
Signal Hill	-	-
South Gate	15	-
South Pasadena	-	-
Temple City*	54	24
Torrance	12	1
Vernon	1	-
Walnut*	21	20
West Covina	13	-
Whittier	13	-
Other, Non-Contract Cities	179	41
CITIES TOTAL	9,545	1,466
UNINCORPORATED AREA		
Firestone	1,722	86
East Los Angeles	1,679	229
Lennox	1,410	169
Norwalk	289	55
Temple	299	21
Santa Clarita Valley	258	61
Altadena	260	39
San Dimas	142	34
West Hollywood	564	24
Malibu	339	80
Antelope Valley	75	57
Crescenta Valley	117	38
Lakewood	-	2
Industry	584	160
Pico Rivera	192	42
Carson	673	36
Lomita	21	15
Avalon	-	-
Lynwood	948	75
All Other Areas**	2,308	96
UNINCORPORATED AREA TOTAL	11,880	1,319
GRAND TOTAL	21,425	2,785

*Sheriff's Department Contract Cities, all other Cities are independent, except the District of Marina Del Rey.

**Includes the following crews: Administrative, Intelligence, Juvenile East, Juvenile West, and Major Violation.

NARCOTICS BUREAU

ADDITIONAL CHARGES	Non-Narcotic
Forcible Rape	5
Robbery	30
Burglary	69
Grand Theft	9
Grand Theft Auto	17
Forgery	3
Other Felonies	97
Other Misdemeanors	197
Total	427
	Narcotic
Heroin	3
Cocaine	28
Hashish Oil	2
Hashish	21
Marijuana	128
Methadone	1
Barbituartes	8
LSD	1
Amphetamine	32
Peyote	3
Phencyclidine (PCP)	14
Other Opiates	5
Methaqualone	16
Total	262

EVIDENCE CONFISCATED		
Heroin	8,754.13	Grams
Cocaine	132,824.02	Grams
Codeine (Units)	6,137	Units
Codeine (Powder)	117.4	Grams
Codine (Liquid)	4	Ounces
Marijuana (Grams)	564,611.8	Grams
Marijuana (Cigarettes)	5,128.4	Cigarettes
Marijuana (Thai Sticks)	277	Thai Sticks
Marijuana (Plants)	2,113	Plants
Hashish	7,829.36	Grams
Hashish (Oil)	76.21	Milliliters
Amphetamines (Units)	236,968.33	Units
Amphetamines (Powder)	2,832.33	Grams
Barbiturates (Units)	8,368	Units
Barbiturates (Powder)	-	Grams
LSD (Units)	8,474.5	Units
LSD (Liquid)	84	Milliliters
Phencyclidine (Powder)	7,100.8	Grams
Phencyclidine (Plant Material)	1,465.7	Grams
Phencyclidine (Liquid)	55,636.8	Milliliters
Phencyclidine (Cigarettes)	3,828.35	Cigarettes
Methaqualone (Units)	13,246	Units
Methaqualone (Powder)	236	Grams
Peyote (Powder)	49	Grams
Peyote (Buttons)	11	Buttons
Opium (Grams)	143	Grams
Opium (Poppies)	-	Plants
Unidentified Powder	15,573.51	Grams
Unidentified Pills	68,060.5	Units

DETECTIVE DIVISION

VICE BUREAU

	GRAND TOTAL	TOTAL UNINCORPORATED AREA	TOTAL CONTRACT CITIES	TOTAL NON-CONTRACT CITIES
INVESTIGATIONS*	22,020	11,220	5,641	5,159
INSPECTIONS**	2,614	844	1,027	743
MAN HOURS EXPENDED	57,185:30	26,934:30	15,791:45	14,459:15
TOTAL ARRESTS***				
Bookmaking	473	251	23	199
Prostitution	1,117	930	40	147
Gambling	90	79	11	-
Pornography	-	-	-	-
Lewd Conduct	190	114	46	30
Miscellaneous Felonies	14	14	-	-
Miscellaneous Misdemeanors	52	10	1	41
Nudity	1	1	-	-
MAN HOURS EXPENDED (Court Appearances)	4425:30 908			

*Investigations include actions taken as the result of information and/or complaints received.
**Inspections include routine checks of bars, theaters, arcades, etc.
***Arrest figures include citations issued in lieu of booking.

Chapter 10

COURT SERVICES DIVISION

COURT SERVICES DIVISION

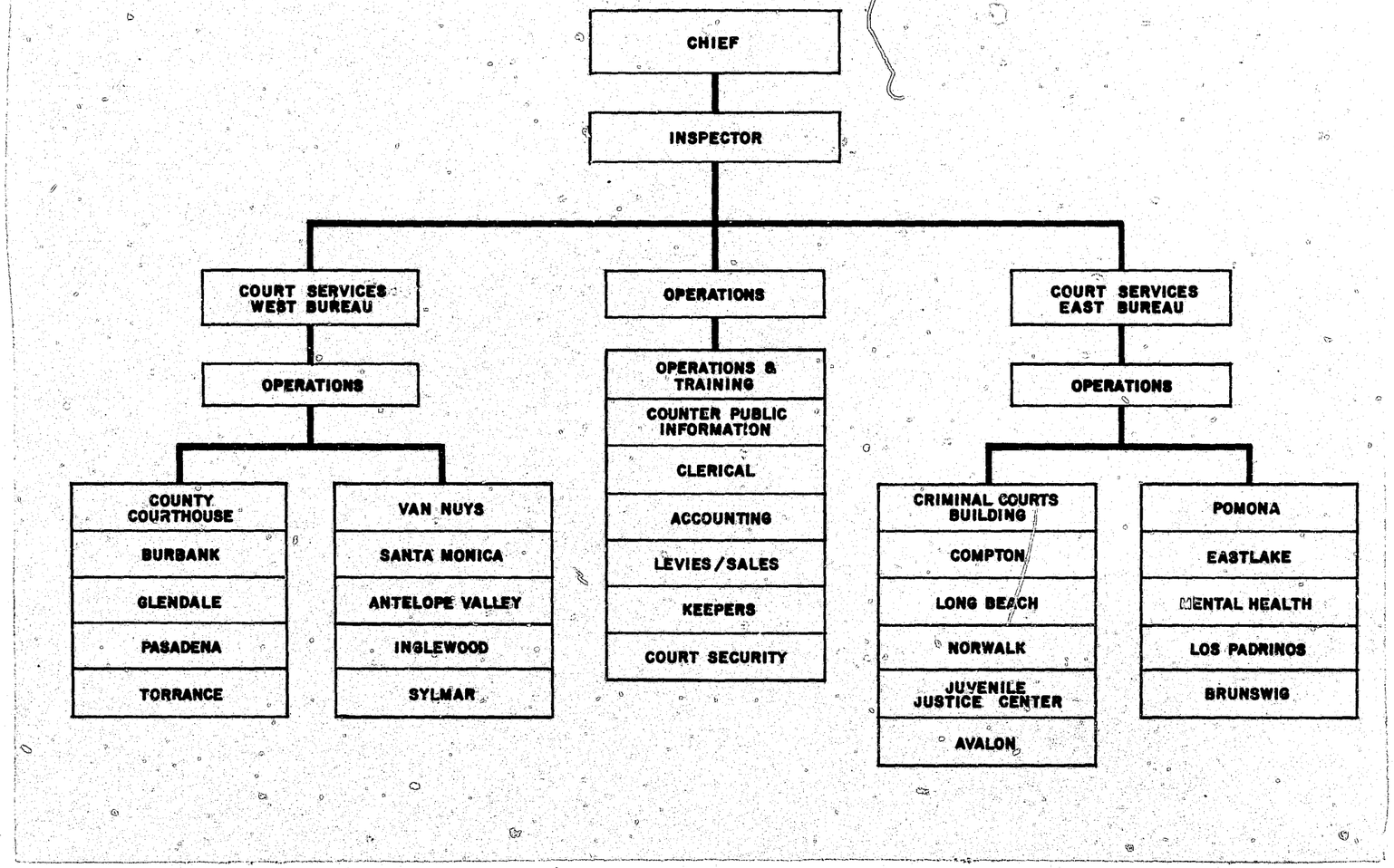

COURT SERVICES DIVISION

PERSONNEL ASSIGNMENTS

July 1, 1981

	TITLE	NUMBER OF POSITIONS
DIVISION ADMINISTRATION	Division Chief	1
	Inspector	1
	Lieutenant	2
	Sergeant	2
	Deputy Sheriff, Generalist	9
	Senior Secretary V	1
	Head Clerk	1
	Accounting Technician II	1
	Services Assistant	1
	Systems Aid	1
	Senior Clerk	5
	Senior Typist Clerk	3
	Account Clerk II	1
	Intermediate Cashier	1
	Intermediate Typist Clerk	10
COURT WEST BUREAU	Captain	1
	Lieutenant	-
	Sergeant	6
	Deputy Sheriff, Generalist	146
	Secretary V	1
	Senior Clerk	2
	Senior Typist Clerk	1
	Assistant Payroll Clerk I	1
	Intermediate Typist Clerk	4
COURT EAST BUREAU	Captain	1
	Lieutenant	-
	Sergeant	6
	Deputy Sheriff, Generalist	151
	Secretary V	1
	Senior Clerk	2
	Senior Typist Clerk	2
	Assistant Payroll Clerk I	1
	Intermediate Typist Clerk	2
HEADQUARTERS	Lieutenant	1
	Sergeant	2
	Deputy Sheriff, Generalist	2

COURT SERVICES DIVISION

TYPE OF PROCESS	FISCAL YEAR 1980-81	1981-82	LOS ANGELES	COMPTON	NORWALK	LONG BEACH	TORRANCE	SANTA MONICA	VAN NUYS	PASADENA	POMONA	AVALON
TOTAL												
Fiscal Year 1980 - 1981	217897	-	121260	21365	12684	15583	6262	3774	19484	8995	8370	120
Fiscal Year 1981 - 1982	-	209336	116318	18637	11171	16266	6093	4163	19179	8496	8905	108
Percent Change	-	+4	+4	+15	+14	-4	+3	-9	+2	+6	-6	+11
PAID SERVICES	54763	56741	26577	4006	2816	5151	4105		7810	3350	2837	89
Garnishment	7945	8448	4078	276	572	1165	561		1046	427	317	6
Summons and Complaints	15868	15752	6445	1139	1101	1388	1126		2251	1207	1060	35
Order to Show Cause	62229	6991	2708	791	182	665	1161		689	501	272	22
Levy (Cars) & Personal Property	104	153	153	-	-	-	-		-	-	-	-
Levy (Business)	1432	1390	1390	-	-	-	-		-	-	-	-
Levy (Real Estate)	418	467	467	-	-	-	-		-	-	-	-
Writ of Possession C & D	56	73	67	4	-	-	1		-	-	-	1
Writ of Possession RE	543	482	429	3	-	49	1		-	-	-	-
Miscellaneous	7903	8673	5041	199	368	652	330		1567	272	244	-
Civil Subpoenas	1300	1001	336	42	79	82	65		206	116	52	23
Not Found/No Service	9954/3018	10359/2952	4170/1293	1278/274	456/58	975/175	674/186		1405/646	679/148	720/172	2/-
FREE SERVICES	148877	143232	80378	14631	8355	11315	1988	4163	11369	5146	6068	19
Criminal Subpoenas	35418	30895	7223	10930	1367	1667	1411	3191	2723	1332	1033	18
Jury Summons	-	-	-	-	-	-	-	-	-	-	-	-
Not Found/No Service	6228/4399	5456/4118	1674/1306	1386/1182	284/237	512/145	262/-	555/363	382/434	247/160	154/117	-/-
JUVENILE COURT PROCESS												
Documents Served	43938	41131	15313	919	5372	7527	80	39	5503	2791	3586	1
Law Enforcement Services	44256	48137	48137	-	-	-	-	-	-	-	-	-
Not Found/No Service	8322/6316	8031/5464	4024/2701	101/112	743/352	995/269	47/14	13/2	1044/128	3355/261	708/470	-/-
DISTRICT ATTORNEY PROCESS	14257	9363	9363									
Conversion Orders	905	511	511									
Summons and Complaints	3681	2482	2482									
Judgments	3025	1397	1397									
Order to Show Cause	477	183	183									
Citations	1849	1937	1937									
Minute Orders	82	19	19									
Not Found/No Service	3690/548	2463/371	2463/371									

COURT SERVICES DIVISION

REVENUE AND MILES	COLLECTIONS	EARNED FEES	TOTAL MILES	AVERAGE MILES PER SERVICE
TOTAL				
Fiscal Year 1981-82	$4,443,195.65	$412,736.99	454140	2.8
Fiscal Year 1980-81	6,608,756.80	315,694.37	491829	2.8
LOS ANGELES	2,485,252.10	205,882.05	105384	1.5
AVALON	2,362.88	1,119.50	89	1
LONG BEACH	378,210.57	37,081.81	42232	2.6
SANTA MONICA			29098	
NORWALK	260,820.35	19,919.01	32161	2.9
PASADENA	223,396.71	25,645.82	39792	4.7
POMONA	126,121.41	16,015.00	38219	4.3
TORRANCE	243,300.98	35,651.02	36912	6.1
VAN NUYS	603,838.67	51,849.06	89430	4.7
COMPTON	$119,891.98	$19,573.72	40823	2.2

BALIFF SERVICES

	FISCAL YEAR 1981-82
Function	
Superior Court Sessions Bailiff-Attended	45,192
Superior Courts Requiring Multiple Bailiffs	9 (Per days)
Total Manhours Expended	
Trial Security	20,161
Security Investigations	903
Security Surveys	2,346

Accidents, Traffic, 13, 34, 42, 58, 69, 86, 99, 109, 120, 143, 153, 167, 178, 200, 207, 219, 240, 252, 261
Administrative Division, 273-291
Administrative Staff, 25
Adult Arrest Dispositions, 15
Adult Arrested by Charge, Sex and Age, 16-19
Aero Bureau, 29, 110
Altadena Station, 115, 121-127
Antelope Valley Station, 115, 129-143
Arson, 23
Arson/Explosives Detail, 318, 319
Artesia, 76, 81, 84, 86
Auto Theft: See Grand Theft Auto
Auto Theft Detail: See Vehicle Theft Detail
Avalon, 39-42
Avalon Station, 29, 35-42
Average Daily Number of Inmates in Custody, 308

Bailiff Services, 335
Bellflower, 77, 81, 84, 86
Bradbury, 191, 194, 198, 200
Budgets, Department, 279

Canine Detail, 114
Cash and Bond Transaction, 312
Carson, 213, 214, 218, 219
Carson Station, 203, 209-219
Central Jail, 303, 308
Cerritos, 75, 79, 84, 86
Chaplain Services, 311
City of Commerce, 63, 64, 68, 69
City of Industry, 48, 50, 57, 58
City of Industry Station, 29, 43-58
Civil Service Advocate, 277
Commerce, City of, 63, 64, 68, 69
Commercial Crimes Bureau, 315, 318, 319-322
Community Involvements, 311
Community Services Bureau, 273
Contract Cities: See Individual City
Contract Law Enforcement Bureau, 29, 111
Court Services Division, 333-335
Court Services East Bureau, 333-335
Court Services West Bureau, 333-335
Crescenta Valley Station, 115, 121-127
Criminalistics Laboratory, 298, 299
Culinary Services, 311
Custody Division, 303-313

Daily Average Number of Inmates in Custody, 308
Department Budgets, 279
Department Criminal Activity Synopsis, 8
Department Synopsis, 1-23
Detective Division, 315-332
Detective Services Bureau, 315, 317, 323-328
Detention Camps, 308
Dispositions, Adult Arrest, 15
Dispositions, Juvenile Arrest, 22
Duarte, 192, 195, 198, 200

East Los Angeles Station, 29, 59-69
Emergency Services Detail, 113
Employee Relations Bureau, 273, 276-278
Executive Office of the Sheriff, 25-29
Explosives Detail: See Arson/Explosives Detail

Field Operations Division East, 29-113
Field Operations Division North, 115-202
Field Operations Division West, 203-271
Fire Hazard, Reduction of, 312
Firestone Station, 203, 221-227
Fiscal Services Bureau, 273, 279
Flintridge, 149, 150, 152, 153
Forgery/Fraud Detail, 318, 320
Fraud Detail: See Forgery/Fraud Detail
Fugitive/Warrant Detail, 317, 323

Graphs
  Part I Offenses
    Total Arrest by Age, 14
    Total Arrest, Ten-Year Comparison, 14

Hawaiian Gardens, 76, 82, 84, 86
Health and Welfare Section, 278
Hidden Hills, 159, 160, 166, 167
Homicide Bureau, 311, 313, 323

Identification Section, 299
Identi-Kit Unit, 325
Industrial Relations Bureau, 26, 27
Industry, City of, 48, 50, 57, 58
Information Bureau, Sheriff's, 283
Inmate Activities, 309
Inmate Booking and Placement, 309
Inmate Reception Center, 304
Internal Investigations Bureau, 274, 280

Jail, Central, 303, 308
Juvenile Arrest Disposition, 22
Juv. Arrested by Charge, Sex and Age, 20-21

La Canada, 149, 150, 152, 153
La Habra Heights, 49, 52, 57, 58
La Mirada, 91, 95, 98, 99
La Puente, 48, 51, 57, 58
Lakewood, 77, 80, 85, 86
Lakewood Station, 29, 71-84
Lancaster, 134, 137, 142, 143
Laundry, Production, 307
Lawndale, 233, 235, 239, 240
Legal Section, 276
Lennox Station, 203, 229-240
Library Activity, 313
License Detail, 318, 321
Lomita, 245, 248, 251, 252
Lomita Station, 203, 241-252
Lynwood, 257, 258, 260, 261
Lynwood Station, 165, 253-261

Malibu Station, 115, 155-167
Manuals and Orders, 277
Map of Los Angeles County Sheriff's Department Station Boundaries, 1
Marina Del Rey, 234, 235, 239
Medical Services, 306, 310
Metropolitan Bureau, 316, 328

Narcotics Bureau, 316, 318, 329-331
Norwalk, 92, 94, 98, 99
Norwalk Station, 29, 87-99

Palmdale, 133, 135, 142, 143
Paramount, 78, 82, 85, 86
Payroll Section, 282
Personnel Bureau, 274-275, 281-282
Photographic Laboratory, 296
Physical Fitness Section, 276
Pico Rivera, 105, 106, 108, 109
Pico Rivera Station, 29, 101-113
Pre-Employment Backgrounds, 281
Processes Served, Types of, 334
Psychological Services, 310-311

Rancho Palos Verdes, 246, 249, 251, 252
Records and Statistics Bureau, 294, 296-297
Reduction of Fire Hazards, 312
Reserve Forces, 115, 201-202
Revenue and Miles, 335
Reserve Motor Cycle Detail, 114
Robbery Detail, 317, 324-325
Rolling Hills, 247, 250-252
Rolling Hills Estates, 246, 248, 251, 252
Rosemead, 193, 194, 198, 200

San Dimas, 173, 174, 177. 178
San Dimas Station, 115, 169-178
Santa Clarita Valley Station, 115, 179-186
Santa Fe Springs, 92, 93, 98, 99
Scientific Services, 294, 298-299
Search and Rescue Operations, 202
Sheriff, Executive Office of, 25-27
Sheriff's Information Bureau, 283
South El Monte, 192, 195, 199, 200
Special Enforcement Bureau, 29, 112-113
Special Units Detail, 317, 326
Sybil Brand Institute, 304, 308

Technical Services Division, 293-301
Temple City, 193, 194, 199, 200
Temple Station, 115, 187-200
Theft, Larceny: See Larceny Theft
Training Bureau, 275, 284-291
Transportation Bureau, 295, 300-301
Types of Processes Served, 334

USC Medical Center, 308

Vehicle Theft Detail, 318, 322
Vice Bureau, 316-317, 332
Visiting and Attorney Room Services, 307

Walnut, 47, 50, 57, 58
Wayside Honor Rancho, 305-306, 308
West Hollywood Station, 203, 263-269

Youth Services Bureau, 270-271

END