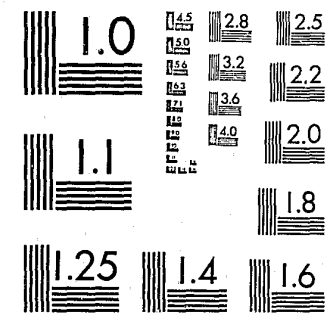


National Criminal Justice Reference Service

**ncjrs**

This microfiche was produced from documents received for inclusion in the NCJRS data base. Since NCJRS cannot exercise control over the physical condition of the documents submitted, the individual frame quality will vary. The resolution chart on this frame may be used to evaluate the document quality.



MICROCOPY RESOLUTION TEST CHART  
NATIONAL BUREAU OF STANDARDS-1963-A

Microfilming procedures used to create this fiche comply with the standards set forth in 41CFR 101-11.504.

Points of view or opinions stated in this document are those of the author(s) and do not represent the official position or policies of the U. S. Department of Justice.

National Institute of Justice  
United States Department of Justice  
Washington, D. C. 20531

1/04/83

85980



Department of Public Safety  
 (West Virginia State Police)  
 South Charleston, West Virginia 25309

John D. Rockefeller IV  
 Governor

Executive Office

Colonel John W. O'Rourke  
 Superintendent

NOV 1982

NOV 1982

ACQUISITIONS

The Honorable John D. Rockefeller IV  
 Governor of West Virginia  
 State Capitol Building  
 Charleston, West Virginia 25305

Dear Governor Rockefeller:

In compliance with Chapter 5, Article 1, Section 20, of the Code of West Virginia, the Annual Report of the Department of Public Safety for the period July 1, 1981 through June 30, 1982 is respectfully submitted.

The contents of this report reflect the activities and accomplishments of the Department of Public Safety for the reporting period and further outline the goals and objectives established for the 1982-83 fiscal year.

In addition to the summary of major Departmental accomplishments, goals, objectives and activities, each specific unit or division has listed goals and objectives for which they have a primary responsibility.

Respectfully,

*John W. O'Rourke*  
 COLONEL JOHN W. O'ROURKE  
 SUPERINTENDENT

JWO'R:pmc

U.S. Department of Justice  
 National Institute of Justice

This document has been reproduced exactly as received from the person or organization originating it. Points of view or opinions stated in this document are those of the authors and do not necessarily represent the official position or policies of the National Institute of Justice.

Permission to reproduce this copyrighted material has been granted by  
 West Virginia Department of  
 Public Safety

to the National Criminal Justice Reference Service (NCJRS).

Further reproduction outside of the NCJRS system requires permission of the copyright owner.

TABLE OF CONTENTS

LETTER OF TRANSMITTAL

TABLE OF CONTENTS..... 1

DEPARTMENT MISSION..... 2

SUMMARY OF ACCOMPLISHMENTS..... 2

SUMMARY OF OBJECTIVES AND GOALS..... 3

STAFF SERVICES..... 4

    ACCOUNTING..... 5

    COMMUNICATIONS..... 14

    CRIMINAL IDENTIFICATION BUREAU..... 29

    DATA PROCESSING..... 38

    LOGISTICS AND SUPPLY..... 41

    PERSONNEL..... 44

    TRAFFIC RESEARCH AND SAFETY..... 48

    UNIFORM CRIME REPORTING..... 61

FIELD SERVICES..... 63

INSPECTION SERVICES..... 66

PLANNING AND RESEARCH DIVISION..... 68

TRAINING DIVISION..... 71

## DEPARTMENT MISSION

15-02-12

The West Virginia Department of Public Safety shall have the mission of statewide enforcement of criminal and traffic laws with emphasis on providing basic enforcement and citizen protection from criminal depredation throughout the state and maintaining the safety of the state's public streets, roads, and highways.

## SUMMARY OF MAJOR ACCOMPLISHMENTS, GOALS, AND OBJECTIVES

### ACCOMPLISHMENTS

1. The expanding and further refining of the Department's ongoing educational programs for both sworn and civilian personnel.
2. Maintaining West Virginia as the State with the lowest crime rate in the nation.
3. Two (2) Long Range Navigation (LORAN C) systems were placed in the Aviation Section helicopters.
4. Updated West Virginia Code inserts were issued to all members.
5. The new Chemistry Laboratory was placed in operation.
6. Fifteen (15) In-Service Training Sessions were conducted for members up to and including the rank of Sergeant.

## GOALS AND OBJECTIVES

1. Continue and expand the Department's ongoing educational programs for both sworn and civilian personnel.
2. The continuation of the Department's building program in terms of updating and standardizing barracks throughout the state.
3. To expand the Academy training facility through construction of an activities building.
4. To encourage cooperation in the law enforcement community at all levels.
5. Establishment of an Air Medevac system for transport of critically ill patients from primary health care facilities to specialized and trauma level health care locations.
6. Instructions to personnel possessing leadership potential which will further their executive skills through Executive Development Seminars.

STAFF SERVICES

ACCOUNTING DIVISION

ACCOUNTING DIVISION

5700 General Revenue Appropriation

I. Personal Services - Account 5700-00

A. Receipts

1. Appropriation \$13,586,004.00

B. Disbursements

1. Personal Services 14,007,353.59

a. Less Reimbursements 440,329.57

Net Expenditures \$13,567,024.02

b. Expirations \$ 18,979.98

II. Current Expense - Account 5700-01

A. Receipts

1. Appropriation \$ 5,505,553.00

B. Disbursements

1. Current Expense

a. Employee Benefits \$ 1,520,341.10

b. Office Expenses 159,155.65

c. Rental (Building) 82,343.00

d. Utilities 321,842.19

e. Telephone & Telegraph 426,598.47

f. Contractual & Professional 13,579.47

g. Travel Expense 28,753.19

h. ISSD (Computer Services) 79,943.94

i. Subsistence 827,378.50

j. Vehicle Operating Expense 1,194,453.68

k. Other Operating Expenses 619,355.69

Total Expenditures (Sub-Total) 5,273,744.88

Less Reimbursements -117,638.15

Total Expenditures \$ 5,156,106.73

Expirations 349,446.27

III. Repairs and Alterations - Account 5700-02

A. Receipts	
1. Appropriation	\$ 169,000.00
B. Disbursements	
1. Repairs and Alterations	150,915.05
a. Expirations	\$ 18,084.95

IV. Equipment - Account 5700-03

A. Receipts	
1. Appropriation	\$1,551,666.00
B. Disbursements	
1. Equipment	1,544,641.95
a. Expirations	\$ 7,024.05

V. Emergency Fund - Account 5700-04

A. Receipts	
1. Appropriation	\$ 10,000.00
B. Disbursements	
1. Emergency Fund	283.34
a. Expirations	\$ 9,716.66

8350 Motor Vehicle Inspection Fund

I. Personal Services - Account 8350-00

A. Receipts	
1. Appropriation	\$ 415,304.00

B. Disbursements

1. Personal Services	\$ 312,973.51
----------------------	---------------

II. Current Expense - Account 8350-01

A. Receipts	
1. Appropriation	\$ 172,075.00
B. Disbursements	
1. Current Expense	
a. Employee Benefits	63,422.51
b. Office Expense	766.35
c. Travel	592.00
d. Subsistence	20,410.00
e. Other Operating Expense	12,395.50
Total Expenditures	\$ 97,586.36

III. Repairs and Alterations - Account 8350-02

A. Receipts	
1. Appropriation	8,700.00
B. Disbursements	
1. Repairs and Alterations	-0-

IV. Equipment - Account 8350-03

A. Receipts	
1. Appropriation	21,000.00
B. Disbursements	
1. Equipment	-0-

Revenues and Balances - Account 8350-99

A. Receipts

1. Balance forwarded 1980-81	\$ 150,835.96
2. Collections (Sale of Stickers 1981-82)	588,549.00
Total Revenue Available	\$ 739,384.96

B. Disbursements

1. Personal Services	311,573.51
2. Current Expense	96,038.86
3. Repairs and Alterations	-0-
4. Equipment	-0-
5. Expired Expenditures	3,310.40
6. Transferred to 8352-99	150,835.96
Total Expenditures	\$ 561,758.73

Funds available for transfer to 8352-99,  
Barracks repair and construction Account  
for Fiscal 1982-83 \$ 177,626.23

Barracks Repair and Construction - Account 8352-99

I. Receipts

A. Cash Balance 7/1/1981	\$ 226,433.61
B. Transfers from 8350-99 Account	150,835.96
Total Cash Balance and Receipts	\$ 377,269.57

II. Disbursements

A. Total expenditures for Barracks Construction and Repair for fiscal 1981-82	\$ 143,475.17
Cash Balance as of 7/1/1982	\$ 233,794.40

West Virginia Turnpike Commission

Personnel and Expenses provided for and paid by the Turnpike  
Commission

I. Personal Services	\$ 400,001.57
----------------------	---------------

II. Current Expense

A. Employee Benefits	\$ 48,753.14
B. Office Expense	520.00
C. Contractual and Professional	248.00
D. Travel	360.00
E. Other Operating Expenses	34,417.68

Total Current Expense \$ 84,298.82

Total Turnpike Expenses \$ 484,300.39

Commission on Special Investigations

Personnel and Expenses provided for and paid by the Commission  
on Special Investigations

I. Personal Services	\$ 40,328.00
----------------------	--------------

II. Current Expenses

A. Employee Benefits	4,839.36
B. Other Operating Expenses	3,120.00
Total Current Expense	\$ 7,959.36

Total Commission on Special  
Investigations Expenses \$ 48,287.36

West Virginia Department of Public Safety  
Death, Disability and Retirement Fund  
Balance Sheet

Assets

Cash Balance	\$ 220,032.20
Accounts Receivable	54,283.72
Investments	25,895,828.02
Accrued Interest	1,175,039.11

TOTAL ASSETS \$27,345,183.05

Liabilities and Fund Balance

Fund Balance:

Retirement	\$26,151,810.13
Income	<u>1,193,372.92</u>
Total Liabilities	\$27,345,183.05

Number of persons receiving Awards from the Death, Disability and Retirement Fund based on the June 1982 payroll.

133	Members (Regular Retirement)	\$ 75,781.01
21	Widows and dependent children (service conn. death)	12,979.29
72	Widows and dependent children (reg. retir.)	13,081.36
25	Members (service connected disability)	14,907.35
<u>4</u>	<u>Members (non-service connected disability)</u>	<u>2,380.31</u>
255		\$ 119,129.32

West Virginia Department of Public Safety  
Death, Disability and Retirement Fund  
Statement of Revenues, Expenses  
and Changes in Fund Balance

Balance for the fiscal year ended June 30, 1982:

Revenues:

Contributions	
Employer's	\$ 1,318,121.85
Military Credit	38,812.20
Employees	675,385.77
Interest	2,500,415.12
Sale of Accident Reports	51,676.00
Miscellaneous Income	-0-
Total Revenues	<u>\$ 4,584,410.94</u>

Expenditures:

Annuities	\$ 1,375,638.63
Refunds	36,843.76
Insurance Fees	455.00
Miscellaneous Expense	<u>19.40</u>
Total Expenditures	\$ 1,412,956.79

Revenue Over Expenditures:

Beginning Fund Balance	\$24,173,728.90
Ending Fund Balance	\$27,345,183.05



FEDERAL GRANTS SECTION

The Federal Grants Section of the Accounting Division served as administrator of twenty-two (22) separate federal grants during the report period. Fifteen (15) grants were finalized and seven (7) were initiated and/or administered during the report period. Total project costs on the twenty-two (22) grants was \$1,770,159.11.

CLOSED DURING PERIOD

PT80-04-02K-04	Operation "Sweep"	183,604.80
8041-LEO2001-N	State Level Training Program	11,111.10
PA80-03-09-A-02	"55 MPH Compliance"	2,455.00
PA80-03-09-A-04	Accident Prevention Through Public Awareness	2,054.00
PA80-03-09-A-03	"The Drinking Driver/Pedestrian"	2,675.00
7941-LEO4005-N	Specialized Training-Polygraph	10,273.50
PT80-03-04-A-04	Traffic Police Administration Training	16,000.00
3041-LEO1002-N	Basic Police Training	100,000.00
PT81-02-01-BB01	55 MPH Enforcement	327,200.00
7941-SD01003-N	UCR	13,076.00
7941-LEO2002-N	State-wide Crime Prevention	71,875.00
PT81-03-04-A-02	Technical Motor Vehicle Accident Investigation	13,740.00
7951-LEO6001-N	State Criminalistics Lab	62,850.00
8041-LEO2004-N	Instructor Training Course	2,493.00
8051-LEO2003-N	Hostage Negotiation Seminar	9,175.00

INITIATED AND/OR ADMINISTERED

PT81-03-04-A-01	Radar Operator Certification Training	323,982.00
7951-LEO1029-N	Basic Police Training	279,382.00
AL82-02-03-C-41	Breath Testing Training Program	15,944.71
8051-LEO1001-N	Career Development Program	20,000.00
PT81-04-01-K-47	Twenty-three Radars	28,129.00
PT82-05-06-BF-01	State Police Incident Response Interstate Team (SPIRIT)	169,194.00
8051-LEO2005-N	"First-line Supervisors' Program"	14,945.00

COMMUNICATIONS DIVISION



Initial funding for the WEAPON System's main frame equipment was provided by the Governor's Committee on Crime and Highway Safety with LEAA matching grants. Each non-department terminal was funded initially upon separate requests from the respective agency. The Department is extremely proud that each agency participating in the WEAPON System has continued with us following conclusion of the grant funding. We presently have seventy-two (72) terminals on the system and urge those who are not presently a member to consider joining. Each terminal has equal capabilities to send and receive criminal justice type messages both in state and out of state, including access to the National Crime Information Center (NCIC).

The Communications Division consists of one (1) Communications Officer (Department member), one (1) Data Processing Director, one (1) Chief Engineer, one (1) Assistant Engineer, one (1) Systems Engineer, one (1) Chief Technician and Assistant(s) at each of the Company Headquarters, except Company "E". As the Interstates and access roads are completed and Company "E" continues to grow, an additional technician may be required to serve their needs.

Our Primary Stations have a Chief Operator and the required number of operators to perform twenty-four (24) hour per day operation, covering vacations, paid holidays and allowances for emergency or sick leave. Our Primary Stations are located at Shinnston, South Charleston, Elkins, Beckley, Logan, Moundsville, Parkersburg, Romney and Department Headquarters (COMCENTER). We also have operators at many of our larger detachments such as Huntington, Morgantown and Martinsburg. These should be considered for funding to provide sufficient dispatching personnel. Our larger Primary Stations also have a need for additional dispatching personnel during certain busy times when two operators per shift should be on duty. The demand and need for communications increases on a day to day basis. The scope of duties for the dispatcher broadens. We are now at a point where the primary function of communicating to patrol cars is infringed upon by other duties.

Each detachment is equipped with radio equipment which permits communications with their vehicles in the immediate area. In many cases, the location of the detachment is in a poor position for the transmission and reception of signals. In these cases, information must be relayed back and forth between a Primary Station to the concerned parties. In a few cases, we have strived to improve the communications of these detachments by allowing them to control a nearby hill or mountain top repeater site. Each of these must be viewed and evaluated to be certain that the privilege will not be abused by cluttering up an already congested network with local messages.

Each detachment is equipped with a second transmit frequency which may be used to contact their Primary Station. The second frequency is provided to eliminate competition from high powered base stations operating on the primary or main frequency.

All Department vehicles are equipped with modern 100 watt transmitters, sensitive receivers and priority scanning between vehicles and base stations. One hundred twenty-five (125) transceivers (mobile units) are completely solid state with selectable tone encode and decoding built-in capabilities. The remaining transceivers are solid state with the exception of three tubes in the transmitter. These are selectable tone encode only. Each company area operates on the same frequency but with different tone encoding. We also have seventy-five (75) vehicular repeater type installations which permits the control of the mobile transceiver from a small hand held portable. The vehicular repeater operation is very effective with plans to increase the number over a gradual period of time.

TRAFFIC VOLUMES HANDLED JULY 1, 1981 THROUGH JUNE 30, 1982

Teletype (WEAPON System)	- 1,681,237 as Compared to 1,779,719 Last Year
Radiotelephone	- 351,134 as Compared to 374,241 Last Year
Total Radiotelephone and Teletype	- 2,032,371 as Compared to 2,153,960 Last Year
Percentage of Decrease	- 5 1/2 Percent

Many transmissions are not recorded and are not included in the above totals. These unrecorded transmissions consist mainly of in and out of service reports, location requests, NCIC checks, weather request, etc. An attempt is made to record in a written log essential type message information; however, the many and various duties often make the record keeping function difficult. The WEAPON System provides a written record format with definite filing requirements by the Department. The WEAPON System, in addition to the in-state message handling, sends and/or receives an average of 25,000 messages per month out of state via the National Law Enforcement Telecommunications System (NLETS). We also average 25 to 30 thousand entries/inquiries into the NCIC system per month, most of which are not included in our WEAPON statistics.

ACCOMPLISHMENTS:

1. The installation of a paging system for the small pager type receiver. Because of the low band type operation, with a naturally inherit poor antenna efficiency for low band operation built into the pager, coverage is severely restricted. We feel that in spite of the problems encountered, the pagers will fulfill a need. Other additional uses for the sequential tone encoder are envisioned for the controlling of remote equipment.
2. The installation of thirty (30) additional vehicular type repeaters and a total of sixty (60) hand held portables added to our ever growing quantity and need.
3. A statewide survey with an attendance to at least one Company Meeting in the various areas of the state to discuss and analyze communication needs. Each company Chief Technician or his assistant is required to regularly appear at the Company Meeting for consultation concerning communications within his assigned area.
4. The temporary installation of a new base station at Lick Knob, located in Fayette County, to serve both Company "B" and "D". A new building and equipment has been purchased to make this a permanent installation. The temporary installation has improved coverage areas on the Turnpike, Gauley Bridge, Montgomery, Richwood, Summersville, etc. Previously, poor coverage in these areas was known but the priority and emphasis for improvement was revealed from the company meetings.
5. The purchase of a small in-house, stand alone computer at the Comcenter. The computer has already proved to be invaluable for electronic equipment inventory and also a tool to help solve communication problems.
6. Participation in a Governor's Task Force study for the development of a state telecommunications system with an extensive microwave system throughout the state. A statewide microwave system will help many state agencies with its capabilities. The close working relationship between the Office of Emergency Medical Services and the Department provides justification for the pursuit of this project.
7. Twenty-seven additional, completely solid state, 100 watt transceivers added to our existing equipment.

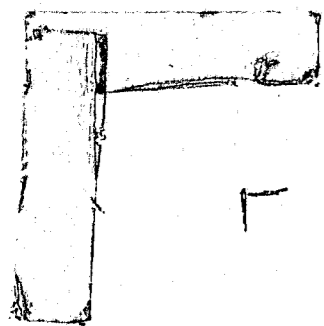
8. Tower removed at Huntington and a new tower erected with improved safety factors and greater height.
9. A new 100 ft. tower erected at the Logan Detachment to replace smaller tower previously located on barracks.
10. Tower replaced at the Lewisburg Detachment.
11. Guy wires replaced at the Harrisville repeater site with stainless steel type.
12. Stock room assigned to Communications Division at Department Headquarters.
13. Control of Roane Hill Top repeater site from Spencer Detachment to improve communications from district office to vehicles in remote areas.
14. A study and evaluation of maintenance requirements for the computer switching system, by Communications and Data Processing. The new maintenance contract has resulted in considerable savings to the Department and appears to be a workable arrangement.
15. An audit of telephone line service purchased to control some base station radio equipment resulted in a savings.
16. Arrangements made with the C & P Telephone Company to review the Intersect telephone system now being used by the Department. The Department is cooperating and providing data from surveys to determine if this service can be provided by alternative methods, remain effective, and at a lower cost. This study has proved to be quite revealing in the usage and man hours involved to answer the phones. The conclusion of this study will take several months.
17. The ever increasing burdens of car trading time with the constant challenge of adding electronic equipment to smaller vehicles. Car trading time has reached the proportions that it consumes 30 to 50 percent of our technicians available time.
18. Arrangements with the Department of Motor Vehicles to once again place flags in their records on West Virginia registered vehicles reported stolen (both in and out of state). Although these vehicles are always entered in NCIC, because of a lack of computer programs these have not been entered in the West Virginia DMV files.

19. Modification of a WEAPON software program by Data Processing to comply with NLETS message formatting requirements.
20. Testing to determine the feasibility of replacing some radio control links with 450 MHz. equipment.
21. Request for Proposal (RFP) to replace existing terminals on the WEAPON System, including maintenance. Response to this RFP was unsatisfactory and the decision to continue under the present arrangement was made until a new RFP could be prepared.

GOALS:

1. To increase the number of operating personnel, properly trained and dedicated with compensation worthy for the position.
2. To keep abreast of new developments in the communications field and to take corrective measures, where needed, for improvements.
3. Re-classification of positions for radio operators, computer operators and technicians, with job descriptions suited to the position.
4. To replace old and rusty towers at various locations.
5. To replace many of our older mobile transceivers with the newer selectable tone encoder/decoder capabilities.
6. To increase the number of mobile vehicular repeaters.
7. To replace radio control links in certain locations presently operating on frequencies that eventually will not be available to us. These links are mostly very short hops and can be handled on 450 MHz. or microwave links.
8. To add local transmitters at Shinnston and possibly Romney.
9. To increase the number of hand-held portables and to make a major effort to replace older type portable radios which causes confusion and cannot be inter-mixed with the newer radios.

10. To replace on planned program, one or two consoles at our Primary Stations. The present consoles are fifteen (15) to twenty (20) years in age and homemade, although are still performing satisfactorily. More capabilities are available in the newer commercial consoles. The installation of a second operating position would be desirable at some locations. The newer consoles would present a much more professional appearance with a better image to visitors who expect and usually see "top line" from the West Virginia Department of Public Safety.
11. To expand our computerized network and the use of the computer.
12. To continue our program of converting existing gasoline powered emergency power plants to LP type gas fuel.
13. To place repeater equipment at selected locations throughout the state to be used with our small hand held portable radios.
14. Construction of building and installation of new equipment at our new Lick Knob base station.



WEST VIRGINIA STATE POLICE TELETYPE TRAFFIC REPORT

JULY 1, 1981 THROUGH JUNE 30, 1982

STATION	MESSAGES RECEIVED	MESSAGES TRANSMITTED	TOTAL HANDLED
ComCenter "BX"	35,561	26,183	61,744
Shinnston "AA"	28,622	12,138	40,760
South Charleston "BB"	39,486	22,479	61,965
Elkins "CC"	20,631	7,113	27,744
Beckley "DD"	27,054	11,993	39,047
Moundsville "AF"	25,695	12,852	38,547
Romney "CD"	17,003	6,950	23,953
Fairmont "AU"	12,682	1,101	13,783
Glasgow "BS"	18,673	1,054	19,727
Huntington "BN"	14,482	7,961	22,443
Lewisburg "DF"	12,733	1,246	13,979
Logan "DB"	22,964	12,104	35,068
Martinsburg "CB"	22,482	9,345	31,827
Morgantown "AD"	19,424	7,531	26,955
Oak Hill "DS"	17,593	2,726	20,319
Paden City "AG"	18,968	1,869	20,837
Parkersburg "BK"	28,147	15,305	43,452
Princeton "DE"	13,795	3,103	16,898
Sutton "AO"	12,498	1,019	13,517
Welch "DJ"	17,062	1,349	18,411
Weston "AK"	13,835	1,326	15,161

WEST VIRGINIA STATE POLICE TELETYPE TRAFFIC REPORT (Cont'd)

STATION	MESSAGES RECEIVED	MESSAGES TRANSMITTED	TOTAL HANDLED
Williamson "DO"	14,384	1,485	15,869
Beckley PD "DA"	14,778	10,873	25,651
Bluefield PD "DH"	18,711	4,335	23,046
Buckhannon PD "CL"	20,195	8,326	28,521
Charleston PD "BG"	16,756	11,962	28,718
Clarksburg PD "AM"	18,936	3,947	22,883
Dunbar PD "BT"	12,971	3,697	16,668
Fairmont PD "AC"	20,519	8,919	29,438
Hinton PD "DT"	13,440	1,639	15,079
Huntington PD "BL"	24,965	17,038	42,003
Keyser PD "CA"	12,934	3,539	16,473
Martinsburg PD "CG"	16,616	4,183	20,799
Morgantown PD "AS"	11,870	820	12,690
Nitro PD "BP"	11,869	3,544	15,413
Parkersburg PD "BJ"	13,627	12,121	25,748
Princeton PD "DX"	21,372	3,543	24,915
St. Albans PD "BD"	15,371	4,241	19,612
South Charleston PD "BF"	11,949	543	12,492
Spencer PD "BI"	11,869	2,320	14,189
Weirton PD "AI"	12,424	5,076	17,500
Wheeling PD "AH"	19,354	6,759	26,113

WEST VIRGINIA STATE POLICE TELETYPE TRAFFIC REPORT (Cont'd)

STATION	MESSAGES RECEIVED	MESSAGES TRANSMITTED	TOTAL HANDLED
Boone Co. SO "BO"	13,356	4,786	18,142
Braxton Co. SO "AX"	8,794	358	9,152
Brooke Co. SO "AJ"	12,174	5,924	18,098
Cabell Co. SO "BM"	16,711	9,384	26,095
Fayette Co. SO "DK"	17,546	4,153	21,699
Greenbrier Co. SO "DL"	21,877	5,543	27,420
Hancock Co. SO "AT"	13,900	2,953	16,853
Jefferson Co. SO "CE"	19,576	4,757	24,333
Kanawha Co. SO "BH"	25,423	11,321	36,744
Logan Co. SO "DM"	16,403	2,571	18,974
Marion Co. SO "AP"	11,992	1,265	13,257
Marshall Co. SO "AR"	12,687	8,753	21,440
Mason Co. SO "BV"	14,335	3,916	18,251
McDowell Co. SO "DP"	19,451	2,547	21,998
Mercer Co. SO "DG"	13,462	1,134	14,596
Mingo Co. SO "DC"	11,981	1,762	13,743
Monongalia Co. SO "AE"	26,180	5,119	31,299
Nicholas Co. SO "DI"	19,207	5,240	24,447
Ohio Co. SO "AQ"	17,158	1,555	18,713
Preston Co. SO "AL"	13,330	4,438	17,768
Putnam Co. SO "BW"	13,351	2,425	15,776
Raleigh Co. SO "DN"	17,350	6,432	23,782

WEST VIRGINIA STATE POLICE TELETYPE TRAFFIC REPORT (Cont'd)

STATION	MESSAGES RECEIVED	MESSAGES TRANSMITTED	TOTAL HANDLED
Wayne Co. SO "BU"	16,806	1,823	18,629
Wetzel Co. SO "AN"	25,639	8,090	33,729
Wood Co. SO "BY"	12,549	4,001	16,550
Wyoming Co. SO "DW"	16,997	2,594	19,591
CIB "BC" (Criminal Identification Bureau)	8,308	8,113	16,421
DMV "BE" (Department of Motor Vehicles)	25,079	18,344	43,423
Drug Enforcement "BZ"	4,095	3,104	7,199
CIS "BQ" (Criminal Investigation Section)	12,377	781	13,158
TOTALS	1,252,394	428,843	1,681,237

RADIOTELEPHONE TRAFFIC REPORT  
JULY 1, 1981 THROUGH JUNE 30, 1982

STATION	DISPATCHES RECEIVED	DISPATCHES	TOTAL HANDLED
Beckley	10,748	10,376	21,124
Berkeley Springs	205	94	299
Big Chimney	110	84	194
Bridgeport	170	194	364
Buckhannon	1,109	1,127	2,236
Charleston	28,345	28,228	56,573
Charles Town	63	128	191
Clay	374	223	597
Cross Lanes	359	337	696
Elizabeth	1,349	1,348	2,697
Elkins	7,599	10,193	17,792
Fairmont	164	146	310
Franklin	128	52	180
Gauley Bridge	154	131	285
Glasgow	687	946	1,633
Glenville	296	724	1,020
Grafton	606	233	839
Grantsville	1,667	1,628	3,295
Hamlin	558	473	1,031
Harrisville	1,067	1,073	2,140
Hinton	476	301	777



RADIOTELEPHONE TRAFFIC REPORT (Cont'd)

STATION	DISPATCHES RECEIVED	DISPATCHES	TOTAL HANDLED
Hundred	358	408	766
Huntington	7,847	6,912	14,759
Jesse	578	513	1,091
Keyser	308	290	598
Kingwood	12	303	315
Lewisburg	593	954	1,547
Logan	12,946	11,677	24,623
Madison	496	362	858
Marlinton	188	880	1,068
Martinsburg	10,112	10,266	20,378
Moorefield/Petersburg	252	183	435
Morgantown	8,633	16,127	24,760
Moundsville	20,844	22,019	42,863
New Cumberland	72	350	422
Oak Hill	282	706	988
Paden City	566	381	947
Parkersburg	16,364	16,939	33,303
Parsons	346	1,049	1,395
Philippi	1,338	1,341	2,679
Point Pleasant	1,950	1,655	3,605
Princeton	439	433	872
Rainelle	415	282	697

RADIOTELEPHONE TRAFFIC REPORT (Cont'd)

STATION	DISPATCHES RECEIVED	DISPATCHES	TOTAL HANDLED
Richwood	145	129	274
Ripley	409	233	642
Romney	5,352	5,530	10,882
Shinnston	10,349	21,494	31,843
South Charleston	61	543	604
Spencer	521	539	1,060
St. Marys	707	256	963
Summersville	924	253	1,177
Sutton	493	260	753
Union	164	125	289
Wayne	685	755	1,440
Webster Springs	115	461	576
Welch	542	697	1,239
Wellsburg	192	518	710
Weston	973	696	1,669
West Union	173	171	344
Wheeling	605	642	1,247
Whitesville	93	86	179
Winfield	614	540	1,154
Williamson	427	420	847
TOTALS	164,717	186,417	351,134

CRIMINAL IDENTIFICATION BUREAU

CRIMINAL IDENTIFICATION BUREAU

OVERVIEW:

The Criminal Identification Bureau of the West Virginia State Police is a division of Staff Services. The Bureau has two (2) operating sections;

These are:

1. Crime Laboratory (Forensic Section)
2. Records Section

The Bureau is commanded by an officer-in-charge who reports to the Superintendent through the Chief of Staff Services.

The Criminal Identification Bureau offers a broad range of police services to agencies of the criminal justice community as well as to the private sector.

A. LABORATORY SECTION

The Forensic Crime Laboratory of the Criminal Identification Bureau was organized in 1935. The Laboratory is staffed by expert criminalists who are qualified through education and experience to testify in state and federal court.

The Forensic Laboratory consists of eight (8) operating sections with a supervisor in charge of each.

These are:

1. Questioned Documents
2. Firearm and Toolmark Identification
3. Latent Fingerprint and Footwear Identification
4. Photography
5. Serology
6. Toxicology
7. Drug Analysis
8. Trace Evidence

Scientific examinations and follow-up expert testimony in courts of law are offered without charge to all law enforcement agencies in West Virginia on the local, state, and federal level. Examinations are conducted only in connection with a crime in support of a criminal investigation, or in the interest of public safety.

The Laboratory Section is commanded by a laboratory director who reports through the Officer-in-Charge, Criminal Identification Bureau.

#### B. RECORDS SECTION

The Records Section of the Criminal Identification Bureau is responsible for the assembly, identification, and retention of records of the Department of Public Safety as specified by West Virginia Statute, Chapter 15, Article 2, Section 24, dated 1933.

The Criminal Identification Bureau is the central repository for the housing of criminal records for the State of West Virginia.

These records comprise all fingerprints taken of criminal violators and submitted by all police agencies in West Virginia. These records are identified and filed for ready retrieval by the Henry Fingerprint Classification System, and are recorded on a criminal history record transcript.

All criminal investigation reports received from the Department of Public Safety are coded and microfilmed, and may be retrieved automatically by a miracode-reader-printer.

All notifications of arrest submitted by the Department of Public Safety are filed by name. All reports of final disposition are posted on the criminal history arrest record. Wanted notices are posted and identified as wanted records for immediate identification and retrieval. A photo mug file is maintained on a name basis as well as a cross reference by types of crime.

All reports of weapon sales received from dealers are microfilmed and may be retrieved by serial number and/or name of purchaser.

All non-criminal justice agencies requesting a criminal record check must submit a record release form containing the thumb print and signed by the applicant.

The Records Section is commanded by a supervisor who reports through the Officer-in-Charge, Criminal Identification Bureau.

#### ACCOMPLISHMENTS:

1. A career development program was developed and enacted for personnel assigned to the Forensic Laboratory Division.

2. Color processing equipment was purchased for the Forensic Laboratory. The Photography Section is now processing and printing color negatives and prints for law enforcement agencies in the State of West Virginia.

3. Members of the Photography Laboratory staff attended the Crime Laboratory Forensic Photography course at the Federal Bureau of Investigation (FBI) Academy and the Kodak Advanced Color Processing Management course in Cincinnati, Ohio.

4. Personnel in the Latent Print Section attended the Identification Photography course at the Federal Bureau of Investigation (FBI) Academy.

5. Personnel in the Chemistry Section attended the following schools:

- a. Paint Comparison
- b. Explosives Identification course
- c. Hair and Fiber Identification
- d. Breathalyzer Repair
- e. Drug Identification

6. Personnel in the Chemistry Section attended the following professional meetings:

- a. Northeastern Association of Forensic Scientists
- b. Southern Association of Forensic Scientists
- c. National Steering Committee Concerning Arson Analysis Standards

7. A new arson and serology section was constructed and personnel moved into these new quarters.

8. The backlog in drug identification was eliminated.

9. A UV Spectrometer was purchased for the Chemistry Section.

10. Personnel in the Laboratory participated in proficiency testing examinations which were sponsored by the Forensic Sciences Foundation.

11. A comprehensive breathalyzer program was placed into effect and new personnel added in that section. All uniformed personnel were re-certified in all aspects of the breathalyzer during in-service training. Proficiency tests were conducted on all breathalyzers utilized by Department of Public Safety field personnel. New breath-testing equipment was evaluated for purchase consideration. Known alcohol solutions were sent to the field on a monthly basis and breathalyzers calibrated at more rigid standards. Two (2) week long basic breathalyzer courses were taught to Basic students.

12. Blood and body fluid analysis and examinations were enhanced by the addition of new methods in racial discrimination blood grouping.

13. A trainee has been assigned to the Firearms Section.

14. Bullet recovery tank has been modified for heavy and sub-caliber weapons.

15. Trainee assigned to the Questioned Document Section was qualified in court as an expert witness.

16. The Supervisor and one (1) employee in the Records Section attended a forty (40) hour course in basic fingerprint classification taught by a Federal Bureau of Investigation (FBI) instructor and are now receiving on-the-job training.

17. The Records Section has employed a third clerk typist.

GOALS:

1. To obtain and retain sufficient personnel in the Laboratory Division to accomplish a response time of two (2) weeks for laboratory examinations and results.

2. To obtain membership of Laboratory personnel in professional scientific organizations.

3. To purchase new laboratory instrumentation replacing old worn out instruments.

4. To replace all breath-testing equipment with infrared instruments.

5. To continue specialized training of Laboratory personnel to become proficient in all areas of criminalistics.

6. To increase blood grouping capabilities of evidence in the Serology Section.

7. To secure membership in The Association of Firearms and Toolmarks Examiners for personnel in the Firearms and Toolmarks Section.

8. To obtain professional certification of personnel in the Questioned Document and Latent Print Sections.

9. To have personnel in the Latent Print and Firearms Sections attend a footwear and tire tread examination school at the Federal Bureau of Investigation (FBI) Academy.

10. To acquire updated reference books for the Laboratory Division.

11. The Records Section plans each year to replace one (1) old vertical power wall file with a new improved model until all have been replaced.

STATISTICAL REPORT:

I. LABORATORY DIVISION

A. CHEMISTRY SECTION

1. Total Cases Received	2,888
2. Total Cases Examined	3,034
3. State Police Cases	1,089
4. Other Agencies	1,843

5. Controlled Substances Cases	1,792
a. Items Submitted	6,506
b. Examinations	5,446
c. Tests	19,507
6. Criminalistics Cases	258
a. Items Submitted	538
b. Examinations	363
c. Tests	1,138
7. Serology Cases	440
a. Items Submitted	2,091
b. Examinations	2,089
c. Tests	10,535
8. Toxicology Cases	580
a. Examinations	661
b. Drugs	0
c. Blood Alcohols	602
9. Subpoenas Answered	163
10. Total Hours in Court	1,589.5

B. DOCUMENTS SECTION

1. Total Cases	466
2. State Police	190
3. Other Law Enforcement Agencies	266
4. Total Examinations Performed	2,713
5. Examinations Conclusive	1,192
6. Examinations Inconclusive	593

C. FIREARMS SECTION

1. Firearms Identification	
a. Total Cases	207
b. State Police	93
c. Other Law Enforcement Agencies	114
d. Weapons Examined	195

e. Bullets Examined	301
f. Cartridge Cases	625
g. Clothing and Other	195
h. Positive Identification	182
i. Negative Identification	8
j. Cases Inconclusive	17
2. Toolmark Identification	
a. Total Cases	53
b. State Police	30
c. Other Law Enforcement Agencies	23
d. Toolmark Examinations	663
e. Articles Examined	663
f. Positive Identifications	24
g. Negative Identifications	14
h. Cases Inconclusive	15

D. LATENT PRINT SECTION

1. Latent Fingerprint Identification	
a. Total Cases	866
b. State Police	394
c. Other Law Enforcement Agencies	472
d. Latent Prints Examined	1,496
e. Latent Prints Identified	532
f. Suspects Fingerprints Compared	768
g. Suspects Identified by Latent Prints	122
h. Articles Examined for Latent Prints	5,009
i. Field Trips Made for Processing Latent Prints	24
2. Footwear Identification	
a. Total Cases	35
b. State Police	18
c. Other Law Enforcement Agencies	15
d. Shoes Compared	70
e. Impressions Compared	68
f. Positive Identifications	4
g. Negative Identifications	0
h. Impressions Unidentifiable	65

E. PHOTOGRAPHY SECTION

1. Negatives Processed	
a. Total	73,117
b. Detachments	57,813

c. Headquarters	2,237
d. Other Departments	13,446
2. Prints Made	
a. Total	71,474
b. Detachments	52,573
c. TRSD	1,570
d. Headquarters	3,198
e. Other Departments	13,994
3. Film Received	
a. Total	8,572
b. DPS	4,802
c. Other Departments	761
4. Graphic Arts	
a. Negatives	399
b. Prints	1,388
5. Photos Taken by Lab Staff	4,364
6. Camera/Flash Repairs	71

II. RECORDS SECTION

A. Total Fingerprint Cards Received	25,483
1. Criminal Fingerprint Cards Received	25,071
a. State Police	10,140
b. Other Law Enforcement Agencies	14,061
2. Applicant Fingerprint Cards Received from Industry	412
B. Total Fingerprint Cards on File	925,940
1. Criminal Fingerprints on File	719,540
2. Applicant Fingerprints on File	206,400
C. Persons Identified by Fingerprints as Having Previous Criminal Records	11,378
D. Total Criminal Investigation Reports Received	9,901

DATA PROCESSING DIVISION

DATA PROCESSING DIVISION

ACCOMPLISHMENTS:

1. Data for the 1981 Uniform Crime Reporting (UCR) Semi-Annual Report was compiled and forwarded to the UCR Section. Also, data for the 1981 UCR Annual Report, Crime in West Virginia, was compiled and forwarded.
2. In addition to the elimination of several existing problem areas in the West Virginia Automated Police Network (WEAPON) System programs, the following enhancements were made:
  - A. The 'HELP' file system was added to enable other states with automated systems to obtain information concerning West Virginia's motor Vehicle and driver registrations through the National Law Enforcement Telecommunications Network (NLETS).
  - B. Purpose Code 'P' was added to the Criminal Query (CQ) system to indicate requests from Prosecuting Attorneys.
  - C. In-State transmission security was tightened.
  - D. When vehicle and/or driver registration files are not available, the requests are now written to queue and transmitted automatically when the files are available. In the past, this situation caused a re-routing for manual handling by the Department of Motor Vehicles.
3. Program development and remote job submission were accomplished through the video terminal in Data Processing by utilizing Time Sharing Option (TSO).
4. Installation of computer database systems was made possible by usage of Statistical Analysis System (SAS) through the video terminal in Data Processing.
5. A Domestic Violence computer system was developed to produce data needed for reports in the UCR Annual Report to comply with House Bill 802.

GOALS:

1. Upgrading of the computer software (system programs) to the current version(s) in order to better utilize our equipment.
2. Addition of Cobol Compiler software to give the Department a state of the art programming language to facilitate ISSD program conversions and enhance new systems development on site.
3. Develop database system for inquiries concerning:
  - A. Persons with a history of drunken driving and/or public intoxication.
  - B. Gun purchase registration.
  - C. Stolen vehicle records.
4. A video terminal hook-up for the Personnel Department so that they can use the computers' resources to do member evaluations.
5. Utilization of the new Computer Output Microfiche (COM) facility at ISSD to replace large computer print-outs thereby saving storage space.
6. Development of a Budget Summary system for the Accounting Department with Detachment breakdown capabilities.

LOGISTICS AND SUPPLY DIVISION



LOGISTICS AND SUPPLY DIVISION

The Division of Logistics and Supply is charged with the responsibility of procuring all Department equipment, supplies, and professional services, maintaining inventories of all detachments and individual members. An effort is made at all times to supply the Department with the very best available equipment with the monies available.

A new canopy drive-thru automatic car wash system was purchased and installed at Company "B" Headquarters at a cost of \$20,900.00.

New modern Scuba gear was purchased for the department divers at a cost of \$17,612.00.

Combination air-conditioner/heaters were purchased for the Logan detachment at a cost of \$2,625.00.

New drapes were purchased for the Summersville detachment at a cost of \$957.98.

Two tractors with grass mowers and snow plows were purchased for Company "C" at a cost of \$6,390.00.

Paving was done at the following detachments:

Fairmont	\$13,731.00
Clarksburg	11,323.00
Paden City	17,500.00
Oak Hill	10,000.00

The Point Pleasant detachment was purchased for \$62,500.00 and adjoining property of an additional \$590.00.

There were 150 new cruisers purchased at a cost of \$1,327,500.00.

There were 295 purchase orders processed at a combined total of \$2,282,240.35.

A total of \$218,197.51 spent on the purchase of new individual equipment, uniforms, hats, etc...

There were 2,040 requisitions processed totaling \$1,451,806.80.

There were 390 SCO's (contract) processed totaling \$304,936.54.  
An additional 331 headquarters vouchers were processed totaling  
\$35,207.23.

PERSONNEL DIVISION

## PERSONNEL DIVISION

### OVERVIEW:

The Personnel Division is the personnel management agency for the Department of Public Safety. It is responsible to the Superintendent for the recruitment, evaluation, assignment, promotion, and retirement of personnel resources. The Personnel Division is charged with the administration of personnel records, reports and surveys, equal employment opportunity programs and affirmative action plans.

### ACCOMPLISHMENTS:

Recruiting efforts continued throughout the period of this annual report. Personnel appearances at career day programs sponsored by local colleges and universities were intensified and company contacts on the secondary school level were coordinated in an effort to identify law enforcement as a positive career choice.

Preparation for the 35th Cadet Class began in April. Approximately 1,500 invitations to appear at the Academy for initial testing were sent out to active applicants. Preliminary testing scheduled for July 12 and continue for two weeks. Advertisements were submitted to major newspapers throughout the state announcing test dates and advising of a walk-on date for July 23.

All civilian performance evaluations continued to be reviewed in January. Eligible civilian employees recommended for salary increases by their supervisors were awarded by the Superintendent effective July 1, 1982. A total of eighty-nine (89) merit increases were approved, thus resulting in salary advances for thirty-two (32) percent of the civilian work force.

A revised Equal Employment Opportunity (EEO) Program and Affirmative Action (AA) Plan dated January 1, 1981 - January 1, 1982 was published and distributed. Affirmative Action progress report bi-annually completed and sent to Affirmative Action Officer.

Materials provided for re-enlistment boards which convened in September and June. Nine (9) members were re-enlisted. Materials were also provided in preparation for Promotion Board. The new semi-annual evaluations were used as basis for promotional standards guidelines.

GOALS:

Continue recruiting efforts through increased participation in career programs with a definite emphasis on the attraction of qualified minority and female applicants.

Investigate ways to reduce the attrition rate of uniformed and civilian employees and determine the optimum utilization of personnel currently employed. Determine the areas and/or locations where additional support personnel are needed on the basis of work load and activity.

The Personnel Division is involved in a joint endeavor with the Planning and Research Division in developing a Career Development Program for the Department. We are now in the final stages of this program.

Effort is being made to computerize particular confidential material obtained in the Personnel Office.

STATISTICAL REPORT:

A. Total Authorized Strength of Department 07/01/81	559
B. Total Actual Strength of Department 07/01/82	541
C. Enlistments	1
D. Re-Enlistments	9
E. Resignations: Troopers	9
F. Retirements: Troopers	1
Corporals	6
Sergeants	1
Lieutenants	1
G. Promotions: Corporals	4
Sergeants	3
Master/First Sergeants	3
Lieutenants	2
Captains	2
Lieutenant Colonels	1

TRAFFIC RESEARCH AND SAFETY DIVISION

TRAFFIC RESEARCH AND SAFETY DIVISION

This division is a staff function of the Department of Public Safety. In this capacity, it is designed to conduct traffic safety inventories and provide preventive accident patrols for the West Virginia State Police. In addition, the division provides information and assistance to other police agencies in West Virginia.

It is imperative that the public be well informed concerning traffic laws. Each year, the legislature makes and amends the rules and regulations which govern the movement of traffic. For that reason, the Traffic Research and Safety Division provides both written and oral information to the public, generally, and to specific civic groups on request. This division has concurrent supervision over the Public Information/Safety Officers and continues to maintain support services for these officers.

In the year just past, the Traffic Research and Safety Division accepted full responsibility for the Fatal Accident Reporting System (FARS). The division is currently a computer link to provide the federal government with indepth information on all fatal accidents. This system will provide an accurate barometer to compare West Virginia's fatal accident experience with the experiences of our sister states.

TRAFFIC SAFETY

In the year 1981, West Virginia had 439 fatalities. This number represented a decrease of 18% from 1980 when the total was 539. In addition, West Virginia's mile death rate dropped to 4.2 which represents a 17% decrease when compared with 1980. It is significant that the percentage of decrease in total accidents and mile death rate is similar. The total mileage driven in the State of West Virginia was increased in the year 1981. This should have adversely affected the mile death rate; but due to the substantial decrease in total fatalities, it did not.

West Virginia continues its effort to control the fifty-five (55) mile per hour National Maximum Speed Limit, and it would appear that we are on target in relation to the guidelines set down by the federal government.

Total accidents of all classes decreased in 1980 from 52,658 for 1980 to 50,775 for 1981. This is a decrease in total accident involvement of 3.6%.

ACCIDENTS INVESTIGATED BY ALL POLICE DEPARTMENTS  
YEAR - 1981

Fatal Accidents	380
Injury Accidents	15,470
Property Damage Accidents	34,925
Total Accidents	50,775
Killed	439
Injured	23,406

DEPARTMENT OF PUBLIC SAFETY  
(West Virginia State Police)

AUTOMOBILE FATALITIES, UNITED STATES, 1931-1981

1931.....33,346	1948.....32,000	1965.....49,000
1932.....29,196	1949.....21,500	1966.....52,500
1933.....31,978	1950.....35,000	1967.....53,000
1934.....36,000	1951.....37,300	1968.....55,200
1935.....36,400	1952.....38,000	1969.....56,400
1936.....37,800	1953.....38,300	1970.....55,300
1937.....39,500	1954.....36,000	1971.....55,000
1938.....32,400	1955.....38,300	1972.....56,600
1939.....32,600	1956.....40,000	1973.....55,600
1940.....34,000	1957.....38,500	1974.....46,200
1941.....40,000	1958.....37,000	1975.....45,600
1942.....38,309	1959.....37,800	1976.....47,100
1943.....23,820	1960.....38,200	1977.....49,200
1944.....24,300	1961.....38,000	1978.....51,500
1945.....28,600	1962.....41,000	1979.....51,900
1946.....33,500	1963.....43,600	1980.....53,300
1947.....32,300	1964.....47,700	1981.....50,700

AUTOMOBILE FATALITIES, WEST VIRGINIA, 1931-1981

1931.....424	1948.....406	1965.....484
1932.....322	1949.....356	1966.....517
1933.....355	1950.....370	1967.....587
1934.....429	1951.....365	1968.....520
1935.....509	1952.....406	1969.....538
1936.....503	1953.....446	1970.....551
1937.....465	1954.....350	1971.....509
1938.....381	1955.....368	1972.....535
1939.....365	1956.....438	1973.....478
1940.....391	1957.....479	1974.....449
1941.....459	1958.....387	1975.....486
1942.....346	1959.....399	1976.....497
1943.....232	1960.....359	1977.....528
1944.....263	1961.....372	1978.....467
1945.....307	1962.....427	1979.....533
1946.....365	1963.....434	1980.....539
1947.....388	1964.....467	1981.....439

HIGHWAY FATALITIES BY COUNTIES

COUNTIES	1980	1981	COUNTIES	1980	1981
BARBOUR	12	6	MINGO	19	17
BERKELEY	17	9	MONONGALIA	27	11
BOONE	14	12	MONROE	2	2
BRAXTON	4	11	MORGAN	5	2
BROOKE	7	5	MCDOWELL	11	6
CABELL	27	10	NICHOLAS	12	14
CALHOUN	2	6	OHIO	8	8
CLAY	1	1	PENDLETON	6	3
DODDRIDGE	3	0	PLEASANTS	0	2
FAYETTE	18	16	POCAHONTAS	5	2
GILMER	3	4	PRESTON	11	7
GRANT	11	0	PUTNAM	7	11
GREENBRIER	10	10	RALEIGH	16	23
HAMPSHIRE	11	8	RANDOLPH	11	4
HANCOCK	9	10	RITCHIE	4	4
HARDY	1	6	ROANE	1	4
HARRISON	9	15	SUMMERS	3	2
JACKSON	9	4	TAYLOR	4	5
JEFFERSON	8	7	TUCKER	5	0
KANAWHA	68	50	TYLER	1	4
LEWIS	4	5	UPSHUR	2	4
LINCOLN	7	3	WAYNE	16	16
LOGAN	12	13	WEBSTER	3	2
MARION	14	7	WETZEL	4	1
MARSHALL	11	2	WIRT	0	3
MASON	8	6	WOOD	16	15
MERCER	23	21	WYOMING	9	13
MINERAL	8	7			
			TOTALS	539	439

WEST VIRGINIA TRAFFIC FATALITIES BY MONTH AND YEAR

(Ten Year Period)

YEAR	JAN	FEB	MAR	APR	MAY	JUNE	JULY	AUG	SEPT	OCT	NOV	DEC	TOT	MILE RATE
1971	26	36	33	31	51	33	56	55	47	56	32	53	509	5.8
1972	33	51	28	34	38	40	71	67	46	53	32	42	535	5.3
1973	26	28	27	36	54	54	37	59	45	47	41	24	478	5.1
1974	21	24	31	47	30	45	43	42	51	46	40	29	449	4.4
1975	31	33	41	32	33	43	49	51	32	44	49	48	486	4.6
1976	27	23	39	28	53	58	47	51	56	40	33	48	497	4.3
1977	13	27	49	33	43	49	48	64	39	64	47	52	528	4.5
1978	26	22	21	50	38	39	34	49	40	41	50	57	467	4.1
1979	30	33	32	42	41	50	37	53	64	42	47	62	533	4.6
1980	37	21	29	42	48	57	52	77	44	41	45	46	539	5.1
1981	31	31	37	43	28	38	49	44	44	36	26	32	439	4.2

TRAFFIC FATALITIES BY CITIES

GROUP "A" - CITIES HAVING 20,000 POPULATION AND OVER

	<u>POPULATION</u>	<u>CALENDAR</u>
CHARLESTON	63,968	8
HUNTINGTON	63,684	4
WHEELING	43,070	1
PARKERSBURG	39,967	3
MORGANTOWN	27,605	2
WEIRTON	24,736	4
FAIRMONT	23,863	2
CLARKSBURG	22,371	0
BECKLEY	20,492	1

GROUP "B" - CITIES HAVING 10,000 TO 20,000 POPULATION

BLUEFIELD	16,060	1
SOUTH CHARLESTON	15,968	1
MARTINSBURG	13,063	0
MOUNDSVILLE	12,419	0
ST. ALBANS	12,402	0
VIENNA	11,618	0

GROUP "C" - CITIES HAVING 7,000 TO 10,000 POPULATION

DUNBAR	9,285	0
ELKINS	8,536	0
NITRO	8,074	0
PRINCETON	7,493	0
OAK HILL	7,120	3
NEW MARTINSVILLE	7,109	0

GROUP "D" - CITIES HAVING 5,000 TO 7,000 POPULATION

GRAFTON	6,845	0
BUCKHANNON	6,820	0
BRIDGEPORT	6,604	0
KEYSER	6,569	0
WESTON	6,250	0
PT. PLEASANT	5,682	2
WILLIAMSON	5,219	0

WEST VIRGINIA TRAFFIC SUMMARY

Calendar Year

MILES TRAVELED	10,404,000,000	10,482,858,000
CHANGE IN MILES TRAVELED		78,580,000
CHANGE IN MILES TRAVELED	-10.6%	+ .75%
FATAL ACCIDENTS	485	380
TRAFFIC DEATHS	539	439
CHANGE IN TRAFFIC DEATHS		100
CHANGE IN PERCENT		-18%
MILE RATE	5.1*	4.2*
CHANGE IN MILE RATE		-17%
POPULATION RATE	27.6**	22.5**
CHANGE IN POPULATION RATE		5.1%
FATAL ACCIDENT RATE	4.6***	3.6***
CHANGE IN FATAL ACCIDENT RATE		-21.7%

\*Mile Rate - Number traffic deaths per 100 million miles traveled.

\*\*Population Rate - Number traffic deaths per 100 thousand population.

\*\*\*Fatal Accident Rate - Number fatal traffic accidents per



OPERATOR'S EXAMINATIONS

Calendar Year

	<u>1980</u>	<u>1981</u>
NUMBER PASSED	34,190	35,722
NUMBER VALIDATED	57,435	62,994
NUMBER FAILED	93,378	75,819
TOTALS	185,003	174,535

REASON FOR FAILURE

	<u>1980</u>	<u>1981</u>
WRITTEN	77,015	59,380
OPERATION	12,718	13,003
MOTOR VEHICLE EQUIPMENT	2,803	2,719
PHYSICAL DEFECT	842	717
TOTALS	93,378	75,819

PUBLIC TRAFFIC SAFETY EDUCATION  
(Literature and Special Materials)

Publications prepared and distributed by the Department of Public Safety:

	Number of Publications	Quantity Distributed
1981	16	1,320,000

Bumper strips and cards distributed by the Department of Public Safety:

	Quantity Distributed
1981	705,000

Safety speeches made by the Department of Public Safety during report period:

Fiscal Year	1,800
Total Audience	225,000

SAFETY FILMS

	Fiscal Year
Number of Safety Films in Library	220
Number of Showings	9,680

NEWSPAPER PUBLICITY

	Fiscal Year
Number of Special Releases	20

RADIO AND TELEVISION

	Fiscal Year
Number of Releases	40
Number of Program Outlines	15
Number of Transcribed Spot Announcements	195

MOTOR VEHICLE INSPECTION

Motor Vehicle Inspection is administered by the Traffic Research and Safety Division.

West Virginia's program is an annual inspection and requires an indepth evaluation of brakes, steering, exhaust, and glazing. We, in the Department of Public Safety, are firmly convinced that the annual motor vehicle inspection program has made many citizens aware of the need for preventive maintenance.

STATISTICS FOR MVI IN WEST VIRGINIA

January 1, 1981 through December 31, 1981

Total Vehicles Inspected	1,045,008
Total Cost of Inspection	\$ 3,869,662.97
Total Cost of Repairs, Adjustments or Replacements	\$10,754,105.27
Average Cost Per Vehicle Inspected	13.99
Total Vehicles Rejected	17,558
Total Inspection Stations	1,670
Total Registered Inspector Mechanics	7,921
New Stations Licensed	187
Stations Voluntarily Cancelled	175
Stations Suspended	25
Inspector Mechanics Suspended	17

REPAIRS, ADJUSTMENTS OR REPLACEMENTS

MADE TO VEHICLES INSPECTED

Horns	3,297
Wipers	13,838
Mirrors	2,105
Brakes	42,424
Tag Mountings	1,551
Steering	14,335
Exhaust System	27,308
Lights	116,005
Safety Glass	2,493
Tires	14,372
Corrected Vehicles.	237,728

TRAFFIC RESEARCH AND SAFETY DIVISION

GOALS AND OBJECTIVES

1. To republish and update the Official Inspection Manual complete with a section addressing altered vehicles.
2. To prepare a new inspector mechanic's training program, and train all inspector mechanics statewide.
3. To propose legislation which would enable the Department of Public Safety to take an active role in equipment approval programming.
4. To propose legislation which would increase the penalties for false issuance of a motor vehicle inspection certificate.
5. To implement an indepth study of alcohol related traffic accidents.

UNIFORM CRIME REPORTING (UCR)

UNIFORM CRIME REPORTING (UCR)

ACCOMPLISHMENTS:

1. The 1980 UCR Annual Report, Crime in West Virginia, was released in August 1981.
2. The 1981 UCR Semi-Annual Report was released in October, 1981.
3. Classes in Uniform Crime Reporting were taught during Basic Schools held at the West Virginia State Police Academy.
4. Individual instruction in Uniform Crime Reporting was provided to several police departments throughout the state.
5. Work has begun on the 1981 Annual Report, Crime in West Virginia.
6. A Domestic Violence Program was implemented to collect information to the number of Domestic Violences reported to police departments.

GOALS:

1. To continue to educate persons concerned with Uniform Crime Reporting whenever possible in an effort to keep reporting personnel within police departments abreast of new and rapid changes with the UCR Program.
2. To improve the operational procedures concerning the handling of UCR forms on a monthly basis in order to provide for faster and more efficient processing of information.
3. To continue to expand the programming capabilities of the UCR System in order to provide more detailed and complete reports to the police departments reporting to UCR.
4. To continue to develop the Domestic Violence Reporting Program to a level of reporting efficiency comparable to the present Uniform Crime Reporting Program.

FIELD SERVICES

## FIELD SERVICES

The Field Services Division is the principal segment of the Department of Public Safety. The five (5) Field Companies, which are made up of twenty-one (21) Districts and sixty-one (61) Detachments, perform the work for which the organization was formed.

Company "A" with Headquarters in Harrison County consist of the following seventeen (17) counties in the northwestern section of the State: Hancock, Brooke, Ohio, Marshall, Wetzel, Marion, Monongalia, Preston, Tyler, Pleasants, Ritchie, Doddridge, Harrison, Gilmer, Braxton, Lewis, and Taylor.

Company "B" with Headquarters in Kanawha County consist of the following thirteen (13) counties in the western section of the State: Wood, Wirt, Calhoun, Jackson, Roane, Clay, Mason, Putnam, Kanawha, Cabell, Lincoln, Boone, and Wayne.

Company "C" with Headquarters in Randolph County consist of the following fourteen (14) counties in the eastern section of the State: Barbour, Upshur, Webster, Tucker, Randolph, Pocahontas, Pendleton, Grant, Mineral, Hardy, Hampshire, Morgan, Berkeley, and Jefferson.

Company "D" with Headquarters in Raleigh County consist of the following eleven (11) counties in the southern section of the State: Nicholas, Fayette, Greenbrier, Raleigh, Summers, Monroe, Wyoming, McDowell, Mercer, Logan, and Mingo.

Company "E" is a field company whose responsibility is the traffic control on the West Virginia Turnpike and the interstate systems throughout West Virginia.

Field Services is responsible for conducting the field operations in such a manner as to meet the Department's mission. This includes the allocation of resources, setting of priorities, as it relates to the task to be performed; such as criminal activities, traffic control and prevention of both crime and traffic accidents.

In addition to prevention in both areas, we must bring to a successful conclusion investigation of both criminal activities and accidents. We also provide necessary police services at the State Fair, Buckwheat Festival, Mountain State Forest Festival, county fairs across the State, football games, and any other event where the number of people involved requires traffic control or police protection. We have the responsibility of school bus driver examinations, driver license examina-

tions, motor vehicle inspections and other responsibilities too numerous to mention here.

Natural disasters, when they occur, become a heavy burden of the Department in assisting local officials.

We participate in any police activity which goes beyond the training or resources of local police departments.

GOALS:

The major goals of Field Services is to continue to upgrade the quality of law enforcement in West Virginia, both in criminal and traffic areas, by providing our own officers with the best and newest in the way of training and by our continued cooperation with local and federal officers. We will provide the best possible service to the people of West Virginia with the resources at our disposal with the ultimate goal of making West Virginia a safer place in which to live.

INSPECTION SERVICES

INSPECTION SERVICE

The Inspection Service is responsible for the discipline, appearance and morale of the Department, the inspection of all physical facilities, records and reports.

To establish and maintain a Department Safety Accident Review Procedure aimed towards reducing employee motor vehicle accidents.

The Inspector's Office is the point of contact for all complaints against members of the Department requiring internal affairs investigations and is responsible for the disposition of all such complaints.

During the period covered by this report, sixty-three (63) official complaints were received against members. Investigations conducted resulted in the exoneration of forty-two (42) members involved in complaints. As a result of these investigations, eight (8) members were suspended from duty with loss of pay and allowances for periods ranging from five (5) to thirty (30) days, nine (9) received letters of reprimand, two (2) received counseling, one (1) was dismissed from the Department and one (1) member was required to make restitution.

We reviewed a total of one hundred twenty-nine (129) department traffic accidents, eighty-eight (88) were found "Non-Chargeable" while forty-one (41) were found chargeable. As a result of the Board's findings, twenty-two (22) received one to two day suspensions without pay and allowances and nineteen (19) received official letters of reprimand placed in their personnel file.

PLANNING AND RESEARCH DIVISION

PLANNING AND RESEARCH DIVISION

On March 1, 1982, the department's Planning, Research, and Training Division was organizationally separated into two functional identities - the Training Division and the Planning and Research Division. The Planning and Research Division was placed under the administrative command of the Deputy Superintendent. The Planning and Research Division is primarily responsible for the development and subsequent implementation of programs and projects designed and intended to achieve the department's short and long range goals and objectives.

Accomplishments:

During the course of the past fiscal year, the Planning and Research Division has accomplished the following assigned tasks:

- \* Finalization and implementation of a revised departmental Semi-Annual Evaluation procedure.
- \* Development, submission, and subsequent implementation of the following Federal Assistance Grant Applications:
  - Radar Operators Certification Training Program
  - Breath Testing Training Program
  - RADAR (55 MPH Enforcement)
  - Career Development Program
  - State Police Incident Response Interstate Team (Operation S.P.I.R.I.T.)

Goals:

The Planning and Research Division has targeted the following as its primary goals and objectives for the forthcoming fiscal year:

- \* Finalization of the departmental Career Development Program
- \* Development and subsequent implementation of program(s) designed and intended to further reduce the number of "Mountain State" traffic related injuries and fatalities



- \* Development and subsequent implementation of program(s) designed and intended to further increase voluntary compliance to the federally mandated 55 MPH speed limit
- \* Development and subsequent implementation of program(s) designed and intended to improve the quality and quantity of the criminal investigation segment of the department's duties and responsibilities.
- \* Conduction of an indepth study of the feasibility of departmental reorganization to ensure that the department's resources are being properly utilized in the attainment of organizational goals and objectives

TRAINING DIVISION

TRAINING DIVISION

The training academy has the responsibility of gathering information concerning court decision, changes in laws, new and innovative changes in police techniques, and changes made in the criminal justice system. This information is distributed to all police and correction agencies through schools and seminars.

BASIC POLICE TRAINING COURSE ( City and County Officers)

39th Class	34 graduates	06/03/81 - 09/04/81
40th Class	34 graduates	09/20/81 - 12/11/81
41st Class	35 graduates	01/06/82 - 03/26/82
42nd Class	34 graduates	04/07/82 - 06/25/82
43rd Class	32 enrolled	05/17/82 -

DEPARTMENT OF CORRECTIONS ENTRY - LEVEL PROGRAM

9th Class	17 graduates	05/19/81 - 07/02/81
10th Class	20 graduates	10/20/81 - 12/16/81
11th Class	22 graduates	01/19/82 - 03/05/82
12th Class	25 graduates	03/22/82 - 05/13/82

ANNUAL DEPARTMENT OF PUBLIC SAFETY  
IN-SERVICE TRAINING

1st Session	33 members	02/16/82 - 02/18/82
2nd Session	28 members	02/22/82 - 02/24/82
3rd Session	30 members	03/01/82 - 03/03/82
4th Session	36 members	03/08/82 - 03/10/82
5th Session	36 members	03/15/82 - 03/17/82
6th Session	43 members	03/22/82 - 03/24/82
7th Session	37 members	03/29/82 - 03/31/82
8th Session	45 members	04/05/82 - 04/07/82
9th Session	39 members	04/12/82 - 04/14/82
10th Session	37 members	04/19/82 - 04/21/82
11th Session	34 members	04/26/82 - 04/28/82
12th Session	32 members	05/03/82 - 05/05/82
13th Session	40 members	05/10/82 - 05/12/82
14th Session	40 members	05/17/82 - 05/19/82
15th Session	56 members	05/24/82 - 05/26/82

RADAR OPERATOR CERTIFICATION PROGRAM

1st Class	19 enrolled	07/06/81 - 07/10/81
2nd Class	19 enrolled	07/20/81 - 07/24/81
3rd Class	18 enrolled	08/03/81 - 08/07/81
4th Class	23 enrolled	08/17/81 - 08/21/81
5th Class	23 enrolled	08/31/81 - 09/04/81
6th Class	23 enrolled	09/14/81 - 09/18/81
7th Class	23 enrolled	09/28/81 - 10/02/81
8th Class	18 enrolled	10/19/81 - 10/23/81
9th Class	18 enrolled	10/26/81 - 10/30/81
10th Class	19 enrolled	11/16/81 - 11/20/81
11th Class	21 enrolled	11/30/81 - 12/04/81
12th Class	22 enrolled	12/14/81 - 12/18/81
13th Class	24 enrolled	01/04/82 - 01/08/82
14th Class	22 enrolled	01/18/82 - 01/22/81
15th Class	23 enrolled	02/01/82 - 02/05/82
16th Class	17 enrolled	02/22/82 - 02/26/82
17th Class	19 enrolled	03/08/82 - 03/12/82
18th Class	21 enrolled	03/22/82 - 03/26/82
19th Class	22 enrolled	04/12/82 - 04/16/82
20th Class	21 enrolled	04/26/82 - 04/30/82
21st Class	22 enrolled	05/03/82 - 05/07/82
22nd Class	20 enrolled	05/17/82 - 05/21/82
23rd Class	18 enrolled	06/07/82 - 06/11/82
24th Class	16 enrolled	06/14/82 - 06/18/82

OTHER TRAINING PROGRAMS

Jail Instructor Training		
11 enrolled	09/14/81 - 09/18/81	
EMT Recertification		
35 enrolled	09/20/81 - 09/25/81	
Department of Labor		
9 enrolled	09/28/81 - 10/11/81	
Civilian Driver Examiner		
14 enrolled	10/05/81 - 10/09/81	
FBI National Academy Graduates		
26 enrolled	10/05/81 - 10/07/81	

Penn State Supervision

38 enrolled	10/12/81 - 10/23/81
Department of Labor	
27 enrolled	10/26/81 - 10/30/81
Department of Labor	
13 enrolled	11/17/81 - 11/20/81
Jail Officers Training	
27 enrolled	11/30/81 - 12/04/81
Office of Emergency Services	
28 enrolled	12/07/81 - 12/11/81
Instructor Development Course	
22 enrolled	12/14/81 - 12/18/81
Hostage Tactics & Negotiations	
41 enrolled	12/15/81 - 12/18/81
DUI Task Force Seminar	
14 enrolled	01/04/82
Breathalyzer Training	
25 enrolled	01/11/82 - 01/15/82
West Virginia Safety Council	
25 enrolled	01/20/82 - 01/21/82
Department of Labor	
10 enrolled	02/01/82 - 02/05/82
Governor's Committee on Crime, Delinquency & Correction	
43 attended	02/05/82
CIS Training	
49 enrolled	02/08/82 - 02/09/82

Breathalyzer Training  
 24 enrolled 03/01/82 - 03/05/82

West Virginia Safety Council  
 15 enrolled 03/10/82 - 03/11/82

Department of Welfare  
 15 attended 03/18/82

Governor's Committee on Crime, Delinquency & Correction  
 22 attended 03/19/82

Department of Corrections Employee Evaluation  
 19 attended 04/05/82 - 04/06/82

West Virginia Safety Council  
 14 attended 04/15/82 - 04/16/82

District Sergeants Meeting  
 22 attended 04/22/82

Alcohol, Tobacco and Firearms  
 4 attended 04/22/82

Jail Operator's Training  
 24 enrolled 05/10/82 - 05/14/82

Internal Revenue Service  
 31 attended 05/19/82 - 05/21/82

Breathalyzer Training  
 24 enrolled 05/24/82 - 05/28/82

FBI  
 10 attended 05/27/82

CIS Photography and Audio Surveillance  
 8 enrolled 06/07/82 - 06/08/82

Governor's Committee on Crime, Delinquency and Correction  
 25 attended 06/11/82

Juvenile Justice Advisory Committee  
 14 attended 06/13/82 - 06/18/82

Department of Labor  
 19 enrolled 06/14/82 - 06/16/82

Office of Emergency Services  
 14 enrolled 06/22/82 - 06/25/82


Retired Members Meeting  
 95 attended 06/27/82

Purchasing Seminar  
 06/29/82

Department of Highways Weights & Measures  
 29 enrolled 06/28/82 - 07/02/82

MISCELLANEOUS GROUPS

West Virginia Chiefs of Police  
 Secret Service  
 Kanawha County Law Enforcement Mutual Aid Cooperative



#### FIREARMS TRAINING

During the fiscal year 1981/1982 there were five (5) Basic Police Training Courses conducted at the West Virginia State Police Academy. These officers (city, county and Department of Natural Resources) were trained to safely and accurately use a handgun and shotgun. Each class consisted of four (4) hours classroom lecture on firearms safety, firearms nomenclature, and basic marksmanship fundamentals, forty (40) hours of practical application on the firing range, and four (4) hours of shotgun training. Each student was required to achieve a qualification score of 75% with a handgun. In addition, each student was required to fire the combat shotgun course for familiarization with a shotgun.

39th Basic Class Training and Qualification	
34 enrolled	06/03/81 - 09/04/81
40th Basic Class Training and Qualification	
34 enrolled	09/20/81 - 12/11/81
41st Basic Calss Training and Qualification	
36 enrolled	01/06/82 - 03/26/82
42nd Basic Class Training and Qualification	
34 enrolled	04/07/82 - 06/25/82
43rd Basic Class Training and Qualification	
33 enrolled	05/17/82 - 07/29/82

There were three (3) Department of Corrections Training Schools conducted during the fiscal year following the same criteria as the Basic Police program.

10th Corrections Class Training and Qualification	
17 enrolled	10/20/81 - 12/16/81
11th Corrections Class Training and Qualification	
22 enrolled	01/10/82 - 03/05/82
12th Corrections Class Training and Qualification	
25 enrolled	03/22/82 - 05/13/82

There were fifteen (15) Department of Public Safety In-Service Training Schools conducted during the fiscal year. Each member was required to qualify with his service revolver and to fire a familiarization course with the riot shotgun.

Department of Public Safety In-Service Sessions 1-15  
529 qualified 02/16/82 - 05/26/82

Department of Public Safety Anti-Sniper In-Service

The annual anti-sniper in-service training school was conducted at Camp Dawson. Each member was required to fire familiarization courses and to qualify with his assigned anti-sniper weapon. Each member received additional training in how to fire his weapon during night time conditions. In addition, each member was required to fire familiarization rounds with the AR-15 semi-automatic rifle.

14 enrolled 10/11/82 - 10/16/82

Department of Public Safety Interdepartmental Pistol Match

The annual Interdepartmental Pistol Match was held at the West Virginia State Police Academy. Each Company area, A, B, C, D, and E, was represented in this event by four (4) department members who had the highest pistol qualification score from the previous annual qualification list. Each member fired the Tactical Revolver Course two (2) times to receive an average score. From these scores a Company Team and high individual winner was chosen.

20 members 09/07/81 - 09/08/81

UTILIZATION OF FIREARMS RANGE BY OTHER AGENCIES

Federal Bureau of Investigation	30 members
Secret Service	20 members
Alcohol, Tobacco, & Firearms	20 members
United States Postal Inspectors	25 members
Internal Revenue Service	30 members
Army National Guard	40 members
Air National Guard	50 members
Marine Corps Reserve	12 members
U.S. Navy See-Bee's Reserve	40 members
Federal Protection Agency	5 members
Charleston Police Department	174 members
Dunbar Police Department	30 members

MEDICAL CLINIC

In-Service Physicals

338 participants 02/16/82 - 05/26/82

Clinic Visits by In-Service

13 participants 02/16/82 - 05/26/82

Clinic Visits by Students

127 participants 07/01/81 - 06/30/82

C.P.R. Certification/Basic Police Training Course

138 participants 07/01/81 - 06/30/82

C.P.R. Certification/Correctional Training Course

84 participants 07/01/81 - 06/30/82

Medicals For Re-Evaluation

4 participants

E.M.T. Re-Certification - Department Members

17 participants 09/20/81 - 09/25/81

ADDITIONAL ACCOMPLISHMENTS:

1. Audio/Video studio is producing Public Service Announcements (PSA), management tapes, and training tapes.
2. Tours of the Academy Complex were conducted for eighteen groups of people which totaled 757 people.
3. Continuation of the Master of Science Degree program in Occupational Health and Safety Management.
4. The Establishment of a Law Enforcement Explorer Post.
5. Placement of video players and monitors at company level.

GOALS AND OBJECTIVES:


Schools:

1. One (1) State Police Cadet Class
2. Six (6) Basic Police Training Programs
3. Two (2) Entry Level Correction's Programs
4. Fifteen (15) In-Service Training Sessions for the Department of Public Safety
5. Twenty-six (26) Radar Training Programs
6. Five (5) Breathalyzer Training Programs
7. Four (4) Jail Operation Training Programs
8. One (1) Anti-Sniper In-Service and Qualification

Seminars:

1. Two (2) Supervision of Police Personnel
2. Three (3) Correction In-Services
3. One (1) Executive Development
4. One (1) Instructor Development
5. One (1) F.B.I. National Academy Graduate Retraining
6. One (1) Advanced Leadership Development
7. One (1) Criminal Psychological
8. One (1) Stress Management
9. Three (3) O.E.S. Radiological Monitoring

Approximate total number of persons  
utilizing Academy facilities: 3,328



**END**