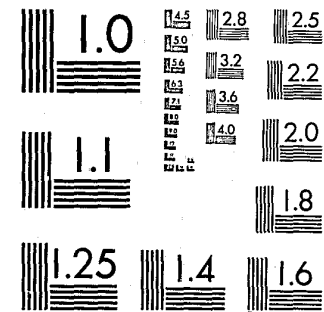


National Criminal Justice Reference Service



This microfiche was produced from documents received for inclusion in the NCJRS data base. Since NCJRS cannot exercise control over the physical condition of the documents submitted, the individual frame quality will vary. The resolution chart on this frame may be used to evaluate the document quality.



MICROCOPY RESOLUTION TEST CHART
NATIONAL BUREAU OF STANDARDS-1963-A


Microfilming procedures used to create this fiche comply with the standards set forth in 41CFR 101-11.504.

Points of view or opinions stated in this document are those of the author(s) and do not represent the official position or policies of the U. S. Department of Justice.

National Institute of Justice
United States Department of Justice
Washington, D. C. 20531

1/04/83

Department of Public Safety



85978

1980
Annual
Report

July 1, 1979 -
June 30, 1980

Hon. John D. Rockefeller, IV
Governor

H. F. Mooney, Jr.
Superintendent



Department of Public Safety
 (West Virginia State Police)
 725 Jefferson Road
 South Charleston, West Virginia 25309

John A. Rockefeller III
 Governor

Executive Office

Harley H. Mooney, Jr.
 P.O. USA (Ret)
 Superintendent

NCJRS

NOV 15 1980

ACQUISITIONS

The Honorable John D. Rockefeller IV
 Governor of West Virginia
 State Capitol Building
 Charleston, West Virginia 25305

Dear Governor Rockefeller:

In compliance with Chapter 5, Article 1, Section 20, of the Code of West Virginia, the Annual Report of the Department of Public Safety for the period July 1, 1979, through June 30, 1980, is respectfully submitted.

The contents of this report reflect the activities and accomplishments of the Department of Public Safety for the reporting period and further outline the goals and objectives established for the 1980-81 fiscal year.

In addition to the summary of major Departmental accomplishments, goals, objectives and activities, each specific unit or division has listed goals and objectives for which they have a primary responsibility.

Respectfully,

H. F. MOONEY, JR.
 SUPERINTENDENT

HFM:pmc

U.S. Department of Justice
 National Institute of Justice

This document has been reproduced exactly as received from the person or organization originating it. Points of view or opinions stated in this document are those of the authors and do not necessarily represent the official position or policies of the National Institute of Justice.

Permission to reproduce this copyrighted material has been granted by

West Virginia Department of
Public Safety

to the National Criminal Justice Reference Service (NCJRS).

Further reproduction outside of the NCJRS system requires permission of the copyright owner.

TABLE OF CONTENTS

LETTER OF TRANSMITTAL 1

TABLE OF CONTENTS 2

DEPARTMENT MISSION 3

SUMMARY OF ACCOMPLISHMENTS, OBJECTIVES, AND GOALS 3

STAFF SERVICES 5

 ACCOUNTING 6

 COMMUNICATIONS 16

 CRIMINAL IDENTIFICATION BUREAU 31

 DATA PROCESSING 40

 LOGISTICS AND SUPPLY 43

 PERSONNEL 46

 TRAFFIC RESEARCH AND SAFETY 50

 UNIFORM CRIME REPORTING 62

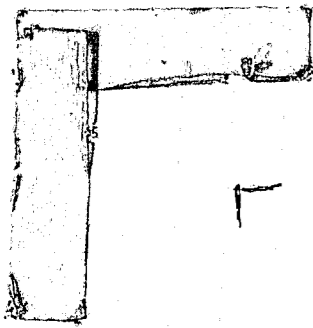
FIELD SERVICES 64

INSPECTION SERVICES 67

PLANNING, RESEARCH AND TRAINING 69

 PLANNING AND RESEARCH 70

 TRAINING 74



DEPARTMENT MISSION

15-2-12

The West Virginia Department of Public Safety shall have the mission of statewide enforcement of criminal and traffic laws with emphasis on providing basic enforcement and citizen protection from criminal depredation throughout the state and maintaining the safety of the state's public streets, roads, and highways.

SUMMARY OF MAJOR ACCOMPLISHMENTS, GOALS, AND OBJECTIVES

ACCOMPLISHMENTS

1. The expansion and refinement of the Department's ongoing educational program for both sworn and civilian personnel.
2. The expansion of the Department's leadership role in the field of crime prevention through the utilization of the Office of Crime Prevention and related services.
3. The preliminary phase for construction of the new Crime Laboratory facility.
4. The acceptance, from the contractors, of five (5) new detachment facilities.
 - a. Keyser
 - b. Fairmont
 - c. Clarksburg
 - d. Paden City
 - e. Buckhannon
5. Forty (40) hours of In-Service Training was received by every member up to and including the rank of Sergeant.
6. The strategic placing of additional fuel storage and pumping facilities throughout the state.

GOALS AND OBJECTIVES

1. To expand and further refine the Department's ongoing educational program for both sworn and civilian personnel.

2. To develop and publish a field operations manual pertaining to the activation and subsequent utilization of the Department's S.P.E.A.R. teams.
3. To complete the construction of the Department's forensic laboratory facility expansion.
4. The continuation of the Department's building program in terms of updating and standardizing barracks throughout the state.
5. To expand the Academy training facility through construction of an activities building.
6. To provide the citizens of West Virginia an efficient, effective, and affordable State Police force.
7. To participate in the Forensic Laboratories national accreditation program.
8. To increase the uniform force to six hundred and thirty six (636) by 1983.
9. To encourage cooperation in the law enforcement community at all levels.
10. To maintain West Virginia as the state with the lowest crime rate in the nation.

STAFF SERVICES

ACCOUNTING

ACCOUNTING DIVISION

-ACCOUNTS-

I.	ACCOUNT 5700-00 - PERSONAL SERVICES	
A.	Receipts	
	1. Appropriation	\$11,289,237.00
B.	Disbursements	
	1. Personal Services	\$11,062,187.68
	a. Reverting back to State Treasury	\$ 227,049.32
II.	ACCOUNT 5700-01 - CURRENT EXPENSE	
A.	Receipts	
	1. Appropriation	\$ 4,542,258.00
B.	Disbursements	
	1. Current Expense	
	a. Office Supplies and Subscriptions	\$ 114,023.83
	b. Research, Educational and Medical	62,241.37
	c. Educational Training	5,322.68
	d. Clothing and Household Supplies	134,071.79
	e. Utilities (excluding Telephone and Telegraph)	238,056.83
	f. Telephone and Telegraph	418,050.00
	g. Postal and Freight Expense	32,101.64
	h. Travel Expense	70,499.84
	i. Subsistence	786,955.00
	j. Rental Expense (Building)	78,155.36
	k. Rental Expense (Machine and Misc.)	58,394.09
	l. Pension and Retirement Plan Contribu- tion	1,276,853.48
	m. Association Dues	1,505.00
	n. Food Products	90,488.97
	o. Contractual & Professional Services	30,878.01
	p. Workmen's Compensation	11,757.87
	q. Unemployment Compensation	9,016.11
	r. Bonding and Other Insurance	21,108.87

s. Miscellaneous	\$	51,429.09
t. Vehicle Expense		1,094,841.11
u. Maintenance Contracts		122,187.49
v. Information Systems Services Div. (Computer Services)		110,401.33

\$ 4,818,339.76

2. Reimbursement by Turnpike, Purchasing Practices Procedures Commission and Federal		-345,600.84
--	--	-------------

\$ 4,472,738.92

3. Reverting back to State Treasury	\$	69,519.08
-------------------------------------	----	-----------

III. ACCOUNT 5700-02 - REPAIRS AND ALTERATIONS

A. Receipts		
1. Appropriation	\$	244,000.00

B. Disbursements		
1. Repairs and Alterations		
a. Labor (Contractual)	\$	4,840.00
b. Office Equipment Repairs		5,666.17
c. Research and Educational Equipment		1,780.66
d. Household Equipment, Furnishings and Communications Repairs		41,687.58
e. Building Repairs and Alterations		16,748.86
f. Vehicle Repairs		120,733.70
g. Ground Improvements		895.07
h. Small Tools and Other		8,477.83

\$ 200,829.87

2. Reverting back to State Treasury		43,170.13
-------------------------------------	--	-----------

IV. ACCOUNT 5700-03 - EQUIPMENT

A. Receipts		
1. Appropriation	\$	1,597,992.00

B. Disbursements

1. Equipment		
a. Office and Communications	\$	211,640.78
b. Medical		3,843.75
c. Research and Educational		27,646.46
d. Office Furniture Equipment		10,749.20
e. Building		2,390.48
f. Automobiles and Trucks		1,273,533.92
g. Farm and Construction		2,994.00
h. Shop and Custodial		10,968.42
i. Books		1,128.00
j. Small Tools and Others		32,472.99
k. Athletic		654.70
l. Other		562.28

\$ 1,578,584.98

2. Reverting back to State Treasury		19,407.02
-------------------------------------	--	-----------

V. ACCOUNT 5700-04 - EMERGENCY

A. Receipts		
1. Appropriation	\$	10,000.00

B. Disbursements		
1. Emergency		
a. Food and Lodging	\$	6,552.14
2. Reverting back to State Treasury	\$	3,447.86

- INSPECTION FEES - SPECIAL REVENUE -

I. ACCOUNT 8350-00 - PERSONAL SERVICES

A. Receipts		
1. Balance forwarded from 1978-79		226,921.98
2. Transferred to 8352-99 Construction Acct.		216,379.76
3. Expired expenditures 1978-79		5,814.00
4. From collections 1979 and 1980		589,211.50

5. Total funds available 1979-80	\$	599,753.72
B. Disbursements		
1. Personal Services	\$	307,669.01
II. ACCOUNT 8350-01 - CURRENT EXPENSE		
A. Disbursements		
1. Current Expense		
a. Office Expense	\$	926.10
b. Clothing and Household Supplies		99.30
c. Research, Educational and Medical		227.72
d. Utilities		466.32
e. Subsistence		24,752.00
f. Travel		1,474.00
g. Pension and Retirement Matching		35,837.01
h. Vehicle Expense		4.78
i. Printing and Binding		478.10
j. Civil Service Fees		82.60
k. Other Insurance		1,134.24
l. Merchandise for Re-sale		49,698.00
	\$	115,180.17

III. ACCOUNT 8350-02 - REPAIRS AND ALTERATIONS

A. Disbursements

1. Repairs and Alterations

a. Office Equipment Repairs	\$	219.91
b. Household Equipment and Communications Repairs		4,149.68
c. Building Repairs and Alterations		36.15
d. Vehicle Repairs		845.26
	\$	5,251.00

IV. ACCOUNT 8350-03 - EQUIPMENT

A. Disbursements

1. Equipment

a. Small tools and other	\$	752.00
B. Social Security Matching Fund		2,672.16
Public Employees Health Insurance		18,440.82
Refund for Erroneous Payments		2,083.50
Total Expenditures		452,048.66
Net Unexpended Collections		147,705.06
V. ACCOUNT 8352-99 - BARRACKS CONSTRUCTIONS AND REPAIR		
A. Total funds available	\$	861,169.05
1. Total expenditures for barracks construction		450,843.36
a. Balance as of June 30, 1980		410,425.69
b. Collections not expended and transferred to the construction and repair account		147,705.06
c. total funds available for construction		558,130.75

-WEST VIRGINIA TURNPIKE COMMISSION-

I. Personnel and expenses provided for and paid by the Turnpike Commission

A. Personal Services	\$	322,978.19
B. Current Expense		
1. Office supplies and subscriptions		520.00
Medical, Scientific and Educational Expense		520.00
Clothing, Dry Goods and Household Supplies		2,080.00
Personal Expense		360.00
Transportation		248.00
Subsistence		29,068.00
Pension and Retirement Plan Contribution		35,459.98
Firearm Supplies		80.00

Professional Services	\$	248.00
	\$	68,583.98
	\$	391,562.17

-PURCHASING PRACTICES AND PROCEDURES COMMISSION-

I. Personnel and expenses provided for by the Purchasing Practices and Procedures Commission		
A. Personal Services	\$	31,834.00
B. Current Expense		
1. Subsistence		3,107.00
Pension and Retirement Plan Contribution		3,820.08
	\$	6,927.08
	\$	38,761.08

-DEPARTMENT OF PUBLIC SAFETY DEATH, DISABILITY AND RETIREMENT FUND-

I. ACCOUNT 8360-06 - RETIREMENT		
A. This account represents the principal of the fund, including income from payroll deductions, fees, costs, rewards, etc. Disbursements from this account are for the purchase of additional bonds and refunds to resigned members.		
1. Cash balance as of July 1, 1979	\$	65,159.85
B. Received from the following sources:		
1. Accident reports		40,600.00
Arrest fees and rewards		2,714.10
Six percent deduction from salaries		514,258.75
Twelve percent matching contribution		1,174,227.18
Refunds from re-enlisted members		5,278.27
Appropriation for Arrest and Witness Fees		225,000.00
Eighteen percent match for military credit		51,440.32
	\$	2,013,518.62

\$ 2,078,678.47

C. Disbursements		
1. Transfers to 8360-07 Account		998,000.00
Investments		595,695.38
Refunds to resigned members		31,536.38
Investments fees		4,922.55
		\$ 1,630,154.31
2. Cash balance as of July 1, 1980		448,524.16

-INCOME ACCOUNT-

I. ACCOUNT 8350-07 - INCOME		
A. This is the account from which Awards are paid. Income in this fund is the interest on investments and transfers from the Retirement Account or the Consolidated Short-Term Pool.		
A. Cash balance as of July 1, 1979	\$	699.73
1. Receipts		
a. Transfers from 8360-06		1,138,294.81
		\$ 1,138,994.54
B. Disbursements		
1. Payment of Awards		1,087,499.10
Transfers to short-term pool		45,000.00
Public Employees Insurance		194.40
		\$ 1,132,693.50
2. Cash balance as of July 1, 1980	\$	6,301.04

On March 17, 1979 the assets of all state funded retirement systems were consolidated, for investment purposes, in compliance with House Bill 1321 enacted by the legislature on March 11, 1978.

Under the new regulations, the amount of funds invested is expressed as units of ownership of the Consolidated Investment

Pool. The Consolidated Investment Pool consists of a long-term pool and a short-term pool. On March 17, 1979 all corporated and U.S. Government bonds were automatically transferred to the long-term pool. Any new funds received after the above date were placed in the short-term pool. Funds may be transferred to or from the long-term pool on a quarterly basis. However, funds can be transferred to or from the short-term pool at any time the need arises.

The figures listed below reflect the units of ownership and other income for the Death, Disability and Retirement Fund as of June 30, 1980.

19,081.17 units of ownership in the long-term pool	\$20,632,938.20
Interest earned in the short-term pool	26,031.41
Investments in the short-term pool	<u>301,121.50</u>
TOTAL CONSOLIDATED INVESTMENT POOL	\$20,960,091.11

FEDERAL GRANTS SECTION

The Federal Grants Section of the Accounting Division served as administrator of twenty-seven (27) separate federal grants during the report period. Fourteen (14) grants were finalized and thirteen (13) were initiated and/or administered during the report period. Total project costs on the twenty-seven (27) grants was \$2,157,823.62.

CLOSED DURING PERIOD

7841-A01001-N	Basic Police Training	\$166,666.00
7731-G02001-N	WEAPON	144,745.00
7731-G02002-N	UCR	8,155.00
7841-C02001-N	State Criminalistic Laboratory	47,879.00
7841-B02002-N	Community Crime Prevention Program	109,459.89
AL79-05-01-C-10	Breathtesting Training Course for Local Police Officers	2,265.00
7841-A02010-N	Training and Educational Programs - Hostage Negotiation	6,600.00
7831-A02001-N	Criminal Law Training and Reference Manual	25,000.00
7721-D03001-N	CINDD	44,444.00
7731-A02012-N	Specialized Training	10,000.00
PT78-471-20	55 MPH Enforcement	332,798.00
PT78-471-37	Traffic Police Administration Training	21,606.95
7741-D01070-N	Community Protective and Investigative Equipment	53,200.00
7741-A02015-N	Medico-Legal Seminar	5,597.00

INITIATED AND/OR ADMINISTERED

7831-F01001-N	Criminal Justice Information System	43,562.00
7941-LE01001-N	Basic Police Training	166,666.00
7941-LE04002-N	Specialized Training	20,000.00
7841-F01002-N	WEAPON	116,228.00
PT79-0401-BB-01	55 MPH Enforcement	400,290.28
PT79-11-01A-02	Traffic Police Administration Training	12,952.50
7941-LE02001-N	State-wide Crime Prevention Program	174,488.00
7941-SD01001-N	UCR	8,527.00
PT80-04-02K-04	Operation "Sweep"	196,800.00
7941-LE04004-N	Medico-Legal Seminar	6,108.00
PT80-04-01-K-29	Public Awareness "55 MPH"	4,700.00
PT80-03-04-A-02	Advanced Motor Vehicle Investigation Training	15,836.00
PT80-03-04-A-01	Selective Traffic Enforcement Training	13,250.00

COMMUNICATIONS DIVISION

COMMUNICATIONS DIVISION

The mission of the Communications Division is to provide the facilities and capabilities to exchange or provide information in a rapid and accurate manner for the Department of Public Safety and other law enforcement agencies.

The Communications Division is constantly called upon by the law enforcement officer to enhance his or her ability to fulfill many of the communications requirements of the investigator, field trooper and administrative officer. Because of these needs, the Communications Division possibly undergoes more observation or scrutinizing than most other divisions.

Suggestions for improvements to the system as observed by the users are constantly being brought to our attention. The Communications Division strives to improve and correct problems. Because of the rapid development of new equipment and this need to improve, we appear to be in the position of continuously making changes to the system or to its operation.

The Communications Division cooperates with other police agencies, both in and out-of-state, in the exchange of police type communications. We are particularly proud of our development in recent years of the Computerized Message Switcher located at Department Headquarters. The Acronym "WEAPON" for West Virginia Automated Police Network, while under the supervision of the Department of Public Safety, permits other qualifying law enforcement agencies in the State to operate on this system.

Each terminal on the system, whether it be County, Municipality, Federal or our own State Police, is given equal treatment and capabilities. WEAPON permits each user to make inquiries into "NCIC" (National Crime Information Center) and send messages to other states and terminals by "NLETS" (National Law Enforcement Telecommunications System), or to any and all terminals within the state.

The Communications Division consists of one Communications Officer, one Data Processing Director, one Chief Engineer, one Assistant Engineer, one Chief Technician and Assistant(s), at each of the Company Headquarters.

Primary Stations operating twenty-four hours a day are located at Shinnston, South Charleston, Elkins, Beckley, Logan, Moundsville, Parkersburg, Romney and Department Headquarters (COMCENTER). Operating personnel are assigned to each station to cover the normal working schedule, days off and vacations.

Each detachment is equipped with radio equipment which permits communication with their vehicles in the immediate area. A second frequency is assigned to the detachment which permits the detachment radio to call a Primary Station without competing with the stronger base station equipment. The detachment office is frequently in a bad location for effective communications, thus some detachments have very restrictive communication range from their location to the mobile units; however, the detachment can contact a Primary Station to relay their information. The Primary Stations have the capability of transmitting and receiving from several repeaters located at vantage points within their area.

All Department owned vehicles, except Drivers Examiners, are equipped with modern 100 watt mobile radio transmitters and sensitive receivers. Vehicles have the ability to communicate with a base station, other vehicles, or portable type equipment.

TRAFFIC VOLUMES HANDLED JULY 1, 1979 THROUGH JUNE 30, 1980

Teletype	1,776,919 - 1.5% Increase (WEAPON System)
Radiotelephone	362,812 - 2.8% Increase (DPS System)
Total	2,139,731 - 1.8% Increase

Percentage of increase over last year - 1.8%

Message activity on the various communications systems showed very little change from the previous year. A combined teletype and radio message count increased slightly less than two percent (2%). While no attempt has been made to become restrictive with our communications method, we believe our attempts to eliminate unnecessary transmissions has permitted our already crowded radio frequencies to perform more efficiently.

ACCOMPLISHMENTS:

1. The complete phasing out of the roof top lights for the marked vehicles; replaced by the roof bar light with a remote controlled spotlight also mounted on the light bar. Because of the complexity of the lights, maintenance costs have increased considerably. Safety to the trooper has greatly increased due to the visibility of the light.
2. The normal trading out of half of the fleet of vehicles consumes a great portion of the technicians time for removals and installations. Preventive maintenance is

performed on all mobile equipment during this transitional time.

3. Several detachments for the Department were moved during the course of the year which required, in many cases, the dismantling and reassembly of radio towers.
4. An older tower (home TV type) was removed from our Paden City hilltop location in Wetzel County. A new 150 ft. commercial grade type tower had previously been erected beside the older standing tower so that it could be used in safely dismantling the older and dangerous tower.
5. The Moorefield mountain top radio repeater site, normally controlled from our Romney Primary Station, is now also being controlled from our Primary Station at Elkins. The Elkins station answers the Moorefield/Petersburg Intersect telephone when the Moorefield units are out of the office. The ability to control the mountain top from Elkins has been very beneficial.
6. The Office of Emergency Services at the Capitol Building relocated in their new offices. New radio control links for our Bee Mountain base and for the VHF repeater for the Governor's Security were installed. Additional work is planned to complete this installation although it is presently acceptable and working satisfactorily.
7. Additional 100 watt detachment type radios were installed at the State Police Academy and at the Aviation Hanger.
8. Improvements were made to the outdoor speaker and paging system at the State Police Academy.
9. An older type radio at the Glasgow Detachment was traded for the newer type 100 watt detachment radio base station.
10. The completion of the long awaited additional mountain top repeater installation in Braxton County near Flatwoods. This equipment is controlled by our Primary station in Shinnston and is proving to be very effective in covering some of our poor coverage locations in that area and surrounding counties.
11. The construction of a new building at our Bee Mountain tower site (Kanawha County) has been started and is expected to be completed by fall. Equipment will be

moved from an existing building owned by the Department of Natural Resources. This has been one of our goals for several years.

12. Radio equipment on the State Police Frequency has been ordered for installation in the Governor's Aircraft. This equipment will have a degree of portability so that it can be removed, relocated or carried by the Governor's Security members.
13. An additional frequency was installed in many of the small hand held portables in Companies "A" and "C" for direct unit to unit contact on special assignments such as crowd and traffic control at the Morgantown University. The additional frequency prevents the keying of VHF repeaters or mobile vehicular repeaters in the area. Further expansion of this project is planned.
14. Five portable radios with selective tone encoding and decoding were finally received after many delays. Special authorization and approval were required from the Federal Communications Commission before the equipment could be licensed. This equipment permits our technicians to remotely control various mountain tops from their vehicles for test and interference purposes. This equipment was also used very effectively to assist the Secret Service Agents in their security assignments of the presidential candidates. A Department member, assigned to a Secret Service vehicle, was able to control our mountain top near Weirton with the portable equipment and a temporary magnetic mounted antenna on the car. Our mountain top was then used to communicate with all vehicles within range of the area. This proved to be very successful and interesting to the visiting Secret Service Agents.
15. The VHF low power repeater station, formerly located in the Governor's Mansion for security, was relocated to the top of the new State Office Building. The new location provides much better coverage of the downtown Charleston area.
16. A VHF antenna (hi-gain) was installed on top of the 330 ft. tower at Company "B" Headquarters, South Charleston, for future use. A low power VHF repeater is presently being used with this antenna. Additional changes are planned for this installation.
17. Emergency power plants for Williamson, Blair Mountain and Caretta Mountain have been received and will be

installed. These locations have not previously been equipped. Additional power plants to replace some of the older units have been received and will be installed.

18. The repair and reconstruction of the tower at our Caretta Mountain radio site (Company "D") was required, following severe damage due to a severe storm during last winter.
19. Twenty-one PAC RT's (vehicular repeaters) with associated hand held radio equipment were received for future installation.
20. Two portable 15 watt VHF radios received for use with our hand held portables and VHF repeaters.
21. Fifteen hand held units with Digital Voice Protection received for CIS use. This equipment is compatible with other VHF radio equipment and has the added feature of digital scrambling, if needed. Digital scrambling is probably the most effective method and safest method of voice scrambling.

GOALS:

1. To increase the number of operating personnel, particularly at the Primary Stations, to allow busy times to be covered by two operators. At a few of our busy Primary Stations, sufficient operating personnel should be available to provide two operators per shift continuously. Additional duties and responsibilities assigned to the Communications personnel, such as a detailed 10-7 and 10-8 log for each individual on patrol duty, the answering of telephones for other detachments on the Intersect Telephone System during weekends, evenings, and holidays, tends to degrade our primary responsibility to answer radio calls. The operator should continuously and constantly be available to serve the radio needs and calls from the trooper on patrol. Our ultimate goal is never to permit the dispatchers duties in radio operating to become unmanned, even for a minute or two.
2. Due to the ever increasing responsibilities of the radio dispatcher and computer terminal operator, a serious effort should be undertaken to properly train and compensate adequately for the high degree of skill, intelligence and character presently required. The position

should be elevated to a level equal to its importance to the Department and with directed effort to recruit employees of the caliber required.

3. To establish minimum standards for electronic technicians and to offer incentive and step pay increases for both quality and length of service. The training of operators and technicians is an expense to the Department which, under the present arrangements, often causes a large turnover in personnel, providing Department trained personnel to another employer.
4. Replacement of the radio towers at Huntington, Roane County repeater location and Clay Hilltop. Although there are several others, the named three should be replaced within the coming year as they are becoming dangerous to personnel and property. These towers are generally of the poorer quality home TV towers and average twenty (20) years of age. The location and physical condition of the tower at Huntington is particularly hazardous to the public visiting the detachment for driver's examinations and other reasons.
5. Replacement of radio control consoles in our larger Primary Stations with updated and modernized versions that are now available. The present consoles were customized and "home made" by the Department's technicians fifteen to twenty (15-20) years ago. The consoles have served admirably but technical advances have caused our present consoles to become obsolete and not capable of providing some additional functions presently available.
6. To provide adequate work space and shops for our electronic technicians in Companies "A", "C" and "D". The present shops were part of the building designs in the late thirties and early forties. Technicians in these areas are trying to service and install radio equipment in vehicles in totally inadequate work space. The new shop at Company "B" could be a model for other companies, but only on a smaller scale.
7. Additional mobile repeater systems (portable motor vehicular repeaters) which permits the control of a mobile radio from a hand held radio.
8. Additional hand held and portable radio equipment (transmitters and receivers).

9. The systematic replacement of mobile radio equipment. We presently have 100 of the newest type solid state radios with complete selectable tone guard on the receiver and transmitter. Older units vary in age to 12 years. The addition of portable motor vehicular repeaters to the older radios is more difficult and are not as satisfactory. The older units perform very well and appear to be durable, but it is questionable of how long we should depend on this continued operation.
10. To expand the computerized network and to further utilize the potentials of the computer.
11. To erect a warehouse type building at the Headquarters Complex area to properly store new and used equipment for the Communications Division.
12. To modify selected emergency power generators at some of our radio repeater sites to use propane gas. Propane gas appears to be more reliable following long periods of storage causing reliable and faster start up for the emergency generator when needed.
13. To add a moderate amount of paging capabilities to one of our existing systems (high or low band), for the selective paging of individuals or remote functions. The paging system should be capable of considerable expansion for future requirements.
14. The location of an additional repeater/base site, possibly on Lick Knob, which would provide excellent coverage to the Turnpike area. This site could possibly be controlled by Charleston or Beckley.
15. Individual and automatic vehicular identification. Each time the transmitter is keyed from a car, a short burst of digital type information would automatically identify the vehicle at the primary location. The FCC has directed that transmitters manufactured and sold will eventually (after 1985) be required to have this capability.
16. To improve our technical skills and to keep abreast of technical developments and to provide the Department with the type and quantity of communications required.

WEST VIRGINIA STATE POLICE TELETYPE TRAFFIC REPORT

July 1, 1979 through June 30, 1980

STATION	MESSAGES RECEIVED	MESSAGES TRANSMITTED	TOTAL HANDLED
Comcenter "BX"	39,831	27,401	67,232
Shinnston "AA"	28,590	13,051	41,641
South Charleston "BB"	40,321	24,099	64,420
Elkins "CC"	22,736	7,388	30,124
Beckley "DD"	27,131	16,019	43,150
Moundsville "AF"	27,114	13,487	40,601
Romney "CD"	19,583	7,943	27,526
Fairmont "AU"	7,382	1,071	8,453
Glasgow "BS"	18,850	1,341	20,191
Huntington "BN"	14,130	8,507	22,637
Lewisburg "DF"	13,290	1,220	14,510
Logan "DB"	24,885	13,064	37,949
Martinsburg "CB"	21,750	9,377	31,127
Morgantown "AD"	20,034	9,287	29,321
Oak Hill "DS"	19,624	4,247	23,871
Paden City "AG"	21,186	2,369	23,555
Parkersburg "BK"	28,334	14,144	42,478
Princeton "DE"	18,525	6,205	24,730
Sutton "AO"	13,310	1,147	14,457
Welch "DJ"	17,309	3,837	21,146
Weston "AK"	14,620	1,714	16,334

WEST VIRGINIA STATE POLICE TELETYPE TRAFFIC REPORT (Cont'd)

STATION	MESSAGES RECEIVED	MESSAGES TRANSMITTED	TOTAL HANDLED
Williamson "DO"	14,476	1,484	15,960
Beckley PD "DA"	19,893	5,624	25,517
Bluefield PD "DH"	18,090	3,155	21,245
Buckhannon PD "CL"	20,253	7,984	28,237
Charleston PD "BG"	18,309	12,316	30,625
Charles Town PD "CF"	19,351	4,068	23,419
Clarksburg PD "AM"	16,524	3,485	20,009
Dunbar PD "BT"	14,486	3,048	17,534
Fairmont PD "AC"	22,360	8,115	30,475
Hinton PD "DT"	13,939	1,896	15,835
Huntington PD "BL"	35,195	23,419	58,614
Keyser PD "CA"	16,540	4,182	20,722
Martinsburg PD "CG"	18,287	3,973	22,260
Morgantown PD "AS"	16,769	4,107	20,876
Nitro PD "BP"	15,439	3,754	19,193
Parkersburg PD "BJ"	13,524	11,683	25,207
St. Albans PD "BD"	18,645	4,480	23,125
South Charleston PD "BF"	12,560	1,444	14,004
Spencer PD "BI"	16,304	2,403	18,707
Weirton PD "AI"	12,615	1,530	14,145
Wheeling PD "AH"	20,289	5,747	26,036
Boone Co. SO "BO"	15,116	4,273	19,389

WEST VIRGINIA STATE POLICE TELETYPE TRAFFIC REPORT (Cont'd)

STATION	MESSAGES RECEIVED	MESSAGES TRANSMITTED	TOTAL HANDLED
Brooke Co. SO "AJ"	14,566	4,609	19,175
Cabell Co. SO "BM"	14,268	5,974	20,242
Fayette Co. SO "DK"	17,746	3,542	21,288
Greenbrier Co. SO "DL"	19,130	6,093	25,223
Hancock Co. SO "AT"	14,569	3,767	18,336
Kanawha Co. SO "BH"	26,488	10,887	37,375
Lincoln Co. SO "BU"	13,912	417	14,329
Logan Co. SO "DM"	16,637	2,094	18,731
Marion Co. SO "AP"	26,210	4,656	30,866
Marshall Co. SO "AR"	13,744	5,667	19,411
Mason Co. SO "BV"	15,835	2,629	18,464
McDowell Co. SO "DP"	21,076	1,575	22,651
Mercer Co. SO "DG"	13,717	1,584	15,301
Mingo Co. SO "DC"	14,497	1,217	15,714
Monongalia Co. SO "AE"	27,020	3,708	30,728
Nicholas Co. SO "DI"	18,657	3,432	22,089
Ohio Co. SO "AQ"	18,232	2,587	20,819
Preston Co. SO "AL"	17,057	5,150	22,207
Putnam Co. SO "BW"	15,788	966	16,754
Raleigh Co. SO "DN"	18,395	7,001	25,396
Wetzel Co. SO "AN"	29,712	9,829	39,541
Wood Co. SO "BY"	21,286	5,861	27,147

79/80

WEST VIRGINIA STATE POLICE TELETYPE TRAFFIC REPORT (Cont'd)

STATION	MESSAGES RECEIVED	MESSAGES TRANSMITTED	TOTAL HANDLED
Wyoming Co. SO "DW"	20,621	3,547	24,168
CIB "BC" (Criminal Identification Bureau)	5,903	5,770	11,673
DMV "BE" (Department of Motor Vehicles)	37,046	29,181	66,227
Drug Enforcement "BZ"	2,377	1,207	3,584
CIS "BQ" (Criminal Investigation Section)	12,561	332	12,893
TOTALS	1,334,549	442,370	1,776,919

RADIOTELEPHONE TRAFFIC REPORT
July 1, 1979 through June 30, 1980

STATION	DISPATCHES RECEIVED	DISPATCHES	TOTAL HANDLED
Beckley	13,196	12,875	26,071
Berkeley Springs	158	119	277
Big Chimney	171	121	292
Buckhannon	430	548	978
Charleston	33,183	32,173	65,356
Charles Town	66	75	141
Clarksburg	82	86	168
Clay	571	369	940
Cross Lanes	604	495	1,099
Elizabeth	1,452	1,470	2,922
Elkins	10,310	13,963	24,273
Fairmont	224	281	505
Franklin	138	90	228
Gauley Bridge	215	227	442
Gilbert	227	204	431
Glasgow	814	534	1,348
Glenville	496	966	1,462
Grafton	553	363	916
Grantsville	1,408	1,360	2,768
Hamlin	548	562	1,110
Harrisville	617	581	1,198

RADIOTELEPHONE TRAFFIC REPORT (Cont'd)

STATION	DISPATCHES RECEIVED	DISPATCHES	TOTAL HANDLED
Hinton	304	278	582
Hundred	509	543	1,052
Huntington	6,272	5,736	12,008
Jesse	1,025	928	1,953
Keyser	574	513	1,087
Kingwood	61	47	108
Lewisburg	333	392	725
Logan	8,251	7,988	16,239
Madison	456	307	763
Marlinton	122	882	1,004
Martinsburg	8,311	9,655	17,966
Moorefield/Petersburg	628	434	1,062
Morgantown	11,761	17,763	29,524
Moundsville	21,590	22,347	43,937
Oak Hill	366	318	684
Paden City	1,015	810	1,825
Parkersburg	14,265	10,392	24,657
Parsons	542	1,215	1,757
Philippi	1,280	1,282	2,562
Point Pleasant	519	669	1,188
Princeton	2,353	2,007	4,360
Rainelle	170	191	361

RADIOTELEPHONE TRAFFIC REPORT (Cont'd)

STATION	DISPATCHES RECEIVED	DISPATCHES	TOTAL HANDLED
Richwood	181	158	339
Ripley	466	259	725
Romney	6,625	7,184	13,809
Shinnston	11,125	22,338	33,463
South Charleston	203	2,550	2,753
Spencer	235	389	624
St. Marys	128	99	227
Summersville	834	737	1,571
Sutton	191	141	332
Union	282	224	506
Wayne	893	1,026	1,919
Webster Springs	303	580	883
Welch	304	299	603
Wellsburg	166	481	647
Weston	1,543	839	2,382
West Union	319	310	629
Wheeling	470	540	1,010
Whitesville	135	100	235
Winfield	609	666	1,275
Williamson	294	257	551
TOTALS	171,476	191,336	362,812

CRIMINAL IDENTIFICATION BUREAU

CRIMINAL IDENTIFICATION BUREAU

OVERVIEW:

As a result of Department reorganization, which became effective July 1, 1977, the Criminal Identification Bureau now encompasses three (3) primary sections.

These are:

1. Laboratory Section
2. Records Section
3. Criminal Investigation Section

The Bureau is commanded by a director who reports to the Superintendent through the Chief of Staff.

A section commander directs each of the three (3) sections, reporting through the Bureau Director.

The Criminal Identification Bureau offers a broad range of police service to the entire criminal justice community, including municipal, county, state, and federal law enforcement entities.

A. LABORATORY SECTION

The Forensic Crime Laboratory of the Criminal Identification Bureau was organized in 1935. The Laboratory is staffed by expert criminalists who are qualified through education and experience to testify in state and federal courts.

The Forensic Laboratory consists of specialists in:

1. Questioned Documents
2. Firearm and Toolmark Identification
3. Latent Fingerprints and Footwear Identification
4. Chemistry (Trace Evidence, Drug Identification, Serology, Toxicology, Gunshot Residue, and Accelerants (arson))
5. Photography

These scientific examinations and follow-up expert testimony in courts of law are offered without charge to all law enforcement agencies in West Virginia as well as federal law enforcement agencies. Examinations are conducted only in connection with a crime, criminal investigation, or in the interest of public safety.

B. RECORDS SECTION

The Records Section of the Criminal Identification Bureau is responsible for the assembly, identification, and retention of records of the Department of Public Safety as specified by West Virginia Statute, Chapter 15, Article 2, Section 24, dated 1933.

The Criminal Identification Bureau is the central repository for the housing of criminal records for the State of West Virginia.

These records comprise all fingerprints taken of criminal violators and submitted by all police agencies in West Virginia. These records are identified and filed for ready retrieval by the Henry Fingerprint Classification System, and are recorded on a criminal history record transcript.

All criminal investigation reports received from the Department of Public Safety are coded and microfilmed, and may be retrieved automatically by a miracode-reader-printer.

All notifications of arrest submitted by the Department of Public Safety are filed by name. All reports of final disposition are posted on the criminal history arrest record. Wanted notices are posted and identified as wanted records for immediate identification and retrieval. A photo mug file is maintained on a name basis as well as a cross reference by types of crime.

All reports of weapon sales received from dealers are micro-filmed and may be retrieved by serial number and/or name of purchaser.

All non-criminal justice agencies requesting a criminal record check must submit a record release form containing the thumb print and signed by the applicant.

C. CRIMINAL INVESTIGATION SECTION

The Criminal Investigation Section became fully operational on April 3, 1978. The unit is structured into two (2) sections: Field Services and Narcotics. The unit provides support services

in the investigation of traditional crime, narcotics and organized crime investigations.

The unit currently has fifteen (15) men assigned to Field Services and six (6) men assigned to Narcotics, a total contingent of twenty-one (21) officers. Investigators and narcotic officers are permanently placed in each of the four (4) company areas of the State.

ACCOMPLISHMENTS:

1. Chemists attended seminars sponsored by the American Academy of Forensic Sciences and the Southern Association of Forensic Scientists.
2. Enlistment of two (2) additional chemists for the Chemistry Laboratory.
3. Personnel in the Questioned Document Section attended two (2) seminars in the field of Questioned Documents to increase proficiency and expertise in forensic document examinations.
4. A Questioned Document Examiner Trainee was hired based upon competitive examinations and interviews.
5. Maintained the response time for examinations of firearm and toolmark cases to seven (7) working days under normal conditions.
6. Partial completion of the ammunition component reference file for retrieval of general class characteristics information.
7. The procurement of a heavy-duty stainless steel inner-gate and counterweight for the bullet recovery tank.
8. Purchased various calibers and gauges of ammunition to supplement our inventory for control test firing.
9. Latent Fingerprint Examiner attended the 65th Educational Conference of the International Association for Identification at Ottawa, Canada.
10. Latent Fingerprint Examiner Trainee attended a Basic Latent Fingerprint Course at Case Western Reserve University.
11. Personnel in the Photography Section attended one (1) week of camera repair training at Yashica, Incorporated, New Jersey.

12. Personnel in the Photography Section attended the 65th Educational Conference of the International Association for Identification at Ottawa, Canada.

13. Replaced "wet" phototypesetting paper processor with an RC Processor. The new processor permits the processing of paper that exits dry and has a permanent image.

GOALS:

1. To upgrade the Crime Laboratory in order to achieve national accreditation.
2. To certify criminalists in their respective fields.
3. To establish a response time on criminalistic examinations to no longer than two (2) weeks.
4. Enlarge Chemistry Section in area and manpower.
5. To have Questioned Document Examiner Trainee attend selected schools and seminars which will aid in his development as a journeyman examiner.
6. Continuing update of reference library.
7. To have the Latent Fingerprint Examiner Trainee attend selected schools and seminars which will aid in his development as an expert witness in the field of fingerprint identification.
8. The Photography Section plans to replace our present paper printer.

STATISTICAL REPORT:

I. LABORATORY SECTION

A. CHEMISTRY LABORATORY

1. Total Cases Received	2,514
2. Total Cases Examined	2,555
3. State Police Cases	872
4. Other Agencies	1,644

5. Controlled Substances Cases	1,596
a. Items Submitted	7,902
b. Examinations	4,463
c. Tests	11,656
6. Criminalistics Cases	281
a. Items Submitted	1,059
b. Examinations	951
c. Tests	2,575
7. Serology Cases	200
a. Items Submitted	914
b. Examinations	985
c. Tests	5,183
8. Toxicology Cases	471
a. Examinations	486
b. Drugs	11
c. Blood Alcohols	482
9. Subpoenas Answered	182
10. Total Hours in Court	1,625

B. DOCUMENTS SECTION

1. Total Cases	384
2. State Police	198
3. Other Law Enforcement Agencies	186
4. Total Examinations Performed	3,197
5. Examinations Conclusive	1,089
6. Examinations Inconclusive	448

C. FIREARMS SECTION

1. Firearms Identification	
a. Total Cases	193
b. State Police	130
c. Other Law Enforcement Agencies	73
d. Weapons Examined	179
e. Bullets Examined	343

f. Cartridge Cases	677
g. Clothing and Other	157
h. Positive Identification	164
i. Negative Identification	9
j. Cases Inconclusive	20

2. Toolmark Identification

a. Total Cases	38
b. State Police	19
c. Other Law Enforcement Agencies	19
d. Toolmark Examinations	175
e. Articles Examined	175
f. Positive Identifications	21
g. Negative Identifications	6
h. Cases Inconclusive	8

D. LATENT PRINT SECTION

1. Latent Fingerprint Identification

a. Total Cases	703
b. State Police	353
c. Other Law Enforcement Agencies	340
d. Latent Prints Examined	1,172
e. Latent Prints Identified	411
f. Suspects Fingerprints Compared	588
g. Suspects Identified by Latent Prints	94
h. Articles Examined for Latent Prints	2,331
i. Field Trips Made for Processing Latent Prints	20

2. Footwear Identification

a. Total Cases	24
b. State Police	11
c. Other Law Enforcement Agencies	13
d. Shoes Compared	16
e. Impressions Compared	27
f. Positive Identifications	3
g. Negative Identifications	0
h. Impressions Unidentifiable	24

E. PHOTOGRAPHY LABORATORY

1. Negatives Processed

a. Total	57,557
b. Detachments	45,757
c. Headquarters	956
d. Other Departments	10,844

2. Prints Made

a. Total	48,201
b. Detachments	33,776
c. TRSD	1,706
d. Headquarters	3,844
e. Other Departments	8,875

3. Film Received

a. Total	4,619
b. DPS	3,986
c. Other Departments	633

4. Graphic Arts

a. Negatives	780
b. Prints	2,804

5. Photos Taken by Lab Staff

3,399

6. Camera/Flash Repairs

58

II. RECORDS SECTION

A. Total Fingerprint Cards Received 21,009

1. Criminal Fingerprint Cards Received	20,081
a. State Police	9,464
b. Other Law Enforcement Agencies	10,617

2. Applicant Fingerprint Cards Received from Industry	928
---	-----

B. Total Fingerprint Cards on File 893,283

1. Criminal Fingerprints on File	687,817
2. Applicant Fingerprints on File	205,466

C. Persons Identified by Fingerprints as Having Previous Criminal Records 8,110

D. Total Criminal Investigation Reports Received 9,700

III. CRIMINAL INVESTIGATION SECTION

For the fiscal year (July 1979-June 1980), C.I.S. has participated in investigations which have resulted in the following:

A. Total Hours Worked by Unit	69,007
1. Felony Arrests	716
2. Misdemeanor Arrests	160
3. Drugs Seized	\$1,499,985
4. Stolen Property Recovered	\$605,490

The arrest figures include crimes of murder, armed robbery, rape, narcotic violations, larceny, and fraud.

DATA PROCESSING DIVISION

DATA PROCESSING DIVISION

Accomplishments:

1. State Police Fairmont was added to the WEAPON (West Virginia Automated Police Network) system. On June 30, 1980 there were seventy (70) terminal locations on the WEAPON system. This included twenty-four (24) State Police, twenty-four (24) Sheriff's Offices, twenty (20) City Police Departments, one Federal Agency (Drug Enforcement), and one terminal at the Department of Motor Vehicles.
2. The Programming staff attended three (3) one-week training courses in order to facilitate conversion of computer programs to be run on site at Department Headquarters, using the reserve computer system in Data Processing. This conversion has started.
3. Further development of Phase I of the Stolen Vehicle Analysis System was accomplished and implemented. The database has been built and monthly listings are being furnished. The actual system for analysis is still under development.
4. The Personnel Database has been built and listings made. Individual Personnel Profile Sheets were furnished to the Personnel Division and were sent out to be reviewed by members and civilians.
5. Data for the 1979 Uniform Crime Reporting (UCR) Semi-Annual Report was compiled and forwarded to the UCR Section. Also, data for the 1979 UCR Annual Report, Crime in West Virginia, was compiled and forwarded. Preliminary development of data for the 1980 Semi-Annual Report has started.
6. Voluminous changes to the UCR Data Collection and Reporting Systems were made to add Arson as a Crime Index Offense.
7. Changes were made to the UCR System to revise the method of collection and representation of Age, Sex, and Race data.
8. The Operation Identification System was developed and implemented to aid in control of the issuance of identification numbers to organizations by Crime Prevention. Periodic listings are furnished to each State Police Company Headquarters and to the Communications Division.

Accomplishments: (con't.)

9. At the direction of the Superintendent, a detailed survey or "needs analysis" of every department was made to plan for future expansion of Data Processing services with emphasis placed on use of the computer for Criminal Justice and Crime Analysis applications.

Goals:

1. Continued improvement of existing systems.
2. Continued improvement of cooperation and communications between Data Processing personnel and personnel at Headquarters, Company, and Detachment levels.
3. Further program conversion in order to run on site in Data Processing.
4. Revision of the entire Vehicle Transportation Collection and Reporting System to accommodate expansion of the Vehicle Identification Number to seventeen (17) digits.
5. Finalize Personnel Database System Phase I, changes and/or corrections. Develop and implement information listings for the Personnel Division.
6. Finalize analysis portion of Stolen Vehicle Database System.
7. Continued conversion or creation of documentation for existing Data Processing programs and jobs.
8. Utilization of the Statistical Analysis System (SAS) for analysis of currently available management report data.

LOGISTICS AND SUPPLY DIVISION

LOGISTICS AND SUPPLY DIVISION

The Division of Logistics and Supply is charged with the responsibility of procuring all Department equipment, supplies, and professional services, maintaining inventories of all detachments and individual members. An effort is made at all times to supply the Department with the very best available equipment with the monies available.

The Department of Public Safety accepted from the contractor new barracks at Fairmont, Clarksburg, Paden City, Buckhannon and Keyser.

Gasoline storage tanks and pumps were installed at Beckley, Welch, Keyser and Fairmont to help ease the problems of gasoline availability and help maintain a high state of readiness demanded throughout the Department.

A new air conditioning system was installed at Morgantown, upgrading the barracks.

New roofs were installed at Morgantown, Princeton, Shinnston, Logan, Beckley and Department Headquarters. These projects were to upgrade these buildings.

One hundred ten (110) sleeping bags were purchased for emergency use and to help make the troopers more comfortable on emergency details.

Draperies were purchased for South Charleston, Fairmont, Welch, Rainelle and Clarksburg, enhancing the appearance of these barracks.

A new car hoist was purchased for Company "C" Headquarters helping mechanics to be more efficient in car repairs. Additional shop equipment has been purchased for our various auto maintenance shops to increase our readiness and decrease outside repairs.

Four (4) new twelve-passenger maxi-vans were purchased to replace the two (2) busses, thus making the Department more mobile in emergency situations.

A security system was installed at Department Headquarters for the Criminal Identification Bureau to keep and secure evidence.

Added to the inventory of clothing for members was a light-weight duty jacket. This jacket is for spring and fall wear, when the winter jacket is unsuitable to the weather conditions. An additional \$34,470.93 was spent for clothing for members of the Department.

Emergency power plants were purchased to provide power on three (3) radio mountain tops that previously were not equipped.

An additional fifty-six (56) shotguns were purchased for the Department of Public Safety.

Compact tractors were purchased for Department Headquarters, the State Police Academy and the Summersville Detachment.

The Logistics and Supply Division processed three hundred eleven (311) requisitions for a total of \$2,347,266.45. Additionally, four hundred fifty (450) state contract orders were processed for a total of \$107,381.15.

PERSONNEL DIVISION

PERSONNEL DIVISION

OVERVIEW:

The Personnel Division is the personnel management agency for the Department of Public Safety. It is responsible to the Superintendent for the recruitment, evaluation, assignment, promotion, and retirement of personnel resources. The Personnel Division is charged with the administration of personnel records, reports and surveys, equal employment opportunity programs, and affirmative action plans.

ACCOMPLISHMENTS:

Recruiting efforts continued throughout the period of this annual report. Personal appearances at career day programs sponsored by local colleges and universities were intensified and company contacts on the secondary school level were coordinated in an effort to identify law enforcement as a positive career choice.

On February 4, 1980 thirty-two Cadet Troopers, including one minority and two females, began the twenty-three week training program at the Academy. Enlistment of these members increased the number of minority personnel to eleven and females to eight, but resignations later decreased these numbers to ten and six respectively.

The merit promotion system established in 1977 continued with promotion boards held for the ranks of Corporal and Sergeant. The recommendations resulting from the 1978 promotion workshop were approved by the Superintendent and adopted as policy beginning with the February 1980 boards.

All civilian performance evaluations continued to be reviewed in July and January. Eligible civilian employees recommended for salary increases by their supervisors were awarded same by the Superintendent. A total of 126 merit increases were made during the reporting period, resulting in salary advances for forty-five percent of the civilian work force.

The automated personnel system initiated in 1978 entered the second phase of operation during this reporting period. An initial printout of each individual profile was forwarded to members for correction and/or completion. Civilian profiles have been completed in this office and forwarded to data processing for entry and verification. We now have the capability

to withdraw specific, detailed information about an individual or the entire work force.

A revised Equal Employment Opportunity program and Affirmative Action Plan dated January 1, 1980 were published and distributed.

GOALS:

Continue recruiting efforts through increased participation in career programs with a definite emphasis on the attraction of qualified minority and female applicants.

Complete the automated personnel record for uniformed and civilian personnel with elimination of current redundancies in individual records.

Investigate ways to reduce the attrition rate of uniformed and civilian employees and determine the optimum utilization of personnel currently employed. Determine the areas and/or locations where additional support personnel are needed on the basis of work load and activity.

STATISTICAL REPORT:

A. Total Authorized Strength of Department 07/01/79	571
B. Total Actual Strength of Department 07/01/80	571
C. Enlistments	38
D. Reenlistments	2
E. Resignations	
1. Cadets	6
2. Troopers	14
F. Retirements	9
G. Discharged	1
H. Promotions	
1. Corporals	16
2. Sergeants	8
3. Master Sergeants	1
4. Lieutenants	3
5. Captains	2
6. Majors	0
7. Lieutenant Colonels	1

TRAFFIC RESEARCH AND SAFETY DIVISION

TRAFFIC RESEARCH AND SAFETY DIVISION

This division is a staff function of the Department of Public Safety. Its prime objective is to enhance the traffic safety activity of the West Virginia State Police and to lend cooperation to all other police agencies.

In our state, we have assigned certain officers as Public Information/Safety Officers. In the performance of this task, the division prepares and supplies printed safety material. Additionally, we maintain a film library for use by our officers as well as by driver education teachers and civic groups.

The division has a complete file of all fatal accidents for use in preparing Selective Traffic Enforcement Programs.

TRAFFIC SAFETY

In the year 1979, West Virginia had 533 fatalities. This number was an increase of 14% from the 1978 total which was 467. While the increase is significant, it does not necessarily reflect the true picture of accident involvement. The mile death rate, (i.e., the number killed per 100 million miles traveled) shows an increase of only 12%.

In an all-out effort to control the 55 Mile Per Hour National Maximum Speed Limit, perhaps our primary and secondary roadways have been neglected.

Total accidents of all classes were decreased by .7 of one percent from 62,502 in 1978 to 62,075 in 1979.

ACCIDENTS INVESTIGATED BY ALL POLICE DEPARTMENTS
YEAR - 1979

Fatal Accidents	468
Injury Accidents	14,616
Property Damage Accidents	41,500
Total Accidents	56,584
Killed	533
Injured	21,742

DEPARTMENT OF PUBLIC SAFETY
(West Virginia State Police)

AUTOMOBILE FATALITIES, UNITED STATES, 1929-1979

1929.....30,858	1946.....33,500	1963.....43,600
1930.....32,540	1947.....32,300	1964.....47,700
1931.....33,346	1948.....32,000	1965.....49,000
1932.....29,196	1949.....21,500	1966.....52,500
1933.....31,978	1950.....35,000	1967.....53,000
1934.....36,000	1951.....37,300	1968.....55,200
1935.....36,400	1952.....38,000	1969.....56,400
1936.....37,800	1953.....38,300	1970.....55,300
1937.....39,500	1954.....36,000	1971.....55,000
1938.....32,400	1955.....38,300	1972.....56,600
1939.....32,600	1956.....40,000	1973.....55,600
1940.....34,000	1957.....38,500	1974.....46,200
1941.....40,000	1958.....37,000	1975.....45,600
1942.....38,309	1959.....37,800	1976.....47,100
1943.....23,820	1960.....38,200	1977.....49,200
1944.....24,300	1961.....38,000	1978.....51,500
1945.....28,600	1962.....41,000	1979.....51,900

AUTOMOBILE FATALITIES, WEST VIRGINIA, 1929-1979

1929.....312	1946.....365	1963.....434
1930.....397	1947.....388	1964.....467
1931.....424	1948.....406	1965.....484
1932.....322	1949.....356	1966.....517
1933.....355	1950.....370	1967.....587
1934.....429	1951.....365	1968.....520
1935.....509	1952.....406	1969.....538
1936.....503	1953.....446	1970.....551
1937.....465	1954.....350	1971.....509
1938.....381	1955.....368	1972.....535
1939.....365	1956.....438	1973.....478
1940.....391	1957.....479	1974.....449
1941.....459	1958.....387	1975.....486
1942.....346	1959.....399	1976.....497
1943.....232	1960.....359	1977.....528
1944.....263	1961.....372	1978.....467
1945.....307	1962.....427	1979.....533

HIGHWAY FATALITIES BY COUNTIES

COUNTIES	1978	1979	COUNTIES	1978	1979
BARBOUR	12	11	MINGO	9	13
BERKELEY	4	21	MONONGALIA	14	12
BOONE	13	10	MONROE	3	9
BRAXTON	0	3	MORGAN	3	2
BROOKE	2	8	MCDOWELL	16	17
CABELL	18	18	NICHOLAS	14	11
CALHOUN	3	2	OHIO	11	7
CLAY	1	5	PENDLETON	5	7
DODDRIDGE	5	3	PLEASANTS	6	1
FAYETTE	25	13	POCAHONTAS	4	0
GILMER	5	2	PRESTON	7	9
GRANT	6	3	PUTNAM	13	16
GREENBRIER	9	6	RALEIGH	16	24
HAMPSHIRE	7	9	RANDOLPH	12	15
HANCOCK	2	10	RITCHIE	9	5
HARDY	3	5	ROANE	6	3
HARRISON	10	11	SUMMERS	0	8
JACKSON	3	12	TAYLOR	4	12
JEFFERSON	10	5	TUCKER	1	3
KANAWHA	70	74	TYLER	4	3
LEWIS	5	4	UPSHUR	6	5
LINCOLN	8	3	WAYNE	7	13
LOGAN	5	6	WEBSTER	4	10
MARION	9	10	WETZEL	5	5
MARSHALL	5	12	WIRT	0	3
MASON	8	11	WOOD	16	10
MERCER	16	15	WYOMING	4	13
MINERAL	4	5			
			TOTALS	467	533

WEST VIRGINIA TRAFFIC FATALITIES BY MONTH AND YEAR

(Ten Year Period)

YEAR	JAN	FEB	MAR	APR	MAY	JUNE	JULY	AUG	SEPT	OCT	NOV	DEC	TOTAL	MILE RATE
1969	42	41	55	57	49	41	52	50	47	45	25	34	538	6.3
1970	34	32	31	28	53	60	53	60	44	58	46	52	551	6.0
1971	26	36	33	31	51	33	56	55	47	56	32	53	509	5.8
1972	33	51	28	34	38	40	71	67	46	53	32	42	535	5.3
1973	26	28	27	36	54	54	37	59	45	47	41	24	478	5.1
1974	21	24	31	47	30	45	43	42	51	46	40	29	449	4.4
1975	31	33	41	32	33	43	49	51	32	44	49	48	486	4.6
1976	27	23	39	28	53	58	47	51	50	40	33	48	497	4.3
1977	13	27	49	33	43	49	48	64	39	64	47	52	528	4.5
1978	26	22	21	50	38	39	34	49	40	41	50	57	467	4.1
1979	30	33	32	42	41	50	37	53	64	42	47	62	533	4.6

OPERATOR'S EXAMINATIONS

Calendar Year

	<u>1978</u>	<u>1979</u>
NUMBER PASSED	36,342	30,546
NUMBER VALIDATED	56,116	53,654
NUMBER FAILED	48,152	78,882
TOTALS	140,610	163,082

REASON FOR FAILURE

	<u>1978</u>	<u>1979</u>
WRITTEN OPERATION	28,023	62,198
MOTOR VEHICLE EQUIPMENT	15,841	13,128
PHYSICAL DEFECT	3,760	2,889
	528	667
TOTALS	48,152	78,882

TRAFFIC FATALITIES BY CITIES

GROUP "A" - CITIES HAVING 20,000 POPULATION AND OVER

	POPULATION	CALENDAR
HUNTINGTON	73,315	7
CHARLESTON	71,505	3
WHEELING	48,188	2
PARKERSBURG	44,208	1
MORGANTOWN	29,431	2
WEIRTON	27,131	1
FAIRMONT	26,093	3
CLARKSBURG	24,864	3

GROUP "B" - CITIES HAVING 10,000 TO 20,000 POPULATION

BECKLEY	19,884	0
SOUTH CHARLESTON	16,333	0
BLUEFIELD	15,921	0
MARTINSBURG	14,626	0
ST. ALBANS	14,356	2
MOUNDSVILLE	13,560	0
VIENNA	11,549	

GROUP "C" - CITIES HAVING 7,000 TO 10,000 POPULATION

DUNBAR	9,151	1
ELKINS	8,287	0
NITRO	8,019	0
WESTON	7,323	0
PRINCETON	7,253	3

GROUP "D" - CITIES HAVING 5,000 TO 7,000 POPULATION

KEYSER	6,586	0
NEW MARTINSVILLE	6,528	0
GRAFTON	6,433	3
POINT PLEASANT	6,122	0
WILLIAMSON	5,831	0
WESTOVER	5,086	0

WEST VIRGINIA TRAFFIC SUMMARY

Calendar Year

	1978	1979
Miles Traveled	11,508,000,000	11,643,000,000
Change in Miles		135,000,000
Change in Miles Traveled		+1.2%
Fatal Accidents	417	468
Traffic Deaths	467	533
Change in Traffic Deaths		+66
Change in Percent		+14.1%
Mile Rate	4.1*	4.6*
Change in Mile Rate		+12.2%
Population Rate	25.1**	28.4**
Change in Population Rate		+13.1%
Fatal Accident Rate	3.6***	4.6***
Change in Fatal Accident Rate		+27.8%

* Mile Rate - Number traffic deaths per 100 million miles traveled.

** Population Rate - Number traffic deaths per 100 thousand population.

***Fatal Accident Rate - Number fatal traffic accidents per 100 million miles traveled.

PUBLIC TRAFFIC SAFETY EDUCATION
(Literature and Special Materials)

Publications prepared and distributed by the Department of Public Safety:

	Number of Publications	Quantity Distributed
1979	20	1,600,000

Bumper strips and cards distributed by the Department of Public Safety:

	Quantity Distributed
1979	200,000

Safety speeches made by the Department of Public Safety during report period:

Fiscal Year	1,650
Total Audience	220,000

SAFETY FILMS

	Fiscal Year
Number of Safety Films in Library	150
Number of Showings	3,200

NEWSPAPER PUBLICITY

	Fiscal Year
Number of Safety Articles Released Per Month	2
Number of Special Releases	30

RADIO AND TELEVISION

	Fiscal Year
Number of Releases	32
Number of Program Outlines	12
Number of Transcribed Spot Announcements	160

MOTOR VEHICLE INSPECTION

Motor Vehicle Inspection is administered by the Traffic Research and Safety Division.

West Virginia's program is an annual inspection and requires an in-depth evaluation of brakes, steering, exhaust, and glazing. We, in the Department of Public Safety, are firmly convinced that the annual motor vehicle inspection program has made many citizens aware of the need for preventive maintenance.

STATISTICS FOR MVI IN WEST VIRGINIA

January 1, 1979 through December 31, 1979

Total Vehicles Inspected	999,074
Total Cost of Inspection	\$3,662,123.19
Total Cost of Repairs, Adjustments or Replacements	\$9,500,560.13
Average Cost Per Vehicle Inspected	\$9.51
Total Vehicles Rejected	17,048
Total Inspection Stations	1,660
Total Registered Inspector Mechanics	6,310
New Stations Licensed	169
Stations Voluntarily Cancelled	117
Stations Suspended	17
Inspector Mechanics Suspended	17

REPAIRS, ADJUSTMENTS OR REPLACEMENTS

MADE TO VEHICLES INSPECTED

Horns	3,221
Wipers	12,921
Mirrors	2,192
Brakes	41,509
Tag Mountings	1,728
Steering	14,554
Exhaust System	27,410
Lights	118,683
Safety Glass	2,608
Tires	12,325
Corrected Vehicles	181,576

TRAFFIC RESEARCH AND SAFETY DIVISION

GOALS AND OBJECTIVES

1. To implement an update for the Official Inspection Regulations.
2. To prepare, publish, and distribute a supplemental inspection manual to address the problems of altered vehicles.
3. To convert the present reporting system on motor vehicle inspection to a type suitable for ready input into a computer file.
4. To implement a complete re-training for all motor vehicle inspection supervisors and, subsequent to that, a new and stronger training program for inspector mechanics.
5. To propose legislation which would enable the Department of Public Safety to take an active role in equipment approval programming.

UNIFORM CRIME REPORTING (UCR)

UNIFORM CRIME REPORTING (UCR)

Accomplishments:

1. During the fiscal year three new police departments have begun reporting to the Uniform Crime Reporting Division. They are Bethany Police Department, Davis Police Department and Bayard Police Department.
2. Classes in UCR were taught to both the Basics and Cadets at the State Police Academy.
3. During August, 1979, the UCR Division released the 1978 Annual Report, Crime in West Virginia.
4. In September, 1979, personal contact was made with the UCR personnel in twenty-three (23) police departments in the Southern part of the state, during which problems with reporting were addressed and corrected.
5. Programming changes have been made in the UCR Reporting System to facilitate recording and storage of Arson and Ethnic Origin information.
6. In June, 1980, the Director of Data Processing and the Systems Analyst attended the Southern Regional Association UCR Conference in Orlando, Florida.
7. Work has begun on the 1979 Annual Report, Crime in West Virginia.
8. The UCR staff has nearly completed an updated version of the UCR Guide Manual to be distributed to the reporting agencies as a training aid for their UCR personnel.

Goals:

1. To continue to teach classes in Uniform Crime Reporting whenever possible in an effort to keep reporting personnel within police departments abreast of new and rapid changes with the UCR Program.
2. To continue to expand the programming capabilities of the UCR System in order to provide more detailed and complete reports to the police departments reporting UCR.

FIELD SERVICES

FIELD SERVICES

Field Services is the principal operational segment of the Department of Public Safety. Companies A, B, C, D, and E are the five (5) line companies throughout the State.

Field Services is responsible for planning, continuing and monitoring field operations, recommending the allocation of resources and assuring proper deliniation of emphasis on major criminal activities, traffic control and enforcement and measures assuring that preventive and pro-active measures meet the Department's stated mission.

In addition to accident prevention and investigation and crime prevention and investigation activities, Field Services provided necessary police service at the State Fair of West Virginia, the Buckwheat Festival and the Mountain State Forest Festival. Field Services also conducted numerous emergency blood runs and body organ deliveries for hospitals in West Virginia and was responsible for the examination of all school bus drivers during the year.

Members of Field Services were assigned to assist local officials with evacuations and related duties during localized flooding.

During the past year, one hostage situation occurred which required negotiations between the kidnapper and members of Field Services. This hostage situation was resolved with no injury or loss of life.

One off duty member was killed by gunfire while performing the duties required of a member of the Department of Public Safety when he discovered an escape at the Maximum Security Prison in Moundsville.

Members of the Department were assigned to duty at our Maximum Security Prison to provide security, while correctional officers carried out the duties directed by an executive order which included, but was not limited to a complete search of the penitentiary and the removal of all non-essential property, a reclassification of the inmate population, uniform dress and appearance among the inmates.

The Special Patrol which was established primarily for 55 mile per hour speed enforcement on the West Virginia Turnpike

and the interstate system in West Virginia is continuing to patrol these highways. This patrol has had a marked affect on accidents occurring on the interstate system and has reduced the State's mean speed at all locations where it has been applied.


GOALS:

The major goals of Field Services continues to be the enforcement of the State's traffic and criminal statutes and the upgrading of skills and abilities, through training, to become a more effective and efficient force, dedicated to the edification of life quality for the citizens of the State.

Field Services personnel will involve themselves actively in crime prevention activities with a primary goal of maintaining the present position West Virginia enjoys of having the lowest crime rate in the United States of America.

Field Services investigative efforts will also be directed towards the maintenance of our coveted solution rate which is among the top ten (10) in the country for solving crimes that are committed.

INSPECTION SERVICES



INSPECTION SERVICE

The Inspection Service is responsible for the discipline, appearance and morale of the Department, the inspection of all physical facilities, records and reports.

To establish and maintain a Department Safety Accident Review Procedure aimed towards reducing employee motor vehicle accidents.

The Inspector's Office is the point of contact for all complaints against members of the Department requiring internal affairs investigations and is responsible for the disposition of all such complaints.

During the period covered by this report, thirty-seven (37) official complaints were received against members. Investigations conducted by assigned members with the rank of Sergeant or above from a company other than that which the complaint occurred, resulted in the exoneration of seventeen (17) members involved in complaints. As a result of these investigations, eleven (11) members were suspended from duty with loss of pay and allowances for periods ranging from five (5) days to three (3) months and nine (9) were counseled.

The Department established a new accident review and recording procedure during this period. We reviewed a total of seventy-two (72) department traffic accidents, forty-two (42) were found "No Fault", while thirty (30) were found negligent to some degree. As a result of the board's findings, five (5) members received one day suspensions without pay and allowances and twenty-five (25) received official letters of reprimand placed in their personnel file.

PLANNING, RESEARCH AND TRAINING DIVISION

Planning and Research Section
Training Section

Planning and Research Section

PLANNING, RESEARCH AND TRAINING DIVISION

- PLANNING AND RESEARCH SECTION -

The Planning and Research Section of the Planning, Research and Training Division, established pursuant to Department Special Order Number 11, dated January 16, 1979, is responsible for the initiation and subsequent development of studies and plans designed to improve the quality and quantity of West Virginia law enforcement and to achieve the goals and objectives established by the Department.

ACCOMPLISHMENTS:

During the past year the Section has been directly involved in the following projects:

1. Manpower Distribution
2. CIB/CIS
3. Legal Counsel
4. Civilian vs. Enlisted Physician
5. Helicopter Pilot Training
6. Polygraph Operator
7. Radar Operation
8. Kanawha County Law Enforcement Mutual Aid Cooperative
9. Developed, distributed, collected, and compiled:
 - A. Sound-off Questionnaires
 - B. Educational Questionnaires
 - C. Latent Fingerprint Seminar Questionnaires
10. Organizational Study - Department of Corrections Maximum Security Prison at Moundsville
11. Development and conduction of In-Service, Cadet, and Basic Police Training Program Tactical Problems
12. Deveopment and submission of the following Federal Assistance Grant Applications:
 - A. "55 MPH Compliance"
 - B. Accident Prevention Through Public Awareness

- C. Public Awareness ... The Drinking Driver/Pedestrian
- D. Basic Police Officer Training Program
- E. Selective Traffic Enforcement Training Program
- F. Advanced Motor Vehicle Accident Investigation Training
- G. Public Awareness ... "55 MPH"
- H. U.C.R.
- I. WEAPON
- J. Specialized Training Program
- K. Traffic Police Administration Training Program
- L. Firearms Instructors School
- M. 55 MPH Enforcement Program

GOALS:

During the forthcoming fiscal year, the Section has targeted as its primary goals:

1. The initiation and development of studies and plans designed to lower the "Mountain State" traffic fatality/injury rate.
2. The initiation and development of studies and plans designed to increase driver compliance to the federally mandated 55 MPH speed limit.
3. The initiation and development of studies and plans designed to improve the quality and quantity of the criminal investigation segment of the Department's duties and responsibilities.
4. The initiation and development of studies and plans designed to improve the quality and quantity of West Virginia law enforcement training.
5. The initiation and development of studies and plans designed to ensure the total utilization of the S.P.E.A.R. Unit's capabilities.

6. To study the feasibility of a Department reorganization to ensure that the Department's total resources will move toward fulfilling its founding mission.

Training Section

PLANNING, RESEARCH AND TRAINING DIVISION

- TRAINING SECTION -

The training academy has the responsibility of gathering information concerning court decision, changes in laws, new and innovative change in police techniques, and changes made in the criminal justice system. This information is distributed to all police and correction agencies through schools and seminars.

CADET TRAINING (West Virginia State Police Officers)

34th Class 26 enrolled 02/03/80 -

BASIC POLICE TRAINING COURSE (City and County Officers)

32nd Class	21 graduates	06/18/79 - 09/14/79
33rd Class	40 graduates	09/30/70 - 12/21/79
34th Class	30 graduates	01/06/80 - 03/28/79
35th Class	27 graduates	04/06/80 - 06/27/80

ANNUAL DEPARTMENT OF PUBLIC SAFETY
IN-SERVICE TRAINING

February 18, 1980 - June 05, 1980

1st Session	41 members	02/18/80 - 02/22/80
2nd Session	38 members	02/25/80 - 02/28/80
3rd Session	41 members	03/03/80 - 03/06/80
4th Session	30 members	03/10/80 - 03/13/80
5th Session	34 members	03/17/80 - 03/20/80
6th Session	35 members	03/24/80 - 03/27/80
7th Session	34 members	03/31/80 - 04/03/80
8th Session	36 members	04/07/80 - 04/10/80
9th Session	32 members	04/14/80 - 04/17/80
10th Session	33 members	04/21/80 - 04/24/80
11th Session	34 members	04/28/80 - 05/01/80
12th Session	25 members	05/12/80 - 05/15/80
13th Session	28 members	05/19/80 - 05/22/80
14th Session	28 members	05/26/80 - 05/29/80
15th Session	23 members	06/02/80 - 06/05/80

DEPARTMENT OF CORRECTIONS ENTRY-LEVEL PROGRAM

3rd Class 20 graduates 07/29/79 - 09/21/79
4th Class 23 graduates 03/09/80 - 05/02/80
5th Class 21 enrolled 05/11/80 -

S.P.E.A.R. (State Police Emergency Action Rescue)

36 enrolled 09/23/79 - 09/28/79

OTHER TRAINING PROGRAMS

* F.B.I. National Academy Graduates Re-Training *

23 enrolled 10/04/79 - 10/03/79

* Internal Revenue Service In-Service *

25 enrolled 10/04/79 - 10/05/79

* Drug Enforcement Administration *

35 enrolled 10/23/79 - 10/24/79

* Correction Probation/Parole *

40 enrolled 10/29/79 - 11/02/79

* Breathalyzer *

30 enrolled 11/12/79 - 11/16/79

* Supervision - Penn State Department of Corrections *

25 enrolled 11/26/79 - 12/07/79

* Supervision - Penn State Police Officers *

40 enrolled 11/26/79 - 12/07/79

* Hostage Negotiations Prison Riots *

51 enrolled 12/13/79

* Criminal Investigative Service In-Service *

26 enrolled 02/03/80 - 02/05/80

* Department of Natural Resources In-Service *

25 enrolled 03/02/89 - 03/07/80

* Medico/Legal Investigation Death *

110 enrolled 05/05/80 - 05/08/80

* Police Photography *

24 enrolled 06/10/80 - 06/14/80

* Supervision - Penn State Department of Corrections *

25 enrolled 06/16/80 - 06/27/80

FIREARMS TRAINING

* Department of Public Safety In-Service *
Training and Qualification

527 enrolled 02/18/80 - 06/05/80

* 2ND Annual Governor's Police Officer Pistol Match *

61 registered 09/13/80 - 09/14/80

* 32ND Basic Class Training and Qualification *

21 enrolled 08/01/79 - 09/01/79

* 33RD Basic Class Training and Qualification *

40 enrolled 10/01/79 - 10/20/79

* 34TH Basic Class Training and Qualification *

30 enrolled 02/04/80 - 02/27/80

* 35TH Basic Class Training and Qualification *

27 enrolled 05/06/80 - 05/24/80

UTILIZATION OF FIREARMS RANGE BY OTHER AGENCIES:

1. Alcohol, Tobacco, and Firearms - U.S. Government
2. Army National Guard

3. Army Air National Guard
4. Air National Guard
5. Federal Bureau of Investigation
6. Secret Service Agents
7. United States Postal Inspectors
8. U.S. Custom Agents
9. Internal Revenue Service

MEDICAL CLINIC

In-Service Physicals

391 participants 02/18/80 - 06/06/80

Cadet Applicant Physicals

41 participants 12/14/79 - 12/15/79

Clinic Visits by All Students

156 participants 07/01/79 - 06/30/80

C.P.R. Certification/Basic Police Training Course

118 participants 07/01/79 - 06/30/80

C.P.R. Certification/In-Service - DPS

492 participants 02/18/80 - 06/05/80

C.P.R. Certification for Instructors In
Basic Life Support Department of Public Safety

7 participants 10/15/79

ADDITIONAL ACCOMPLISHMENTS:

1. Audio/Video studio is producing Public Service Announcements (PSA), management tapes, ;and training tapes.
2. Tours of the Academy Complex were conducted for twenty (20) groups of people which totaled five hundred ninety two (592).
3. The Master of Science in Police Safety management through Marshall University which began in January 1979 is continuing with much success.

4. Facilities are provided for regular meetings of the following organizations:

- A. Department of Welfare
- B. Federal Bureau of Investigation
- C. Governor's Committee on Crime, Delinquency and Highway Safety
- D. Internal Revenue Service
- E. Secret Service
- F. Alcohol, Tobacco and Firearms

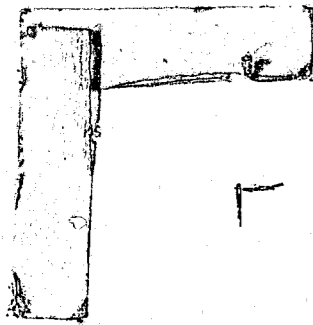
GOALS AND OBJECTIVES:

Schools:

1. Four (4) Basic Police Training Programs
2. Three (3) Entry-Level Basic Training Programs
Department of Corrections
3. One State Police Cadet Class
4. Fifteen (15) forty-hour In-Service Training
Classes
5. One In-Service Anti-Sniper and rifle qualification

Seminars:

1. Two (2) Supervision for Department of Corrections
2. One Supervision for Police Officers
3. Three (3) Accident Investigation
4. One Firearms Instructor
5. One Hostage Negotiations/Tactics Department of
Corrections
6. One Hostage Negotiations/Tactics Law Enforcement
7. One F.B.I.N.A. Retraining
8. Three (3) Selective Traffic Enforcement
9. One Hazardous Materials - Office of Emergency
Services
10. One Photography
11. Two (2) Criminal Psychology
12. One Medico/Legal Investigation of Death



END