


**OHIO
JUVENILE COURT
STATISTICS 1979**

CR sent
9-21-82

PREPARED BY
**THE OHIO
YOUTH
COMMISSION**

83700



**Ohio Youth
Commission**



James A. Rhodes
Governor

William K. Willis
Director

M. B. McLane
Deputy Director
Correctional Services

Joseph R. Palmer, Ph.D.
Deputy Director
Community Services

Ohio Youth Commission
35 East Gay Street
Columbus, Ohio 43215

Total copies printed: 500
Unit cost: \$2.58
Publication date: 3/1/82

NCJRS

MAY 21 1982

ACQUISITIONS

Dear Ohioan:

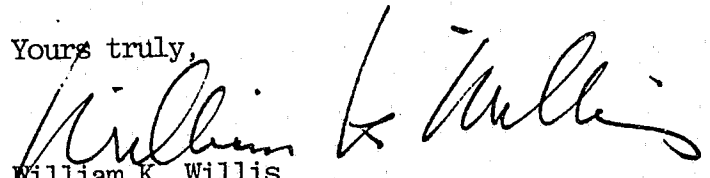
The Ohio Juvenile Court Statistics for 1979 contains more reports and more comprehensive information than in previous years. This is a result of a new reporting form which was implemented in 1979 after thorough review and testing by selected juvenile court judges, their staff and OYC personnel.

This report marks the first time that the number of youth committing delinquent and unruly offenses has been compared with the number of delinquent and unruly cases actually heard by the juvenile court judges. The number of youth appearing in juvenile court totalled 48,602 compared to 75,740 cases heard. Therefore, each youth represents 1.56 cases. Ten Ohio counties accounted for 26,922 youth or 55 percent of all youth appearing in juvenile court for delinquency and unruly offenses.

There was less than a one percent increase in the total number of cases heard by the juvenile judges in 1979 as compared to 1978. In 1978 there were 206,660 cases compared to 207,678 in 1979. However, when comparing the type of cases, there was a dramatic decrease in the number of unruly cases heard. They dropped from 24,622 in 1978 to 14,448 in 1979 for a 41 percent decrease. At the same time the delinquency cases rose by eight percent, from 56,702 to 61,292.

If more information or clarification is needed, please contact the Office of Communication.

Yours truly,


William K. Willis
Director

PROLOGUE

In June, 1979, Governor James A. Rhodes signed into law a provision placing the responsibility for the collection and publication of statewide juvenile court statistics with the Ohio Youth Commission.

The juvenile courts, juvenile justice researchers, and staff of the Ohio Youth Commission have worked together to alter the format and scope of the information beginning in 1979. The new information system greatly enhances the capability and accuracy of data, thereby presenting a more meaningful picture of juvenile court activities in Ohio.

Report 1 provides a summary of the total number of cases as well as the total number of youth processed during the year. (A case represents an individual charge that has been disposed.) In the past, data had been collected on a case basis exclusively. With the exception of Report 2, the data collected are for official, unruly, and delinquency appearances before the county courts. Report 2 presents summary data of both an official and unofficial nature. Traffic, Dependency, Child Abuse, and other Non-Delinquency and Unruly categories are included in the report. Report 2 is derived from an aggregate form submitted each month by the county courts. The other thirty-three reports are submitted for each individual youth court appearance through the use of the Statistical Reporting and Face Sheet Form OYC 16-2A 1979. The juvenile courts are to be applauded for their cooperative spirit in providing the data to the Ohio Youth Commission.

When youth appear before the court for multiple charges, the task of summarizing the data becomes very difficult. For this reason the reports by youth (Number 3-10) are separated by 1) delinquency, 2) unruly, and 3) both delinquency and unruly. The latter category distinguishes the youth that have been disposed of with an offense in both offense categories during 1979. For reports 3-10, it is impossible to report specific offense and disposition data since multiple offenses are included for the individual youth.

Reporting by cases allows additional flexibility and includes both offense and disposition summaries. Reports 11-28 present information by cases.

Reports 29-34 present information concerning the use of detention. Detention for both "before" and "after" the disposition are not differentiated. The length of the detention is also not considered. Detentions do not correspond to specific disposition dates.

For this reason, a youth having several different disposition dates will have duplicated data for each unique disposition date. This may slightly inflate the reporting of detention statistics and caution should be used when dealing with Reports 29-34.

Offense and disposition information are presented in both a detailed and summarized fashion. A table showing the individual offenses and dispositions that are found in each category is shown after Report 34.

Caution concerning the absence of two months of data for Cuyahoga County should be made. Since Cuyahoga County did not report November and December data to the Youth Commission, the state totals as well as the Cuyahoga County totals are deflated.

As questions concerning the information or suggestions for improving future reports occur, do not hesitate to contact the Ohio Youth Commission, Office of Communication, (614) 466-4314.

OHIO JUVENILE COURT STATISTICS

1979

CONTENTS

	Page
Letter from Director.....	1
Prologue.....	2
Table of Contents.....	4

REPORT

1. Sex by County by Race.....	6
2. County by Type of Case.....	8

CHAPTER I. NUMBER OF YOUTH BY DELINQUENCY, UNRULY OR BOTH

REPORT

3. Sex by County by Race.....	10
4. Sex by County by Age.....	19
5. Sex by Age by Race.....	28
6. Sex by Parental Status by Race.....	31
7. Sex by in School by Age.....	34
8. Sex by Last Grade by Age.....	35
9. Sex by Living with by Age.....	38
10. Sex by Employed by Age.....	41

CHAPTER II. NUMBER OF CASES BY DELINQUENCY

REPORT

11. Sex by County by Offense Category.....	42
12. Sex by County by Disposition Category.....	45
13. Sex by Offense Category by Disposition Category.....	48
14. Sex by Referral by Race.....	49
15. Sex by Offense by Race.....	50
16. Sex by Disposition by Race.....	55
17. Sex by Age by Offense Category.....	56
18. Sex by Age by Disposition Category.....	57
19. Sex by Referral by Offense Category.....	58
20. Sex by Referral by Disposition Category.....	59
21. Sex by Offense by Offense Category.....	60
22. Sex by Disposition by Disposition Category.....	65

CHAPTER III. UNRULY CASES

REPORT

23. Sex by County by Disposition Category.....	66
24. Sex by Referral by Race.....	69
25. Sex by Offense by Race.....	70
26. Sex by Disposition by Race.....	71
27. Sex by Age by Disposition Category.....	72
28. Sex by Referral by Disposition Category.....	73

CHAPTER IV. DETENTIONS - NUMBER OF DETENTIONS, NUMBER OF YOUTH

REPORT

29. Sex by County by Detained by.....	74
30. Sex by Age by Detained by.....	77
31. Sex by Race by Detained by.....	78
32. Sex by County by Detention Usage.....	79
33. Sex by Age by Detention Usage.....	80
34. Sex by Race by Detention Usage.....	80

Offense and Disposition Category.....	81
---------------------------------------	----

U.S. Department of Justice 83700
National Institute of Justice

This document has been reproduced exactly as received from the person or organization originating it. Points of view or opinions stated in this document are those of the authors and do not necessarily represent the official position or policies of the National Institute of Justice.

Permission to reproduce this copyrighted material has been granted by

Department of Youth Services
(OHIO)

to the National Criminal Justice Reference Service (NCJRS).

Further reproduction outside of the NCJRS system requires permission of the copyright owner.

JUVENILE COURT STATISTICS 1979
REPORT 01: SEX BY COUNTY BY RACE *
NO. OF CASES, NO. OF YOUTH

	CASES MALE			CASES FEMALE			YOUTH MALE			YOUTH FEMALE			TOTAL CASES	TOTAL YOUTH
	WHITE	BLACK	OTHER	WHITE	BLACK	OTHER	WHITE	BLACK	OTHER	WHITE	BLACK	OTHER		
ADAMS	133	0	0	16	0	0	72	0	0	11	0	0	149	83
ALLEN	494	262	10	122	73	4	235	96	6	98	30	2	965	467
ASHLAND	229	0	0	58	0	0	43	0	0	38	0	0	287	181
ASHTABULA	831	40	9	280	13	6	540	26	4	222	11	4	1179	807
ATHENS	174	4	1	68	1	3	133	4	1	52	1	2	251	193
AUGLAIZE	185	1	1	50	0	0	140	1	1	43	0	0	237	185
BELMONT	204	9	0	95	5	0	157	6	0	77	3	0	313	243
BROWN	106	0	1	30	0	0	65	0	0	26	0	0	137	92
BUTLER	1250	123	0	453	42	0	620	56	0	254	27	1	1869	958
CARROLL	169	4	1	30	0	0	83	2	1	27	0	0	144	113
CHAMPAIGN	278	15	0	89	1	3	163	10	0	67	1	1	386	242
CLARK	823	127	6	272	65	0	521	81	3	201	43	0	1293	849
CLERMONT	904	3	1	232	0	2	532	2	1	176	0	1	1142	712
CLINTON	58	8	0	5	0	1	21	5	0	2	0	1	72	29
COLUMBIANA	507	8	3	153	0	0	311	7	1	123	0	0	671	442
COSHOCTON	101	0	0	26	5	0	61	0	0	18	1	0	132	80
CRAWFORD	200	11	0	50	0	0	161	4	0	38	0	0	261	203
CUYAHOGA	1710	1328	70	387	407	6	1161	870	46	329	359	6	3908	2771
DARKE	133	0	3	17	0	0	98	0	0	14	0	0	153	113
DEFIANCE	185	0	27	51	0	0	122	0	20	42	0	0	271	190
DELAWARE	218	0	1	100	0	0	183	0	1	82	0	0	365	276
ERIE	596	87	8	210	40	0	467	6	6	187	33	0	947	758
FAIRFIELD	178	2	0	84	0	0	94	0	0	42	0	0	285	222
FAYETTE	125	0	0	55	0	0	94	0	0	42	0	0	186	140
FRANKLIN	281	1190	7	623	323	0	1710	742	5	444	239	0	4954	3140
FULTON	387	0	23	627	0	6	154	0	12	66	0	5	433	237
GALLIA	114	0	1	24	0	0	83	0	1	22	0	0	139	106
GEAUGA	425	8	2	99	1	1	292	6	2	81	1	1	536	383
GREENE	625	52	1	210	21	2	460	35	1	169	15	2	911	682
GUERNSEY	235	9	0	153	1	0	159	4	0	78	1	0	398	242
HAMILTON	4121	2534	328	1271	812	119	2323	1378	222	876	546	98	9185	5443
HANCOCK	407	7	30	126	1	7	314	5	19	111	1	7	578	457
HARDIN	121	5	0	33	0	0	66	2	0	28	0	0	159	96
HARRISON	41	2	0	7	0	0	27	0	0	6	0	0	50	35
HENRY	30	0	0	9	0	0	20	0	0	8	0	0	39	28
HIGHLAND	199	3	1	53	0	0	127	3	1	39	0	0	256	170
HOCKING	400	8	0	153	0	0	162	2	0	80	0	0	561	244
HOLMES	56	0	0	11	0	0	51	0	0	10	0	0	67	61
HURON	255	4	8	63	1	5	183	4	7	56	1	5	336	256
JACKSON	198	0	0	55	0	0	127	0	0	40	0	0	253	167
JEFFERSON	208	31	0	77	16	0	130	22	0	56	13	0	332	221
KNOX	119	1	0	28	0	0	95	1	0	26	0	0	148	122
LAKE	2061	82	27	684	37	1	1125	41	11	472	27	1	2892	1677
LAWRENCE	372	5	0	102	2	0	253	5	0	80	2	0	481	340
LICKING	547	11	1	199	4	0	402	9	1	151	3	0	762	566
LOGAN	210	1	0	69	6	0	138	1	0	63	0	0	287	209
LORAIN	1084	161	111	234	41	18	705	105	55	196	35	14	1649	1110
LUCAS	3111	1099	224	1115	457	91	1904	662	125	805	307	60	6097	3863
MADISON	185	11	18	70	10	2	122	5	9	52	8	1	276	197
MAHONING	253	134	11	39	34	5	172	81	6	134	33	4	476	330
MARION	609	40	2	179	5	4	410	25	2	122	4	4	839	566
MEDINA	517	1	3	152	1	0	339	1	3	107	1	1	874	451
MEIGS	254	0	1	29	0	0	108	0	1	23	0	0	253	133
MERCER	129	0	0	32	0	0	89	0	0	23	0	0	161	120
MIAMI	836	66	3	271	0	0	536	35	0	191	0	0	1183	772
MONROE	40	1	0	10	0	0	36	0	0	7	0	0	51	28
MONTGOMERY	1760	925	42	455	215	1	925	395	268	293	127	0	3471	1774
MORGAN	153	0	0	20	0	0	119	0	0	77	1	0	299	158
MORROW	192	0	0	66	0	0	145	18	0	44	0	0	266	153
MUSKINGUM	37	0	0	2	0	0	26	0	0	2	0	0	39	28
NOBLE	221	0	0	62	0	0	149	0	0	46	0	0	284	196
OTTAWA	64	1	0	14	1	1	31	1	1	12	1	1	82	47
PAULDING	102	0	0	58	0	0	66	0	0	45	0	0	160	111
PERRY	354	7	2	94	3	0	203	3	1	61	0	0	460	270
PICKAWAY	76	1	0	22	0	0	59	1	0	21	0	0	99	81
PIKE	1022	35	4	351	4	2	816	26	4	283	4	2	1418	1135
PORTAGE														

* Cuyahoga County failed to submit data for November and December, 1979.

JUVENILE COURT STATISTICS 1979
 REPORT 01: SEX BY COUNTY BY RACE
 NO. OF CASES, NO. OF YOUTH

	CASES MALE			CASES FEMALE			YOUTH MALE			YOUTH FEMALE			TOTAL CASES	TOTAL YOUTH
	WHITE	BLACK	OTHER	WHITE	BLACK	OTHER	WHITE	BLACK	OTHER	WHITE	BLACK	OTHER		
PREBLE	131	0	0	33	0	0	75	0	0	28	0	0	164	103
PUTNAM	88	0	21	35	0	1	61	0	10	30	0	1	145	102
RICHLAND	640	111	2	148	39	0	391	66	1	96	26	0	941	580
ROSS	489	19	2	120	4	0	307	14	2	101	4	0	634	428
SANDUSKY	191	8	48	57	2	6	153	7	37	50	2	0	312	255
SCIOTO	147	7	0	50	1	0	90	7	0	40	1	0	205	136
SENECA	469	21	1	144	6	8	202	5	1	87	2	0	649	403
SHELBY	284	14	0	82	4	0	187	8	0	64	4	0	384	283
STARK	2280	329	2	802	168	1	1417	185	2	583	99	5	3586	2872
SUMMIT	3386	803	158	1087	362	73	2033	504	113	109	39	0	1157	779
TRUMBULL	771	194	0	143	49	0	499	13	0	102	3	0	324	266
TUSCARAWAS	251	9	0	63	1	0	201	7	0	57	0	0	256	212
UNION	186	1	1	68	0	0	149	1	1	33	0	0	190	91
VAN WERT	146	1	0	41	0	0	66	1	0	28	0	0	113	80
VINTON	75	0	0	38	0	0	52	0	0	2	0	0	133	85
WARREN	956	5	0	307	7	0	567	0	0	276	5	0	1335	853
WASHINGTON	187	2	0	93	1	0	137	3	0	50	1	0	243	190
WAYNE	573	3	0	123	3	0	310	3	0	97	2	0	702	412
WILLIAMS	134	0	0	26	0	0	75	0	0	20	0	0	160	95
WOOD	427	6	111	152	0	41	266	2	65	123	0	27	737	483
WYANDOT	93	0	2	26	0	0	68	0	2	21	0	0	121	91
	46540	10055	1348	14039	3316	442	28924	5819	850	10335	2341	333	75740	48602

JUVENILE COURT STATISTICS 1979
REPORT 02: COUNTY BY TYPE OF CASE *
NO. OF CASES

O F F I C I A L						U N O F F I C I A L						TOTAL CASES
TRAFFIC	DEPEND & NEGLECT	OTHER	ADULT	CHILD ABUSE	TOTAL	TRAFFIC	DEPEND & NEGLECT	OTHER	ADULT	CHILD ABUSE	TOTAL	
ADAMS	135	25	9	9	179	0	0	0	0	0	0	179
ALLEN	1191	129	0	216	1537	0	0	49	0	0	49	1586
ASHLAND	416	26	13	29	484	1	0	0	3	0	4	493
ASHTABULA	770	241	24	103	1145	0	0	0	0	0	0	1145
ATHENS	298	56	0	3	358	0	0	5	1	0	6	364
AUGLAIZE	442	14	7	16	481	0	0	0	0	0	0	481
BELMONT	439	79	12	16	546	0	0	0	0	0	0	546
BROWN	246	33	28	16	333	6	0	0	0	0	6	339
BUTLER	2150	296	24	65	2580	0	18	0	18	3	39	2619
CARROLL	128	27	9	11	175	0	0	0	0	0	0	175
CHAMPAIGN	274	104	64	87	435	0	0	0	0	0	0	435
CLARK	1326	104	35	44	1809	0	0	0	0	0	0	1809
CLERMONT	1301	40	35	12	1393	0	0	0	0	0	0	1393
CLINTON	425	68	242	86	824	0	0	0	0	0	0	824
COLUMBIANA	750	24	0	53	845	0	0	0	0	0	0	845
CUSHOCTON	203	28	4	16	252	0	0	0	0	0	0	252
CRAWFORD	352	43	5	16	422	0	0	0	0	0	0	422
CUYAHOGA	8786	783	326	2991	12935	0	0	0	110	0	110	13045
DARKE	396	25	2	91	517	22	0	10	0	0	32	549
DEFIANCE	479	10	40	30	559	0	0	9	0	0	9	559
DELAWARE	675	121	19	97	917	0	0	0	0	0	0	917
ERIE	1233	73	0	78	1384	0	0	0	0	0	0	1384
FAIRFIELD	943	71	59	64	1137	0	0	0	0	0	0	1137
FAYETTE	182	13	7	72	274	0	0	0	0	0	0	274
FRANKLIN	11136	1173	235	1052	13596	0	46	34	2734	0	2814	16410
FULTON	444	15	0	6	465	0	0	0	0	0	0	465
GALLIA	277	18	59	45	399	0	0	0	0	0	0	399
GEAUGA	593	56	2	60	731	0	0	0	0	0	0	731
GREENE	1268	207	121	56	1652	0	0	0	0	0	0	1652
GUERNSEY	408	37	0	10	455	0	0	0	0	0	0	455
HAMILTON	8438	667	30	1179	10214	0	0	0	0	0	0	10214
HANCOCK	572	26	4	22	624	264	0	2	0	0	266	890
HARDIN	221	23	2	18	264	0	0	0	2	0	2	266
HARRISON	108	15	30	0	153	0	0	0	0	0	0	153
HENRY	103	34	49	9	196	227	0	53	0	0	280	476
HIGHLAND	289	12	16	52	369	0	0	0	0	0	0	369
HOCKING	173	55	0	59	297	0	0	0	0	0	0	297
HOLMES	175	0	3	9	178	0	0	0	0	0	0	178
HURON	581	35	1	85	707	0	0	0	0	0	0	707
JACKSON	229	16	11	7	266	0	0	1	0	0	1	267
JEFFERSON	390	46	21	10	467	0	0	0	0	0	0	467
KNOX	492	25	6	19	548	0	0	0	0	0	0	548
LAKE	3058	328	5	140	3563	0	0	0	0	0	0	3563
LAWRENCE	330	90	12	107	549	0	0	0	0	0	0	549
LICKING	963	92	598	58	1716	0	0	134	1	0	135	1851
LCGAN	402	34	8	66	510	0	0	0	0	0	0	510
LORAIN	2272	203	0	100	2575	206	0	0	0	0	206	2781
LUCAS	4524	612	547	899	6596	0	0	0	0	0	0	6596

* Cuyahoga County failed to submit data for November and December, 1979.

JUVENILE COURT STATISTICS 1979
 REPORT 02: COUNTY BY TYPE OF CASE
 NO. OF CASES

	O F F I C I A L						U N O F F I C I A L						TOTAL CASES
	TRAFFIC	DEPEND & NEGLECT	OTHER	ADULT	CHILD ABUSE	TOTAL	TRAFFIC	DEPEND & NEGLECT	OTHER	ADULT	CHILD ABUSE	TOTAL	
MADISON	340	78	7	55	4	484	0	0	0	0	0	0	484
MAHONING	1992	503	0	3	16	2514	520	0	710	0	0	1230	3744
MARION	824	71	28	80	9	1012	0	0	0	0	0	0	1012
MEDINA	1642	37	71	26	4	1780	0	0	0	2	0	2	1782
MEigs	158	18	136	47	1	360	0	0	0	0	0	0	360
MERCER	377	3	2	6	1	389	0	1	0	0	0	1	390
MIAMI	1345	117	11	99	4	1576	0	0	0	0	0	0	1576
MONROE	95	15	15	3	0	118	0	0	0	0	0	0	118
MONTGOMERY	6919	355	1415	0	18	8707	484	0	43	0	0	527	9234
MORGAN	46	11	3	0	0	60	6	1	1	2	0	10	70
MORROW	248	10	13	23	6	300	0	0	0	0	0	0	300
MUSKINGUM	654	133	46	368	15	1222	0	0	0	0	0	0	1222
NOBLE	54	9	25	2	0	90	0	0	0	0	0	0	90
OTTAWA	188	40	6	0	1	135	280	0	0	0	0	280	415
PAULDING	136	7	0	6	1	211	5	0	0	6	0	11	222
PERRY	154	32	7	11	1	205	0	0	0	0	0	0	205
PICKAWAY	286	48	10	44	4	392	0	0	0	0	0	0	392
PIKE	238	70	20	27	3	358	0	0	1	0	0	1	359
PORTAGE	10	181	268	124	3	586	1737	0	0	0	0	1737	2323
PREBLE	340	43	3	32	0	417	1	0	0	0	0	1	418
FUTNAM	232	7	3	12	0	254	0	0	0	0	0	0	254
RICHLAND	1328	164	5	31	1	1529	0	0	0	0	0	0	1529
ROSS	566	29	714	41	1	1351	65	0	185	0	0	250	1601
SANDUSKY	660	43	10	27	6	746	47	0	0	1	0	48	794
SCIOTO	534	86	27	31	13	691	0	0	0	0	0	0	691
SENECA	455	90	39	95	29	708	0	0	0	0	0	0	708
SHELBY	517	12	18	39	2	588	0	0	0	0	0	0	588
STARK	1597	377	0	152	0	2126	0	0	0	0	0	0	2126
SUMMIT	7428	85	2	232	0	7747	0	0	0	5	0	5	7752
TRUMBULL	1803	281	15	76	0	2175	0	0	0	0	0	0	2175
TUSCARAWAS	663	19	17	40	0	739	0	2	0	0	0	2	741
UNION	317	43	12	7	3	382	0	0	0	12	0	12	394
VAN WERT	361	6	2	25	1	395	0	0	0	0	0	0	395
VINTON	91	4	20	0	0	115	0	1	2	0	0	2	117
WARREN	941	43	51	68	7	1110	0	0	0	0	0	0	1110
WASHINGTON	426	17	24	19	0	486	0	0	0	0	0	0	486
WAYNE	884	54	10	47	0	995	0	0	0	0	0	0	995
WILLIAMS	449	14	15	16	0	493	0	0	0	0	0	0	493
WOOD	980	61	15	37	7	1100	0	0	0	0	0	0	1100
WYANDOT	286	21	2	5	0	315	0	0	0	0	0	0	315
TOTAL	97547	9404	5868	10665	371	123855	3880	69	1230	2901	3	6083	131938

JUVENILE COURT STATISTICS 1979
 REPORT 03: SEX BY COUNTY BY RACE *
 NO. OF YOUTH

DELINQUENT & UNRULY COMPLAINTS	WHITE	BLACK	HISPANIC	AM INDIAN	ASIAN	OTHER	NO DATA	TOTAL
FEMALE								
ADAMS	3	0	0	0	0	0	0	3
ALLEN	5	0	0	0	0	0	0	5
ASHLAND	7	0	0	0	0	0	0	7
ASHTABULA	21	0	0	0	0	1	0	22
ATHENS	4	0	0	0	0	0	0	4
AUGLAIZE	2	0	0	0	0	0	0	2
BELMONT	2	0	0	0	0	0	0	2
BROWN	2	0	0	0	0	0	0	2
BUTLER	4	2	0	0	0	0	0	6
CARROLL	1	0	0	0	0	0	0	1
CHAMPAIGN	1	5	0	0	0	0	0	6
CLARK	1	0	0	0	0	0	0	1
CLERMONT	15	0	0	0	0	1	0	16
COLUMBIANA	5	0	0	0	0	0	0	5
COSHOCTON	1	1	0	0	0	0	0	2
CRAWFORD	4	0	0	0	0	0	0	4
CUYAHOGA	12	19	0	0	0	0	0	31
DEFIANCE	1	0	0	0	0	0	0	1
DELAWARE	5	0	0	0	0	0	0	5
ERIE	8	3	0	0	0	0	0	11
FAIRFIELD	4	0	0	0	0	0	0	4
FAYETTE	3	0	0	0	0	0	0	3
FRANKLIN	30	17	0	0	0	0	0	47
FULTON	5	1	0	0	0	0	0	6
GALLIA	1	0	0	0	0	0	0	1
GEAUGA	6	0	0	0	0	0	0	6
GREENE	8	0	0	0	0	0	0	8
GUERNSEY	15	0	0	0	0	0	0	15
HAMILTON	8	6	0	0	0	4	0	16
HANCOCK	2	0	0	0	0	0	0	2
HARDIN	1	0	0	0	0	0	0	1
HIGHLAND	3	0	0	0	0	0	0	3
HOCKING	16	0	0	0	0	0	0	16
JACKSON	7	0	0	0	0	0	0	7
KNOX	1	0	0	0	0	0	0	1
LAKE	35	1	0	0	0	0	0	36
LAURENCE	6	0	0	0	0	0	0	6
LICKING	16	0	0	0	0	0	0	16
LOGAN	1	0	0	0	0	0	0	1
LORAIN	3	0	0	0	0	0	0	3
LUCAS	84	27	4	0	0	0	0	115
MADISON	5	1	0	0	0	0	0	6
MAHONING	1	0	0	0	0	0	0	1
MARION	17	0	0	0	0	0	0	17
MEDINA	4	0	0	0	0	0	0	4
NEIGS	2	0	0	0	0	0	0	2
MIAMI	27	0	0	0	0	0	0	27
MONROE	1	0	0	0	0	0	0	1
MONTGOMERY	32	12	0	0	1	0	0	45
MORGAN	3	1	0	0	0	0	0	4
MORROW	1	0	0	0	0	0	0	1
MUSKINGUM	4	0	0	0	0	0	0	4
OTTAWA	7	0	0	0	0	0	0	7
PAULDING	1	0	0	0	0	0	0	1
PERRY	2	0	0	0	0	0	0	2
PICKAWAY	11	1	0	0	0	0	0	12
PORTAGE	11	0	0	0	0	0	0	11
PREBLE	1	0	0	0	0	0	0	1
RICHLAND	18	3	0	0	0	0	0	21
ROSS	6	0	0	0	0	0	0	6
SANDUSKY	1	0	0	0	0	0	0	1
SCIOTO	1	0	0	0	0	0	0	1
SENECA	19	1	0	0	0	0	0	20
SHELBY	6	0	0	0	0	0	0	6
STARK	68	16	0	0	0	0	0	84

* Cuyahoga County failed to submit data for November and December, 1979.

JUVENILE COURT STATISTICS 1979
 REPORT 03: SEX BY COUNTY BY RACE
 NO. OF YOUTH

DELINQUENT & UNRULY COMPLAINTS	WHITE	BLACK	HISPANIC	AM INDIAN	ASIAN	OTHER	NO DATA	TOTAL
FEMALE								
SUMMIT	2	0	0	0	0	0	0	2
TRUMBULL	14	5	0	0	0	0	0	19
TUSCARAWAS	2	0	0	0	0	0	0	2
UNION	1	0	0	0	0	0	0	1
VAN HERT	3	0	0	0	0	0	0	3
VINTON	6	0	0	0	0	0	0	6
WARREN	11	0	0	0	0	0	0	11
WAYNE	7	0	0	0	0	0	0	7
WILLIAMS	2	0	0	0	0	0	0	2
WOOD	6	0	0	0	0	0	5	11
WYANDOT	2	0	0	0	0	0	0	2
	803	183	5	0	1	6	5	1003
MALE								
ADAMS	1	0	0	0	0	0	0	1
ALLEN	5	4	0	0	0	0	0	9
ASHLAND	14	0	0	0	0	0	0	14
ASHTABULA	73	2	0	0	0	1	0	76
ATHENS	6	0	0	0	0	0	0	6
AUGLAIZE	13	0	0	0	0	0	0	13
BELMONT	6	1	0	0	0	0	0	7
BROWN	7	0	0	0	0	0	0	7
BUTLER	90	0	0	0	0	0	0	90
CARROLL	4	0	0	0	0	0	0	4
CHAMPAIGN	22	0	0	0	0	0	0	22
CLARK	34	5	0	0	0	0	0	39
CLERMONT	41	0	0	0	0	0	0	41
CLINTON	42	0	0	0	0	0	0	42
COLUMBIANA	18	0	0	0	0	1	0	19
CRAWFORD	9	0	0	0	0	0	0	9
CUYAHOGA	39	3	0	0	0	0	0	42
DEFIANCE	9	0	0	0	0	0	1	10
DELAWARE	8	0	0	0	0	0	0	8
ERIE	7	3	0	0	0	0	0	10
FAIRFIELD	10	0	0	0	0	0	0	10
FAYETTE	9	0	0	0	0	0	0	9
FRANKLIN	83	22	1	0	0	0	0	106
FULTON	18	0	1	0	0	0	0	19
GALLIA	1	0	0	0	0	0	0	1
GEAUGA	29	0	0	0	0	0	0	29
GREENE	12	0	0	0	0	0	0	12
GUERNSEY	15	1	0	0	0	0	0	16
HAMILTON	210	122	0	0	0	20	1	353
HANCOCK	23	1	0	0	0	1	0	25
HARDIN	6	0	0	0	0	0	0	6
HARRISON	1	0	0	0	0	0	0	1
HENRY	1	0	0	0	0	0	0	1
HIGHLAND	4	0	0	0	0	0	0	4
HOCKING	23	1	0	0	0	0	0	24
HURON	10	0	0	0	0	0	0	10
JACKSON	15	0	0	0	0	0	0	15
JEFFERSON	1	0	0	0	0	0	0	1
KNOX	3	0	0	0	0	0	0	3
LAKE	70	1	0	0	0	1	0	72
LAWRENCE	12	0	0	0	0	0	0	12
LICKING	28	0	0	0	0	0	0	28
LOGAN	17	0	0	0	0	0	0	17
LORAIN	5	0	0	0	0	0	0	5
LUCAS	118	33	6	0	0	0	0	157
MADISON	9	1	0	0	0	0	1	11
MAHONING	5	1	0	0	0	0	0	6
MARION	61	3	0	0	0	0	0	64
MEDINA	9	0	0	0	0	0	0	9
MEIGS	8	0	0	0	0	0	0	8

JUVENILE COURT STATISTICS 1979
 REPORT 03: SEX BY COUNTY BY RACE
 NO. OF YOUTH

DELINQUENT & UNRULY COMPLAINTS	WHITE		HISPANIC	AM INDIAN	ASIAN	OTHER	NO DATA	TOTAL
MALE								
MERCER	1	0	0	0	0	0	0	1
MIAMI	57	0	0	0	0	0	0	63
MONROE	1	0	0	0	0	0	0	1
MONTGOMERY	73	24	0	0	0	0	0	98
MORGAN	3	0	0	0	0	0	0	3
MUSKINGUM	1	0	0	0	0	0	0	2
NOBLE	3	0	0	0	0	0	0	3
OTTAWA	7	0	0	0	0	0	0	7
PAULDING	1	0	0	0	0	0	0	1
PERRY	6	0	0	0	0	0	0	6
PICKAWAY	27	0	0	0	0	0	0	27
PIKE	5	0	0	0	0	0	0	5
PORTAGE	17	1	0	0	0	0	0	18
PREBLE	3	0	0	0	0	0	0	3
PUTNAM	4	0	0	0	0	0	0	4
RICHLAND	63	7	1	0	0	0	0	71
ROSS	29	1	0	0	0	0	0	30
SANDUSKY	7	0	0	0	0	0	0	7
SCIOTO	3	0	0	0	0	0	0	3
SENECA	12	1	0	0	0	0	0	13
SHELBY	1	0	0	0	0	0	0	1
STARK	122	19	0	0	0	0	0	141
SUMMIT	2	1	0	0	0	0	0	3
TRUMBULL	77	10	0	0	0	0	0	87
TUSCARANAS	9	0	0	0	0	0	0	9
UNION	13	0	0	0	0	0	0	13
VAN WERT	16	0	0	0	0	0	0	16
VINTON	3	0	0	0	0	0	0	3
WARREN	30	0	0	0	0	0	0	30
WASHINGTON	7	0	0	0	0	0	0	7
WAYNE	31	0	0	0	0	0	0	31
WILLIAMS	4	0	0	0	0	0	0	4
WOOD	26	0	0	0	0	0	0	26
WYANDOT	7	0	0	0	0	0	0	7
	1930	309	9	0	1	24	7	2279
	2733	492	14	0	1	30	12	3282

JUVENILE COURT STATISTICS 1979
REPORT 03: SEX BY COUNTY BY RACE
NO. OF YOUTH

DELINQUENT COMPLAINTS	WHITE	BLACK	HISPANIC	AM INDIAN	ASIAN	OTHER	NO DATA	TOTAL
FEMALE								
ADAMS	5	0	0	0	0	0	0	5
ALLEN	72	27	1	0	0	0	0	100
ASHLAND	17	0	0	0	0	0	0	17
ASHTABULA	87	6	0	0	0	1	0	94
ATHENS	35	0	0	0	0	1	0	36
AUGLAIZE	28	0	0	0	0	0	0	28
BELMONT	30	3	0	0	0	0	0	33
BROWN	8	0	0	0	0	0	0	8
BUTLER	122	21	0	0	0	1	0	144
CARROLL	9	0	0	0	0	0	0	9
CHAMPAIGN	23	0	1	0	0	0	0	24
CLARK	158	26	0	0	0	0	0	184
CLERMONT	82	0	0	0	0	0	0	82
CLINTON	2	0	1	0	0	0	0	3
COLUMBIANA	83	0	0	0	0	0	0	83
CDSHOCTON	5	0	0	0	0	0	0	5
CRAWFORD	10	0	0	0	0	0	0	10
CUYAHOGA	111	158	2	0	0	1	0	272
DARKE	14	0	0	0	0	0	0	14
DEFIANCE	21	0	0	0	0	0	0	21
DELAWARE	142	2	0	0	0	0	0	144
ERIE	133	23	0	0	0	0	0	156
FAIRFIELD	27	0	0	0	0	0	0	27
FAYETTE	17	1	0	0	0	0	0	18
FRANKLIN	347	191	0	0	0	0	0	538
FULTON	1	0	1	0	0	0	0	2
GALLIA	1	0	0	0	0	0	0	1
GEAUGA	4	1	0	0	0	1	0	6
GREENE	67	4	0	0	0	0	0	71
GUERNSEY	35	0	0	0	0	0	0	35
HAMILTON	355	251	0	0	0	4	0	646
HANCOCK	55	1	6	0	0	0	0	62
HARDIN	7	0	0	0	0	0	0	7
HARRISON	2	0	0	0	0	0	0	2
HENRY	5	0	0	0	0	0	0	5
HIGHLAND	27	0	0	0	0	0	0	27
HOCKING	38	0	0	0	0	0	0	38
HOLMES	4	0	0	0	0	0	0	4
HURON	31	1	0	0	0	1	0	33
JACKSON	16	0	0	0	0	0	0	16
JEFFERSON	56	13	0	0	0	0	0	69
KNOX	19	0	0	0	0	0	0	19
LAKE	387	26	0	0	0	1	0	414
LAWRENCE	36	0	0	0	0	0	0	36
LICKING	54	2	0	0	0	0	0	56
LOGAN	17	5	1	0	0	0	0	23
LORAIN	184	34	11	0	0	2	0	232
LUCAS	498	202	34	0	1	1	0	736
MADISON	14	0	0	0	0	0	0	14
MAHONING	7	14	0	0	0	0	0	21
MARION	53	1	0	0	0	0	0	54
MEDINA	85	3	0	0	0	0	0	88
MEIGS	11	1	0	0	0	0	0	12
MERCER	17	0	0	0	0	0	0	17
MIAMI	81	5	0	0	0	0	0	86
MONROE	5	0	0	0	0	0	0	5
MONTGOMERY	138	78	0	0	0	0	5	221
MORGAN	4	0	0	0	0	0	0	4
MORROW	15	0	0	0	0	0	0	15
MUSKINGUM	40	4	0	0	0	0	0	44
OTTAWA	28	0	0	0	0	0	0	28
PAULDING	9	1	0	0	0	0	0	10
PERRY	17	0	0	0	0	0	0	17
PICKAWAY	17	1	0	0	0	0	0	18
PIKE	7	0	0	0	0	0	0	7

JUVENILE COURT STATISTICS 1979
REPORT 03: SEX BY COUNTY BY RACE
NO. OF YOUTH

DELINQUENT COMPLAINTS	WHITE	BLACK	HISPANIC	AM INDIAN	ASIAN	OTHER	NO DATA	TOTAL
FEMALE								
PORTAGE	108	3	0	0	0	0	0	111
PREBLE	9	0	0	0	0	0	0	9
PUTNAM	27	0	1	0	0	0	0	28
RICHLAND	37	15	0	0	0	0	0	52
ROSS	34	2	0	0	0	0	0	36
SANDUSKY	34	2	3	0	0	0	0	39
SCIOTO	12	1	0	0	0	0	0	13
SENECA	22	0	1	0	0	0	0	23
SHELBY	47	4	0	0	0	0	0	51
STARK	237	52	0	0	0	0	0	289
SUMMIT	759	252	0	0	0	2	53	1066
TRUMBULL	34	21	0	0	0	0	0	55
TUSCARAWAS	37	0	0	0	0	0	0	37
UNION	16	0	0	0	0	0	0	16
VAN WERT	16	0	0	0	0	0	0	16
VINTON	14	0	0	0	0	0	0	14
WARREN	238	5	0	0	0	0	0	243
WASHINGTON	26	1	0	0	0	0	0	27
WAYNE	51	2	0	0	0	0	0	53
WILLIAMS	15	0	0	0	0	0	0	15
WOOD	56	0	1	0	0	0	16	73
WYANDOT	10	0	0	0	0	0	0	10
	5828	1466	67	0	1	52	80	7494
MALE								
ADAMS	63	0	0	0	0	0	0	63
ALLEN	219	90	0	0	1	0	0	314
ASHLAND	102	0	0	0	0	0	0	102
ASHTABULA	328	19	1	0	0	1	0	349
ATHENS	109	1	0	0	0	1	0	111
AUGLAIZE	117	1	0	0	0	1	0	119
BELMONT	116	5	0	0	0	1	0	121
BROWN	46	0	0	0	0	1	0	47
BUTLER	489	56	0	0	0	0	0	545
CARROLL	59	2	0	0	0	0	0	61
CHAMPAIGN	112	8	0	0	0	0	0	120
CLARK	442	63	0	0	1	1	1	508
CLERMONT	375	2	0	0	0	0	1	378
CLINTON	19	5	0	0	0	0	0	24
COLUMBIANA	249	6	0	0	0	0	0	255
COSHOCTON	53	0	0	0	0	0	0	53
CRAWFORD	118	3	0	0	0	0	0	121
CUYAHOGA	951	70	35	1	3	0	4	1698
DARKE	98	0	1	0	0	0	0	99
DEFIANCE	103	0	15	0	0	0	0	118
DELAWARE	134	4	0	0	0	0	0	138
ERIE	421	55	0	0	0	1	0	482
FAIRFIELD	91	2	0	0	0	0	0	93
FAYETTE	63	2	0	0	0	0	0	65
FRANKLIN	1542	68	2	1	0	0	0	2235
FULTON	103	0	1	0	0	0	0	114
GALLIA	55	0	0	0	0	0	0	55
GAUGA	208	6	0	0	0	1	0	216
GREENE	365	24	0	0	0	0	0	390
GUERNSEY	108	3	3	0	0	0	0	111
HAMILTON	1832	1098	1	0	0	13	1	3081
HANCOCK	223	3	13	0	0	2	1	242
HARDIN	51	2	0	0	0	0	0	53
HARRISON	26	2	0	0	0	0	0	28
HENRY	18	0	0	0	0	0	0	18
HIGHLAND	105	3	0	0	0	1	0	109
HOCKING	88	1	0	0	0	0	0	89
HOLMES	37	0	0	0	0	0	0	37
HURON	158	3	0	0	0	3	0	164

JUVENILE COURT STATISTICS 1979
REPORT 03: SEX BY COUNTY BY RACE
NO. OF YOUTH

DELINQUENT COMPLAINTS	WHITE	BLACK	HISPANIC	AM INDIAN	ASIAN	OTHER	NO DATA	TOTAL
MALE								
JACKSON	83	0	0	0	0	0	0	83
JEFFERSON	129	22	0	0	0	0	0	151
KNOX	83	1	0	0	0	0	0	84
LAKE	992	38	3	0	3	0	3	1039
LAWRENCE	188	4	0	0	0	0	0	192
LICKING	260	7	0	0	0	0	0	267
LOGAN	77	1	0	0	0	0	0	78
LORAIN	684	102	52	0	1	1	0	840
LUCAS	1627	582	106	0	1	3	1	2320
MADISON	76	3	0	0	0	0	5	84
MAHONING	139	69	3	0	0	1	0	212
MARION	251	14	0	0	0	0	2	267
MEDINA	311	1	0	0	0	0	3	315
MEIGS	87	0	0	0	0	1	0	88
MERCER	75	0	0	0	0	0	0	75
MIAMI	403	21	0	0	1	0	0	427
MONROE	15	1	0	0	0	0	2	16
MONTGOMERY	767	350	0	0	1	0	23	1141
MURGAN	27	3	0	0	0	0	0	30
MORROW	95	0	0	0	0	0	0	95
MUSKINGUM	143	17	1	0	0	0	1	162
NOBLE	19	0	0	0	0	0	0	19
OTTAWA	134	1	0	0	0	0	0	135
PAULDING	29	1	0	0	0	1	0	31
PERRY	42	0	0	0	0	0	0	42
PICKAWAY	137	3	0	0	0	0	1	141
PIKE	23	1	0	0	0	0	0	24
PORTAGE	428	13	2	0	1	0	0	444
PREBLE	51	0	0	0	0	0	0	51
PUTNAM	52	0	9	0	0	0	0	61
RICHLAND	276	55	0	0	0	0	0	331
ROSS	181	11	0	0	1	0	1	194
SANDUSKY	123	7	32	0	0	1	0	163
SCIOTO	68	7	0	0	0	0	0	75
SENECA	122	2	0	0	0	0	0	124
SHELBY	159	7	0	0	0	0	0	166
STARK	1072	138	0	0	0	0	1	1211
SUMMIT	2028	503	0	0	0	4	109	2644
TRUMBULL	327	100	0	0	0	0	0	427
TUSCARAWAS	166	7	0	0	0	0	0	173
UNION	82	1	0	0	0	0	0	83
VAN WERT	46	1	1	0	0	0	0	48
VINTON	32	0	0	0	0	0	0	32
WARREN	516	5	0	0	0	0	0	521
WASHINGTON	115	2	0	0	0	0	0	117
WAYNE	232	3	0	0	0	0	0	235
WILLIAMS	65	0	0	0	0	0	0	65
WOOD	190	2	8	0	0	0	50	250
WYANDOT	51	0	1	0	0	0	0	52
	23074	4969	300	2	14	164	231	28754
	28902	6435	367	2	15	216	311	36248

JUVENILE COURT STATISTICS 1979
 REPORT 03: SEX BY COUNTY BY RACE
 NO. OF YOUTH

UNRULY COMPLAINTS	WHITE	BLACK	HISPANIC	AM INDIAN	ASIAN	OTHER	NO DATA	TOTAL
FEMALE								
ADAMS	3	0	0	0	0	0	0	3
ALLEN	21	0	0	0	0	0	0	21
ASHLAND	14	0	0	0	0	0	0	14
ASHTABULA	114	0	0	0	0	0	0	114
ATHENS	13	0	0	0	0	0	0	13
AUGLAIZE	13	0	0	0	0	0	0	13
BELMONT	43	0	0	0	0	0	0	43
BROWN	16	0	0	0	0	0	0	16
BUTLER	90	4	0	0	0	0	0	94
CARROLL	17	0	0	0	0	0	0	17
CHAMPAIGN	32	1	0	0	0	0	0	33
CLARK	32	12	0	0	0	0	0	44
CLERMONT	79	0	0	0	0	0	0	79
COLUMBIANA	35	0	0	0	0	0	0	35
COSHOCTON	12	0	0	0	0	0	0	12
CRAWFORD	24	0	0	0	0	0	0	24
CUYAHOGA	206	182	3	0	0	0	0	391
DEFIANCE	20	0	2	0	0	0	0	22
DELAWARE	35	1	0	0	0	0	0	36
ERIE	46	7	0	0	0	0	0	53
FAIRFIELD	38	0	0	0	0	0	0	38
FAYETTE	22	0	0	0	0	0	0	22
FRANKLIN	67	31	0	0	0	0	0	98
FULTON	50	0	0	0	0	0	0	50
GALLIA	19	0	0	0	0	0	0	19
GEAUGA	28	0	0	0	0	0	0	28
GREENE	94	11	0	0	0	1	0	107
GUERNSEY	38	0	0	0	0	0	0	38
HAMILTON	4	227	0	0	0	50	3	284
HANCOCK	56	0	0	0	0	1	0	57
HARDIN	20	0	0	0	0	0	0	20
HARRISON	4	0	0	0	0	0	0	4
HENRY	3	0	0	0	0	0	0	3
HIGHLAND	9	0	0	0	0	0	0	9
HOCKING	26	0	0	0	0	0	0	26
HOLMES	6	0	0	0	0	0	0	6
HURON	25	0	0	0	0	4	0	29
JACKSON	17	0	0	0	0	0	0	17
KNOX	6	0	0	0	0	0	0	6
LAKE	50	0	0	0	0	0	0	50
LAURENCE	38	2	0	0	0	0	0	40
LICKING	81	1	0	0	0	0	0	82
LOGAN	45	1	0	0	0	0	0	46
LORAIN	9	1	0	0	0	0	0	10
LUCAS	223	78	18	1	0	1	0	321
MADISON	33	7	0	0	0	0	0	40
MAHONING	26	19	2	0	0	0	0	47
MARION	52	0	0	0	0	0	0	52
MEDINA	18	0	0	0	0	0	0	18
MEIGS	10	0	0	0	0	0	0	10
MERCER	14	0	0	0	0	0	0	14
MIAMI	83	2	0	0	0	0	0	85
MONROE	1	0	0	0	0	0	0	1
MONTGOMERY	123	37	0	0	0	0	2	162
MORGAN	10	0	0	0	0	0	0	10
MORROW	18	0	0	0	0	0	0	18
MUSKINGUM	0	0	0	0	0	0	0	0
NOBLE	2	0	0	0	0	0	0	2
OTTAWA	1	0	0	0	0	0	0	1
PAULDING	1	0	0	0	0	1	0	2
PERRY	26	0	0	0	0	0	0	26
PICKAWAY	33	0	0	0	0	0	0	33
PIKE	14	0	0	0	0	0	0	14
PORTAGE	164	0	2	0	0	0	0	166
PREBLE	18	0	0	0	0	0	0	18

JUVENILE COURT STATISTICS 1979
 REPORT 03: SEX BY COUNTY BY RACE
 NO. OF YOUTH

UNRULY COMPLAINTS	WHITE	BLACK	HISPANIC	AM INDIAN	ASIAN	OTHER	NO DATA	TOTAL
FEMALE								
PUTNAM	3	0	0	0	0	0	0	3
RICHLAND	41	8	0	0	0	0	0	49
ROSS	61	2	0	0	0	0	0	63
SANDUSKY	15	0	3	0	0	0	0	18
SCIOTO	27	0	0	0	0	0	0	27
SENECA	50	1	5	0	0	0	0	56
SHELBY	11	0	0	0	0	0	0	11
STARK	278	31	0	0	0	1	0	310
SUMMIT	4	0	0	0	0	0	0	4
TRUMBULL	61	13	0	0	0	0	0	74
TUSCARAWAS	18	1	0	0	0	0	0	19
UNION	44	0	0	0	0	0	0	44
VAN WERT	4	0	0	0	0	0	0	4
VINTON	8	0	0	0	0	0	0	8
WARREN	27	0	0	0	0	0	0	27
WASHINGTON	24	0	0	0	0	0	0	24
WAYNE	39	0	0	0	0	0	0	39
WILLIAMS	3	0	0	0	0	0	0	3
WOOD	61	0	0	0	0	0	5	66
WYANDOT	9	0	0	0	0	0	0	9
	3704	692	41	2	0	61	12	4512
MALE								
ADAMS	8	0	0	0	0	0	0	8
ALLEN	11	2	0	0	0	0	1	14
ASHLAND	27	0	0	0	0	0	0	27
ASHTABULA	139	5	0	0	0	1	0	145
ATHENS	18	3	0	0	0	0	0	21
AUGLAIZE	10	0	0	0	0	0	0	10
BELMONT	35	0	0	0	0	0	0	35
BROWN	12	0	0	0	0	0	0	12
BUTLER	41	0	0	0	0	0	0	41
CARROLL	20	0	0	0	0	0	0	20
CHAMPAIGN	29	2	0	0	0	0	1	31
CLARK	45	13	0	0	0	0	0	58
CLERMONT	116	0	0	0	0	0	0	116
COLUMBIANA	44	1	0	0	0	0	0	45
COSHOCTON	3	0	0	0	0	0	0	3
CRAWFORD	34	1	0	0	0	0	0	35
CUYAHOGA	171	130	3	0	0	0	0	304
DEFIANCE	10	0	4	0	0	0	0	14
DELAWARE	43	1	0	0	0	0	1	45
ERIE	39	7	0	0	0	0	0	46
FAIRFIELD	49	0	0	0	0	0	0	49
FAYETTE	22	0	0	0	0	0	0	22
FRANKLIN	85	31	0	0	0	0	0	116
FULTON	33	0	0	0	0	0	0	33
GALLIA	27	0	0	0	0	0	0	27
GEAUGA	55	0	0	0	0	0	0	55
GREENE	83	11	0	0	0	0	0	94
GUERNSEY	36	0	0	0	0	0	0	36
HAMILTON	281	158	0	0	0	46	4	489
HANCOCK	68	1	2	0	0	0	0	71
HARDIN	9	0	0	0	0	0	0	9
HENRY	1	0	0	0	0	0	0	1
HIGHLAND	18	0	0	0	0	0	0	18
HOCKING	51	0	0	0	0	0	0	51
HOLMES	14	0	0	0	0	0	0	14
HURON	15	1	0	0	0	0	0	16
JACKSON	29	0	0	0	0	0	0	29
KNOX	9	0	0	0	0	0	0	9
LAKE	63	2	0	0	0	1	0	66
LAWRENCE	53	1	0	0	0	0	0	54
LICKING	114	2	0	0	0	1	0	117

JUVENILE COURT STATISTICS 1979
 REPORT 03: SEX BY COUNTY BY RACE
 NO. OF YOUTH

UNRULY COMPLAINTS	WHITE	BLACK	HISPANIC	AM INDIAN	ASIAN	OTHER	NO DATA	TOTAL
MALE								
LOGAN	44	0	1	0	0	0	0	45
LORAIN	16	3	0	0	0	0	0	19
LUCAS	159	47	0	0	0	0	0	206
MADISON	37	1	0	0	0	0	0	38
MAHONING	288	11	0	0	0	0	0	299
MARION	98	8	0	0	0	0	0	106
MEDINA	19	0	0	0	0	0	0	19
MEIGS	13	0	0	0	0	0	0	13
MERCER	13	0	0	0	0	0	0	13
MIAMI	76	0	0	0	0	0	0	76
MONROE	4	0	0	0	0	0	0	4
MONTGOMERY	85	21	0	0	0	0	0	106
MORGAN	8	0	0	0	0	0	0	8
MORROW	24	0	0	0	0	0	0	24
MUSKINGUM	1	0	0	0	0	0	0	1
NOBLE	4	0	0	0	0	0	0	4
OTTAWA	8	0	0	0	0	0	0	8
PAULDING	1	0	0	0	0	0	0	1
PERRY	18	0	0	0	0	0	0	18
PICKAWAY	39	0	0	0	0	0	0	39
PIKE	31	0	0	0	0	0	0	31
PORTAGE	371	12	0	0	0	0	0	383
PREBLE	21	0	0	0	0	0	0	21
PUTNAM	5	0	0	0	0	0	0	5
RICHLAND	55	44	0	0	0	0	0	99
ROSS	37	2	0	0	0	0	0	39
SANDUSKY	23	0	0	0	0	0	0	23
SCIOTO	15	0	0	0	0	0	0	15
SENECA	48	0	0	0	0	0	0	48
SHELBY	16	0	0	0	0	0	0	16
STARK	223	0	0	0	0	0	0	223
SUMMIT	3	28	0	0	0	0	0	31
TRUMBULL	95	0	0	0	0	0	0	95
TUSCARAWAS	26	2	0	0	0	0	0	28
UNION	54	0	0	0	0	0	0	54
VAN WERT	4	0	0	0	0	0	0	4
VINTON	17	0	0	0	0	0	0	17
WARREN	21	0	0	0	0	0	0	21
WASHINGTON	15	0	0	0	0	0	0	15
WAYNE	47	0	0	0	0	0	0	47
WILLIAMS	6	0	0	0	0	0	0	6
WOOD	50	0	0	0	0	0	0	50
WYANDOT	10	0	0	0	0	0	0	10
	3920	541	289	13	0	156	15	4560
	7624	1233	69	3	0	156	27	9072

JUVENILE COURT STATISTICS 1979
REPORT 04: SEX BY COUNTY BY AGE *
NO. OF YOUTH

DELINQUENT & UNRULY COMPLAINTS

	8 AND UNDER	9	10	11	12	13	14	15	16	17	18	19 AND OVER	NO DATA	TOTAL
FEMALE														
ADAMS	0	0	0	0	0	0	0	0	1	2	0	0	0	3
ALLEN	0	0	0	0	0	0	2	2	0	0	0	0	0	5
ASHLAND	0	0	0	0	0	0	1	3	3	0	0	0	0	7
ASHTABULA	0	0	0	0	0	0	6	8	3	3	1	0	0	22
ATHENS	0	0	0	0	0	0	1	2	0	0	0	0	0	4
AUGLAIZE	0	0	0	0	0	0	0	0	1	0	0	0	0	2
BELMONT	0	0	0	0	0	0	1	1	1	1	0	0	0	5
BROWN	0	0	0	0	0	0	0	1	0	0	0	0	0	2
BUTLER	0	0	0	0	0	1	3	12	18	1	0	0	0	44
CARROLL	0	0	0	0	0	0	0	0	0	0	0	0	0	1
CHAMPAIGN	0	0	0	0	0	0	1	4	4	3	0	0	0	12
CLARK	0	0	0	0	0	5	3	2	4	2	0	0	0	16
CLERMONT	0	0	0	0	1	1	1	8	5	2	0	0	0	16
COLUMBIANA	0	0	0	0	0	0	2	1	2	0	0	0	0	5
COSHOCTON	0	0	0	0	0	0	1	1	0	0	0	0	0	2
CRAWFORD	0	0	0	0	0	0	0	1	1	3	0	0	0	4
CUYAHOGA	0	0	0	1	0	6	6	9	4	5	0	0	0	31
DEFIANCE	0	0	0	0	0	0	1	0	0	1	0	0	0	1
DELAWARE	0	0	0	0	0	1	1	1	2	0	0	0	0	5
ERIE	0	0	0	0	0	0	2	8	1	1	0	0	0	11
FAIRFIELD	0	0	0	0	0	0	0	2	1	1	0	0	0	4
FAYETTE	0	0	0	0	0	0	1	1	2	0	0	0	0	3
FRANKLIN	0	0	0	0	0	5	4	2	9	8	0	0	0	47
FULTON	0	0	0	0	0	1	2	1	1	0	0	0	0	6
GALLIA	0	0	0	0	0	0	0	1	0	0	0	0	0	1
GEAUGA	0	0	0	0	0	0	0	1	2	4	0	0	0	7
GREENE	0	0	0	0	0	0	0	4	2	4	0	0	0	10
GUERNSEY	0	0	0	0	0	5	1	3	2	2	0	0	0	13
HAMILTON	0	0	0	1	5	24	4	3	2	1	0	0	0	161
HANCOCK	0	0	0	0	0	1	1	0	0	0	0	0	0	2
HARDIN	0	0	0	0	0	0	0	0	0	0	0	0	0	1
HIGHLAND	0	0	0	0	0	0	0	2	2	0	0	0	0	3
HOCKING	0	0	0	0	0	1	1	5	5	1	3	0	0	16
JACKSON	0	0	0	0	1	0	2	1	3	0	0	0	0	7
KNOX	0	0	0	0	0	0	0	0	0	0	0	0	0	1
LAKE	0	0	0	0	0	2	8	7	12	6	0	0	0	36
LAWRENCE	0	0	0	0	1	0	0	3	1	2	0	0	0	6
LUCKING	0	0	0	0	1	1	2	5	1	1	0	0	0	16
LOGAN	0	0	0	0	0	0	0	0	0	1	0	0	0	1
LORAIN	0	0	0	0	0	0	0	1	2	0	0	0	0	3
LUCAS	0	0	0	0	2	6	23	33	36	13	1	1	0	115
MADISON	0	0	0	0	0	0	0	3	2	0	0	0	0	6
MAHONING	0	0	0	0	0	0	0	0	1	0	0	0	0	1
MARION	0	0	0	0	0	1	3	9	2	0	0	0	0	17
MEDINA	0	0	0	0	0	0	1	1	2	2	0	0	0	4
MEIGS	0	0	0	0	0	0	1	1	0	0	0	0	0	2
MIAMI	0	0	0	0	0	1	4	9	9	4	0	0	0	27
MONROE	0	0	0	0	0	0	0	0	0	0	0	0	0	1
MONTGOMERY	0	0	0	0	2	3	10	14	10	5	1	0	0	45
MORGAN	0	0	0	0	0	0	0	1	3	0	0	0	0	4
MORRIS	0	0	0	0	0	0	0	0	1	1	0	0	0	2
MUSKINGUM	0	0	0	0	0	0	0	0	1	1	0	0	0	2
OTTAWA	0	0	0	0	0	0	0	0	0	0	0	0	0	0
PAULDING	0	0	0	0	0	0	0	0	0	0	0	0	0	0
PERRY	0	0	0	0	0	0	1	0	0	0	0	0	0	1
PICKAWAY	0	0	0	0	0	2	2	4	4	1	0	0	0	12
PORTAGE	0	0	0	0	1	0	0	0	0	0	0	0	0	1
PREBLE	0	0	0	0	0	0	0	1	0	0	0	0	0	1
RICHLAND	0	0	0	0	0	3	7	9	1	0	0	0	0	21
ROSS	0	0	0	0	0	0	2	0	1	2	0	0	0	4
SANDUSKY	0	0	0	0	0	0	0	0	1	0	0	0	0	1
SCIOTO	0	0	0	0	0	0	1	4	0	5	0	0	0	10
SENECA	0	0	0	0	0	0	4	4	3	0	0	0	0	16
SHELBY	0	0	0	0	0	1	2	2	0	1	0	0	0	6

*Cuyahoga County failed to submit data for November and December, 1979.

JUVENILE COURT STATISTICS 1979
REPORT 04: SEX BY COUNTY BY AGE
NO. OF YOUTH

DELINQUENT & UNRULY COMPLAINTS

	8 AND UNDER	9	10	11	12	13	14	15	16	17	18	19 AND OVER	NO DATA	TOTAL
FEMALE														
STARK	0	1	1	0	2	12	15	15	17	21	0	0	0	84
SUMMIT	0	0	0	0	0	0	0	0	0	0	0	0	0	12
TRUMBULL	0	0	0	0	0	0	0	0	0	0	0	0	0	19
TUSCARAWAS	0	0	0	0	0	0	0	0	0	0	0	0	0	12
UNION	0	0	0	0	0	0	0	0	0	0	0	0	0	1
VAN WERT	0	0	0	0	0	0	0	0	0	0	0	0	0	3
VINTON	0	0	0	0	0	0	0	0	0	0	0	0	0	6
WARREN	0	0	0	0	0	0	0	0	0	0	0	0	0	1
WAYNE	0	0	0	0	0	0	0	0	0	0	0	0	0	7
WILLIAMS	0	0	0	0	0	0	0	0	0	0	0	0	0	2
WOOD	0	0	0	0	0	0	0	0	0	0	0	0	0	1
WYANDOT	0	1	1	2	18	91	205	299	232	139	13	1	1	1003
MALE														
ADAMS	0	0	0	0	0	0	0	1	0	0	0	0	0	1
ALLEN	0	0	0	0	0	0	0	0	0	0	0	0	0	9
ASHLAND	0	0	0	0	0	0	0	0	0	0	0	0	0	14
ASHTABULA	0	0	0	0	0	0	0	0	0	0	0	0	0	7
ATHENS	0	0	0	0	0	0	0	0	0	0	0	0	0	6
AUGLAIZE	0	0	0	0	0	0	0	0	0	0	0	0	0	13
BELMONT	0	0	0	0	0	0	0	0	0	0	0	0	0	7
BROWN	0	0	0	0	0	0	0	0	0	0	0	0	0	7
BUTLER	0	0	0	0	0	0	0	0	0	0	0	0	0	9
CARROLL	0	0	0	0	0	0	0	0	0	0	0	0	0	4
CHAMPAIGN	0	0	0	0	0	0	0	0	0	0	0	0	0	2
CLARK	0	0	0	0	0	0	0	0	0	0	0	0	0	3
CLERMONT	0	0	0	0	0	0	0	0	0	0	0	0	0	4
CLINTON	0	0	0	0	0	0	0	0	0	0	0	0	0	1
COLUMBIANA	0	0	0	0	0	0	0	0	0	0	0	0	0	1
CRAWFORD	0	0	0	0	0	0	0	0	0	0	0	0	0	1
CUYAHOGA	0	0	0	0	0	0	0	0	0	0	0	0	0	7
DEFIANCE	0	0	0	0	0	0	0	0	0	0	0	0	0	1
DELAWARE	0	0	0	0	0	0	0	0	0	0	0	0	0	1
ERIE	0	0	0	0	0	0	0	0	0	0	0	0	0	1
FAIRFIELD	0	0	0	0	0	0	0	0	0	0	0	0	0	1
FAYETTE	0	0	0	0	0	0	0	0	0	0	0	0	0	1
FRANKLIN	0	0	0	0	0	0	0	0	0	0	0	0	0	1
FULTON	0	0	0	0	0	0	0	0	0	0	0	0	0	1
GALLIA	0	0	0	0	0	0	0	0	0	0	0	0	0	1
GEAUGA	0	0	0	0	0	0	0	0	0	0	0	0	0	1
GREENE	0	0	0	0	0	0	0	0	0	0	0	0	0	1
GUERNSEY	0	0	0	0	0	0	0	0	0	0	0	0	0	1
HAMILTON	0	0	0	0	0	0	0	0	0	0	0	0	0	1
HANCOCK	0	0	0	0	0	0	0	0	0	0	0	0	0	1
HARDIN	0	0	0	0	0	0	0	0	0	0	0	0	0	1
HARRISON	0	0	0	0	0	0	0	0	0	0	0	0	0	1
HENRY	0	0	0	0	0	0	0	0	0	0	0	0	0	1
HIGHLAND	0	0	0	0	0	0	0	0	0	0	0	0	0	1
HOCKING	0	0	0	0	0	0	0	0	0	0	0	0	0	1
HURON	0	0	0	0	0	0	0	0	0	0	0	0	0	1
JACKSON	0	0	0	0	0	0	0	0	0	0	0	0	0	1
JEFFERSON	0	0	0	0	0	0	0	0	0	0	0	0	0	1
KNOX	0	0	0	0	0	0	0	0	0	0	0	0	0	1
LAKE	0	0	0	0	0	0	0	0	0	0	0	0	0	1
LAURENCE	0	0	0	0	0	0	0	0	0	0	0	0	0	1
LICKING	0	0	0	0	0	0	0	0	0	0	0	0	0	1
LOGAN	0	0	0	0	0	0	0	0	0	0	0	0	0	1
LORAIN	0	0	0	0	0	0	0	0	0	0	0	0	0	1
LUCAS	0	0	0	0	0	0	0	0	0	0	0	0	0	1
MADISON	0	0	0	0	0	0	0	0	0	0	0	0	0	1
MAHONING	0	0	0	0	0	0	0	0	0	0	0	0	0	1
MARION	0	0	0	0	0	0	0	0	0	0	0	0	0	1

JUVENILE COURT STATISTICS 1979
 REPORT 04: SEX BY COUNTY BY AGE
 NO. OF YOUTH

DELINQUENT & UNRULY COMPLAINTS

	8 AND UNDER	9	10	11.	12	13	14	15	16	17	18	19 AND OVER	NO DATA	TOTAL
MALE														
MEDINA	0	0	0	0	0	0	1	4	3	0	1	0	0	9
MEIGS	0	0	0	0	0	0	1	1	4	2	0	0	0	8
MERCER	0	0	0	0	0	0	1	0	0	0	0	0	0	1
MIAMI	0	0	0	0	2	7	13	18	15	6	2	0	0	63
MONROE	0	0	0	0	0	0	1	0	0	0	0	0	0	1
MONTGOMERY	0	0	1	2	4	5	14	27	27	16	2	0	0	98
MORGAN	0	0	0	0	0	0	0	1	2	0	0	0	0	3
MUSKINGUM	0	0	0	0	0	0	0	0	2	1	0	0	0	2
NOBLE	0	0	0	0	0	0	1	0	1	0	0	0	0	3
OTTAWA	0	0	0	0	0	0	1	4	1	0	0	0	0	7
PAULDING	0	0	0	0	0	0	0	0	1	0	0	0	0	1
PERRY	0	0	0	0	0	0	0	3	2	0	0	0	0	5
PICKAWAY	0	0	0	0	1	4	4	9	2	5	0	0	0	27
PIKE	0	0	0	0	0	1	0	0	4	1	0	0	0	6
PORTAGE	0	0	0	1	0	0	0	4	2	6	0	0	0	18
PREBLE	0	0	0	0	0	0	0	0	1	1	0	0	0	3
PUTNAM	0	0	0	0	0	0	0	0	0	1	0	0	0	4
RICHLAND	0	0	0	0	0	0	0	9	1	1	0	0	0	7
ROSS	0	0	0	0	0	0	0	5	1	2	0	0	0	3
SANDUSKY	0	0	0	0	0	0	0	2	2	1	0	0	0	7
SCIOTO	0	0	0	0	0	2	2	1	0	3	0	0	0	7
SENECA	0	0	0	1	3	1	1	3	1	10	0	0	0	33
SHELBY	0	0	0	0	0	0	0	2	6	3	0	0	0	13
STARK	0	2	0	3	5	12	13	29	38	35	4	0	0	141
SUMMIT	0	0	0	0	0	0	0	2	1	0	0	0	0	3
TRUMBULL	0	0	0	0	0	0	13	2	2	21	1	0	0	87
TUSCARAWAS	0	0	0	0	0	0	0	2	5	1	0	0	0	9
UNION	0	0	0	0	0	1	0	2	2	6	0	0	0	13
VAN WERT	0	0	0	0	0	0	3	3	4	6	0	0	0	16
VINTON	0	0	0	0	0	0	0	2	1	0	0	0	0	3
WARREN	0	0	0	0	0	3	0	5	11	10	1	0	0	30
WASHINGTON	0	0	0	0	0	1	0	2	2	2	0	0	0	7
WAYNE	0	0	0	0	0	2	6	5	8	9	0	0	0	31
WILLIAMS	0	0	0	0	1	0	0	8	7	0	0	0	0	4
WOOD	0	0	0	0	0	1	0	2	3	9	0	0	0	29
WYANDOT	1	4	8	0	0	0	0	2	3	2	0	0	0	7
	1	5	9	18	57	146	357	531	651	466	37	2	2	2279
					75	237	562	831	883	605	50	3	3	3282

JUVENILE COURT STATISTICS 1979
REPORT 04: SEX BY COUNTY BY AGE
NO. OF YOUTH

DELINQUENT COMPLAINTS

	8 AND UNDER	9	10	11	12	13	14	15	16	17	18	19 AND OVER	NO DATA	TOTAL
FEMALE														
ADAMS	0	0	0	0	1	0	1	1	1	0	0	1	0	5
ALLEN	0	0	0	0	3	3	13	20	20	31	8	0	0	100
ASHLAND	0	0	0	0	0	0	1	6	4	3	1	0	0	17
ASHTABULA	0	0	0	0	10	9	14	16	18	20	5	0	0	94
ATHENS	0	0	0	0	2	4	5	4	8	13	0	0	0	36
AUGLAIZE	0	2	0	0	1	2	2	5	9	6	2	0	0	28
BELMONT	0	0	0	0	2	2	5	5	9	5	0	0	0	33
BROWN	0	0	0	0	0	0	1	1	5	1	0	0	0	8
BUTLER	0	0	0	0	14	22	24	20	37	24	0	0	0	144
CARROLL	0	1	0	0	0	0	0	0	4	1	0	0	0	9
CHAMPAIGN	0	0	0	0	0	3	5	0	7	5	1	0	0	24
CLARK	0	3	1	0	9	16	25	4	50	29	0	0	0	184
CLERMONT	1	0	0	0	2	6	11	3	15	13	0	0	0	82
CLINTON	0	0	0	0	0	1	10	18	20	0	0	0	0	39
COLUMBIANA	0	0	0	0	0	0	12	18	29	18	0	0	0	83
COSHOCTON	0	0	0	0	0	0	3	3	2	0	0	0	0	5
CRAWFORD	0	0	0	0	0	0	3	3	2	0	0	0	0	10
CUYAHOGA	0	0	0	0	7	24	40	63	58	64	16	0	0	272
DARKE	0	0	0	0	1	0	1	3	4	5	0	0	0	14
DEFIANCE	0	0	0	0	0	3	5	3	4	7	0	0	0	25
DELAWARE	0	0	0	0	1	2	27	17	12	9	0	0	0	44
ERIE	0	0	0	0	8	6	27	39	38	31	3	0	0	156
FAIRFIELD	0	0	0	0	0	0	8	6	6	6	0	0	0	27
FAYETTE	0	0	0	0	0	0	3	3	3	0	0	0	0	18
FRANKLIN	0	3	4	2	16	38	83	100	127	154	10	0	0	538
FULTON	0	0	0	0	0	0	3	1	6	2	0	0	0	12
GALLIA	0	0	0	0	0	0	0	0	0	1	0	0	0	2
GEAUGA	0	0	0	0	0	0	0	7	18	13	4	0	0	49
GREENE	0	0	0	0	0	6	6	16	18	21	1	0	0	71
GUERNSEY	0	0	0	0	2	3	9	22	9	8	0	0	0	35
HAMILTON	0	3	4	5	19	42	79	128	165	167	17	0	17	646
HANCOCK	0	0	0	1	5	2	10	22	11	17	0	0	0	62
HARDIN	0	0	0	0	0	0	2	3	0	2	0	0	0	7
HARRISON	0	0	0	0	0	0	0	0	0	0	0	0	0	2
HENRY	0	0	0	0	0	0	1	0	3	3	0	0	0	5
HIGHLAND	0	0	0	0	0	0	6	2	10	4	0	0	0	27
HOCKING	0	0	0	0	0	0	2	1	8	9	0	0	0	38
HOLMES	0	0	0	0	0	0	4	4	1	2	0	0	0	44
HURON	0	0	0	0	0	0	4	4	10	4	0	0	0	33
JACKSON	0	0	0	0	0	0	3	2	4	6	0	0	0	16
JEFFERSON	0	0	0	0	0	0	1	2	2	8	0	0	0	69
KNOX	0	0	0	0	0	0	0	0	0	0	0	0	0	1
LAKE	1	1	1	1	2	3	5	9	9	9	1	0	0	41
LAWRENCE	0	0	0	1	2	5	8	5	8	9	0	0	0	36
LICKING	0	0	0	0	0	0	3	3	3	1	0	0	0	10
LOGAN	0	0	0	0	0	0	0	0	0	0	0	0	0	0
LORAIN	0	0	0	0	0	18	40	55	54	49	0	0	0	232
LUCAS	4	4	8	21	48	78	94	137	165	141	32	4	0	736
MADISON	0	0	0	0	0	0	4	5	0	5	0	0	0	15
MAHONING	0	0	0	0	0	0	6	1	5	4	2	0	0	21
MARION	0	0	0	0	0	5	8	15	12	14	0	0	0	60
MEDINA	0	0	0	0	0	12	14	19	12	18	0	0	0	86
MEIGS	0	0	0	0	0	0	2	3	4	3	0	0	0	12
MERCER	0	0	0	0	0	0	1	4	5	5	0	0	0	17
MIAMI	0	0	0	0	0	5	12	16	18	29	0	0	0	86
MONROE	0	0	0	0	2	2	0	0	1	1	0	0	0	5
MONTGOMERY	0	0	1	3	4	12	22	48	62	56	10	2	0	221
MORGAN	0	0	0	0	0	0	2	1	0	1	0	0	0	4
MORRISON	0	0	0	0	0	0	1	4	0	4	0	0	0	15
MUSKINGUM	0	0	0	0	0	0	10	5	12	12	1	0	0	44
OTTAWA	0	0	0	0	0	2	5	7	3	8	1	0	0	28
PAULDING	0	0	0	0	0	0	1	2	3	1	0	0	0	10
PERRY	0	0	0	0	0	3	2	3	3	8	0	0	0	17
PICKAWAY	0	0	0	0	0	3	5	3	2	5	0	0	0	18

JUVENILE COURT STATISTICS 1979
 REPORT 04: SEX BY COUNTY BY AGE
 NO. OF YOUTH

DELINQUENT COMPLAINTS

	8 AND UNDER	9	10	11	12	13	14	15	16	17	18	19 AND OVER	NO DATA	TOTAL
FEMALE														
PIKE	0	0	0	0	0	0	1	3	2	1	0	0	0	7
PORTAGE	0	0	0	0	3	8	13	21	30	34	2	0	0	111
PREBLE	0	0	0	0	0	1	0	1	2	4	1	0	0	9
PUTNAM	0	0	0	0	0	0	1	7	7	12	1	0	0	28
RICHLAND	0	0	0	1	1	3	4	9	20	12	2	0	0	52
ROSS	0	0	0	4	2	2	3	9	9	3	4	0	0	36
SANDUSKY	0	0	0	0	0	8	2	4	6	14	1	0	0	29
SCIOTO	0	0	1	0	0	2	1	2	2	4	0	0	1	13
SENECA	0	0	2	0	0	1	9	12	6	2	0	0	0	23
SHELBY	0	0	0	2	1	4	10	12	7	1	2	0	0	51
STARK	1	3	5	9	4	3	3	51	25	4	9	1	10	106
SUMMIT	3	3	5	9	4	10	20	24	24	19	9	1	10	106
TRUMBULL	1	0	0	0	1	3	8	8	12	2	0	0	0	37
TUSCARAWAS	0	0	0	0	1	1	1	7	6	2	0	0	0	16
UNION	0	0	0	0	0	0	0	4	4	3	0	0	0	16
VAN HERT	0	0	0	0	0	0	0	3	2	0	0	0	0	14
VINTON	0	0	0	0	2	5	5	3	2	0	0	0	0	27
WARREN	3	0	0	3	8	2	4	6	5	5	9	2	1	24
WASHINGTON	0	0	0	0	1	1	2	3	6	13	1	0	0	27
WAYNE	0	1	0	1	0	2	4	12	16	15	2	0	0	53
WILLIAMS	0	0	0	1	1	0	1	6	0	5	1	0	0	15
WOOD	0	0	0	1	1	5	10	21	14	16	3	0	2	73
WYANDOT	1	2	0	0	0	1	1	2	3	2	1	0	0	10
	15	24	45	104	304	618	1093	1540	1755	1702	220	12	62	7494
MALE														
ADAMS	0	0	0	1	1	3	8	11	17	19	3	0	0	63
ALLEN	0	2	3	10	12	21	38	57	73	74	24	0	0	314
ASHLAND	0	2	2	1	5	7	13	20	16	35	3	0	0	102
ASHTABULA	0	5	9	9	21	24	42	57	82	83	18	1	3	349
ATHENS	0	0	0	0	2	7	15	15	32	34	4	0	0	111
AUGLAIZE	0	1	2	2	5	5	12	17	27	44	3	0	0	119
BELMONT	0	0	0	2	4	11	12	22	21	42	6	0	0	121
BROWN	0	0	0	0	1	2	4	11	11	13	2	0	0	47
BUTLER	1	2	5	12	24	45	69	108	142	127	7	3	3	545
CARROLL	1	0	0	1	3	5	14	18	13	13	3	0	0	61
CHAMPAIGN	0	2	2	14	28	31	66	22	26	33	3	0	0	120
CLARK	0	0	0	0	0	21	66	69	130	136	21	0	0	508
CLERMONT	0	0	0	0	13	21	36	59	78	123	12	0	2	378
CLINTON	0	0	0	0	0	1	3	4	5	6	0	0	0	25
COLUMBIANA	0	0	3	10	10	13	29	63	57	68	8	0	0	253
COSHOCTON	0	0	0	0	4	12	16	14	13	25	3	0	0	121
CRAWFORD	0	0	0	0	0	0	0	0	0	0	0	0	0	0
CUYAHOGA	1	1	4	16	26	101	201	328	395	505	112	1	7	1698
DARKE	0	1	1	0	6	5	9	21	27	27	2	0	0	99
DEFIANCE	0	0	0	2	1	8	12	23	21	29	12	0	0	118
DELAWARE	2	2	3	0	5	12	17	27	30	38	3	0	0	138
ERIE	1	4	9	9	12	31	44	77	115	163	21	0	2	482
FAIRFIELD	0	0	0	0	3	3	10	21	18	30	9	0	0	94
FAYETTE	0	1	0	1	3	5	11	5	18	18	2	0	2	66
FRANKLIN	2	14	16	30	70	172	249	422	535	662	60	0	3	2235
FULTON	0	0	1	1	5	4	12	12	33	38	7	0	1	114
GALLIA	0	0	0	0	2	3	3	10	13	20	3	0	0	56
GEAUGA	0	0	1	2	4	9	31	35	54	63	7	3	7	216
GREENE	0	2	5	6	12	30	61	66	88	105	15	0	0	390
GUERNSEY	0	0	2	3	6	7	17	18	23	31	2	0	0	111
HAMILTON	5	11	25	53	102	214	369	588	693	858	120	7	36	3081
HANCOCK	2	2	5	1	7	12	29	44	63	68	8	0	1	242
HARDIN	0	0	0	1	1	4	7	6	18	15	1	0	0	53
HARRISON	0	0	0	1	0	2	2	6	5	8	3	0	0	28
HENRY	0	1	0	1	0	0	1	4	3	8	1	0	0	18
HIGHLAND	1	0	1	2	4	5	13	18	18	36	9	0	2	109
HOCKING	1	0	1	1	2	4	5	12	20	33	10	0	0	89

JUVENILE COURT STATISTICS 1979
REPORT 04: SEX BY COUNTY BY AGE
NO. OF YOUTH

DELINQUENT COMPLAINTS

	8 AND UNDER	9	10	11	12	13	14	15	16	17	18	19 AND OVER	NO DATA	TOTAL
MALE														
HOLMES	0	0	0	1	0	5	3	7	10	11	0	0	0	37
HURON	1	1	1	4	5	8	12	34	43	37	16	1	2	164
JACKSON	0	0	0	0	1	3	8	13	25	30	3	0	0	83
JEFFERSON	2	1	1	1	6	8	19	30	35	44	2	0	1	151
KNOX	2	0	0	1	5	10	5	10	27	21	3	0	1	84
LAKE	2	1	11	15	33	57	109	201	264	289	54	0	3	1039
LAWRENCE	0	1	1	4	8	10	24	37	51	52	3	0	1	192
LICKING	0	0	5	2	15	14	36	41	59	76	18	0	0	267
LOGAN	0	0	2	8	22	1	9	18	18	33	5	0	1	78
LORAIN	0	1	3	8	23	65	127	157	162	237	54	1	4	840
LUCAS	23	29	44	59	98	151	283	419	510	583	113	10	2	2320
MADISON	1	1	1	0	0	5	13	32	26	52	1	0	0	84
MAHONING	0	0	0	1	2	5	17	37	47	77	18	0	0	212
MARION	0	0	2	3	8	28	51	51	70	86	9	0	1	267
MEDINA	1	0	1	0	1	27	38	46	70	88	26	0	0	315
MEigs	0	0	0	0	0	2	5	16	22	30	4	0	0	88
MERCER	0	0	1	0	0	2	12	11	23	31	6	0	0	75
MIAMI	1	1	5	4	17	18	47	75	112	127	15	0	4	427
MONROE	1	0	0	0	1	0	1	1	2	6	5	0	0	16
MONTGOMERY	2	2	9	13	35	66	123	232	266	307	63	8	15	1141
MORGAN	0	0	0	0	1	2	1	5	9	11	0	0	1	30
MORROW	0	0	0	0	3	2	9	17	25	32	3	0	0	95
MUSKINGUM	1	0	0	1	2	4	22	22	50	57	3	0	0	162
NOBLE	0	0	0	0	1	1	3	3	5	5	1	0	0	19
OTTAWA	0	0	2	2	13	1	7	25	34	48	3	0	0	135
PAULDING	2	0	0	0	0	1	1	6	10	12	1	0	0	31
PERRY	2	0	1	0	2	1	4	8	6	17	1	0	0	42
PICKAWAY	0	0	2	0	0	5	12	27	41	42	7	0	0	141
PIKE	0	0	0	1	0	0	1	9	5	9	0	0	0	24
PORTAGE	0	0	0	0	2	24	35	58	130	182	12	0	0	444
PREBLE	0	0	0	2	1	2	7	10	14	16	1	0	0	51
PUTNAM	0	0	3	6	16	33	43	6	16	21	1	0	0	61
RICHLAND	0	1	2	6	15	15	43	71	72	88	16	0	1	331
ROSS	1	0	1	3	9	16	31	28	47	50	8	0	0	194
SANDUSKY	1	1	1	3	4	13	21	29	34	51	7	0	0	163
SCIOTO	0	0	1	3	6	13	18	18	27	32	10	0	0	124
SENECA	1	1	0	5	9	12	18	31	37	44	9	0	0	166
SHELBY	1	1	4	3	10	10	19	31	28	33	4	0	0	121
STARK	1	1	1	5	10	19	32	51	60	68	29	0	2	264
SUMMIT	0	0	0	3	7	10	19	32	39	44	9	0	0	173
TRUMBULL	0	0	0	3	7	10	19	32	39	44	9	0	0	173
TUSCARAWAS	0	0	0	3	7	10	19	32	39	44	9	0	0	173
UNION	0	0	0	1	1	5	1	6	13	17	7	0	0	48
VAN HERT	0	0	0	0	0	4	1	5	11	10	1	0	0	32
VINTON	0	0	0	0	0	0	0	0	0	0	0	0	0	0
WARREN	2	7	8	10	10	30	52	93	109	155	39	2	4	521
WASHINGTON	0	0	0	1	1	6	11	22	24	43	6	0	1	117
WAYNE	1	0	0	2	5	14	30	44	59	59	19	1	1	235
WILLIAMS	0	0	1	1	3	6	7	14	13	19	1	0	0	65
WOOD	0	2	0	1	9	12	31	37	59	84	10	0	3	250
WYANDOT	2	1	1	0	0	1	1	8	16	20	1	0	0	52
	102	152	280	465	976	1849	3370	5197	6769	8155	1225	39	175	28754
	117	176	325	569	1280	2467	4463	6737	8524	9857	1445	51	237	36248

JUVENILE COURT STATISTICS 1979
REPORT 04: SEX BY COUNTY BY AGE
NO. OF YOUTH

UNRULY COMPLAINTS

	8 AND UNDER	9	10	11	12	13	14	15	16	17	18	19 AND OVER	NO DATA	TOTAL
FEMALE														
ADAMS	0	0	0	0	0	0	0	0	1	2	0	0	0	3
ALLEN	0	0	0	0	0	0	0	0	1	2	0	0	0	3
ASHLAND	0	0	0	0	0	0	0	0	1	2	0	0	0	3
ASHTABULA	0	0	0	0	0	0	0	0	1	2	0	0	0	3
ATHENS	0	0	0	0	0	0	0	0	1	2	0	0	0	3
AUGLAIZE	0	0	0	0	0	0	0	0	1	2	0	0	0	3
BELMONT	0	0	0	0	0	0	0	0	1	2	0	0	0	3
BROWN	0	0	0	0	0	0	0	0	1	2	0	0	0	3
BUTLER	0	0	0	0	0	0	0	0	1	2	0	0	0	3
CARROLL	0	0	0	0	0	0	0	0	1	2	0	0	0	3
CHAMPAIGN	0	0	0	0	0	0	0	0	1	2	0	0	0	3
CLARK	0	0	0	0	0	0	0	0	1	2	0	0	0	3
CLERMONT	2	0	0	0	0	0	0	0	1	2	0	0	0	3
COLUMBIANA	0	0	0	0	0	0	0	0	1	2	0	0	0	3
COSHOCTON	0	0	0	0	0	0	0	0	1	2	0	0	0	3
CRAWFORD	1	0	0	0	0	0	0	0	1	2	0	0	0	3
CUYAHOGA	0	1	3	2	13	28	70	104	111	53	4	0	2	391
DEFIANCE	0	0	0	0	0	0	0	0	0	0	0	0	0	0
DELAWARE	0	0	0	0	0	0	0	0	0	0	0	0	0	0
ERIE	0	0	0	0	0	0	0	0	0	0	0	0	0	0
FAIRFIELD	0	0	0	0	0	0	0	0	0	0	0	0	0	0
FAYETTE	0	0	0	0	0	0	0	0	0	0	0	0	0	0
FRANKLIN	0	0	0	0	0	0	0	0	0	0	0	0	0	0
FULTON	1	0	0	0	0	0	0	0	0	0	0	0	0	1
GALLIA	0	0	0	0	0	0	0	0	0	0	0	0	0	0
GEAUGA	0	0	0	0	0	0	0	0	0	0	0	0	0	0
GREENE	0	0	0	0	0	0	0	0	0	0	0	0	0	0
GUERNSEY	2	0	0	0	0	0	0	0	0	0	0	0	0	2
HAMILTON	0	0	0	0	0	0	0	0	0	0	0	0	0	0
HANCOCK	0	0	0	0	0	0	0	0	0	0	0	0	0	0
HARDIN	0	0	0	0	0	0	0	0	0	0	0	0	0	0
HARRISON	0	0	0	0	0	0	0	0	0	0	0	0	0	0
HENRY	0	0	0	0	0	0	0	0	0	0	0	0	0	0
HIGHLAND	0	0	0	0	0	0	0	0	0	0	0	0	0	0
HOCKING	0	0	0	0	0	0	0	0	0	0	0	0	0	0
HOLMES	0	0	0	0	0	0	0	0	0	0	0	0	0	0
HURON	0	0	0	0	0	0	0	0	0	0	0	0	0	0
JACKSON	0	0	0	0	0	0	0	0	0	0	0	0	0	0
KNOX	0	0	0	0	0	0	0	0	0	0	0	0	0	0
LAKE	0	0	0	0	0	0	0	0	0	0	0	0	0	0
LAWRENCE	0	0	0	0	0	0	0	0	0	0	0	0	0	0
LICKING	0	0	0	0	0	0	0	0	0	0	0	0	0	0
LOGAN	1	0	0	0	0	0	0	0	0	0	0	0	0	1
LORAIN	0	0	0	0	0	0	0	0	0	0	0	0	0	0
LUCAS	0	0	0	0	0	0	0	0	0	0	0	0	0	0
MADISON	1	0	0	0	0	0	0	0	0	0	0	0	0	1
MAHONING	0	0	0	0	0	0	0	0	0	0	0	0	0	0
MARION	0	0	0	0	0	0	0	0	0	0	0	0	0	0
MEDINA	0	0	0	0	0	0	0	0	0	0	0	0	0	0
MEIGS	0	0	0	0	0	0	0	0	0	0	0	0	0	0
MERCER	0	0	0	0	0	0	0	0	0	0	0	0	0	0
MIAMI	0	0	0	0	0	0	0	0	0	0	0	0	0	0
MONROE	0	0	0	0	0	0	0	0	0	0	0	0	0	0
MONTGOMERY	0	0	0	0	0	0	0	0	0	0	0	0	0	0
MORGAN	0	0	0	0	0	0	0	0	0	0	0	0	0	0
MORROW	0	0	0	0	0	0	0	0	0	0	0	0	0	0
MUSKINGUM	0	0	0	0	0	0	0	0	0	0	0	0	0	0
NOBLE	0	0	0	0	0	0	0	0	0	0	0	0	0	0
OTTAWA	0	0	0	0	0	0	0	0	0	0	0	0	0	0
PAULDING	0	0	0	0	0	0	0	0	0	0	0	0	0	0
PERRY	0	0	0	0	0	0	0	0	0	0	0	0	0	0
PICKAWAY	0	0	0	0	0	0	0	0	0	0	0	0	0	0
PIKE	0	0	0	0	0	0	0	0	0	0	0	0	0	0
PORTAGE	0	0	1	2	4	18	32	27	45	38	0	0	0	167

JUVENILE COURT STATISTICS 1979
REPORT 04: SEX BY COUNTY BY AGE
NO. OF YOUTH

UNRULY COMPLAINTS

	8 AND UNDER	9	10	11	12	13	14	15	16	17	18	19 AND OVER	NO DATA	TOTAL
FEMALE														
PREBLE	0	0	0	0	0	1	0	8	2	6	1	0	0	18
PUTNAM	0	0	0	0	0	2	0	1	0	7	0	0	0	3
RICHLAND	0	0	0	0	0	6	8	14	12	0	0	0	0	49
ROSS	0	0	0	4	3	6	12	11	14	11	0	0	0	63
SANDUSKY	0	0	0	0	0	0	4	8	3	3	0	0	0	18
SCIOTO	0	0	0	0	0	0	0	15	10	10	0	0	0	25
SENECA	0	0	0	0	0	0	0	12	4	3	0	0	0	19
SHELBY	0	0	0	0	0	0	0	2	4	3	0	0	0	9
STARK	2	1	4	5	8	21	50	72	80	63	4	0	0	310
SUMMIT	2	0	0	0	0	4	0	0	1	0	0	0	0	4
TRUMBULL	0	0	0	0	0	4	9	16	24	0	1	0	0	74
TUSCARAWAS	0	0	0	0	0	0	3	5	3	8	0	0	0	19
UNION	0	0	0	0	0	7	8	13	8	7	0	0	1	44
VAN WERT	0	0	0	0	0	0	0	1	0	3	0	0	0	4
VINTON	0	0	0	0	0	1	4	1	0	2	0	0	0	8
WARREN	0	0	0	0	0	3	3	3	10	8	0	0	0	27
WASHINGTON	0	0	0	0	1	2	3	7	4	4	0	0	0	24
WAYNE	0	0	0	0	0	2	5	9	12	11	0	0	0	39
WILLIAMS	0	0	0	0	0	0	1	0	1	1	0	0	0	3
WOOD	0	0	0	0	2	7	11	17	12	12	2	1	0	66
WYANDOT	0	0	0	0	0	1	1	3	3	0	0	0	0	9
	16	4	15	48	115	372	782	1169	1139	768	63	4	17	4512
MALE														
ADAMS	0	1	0	1	0	0	0	3	3	0	0	0	0	8
ALLEN	0	0	0	0	0	0	1	2	6	4	0	0	0	14
ASHLAND	0	0	0	0	0	0	0	3	3	9	0	0	0	12
ASHTABULA	1	0	0	0	0	1	28	31	33	31	2	0	0	145
ATHENS	0	0	0	0	0	0	0	4	7	7	0	0	0	21
AUGLAIZE	0	0	0	0	0	0	0	0	0	4	0	0	0	10
BELMONT	0	0	0	0	0	0	0	7	6	0	0	0	0	13
BROWN	0	0	0	0	0	1	0	10	16	2	0	0	0	35
BUTLER	0	0	0	0	2	2	4	10	15	2	0	0	0	41
CARROLL	0	0	0	0	1	0	2	4	4	8	0	0	0	21
CHAMPAIGN	0	0	0	0	2	2	8	6	5	5	0	0	0	31
CLARK	0	1	1	0	3	4	7	14	15	1	1	0	0	58
CLERMONT	1	0	0	3	3	13	23	25	28	20	0	0	0	116
COLUMBIANA	0	0	0	0	1	4	0	10	13	14	0	0	0	45
COSHOCTON	0	0	0	0	2	0	0	3	2	1	0	0	0	8
CRAWFORD	0	0	0	1	1	2	3	9	11	8	0	0	0	35
CUYAHOGA	3	0	0	5	10	31	52	76	74	49	3	0	0	304
DEFIANCE	0	0	0	0	0	1	1	4	3	3	2	0	0	14
DELAWARE	0	0	0	0	0	1	6	10	10	15	0	0	0	45
ERIE	0	0	0	2	2	7	8	6	9	11	0	0	0	46
FAIRFIELD	0	0	1	1	3	2	10	9	12	10	0	0	0	49
FAYETTE	0	1	0	0	0	2	2	5	6	6	0	0	0	22
FRANKLIN	0	0	0	0	0	11	29	28	26	22	0	0	0	116
FULTON	0	0	2	0	1	0	5	6	11	7	1	0	0	33
GALLIA	0	0	0	0	1	0	4	6	10	6	0	0	0	27
GEAUGA	0	0	0	1	1	3	6	10	20	12	2	0	0	55
GREENE	0	2	2	1	1	12	13	18	25	18	1	0	0	94
GUERNSEY	0	0	0	0	0	4	6	6	11	8	0	0	0	36
HAMILTON	1	2	4	17	31	58	96	107	93	72	7	1	1	489
HANCOCK	0	0	0	1	1	3	11	14	17	22	2	0	0	71
HARDIN	0	0	0	0	2	0	2	3	3	1	0	0	0	9
HENRY	0	0	0	0	0	0	0	0	0	1	0	0	0	1
HIGHLAND	0	0	0	1	1	1	1	4	7	3	0	0	0	18
HOCKING	0	0	0	0	0	2	7	5	8	28	1	0	0	51
HOLMES	0	0	0	0	0	1	1	1	5	1	0	0	0	14
HURON	0	0	0	0	0	2	2	3	8	5	1	0	0	20
JACKSON	0	0	0	0	2	2	1	1	3	6	0	0	0	29
KNOX	0	0	0	0	1	1	1	1	1	2	0	0	0	9
LAKE	0	0	0	1	1	3	10	9	21	19	1	1	0	66

JUVENILE COURT STATISTICS 1979
 REPORT 04: SEX BY COUNTY BY AGE
 NO. OF YOUTH

UNRULY COMPLAINTS

	8 AND UNDER	9	10	11	12	13	14	15	16	17	18	19 AND OVER	NO DATA	TOTAL
MALE														
LAWRENCE	0	1	0	0	0	2	5	13	15	16	1	0	1	54
LICKING	4	2	1	4	6	4	11	15	29	38	3	0	0	117
LOGAN	0	0	0	0	1	3	1	12	15	13	0	0	0	45
LORAIN	0	0	0	0	0	1	2	6	3	6	0	0	0	20
LUCAS	0	1	0	5	10	16	29	52	69	29	2	1	0	214
MADISON	1	0	1	1	3	6	10	3	11	5	0	0	0	41
MAHONING	1	0	0	0	0	2	12	13	11	3	0	0	0	41
MARION	1	0	1	3	7	15	15	14	25	31	2	0	0	106
MEDINA	0	0	0	0	0	1	6	8	4	1	0	0	0	19
MEIGS	0	0	0	0	1	0	2	1	4	5	1	0	0	13
MERCER	1	1	1	0	1	2	5	1	2	0	0	0	0	13
MIAMI	1	0	0	1	2	6	8	13	31	19	2	0	0	84
MONROE	0	0	0	0	0	0	0	0	1	2	0	0	0	4
MONTGOMERY	0	0	2	2	3	4	17	28	28	20	1	0	0	107
MORGAN	0	0	0	0	0	0	0	2	3	2	1	0	0	8
MORROW	0	0	0	0	0	0	0	3	7	11	0	0	0	24
MUSKINGUM	0	0	0	0	0	0	0	1	0	0	0	0	0	1
NOBLE	0	0	0	0	0	1	0	0	2	0	0	0	0	4
OTTAWA	0	0	0	0	0	0	0	1	0	1	0	0	0	6
PAULDING	0	0	0	0	0	0	0	0	0	1	0	0	0	1
PERRY	0	0	0	0	1	0	4	0	8	8	1	0	0	18
PICKAWAY	0	0	1	0	2	3	5	9	6	1	0	0	0	39
PIKE	0	0	1	1	1	3	1	9	4	3	0	0	0	31
PORTAGE	6	4	5	12	3	35	48	59	98	115	1	0	1	384
PREBLE	0	0	0	0	0	1	0	0	7	10	0	0	0	21
PUTNAM	0	0	0	0	0	2	0	0	0	4	0	0	0	6
RICHLAND	0	0	1	1	1	4	9	12	12	16	1	0	0	56
ROSS	3	2	1	1	4	5	10	23	17	31	1	0	1	99
SANDUSKY	0	0	0	0	0	2	3	6	9	7	0	0	0	27
SCIOTO	0	0	0	0	0	1	2	5	5	2	0	0	0	15
SENECA	0	0	0	2	1	4	11	7	10	15	1	0	0	51
SHELBY	0	0	0	0	1	0	0	6	4	5	0	0	0	16
STARK	1	1	0	3	6	24	35	51	68	60	3	0	0	252
SUMMIT	0	0	0	0	0	0	0	1	0	2	0	0	0	3
TRUMBULL	0	0	0	0	2	5	14	26	41	28	1	0	0	117
TUSCARAWAS	0	0	1	0	2	0	1	8	4	8	2	0	0	26
UNION	0	0	0	0	1	2	6	12	17	17	0	0	0	55
VAN HERT	0	0	0	0	0	0	0	3	1	0	0	0	0	4
VINTON	0	0	0	0	0	0	1	3	9	4	0	0	0	17
WARREN	0	0	0	0	1	1	3	6	2	10	0	0	0	21
WASHINGTON	0	1	1	0	3	3	10	13	4	3	0	1	0	15
WAYNE	0	0	0	1	0	2	11	12	5	13	0	0	0	47
WILLIAMS	0	0	0	0	1	0	1	3	1	6	0	0	0	6
WOOD	0	0	0	0	0	3	1	1	17	8	1	0	0	54
WYANDOT	25	23	30	74	13	34	67	95	116	105	16	4	11	456
	41	27	45	122	251	720	1453	2125	2306	1823	123	8	28	9072

JUVENILE COURT STATISTICS 1979
 REPORT 05: SEX BY AGE BY RACE *
 NO. OF YOUTH

DELINQUENT & UNRULY COMPLAINTS

	WHITE	BLACK	HISPANIC	AM INDIAN	ASIAN	OTHER	NO DATA	TOTAL
FEMALE								
09	1	0	0	0	0	0	0	1
10	1	0	0	0	0	0	0	1
11	2	0	0	0	0	0	0	2
12	14	0	0	0	0	0	0	14
13	16	2	0	0	0	0	0	18
14	16	3	0	0	0	0	0	19
15	25	4	0	0	0	0	0	29
16	18	4	0	0	0	0	0	22
17	11	4	0	0	0	0	0	15
18	11	2	0	0	0	0	0	13
19 AND OVER	0	0	0	0	0	0	0	0
NO DATA	0	0	0	0	0	0	0	0
	803	183	5	0	1	6	5	1003
MALE								
08 AND UNDER	0	1	0	0	0	0	0	1
09	3	1	0	0	0	0	0	4
10	6	1	0	0	0	0	0	7
11	14	1	0	0	0	0	0	15
12	40	1	0	0	0	0	0	41
13	11	3	0	0	0	0	0	14
14	13	3	0	0	0	0	0	16
15	29	7	0	0	0	0	0	36
16	44	7	0	0	0	0	0	51
17	56	8	0	0	0	0	0	64
18	41	0	0	0	0	0	0	41
19 AND OVER	34	3	0	0	0	0	0	37
NO DATA	2	0	0	0	0	0	0	2
	1930	309	14	0	1	24	12	2270
	2733	492				50		3282

* Cuyahoga County failed to submit data for November and December, 1979.

JUVENILE COURT STATISTICS 1979
REPORT 05: SEX BY AGE BY RACE
NO. OF YOUTH

DELINQUENT COMPLAINTS	WHITE	BLACK	HISPANIC	AM INDIAN	ASIAN	OTHER	NO DATA	TOTAL
FEMALE								
08 AND UNDER	6	8	0	0	0	0	1	15
09	21	3	0	0	0	0	0	24
10	32	12	1	0	0	0	0	45
11	68	35	0	0	0	0	1	104
12	206	90	5	0	0	0	3	304
13	472	130	6	0	0	4	6	613
14	844	220	5	0	0	10	14	1093
15	1243	267	14	0	0	4	12	1540
16	1379	327	16	0	0	15	18	1755
17	1341	308	19	0	1	19	14	1702
18	168	50	1	0	0	0	1	220
19 AND OVER	9	3	0	0	0	0	0	12
NO DATA	39	13	0	0	0	0	10	62
	5828	1466	67	0	1	52	80	7494
MALE								
08 AND UNDER	80	18	1	0	0	1	2	102
09	108	42	1	0	0	0	1	152
10	202	69	4	0	0	3	2	280
11	344	114	1	0	0	5	1	465
12	757	196	6	0	0	11	6	976
13	1400	404	21	0	0	19	14	1849
14	2674	613	42	0	0	18	20	3370
15	4147	930	48	0	0	27	43	5197
16	5536	1090	63	2	0	27	49	6769
17	6689	1252	97	0	5	52	60	8155
18	992	199	15	0	1	9	9	1225
19 AND OVER	28	11	0	0	0	0	0	39
NO DATA	117	31	1	0	0	2	24	175
	23074	4969	300	2	14	164	231	28754
	28902	6435	367	2	15	216	311	36248

JUVENILE COURT STATISTICS 1979
 REPORT 05: SEX BY AGE BY RACE
 NO. OF YOUTH

UNRULY COMPLAINTS	WHITE	BLACK	HISPANIC	AM INDIAN	ASIAN	OTHER	NO DATA	TOTAL
FEMALE								
08 AND UNDER	14	2	0	0	0	0	0	16
09	10	0	0	0	0	0	0	10
10	10	0	0	0	0	0	0	10
11	40	0	0	0	0	0	0	40
12	84	2	0	0	0	3	0	89
13	296	2	0	0	0	5	1	304
14	628	1	6	0	0	8	1	638
15	979	1	6	0	0	11	4	991
16	931	1	14	0	0	18	2	956
17	650	103	6	0	0	8	3	760
18	51	12	0	0	0	8	1	62
19 AND OVER	3	1	0	0	0	0	0	4
NO DATA	14	3	0	0	0	0	0	17
	3704	692	41	2	0	61	12	4512
MALE								
08 AND UNDER	23	2	0	0	0	0	0	25
09	21	1	0	0	0	0	0	22
10	26	1	0	0	0	0	0	27
11	56	1	0	0	0	0	0	57
12	106	16	0	0	0	2	0	124
13	271	26	1	0	0	3	0	299
14	561	61	1	0	0	13	2	638
15	825	105	3	1	0	13	2	949
16	1020	132	8	0	0	15	3	1178
17	944	100	0	0	0	6	1	1051
18	55	3	0	0	0	2	4	64
19 AND OVER	4	0	0	0	0	0	0	4
NO DATA	8	2	0	0	0	0	0	10
	3920	541	28	1	0	55	15	4560
	7624	1233	69	3	0	116	27	9072

JUVENILE COURT STATISTICS 1979
 REPORT 06: SEX BY PARENTAL STATUS BY RACE *
 NO. OF YOUTH

DELINQUENT & UNRULY COMPLAINTS	WHITE	BLACK	HISPANIC	AM INDIAN	ASIAN	OTHER	NO DATA	TOTAL
FEMALE								
BOTH PARENTS DECEASED	4	2	0	0	0	0	0	6
FATHER DECEASED	34	16	0	0	0	0	0	40
LEGALLY SEPARATED	28	14	0	0	0	0	0	42
MARRIED	349	28	0	0	0	1	4	385
MOTHER DECEASED	20	1	0	0	0	0	0	21
PARENTS DIVORCED	283	53	0	0	1	3	0	342
OTHERS	16	34	0	0	0	0	0	50
NO DATA	69	45	0	0	0	2	1	117
	803	183	5	0	1	6	5	1003
MALE								
BOTH PARENTS DECEASED	6	2	0	0	0	0	0	8
FATHER DECEASED	111	18	0	0	0	2	0	131
LEGALLY SEPARATED	51	28	0	0	0	2	0	81
MARRIED	865	69	5	0	0	4	0	943
MOTHER DECEASED	23	7	1	0	0	1	0	32
PARENTS DIVORCED	672	78	3	0	0	4	1	758
OTHERS	31	27	0	0	0	0	0	58
NO DATA	171	80	0	0	0	11	6	268
	1930	309	9	0	0	24	17	2279
	2733	492	14	0	1	30	12	3282

* Cuyahoga County failed to submit data for November and December, 1979.

JUVENILE COURT STATISTICS 1979
 REPORT 06: SEX BY PARENTAL STATUS BY RACE
 NO. OF YOUTH

DELINQUENT COMPLAINTS	WHITE	BLACK	HISPANIC	AM INDIAN	ASIAN	OTHER	NO DATA	TOTAL
FEMALE								
BOTH PARENTS DECEASED	24	15	1	0	0	1	0	41
FATHER DECEASED	251	79	4	0	0	1	0	335
LEGALLY SEPARATED	156	115	2	0	0	1	0	274
MARRIED	2695	347	35	0	0	23	5	3106
MOTHER DECEASED	68	27	20	0	0	13	0	97
PARENTS DIVORCED	1504	310	30	0	0	13	4	1851
OTHERS	59	151	0	0	0	1	0	214
NO DATA	1071	422	67	0	0	12	71	1576
	5828	1466			1	52	80	7494
MALE								
BOTH PARENTS DECEASED	78	40	2	0	0	2	1	123
FATHER DECEASED	991	287	18	0	0	3	1	1301
LEGALLY SEPARATED	553	427	10	0	1	3	2	996
MARRIED	11590	1261	175	0	1	83	40	13160
MOTHER DECEASED	299	100	7	0	0	1	0	407
PARENTS DIVORCED	5751	1132	79	0	0	31	14	7009
OTHERS	244	493	3	0	0	7	0	750
NO DATA	3568	1229	6	0	0	34	173	5008
	23074	4969	300	0	14	164	231	28754
	28902	6435	367	2	15	216	311	36248

JUVENILE COURT STATISTICS 1979
 REPORT 06: SEX BY PARENTAL STATUS BY RACE
 NO. OF YOUTH

UNRULY COMPLAINTS

	WHITE	BLACK	HISPANIC	AM INDIAN	ASIAN	OTHER	NO DATA	TOTAL
FEMALE								
BOTH PARENTS DECEASED	12	9	1	0	0	1	0	23
FATHER DECEASED	199	37	3	0	0	4	0	243
LEGALLY SEPARATED	105	82	4	0	0	4	0	195
MARRIED	1566	138	13	1	0	12	2	1737
MOTHER DECEASED	61	12	1	0	0	0	0	74
PARENTS DIVORCED	1329	211	13	1	0	9	1	1564
OTHERS	57	74	0	0	0	0	0	131
NO DATA	375	129	1	0	0	31	9	545
	3704	692	41	2	0	61	12	4512
MALE								
BOTH PARENTS DECEASED	21	10	1	0	0	0	0	32
FATHER DECEASED	210	32	2	0	0	4	0	248
LEGALLY SEPARATED	123	59	4	0	0	3	0	189
MARRIED	1869	114	16	1	0	11	4	2013
MOTHER DECEASED	64	10	0	0	0	2	0	76
PARENTS DIVORCED	1336	164	4	0	0	10	1	1515
OTHERS	57	53	1	0	0	2	10	113
NO DATA	240	99	0	0	0	2	1	342
	3920	541	28	1	0	25	15	4560
	7624	1233	69	3	0	116	27	9072

JUVENILE COURT STATISTICS 1979
REPORT 07: SEX BY IN SCHOOL BY AGE *
NO. OF YOUTH

DELINQUENT & UNRULY COMPLAINTS															TOTAL
FEMALE		8 AND UNDER	9	10	11	12	13	14	15	16	17	18	19 AND OVER	NO DATA	
IN SCHOOL		0	1	1	2	17	88	186	261	188	104	9	0	1	858
NOT IN SCHOOL		0	0	0	0	1	1	12	23	35	31	3	1	0	107
NO DATA		0	1	1	2	18	91	205	299	232	139	13	1	1	38
															1003
MALE		8 AND UNDER	9	10	11	12	13	14	15	16	17	18	19 AND OVER	NO DATA	TOTAL
IN SCHOOL		1	4	7	14	49	138	324	474	532	348	24	1	1	1917
NOT IN SCHOOL		0	0	1	0	3	2	22	35	96	98	11	1	1	289
NO DATA		1	5	9	16	57	146	357	532	651	466	37	3	3	2279
															3202
DELINQUENT COMPLAINTS															TOTAL
FEMALE		8 AND UNDER	9	10	11	12	13	14	15	16	17	18	19 AND OVER	NO DATA	
IN SCHOOL		14	24	44	99	293	590	1018	1393	1440	1246	113	5	45	6324
NOT IN SCHOOL		0	0	0	0	2	7	30	68	224	367	91	1	2	796
NO DATA		15	24	45	104	304	618	1093	1540	1755	1702	220	12	62	374
															7494
MALE		8 AND UNDER	9	10	11	12	13	14	15	16	17	18	19 AND OVER	NO DATA	TOTAL
IN SCHOOL		95	146	269	446	910	1725	3117	4680	5742	5992	665	6	116	23909
NOT IN SCHOOL		3	1	0	4	15	40	84	238	682	1747	479	24	21	3338
NO DATA		102	152	280	465	976	1849	3370	5197	6769	8155	1225	39	38	1507
															28754
UNRULY COMPLAINTS															TOTAL
FEMALE		8 AND UNDER	9	10	11	12	13	14	15	16	17	18	19 AND OVER	NO DATA	
IN SCHOOL		14	4	15	47	109	338	712	1035	984	620	40	0	16	3934
NOT IN SCHOOL		2	0	0	0	1	16	35	72	103	123	16	2	0	370
NO DATA		16	4	15	46	115	372	732	1169	1139	768	63	4	17	208
															4512
MALE		8 AND UNDER	9	10	11	12	13	14	15	16	17	18	19 AND OVER	NO DATA	TOTAL
IN SCHOOL		23	23	28	71	127	331	618	881	1034	864	35	1	10	4046
NOT IN SCHOOL		2	0	0	2	5	11	23	22	88	164	21	3	0	350
NO DATA		25	23	30	74	136	348	671	956	1167	1055	60	4	11	164
															4560
															9072

* Cuyahoga County failed to submit data for November and December, 1979.

JUVENILE COURT STATISTICS 1979
 REPORT 08: SEX BY LAST GRADE BY AGE *
 NO. OF YOUTH

DELINQUENT & UNRULY COMPLAINTS

	8 AND UNDER	9	10	11	12	13	14	15	16	17	18	19 AND OVER	NO DATA	TOTAL
FEMALE														
02	0	1	0	0	0	0	0	0	0	0	0	0	0	1
05	0	0	0	2	3	3	1	0	0	0	0	0	0	9
06	0	0	1	0	10	29	12	7	1	0	0	0	0	60
07	0	0	0	0	4	32	57	26	5	0	0	0	0	124
08	0	0	0	0	1	26	81	112	33	7	0	0	0	260
09	0	0	0	0	0	0	52	110	81	25	3	1	0	272
10	0	0	0	0	0	1	0	34	82	48	4	0	0	178
11	0	0	0	0	0	0	2	3	25	33	4	0	0	75
12	0	0	0	0	0	0	0	0	1	1	2	0	0	1
OVER 12	0	0	0	0	0	0	0	0	0	1	0	0	0	1
NO DATA	0	1	1	2	18	91	205	299	232	139	13	1	1	1003
MALE														
01	1	0	0	0	0	0	0	0	0	0	0	0	0	1
02	0	1	1	0	0	0	0	0	0	0	0	0	0	2
03	0	1	2	0	1	2	0	0	0	0	0	0	0	5
04	0	1	1	0	0	2	0	0	0	0	0	0	0	17
05	0	1	1	0	0	5	0	0	0	0	0	0	0	32
06	0	0	0	0	1	4	3	16	2	0	0	0	0	127
07	0	0	0	0	2	20	39	69	1	0	0	0	0	320
08	0	0	0	0	17	38	94	179	108	4	0	0	0	493
09	0	0	0	0	4	30	143	188	189	28	1	0	0	590
10	0	0	0	0	0	2	66	68	255	73	6	0	0	435
11	0	0	0	0	0	1	3	1	72	150	14	0	0	240
12	0	0	0	0	0	0	0	0	2	32	5	2	0	41
NO DATA	0	0	0	0	1	2	4	10	12	13	1	0	0	43
	1	4	8	16	57	146	357	532	651	466	37	2	2	2279
	1	5	9	18	75	237	562	831	883	605	50	3	3	3282

* Cuyahoga County failed to submit data for November and December, 1979.

JUVENILE COURT STATISTICS 1979
 REPORT 08: SEX BY LAST GRADE BY AGE
 NO. OF YOUTH

DELINQUENT COMPLAINTS

	8 AND UNDER	9	10	11	12	13	14	15	16	17	18	19 AND OVER	NO DATA	TOTAL
FEMALE														
00	0	0	0	0	0	0	0	0	0	1	0	0	0	1
01	2	0	0	1	0	0	0	0	1	0	0	0	0	4
02	8	3	0	0	0	0	0	0	0	0	0	0	1	12
03	1	14	12	3	0	1	0	0	0	0	0	0	1	32
04	0	2	18	20	13	3	1	0	1	0	0	0	0	58
05	0	0	8	24	16	14	1	2	2	2	0	0	3	144
06	1	0	1	2	13	13	4	11	2	2	0	0	5	360
07	1	0	0	3	76	28	25	108	1	1	0	0	5	777
08	0	0	2	2	10	15	47	37	1	2	0	0	4	1249
09	0	0	1	2	2	15	26	64	5	2	2	1	10	1669
10	0	0	0	0	0	2	16	32	8	4	4	1	6	1583
11	1	0	0	2	0	0	3	27	2	6	8	0	9	1062
12	0	0	0	0	0	0	1	1	1	2	5	0	0	32
OVER 12	0	0	0	0	0	0	0	0	0	0	0	0	0	1
NO DATA	1	2	0	2	7	1	3	4	5	8	1	0	18	279
	15	24	45	104	304	618	1093	1540	1755	1702	220	12	62	7494
MALE														
00	2	0	0	0	1	0	1	0	0	1	0	0	0	5
01	27	3	2	0	0	1	0	0	3	1	0	0	1	38
02	39	3	8	5	0	1	1	1	1	2	0	0	1	98
03	14	65	53	24	5	1	2	0	1	0	0	0	2	167
04	1	28	111	139	47	14	2	0	0	0	0	0	4	346
05	0	4	74	168	254	91	13	6	3	1	1	0	5	620
06	0	3	8	92	371	54	24	72	17	13	3	0	8	1368
07	0	1	1	19	225	71	103	423	112	47	8	1	12	2592
08	2	2	9	7	33	379	133	1574	704	323	39	1	22	4427
09	1	1	4	2	4	53	60	2085	2085	1128	121	2	18	6090
10	1	0	1	1	2	7	49	830	258	2474	251	8	32	6237
11	1	0	1	1	3	0	5	39	976	2852	426	7	24	4335
12	0	0	0	0	2	0	0	3	64	998	315	17	8	1412
OVER 12	0	0	0	0	0	0	0	0	1	5	1	0	0	7
NO DATA	12	5	8	7	29	49	87	164	2	310	60	3	38	1012
	102	152	280	465	976	1849	3370	5197	6769	8155	1225	39	175	28754
	117	176	325	569	1280	2467	4463	6737	8524	9857	1445	51	237	36248

JUVENILE COURT STATISTICS 1979
 REPORT 08: SEX BY LAST GRADE BY AGE
 NO. OF YOUTH

UNRULY COMPLAINTS	8 AND UNDER	9	10	11	12	13	14	15	16	17	18	19 AND OVER	NO DATA	TOTAL
FEMALE														
00	1	0	0	0	0	0	0	0	0	0	0	0	0	1
01	6	0	0	0	0	0	0	0	0	0	0	0	0	6
02	2	0	0	0	0	0	0	0	0	0	0	0	0	2
03	1	1	5	1	3	0	0	0	0	0	0	0	0	3
04	1	0	5	1	3	0	0	0	0	0	0	0	0	8
05	0	2	2	2	2	1	0	0	0	0	0	0	0	22
06	0	0	0	1	5	1	0	1	3	1	0	0	0	70
07	0	0	1	1	2	1	2	7	2	1	0	0	0	23
08	1	0	1	0	2	8	3	3	10	3	4	0	0	49
09	0	1	1	0	1	2	5	7	10	6	0	0	0	49
10	1	0	0	0	0	0	1	5	2	6	0	0	0	11
11	0	0	0	1	0	1	0	5	1	6	3	0	0	11
12	0	0	0	0	0	0	0	0	1	2	2	0	0	4
NO DATA	3	0	0	0	0	0	0	0	1	2	2	0	0	4
	16	4	15	48	115	372	782	1169	1159	768	63	4	17	4512
MALE														
00	2	0	0	0	0	0	0	0	0	0	0	0	0	2
01	6	0	0	0	0	0	0	0	0	0	0	0	0	6
02	0	0	0	0	0	0	0	0	0	0	0	0	0	0
03	0	1	8	3	2	1	0	0	0	0	0	0	0	11
04	0	0	8	3	2	1	0	0	0	0	0	0	0	24
05	0	0	1	2	1	6	0	0	0	0	0	0	0	53
06	0	0	0	5	4	1	1	0	0	0	0	0	0	11
07	1	0	0	1	5	1	6	2	0	0	0	0	0	27
08	2	0	0	2	18	13	11	9	2	3	0	0	0	48
09	0	0	0	1	2	6	7	3	1	5	0	0	0	85
10	1	0	0	0	1	4	1	7	3	7	2	0	0	107
11	1	0	0	0	0	0	0	8	4	1	1	1	1	93
12	0	0	0	0	0	0	0	0	2	3	1	1	1	48
NO DATA	3	0	0	0	5	5	1	4	6	9	1	2	1	11
	25	23	30	74	136	348	671	956	1167	1823	123	4	11	4560
	41	27	45	122	251	729	1453	2125	2306	1823	123	8	28	9072

JUVENILE COURT STATISTICS 1979
 REPORT 09: SEX BY LIVING WITH BY AGE *
 NO. OF YOUTH

DELINQUENT & UNRULY COMPLAINTS	8 AND UNDER	9	10	11	12	13	14	15	16	17	18	19 AND OVER	NO DATA	TOTAL
FEMALE														
AUNT/UNCLE	0	0	0	0	0	1	0	3	1	0	0	0	0	5
FATHER	0	0	0	0	1	1	3	12	8	4	1	0	1	31
GRANDPARENTS	0	0	0	0	1	2	4	3	0	3	0	0	0	13
GUARDIAN	0	0	0	0	0	0	1	3	2	0	0	0	0	8
MOTHER	0	0	0	0	0	3	6	9	7	3	0	0	0	30
PARENTS	0	0	0	0	0	2	6	10	8	6	1	0	0	37
PRIVATE FACILITIES	0	0	0	0	0	2	6	10	8	6	1	0	0	37
PUBLIC INSTITUTION	0	0	0	0	0	2	6	10	8	6	1	0	0	37
SIBLINGS	0	0	0	0	0	2	6	10	8	6	1	0	0	37
SPOUSE/OTHER RELATIVE	0	0	0	0	0	2	6	10	8	6	1	0	0	37
STEPPARENTS	0	0	0	0	0	2	6	10	8	6	1	0	0	37
NO DATA	0	0	0	0	0	2	6	10	8	6	1	0	0	37
MALE														
AUNT/UNCLE	0	0	0	0	1	0	0	3	4	3	0	0	0	11
FATHER	0	0	0	0	1	1	2	3	3	2	0	0	0	13
GRANDPARENTS	0	0	0	0	1	2	5	9	7	5	1	0	0	33
GUARDIAN	0	0	0	0	1	2	5	9	7	5	1	0	0	33
MOTHER	0	0	0	0	1	2	5	9	7	5	1	0	0	33
PARENTS	0	0	0	0	1	2	5	9	7	5	1	0	0	33
PRIVATE FACILITIES	0	0	0	0	1	2	5	9	7	5	1	0	0	33
PUBLIC INSTITUTION	0	0	0	0	1	2	5	9	7	5	1	0	0	33
SIBLINGS	0	0	0	0	1	2	5	9	7	5	1	0	0	33
STEPPARENTS	0	0	0	0	1	2	5	9	7	5	1	0	0	33
NO DATA	0	0	0	0	1	2	5	9	7	5	1	0	0	33
	1	5	9	10	18	23	56	83	88	69	50	3	3	328

* Cuyahoga County failed to submit data for November and December, 1979.

JUVENILE COURT STATISTICS 1979
REPORT 09: SEX BY LIVING WITH BY AGE
NO. OF YOUTH

DELINQUENT COMPLAINTS

	8 AND UNDER	9	10	11	12	13	14	15	16	17	18	19 AND OVER	NO DATA	TOTAL
FEMALE														
AUNT/UNCLE	0	0	0	1	1	1	6	6	14	11	2	0	1	43
FATHER	0	0	0	1	1	2	3	7	8	4	0	0	0	28
GRANDPARENTS	0	0	2	1	3	5	10	19	27	17	2	0	0	86
GUARDIAN	0	0	1	0	3	5	13	22	17	21	2	0	0	86
MOTHER	6	9	20	4	12	21	33	43	44	42	5	1	19	219
PARENTS	7	6	17	4	11	27	47	68	78	80	9	5	20	333
PRIVATE FACILITIES	0	0	0	1	5	6	24	49	65	74	20	0	1	244
PUBLIC INSTITUTION	0	0	0	0	0	0	1	1	2	1	0	0	0	8
SIBLINGS	0	0	0	0	3	2	1	8	3	2	1	1	2	65
SPOUSE/OTHER RELATIVE	0	0	0	0	0	0	0	0	0	0	0	0	0	11
STEPPARENTS	2	2	4	8	2	5	11	13	15	12	10	2	5	63
NO DATA	15	24	45	104	304	618	1093	1540	1755	1702	220	12	62	7494
MALE														
AUNT/UNCLE	0	0	1	1	4	5	10	21	31	55	8	0	0	136
FATHER	1	5	9	19	35	72	144	226	322	374	49	0	10	1266
GRANDPARENTS	1	2	5	9	10	22	26	65	90	97	16	1	1	345
GUARDIAN	1	2	3	3	8	13	21	42	49	60	13	0	0	213
MOTHER	3	50	93	164	310	577	973	1410	1620	1831	262	8	32	7363
PARENTS	5	68	127	193	448	822	1547	2501	3461	4282	638	14	83	14235
PRIVATE FACILITIES	1	0	1	3	13	28	52	89	117	186	46	0	2	542
PUBLIC INSTITUTION	0	0	0	0	2	0	0	0	0	0	0	0	0	170
SIBLINGS	0	0	0	0	8	20	30	30	32	41	10	0	1	207
SPOUSE/OTHER RELATIVE	0	0	0	0	1	5	10	31	43	100	16	0	1	129
STEPPARENTS	10	18	25	46	92	111	183	375	518	654	84	3	10	2681
NO DATA	4	7	14	21	45	91	173	250	316	423	81	3	17	1467
	102	152	280	465	976	1849	3370	5197	6769	8155	1225	3	175	28754
	117	176	325	569	1280	2467	4463	6737	8524	9857	1445	51	237	36248

JUVENILE COURT STATISTICS 1979
REPORT 09: SEX BY LIVING WITH BY AGE
NO. OF YOUTH

UNRULY COMPLAINTS	8 AND UNDER	9	10	11	12	13	14	15	16	17	18	19 AND OVER	NO DATA	TOTAL
FEMALE														
AUNT/UNCLE	0	0	0	0	2	2	11	6	7	3	1	0	0	32
FATHER	0	1	0	0	4	16	34	62	51	25	1	0	0	194
GRANDPARENTS	0	0	0	1	3	1	12	25	13	11	1	0	0	67
GUARDIAN	0	0	0	0	1	4	10	7	5	4	0	0	0	31
MOTHER	9	0	6	16	55	146	267	350	328	227	16	1	6	1427
PARENTS	5	2	8	20	29	124	249	442	437	308	21	3	5	1653
PRIVATE FACILITIES	0	1	0	2	1	8	22	26	46	39	2	0	1	146
PUBLIC INSTITUTION	0	0	0	4	1	6	7	11	16	7	1	0	0	53
SIBLINGS	0	0	0	0	1	1	6	16	13	6	1	0	0	44
SPOUSE/OTHER RELATIVE	0	0	0	0	0	0	0	3	2	5	1	0	0	11
STEPPARENTS	1	0	0	3	9	29	94	133	125	72	3	0	2	471
NO DATA	1	0	1	2	9	35	70	68	96	61	15	0	3	381
	16	4	15	48	115	372	782	1169	1139	768	63	4	17	4512
MALE														
AUNT/UNCLE	0	0	0	0	0	2	4	9	15	7	1	0	0	38
FATHER	2	1	0	2	11	19	34	64	72	51	2	0	1	259
GRANDPARENTS	0	0	0	0	2	8	4	14	10	12	0	0	0	52
GUARDIAN	0	0	0	0	2	2	4	8	6	6	0	0	0	32
MOTHER	14	12	12	21	45	121	212	287	324	238	15	1	3	1295
PARENTS	0	1	1	25	39	125	247	377	516	533	25	1	4	1940
PRIVATE FACILITIES	0	0	1	1	7	9	17	21	30	22	1	1	1	115
PUBLIC INSTITUTION	0	0	1	1	1	4	2	7	10	12	0	0	0	38
SIBLINGS	0	0	0	1	2	4	4	5	17	7	1	0	0	44
SPOUSE/OTHER RELATIVE	0	0	0	0	0	0	0	0	1	2	0	0	0	3
STEPPARENTS	2	1	4	10	13	28	91	111	117	104	7	0	2	490
NO DATA	1	1	3	9	14	26	49	53	49	37	9	1	0	252
	25	23	30	74	136	348	671	956	1167	1055	60	4	11	4560
	41	27	45	122	251	720	1453	2125	2306	1823	123	8	28	9072

JUVENILE COURT STATISTICS 1979
REPORT 10: SEX BY EMPLOYED BY AGE *
NO. OF YOUTH

DELINQUENT UNRULY COMPLAINTS														
	8 AND UNDER	9	10	11	12	13	14	15	16	17	18	19 AND OVER	NO DATA	TOTAL
FEMALE														
FULL TIME	0	0	0	0	0	1	0	1	2	6	1	0	0	11
PART TIME	0	0	0	0	0	0	6	6	17	14	2	0	0	45
NOT EMPLOYED	0	1	1	2	18	90	199	283	209	117	10	1	1	932
NO DATA	0	1	1	2	18	91	205	299	232	139	13	1	1	1003
MALE														
FULL TIME	0	0	0	0	0	0	0	4	20	28	2	0	1	55
PART TIME	0	0	0	0	0	2	10	25	65	66	5	1	0	177
NOT EMPLOYED	1	4	8	16	55	143	345	492	556	360	29	1	1	2011
NO DATA	1	4	8	16	57	146	357	532	651	466	37	2	0	2279
	1	5	9	18	75	237	562	831	883	605	50	3	3	3282
DELINQUENT COMPLAINTS														
	8 AND UNDER	9	10	11	12	13	14	15	16	17	18	19 AND OVER	NO DATA	TOTAL
FEMALE														
FULL TIME	0	0	1	0	1	0	2	4	33	53	21	0	0	115
PART TIME	0	0	0	1	2	13	17	59	158	191	50	0	1	472
NOT EMPLOYED	12	21	39	93	257	491	855	1210	1303	1232	156	11	45	5725
NO DATA	3	3	5	10	44	114	219	267	261	286	13	1	16	1182
	15	24	45	104	304	618	1093	1540	1755	1702	220	12	62	7494
MALE														
FULL TIME	0	0	0	1	3	3	6	23	173	502	148	5	7	871
PART TIME	2	0	3	4	27	54	145	361	789	1267	195	3	9	2859
NOT EMPLOYED	91	123	229	397	816	1573	2819	4226	5032	5594	828	31	130	21895
NO DATA	102	152	248	533	130	219	400	587	775	792	54	0	29	3129
	117	176	280	465	976	1849	3370	5197	6769	8155	1225	39	175	28754
			325	569	1280	2467	4463	6737	8524	9857	1445	51	237	36248
UNRULY COMPLAINTS														
	8 AND UNDER	9	10	11	12	13	14	15	16	17	18	19 AND OVER	NO DATA	TOTAL
FEMALE														
FULL TIME	0	0	0	0	0	0	2	3	13	24	2	0	0	44
PART TIME	0	0	0	0	0	3	12	30	71	80	6	0	2	206
NOT EMPLOYED	16	4	15	47	113	361	747	1113	1036	648	52	3	14	4169
NO DATA	0	0	0	1	2	8	19	23	19	16	3	1	1	93
	16	4	15	48	115	372	782	1169	1139	768	63	4	17	4512
MALE														
FULL TIME	0	0	0	0	0	0	2	4	29	50	10	0	0	95
PART TIME	0	0	0	1	1	4	19	51	131	176	5	0	1	390
NOT EMPLOYED	25	23	30	73	134	338	634	882	977	813	44	4	2	3935
NO DATA	25	23	30	74	136	348	671	956	1167	1055	60	4	11	4590
	41	27	45	122	251	720	1453	2125	2306	1823	123	8	28	9072

* Cuyahoga County failed to submit data for November and December, 1979

JUVENILE COURT STATISTICS 1979
REPORT 11: SEX BY COUNTY BY OFFENSE CATEGORY *
NO. OF DELINQUENT CASES

	HOMICIDE ASSAULT	SEX OFF	ARSON VANDAL	ROBBERY BURGLARY	THEFT FRAUD	DISORD CONDUCT	COMPLIC ATTEMPT	DRUG ALCOHOL	OTHER DEL'Y	LOCAL ORD	NO DATA	TOTAL
FEMALE												
ADAMS	1	0	1	0	1	2	0	0	4	0	0	9
ALLEN	15	0	0	0	10	1	0	1	1	0	1	16
ASHLAND	1	0	0	0	2	1	0	0	0	0	0	3
ASHTABULA	1	0	0	0	1	1	0	3	0	0	0	1
ATHENS	4	0	0	0	2	1	0	0	0	0	0	2
AUGLAIZE	1	0	0	0	1	0	0	1	0	0	0	1
BELMONT	6	0	0	0	2	0	0	0	0	0	0	2
BROWN	0	0	0	0	0	0	0	0	0	0	0	0
BUTLER	28	0	0	0	13	3	2	1	0	0	0	28
CARROLL	1	0	0	0	1	0	0	0	0	0	0	1
CHAMPAIGN	1	0	0	0	1	0	0	0	0	0	0	1
CLARK	3	0	0	0	3	2	0	0	1	0	1	3
CLERMONT	3	0	0	0	1	0	0	0	0	0	0	1
CLINTON	2	0	0	0	0	0	0	0	0	0	0	0
COLUMBIANA	1	0	0	0	1	0	0	0	0	0	0	1
COSHOCTON	4	0	0	0	1	0	0	0	0	0	0	1
CRAWFORD	1	0	0	0	1	0	0	0	0	0	0	1
CUYAHOGA	68	8	0	5	11	18	13	7	5	0	8	35
DARKE	2	0	0	0	1	4	0	5	1	0	0	1
DEFIANCE	2	0	0	0	2	0	0	0	0	0	0	0
DELAWARE	8	0	0	0	5	0	1	2	1	0	0	6
ERIE	10	0	0	0	1	12	0	2	1	0	0	1
FAIRFIELD	0	0	0	0	0	0	0	0	0	0	0	0
FAYETTE	3	0	0	0	1	4	0	7	2	0	0	3
FRANKLIN	14	13	55	58	25	7	12	4	12	1	2	78
FULTON	2	0	0	0	1	2	0	0	5	0	0	2
GALLIA	1	0	0	0	1	0	0	0	1	0	0	1
GEAUGA	1	0	0	0	1	6	0	1	1	0	0	1
GREENE	10	0	0	0	3	15	0	6	18	0	0	10
GUERNSEY	1	0	0	0	1	6	0	4	4	0	0	1
HAMILTON	19	1	4	12	3	9	5	9	19	3	1	11
HANCOCK	1	0	0	0	5	2	0	0	2	0	0	1
HARDIN	0	0	0	0	1	0	0	0	0	0	0	0
HARRISON	0	0	0	0	0	0	0	0	0	0	0	0
HENRY	1	0	0	0	1	0	0	0	0	0	0	1
HIGHLAND	1	0	0	0	1	6	0	0	2	0	0	1
HOCKING	1	0	0	0	1	0	0	0	8	0	0	1
HOLMES	1	0	0	0	1	0	0	0	4	0	0	1
HURON	1	0	0	0	1	0	0	0	2	0	0	1
JACKSON	1	0	0	0	1	0	0	0	4	0	0	1
JEFFERSON	1	0	0	0	1	0	0	0	4	0	0	1
KNOX	1	0	0	0	1	0	0	0	0	0	0	1
LAKE	1	0	0	0	1	0	0	0	3	0	0	1
LAWRENCE	1	0	0	0	1	0	0	0	6	0	0	1
LICKING	1	0	0	0	1	0	0	0	1	0	0	1
LOGAN	1	0	0	0	1	0	0	0	0	0	0	1
LORAIN	1	0	0	0	1	0	0	0	1	0	0	1
LUCAS	10	1	4	6	5	15	1	4	12	0	5	11
MADISON	1	0	0	0	1	0	0	0	1	0	0	1
MAHONING	1	0	0	0	1	0	0	0	0	0	0	1
MARTIN	1	0	0	0	1	0	0	0	3	0	0	1
MEDINA	1	0	0	0	1	0	0	0	1	0	0	1
MEIGS	1	0	0	0	1	0	0	0	1	0	0	1
MERCER	1	0	0	0	1	0	0	0	1	0	0	1
MIAMI	1	0	0	0	1	0	0	0	1	0	0	1
MONROE	1	0	0	0	1	0	0	0	1	0	0	1
MONTGOMERY	4	0	1	3	2	0	0	0	2	0	2	3
MORGAN	0	0	0	0	0	0	0	0	0	0	0	0
MORROW	0	0	0	0	0	0	0	0	0	0	0	0
MUSKINGUM	0	0	0	0	0	0	0	0	0	0	0	0
OTTAWA	1	0	0	0	1	0	0	0	0	0	0	1
PAULDING	1	0	0	0	1	0	0	0	0	0	0	1
PERRY	1	0	0	0	1	0	0	0	0	0	0	1
PICKAWAY	1	0	0	0	1	0	0	0	0	0	0	1
PIKE	1	0	0	0	1	0	0	0	0	0	0	1
PORTAGE	1	0	0	0	1	0	0	0	0	0	0	1

*Cuyahoga County failed to submit data for November and December, 1979.

JUVENILE COURT STATISTICS 1979
 REPORT 11: SEX BY COUNTY BY OFFENSE CATEGORY
 NO. OF DELINQUENT CASES

	HOMICIDE ASSAULT	SEX OFF	ARSON VANDAL	ROBBERY BURGLARY	THEFT FRAUD	DISORD CONDUCT	COMPLIC ATTEMPT	DRUG ALCOHOL	OTHER DEL'Y	LOCAL ORD	NO DATA	TOTAL
FEMALE												
PREBLE	5	0	0	0	1	0	1	0	4	0	2	13
PUTNAM	1	0	0	0	2	0	0	1	1	0	0	3
RICHLAND	2	0	2	3	2	2	4	7	4	2	0	106
ROSS	7	0	0	2	2	3	0	1	7	0	0	48
SANDUSKY	2	0	4	2	2	3	0	2	7	0	0	43
SCIOTO	0	0	0	4	9	0	0	1	0	0	1	17
SENECA	7	0	0	4	2	0	2	1	2	0	1	76
SHELBY	0	0	0	1	2	4	1	0	2	0	0	66
STARK	4	4	5	3	2	5	6	2	8	2	5	44
SUMMIT	7	15	5	6	4	5	1	5	7	2	0	151
TRUMBULL	10	1	3	1	1	0	0	4	3	0	0	89
TUSCARAWAS	0	0	1	0	3	1	2	1	4	0	1	49
UNION	0	0	1	0	7	1	2	1	4	0	0	33
VAN WERT	0	0	0	0	0	0	0	0	1	0	0	3
VINTON	0	0	0	0	0	0	0	0	1	0	0	3
WARREN	18	0	0	7	10	0	0	0	17	0	0	32
WASHINGTON	1	0	1	1	3	4	0	0	5	0	0	77
WAYNE	1	0	2	1	3	4	0	2	4	0	0	21
WILLIAMS	4	0	2	0	4	3	0	0	2	0	0	99
WOOD	0	0	0	1	9	1	0	0	1	0	0	14
WYANDOT	0	0	0	1	9	1	0	0	1	0	0	14
	1040	84	388	720	4004	779	177	623	3162	57	131	11165
MALE												
ADAMS	9	0	12	33	45	11	2	2	11	0	0	125
ALLEN	48	16	7	158	264	40	12	43	46	1	32	732
ASHLAND	2	0	3	30	63	4	10	42	6	3	0	187
ASHTABULA	40	1	8	106	178	47	5	97	23	4	12	602
ATHENS	10	3	2	17	46	8	11	7	17	0	9	152
AUGLAIZE	10	0	2	23	47	14	3	35	5	2	1	160
BELMONT	8	5	1	42	47	11	3	11	17	5	0	168
BROWN	3	1	9	23	26	2	1	5	5	0	7	82
BUTLER	69	15	7	313	374	108	65	115	66	0	1	1204
CARROLL	5	1	1	23	15	1	1	3	28	0	0	89
CHAMPAIGN	8	3	2	52	89	16	3	21	11	0	0	232
CLARK	67	3	6	188	215	67	16	23	140	18	4	853
CLERMONT	76	8	1	151	206	49	66	123	44	0	0	739
CLINTON	4	0	4	19	26	1	4	0	4	1	0	63
COLUMBIANA	7	3	3	24	68	11	3	7	27	0	2	400
COSHOCTON	1	0	1	14	36	2	3	8	11	0	0	93
CRAWFORD	16	4	5	20	59	2	8	8	1	0	0	138
CUYAHOGA	307	38	2	810	774	96	16	95	171	0	5	2719
DARKE	9	2	0	43	31	1	4	7	15	0	0	130
DEFIANCE	10	0	0	47	80	1	0	4	3	0	0	132
DELAWARE	10	0	0	23	62	1	0	4	3	0	0	122
ERIE	29	8	2	115	212	60	7	98	38	0	0	688
FAIRFIELD	0	0	0	1	0	0	0	0	1	0	0	5
FAYETTE	11	2	6	11	25	3	2	2	13	0	0	55
FRANKLIN	436	50	31	840	1107	287	161	208	361	3	11	3777
FULTON	4	2	6	61	81	20	2	14	16	0	0	261
GALLIA	3	0	7	19	20	1	1	0	3	0	0	82
GEAUGA	7	0	4	70	89	19	7	54	42	3	2	340
GREENE	22	5	10	127	168	58	16	37	23	0	0	562
GUERNSEY	19	2	26	28	68	8	4	2	36	1	0	193
HAMILTON	730	94	52	1600	1557	354	141	484	444	28	53	5975
HANCOCK	18	6	4	72	124	18	13	26	22	0	1	345
HARDIN	4	2	8	21	49	1	1	11	7	0	3	108
HARRISON	3	0	3	12	14	1	1	0	4	0	0	38
HENRY	1	1	4	3	8	3	0	1	4	0	1	26
HIGHLAND	10	7	18	37	46	5	4	40	10	0	0	177
HOCKING	15	0	26	47	46	6	6	0	18	0	0	322
HOLMES	13	0	13	2	4	1	1	0	17	0	0	42
HURON	12	1	21	55	45	13	10	6	74	0	0	237
JACKSON	16	0	0	13	39	13	0	11	71	0	0	153
JEFFERSON	20	1	19	74	35	21	7	13	48	0	0	238

JUVENILE COURT STATISTICS 1979
REPORT 11: SEX BY COUNTY BY OFFENSE CATEGORY
NO. OF DELINQUENT CASES

	HOMICIDE ASSAULT	SEX OFF	ARSON VANDAL	ROBBERY BURGLARY	THEFT FRAUD	DISORD CONDUCT	COMPLIC ATTEMPT	DRUG ALCOHOL	OTHER DEL'Y	LOCAL ORD	NO DATA	TOTAL
MALE												
KNOX	3	3	24	11	41	9	2	6	8	0	0	107
LAKE	66	199	174	242	527	91	41	116	74	1	0	2015
LAWRENCE	17	49	63	42	61	33	7	24	59	0	0	281
LICKING	24	74	33	59	116	17	24	30	83	3	0	396
LOGAN	16	0	10	35	60	6	1	4	11	1	2	146
LORAIN	73	9	162	273	418	89	65	61	193	1	1	1325
LUCAS	378	31	404	799	1332	466	164	121	322	6	15	4038
MADISON	7	5	5	14	38	7	2	9	51	9	4	151
MAHONING	61	10	29	104	92	3	4	30	19	0	0	352
MARION	40	9	45	77	158	16	5	20	78	0	2	450
MEDINA	43	1	70	86	173	29	17	37	17	17	0	490
MEIGS	8	2	6	50	87	16	0	21	42	0	1	233
MERCER	6	0	14	11	48	8	0	12	11	2	0	112
MIAMI	25	6	63	97	179	114	18	73	104	11	0	690
MONROE	0	0	1	16	15	4	0	0	0	0	0	36
MONTGOMERY	215	34	231	862	778	108	38	59	74	0	11	2460
MORGAN	0	0	3	4	3	1	0	2	2	0	0	45
MURROW	2	1	6	16	18	5	1	18	9	0	1	77
MUSKINGUM	19	2	17	41	67	17	5	15	47	0	1	231
NOBLE	2	0	0	8	10	4	0	5	5	0	0	208
OTTAWA	21	0	30	41	79	8	9	9	6	0	6	295
PAULDING	1	0	5	19	28	4	3	3	4	0	0	53
PERRY	16	0	18	22	92	19	19	10	77	1	1	232
PICKAWAY	0	0	0	0	0	0	0	0	0	0	0	0
PIKE	0	0	0	0	0	0	0	0	0	0	0	0
PORTAGE	28	10	51	121	115	35	29	142	56	0	12	594
PREBLE	3	3	7	30	24	8	3	17	33	0	3	101
PUTNAM	6	3	15	66	34	3	3	8	8	2	0	98
RICHLAND	27	4	41	13	151	30	36	62	13	0	0	612
ROSS	12	6	34	103	110	42	17	19	32	1	0	375
SANDUSKY	7	1	29	46	57	9	6	28	26	0	0	209
SCIOTO	12	1	14	29	49	8	6	3	3	1	1	127
SENECA	11	0	21	40	73	5	20	36	17	0	20	400
SHELBY	9	2	32	49	80	14	7	15	54	2	2	266
STARK	121	34	293	460	722	186	58	109	158	17	23	2181
SUMMIT	253	65	358	829	1219	142	64	308	103	42	23	4337
TRUMBULL	37	5	48	178	156	27	29	46	17	1	29	731
TUSCARAWAS	6	6	25	30	104	14	6	5	14	1	9	220
UNION	6	0	11	20	26	14	7	10	17	0	0	111
VAN WERT	9	0	2	37	38	4	3	6	24	0	0	123
VINTON	4	0	4	5	17	1	2	2	0	0	0	55
WARREN	59	6	75	58	228	75	28	39	237	0	0	907
WASHINGTON	7	0	12	7	67	7	4	6	19	0	1	167
WAYNE	15	2	85	99	179	25	15	22	41	5	3	493
WILLIAMS	3	1	19	23	46	25	3	3	18	0	1	122
WOOD	27	0	56	65	180	25	25	40	32	3	5	455
WYANDOT	7	9	9	23	23	5	1	2	11	0	0	76
	3781	574	4839	10858	14631	3178	1556	3131	6819	228	532	50127
	4821	658	5227	11578	18635	3957	1733	3754	9981	285	663	61292

JUVENILE COURT STATISTICS 1979
REPORT 12: SEX BY COUNTY BY DISPOSITION CATEGORY *
NO. OF DELINQUENT CASES

	DIS- MISSED	NON-CT SUPRVSN	PROB ETC	DETEN- TION	OYC COMMIT	OTHER AGENCY	BIND- OVER	OTHER JURIS	OTHER DISP	NO DATA	TOTAL
FEMALE											
ADAMS	1	3	2	0	0	0	0	0	3	0	9
ALLEN	25	1	6	0	7	23	0	21	10	0	163
ASHLAND	5	1	1	0	2	2	0	0	0	0	36
ASHTABULA	5	9	1	0	1	5	0	0	5	0	129
ATHENS	4	3	2	0	1	3	0	1	5	0	51
AUGLAIZE	4	2	5	0	1	3	0	0	5	0	33
BELMONT	7	16	15	0	0	0	0	0	0	0	43
BROWN	2	2	3	0	2	0	0	0	1	0	10
BUTLER	2	7	15	1	3	8	0	4	1	0	285
CARROLL	6	0	0	0	3	1	0	1	1	0	11
CHAMPAIGN	2	4	2	0	3	0	0	0	5	0	40
CLARK	3	106	96	0	18	9	0	1	2	0	271
CLERMONT	38	12	29	0	2	6	3	2	2	0	121
CLINTON	0	0	0	0	0	0	0	0	0	0	6
COLUMBIANA	1	1	8	3	9	7	0	0	4	0	110
COSHOCTON	0	1	4	0	5	3	0	2	0	0	15
CRAWFORD	1	0	6	0	6	4	0	0	6	0	23
CUYAHOGA	21	28	14	0	11	13	0	1	3	1	357
DARKE	2	5	10	0	0	0	0	7	0	0	17
DEFIANCE	15	5	9	0	0	0	0	0	0	0	31
DELAWARE	3	1	3	0	1	3	0	5	4	0	18
ERIE	5	7	2	0	6	3	0	5	6	0	18
FAIRFIELD	5	7	1	0	4	1	0	3	3	0	33
FAYETTE	6	4	1	0	3	0	0	3	0	0	28
FRANKLIN	20	22	8	8	8	3	2	4	1	0	78
FULTON	2	11	4	1	1	0	0	4	1	0	24
GALLIA	1	0	1	0	0	0	0	0	0	0	6
GEAUGA	1	25	1	0	0	6	0	0	1	0	10
GREENE	1	50	2	0	0	0	0	8	0	0	99
GUERNSEY	6	29	1	0	2	1	0	9	1	0	110
HAMILTON	40	1	1	0	5	11	0	2	1	0	67
HANCOCK	6	1	1	0	0	0	0	0	0	0	9
HARDIN	0	0	0	0	0	0	0	0	0	0	2
HARRISON	0	0	0	0	0	0	0	0	0	0	6
HENRY	0	0	0	0	0	0	0	0	0	0	3
HIGHLAND	0	1	1	0	0	0	0	0	0	0	10
HOCKING	8	2	4	0	0	0	0	2	18	0	18
HOLMES	0	0	0	0	0	0	0	0	0	0	4
HURON	3	1	2	0	3	8	0	0	2	0	40
JACKSON	2	1	0	0	0	1	0	0	5	0	29
JEFFERSON	7	3	7	0	0	9	0	0	1	0	33
KNOX	4	5	2	0	0	1	0	0	0	0	21
LAKE	8	20	18	3	1	18	0	8	8	0	62
LAWRENCE	4	2	2	0	5	0	0	7	0	0	47
LICKING	8	5	4	0	1	3	0	2	3	0	80
LOGAN	5	7	8	0	1	0	0	1	1	0	23
LORAIN	5	9	9	0	2	10	0	3	1	0	28
LUCAS	35	43	13	0	4	5	0	7	12	0	110
MADISON	2	3	2	0	0	0	0	0	0	0	33
MAHONING	3	3	1	0	4	8	0	1	0	0	24
MARION	3	32	2	0	1	0	0	6	1	0	101
MEDINA	6	60	4	0	0	0	0	4	5	0	129
MEIGS	2	2	9	0	0	0	0	0	0	0	18
MERCER	2	4	5	0	0	0	0	0	1	0	16
MIAMI	2	7	5	0	0	9	0	0	1	0	14
MONROE	1	1	5	0	0	0	0	0	0	0	6
MONTGOMERY	2	68	10	0	5	2	0	3	6	0	38
MORGAN	0	5	2	0	0	0	0	0	1	0	18
MORROW	0	5	3	0	0	8	0	0	0	0	17
MUSKINGUM	0	9	0	0	0	0	0	0	0	0	58
OTTAWA	2	22	3	0	3	0	0	5	4	0	39
PAULDING	1	7	4	0	0	1	0	0	0	0	12
PERRY	3	9	1	0	4	0	0	2	0	0	21
PICKAWAY	1	6	1	0	1	0	0	3	10	0	38
PIKE	0	1	5	0	0	0	0	0	0	0	7
PORTAGE	5	72	9	4	1	3	0	1	1	0	139

* Cuyahoga County failed to submit data for November and December, 1979. -45-

JUVENILE COURT STATISTICS 1979

JUVENILE COURT STATISTICS 1979

REPORT 12: SEX BY COUNTY BY DISPOSITION CATEGORY

NO. OF DELINQUENT CASES

	DIS- MISSED	NON-CT SUPRVSN	PROB ETC	DETE- TION	OVC COMMIT	OTHER AGENCY	BIND- OVER	OTHER JURIS	OTHER DISP	NO DATA	TOTAL
FEMALE											
PREBLE											
PUTNAM											
RICHLAND											
ROSS	1										
SANDUSKY											
SCIOTO											
SENECA											
SHELBY											
STARK											
SUMMIT	4										
TRUMBULL	11										
TUSCARAWAS											
UNION											
VAN WERT											
VINTON											
WARREN											
WASHINGTON	5										
WAYNE	1										
WILLIAMS											
WOOD											
WYANDOT											
	1762	3513	2722	124	739	616	14	322	1342	9	11165
MALE											
ADAMS											
ALLEN	12										
ASHLAND	19										
ASHTABULA	3										
ATHENS	1										
AUGLAIZE	10										
BELMONT	26										
BROWN	10										
BUTLER	10										
CARROLL	12										
CHAMPAIGN	7										
CLARK	1										
CLERMONT	78										
CLINTON	188										
COLUMBIANA	1										
COSHOCTON	41										
CRAWFORD	8										
CUYAHOGA	143										
DARKE	9										
DEFIANCE	56										
DELAWARE	6										
ERIE	52										
FAIRFIELD	1										
FAYETTE	1										
FRANKLIN	100										
FULTON	2										
GALLIA	2										
GEAUGA	2										
GREENE	4										
GUERNSEY	33										
HAMILTON	160										
HANCOCK	27										
HARDIN	12										
HARRISON	8										
HENRY	3										
HIGHLAND	14										
HOCKING	3										
HOLMES	3										
HURON	38										
JACKSON	12										
JEFFERSON	22										

JUVENILE COURT STATISTICS 1979
REPORT 12: SEX BY COUNTY BY DISPOSITION CATEGORY
NO. OF DELINQUENT CASES

	DIS- MISSED	NON-CT SUPRVSN	PROB ETC	DETE- TION	OVC COMMIT	OTHER AGENCY	BIND- OVER	OTHER JURIS	OTHER DISP	NO DATA	TOTAL
MALE											
KNOX	11	43	20	0	16	1	0	11	5	0	107
LAKE	193	522	444	230	87	52	0	57	428	2	2015
LAWRENCE	59	11	136	9	37	2	0	14	13	0	281
LICKING	55	28	182	7	86	14	5	12	7	0	396
LOGAN	23	26	48	0	22	0	0	11	16	0	146
LORAIN	216	463	427	8	135	28	0	14	34	0	1325
LUCAS	1240	1392	580	4	280	40	6	52	444	0	4038
MADISON	10	22	81	1	4	10	0	16	7	0	151
MAHONING	26	29	162	0	103	3	20	3	6	0	352
MARION	25	209	117	0	51	21	0	14	13	0	450
MEDINA	49	178	63	0	28	0	15	7	150	0	490
MEIGS	31	13	127	1	51	0	0	3	7	0	233
MERCER	17	20	44	0	13	0	0	8	8	0	112
MIAMI	105	305	88	3	43	28	0	70	47	1	690
MONROE	17	11	0	0	0	0	0	0	0	0	36
MONTGOMERY	284	319	650	0	413	118	20	77	570	9	2460
MORGAN	1	2	24	0	7	1	0	7	3	0	45
MORROW	7	15	44	2	7	1	0	8	1	0	97
MUSKINGUM	1	24	144	1	51	8	0	0	5	1	231
NOBLE	1	4	14	0	6	0	0	0	3	0	30
OTTAWA	24	77	20	0	10	0	0	37	3	0	205
PAULDING	1	16	28	0	17	2	4	0	0	0	74
PERRY	3	16	16	0	20	9	4	16	16	0	292
PICKAWAY	33	25	87	10	91	0	0	3	0	1	332
PIKE	3	9	14	0	1	0	1	26	0	5	594
PORTAGE	32	285	22	200	17	7	0	4	1	1	101
PREBLE	8	13	47	0	22	1	0	4	1	0	98
PUTNAM	9	24	46	1	8	1	0	1	8	0	612
RICHLAND	43	101	185	1	50	24	0	207	77	0	375
ROSS	40	64	122	0	44	5	5	18	0	0	209
SANDUSKY	14	80	51	35	7	0	0	0	0	0	127
SCIOTO	32	14	51	0	29	0	0	1	0	0	400
SENECA	18	82	206	2	40	9	0	12	31	0	266
SHELBY	25	76	86	1	40	9	7	2	20	0	2181
STARK	296	772	507	8	250	146	22	44	134	2	4337
SUMMIT	292	1611	1151	2	122	220	17	49	873	0	731
TRUMBULL	39	481	96	36	43	7	1	27	1	0	220
TUSCARAWAS	17	64	64	22	22	12	0	15	3	0	111
UNION	27	4	65	2	9	1	0	2	1	0	123
VAN WERT	22	7	58	2	29	0	0	5	0	0	55
VINTON	11	5	19	11	3	1	0	3	2	0	907
WARREN	156	237	148	0	46	100	0	57	163	0	167
WASHINGTON	17	37	62	0	33	11	5	2	5	0	491
WAYNE	31	129	194	1	23	27	5	35	45	1	1222
WILLIAMS	8	8	61	11	23	3	0	2	6	0	455
WOOD	67	22	229	0	49	0	3	61	27	0	786
WYANDOT	10	2	27	0	16	1	0	2	15	0	501
	7518	12605	14551	800	5873	1813	426	1202	5215	64	61292
	9280	16120	17273	924	6612	2429	440	1524	6617	73	

JUVENILE COURT STATISTICS 1979
 REPORT 13: SEX BY OFFENSE CATEGORY BY DISPOSITION CATEGORY : *
 NO. OF DELINQUENT CASES

	DIS- MISSED	NON-CT SUPRVSN	PROB ETC	DETEN- TION	OYC COMMIT	OTHER AGENCY	BIND- OVER	OTHER JURIS	OTHER DISP	NO DATA	TOTAL
FEMALE											
ARSON/VANDALISM	92	84	104	3	26	21	1	5	52	0	388
COMPLICITY/ATTEMPT	24	35	161	3	16	4	0	15	19	0	177
DISORDERLY CONDUCT	166	251	161	4	43	38	0	18	98	0	779
DRUG/ALCOHOL OFFENSE	96	285	116	1	18	25	0	12	60	0	623
HOMICIDE/ASSAULT	342	216	213	1	72	49	0	5	126	0	1040
LOCAL ORDINANCE	2	17	20	0	3	1	0	9	9	0	57
ROBBERY/BURGLARY	95	223	214	7	63	21	3	13	80	0	720
SEX OFFENSES	13	21	19	0	19	1	0	1	10	0	84
THEFT/FRAUD	469	1673	913	29	159	139	5	194	420	3	4004
OTHER DELINQUENCY	442	685	864	55	303	307	0	46	457	3	3162
NO DATA	21	25	37	3	17	10	0	5	11	2	131
	1762	3515	2722	124	739	616	14	322	1342	9	11165
MALE											
ARSON/VANDALISM	977	1140	1618	39	296	111	9	80	566	3	4839
COMPLICITY/ATTEMPT	249	371	424	34	244	32	16	27	157	2	1556
DISORDERLY CONDUCT	652	1176	643	37	127	106	2	74	357	4	3178
DRUG/ALCOHOL OFFENSE	333	1481	684	51	128	105	9	67	260	13	3131
HOMICIDE/ASSAULT	1103	705	869	47	382	146	66	50	410	3	3781
LOCAL ORDINANCE	18	90	61	0	8	7	1	10	33	0	228
ROBBERY/BURGLARY	1232	2053	3664	126	1873	377	194	198	1124	17	10858
SEX OFFENSES	112	73	134	9	103	56	19	12	56	0	574
THEFT/FRAUD	1891	3683	4396	239	1830	465	76	509	1531	11	14631
OTHER DELINQUENCY	873	1682	1941	212	789	387	33	158	734	10	6819
NO DATA	78	151	117	6	93	21	1	17	47	1	532
	7518	12605	14551	800	5873	1813	426	1202	5275	64	50127
	9280	16120	17273	924	6612	2429	440	1524	6617	73	61292

* Cuyahoga County failed to submit data for November and December, 1979.

CONTINUED

1 OF 2

JUVENILE COURT STATISTICS 1979
 REPORT 14: SEX BY REFERRAL BY RACE .*

	WHITE	BLACK	HISPANIC	AM INDIAN	ASIAN	OTHER	NO DATA	TOTAL
FEMALE								
LAW ENFORCEMENT OFF.	4716	1208	74	0	2	42	40	6082
OTHER COURT	137	4	1	0	0	0	1	146
PARENTS OR RELATIVES	534	76	6	0	0	0	0	623
PAROLE OFFICER	26	4	0	0	0	0	0	35
PROBATION OFFICER	883	125	6	0	0	1	10	1022
SCHOOL	388	113	2	0	0	0	1	514
SOCIAL AGENCY	151	77	1	0	0	0	0	230
VICTIM	705	247	6	0	0	0	0	970
OTHER SOURCE	750	224	0	0	0	3	2	1004
NO DATA	329	178	0	0	0	9	3	539
	8619	2256	102	0	2	73	113	11165
MALE								
LAW ENFORCEMENT OFF.	30027	6203	463	2	22	167	181	37065
OTHER COURT	502	47	8	0	1	16	12	587
PARENTS OR RELATIVES	675	160	0	0	1	3	0	847
PAROLE OFFICER	105	37	0	0	0	0	0	142
PROBATION OFFICER	1864	457	17	1	0	4	9	2355
SCHOOL	833	220	15	0	0	3	10	1081
SOCIAL AGENCY	327	152	0	0	0	4	4	485
VICTIM	2101	678	19	0	0	2	27	2850
OTHER SOURCE	1726	395	12	0	0	1	19	2166
NO DATA	1624	811	5	0	0	1	7	2443
	39784	9160	542	3	25	200	44	50127
	48403	11416	644	3	27	343	456	61272

* Cuyahoga County failed to submit data for November and December, 1979.

JUVENILE COURT STATISTICS 1979
 REPORT 15: SEX BY OFFENSE BY RACE *
 NO. OF DELINQUENT CASES

	WHITE	BLACK	HISPANIC	AM INDIAN	ASIAN	OTHER	NO DATA	TOTAL
FEMALE								
ABDUCTION								
ABUSNG HARMFUL INTOXICANT	30	0						30
AGGRAVATED ARSON	13	1						14
AGGRAVATED ASSAULT	13	1						14
AGGRAVATED BURGLARY	6	1						7
AGGRAVATED MENACING	20	1						21
AGGRAVATED MURDER	1	1						2
AGGRAVATED RIOT	1							1
AGGRAVATED ROBBERY	30	1						31
AGGRAVATED VEHIC HOMICIDE	1	1						2
AID/ESCAPE/RESIST AUTHRTY	1							1
AIDG ESCAPE ANYONE CONFND	2							2
AIDG ESCAPE WHILE CONFIND	1							1
ARSON	16							16
ASSAULT	420	266						686
ASSAULT PHYSICAL HARM	56	19						75
ATTEMPT	17	2						19
B & E UNOCCUPIED STRUCT	14	2						16
BREAKING AND ENTERING	16	2						18
BURGLARY	57	2						59
CARRYING CONCEALED WEAPON	28	2						30
CHILD STEALING	8							8
COMPLICITY	2							2
COMPOUNDING A CRIME	2							2
CONSUP/INTOX.BEV.MOTOR VE	2							2
CONTRIBUTE TO DELINQUENCY	2							2
CONVEYNG PROHIBITED ITEMS	2							2
CORUPTING ANOTHER W/DRUGS	2							2
CRIMINAL DAMAGE ENDANGRNG	19	4						23
CRIMINAL MISCHIEF	6							6
CRIMINAL SIMULATION	1							1
CRIMINAL TRESPASS	27	6						33
DEFRAUD USING CREDIT CARD	2							2
DEFRAUDING LIVERY/HOSTELR	2							2
DELINQUENT	184	22	1					207
DELIVERNG WEAPNS,DRGS/LIQ	3							3
DESECRATION	3							3
DISORDERLY CONDUCT	45	14	1					60
DISORDERLY CONDUCT INTOX.	7							7
DISPOSE GARBAGE PUBLIC WA	5							5
DOMESTIC VIOLENCE	5							5
DRUG ABUSE	32	13						45
ENDANGERING CHILDREN	5							5
ESCAPE	5							5
FAILURE TO AID OFFICER								
FAILURE TO DISPERSE								
FAILURE TO REPORT A CRIME								
FALSE ALARM (LAW ENFORC.)								
FALSE WARNING								
FALSIFICATION								
FELONIOUS ASSAULT	1	1						2
FORGERY	1							1
FORGERY OF DRUG DOCUMENT	1							1
GRAND THEFT	1							1
HANDLE FIREARM IN VEHICLE	1							1
ILLEGAL PURCHASE/BEER/LIQ	1							1
IMPORTUNING	1							1
IMPROP. TRANS. FIREARM	1							1
INCITING TO VIOLENCE	1							1
INDUCING PANIC	1							1
INTERFERENCE WITH CUSTODY	1							1
INVOLUNTARY MANSLAUGHTER	1							1
JUVENILE TRAFFIC OFFENSE	1							1
KIDNAP VIC IN SERIOUS DAN	1							1
KIDNAPPING	1							1
LOCAL ORDINANCE	4							4
MAKING FALSE ALARMS	22							22

* Cuyahoga County failed to submit data for November and December, 1979.
 -50-

JUVENILE COURT STATISTICS 1979
REPORT 15: SEX BY OFFENSE BY RACE
NO. OF DELINQUENT CASES

	WHITE	BLACK	HISPANIC	AM INDIAN	ASIAN	OTHER	NO DATA	TOTAL
FEMALE								
MENACING	71	40	0	0	0	4	0	115
MISCONDUCT AT EMERGENCY	1	0	0	0	0	0	0	1
MISPRISON OF A FELONY	5	0	0	0	0	0	0	5
MISREP. BY MINOR/UNDER 18	2	0	0	0	0	0	0	2
MISREP. MINOR/ALCOHOL BEV	1	0	0	0	0	0	0	1
MURDER	1	0	0	0	0	0	0	1
NEGLIGENT ASSAULT	0	0	0	0	0	0	0	0
OBSTRUCTING JUSTICE	11	1	0	0	0	0	0	12
OBSTRUCTING OFFICIAL BUS.	50	15	3	0	0	0	0	68
OBTAIN CREDIT CRD DECEPTN	12	5	0	0	0	0	0	17
OBTAIN DANGEROUS DRUGS	3	0	0	0	0	0	0	3
OBTAIN LIQUOR UNDER 21YRS	1	0	0	0	0	0	0	1
PARKS/RECREATION RULES	5	0	1	0	0	0	0	6
PASSING BAD CHECKS	15	2	0	0	0	0	0	17
PERJURY	4	0	0	0	0	0	0	4
PETTY THEFT	305	35	0	0	0	0	1	351
PHONE HARRASSMENT (CALLS)	8	0	0	0	0	0	0	8
POLUTING STATE LAND/WATER	1	0	0	0	0	0	0	1
POSS. DRUG ABUSE INSTRUM.	3	0	0	0	0	0	0	3
POSS/CONT INTOX BEV. OPEN	30	0	0	0	0	0	0	30
POSSESSING CRIMINAL TOOLS	2	0	0	0	0	0	0	2
PROHIBITION (UNDER 21 YR)	7	0	0	0	0	0	0	7
PROHIBITIONS (UNDER 18 YR)	102	5	0	0	0	4	0	111
PROSTITUTION	9	5	0	0	0	1	0	15
PUBLIC INDECENCY	5	2	0	0	0	0	0	7
RAPE	0	2	0	0	0	0	0	2
RECEIVING STOLEN PROPERTY	103	3	1	0	0	0	0	107
RESISTING ARREST	127	51	3	0	0	4	0	185
RIOT	1	0	0	0	0	0	0	1
ROBBERY	26	2	0	0	0	0	0	28
SALE & USE OF FIRE WORKS	1	0	0	0	0	0	0	1
SALE LIQUOR TO A MINOR	1	0	0	0	0	0	0	1
SEXUAL IMPOSITION	1	0	0	0	0	0	0	1
SOLICITING	12	3	0	0	0	0	0	15
TELEPHONE HARASSMENT	25	2	0	0	0	0	0	27
THEFT	2224	768	3	0	0	1	1	3000
THEFT OF DRUGS	0	0	0	0	0	0	0	0
TRAFFICKING IN DRUGS	31	1	0	0	0	0	0	32
TRANS. LOAD/FIREARM VEHIC	1	0	0	0	0	0	0	1
UNAUTH. USE VEHICLE(48HR)	7	0	0	0	0	0	0	7
UNAUTHORIZED USE OF VEHICL	163	19	0	0	0	0	0	182
UNAUTHORIZED USE/PROPERTY	15	2	0	0	0	0	0	17
UNLAWFL POSS. DANG. ORDNC	1	0	0	0	0	0	0	1
UNLAWFUL RESTRAINT	1	0	0	0	0	0	0	1
USE WEAPONS (INTOXICATED)	1	0	0	0	0	0	0	1
VANDALISM	29	2	1	0	0	0	0	32
VANDALISM BUS. PROPERTY	3	0	0	0	0	0	0	3
VANDALISM OCCUPIED STRUCT	5	0	0	0	0	0	0	5
VEHICULAR HOMICIDE	4	1	0	0	0	0	0	5
VIOLATION OF COURT ORDER	497	71	3	0	0	1	0	572
VOLUNTARY MANSLAUGHTER	5	1	0	0	0	0	0	6
WEAPNS WHIL UNDR DSABILIT	1	0	0	0	0	0	0	1
WITNESS SOLIC/ACCEP BRIBE	1	0	0	0	0	0	0	1
NO DATA	102	22	10	0	2	73	113	131
	8619	2256	102	0	2	73	113	11165
MALE								
ABDUCTION	16	8	0	0	0	0	0	24
ABUSNG HARMFUL INTOXICANT	204	0	0	0	0	0	0	204
AGGRA TRAFFICKING DRUGS	4	0	0	0	0	0	0	4
AGGRAVATED ARSON	69	2	0	0	0	0	0	71
AGGRAVATED ASSAULT	56	1	0	0	0	0	0	57
AGGRAVATED BURGLARY	1428	595	2	0	0	1	12	2036
AGGRAVATED MENACING	250	23	0	0	0	0	0	273
AGGRAVATED MURDER	22	2	0	0	0	0	0	24
AGGRAVATED RIOT	3	0	1	0	0	0	0	4

JUVENILE COURT STATISTICS 1979
REPORT 15: SEX BY OFFENSE BY RACE
NO. OF DELINQUENT CASES

	WHITE	BLACK	HISPANIC	AM INDIAN	ASIAN	OTHER	NO DATA	TOTAL
MALE								
AGGRAVATED ROBBERY	252	242	13	0	0	1	7	515
AGGRAVATED VEHIC HOMICIDE	9	0	0	0	0	0	0	9
AID/ESCAPE/RESIST AUTHRTY	8	0	0	0	0	0	0	8
AID/ESCAPE ANYONE CONFND	1	0	0	0	0	0	0	1
ARSON	167	255	33	0	0	15	0	202
ASSAULT	1418	699	33	0	0	0	0	2174
ASSAULT PHYSICAL HARM	251	26	1	0	0	0	0	282
ASSAULT RECKLESS HARM	5	2	0	0	0	0	0	7
ATTEMPT	243	49	6	0	0	1	0	299
B & E UNOCCUPIED STRUCT	458	39	1	0	0	0	0	509
BINGO OPERATOR UNDER 18YR	3	0	0	0	0	0	0	3
BINGO OPERATORS	1	0	0	0	0	0	0	1
BREAKING AND ENTERING	2277	590	35	0	0	29	15	2947
BRIBERY	4	1	0	0	0	0	0	5
BURGLARY	902	161	6	0	0	0	0	1072
CARRYING CONCEALED WEAPON	373	124	0	0	0	15	0	516
CHILD STEALING	1	0	0	0	0	0	0	1
CLIMBING ON RAILROAD CARS	6	0	0	0	0	0	0	6
COERCION	1	0	0	0	0	0	0	1
COMPLICITY	39	37	1	0	0	0	0	44
COMPOUNDING A CRIME	9	1	0	0	0	0	0	11
CONSPIRACY	130	3	0	0	0	0	0	137
CONSP/INTOX BEV MOTOR VE	4	0	0	0	0	0	0	4
CONTRIBUTE TO DELINQUENCY	1	0	0	0	0	0	0	1
CONVEYNG PROHIBITED ITEMS	1	0	0	0	0	0	0	1
CONVEYNG WEAPONS/DRGS/LIQ	1	0	0	0	0	0	0	1
CORUPTING ANOTHER W/DRUGS	15	1	0	0	0	0	0	16
CRIMINAL DAMAGE ENDANGRNG	2474	340	20	0	0	2	20	2879
CRIMINAL MISCHIEF	869	73	10	0	0	0	0	967
CRIMINAL SIMULATION	1	0	0	0	0	0	0	1
CRIMINAL TRESPASS	2187	539	24	0	0	1	23	2784
DECEPTION HARMFUL MATTER	2	0	0	0	0	0	0	2
DEFACE MARKER/MONUMENT	1	0	0	0	0	0	0	1
DEFRAUD USING CREDIT CARD	2	0	0	0	0	0	0	2
DEFRAUDING LIVERY/HOSTELR	1	0	0	0	0	0	0	1
DELINQUENT	3515	297	33	0	0	5	27	3878
DESECRATION	10	0	0	0	0	0	0	10
DESTROY WILDBIRD/QUADRUPT	2	0	0	0	0	0	0	2
DISCH. FIREARM MOTOR VEH.	2	0	0	0	0	0	0	2
DISCHARG FIREARM HIGHWAY	1	0	0	0	0	0	0	1
DISCHARGE OF FIREARM	6	0	0	0	0	0	0	6
DISORDERLY CONDUCT	2074	297	4	0	0	10	1	2444
DISORDERLY CONDUCT INTOX	442	13	8	0	0	0	0	463
DISPOSE GARBAGE PUBLIC WA	36	0	0	0	0	0	0	36
DISRUPTING PUBLIC SERVICE	2	1	0	0	0	0	0	3
DISRUPTION PUBLIC SERVICE	10	1	0	0	0	0	0	11
DISSEMINATING MATTER JUV	1	0	0	0	0	0	0	1
DISTURBING LAWFUL MEETING	3	0	0	0	0	0	0	3
DOM. VIO. PHYSICAL HARM	0	1	1	0	0	0	0	2
DOMESTIC VIOLENCE	17	14	0	0	0	0	0	31
DRIVING WHILE INTOX/DRUG	1645	147	11	0	0	2	1	1840
DRUG ABUSE	7	0	0	0	0	0	0	7
ENDANGERING CHILDREN	172	28	4	0	0	0	0	207
ESCAPE	7	6	1	0	0	0	0	14
EXTORTION	1	0	0	0	0	0	0	1
FAILURE TO SECURE DANG/ORD	6	2	0	0	0	0	0	8
FAILURE TO AID OFFICER	11	5	0	0	0	0	0	16
FAILURE TO DISPERSE	6	1	0	0	0	0	0	7
FAILURE TO REPORT A CRIME	16	4	0	0	0	0	0	20
FALSE WARNING	15	4	0	0	0	0	0	19
FALSIFICATION	223	13	0	0	0	0	0	236
FELONIOUS ASSAULT	1	1	0	0	0	0	0	2
FELONIOUS SEX PENETRATION	6	6	0	0	0	0	0	12
FELONY MURDER	7	0	0	0	0	0	0	7
FISHING W/OUT LICENSE	295	45	0	0	0	0	0	344
FORGERY	1	0	0	0	0	0	0	1
FORGERY OF DRUG DOCUMENT	1	0	0	0	0	0	0	1

JUVENILE COURT STATISTICS 1979
REPORT 15: SEX BY OFFENSE BY RACE
NO. OF DELINQUENT CASES

	WHITE	BLACK	HISPANIC	AM INDIAN	ASIAN	OTHER	NO DATA	TOTAL
MALE								
FORGING LIQUOR LABELS	2	0	0	0	0	0	0	2
FURNISHING MINOR FIREARMS	3	0	0	0	0	0	0	3
GAMBLING	1	0	0	0	0	0	0	1
GRAND THEFT	87	13	1	0	0	0	0	101
GROSS SEXUAL IMPOSITION	104	43	1	0	0	0	0	150
HANDLE FIREARM IN VEHICLE	24	22	0	0	0	0	0	46
HUNTING OUT OF SEASON	32	0	0	0	0	0	0	32
HUNTING W/OUT PERMISSION	9	0	0	0	0	0	0	9
ILLEGAL PROC/DRUG DOCUMENT	1	0	0	0	0	0	0	1
ILLEGAL PURCHASE/BEER/LIQ	44	1	2	0	0	0	0	47
ILLEGAL TAKING OF FISH	1	0	0	0	0	0	0	1
IMPERSONATING PEACE OFFIC	1	0	0	0	0	0	0	1
IMPORTUNING	11	3	0	0	0	0	0	14
IMPROP. TRANS. FIREARM	11	0	0	0	0	0	0	11
INCITING TO VIOLENCE	2	0	0	0	0	0	0	2
INDUCING PANIC	25	0	0	0	0	0	0	25
INJURY BY HUNTER	1	0	0	0	0	0	0	1
INTERFERENCE WITH CUSTODY	6	0	0	0	0	0	0	6
INTIMIDATION	6	0	0	0	0	0	0	6
INVOLUNTARY MANSLAUGHTER	1	0	0	0	0	0	0	1
JACKLIGHTING	1	0	0	0	0	0	0	1
JUVENILE TRAFFIC OFFENSE	2	0	0	0	0	0	0	2
KIDNAP FOR SPEC. PURPOSE	1	0	0	0	0	0	0	1
KIDNAP VIC IN SERIOUS DAN	1	0	0	0	0	0	0	1
KIDNAPPING	10	2	0	0	0	0	0	12
KILL NON GAME BIRDS	2	0	0	0	0	0	0	2
LOCAL ORDINANCE	197	23	0	0	0	0	0	220
MAKING FALSE ALARMS	75	0	0	0	0	0	0	75
MENACING	27	7	0	0	0	0	0	34
MISCONDUCT AT EMERGENCY	8	0	0	0	0	0	0	8
MISPRISON OF A FELONY	6	0	0	0	0	0	0	6
MISREP. BY MINOR/UNDER 18	15	0	0	0	0	0	0	15
MISREP. MINOR/ALCOHOL BEV	1	0	0	0	0	0	0	1
MISUSE OF CREDIT CARDS	1	0	0	0	0	0	0	1
MURDER	8	5	1	0	0	0	0	14
NEGLIGENT ASSAULT	12	7	0	0	0	0	0	19
NEGLIGENT HOMICIDE	3	0	0	0	0	0	0	3
NONSUPPORT OF DEPENDENTS	3	0	0	0	0	0	0	3
OBSTRUCTING JUSTICE	38	1	0	0	0	0	0	39
OBSTRUCTING OFFICIAL BUS.	109	34	0	0	0	0	0	143
OBTAIN CREDIT CRD DECEPT	19	7	0	0	0	0	0	26
OBTAIN DAN. DRUG/DECEPTION	1	0	0	0	0	0	0	1
OBTAIN DANGEROUS DRUGS	1	0	0	0	0	0	0	1
OBTAIN LIQUOR UNDER 21YRS	1	0	0	0	0	0	0	1
PARKS/RECREATION RULES	1	0	0	0	0	0	0	1
PASSING BAD CHECKS	2	0	0	0	0	0	0	2
PERJURY	10	0	0	0	0	0	0	10
PERMITTING DRUG ABUSE	4	0	0	0	0	0	0	4
PERSONATION OF AN OFFICER	2	0	0	0	0	0	0	2
PETTY THEFT	120	12	1	0	0	0	0	133
PHONE HARRASSMENT (CALLS)	15	1	0	0	0	0	0	16
PLACNG INJURIOUS MAT HIWA	3	0	0	0	0	0	0	3
POLUTNG STATE LAND/WATER	3	0	0	0	0	0	0	3
POSS. DANGEROUS ORDNANCE	2	0	0	0	0	0	0	2
POSS. DRUG ABUSE INSTRUM.	22	8	0	0	0	0	0	30
POSS/CONT.INTOX BEV. OPEN	89	4	0	0	0	0	0	93
POSSESSING CRIMINAL TOOLS	86	4	0	0	0	0	0	90
POSSESSION OF WILDLIFE	2	0	0	0	0	0	0	2
PROHIBITION (UNDER 21 YR)	33	1	0	0	0	0	0	34
PROHIBITIONS(UNDER 18 YR)	388	18	3	0	0	0	0	409
PROSTITUTION	0	0	0	0	0	0	0	0
PUBLIC GAMBLING	0	0	0	0	0	0	0	0
PUBLIC INDECENCY	90	12	0	0	0	0	0	102
RAPE	73	81	1	0	0	0	0	155
RECEIVING STOLEN PROPERTY	118	61	26	0	0	0	0	205
RESISTING ARREST	577	142	17	0	0	0	0	736
RIDOT	5	0	0	0	0	0	0	5

JUVENILE COURT STATISTICS 1979
REPORT 15: SEX BY OFFENSE BY RACE
NO. OF DELINQUENT CASES

	WHITE	BLACK	HISPANIC	AM INDIAN	ASIAN	OTHER	NO DATA	TOTAL
MALE								
ROBBERY	281	376	8	0	0	8	2	675
SAFECRACKING	23	10	0	0	0	0	0	33
SALE & USE OF FIRE WORKS	22	1	0	0	0	0	0	23
SALE LIQUOR TO A MINOR	4	0	0	0	0	0	0	4
SECURE WRITING DECEPTION	1	0	0	0	0	0	0	1
SEXUAL BATTERY	5	2	0	0	0	0	0	7
SEXUAL IMPOSITION	66	27	0	0	0	1	2	96
SOLICIT PERSON UNDER AG13	2	0	0	0	0	1	0	3
SOLICITING	14	6	0	0	0	0	0	20
TAMPERING W/COIN MACHINES	166	55	3	0	0	1	0	225
TAMPERING WITH EVIDENCE	3	0	0	0	0	0	0	3
TAMPERING WITH RECORDS	7	1	0	0	0	0	0	8
TELEPHONE HARASSMENT	61	5	0	0	0	0	0	66
THEFT	702	207	9	0	7	4	5	930
THEFT OF DRUGS	5	0	1	0	0	0	0	6
TRAFFICKING IN DRUGS	23	13	5	0	0	2	0	43
TRAFFICKING IN MARIJUANA	2	0	0	0	0	0	0	2
TRANS. LOAD/FIREARM VEHIC	1	0	0	0	0	0	0	1
TRESPASS TO COMMIT FELONY	29	1	0	0	0	0	0	30
UNAUTH. USE VEHICLE(48HR)	76	1	0	0	0	0	0	77
UNAUTHORIZED USE OF VEHICL	118	27	0	0	0	9	1	155
UNAUTHORIZED USE/PROPERTY	13	3	0	0	0	0	0	16
UNLAWFUL POSS. DANG. ORDNC	8	0	0	0	0	0	0	8
UNLAWFUL RESTRAINT	4	0	0	0	0	0	0	4
UNLAWFUL TRANS IN WEAPONS	1	0	0	0	0	0	0	1
USE WEAPONS (INTOXICATED)	3	0	0	0	0	0	0	3
VANDALISM	459	32	4	0	0	1	0	501
VANDALISM B&E TOMB	1	0	0	0	0	0	0	1
VANDALISM BUS. PROPERTY	100	6	2	0	0	0	1	109
VANDALISM DAMAGE TOMB	14	0	0	0	0	0	0	14
VANDALISM OCCUPIED STRUCT	49	1	0	0	0	0	0	50
VEHICULAR HOMICIDE	34	1	0	0	0	0	2	37
VIOLATION OF COURT ORDER	996	174	3	0	0	1	8	1182
VOLUNTARY MANSLAUGHTER	13	2	0	0	0	0	0	15
VOYEURISM	11	5	0	0	0	0	0	16
WEAPNS WHIL UNDR DSABILIT	22	10	1	0	0	0	0	33
NO DATA	428	94	0	0	0	0	0	522
	39784	9160	542	3	29	270	34	50128
	48403	11416	644	3	27	343	456	61292

JUVENILE COURT STATISTICS 1979
REPORT 16: SEX BY DISPOSITION BY RACE *
NO. OF DELINQUENT CASES

	WHITE	BLACK	HISPANIC	AM INDIAN	ASIAN	OTHER	NO DATA	TOTAL
FEMALE								
ADJUSTED / ADMONISHED	1151	280	2	0	0	3	18	1454
BOUND OVER	9	9	0	0	0	0	0	18
CASE HELD OPEN	454	123	0	0	0	0	0	577
COMMIT TO NON OYC AGENCY	108	52	0	0	0	0	0	160
COURTESY SUPERVISION	14	4	0	0	0	1	0	19
DETENTION	114	10	0	0	0	0	0	124
DISMISSED	1111	398	3	0	0	15	0	1566
DIVERTED TO COMMUNITY	76	20	0	0	0	0	0	96
FINE	131	10	0	0	0	0	0	141
FINE AND COURT COST	1206	285	25	0	1	2	0	1538
FOSTER HOME/BOARDING HOME	41	6	0	0	0	0	0	47
HOUSE ARREST	72	21	0	0	0	0	0	93
MH & MR INSTITUTION	8	1	0	0	0	0	0	9
PARENTAL PROB/SUPERVISION	97	24	0	0	0	0	0	121
PERMANENT OYC COMMITMENT	385	153	0	0	0	0	0	538
PLACEMENT	36	6	0	0	0	0	0	42
PROBATION	1835	365	14	0	0	1	2	2242
REF TO OTHER JURISDICTION	291	13	4	0	0	0	1	322
REFERRAL TO AGENCY	184	50	0	0	0	0	0	234
RESTITUTION	146	72	0	0	0	0	0	218
SUSPENDED COMM TO OYC	146	34	1	0	0	0	0	181
SUSPENDED DRIVERS LICENSE	7	0	0	0	0	0	0	7
TEMP CUSTODY W/ RELATIVE	26	12	2	0	0	1	0	41
TEMPORARY OYC COMMITMENT	154	35	1	0	1	1	0	192
TERMINATED	126	48	1	0	0	1	19	195
WELFARE/DEPT OF CHILDREN	81	35	0	0	0	0	2	119
WORK DETAIL	32	31	0	0	0	0	0	63
OTHER	569	163	11	0	0	0	12	755
NO DATA	9	0	0	0	0	0	0	9
	8619	2256	102	0	2	73	112	11165
MALE								
ADJUSTED / ADMONISHED	2896	512	16	0	0	6	52	3482
BOUND OVER	1287	126	0	0	0	0	1	1414
CASE HELD OPEN	1280	267	0	0	0	0	0	1547
COMMIT TO NON OYC AGENCY	431	165	0	0	0	0	20	596
COURTESY SUPERVISION	34	8	0	0	0	0	0	42
DETENTION	722	62	15	0	0	3	0	802
DISMISSED	5055	1730	101	0	0	6	31	6987
DIVERTED TO COMMUNITY	269	28	0	0	0	0	0	297
FINE	630	31	13	0	0	0	0	674
FINE AND COURT COST	5746	1011	109	0	0	7	29	6975
FOSTER HOME/BOARDING HOME	112	11	0	0	0	0	0	123
HOUSE ARREST	264	42	0	0	0	0	0	306
MH & MR INSTITUTION	26	1	0	0	0	0	0	27
PARENTAL PROB/SUPERVISION	437	66	4	0	0	0	0	507
PERMANENT OYC COMMITMENT	3354	1365	56	0	0	14	0	4779
PLACEMENT	180	32	4	0	0	0	1	217
PROBATION	8946	1604	109	0	0	33	80	10775
REF TO OTHER JURISDICTION	1076	74	20	0	0	3	29	1202
REFERRAL TO AGENCY	475	126	1	0	0	10	7	619
RESTITUTION	1491	279	20	0	0	19	11	1824
SPECIAL PROBATION	3	0	0	0	0	0	0	3
SUSPENDED COMM TO OYC	1257	246	15	0	0	0	0	1530
SUSPENDED DRIVERS LICENSE	82	7	0	0	0	0	0	89
TEMP CUSTODY W/ RELATIVE	180	22	3	0	0	5	2	215
TEMPORARY OYC COMMITMENT	670	202	3	0	0	1	0	876
TERMINATED	397	107	1	0	0	1	25	531
WELFARE/DEPT OF CHILDREN	159	65	1	0	0	0	0	225
WORK DETAIL	238	170	0	0	0	13	0	408
OTHER	2420	723	44	0	0	13	1	3227
NO DATA	55	23	0	0	0	5	33	64
	39784	9160	542	3	27	343	343	50127
	48403	11416	644	3	27	343	456	61292

* Cuyahoga County failed to submit data for November and December, 1979.

JUVENILE COURT STATISTICS 1979
 REPORT 17: SEX BY AGE BY OFFENSE CATEGORY *
 NO. OF DELINQUENT CASES

	HOMICIDE ASSAULT	SEX OFF	ARSON VANDAL	ROBBERY BURGLARY	THEFT FRAUD	DISORD CONDUCT	COMPLIC ATTEMPT	DRUG ALCOHOL	OTHER DEL'Y	LOCAL ORD	NO DATA	TOTAL
FEMALE												
08 AND UNDER	0	0	1	3	11	0	0	0	4	0	0	19
09	0	0	3	6	12	0	0	0	4	0	0	29
10	0	0	4	6	12	0	0	0	4	0	0	36
11	0	0	4	6	12	0	0	0	4	0	0	36
12	2	0	10	13	20	2	2	1	1	0	0	56
13	0	0	27	29	38	2	4	1	1	0	0	120
14	1	0	36	57	84	4	9	1	1	0	0	188
15	2	1	53	90	84	9	2	1	1	1	0	233
16	3	1	77	179	150	3	6	1	1	1	0	400
17	2	2	79	169	235	3	7	1	1	1	0	488
18	0	0	9	149	206	5	5	2	6	1	0	388
19	3	0	0	13	16	0	6	3	5	1	0	56
AND OVER	1	0	0	0	2	0	0	0	4	0	0	17
NO DATA	22	0	4	6	2	4	0	2	1	0	0	39
	1040	84	388	720	4004	779	177	623	3162	57	131	11165
MALE												
08 AND UNDER	16	0	37	22	42	5	2	0	12	0	1	137
09	17	0	59	41	46	5	2	0	21	0	1	199
10	32	2	84	80	127	10	1	0	21	0	1	367
11	44	2	136	144	260	18	2	0	47	0	1	668
12	124	2	251	328	515	47	2	0	133	1	1	1884
13	244	3	394	664	1019	107	5	2	333	1	2	2953
14	400	10	608	1405	1934	261	13	2	509	1	18	5868
15	685	10	799	2291	3865	447	26	4	709	3	55	9378
16	839	11	1066	2615	3482	843	38	1	937	5	106	12242
17	1108	14	1168	2769	3695	1234	55	1	1677	7	167	14295
18	227	3	203	422	557	176	10	1	280	1	20	2199
19	7	1	8	17	18	6	3	1	7	0	0	78
AND OVER	37	1	26	60	71	15	1	1	2	0	0	259
NO DATA	3781	574	4832	10858	14631	3178	1556	3131	6819	2888	532	50127
	4821	658	5227	11578	18635	3957	1733	3754	9981	2888	663	61292

* Cuyahoga County failed to submit data for November and December, 1979.

JUVENILE COURT STATISTICS 1979
REPORT 18: SEX BY AGE BY DISPOSITION CATEGORY *
NO. OF DELINQUENT CASES

	DIS- MISSED	NON-CT SUPRVSN	PROB ETC	DETEN- TION	OYC COMMIT	OTHER AGENCY	BIND- OVER	OTHER JURIS	OTHER DISP	NO DATA	TOTAL
FEMALE											
08 AND UNDER	3	8	1	0	0	1	0	0	6	0	19
09	10	7	6	0	1	5	0	0	0	0	29
10	15	11	22	0	0	2	0	4	1	0	50
11	25	50	18	0	0	2	0	3	1	0	88
12	62	142	78	6	10	2	0	9	4	0	222
13	130	294	198	10	46	7	0	10	9	5	586
14	220	469	445	13	120	12	0	40	21	3	1000
15	346	695	677	32	233	16	0	60	34	0	1555
16	387	827	687	35	185	14	0	75	30	0	1846
17	430	877	503	25	137	8	5	105	26	0	2243
18	96	116	72	2	5	6	0	3	3	1	344
19 AND OVER	11	2	0	0	0	1	0	0	0	0	17
NO DATA	27	17	15	1	0	1	0	5	10	0	76
	1762	3515	2722	124	739	616	14	322	1342	9	11165
MALE											
08 AND UNDER	52	31	23	0	0	10	0	0	21	0	137
09	50	51	39	1	0	12	0	5	41	0	199
10	79	112	93	1	0	26	0	5	51	0	367
11	143	172	202	2	3	53	0	6	87	0	668
12	249	352	481	11	104	95	0	6	186	0	1484
13	381	706	1014	54	251	159	0	40	347	1	2953
14	776	1329	1982	75	654	315	0	98	636	3	5868
15	1243	2134	2984	146	1276	378	19	212	969	17	9378
16	1630	2945	3750	191	1726	380	67	339	1194	20	12242
17	2225	3975	3605	270	1740	319	249	439	1450	23	14295
18	591	725	321	44	93	50	78	42	255	0	2199
19 AND OVER	37	13	1	1	0	9	5	4	8	0	78
NO DATA	62	60	56	4	26	7	8	6	30	0	259
	7518	12605	14551	800	5873	1813	426	1202	5275	64	50127
	9280	16120	17273	924	6612	2429	440	1524	6617	73	61292

* Cuyahoga County failed to submit data for November and December, 1979.

JUVENILE COURT STATISTICS 1979
REPORT 19: SEX BY REFERRAL BY OFFENSE CATEGORY *
NO. OF DELINQUENT CASES

	HOMICIDE ASSAULT	SEX OFF	ARSON VANDAL	ROBBERY BURGLARY	THEFT FRAUD	DISORD CONDUCT	COMPLIC ATTEMPT	DRUG ALCOHOL	OTHER DEL'Y	LOCAL ORD	NO DATA	TOTAL
FEMALE												
LAW ENFORCEMENT OFF.	393	66	247	538	2481	586	129	497	1059	31	55	6082
OTHER COURT	6	0	6	5	84	7	5	8	16	6	3	145
PARENTS OR RELATIVES	35	3	6	7	61	16	3	10	475	0	0	623
PAROLE OFFICER	2	0	0	7	19	1	1	0	5	0	0	35
PROBATION OFFICER	2	4	11	15	65	21	8	14	818	10	34	1022
SCHOOL	45	0	10	24	29	19	13	41	319	3	11	516
SOCIAL AGENCY	33	1	20	4	25	23	0	7	112	0	5	230
VICTIM	270	0	47	44	487	48	2	63	63	1	7	970
OTHER SOURCE	152	4	23	34	633	22	16	11	107	0	2	1004
NO DATA	82	6	18	42	120	36	1	34	188	6	6	539
	1040	84	388	720	4004	779	177	623	3162	57	131	11165
MALE												
LAW ENFORCEMENT OFF.	1939	404	3677	8850	11311	2640	1323	2634	3774	162	351	37065
OTHER COURT	26	6	53	121	215	29	18	39	61	6	13	587
PARENTS OR RELATIVES	107	6	52	53	184	41	6	30	358	1	7	847
PAROLE OFFICER	11	0	7	33	66	5	2	5	14	1	4	147
PROBATION OFFICER	103	15	73	308	344	52	58	41	1280	20	78	2352
SCHOOL	96	6	52	151	94	31	19	96	498	2	16	1081
SOCIAL AGENCY	84	11	37	15	82	17	12	18	165	5	10	487
VICTIM	722	50	443	411	880	128	33	79	156	4	11	2850
OTHER SOURCE	398	32	203	243	843	120	35	221	310	2	14	2168
NO DATA	295	44	243	621	612	125	32	181	221	2	28	2543
	3781	574	4839	10858	14631	3178	1560	3131	6819	22	532	50127
	4821	658	5227	11578	18635	3957	1733	3754	9901	285	663	61292

* Cuyahoga County failed to submit data for November and December, 1979.

JUVENILE COURT STATISTICS 1979
REPORT 20: SEX BY REFERRAL BY DISPOSITION CATEGORY *
NO. OF DELINQUENT CASES

	DIS- MISSED	NON-CT SUPRVSN	PROB ETC	DETEN- TION	OVC COMMIT	OTHER AGENCY	BIND- OVER	OTHER JURIS	OTHER DISP	NO DATA	TOTAL
FEMALE											
LAW ENFORCEMENT OFF.	843	2265	1370	49	336	268	13	218	714	6	6082
OTHER COURT	8	55	50	3	4	2	0	13	11	0	146
PARENTS OR RELATIVES	111	106	204	6	47	73	0	6	65	2	623
PAROLE OFFICER	2	12	10	0	1	2	0	2	6	0	35
PROBATION OFFICER	102	62	367	29	232	34	0	7	128	1	1022
SCHOOL	75	131	174	12	12	26	0	1	83	0	514
SOCIAL AGENCY	35	30	37	4	27	41	0	3	44	0	230
VICTIM	262	357	170	8	36	33	0	20	84	0	970
OTHER SOURCE	177	384	210	7	22	26	0	48	130	0	1004
NO DATA	147	104	130	6	22	48	1	4	77	0	539
	1762	3515	2722	124	739	616	14	322	1342	9	11165
MALE											
LAW ENFORCEMENT OFF.	4871	9848	10937	584	4391	1065	340	983	3995	51	37065
OTHER COURT	45	161	195	8	48	33	2	28	64	3	587
PARENTS OR RELATIVES	153	111	267	18	106	103	2	11	75	1	847
PAROLE OFFICER	26	35	32	3	14	8	1	1	21	0	147
PROBATION OFFICER	244	177	631	97	736	175	12	18	258	4	2352
SCHOOL	149	272	381	31	54	41	0	10	140	3	1081
SOCIAL AGENCY	82	73	77	3	79	83	0	17	70	1	487
VICTIM	852	701	711	29	191	73	10	43	240	0	2850
OTHER SOURCE	517	586	586	20	117	77	9	68	238	0	2168
NO DATA	579	645	784	7	137	155	48	17	174	1	2543
	7518	12605	14551	800	5873	1813	426	1202	5275	64	50127
	9280	16120	17273	924	6612	2429	440	1524	6617	73	61292

* Cuyahoga County failed to submit data for November and December, 1979.

JUVENILE COURT STATISTICS 1979
 REPORT 21: SEX BY OFFENSE BY OFFENSE CATEGORY *
 NO. OF DELINQUENT CASES

	HOMICIDE ASSAULT	SEX OFF	ARSON VANDAL	ROBBERY BURGLARY	THEFT FRAUD	DISORD CONDUCT	COMPLIC ATTEMPT	DRUG ALCOHOL	OTHER DEL'Y	LOCAL ORD	NO DATA	TOTAL
FEMALE												
ABDUCTION	0	0	0	0	0	0	0	0	2	0	0	2
ABUSNG HARMFUL INTOXICANT	0	0	0	0	0	0	0	33	0	0	0	33
AGGRAVATED ARSON	0	0	19	0	0	0	0	0	0	0	0	19
AGGRAVATED ASSAULT	25	0	0	0	0	0	0	0	0	0	0	25
AGGRAVATED BURGLARY	0	0	0	98	0	0	0	0	0	0	0	98
AGGRAVATED MENACING	34	0	0	0	0	0	0	0	0	0	0	34
AGGRAVATED MURDER	3	0	0	0	0	0	0	0	0	0	0	3
AGGRAVATED RIOT	0	0	0	0	0	1	0	0	0	0	0	1
AGGRAVATED ROBBERY	0	0	0	42	0	0	0	0	0	0	0	42
AGGRAVATED VEHIC HOMICIDE	1	0	0	0	0	0	0	0	0	0	0	1
AID/ESCAPE/RESIST AUTHRTY	0	0	0	0	0	0	0	0	0	0	0	0
AIDG ESCAPE ANYONE CONFND	0	0	0	0	0	0	0	0	2	0	0	2
AIDG ESCAPE WHILE CONFND	0	0	0	0	0	0	0	0	1	0	0	1
ARSON	0	0	20	0	0	0	0	0	0	0	0	20
ASSAULT	702	0	0	0	0	0	0	0	0	0	0	702
ASSAULT PHYSICAL HARM	78	0	0	0	0	0	0	0	0	0	0	78
ATTEMPT	0	0	0	0	0	0	19	0	0	0	0	19
B & E UNOCCUPIED STRUCT	0	0	0	17	0	0	0	0	0	0	0	17
BREAKING AND ENTERING	0	0	0	88	0	0	0	0	0	0	0	88
BURGLARY	0	0	0	66	0	0	0	0	0	0	0	66
CARRYING CONCEALED WEAPON	0	0	0	0	0	0	52	0	0	0	0	52
CHILD STEALING	0	0	0	0	0	0	9	0	0	0	0	9
COMPLICITY	0	0	0	0	0	0	0	0	0	0	0	0
COMPOUNDING A CRIME	0	0	0	0	0	0	0	0	0	0	0	0
CONSUP/INTOX.BEV.MOTOR VE	0	0	0	0	0	0	0	2	0	0	0	2
CONTRIBUTE TO DELINQUENCY	0	0	0	0	0	0	0	0	0	0	0	0
CONVEYNG PROHIBITED ITEMS	0	0	0	0	0	0	0	0	0	0	0	0
CORUPTING ANOTHER W/DRUGS	0	0	0	0	0	0	0	0	0	0	0	0
CRIMINAL DAMAGE ENDANGRN	0	0	238	0	0	0	0	0	0	0	0	238
CRIMINAL MISCHIEF	0	0	70	0	0	0	0	0	0	0	0	70
CRIMINAL SIMULATION	0	0	0	0	1	0	0	0	0	0	0	1
CRIMINAL TRESPASS	0	0	0	346	0	0	0	0	0	0	0	346
DEFRAUD USING CREDIT CARD	0	0	0	0	2	0	0	0	0	0	0	2
DEFRAUDING LIVERY/HOSTELR	0	0	0	0	2	0	0	0	0	0	0	2
DELINQUENT	0	0	0	0	0	0	0	0	2114	0	0	2114
DELIVERNG WEAPNS,DRGS/LIQ	0	0	0	0	0	0	0	0	1	0	0	1
DESECRATION	0	0	0	0	0	0	0	0	3	0	0	3
DISORDERLY CONDUCT	0	0	0	0	0	62	0	0	0	0	0	62
DISORDERLY CONDUCT INTOX.	0	0	0	0	0	82	0	0	0	0	0	82
DISPOSE GARBAGE PUBLIC WA	0	0	0	0	0	0	0	0	5	0	0	5
DOMESTIC VIOLENCE	0	0	0	0	0	0	0	0	1	0	0	1
DRUG ABUSE	0	0	0	0	0	0	0	35	0	0	0	35
ENDANGERING CHILDREN	0	0	0	0	0	0	0	0	0	0	0	0
ESCAPE	0	0	0	0	0	0	0	0	5	0	0	5
FAILURE TO AID OFFICER	0	0	0	0	0	0	0	0	0	0	0	0
FAILURE TO DISPERSE	0	0	0	0	0	0	0	0	0	0	0	0
FAILURE TO REPORT A CRIME	0	0	0	0	0	0	0	0	0	0	0	0
FALSE ALARM (LAW ENFORC.)	0	0	0	0	0	0	0	0	0	0	0	0
FALSE WARNING	0	0	0	0	0	0	0	0	0	0	0	0
FALSIFICATION	0	0	0	0	0	0	0	0	0	0	0	0
FELONIOUS ASSAULT	60	0	0	0	0	0	0	0	8	0	0	68
FORGERY	0	0	0	0	186	0	0	0	0	0	0	186
FORGERY OF DRUG DOCUMENT	0	0	0	0	0	0	0	0	0	0	0	0
GRAND THEFT	0	0	0	0	0	0	0	0	0	0	0	0
HANDLE FIREARM IN VEHICLE	0	0	0	0	0	0	3	0	0	0	0	3
ILLEGAL PURCHASE/BEER/LIQ	0	0	0	0	0	0	0	9	0	0	0	9
IMPORTUNING	0	0	0	0	0	0	0	0	0	0	0	0
IMPROP. TRANS. FIREARM	0	4	0	0	0	0	1	0	0	0	0	5
INCITING TO VIOLENCE	0	0	0	0	0	0	0	0	0	0	0	0
INDUCING PANIC	0	0	0	0	0	4	0	0	0	0	0	4
INTERFERENCE WITH CUSTODY	0	0	0	0	0	0	0	0	0	0	0	0
INVOLUNTARY MANSLAUGHTER	1	0	0	0	0	0	0	0	2	0	0	3
JUVENILE TRAFFIC OFFENSE	0	0	0	0	0	0	0	0	8	0	0	8
KIDNAP VIC IN SERIOUS DAN	0	0	0	0	0	0	0	0	1	0	0	1
KIDNAPPING	0	0	0	0	0	0	0	0	0	0	0	0
LOCAL ORDINANCE	0	0	0	0	0	0	0	0	0	57	0	57

* Cuyahoga County failed to submit data for November and December, 1979. -60-

JUVENILE COURT STATISTICS 1979
REPORT 21: SEX BY OFFENSE BY OFFENSE CATEGORY
NO. OF DELINQUENT CASES

	HOMICIDE ASSAULT	SEX OFF	ARSON VANDAL	ROBBERY BURGLARY	THEFT FRAUD	DISORD CONDUCT	COMPLIC ATTEMPT	DRUG ALCOHOL	OTHER DEL'TY	LOCAL ORD	NO DATA	TOTAL
FEMALE												
MAKING FALSE ALARMS	0	0	0	0	0	25	0	0	0	0	0	25
MENACING	115	0	0	0	0	0	0	0	0	0	0	115
MISCONDUCT AT EMERGENCY	0	0	0	0	0	1	0	0	0	0	0	1
MISPRISON OF A FELONY	0	0	0	0	0	0	0	0	0	0	0	0
MISREP. BY MINOR/UNDER 18	0	0	0	0	0	0	0	0	0	0	0	0
MISREP. MINOR/ALCOHOL BEV	0	0	0	0	0	0	0	0	0	0	0	0
MURDER	0	0	0	0	0	0	0	0	0	0	0	0
NEGLIGENT ASSAULT	0	0	0	0	0	0	0	0	0	0	0	0
OBSTRUCTING JUSTICE	0	0	0	0	0	0	0	0	0	0	0	0
OBSTRUCTING OFFICIAL BUS.	0	0	0	0	0	0	0	0	12	0	0	12
OBTAIN CREDIT CRD DECEPTN	0	0	0	0	17	0	0	0	0	0	0	17
OBTAIN DANGEROUS DRUGS	0	0	0	0	0	0	0	0	0	0	0	0
OBTAIN LIQUOR UNDER 21 YRS	0	0	0	0	0	0	0	0	0	0	0	0
PARKS/RECREATION RULES	0	0	0	0	0	0	0	0	0	0	0	0
PASSING BAD CHECKS	0	0	0	0	17	0	0	0	0	0	0	17
PERJURY	0	0	0	0	0	0	0	0	0	0	0	0
PETTY THEFT	0	0	0	0	35	0	0	0	0	0	0	35
PHONE HARRASSMENT (CALLS)	0	0	0	0	0	8	0	0	0	0	0	8
POLUTING STATE LAND/WATER	0	0	0	0	0	0	0	0	0	0	0	0
POSS. DRUG ABUSE INSTRUM.	0	0	0	0	0	0	0	0	0	0	0	0
POSS/CONT.INTOX BEV. OPEN	0	0	0	0	0	0	0	3	0	0	0	3
POSSESSING CRIMINAL TOOLS	0	0	0	0	0	0	0	0	0	0	0	0
PROHIBITION (UNDER 21 YR)	0	0	0	0	0	0	0	0	0	0	0	0
PROHIBITIONS(UNDER 18 YR)	0	0	0	0	0	0	0	0	0	0	0	0
PROSTITUTION	0	15	0	0	0	0	0	11	0	0	0	11
PUBLIC INDECENCY	0	5	0	0	0	0	0	0	0	0	0	5
RAPE	0	2	0	0	0	0	0	0	0	0	0	2
RECEIVING STOLEN PROPERTY	0	0	0	0	14	0	0	0	0	0	0	14
RESISTING ARREST	0	0	0	0	0	0	0	0	13	0	0	13
RIOT	0	0	0	0	0	1	0	0	0	0	0	1
ROBBERY	0	0	0	6	0	0	0	0	0	0	0	6
SALE & USE OF FIRE WORKS	0	0	0	0	0	0	0	0	0	0	0	0
SALE LIQUOR TO A MINOR	0	0	0	0	0	0	0	0	0	0	0	0
SEXUAL IMPOSITION	0	0	0	0	0	0	0	0	0	0	0	0
SOLICITING	0	5	0	0	0	0	0	0	0	0	0	5
TELEPHONE HARASSMENT	0	0	0	0	0	2	0	0	0	0	0	2
THEFT	0	0	0	0	30	0	0	0	0	0	0	30
THEFT OF DRUGS	0	0	0	0	0	0	0	0	0	0	0	0
TRAFFICKING IN DRUGS	0	0	0	0	0	0	0	0	0	0	0	0
TRANS. LOAD/FIREARM VEHIC	0	0	0	0	0	0	0	0	0	0	0	0
UNAUTH. USE VEHICLE(48HR)	0	0	0	0	0	0	0	0	0	0	0	0
UNAUTHORIZED USE OF VEHICL	0	0	0	0	18	0	0	0	0	0	0	18
UNAUTHORIZED USE/PROPERTY	0	0	0	0	17	0	0	0	0	0	0	17
UNLAWFL POSS. DANG. ORDNC	0	0	0	0	0	0	0	0	0	0	0	0
UNLAWFUL RESTRAINT	0	0	0	0	0	0	0	0	0	0	0	0
USE WEAPONS (INTOXICATED)	0	0	0	0	0	0	0	0	0	0	0	0
VANDALISM	0	0	3	0	0	0	0	0	0	0	0	3
VANDALISM BUS. PROPERTY	0	0	3	0	0	0	0	0	0	0	0	3
VANDALISM OCCUPIED STRUCT	0	0	5	0	0	0	0	0	0	0	0	5
VEHICULAR HOMICIDE	5	0	0	0	0	0	0	0	0	0	0	5
VIOLATION OF COURT ORDER	0	0	0	0	0	0	0	0	5	0	0	5
VOLUNTARY MANSLAUGHTER	6	0	0	0	0	0	0	0	0	0	0	6
WEAPNS WHIL UNDR DSABILIT	0	0	0	0	0	0	2	0	0	0	0	2
WITNESS SOLIC/ACCEP BRIBE	0	0	0	0	0	0	0	0	1	0	0	1
NO DATA	0	0	0	0	0	0	0	0	0	0	0	0
	1040	84	388	720	4004	779	177	623	3162	57	131	11165
MALE												
ABDUCTION	0	0	0	0	0	0	0	0	24	0	0	24
ABUSNG HARMFUL INTOXICANT	0	0	0	0	0	0	0	2	0	0	0	2
AGGRA TRAFFICKING DRUGS	0	0	0	0	0	0	0	0	0	0	0	0
AGGRAVATED ARSON	0	0	10	0	0	0	0	0	0	0	0	10
AGGRAVATED ASSAULT	7	0	0	0	0	0	0	0	0	0	0	7
AGGRAVATED BURGLARY	0	0	0	20	0	0	0	0	0	0	0	20
AGGRAVATED MENACING	33	0	0	0	0	0	0	0	0	0	0	33

JUVENILE COURT STATISTICS 1979
 REPORT 21: SEX BY OFFENSE BY OFFENSE CATEGORY
 NO. OF DELINQUENT CASES

	HOMICIDE ASSAULT	SEX OFF	ARSON VANDAL	ROBBERY BURGLARY	THEFT FRAUD	DISORD CONDUCT	COMPLIC ATTEMPT	DRUG ALCOHOL	OTHER DEL'Y	LOCAL ORD	NO DATA	TOTAL
MALE												
AGGRAVATED MURDER	45	0	0	0	0	0	0	0	0	0	0	45
AGGRAVATED RIOT	0	0	0	0	0	4	0	0	0	0	0	4
AGGRAVATED ROBBERY	0	0	0	515	0	0	0	0	0	0	0	515
AGGRAVATED VEHIC HOMICIDE	10	0	0	0	0	0	0	0	0	0	0	10
AID/ESCAPE/RESIST AUTHRTY	0	0	0	0	0	0	0	0	0	0	0	0
AIDG ESCAPE ANYONE CONFND	0	0	0	0	0	0	0	0	0	0	0	0
ARSON	0	0	202	0	0	0	0	0	0	0	0	202
ASSAULT	2174	0	0	0	0	0	0	0	0	0	0	2174
ASSAULT PHYSICAL HARM	282	0	0	0	0	0	0	0	0	0	0	282
ASSAULT RECKLESS HARM	7	0	0	0	0	0	0	0	0	0	0	7
ATTEMPT	0	0	0	0	0	0	299	0	0	0	0	299
B & E UNOCCUPIED STRUCT	0	0	0	509	0	0	0	0	0	0	0	509
BINGO OPERATOR UNDER 18YR	0	0	0	0	0	0	0	0	4	0	0	4
BINGO OPERATORS	0	0	0	0	0	0	0	0	1	0	0	1
BREAKING AND ENTERING	0	0	0	2947	0	0	0	0	0	0	0	2947
BRIBERY	0	0	0	0	0	0	0	0	5	0	0	5
BURGLARY	0	0	0	1072	0	0	0	0	0	0	0	1072
CARRYING CONCEALED WEAPON	0	0	0	0	0	0	516	0	0	0	0	516
CHILD STEALING	0	0	0	0	0	0	0	0	2	0	0	2
CLIMBING ON RAILROAD CARS	0	0	0	0	0	0	0	0	6	0	0	6
COERCION	0	0	0	0	0	0	0	0	1	0	0	1
COMPLICITY	0	0	0	0	0	0	449	0	0	0	0	449
COMPOUNDING A CRIME	0	0	0	0	0	0	0	0	4	0	0	4
CONSPIRACY	0	0	0	0	0	0	11	0	0	0	0	11
CONSUP/INTOX.BEV.MOTOR VE	0	0	0	0	0	0	0	137	0	0	0	137
CONTRIBUTE TO DELINQUENCY	0	0	0	0	0	0	0	0	4	0	0	4
CONVEYNG PROHIBITED ITEMS	0	0	0	0	0	0	0	0	1	0	0	1
CONVEYNG WEAPONS/DRGS/LIQ	0	0	0	0	0	0	0	0	1	0	0	1
CORRUPTING ANOTHER W/DRUGS	0	0	0	0	0	0	0	1	0	0	0	1
CRIMINAL DAMAGE ENDANGRNG	0	0	287	0	0	0	0	0	0	0	0	287
CRIMINAL MISCHIEF	0	0	967	0	0	0	0	0	0	0	0	967
CRIMINAL SIMULATION	0	0	0	0	0	0	0	0	0	0	0	0
CRIMINAL TRESPASS	0	0	0	2784	0	0	0	0	0	0	0	2784
DECEPTION HARMFUL MATTER	0	2	0	0	0	0	0	0	0	0	0	2
DEFACE MARKER/MONUMENT	0	0	0	0	0	0	0	0	1	0	0	1
DEFRAUD USING CREDIT CARD	0	0	0	0	2	0	0	0	0	0	0	2
DEFRAUDING LIVERY/HOSTELR	0	0	0	0	5	0	0	0	0	0	0	5
DELINQUENT	0	0	0	0	0	0	0	0	3878	0	0	3878
DESECRATION	0	0	0	0	0	0	0	0	1	0	0	1
DESTROY WILDBIRD/QUADRUPT	0	0	0	0	0	0	0	0	2	0	0	2
DISCH. FIREARM MOTOR VEH.	0	0	0	0	0	0	2	0	0	0	0	2
DISCHARG FIREARM HIGHWAY	0	0	0	0	0	0	0	0	1	0	0	1
DISCHARGE OF FIREARM	0	0	0	0	0	0	0	0	6	0	0	6
DISORDERLY CONDUCT	0	0	0	0	0	2443	0	0	0	0	0	2443
DISORDERLY CONDUCT INTOX.	0	0	0	0	0	465	0	0	0	0	0	465
DISPOSE GARBAGE PUBLIC WA	0	0	0	0	0	0	0	0	3	0	0	3
DISRUPTING PUBLIC SERVICE	0	0	0	0	0	0	0	0	0	0	0	0
DISRUPTION PUBLIC SERVICE	0	0	11	0	0	0	0	0	0	0	0	11
DISSEMINATING MATTER JUV	0	2	0	0	0	0	0	0	0	0	0	2
DISTURBING LAWFUL MEETING	0	0	0	0	0	0	0	0	0	0	0	0
DOM. VIO. PHYSICAL HARM	0	0	0	0	0	0	0	0	3	0	0	3
DOMESTIC VIOLENCE	0	0	0	0	0	0	0	0	2	0	0	2
DRIVING WHILE INTOX/DRUG	0	0	0	0	0	0	0	0	3	0	0	3
DRUG ABUSE	0	0	0	0	0	0	0	184	0	0	0	184
ENDANGERING CHILDREN	0	0	0	0	0	0	0	0	2	0	0	2
ESCAPE	0	0	0	0	0	0	0	0	20	0	0	20
EXTORTION	0	0	0	0	0	0	0	0	15	0	0	15
FAILURE TO SECURE DANG/ORD	0	0	0	0	0	0	0	0	0	0	0	0
FAILURE TO AID OFFICER	0	0	0	0	0	0	0	0	0	0	0	0
FAILURE TO DISPERSE	0	0	0	0	0	17	0	0	0	0	0	17
FAILURE TO REPORT A CRIME	0	0	0	0	0	0	0	0	7	0	0	7
FALSE WARNING	0	0	0	0	0	20	0	0	0	0	0	20
FALSIFICATION	0	0	0	0	0	0	0	0	182	0	0	182
FELONIOUS ASSAULT	374	0	0	0	0	0	0	0	0	0	0	374
FELONIOUS SEX PENETRATION	0	2	0	0	0	0	0	0	0	0	0	2
FELONY MURDER	12	0	0	0	0	0	0	0	0	0	0	12

JUVENILE COURT STATISTICS 1979
REPORT 21: SEX BY OFFENSE BY OFFENSE CATEGORY

NO. OF DELINQUENT CASES

	HOMICIDE ASSAULT	SEX OFF	ARSON VANDAL	ROBBERY BURGLARY	THEFT FRAUD	DISORD CONDUCT	COMPLIC ATTEMPT	DRUG ALCOHOL	OTHER DEL'Y	LOCAL ORD	NO DATA	TOTAL
MALE												
FISHING W/OUT LICENSE	0	0	0	0	0	0	0	0	7	0	0	7
FORGERY	0	0	0	0	344	0	0	0	0	0	0	344
FORGERY OF DRUG DOCUMENT	0	0	0	0	0	0	0	1	0	0	0	1
FORGING LIQUOR LABELS	0	0	0	0	0	0	0	2	0	0	0	2
FURNISHING MINOR FIREARMS	0	0	0	0	0	0	5	0	0	0	0	5
GAMBLING	0	0	0	0	0	0	0	0	1	0	0	1
GRAND THEFT	0	0	0	0	101	0	0	0	0	0	0	101
GROSS SEXUAL IMPOSITION	0	150	0	0	0	0	0	0	0	0	0	150
HANDLE FIREARM IN VEHICLE	0	0	0	0	0	0	24	0	0	0	0	24
HUNTING OUT OF SEASON	0	0	0	0	0	0	0	0	34	0	0	34
HUNTING W/OUT PERMISSION	0	0	0	0	0	0	0	0	9	0	0	9
ILLEGAL PROC/DRUG DOCUMEN	0	0	0	0	0	0	0	1	0	0	0	1
ILLEGAL PURCHASE/BEER/LIQ	0	0	0	0	0	0	0	49	0	0	0	49
ILLEGAL TAKING OF FISH	0	0	0	0	0	0	0	1	0	0	0	1
IMPERSONATING PEACE OFFIC	0	0	0	0	0	0	0	3	0	0	0	3
IMPORTUNING	0	14	0	0	0	0	0	0	0	0	0	14
IMPROP. TRANS. FIREARM	0	0	0	0	0	0	11	0	0	0	0	11
INCITING TO VIOLENCE	0	0	0	0	0	3	0	0	0	0	0	3
INDUCING PANIC	0	0	0	0	0	25	0	0	0	0	0	25
INJURY BY HUNTER	0	0	0	0	0	0	0	0	1	0	0	1
INTERFERENCE WITH CUSTODY	0	0	0	0	0	0	0	0	33	0	0	33
INTIMIDATION	0	0	0	0	0	0	0	0	1	0	0	1
INVOLUNTARY MANSLAUGHTER	2	0	0	0	0	0	0	0	1	0	0	3
JACKLIGHTING	0	0	0	0	0	0	0	0	5	0	0	5
JUVENILE TRAFFIC OFFENSE	0	0	0	0	0	0	0	0	29	0	0	29
KIDNAP FOR SPEC. PURPOSE	0	0	0	0	0	0	0	0	7	0	0	7
KIDNAP VIC IN SERIOUS DAN	0	0	0	0	0	0	0	0	1	0	0	1
KIDNAPPING	0	0	0	0	0	0	0	0	31	0	0	31
KILL NON GAME BIRDS	0	0	0	0	0	0	0	0	2	0	0	2
LOCAL ORDINANCE	0	0	0	0	0	0	0	0	0	228	0	228
MAKING FALSE ALARMS	37	0	0	0	0	103	0	0	0	0	0	140
MENACING	0	0	0	0	0	0	0	0	0	0	0	0
MISCONDUCT AT EMERGENCY	0	0	0	0	0	0	0	0	0	0	0	0
MISPRISON OF A FELONY	0	0	0	0	0	0	0	0	0	0	0	0
MISREP. BY MINOR/UNDER 18	0	0	0	0	0	0	0	16	6	0	0	22
MISREP. MINOR/ALCOHOL BEV	0	0	0	0	0	0	0	1	0	0	0	1
MISUSE OF CREDIT CARDS	0	0	0	0	0	0	0	0	0	0	0	0
MURDER	14	0	0	0	0	0	0	0	0	0	0	14
NEGLIGENT ASSAULT	20	0	0	0	0	0	0	0	0	0	0	20
NEGLIGENT HOMICIDE	4	0	0	0	0	0	0	0	0	0	0	4
NONSUPPORT OF DEPENDENTS	0	0	0	0	0	0	0	0	0	0	0	0
OBSTRUCTING JUSTICE	0	0	0	0	0	0	0	0	0	0	0	0
OBSTRUCTING OFFICIAL BUS.	0	0	0	0	0	0	0	0	153	0	0	153
OBTAIN CREDIT CRD DECEPTN	0	0	0	0	26	0	0	0	0	0	0	26
OBTAIN DAN. DRUG/DECEPTION	0	0	0	0	0	0	0	0	0	0	0	0
OBTAIN DANGEROUS DRUGS	0	0	0	0	0	0	0	0	0	0	0	0
OBTAIN LIQUOR UNDER 21YRS	0	0	0	0	0	0	0	0	0	0	0	0
PARKS/RECREATION RULES	0	0	0	0	0	0	0	0	14	0	0	14
PASSING BAD CHECKS	0	0	0	0	54	0	0	0	0	0	0	54
PERJURY	0	0	0	0	0	0	0	0	1	0	0	1
PERMITTING DRUG ABUSE	0	0	0	0	0	0	0	0	0	0	0	0
PERSONATION OF AN OFFICER	0	0	0	0	0	0	0	0	0	0	0	0
PETTY THEFT	0	0	0	0	135	0	0	0	0	0	0	135
PHONE HARRASSMENT (CALLS)	0	0	0	0	0	1	0	0	0	0	0	1
PLACNG INJURIOUS MAT HIWA	0	0	0	0	0	0	0	0	0	0	0	0
POLUTNG STATE LAND/WATER	0	0	0	0	0	0	0	0	0	0	0	0
POSS. DANGEROUS ORDNANCE	0	0	0	0	0	0	31	0	0	0	0	31
POSS. DRUG ABUSE INSTRUM	0	0	0	0	0	0	0	24	0	0	0	24
POSS/CONT INTOX BEV. OPEN	0	0	0	0	0	0	0	94	0	0	0	94
POSSESSING CRIMINAL TOOLS	0	0	0	0	0	0	150	0	0	0	0	150
POSSESSION OF WILDLIFE	0	0	0	0	0	0	0	0	2	0	0	2
PROHIBITION (UNDER 21 YR)	0	0	0	0	0	0	0	34	0	0	0	34
PROHIBITIONS(UNDER 18 YR)	0	0	0	0	0	0	0	418	0	0	0	418
PROSTITUTION	0	1	0	0	0	0	0	0	0	0	0	1
PUBLIC GAMBLING	0	0	0	0	0	0	0	0	0	0	0	0
PUBLIC INDECENCY	0	104	0	0	0	0	0	0	2	0	0	106

JUVENILE COURT STATISTICS 1979
 REPORT 21: SEX BY OFFENSE BY OFFENSE CATEGORY
 NO. OF DELINQUENT CASES

	HOMICIDE ASSAULT	SEX OFF	ARSON VANDAL	ROBBERY BURGLARY	THEFT FRAUD	DISORD CONDUCT	COMPLIC ATTEMPT	DRUG ALCOHOL	OTHER DEL'Y	LOCAL ORD	NO DATA	TOTAL
MALE												
RAPE	0	157	0	0	0	0	0	0	0	0	0	157
RECEIVING STOLEN PROPERTY	0	0	0	0	1697	0	0	0	0	0	0	1697
RESISTING ARREST	0	0	0	0	0	0	0	0	747	0	0	747
RIOT	0	0	0	0	0	5	0	0	0	0	0	5
ROBBERY	0	0	0	675	0	0	0	0	0	0	0	675
SAFE CRACKING	0	0	0	33	0	0	0	0	0	0	0	33
SALE & USE OF FIRE WORKS	0	0	0	0	0	0	0	0	23	0	0	23
SALE LIQUOR TO A MINOR	0	0	0	0	0	0	0	4	0	0	0	4
SECURE WRITING DECEPTION	0	0	0	0	1	0	0	0	0	0	0	1
SEXUAL BATTERY	0	7	0	0	0	0	0	0	0	0	0	7
SEXUAL IMPOSITION	0	96	0	0	0	0	0	0	0	0	0	96
SOLICIT PERSON UNDER AG13	0	2	0	0	0	0	0	0	0	0	0	2
SOLICITING	0	21	0	0	0	0	0	0	0	0	0	21
TAMPERING W/COIN MACHINES	0	0	0	224	0	0	0	0	0	0	0	224
TAMPERING WITH EVIDENCE	0	0	0	0	0	0	0	0	0	0	0	0
TAMPERING WITH RECORDS	0	0	0	0	0	0	0	0	0	0	0	0
TELEPHONE HARASSMENT	0	0	0	0	0	66	0	0	0	0	0	66
THEFT	0	0	0	0	930	0	0	0	0	0	0	930
THEFT OF DRUGS	0	0	0	0	0	0	0	0	0	0	0	0
TRAFFICKING IN DRUGS	0	0	0	0	0	0	0	26	0	0	0	26
TRAFFICKING IN MARIJUANA	0	0	0	0	0	0	0	0	0	0	0	0
TRANS. LOAD/FIREARM VEHIC	0	0	0	0	0	0	1	0	0	0	0	1
TRESPASS TO COMMIT FELONY	0	0	0	30	0	0	0	0	0	0	0	30
UNAUTH. USE VEHICLE(48HR)	0	0	0	0	79	0	0	0	0	0	0	79
UNAUTHORIZED USE OF VEHICLE	0	0	0	0	1486	0	0	0	0	0	0	1486
UNAUTHORIZED USE/PROPERTY	0	0	0	0	167	0	0	0	0	0	0	167
UNLAWFUL POSS. DANG. ORDNC	0	0	0	0	0	0	0	0	0	0	0	0
UNLAWFUL RESTRAINT	0	0	0	0	0	0	0	0	0	0	0	0
UNLAWFUL TRANS IN WEAPONS	0	0	0	0	0	0	1	0	0	0	0	1
USE WEAPONS (INTOXICATED)	0	0	0	0	0	0	3	0	0	0	0	3
VANDALISM	0	0	501	0	0	0	0	0	0	0	0	501
VANDALISM B&E TOMB	0	0	1	0	0	0	0	0	0	0	0	1
VANDALISM BUS. PROPERTY	0	0	109	0	0	0	0	0	0	0	0	109
VANDALISM DAMAGE TOMB	0	0	14	0	0	0	0	0	0	0	0	14
VANDALISM OCCUPIED STRUCT	0	0	52	0	0	0	0	0	0	0	0	52
VEHICULAR HOMICIDE	37	0	0	0	0	0	0	0	0	0	0	37
VIOLATION OF COURT ORDER	0	0	0	0	0	0	0	0	1182	0	0	1182
VOLUNTARY MANSLAUGHTER	15	0	0	0	0	0	0	0	0	0	0	15
VOYEURISM	0	16	0	0	0	0	0	0	0	0	0	16
WEAPNS WHIL UNDR DSABILIT	0	0	0	0	0	0	32	0	0	0	0	32
NO DATA	0	0	0	0	0	0	0	0	0	0	0	0
	3781	574	4839	10858	14631	3178	1556	3131	6819	228	532	50125
	4821	658	5227	11578	18635	3957	1733	3754	9981	285	663	61292

JUVENILE COURT STATISTICS 1979
REPORT 22: SEX BY DISPOSITION, BY DISPOSITION CATEGORY *
NO. OF DELINQUENT CASES

	DIS- MISSED	NON-CT SUPRVSN	PROB ETC	DETE- TION	OYC COMMIT	OTHER AGENCY	BIND- OVER	OTHER JURIS	OTHER DISP	NO DATA	TOTAL
FEMALE											
ADJUSTED / ADMONISHED	0	1454	0	0	0	0	0	0	0	0	1454
BOUND OVER	0	0	0	0	0	0	14	0	0	0	14
CASE HELD OPEN	0	0	0	0	0	0	0	0	585	0	585
COMMIT TO NON OYC AGENCY	0	0	0	0	0	161	0	0	0	0	161
COURTESY SUPERVISION	0	18	0	0	0	0	0	0	0	0	18
DETENTION	0	0	0	124	0	0	0	0	0	0	124
DISMISSED	1566	0	0	0	0	0	0	0	0	0	1566
DIVERTED TO COMMUNITY	0	96	0	0	0	0	0	0	0	0	96
FINE	0	144	0	0	0	0	0	0	0	0	144
FINE AND COURT COST	0	1538	0	0	0	0	0	0	0	0	1538
FOSTER HOME/BOARDING HOME	0	0	0	0	0	49	0	0	0	0	49
HOUSE ARREST	0	93	0	0	0	0	0	0	0	0	93
MH & MR INSTITUTION	0	0	0	0	0	9	0	0	0	0	9
PARENTAL PROB/SUPERVISION	0	121	0	0	0	0	0	0	0	0	121
PERMANENT OYC COMMITMENT	0	0	0	0	547	0	0	0	0	0	547
PLACEMENT	0	0	0	0	0	42	0	0	0	0	42
PROBATION	0	0	2249	0	0	0	0	0	0	0	2249
REF TO OTHER JURISDICTION	0	0	0	0	0	0	0	322	0	0	322
REFERRAL TO AGENCY	0	0	0	0	0	236	0	0	0	0	236
RESTITUTION	0	0	221	0	0	0	0	0	0	0	221
SUSPENDED COMM TO OYC	0	0	182	0	0	0	0	0	0	0	182
SUSPENDED DRIVERS LICENSE	0	0	0	0	0	0	0	0	0	0	0
TEMP CUSTODY W/ RELATIVE	0	43	0	0	0	0	0	0	0	0	43
TEMPORARY OYC COMMITMENT	0	0	0	0	192	0	0	0	0	0	192
TERMINATED	196	0	0	0	0	0	0	0	0	0	196
WELFARE/DEPT OF CHILDREN	0	0	0	0	0	119	0	0	0	0	119
WORK DETAIL	0	0	70	0	0	0	0	0	0	0	70
OTHER	0	0	0	0	0	0	0	0	757	0	757
NO DATA	0	0	0	0	0	0	0	0	0	9	9
	1762	3515	2722	124	739	616	14	322	1342	9	11165
MALE											
ADJUSTED / ADMONISHED	0	3482	0	0	0	0	0	0	0	0	3482
BOUND OVER	0	0	0	0	0	0	426	0	0	0	426
CASE HELD OPEN	0	0	0	0	0	0	0	0	2048	0	2048
COMMIT TO NON OYC AGENCY	0	0	0	0	0	598	0	0	0	0	598
COURTESY SUPERVISION	0	47	0	0	0	0	0	0	0	0	47
DETENTION	0	0	0	800	0	0	0	0	0	0	800
DISMISSED	6987	0	0	0	0	0	0	0	0	0	6987
DIVERTED TO COMMUNITY	0	298	0	0	0	0	0	0	0	0	298
FINE	0	676	0	0	0	0	0	0	0	0	676
FINE AND COURT COST	0	6975	0	0	0	0	0	0	0	0	6975
FOSTER HOME/BOARDING HOME	0	0	0	0	0	124	0	0	0	0	124
HOUSE ARREST	0	308	0	0	0	0	0	0	0	0	308
MH & MR INSTITUTION	0	0	0	0	0	27	0	0	0	0	27
PARENTAL PROB/SUPERVISION	0	507	0	0	0	0	0	0	0	0	507
PERMANENT OYC COMMITMENT	0	0	0	0	4797	0	0	0	0	0	4797
PLACEMENT	0	0	0	0	0	217	0	0	0	0	217
PROBATION	0	0	1077	0	0	0	0	0	0	0	1077
REF TO OTHER JURISDICTION	0	0	0	0	0	0	0	1202	0	0	1202
REFERRAL TO AGENCY	0	0	0	0	0	619	0	0	0	0	619
RESTITUTION	0	0	1824	0	0	0	0	0	0	0	1824
SPECIAL PROBATION	0	0	0	0	0	0	0	0	0	0	0
SUSPENDED COMM TO OYC	0	0	1530	0	0	0	0	0	0	0	1530
SUSPENDED DRIVERS LICENSE	0	94	0	0	0	0	0	0	0	0	94
TEMP CUSTODY W/ RELATIVE	0	215	0	0	0	0	0	0	0	0	215
TEMPORARY OYC COMMITMENT	0	0	0	0	1076	0	0	0	0	0	1076
TERMINATED	531	0	0	0	0	0	0	0	0	0	531
WELFARE/DEPT OF CHILDREN	0	0	0	0	0	228	0	0	0	0	228
WORK DETAIL	0	0	422	0	0	0	0	0	0	0	422
OTHER	0	0	0	0	0	0	0	0	3227	0	3227
NO DATA	0	0	0	0	0	0	0	0	0	64	64
	7518	12605	14551	800	5873	1813	426	1202	5275	64	50127
	9280	16120	17273	924	6612	2429	440	1524	6617	73	61292

* Cuyahoga County failed to submit data for November and December, 1979.

JUVENILE COURT STATISTICS 1979
REPORT 23: SEX BY COUNTY BY DISPOSITION CATEGORY *
NO. OF UNRULY CASES

	DIS- MISSED	NON-CT SUPRVSN	PROB ETC	DETEN- TION	OVC COMMIT	OTHER AGENCY	BIND- OVER	OTHER JURIS	OTHER DISP	NO DATA	TOTAL
FEMALE											
ADAMS	3	0	0	0	1	2	0	0	0	0	6
ALLEN	9	0	1	0	0	18	0	0	0	0	33
ASHLAND	1	4	14	0	1	18	0	0	0	0	32
ASHTABULA	8	118	7	3	1	18	0	0	15	0	170
ATHENS	1	0	12	0	6	2	0	0	0	0	21
AUGLAIZE	1	12	2	0	0	1	0	0	0	0	16
BELMONT	24	0	16	14	2	0	0	0	0	0	56
BROWN	1	0	14	0	0	0	0	0	5	0	20
BUTLER	1	5	156	0	16	24	0	0	4	1	207
CARROLL	5	0	9	0	0	3	0	0	2	0	19
CHAMPAIGN	1	8	41	0	1	0	0	0	1	0	52
CLARK	0	42	16	2	3	1	0	0	1	1	66
CLERMONT	42	1	14	1	1	15	0	1	37	0	112
COLUMBIANA	0	2	33	2	2	4	0	0	0	0	43
COSHOCTON	2	1	10	0	2	0	0	0	1	0	16
CRAWFORD	0	4	11	0	2	2	0	0	1	0	30
CUYAHOGA	10	11	333	0	18	41	0	2	22	0	433
DEFIANCE	10	0	16	0	0	0	0	1	0	0	26
DELAWARE	0	0	33	2	2	6	0	0	0	0	43
ERIE	3	11	25	2	5	4	0	0	2	0	55
FAIRFIELD	5	7	26	0	8	7	0	0	1	0	58
FAYETTE	6	1	13	0	2	0	0	0	0	0	22
FRANKLIN	47	27	0	0	3	57	0	0	2	0	168
FULTON	3	36	21	0	0	5	0	0	13	0	88
GALLIA	3	0	14	0	0	4	0	0	0	0	24
GEAUGA	8	29	43	0	0	6	0	0	3	0	133
GREENE	1	1	35	0	13	0	0	2	2	0	55
GUERNSEY	1	1	35	0	3	0	0	1	1	0	55
HAMILTON	56	117	169	0	10	199	0	1	13	1	1079
HANCOCK	13	2	6	0	4	1	0	0	2	0	65
HARDIN	5	0	15	0	1	0	0	0	4	0	25
HARRISON	0	0	1	0	0	1	0	0	3	0	5
HENRY	0	1	1	0	0	1	0	0	0	0	3
HIGHLAND	1	6	5	0	0	1	0	0	0	0	15
HOCKING	2	0	21	0	1	11	0	2	9	0	46
HOLMES	0	0	4	0	0	1	0	0	1	0	6
HURON	5	0	17	0	0	6	0	0	1	0	29
JACKSON	2	0	19	0	3	1	0	0	1	0	26
KNOX	2	2	2	1	1	0	0	0	0	0	7
LAKE	16	22	30	1	1	3	0	1	20	0	94
LAWRENCE	15	1	37	0	1	3	0	0	0	0	56
LICKING	22	20	36	2	23	6	0	1	11	0	121
LOGAN	14	18	12	0	1	2	0	4	0	0	53
LORAIN	8	0	3	0	1	1	0	0	0	0	13
LUCAS	155	188	50	0	7	117	0	0	18	0	535
MADISON	2	1	37	0	0	6	0	1	2	0	45
MAHONING	4	2	29	0	15	2	0	0	0	0	53
MARION	2	19	32	0	8	13	0	0	9	0	65
MEDINA	0	0	12	0	0	0	0	0	0	0	12
MEIGS	0	0	7	0	1	0	0	0	0	0	7
MERCER	0	0	1	0	0	0	0	0	0	0	1
MIAMI	4	16	30	1	0	7	0	0	3	0	53
MONROE	1	0	1	0	0	0	0	0	0	0	2
MONTGOMERY	8	30	161	0	6	11	0	0	2	0	304
MORGAN	6	2	3	0	0	5	0	0	2	0	14
MORROW	8	1	3	0	0	0	0	0	1	0	19
MUSKINGUM	0	0	2	0	2	0	0	0	0	0	4
NOBLE	0	0	0	0	0	0	0	0	0	0	0
OTTAWA	3	1	9	0	1	1	0	0	6	0	23
PAULDING	0	3	0	0	0	1	0	0	0	0	4
PERRY	7	5	7	1	9	8	0	0	0	0	37
PICKAWAY	4	12	23	1	1	10	0	2	4	0	57
PIKE	7	3	1	0	0	2	0	0	0	0	15
PORTAGE	0	64	76	58	0	17	0	5	2	0	222
PREBLE	2	0	6	0	3	0	0	0	0	0	20
PUTNAM	3	0	1	0	0	6	0	0	0	0	4

* Cuyahoga County failed to submit data for November and December, 1979.

JUVENILE COURT STATISTICS 1979
REPORT 23: SEX BY COUNTY BY DISPOSITION CATEGORY
NO. OF UNRULY CASES

	DIS- MISSED	NON-CT SUPRVSN	PROB ETC	DETEN- TION	OVC COMMIT	OTHER AGENCY	BIND- OVER	OTHER JURIS	OTHER DISP	NO DATA	TOTAL
FEMALE											
RICHLAND	8	2	29	0	7	13	0	0	20	0	79
ROSS	8	2	3	0	0	7	0	0	48	0	71
SANDUSKY	4	3	6	0	1	7	0	0	3	0	22
SCIOTO	6	1	11	0	6	7	0	0	2	0	34
SENECA	2	5	47	0	8	15	0	0	3	0	80
SHELBY	9	4	6	0	1	0	0	0	0	0	20
STARK	8	7	73	0	3	20	0	18	36	0	486
SUMMIT	3	0	1	0	1	3	0	0	0	0	6
TRUMBULL	2	0	4	5	1	0	0	0	0	0	103
TUSCARAWAS	6	16	0	0	0	0	0	0	0	0	22
UNION	0	0	40	0	0	3	0	0	2	0	51
VAN WERT	0	0	1	0	0	0	0	0	0	0	9
VINTON	0	0	12	0	2	1	0	0	0	0	15
WARREN	11	0	15	0	0	8	0	0	11	0	45
WASHINGTON	4	0	13	0	0	3	0	0	2	0	24
WAYNE	6	14	3	0	0	9	0	0	5	0	49
WILLIAMS	0	0	34	0	0	1	0	0	3	0	6
WOOD	15	0	7	0	0	1	0	0	0	0	85
WYANDOT	1	0	0	0	0	0	0	2	0	0	12
	1342	1060	2105	97	299	955	0	110	549	6	6523
MALE											
ADAMS	2	0	4	0	0	0	0	2	1	0	9
ALLEN	14	5	1	0	1	9	0	0	0	0	31
ASHLAND	2	3	5	0	1	3	0	0	0	0	14
ASHTABULA	10	19	21	1	2	33	0	0	1	0	270
ATHENS	5	3	17	0	2	0	0	0	0	0	27
AUGLAIZE	1	16	9	0	1	1	0	0	0	0	28
BELMONT	1	2	30	0	0	0	0	0	0	0	32
BROWN	5	5	10	0	0	0	0	0	0	0	25
BUTLER	0	10	115	0	17	23	0	1	4	0	173
CARROLL	4	0	8	1	0	23	0	1	8	0	35
CHAMPAIGN	1	4	50	0	2	3	0	0	3	0	63
CLARK	5	46	49	0	2	2	0	0	0	0	103
CLERMONT	0	1	23	0	0	0	0	0	8	0	170
CLINTON	0	0	6	0	0	0	0	0	0	0	3
COLUMBIANA	2	0	7	0	0	0	0	0	0	0	78
COSHOCTON	1	0	0	0	0	0	0	0	0	0	8
CRAWFORD	1	16	10	0	0	0	0	0	0	0	26
CUYAHOGA	1	14	244	0	2	3	0	1	12	0	396
DARKE	0	0	2	0	0	0	0	0	7	1	6
DEFIANCE	10	0	14	0	0	0	0	0	0	0	28
DELAWARE	7	4	46	0	0	1	0	0	3	0	56
ERIE	8	12	18	0	0	0	0	0	1	0	63
FAIRFIELD	8	3	40	0	0	0	0	0	1	0	66
FAYETTE	10	12	8	0	0	0	0	0	4	0	34
FRANKLIN	6	51	6	0	0	6	0	0	2	0	236
FULTON	2	39	12	0	0	0	0	0	4	0	68
GALLIA	9	0	21	0	1	2	0	0	1	0	33
GEAUGA	1	28	23	1	1	13	0	0	17	0	96
GREENE	1	24	30	0	5	2	0	0	4	0	116
GUERNSEY	1	2	34	0	0	0	0	0	0	0	102
HAMILTON	4	120	178	0	18	20	0	1	1	0	101
HANCOCK	13	18	5	0	0	0	0	0	3	0	17
HARDIN	0	0	9	0	0	0	0	0	5	0	5
HARRISON	0	0	4	0	0	0	0	0	0	0	4
HENRY	0	0	1	0	0	0	0	0	0	0	2
HIGHLAND	0	0	1	0	0	0	0	0	0	0	5
HOCKING	1	0	11	0	0	5	0	0	0	0	87
HOLMES	0	0	5	0	0	0	0	0	10	0	15
HURON	0	0	1	0	0	0	0	0	0	0	30
JACKSON	0	0	2	0	0	1	0	0	3	0	45
JEFFERSON	0	0	0	0	0	0	0	0	0	0	1
KNOX	2	0	0	0	0	0	0	0	0	0	13
LAKE	2	36	45	19	3	1	0	1	30	0	159

JUVENILE COURT STATISTICS 1979
REPORT 23: SEX BY COUNTY BY DISPOSITION CATEGORY
NO. OF UNRULY CASES

	DIS- MISSED	NON-CT SUPRVSN	PROB ETC	DETEN- TION	OVC COMMIT	OTHER AGENCY	BIND- OVER	OTHER JURIS	OTHER DISP	NO DATA	TOTAL
MALE											
LAWRENCE	22	1	59	2	0	1	0	1	9	0	95
LICKING	24	17	73	0	23	12	0	5	11	0	165
LOGAN	8	30	13	0	2	2	0	7	4	0	66
LORAIN	10	1	13	0	2	1	0	0	0	0	27
LUCAS	103	209	38	0	9	39	0	0	20	0	418
MADISON	1	6	35	0	0	6	0	11	4	0	63
MAHONING	5	2	32	0	8	1	0	0	0	0	48
MARION	12	102	46	0	5	10	0	5	24	0	204
MEDINA	8	0	14	0	0	2	0	0	5	0	29
MEIGS	7	1	11	0	0	5	0	1	7	0	21
MERCER	1	0	3	0	8	2	0	1	7	0	21
MIAMI	52	40	25	1	0	12	0	1	75	0	214
MONROE	4	0	1	0	0	0	0	0	0	0	5
MONTGOMERY	4	32	130	0	50	6	0	1	41	0	265
MORGAN	2	0	2	0	1	0	0	0	0	0	5
MORROW	7	0	4	0	1	0	0	0	0	0	12
MUSKINGUM	0	0	2	0	0	0	0	0	4	0	6
NOBLE	0	1	2	0	0	0	0	1	0	0	4
OTTAWA	0	0	0	0	0	0	0	0	0	0	1
PAULDING	0	0	0	0	0	0	0	0	0	0	2
PERRY	10	3	9	0	2	5	0	0	0	0	29
PICKAWAY	11	17	28	4	6	4	0	2	1	0	73
PIKE	5	11	26	0	0	2	0	0	1	0	45
PORTAGE	0	193	105	144	0	9	0	6	6	0	430
PREBLE	3	3	22	0	0	1	0	0	1	0	30
PUTNAM	2	2	4	0	1	0	0	0	2	0	11
RICHLAND	6	32	60	0	11	12	0	0	23	0	144
ROSS	10	9	10	0	0	6	0	7	98	0	140
SANDUSKY	1	3	18	7	0	2	0	0	7	0	38
SCIOTO	2	2	12	0	7	3	0	0	1	0	27
SENECA	0	10	50	0	7	13	0	1	12	0	93
SHELBY	12	8	5	0	4	0	0	4	39	0	68
STARK	79	104	73	0	10	158	0	1	3	2	469
SUMMIT	1	1	0	0	1	5	0	1	3	0	23
TRUMBULL	25	169	15	15	2	0	0	0	5	0	234
TUSCARAWAS	2	23	9	1	0	2	0	0	0	0	37
UNION	2	8	56	2	3	2	0	1	0	0	73
VAN HERT	2	2	13	0	5	0	0	0	0	0	20
VINTON	2	0	18	0	0	0	0	0	0	0	20
WARREN	12	14	10	0	3	11	0	1	11	0	58
WASHINGTON	6	1	10	0	0	1	0	1	2	0	33
WAYNE	0	2	42	0	0	12	0	0	7	0	55
WILLIAMS	0	0	7	0	0	0	0	0	0	0	7
WOOD	17	37	3	0	14	0	0	25	3	0	98
WYANDOT	2	0	13	0	1	0	0	0	3	0	19
	1288	1825	2437	215	326	801	0	128	895	10	7925
	2630	2885	4542	312	625	1756	0	238	1444	16	14448

JUVENILE COURT STATISTICS 1979
REPORT 24: SEX BY REFERRAL BY RACE *
NO. OF UNRULY CASES

	WHITE	BLACK	HISPANIC	AM INDIAN	ASIAN	OTHER	NO DATA	TOTAL
FEMALE								
LAW ENFORCEMENT OFF.	1055	124	6	0	1	9	2	1197
OTHER COURT	36	9	0	0	0	0	0	45
PARENTS OR RELATIVES	1754	459	19	0	0	15	7	2256
PAROLE OFFICER	320	52	0	0	0	0	1	23
PROBATION OFFICER	329	53	0	0	0	0	1	396
SCHOOL	1447	170	24	0	0	18	3	1662
SOCIAL AGENCY	308	48	4	0	0	0	1	361
VICTIM	33	1	0	0	0	0	0	34
OTHER SOURCE	81	26	0	0	0	0	0	111
NO DATA	279	128	0	0	0	29	2	438
	5352	1020	53	2	1	78	17	6523
MALE								
LAW ENFORCEMENT OFF.	2202	170	13	0	0	13	5	2403
OTHER COURT	42	3	0	0	0	2	0	47
PARENTS OR RELATIVES	1362	353	7	0	0	14	10	1746
PAROLE OFFICER	20	3	0	0	0	0	0	23
PROBATION OFFICER	325	38	2	0	0	1	0	366
SCHOOL	2151	200	17	1	0	23	4	2396
SOCIAL AGENCY	274	61	2	0	0	2	2	341
VICTIM	55	11	0	0	0	0	0	66
OTHER SOURCE	127	17	0	0	0	1	0	145
NO DATA	225	127	0	0	0	34	6	392
	6783	983	41	1	0	90	27	7925
	12135	2003	94	3	1	168	44	14448

* Cuyahoga County failed to submit data for November and December, 1979.

JUVENILE COURT STATISTICS 1979
 REPORT 25: SEX BY OFFENSE BY RACE *
 NO. OF UNRULY CASES

	WHITE	BLACK	HISPANIC	AM INDIAN	ASIAN	OTHER	NO DATA	TOTAL
FEMALE								
DISOBEDIENT	515	160	9	0	0	3	3	690
ENDANGER HEALTH AND MORAL	214	23	1	0	0	2	0	240
FOUND DISREPUTABLE PLACE	1	0	0	0	0	0	0	1
MARRIAGE WITHOUT CONSENT	97	0	0	0	0	0	0	97
TRUANT (HOME OR SCHOOL)	3529	95	12	0	0	2	0	1129
UNRULY	119	737	31	2	0	3	5	4329
VIOLATION CHILD LAW	5352	1020	53	2	1	78	17	6523
MALE								
DISOBEDIENT	536	129	6	0	0	3	4	678
ENDANGER HEALTH AND MORAL	561	30	2	0	0	0	0	596
MARRIAGE WITHOUT CONSENT	1	0	0	0	0	0	0	1
OCCUPATION PROHIBITED LAW	8	0	0	0	0	0	0	8
TRUANT (HOME OR SCHOOL)	1153	119	7	0	0	0	0	1343
UNRULY	4216	694	23	1	0	5	1	4976
VIOLATION CHILD LAW	308	11	3	0	0	28	1	323
	6783	983	41	1	0	90	27	7925
	12135	2003	94	3	1	168	44	14448

* Cuyahoga County failed to submit data for November and December, 1979.

JUVENILE COURT STATISTICS 1979
REPORT 26: SEX BY DISPOSITION BY RACE *
NO. OF UNRULY CASES

	WHITE	BLACK	HISPANIC	AM INDIAN	ASIAN	OTHER	NO DATA	TOTAL
FEMALE								
ADJUSTED / ADMONISHED	553	79	13	0	0	4	0	649
CASE HELD OPEN	223	15	0	0	0	0	0	238
COMMIT TO NON OYC AGENCY	158	48	0	0	0	1	0	207
COURTESY SUPERVISION	13	0	0	0	0	0	0	13
DETENTION	94	2	1	0	0	0	0	97
DISMISSED	886	226	11	1	0	22	4	1150
DIVERTED TO COMMUNITY	21	6	0	0	0	0	0	27
FINE	14	1	0	0	0	0	0	15
FINE AND COURT COST	140	43	0	1	0	6	0	190
FOSTER HOME/BOARDING HOME	58	1	0	0	0	0	0	59
HOUSE ARREST	24	0	0	0	0	1	0	25
MH & MR INSTITUTION	7	3	0	0	0	0	0	10
PARENTAL PROB/SUPERVISION	176	5	0	0	0	0	0	181
PERMANENT OYC COMMITMENT	110	30	0	0	0	1	0	141
PLACEMENT	13	7	0	0	0	0	0	20
PROBATION	1689	305	13	0	0	11	10	2028
REF TO OTHER JURISDICTION	110	0	0	0	0	0	0	110
REFERRAL TO AGENCY	304	60	0	0	0	4	0	376
RESTITUTION	6	0	0	0	0	0	0	6
SPECIAL PROBATION	2	0	0	0	0	0	0	2
SUSPENDED COMM TO OYC	46	5	0	0	0	0	0	51
SUSPENDED DRIVERS LICENSE	1	0	0	0	0	0	0	1
TEMP CUSTODY W/ RELATIVE	57	8	0	0	0	2	0	67
TEMPORARY OYC COMMITMENT	130	24	0	0	1	1	0	158
TERMINATED	119	59	0	0	0	1	0	179
WELFARE/DEPT OF CHILDREN	184	53	0	0	0	14	0	251
WORK DETAIL	4	7	0	0	0	0	0	11
OTHER	276	32	2	0	0	6	0	316
NO DATA	4	1	0	0	0	1	0	6
	5352	1020	53	2	1	78	17	6523
MALE								
ADJUSTED / ADMONISHED	883	99	10	0	0	2	0	994
CASE HELD OPEN	362	16	0	0	0	0	0	378
COMMIT TO NON OYC AGENCY	170	41	0	0	0	1	0	211
COURTESY SUPERVISION	7	2	0	0	0	1	0	10
DETENTION	205	9	0	0	0	1	0	215
DISMISSED	893	197	6	0	0	20	8	1124
DIVERTED TO COMMUNITY	47	2	0	0	0	0	0	49
FINE	36	0	0	0	0	0	0	36
FINE AND COURT COST	399	56	2	0	0	8	2	467
FOSTER HOME/BOARDING HOME	31	2	0	0	0	0	0	33
HOUSE ARREST	86	9	0	0	0	0	0	95
MH & MR INSTITUTION	91	7	0	0	0	1	0	100
PARENTAL PROB/SUPERVISION	157	33	0	0	0	0	0	190
PERMANENT OYC COMMITMENT	60	6	0	0	0	0	0	66
PLACEMENT	1962	266	18	0	0	16	7	2270
PROBATION	124	0	0	0	0	0	0	124
REF TO OTHER JURISDICTION	230	41	1	0	0	0	0	271
REFERRAL TO AGENCY	22	1	0	0	0	0	0	23
RESTITUTION	3	0	0	0	0	0	0	3
SPECIAL PROBATION	102	5	0	0	0	0	0	107
SUSPENDED COMM TO OYC	12	1	0	0	0	0	0	13
SUSPENDED DRIVERS LICENSE	67	3	0	0	0	0	0	70
TEMP CUSTODY W/ RELATIVE	120	13	0	0	0	1	0	134
TEMPORARY OYC COMMITMENT	103	41	1	0	0	18	1	164
TERMINATED	150	42	0	0	0	7	0	199
WELFARE/DEPT OF CHILDREN	16	14	0	0	0	6	0	36
WORK DETAIL	438	75	2	0	0	1	0	516
OTHER	8	2	0	0	0	0	0	10
NO DATA	6783	983	41	0	0	90	27	7925
	12135	2003	94	3	1	168	44	14448

* Cuyahoga County failed to submit data for November and December, 1979.

JUVENILE COURT STATISTICS 1979
 REPORT 27: SEX BY AGE BY DISPOSITION CATEGORY *
 NO. OF UNRULY CASES

	DIS- MISSED	NON-CT SUPRVSN	PROB ETC	DETEN- TION	OYC COMMIT	OTHER AGENCY	BIND- OVER	OTHER JURIS	OTHER DISP	NO DATA	TOTAL
FEMALE											
08 AND UNDER											
09	5	2	4	0	0	4	0	0	1	0	16
10	1	1	1	0	0	0	0	0	0	0	3
11	4	1	5	0	0	0	0	0	0	0	10
12	9	1	10	0	0	0	0	0	0	0	20
13	25	13	38	2	0	1	0	0	0	0	56
14	112	30	174	1	5	2	0	0	0	0	159
15	215	94	388	6	25	7	0	0	0	0	345
16	301	175	424	14	58	29	0	0	0	0	527
17	327	283	606	24	95	35	0	26	84	0	777
18	281	252	570	30	79	33	0	43	166	0	722
19 AND OVER	53	195	257	20	36	12	0	18	121	0	427
NO DATA	2	0	6	0	0	4	0	11	104	0	128
	1342	1060	2105	97	299	955	0	110	549	6	6523
MALE											
08 AND UNDER											
09	3	8	5	0	1	3	0	0	6	0	26
10	6	7	5	0	0	0	0	0	0	0	18
11	1	10	10	0	0	0	0	0	0	0	21
12	17	21	31	0	0	5	0	0	0	0	53
13	39	31	57	0	0	1	0	0	0	0	97
14	92	106	179	0	0	1	0	0	0	0	278
15	202	106	340	8	25	7	0	0	0	0	408
16	256	155	400	25	55	1	0	0	0	0	569
17	308	255	621	47	88	1	0	0	0	0	772
18	310	481	660	64	98	12	0	0	0	0	1005
19 AND OVER	42	35	490	69	6	8	0	2	23	0	600
NO DATA	3	1	12	0	0	3	0	0	0	0	16
	1288	1825	2437	215	325	80	0	13	89	0	792
	2630	2885	4542	312	625	1756	0	238	1444	6	14448

* Cuyahoga County failed to submit data for November and December, 1979.

JUVENILE COURT STATISTICS 1979
 REPORT 28: SEX BY REFERRAL BY DISPOSITION CATEGORY *
 NO. OF UNRULY CASES

	DIS- MISSED	NON-CT SUPRVSN	PROB ETC	DETEN- TION	OYC COMMIT	OTHER AGENCY	BIND- OVER	OTHER JURIS	OTHER DISP	NO DATA	TOTAL
FEMALE											
LAW ENFORCEMENT OFF.	137	265	350	55	66	122	0	80	121	1	1197
OTHER COURT	7	5	10	0	7	5	0	1	9	1	45
PARENTS OR RELATIVES	585	238	808	14	79	398	0	7	127	0	2256
PAROLE OFFICER	1	3	13	0	0	1	0	1	4	0	23
PROBATION OFFICER	45	34	138	4	87	59	0	2	25	2	396
SCHOOL	211	428	620	15	20	141	0	8	219	0	1662
SOCIAL AGENCY	75	23	63	8	23	138	0	4	26	1	361
VICTIM	10	4	12	0	1	5	0	2	0	0	34
OTHER SOURCE	34	15	26	1	7	15	0	4	9	0	111
NO DATA	237	45	65	0	9	71	0	1	9	1	438
	1342	1060	2105	97	299	955	0	110	549	6	6523
MALE											
LAW ENFORCEMENT OFF.	249	814	597	150	121	114	0	91	265	2	2403
OTHER COURT	6	19	11	1	3	2	0	2	3	0	47
PARENTS OR RELATIVES	434	193	590	12	60	294	0	6	154	3	1746
PAROLE OFFICER	2	6	10	0	1	2	0	1	1	0	23
PROBATION OFFICER	38	48	130	15	72	36	0	2	25	0	366
SCHOOL	240	617	937	31	33	156	0	16	36	4	2396
SOCIAL AGENCY	79	42	39	3	21	98	0	3	55	1	341
VICTIM	12	14	23	2	7	5	0	1	2	0	66
OTHER SOURCE	41	22	36	0	3	18	0	6	19	0	145
NO DATA	187	50	64	1	5	76	0	0	9	0	392
	1288	1825	2437	215	326	801	0	128	895	10	7925
	2630	2885	4542	312	625	1756	0	238	1444	16	14448

* Cuyahoga County failed to submit data for November and December, 1979.

JUVENILE COURT STATISTICS 1979
 REPORT 29: SEX BY COUNTY BY DETAINED BY *
 NO. OF DETENTIONS

	JAIL	DETENTION HOME	SHELTER	RELATIVE HOME	GROUP HOME	ALTERNATIVE RESIDENCE	OTHER	TOTAL
FEMALE								
ADAMS	4	0	0	0	0	0	1	5
ALLEN	1	3	0	0	0	0	0	4
ASHLAND	1	0	0	0	0	0	0	1
ASHTABULA	1	0	0	0	0	0	0	1
ATHENS	1	0	0	0	0	0	0	1
AUGLAIZE	0	2	0	0	0	0	0	2
BELMONT	0	2	0	0	0	0	0	2
BUTLER	0	1	0	0	0	0	0	1
CARROLL	0	1	0	0	0	0	0	1
CHAMPAIGN	0	3	0	0	0	0	0	3
CLARK	0	1	0	0	0	0	0	1
COLUMBIANA	1	4	0	0	1	3	0	9
COSHOCTON	4	0	0	0	0	0	0	4
CRAWFORD	4	6	3	0	0	0	0	13
CUYAHOGA	0	10	0	0	0	0	0	10
DEFIANCE	0	0	0	0	0	0	0	0
DELAWARE	0	9	0	0	0	0	0	9
ERIE	0	2	0	0	0	0	0	2
FAIRFIELD	16	3	2	0	0	1	1	23
FAYETTE	6	1	0	0	0	0	0	7
FULTON	36	1	0	0	0	0	0	37
GEAUGA	10	3	0	0	0	0	0	13
GREENE	50	6	0	0	0	0	0	56
GUERNSEY	13	1	0	0	0	0	0	14
HAMILTON	4	3	1	0	0	0	0	8
HANCOCK	17	0	0	0	0	0	0	17
HIGHLAND	0	7	0	0	0	0	0	7
HOLMES	0	0	0	0	0	0	0	0
HURON	2	0	0	0	0	0	0	2
JACKSON	0	1	0	0	0	0	0	1
JEFFERSON	0	1	0	0	0	0	0	1
LAKE	0	6	0	0	0	0	4	10
LANRENCE	36	0	0	0	0	0	0	36
LICKING	0	4	0	0	0	0	0	4
LOGAN	0	18	0	0	0	0	0	18
LORAIN	0	7	1	0	0	0	0	8
LUCAS	0	6	1	0	0	0	0	7
MADISON	25	1	0	0	0	0	0	26
MARION	2	2	0	0	0	0	0	4
MEDINA	0	6	0	0	0	0	0	6
MEIGS	4	3	0	0	0	0	0	7
MIAMI	18	5	1	0	0	0	0	24
MONTGOMERY	1	4	2	0	0	0	0	7
MORGAN	1	0	0	0	0	0	0	1
MUSKINGUM	0	10	0	0	0	0	0	10
OTTAWA	0	1	0	0	0	0	0	1
PAULDING	1	0	0	0	0	0	0	1
PERRY	1	9	0	0	0	0	0	10
PICKAWAY	0	2	0	0	0	0	0	2
PIKE	0	5	0	0	0	0	0	5
PORTAGE	0	18	0	0	1	0	0	19
PREBLE	0	9	0	0	0	0	0	9
PUTNAM	0	9	0	0	0	0	0	9
RICHLAND	0	2	0	0	0	0	0	2
SANDUSKY	0	5	0	0	0	0	0	5
SCIOTO	0	2	0	0	0	0	0	2
SENECA	1	5	0	0	0	0	0	6
SHELBY	12	0	0	0	0	0	0	12
STARK	2	20	1	0	0	0	0	23
SUMMIT	0	3	0	0	0	0	0	3
TRUMBULL	0	3	0	0	0	0	0	3
TUSCARAWAS	0	1	0	0	0	0	0	1
UNION	0	3	0	0	0	0	0	3
VAN HERT	1	7	0	0	0	0	0	8
VINTON	0	8	0	0	0	0	0	8
WARREN	3	11	0	0	0	0	4	18

Cuyahoga County failed to submit data for November and December, 1979. -74-

JUVENILE COURT STATISTICS 1979
 REPORT 29: SEX BY COUNTY BY DETAINED BY
 NO. OF DETENTIONS

	JAIL	DETENTION HOME	SHELTER	RELATIVE HOME	GROUP HOME	ALTERNATIVE RESIDENCE	OTHER	TOTAL
FEMALE								
WAYNE	0	45	3	0	0	0	0	48
WILLIAMS	6	0	0	0	0	0	1	7
WOOD	0	12	0	0	0	0	0	12
WYANDOT	1	0	0	0	0	0	1	2
	290	1884	46	6	16	11	144	2397
MALE								
ADAMS	20	0	0	0	0	0	0	20
ALLEN	0	1	0	0	0	0	0	1
ASHLAND	0	8	0	0	0	0	0	8
ASHTABULA	10	3	0	0	0	0	0	13
ATHENS	1	1	0	0	0	0	0	2
AUGLAIZE	1	1	0	0	0	0	0	2
BELMONT	0	2	0	0	0	0	0	2
BROWN	6	2	0	1	0	0	0	9
BUTLER	11	15	2	0	0	0	0	28
CARROLL	0	5	0	0	0	0	0	5
CHAMPAIGN	0	11	1	0	0	0	0	12
CLARK	9	23	6	0	0	0	0	38
CLERMONT	4	3	0	0	0	0	0	7
CLINTON	1	0	0	0	0	0	0	1
COLUMBIANA	3	11	0	6	1	4	0	25
COSHOCTON	6	3	0	0	0	0	0	9
CRAWFORD	4	5	2	0	0	0	0	11
CUYAHOGA	16	78	0	0	0	0	0	94
DARKE	2	0	0	0	0	0	0	2
DEFIANCE	5	0	0	0	0	0	0	5
DELAWARE	0	2	1	2	0	1	0	4
ERIE	7	7	2	0	0	0	0	16
FAIRFIELD	22	0	6	2	0	0	0	30
FAYETTE	8	0	0	0	0	0	0	8
FULTON	12	0	0	0	0	0	0	12
GALLIA	2	2	0	0	0	0	0	4
GEauga	3	2	0	0	0	0	0	5
GREENE	7	2	0	0	0	1	0	10
GUERNSEY	8	9	0	0	0	0	0	17
HAMILTON	4	11	2	1	0	0	0	17
HANCOCK	7	5	2	0	0	0	0	14
HARDIN	4	4	1	0	0	0	0	9
HARRISON	1	2	0	0	0	0	0	3
HIGHLAND	0	2	0	0	0	0	0	2
HOCKING	18	2	0	0	0	0	0	20
HOLMES	0	3	0	0	0	0	0	3
HURON	8	3	1	0	0	0	0	12
JACKSON	3	2	0	0	0	0	0	5
JEFFERSON	0	2	0	0	0	0	0	2
KNOX	13	0	0	0	0	0	10	23
LAKE	4	31	0	3	0	0	0	38
LAWRENCE	21	1	0	0	0	0	0	22
LICKING	0	2	0	0	0	0	0	2
LOGAN	1	6	0	0	0	0	0	7
LORAIN	5	16	0	6	1	0	0	22
LUCAS	0	4	5	0	0	0	0	9
MADISON	6	2	0	0	0	0	0	8
MAHONING	1	2	0	0	0	0	0	3
MARION	2	3	1	0	0	1	0	6
MEDINA	4	2	5	0	6	1	0	18
MEigs	3	0	0	0	0	0	0	3
MERCER	4	1	0	0	0	0	0	5
MIAMI	9	4	1	0	0	0	1	15
MONROE	0	0	0	0	0	0	0	0
MONTGOMERY	0	1	0	0	1	0	0	2
MORGAN	0	1	0	0	0	0	0	1
MORROW	0	0	0	0	0	0	0	0
MUSKINGUM	0	4	0	1	0	4	5	9

JUVENILE COURT STATISTICS 1979
 REPORT 29: SEX BY COUNTY BY DETAINED BY
 NO. OF DETENTIONS

	JAIL	DETENTION HOME	SHELTER	RELATIVE HOME	GROUP HOME	ALTERNATIVE RESIDENCE	OTHER	TOTAL
MALE								
NOBLE	0	2	0	0	0	0	0	2
OTTAWA	2	2	0	0	0	0	0	4
PAULDING	1	1	0	0	0	0	0	2
PERRY	100	80	0	0	0	0	0	180
PICKAWAY	0	80	0	0	0	0	0	80
PIKE	0	11	0	0	0	0	21	32
PORTAGE	2	2	0	7	13	1	0	25
PREBLE	2	2	0	0	0	0	0	4
PUTNAM	3	1	0	0	0	0	1	5
RICHLAND	9	14	1	0	1	0	1	26
ROSS	0	14	3	0	0	0	0	17
SANDUSKY	2	7	1	0	0	0	0	10
SCIOTO	28	0	0	0	0	0	1	29
SENECA	23	40	0	0	0	0	0	63
SHELBY	36	0	0	0	0	0	0	36
STARK	22	29	2	1	2	2	1	59
SUMMIT	0	7	0	0	1	1	0	9
TRUMBULL	3	21	0	3	0	0	0	24
TUSCARAWAS	0	3	9	0	0	0	1	13
UNION	1	7	2	0	0	0	0	10
VAN WERT	13	30	0	0	0	4	0	47
VINTON	1	1	0	0	0	0	0	2
WARREN	12	16	0	1	0	0	2	31
WASHINGTON	10	2	0	0	0	0	0	12
WAYNE	0	9	6	0	0	0	0	15
WILLIAMS	3	1	0	0	0	0	0	4
WOOD	0	14	0	0	0	0	0	14
WYANDOT	120	55	13	6	3	2	42	199
	1497	7385	185	70	52	37	569	9795

JUVENILE COURT STATISTICS 1979
REPORT 30: SEX BY AGE BY DETAINED BY *
NO. OF DETENTIONS

	JAIL	DETENTION HOME	SHELTER	RELATIVE HOME	GROUP HOME	ALTERNATIVE RESIDENCE	OTHER	TOTAL
FEMALE								
10	0	2	0	0	0	0	0	2
11	0	7	0	0	0	0	0	7
12	3	39	4	0	1	0	10	57
13	16	135	3	0	0	1	7	162
14	44	365	10	1	6	0	21	447
15	94	511	14	2	3	1	34	659
16	88	501	9	2	6	7	35	648
17	41	309	5	1	0	2	32	390
18	2	11	1	0	0	0	3	17
19 AND OVER	1	0	0	0	0	0	1	2
NO DATA	1	4	0	0	0	0	1	6
	290	1884	46	6	16	11	144	2397
MALE								
08 AND UNDER	0	11	0	0	0	2	1	14
09	0	2	0	0	0	0	0	2
10	1	4	0	0	0	0	0	5
11	0	35	2	0	0	0	2	40
12	17	109	3	1	0	0	5	135
13	30	269	7	4	1	0	19	330
14	124	646	15	11	5	1	42	844
15	258	1164	34	14	11	7	64	1562
16	316	1509	36	13	17	10	126	2017
17	374	1583	38	20	12	5	148	2180
18	70	142	4	1	0	0	13	230
19 AND OVER	0	11	0	0	0	0	0	11
NO DATA	7	16	0	0	0	0	3	26
	1207	5501	139	64	36	26	425	7398
	1497	7385	185	70	52	37	569	9795

* Cuyahoga County failed to submit data for November and December, 1979.

JUVENILE COURT STATISTICS 1979
 REPORT 31: SEX BY RACE BY DETAINED BY *
 NO. OF DETENTIONS

	JAIL	DETENTION HOME	SHELTER	RELATIVE HOME	GROUP HOME	ALTERNATIVE RESIDENCE	OTHER	TOTAL
FEMALE								
BLACK	13	328	9	0	0	2	14	366
HISPANIC	2	12	2	0	0	0	0	16
WHITE	275	1523	35	6	16	9	130	1994
OTHER	0	20	0	0	0	0	0	20
NO DATA	290	1884	46	6	16	11	144	2397
MALE								
ASIAN	0	0	0	0	0	1	0	.1
BLACK	69	1271	24	6	3	5	27	1405
HISPANIC	16	70	2	3	0	0	1	92
WHITE	1114	4128	113	55	33	20	395	5858
OTHER	1	25	0	0	0	0	0	26
NO DATA	1207	5501	139	64	36	26	425	7398
	1497	7385	185	70	52	37	569	9795

* Cuyahoga County failed to submit data for November and December, 1979.

JUVENILE COURT STATISTICS 1979
REPORT 32: SEX BY COUNTY BY DETENTION USAGE *
NO. OF YOUTH

	NO. OF YOUTH DETAINED	TOTAL NO. OF YOUTH
FEMALE		
ADAMS	5	11
ALLEN	1	130
ASHLAND	22	38
ASHTABULA	1	237
ATHENS	16	55
AUGLAIZE	2	43
BELMONT	12	80
BROWN	0	26
BUTLER	77	282
CARROLL	1	27
CHAMPAIGN	23	69
CLARK	58	244
CLERMONT	0	177
CLINTON	0	3
COLUMBIANA	32	123
COSHOCTON	3	19
CRAWFORD	7	38
CUYAHOGA	58	694
DARKE	0	14
DEFIANCE	1	48
DELAWARE	15	85
ERIE	23	220
FAIRFIELD	16	69
FAYETTE	7	43
FRANKLIN	0	683
FULTON	28	71
GALLIA	0	22
GEAUGA	12	83
GREENE	45	186
GUERNSEY	19	79
HAMILTON	301	1520
HANCOCK	17	119
HARDIN	0	28
HARRISON	0	6
HENRY	0	8
HIGHLAND	6	39
HOCKING	0	80
HOLMES	1	10
HURON	8	62
JACKSON	12	40
JEFFERSON	39	69
KNOX	0	26
LAKE	46	500
LAWRENCE	28	82
LICKING	14	154
LOGAN	17	69
LORAIN	66	245
LUCAS	13	1172
MADISON	19	61
MAHONING	0	71
MARION	23	129
MEDINA	6	108
MEIGS	7	24
MERCER	0	31
MIAMI	24	198
MONROE	0	7
MONTGOMERY	48	428
MORGAN	1	18
MORROW	0	34
MUSKINGUM	11	49
NOBLE	0	2
OTTAWA	6	46
PAULDING	1	14
PERRY	6	45
PICKAWAY	10	63
PIKE	5	21

JUVENILE COURT STATISTICS 1979
REPORT 32: SEX BY COUNTY BY DETENTION USAGE
NO. OF YOUTH

	NO. OF YOUTH DETAINED	TOTAL NO. OF YOUTH
FEMALE		
PORTAGE	78	289
PREBLE	8	28
PUTNAM	1	31
RICHLAND	41	122
ROSS	0	105
SANDUSKY	19	58
SCIOTO	5	41
SENECA	38	95
SHELBY	12	68
STARK	172	683
SUMMIT	4	1072
TRUMBULL	32	148
TUSCARAWAS	2	58
UNION	28	61
VAN WERT	6	23
VINTON	7	28
WARREN	89	281
WASHINGTON	0	51
WAYNE	39	99
WILLIAMS	4	20
WOOD	2	150
WYANDOT	2	21
	1798	13009
MALE		
ADAMS	13	72
ALLEN	1	337
ASHLAND	65	143
ASHTABULA	10	570
ATHENS	14	138
AUGLAIZE	7	142
BELMONT	19	163
BROWN	7	66
BUTLER	148	676
CARROLL	3	86
CHAMPAIGN	55	173
CLARK	143	605
CLERMONT	9	535
CLINTON	1	26
COLUMBIANA	94	319
COSHOCTON	8	61
CRAWFORD	14	165
CUYAHOGA	413	2077
DARKE	3	99
DEFIANCE	6	142
DELAWARE	25	191
ERIE	65	538
FAIRFIELD	37	153
FAYETTE	5	97
FRANKLIN	0	2457
FULTON	51	166
GALLIA	8	84
GEAUGA	40	300
GREENE	85	496
GUERNSEY	13	163
HAMILTON	703	3923
HANCOCK	65	338
HARDIN	7	68
HARRISON	8	29
HENRY	0	20
HIGHLAND	15	131
HOCKING	19	164
HOLMES	3	51
HURON	26	194
JACKSON	24	127

* Cuyahoga County failed to submit data for November and December, 1979.

JUVENILE COURT STATISTICS 1979
REPORT 32: SEX BY COUNTY BY DETENTION USAGE
NO. OF YOUTH


	NO. OF YOUTH DETAINED	TOTAL NO. OF YOUTH
MALE		
JEFFERSON	92	152
KNOX	191	266
LAKE	128	1177
LAWRENCE	15	258
LICKING	44	412
LOGAN	147	140
LORAIN	64	865
LUCAS	39	2691
MADISON	3	136
MAHONING	44	259
MARION	19	437
MEDINA	25	343
MEIGS	10	109
MERCER	94	89
MIAMI	21	574
MONROE	156	21
MONTGOMERY	2	1346
MORGAN	3	41
MORROW	37	119
MUSKINGUM	1	165
NOBLE	3	126
OTTAWA	11	150
PAULDING	42	33
PERRY	12	66
PICKAWAY	279	207
PIKE	18	60
PORTAGE	9	846
PREBLE	14	75
PUTNAM	96	71
RICHLAND	14	458
ROSS	55	323
SANDUSKY	10	197
SCIOTO	30	97
SENECA	32	208
SHELBY	293	195
STARK	41	1604
SUMMIT	187	2650
TRUMBULL	22	631
TUSCARAWAS	55	208
UNION	14	151
VAN HERT	10	68
VINTON	120	52
WARREN	10	572
WASHINGTON	84	139
WAYNE	23	313
WILLIAMS	7	75
WOOD	8	333
WYANDOT	4838	70
	6636	4838
		48602

JUVENILE COURT STATISTICS 1979
REPORT 33: SEX BY AGE BY DETENTION USAGE *
NO. OF YOUTH

	NO. OF YOUTH DETAINED	TOTAL NO. OF YOUTH
FEMALE		
08 AND UNDER	0	31
09	0	29
10	1	61
11	5	154
12	45	437
13	129	1081
14	333	2080
15	484	3008
16	478	3126
17	307	2609
18	10	296
19 AND OVER	2	17
NO DATA	4	80
	1798	13009
MALE		
08 AND UNDER	6	128
09	7	179
10	26	318
11	89	555
12	237	1169
13	543	2343
14	1024	4398
15	1298	6685
16	1448	8587
17	138	9676
18	3	1322
19 AND OVER	18	45
NO DATA	4838	188
	6636	35593
		48602

JUVENILE COURT STATISTICS 1979
REPORT 34: SEX BY RACE BY DETENTION USAGE *
NO. OF YOUTH

	NO. OF YOUTH DETAINED	TOTAL NO. OF YOUTH
FEMALE		
AM. INDIAN	0	2
ASIAN	0	2
BLACK	265	2341
HISPANIC	12	113
WHITE	1504	10335
OTHER	16	119
NO DATA	1	97
	1793	13009
MALE		
AM. INDIAN	0	3
ASIAN	1	14
BLACK	841	5819
HISPANIC	59	337
WHITE	3902	28924
OTHER	22	243
NO DATA	13	253
	4838	35593
	6636	48602



Ohio Youth Commission

35 East Gay Street
Columbus, Ohio 43215

Regional Offices

Akron
1110 S. Main Street
Akron, Ohio 44301
(216) 376-1014

Athens
1007 E. State Street
Athens, Ohio 45701
(614) 594-2205

Cincinnati
7162 Reading Road
6th Floor
Cincinnati, Ohio 45237
(513) 731-3436

Cleveland
615 W. Superior Avenue
Suite 845
Cleveland, Ohio 44113
(216) 622-3350

Columbus
899 E. Broad St.
3rd Floor
Columbus, Ohio 43205
(614) 466-4676

Dayton
Miami Valley Tower
40 W. Fourth Street
Suite 200
Dayton, Ohio 45402
(513) 223-4216

Toledo
100 South Byrne Road
Toledo, Ohio 43615
(419) 531-4691

Institutions

Buckeye Youth Center
2280 W. Broad Street
Columbus, Ohio 43223
(614) 466-0972

Cuyahoga Falls Boys School
4321 Green Road
Warrensville Township, Ohio 44128
(216) 464-8200

Indian River School
2775 Erie St. SW
Massillon, Ohio 44646
(216) 837-4211

Maumee Youth Camp
RFD #2
Liberty Center, Ohio 43532
(419) 875-6965

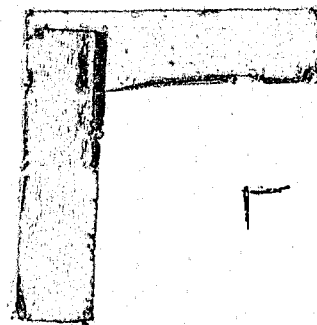
Mohican Youth Camp
Loudonville, Ohio 44842
(419) 994-4127

Riverview School
P.O. Box 50
Powell, Ohio 43065
(614) 881-5531

Scioto Village
P.O. Box 100
Powell, Ohio 43065
(614) 881-5531

Training Center for Youth
2280 W. Broad Street
Columbus, Ohio 43223
(614) 466-0972

**Training Institution
Central Ohio**
2130 W. Broad Street
Columbus, Ohio 43223
(614) 466-8350



END