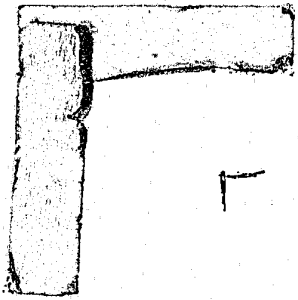



CR sent
9-20-82



SENTENCING STATISTICS

HIGHER CRIMINAL COURTS

VICTORIA 1981



83614

RESEARCH SECTION

LAW DEPARTMENT

271 WILLIAM STREET

MELBOURNE 3000


VICTORIA

ISSN 0725-654X

SENTENCING STATISTICS

HIGHER CRIMINAL COURTS

VICTORIA 1981



NCJRS

MAY 1 1982

ACQUISITIONS

RESEARCH SECTION

LAW DEPARTMENT

271 WILLIAM STREET

MELBOURNE 3000

VICTORIA

U.S. Department of Justice
National Institute of Justice

83614

This document has been reproduced exactly as received from the person or organization originating it. Points of view or opinions stated in this document are those of the authors and do not necessarily represent the official position or policies of the National Institute of Justice.

Permission to reproduce this copyrighted material has been granted by
Law Department (MELBOURNE AUSTRALIA)

to the National Criminal Justice Reference Service (NCJRS).

Further reproduction outside of the NCJRS system requires permission of the copyright owner.

ISSN 0725-654X

FOREWORD

This publication which is produced annually by the Research Section of the Law Department has a particularly useful function in conveying statistics on court decisions in a complete and unbiased manner to all who are interested.

It also provides the judiciary with a complete record of sentences imposed to assist them in determining appropriate and fair sentences for people before the courts.



The collection of sentencing statistics for the Higher Criminal Courts in Victoria was commenced in 1975 and the tables were first printed for publication in 1981. The 1980 collection and a five year compilation for the period 1976-80 were printed and also made available in microfiche.

Already the circulation of this publication has grown to include a wide variety of recipients including journalists, researchers, librarians and law reformers within Australia and overseas.

The United States Federal court administration have seen the publication and are investigating the establishment of a similar system of sentencing data along the lines of the Victorian model.

There is no doubt that statistical publications are more relevant the earlier their release coincides with the end of the year in question. The 1981 statistics were ready early in the year and the Law Department should be congratulated for this achievement.

The Government would like to see an improvement in the public's access to information in documentary form and steps are being taken for similar information to be produced for the Magistrates' Courts.

A handwritten signature in black ink, appearing to read 'Haddon Storey'. The signature is stylized and cursive.

Haddon Storey,
ATTORNEY-GENERAL

CONTENTS

1. EXPLANATORY NOTES
2. PENALTIES IMPOSED ON PERSONS SENTENCED BASED ON PRINCIPAL OFFENCE
3. PENALTIES IMPOSED ON PERSONS SENTENCED BASED ON EFFECTIVE SENTENCE
4. PENALTIES IMPOSED FOR EACH OFFENCE
5. DISPOSITION OF OFFENCES
6. STATISTICAL MEASURES OF PENALTIES

SENTENCING STATISTICS FOR HIGHER CRIMINAL COURTS

(VICTORIA)

EXPLANATORY NOTES:

1. The information is summarized by two methods of indicating the sentence, viz:
 - (a) that for the principal offence on which a person was convicted;

(Note: The sentence for the principal offence is for one type of count only and need not reflect the final and total sentence imposed by the Court after all counts have been taken into consideration).

 - (b) that for the effective sentence

(Note: The effective sentence is the actual sentence for all counts and is the total sentence imposed by the Court after taking into account terms to be served concurrently and cumulatively. Note, however, that the effective sentence is recorded only under one offence - viz, the principal offence).
2. The table headed "Statistical Measures of Penalties (VIC) 1981" relates only to the sentence for the principal offence. It does not take into account non-parole periods.
3.
 - (a) Persons found unfit to plead are not sentenced and are therefore excluded from relevant tables until such time as they are fit to stand trial.
 - (b) Persons acquitted on the grounds of insanity are not included in the tables.
4. The rules used to select the principal offence are as follows -
 - (i) Imprisonment including Youth Training Centre
 - (ii) Alcoholic and Drug Dependence Persons Bureau or Attendance Centre
 - (iii) Probation or Probation and Fine
 - (iv) Bond or Bond and Fine
 - (v) Fine
 - (vi) Other

5. Where two or more offences are involved the following rules have been applied in the order listed -
 - (i) The offence for which the heaviest sentence is imposed (within the above categories).
 - (ii) Where the same penalty has been imposed for two or more offences, the Principal offence is that one which has the heaviest maximum penalty under the Act.
 - (iii) If two or more offences carry the same maximum penalty the number of counts has been taken into consideration.
 - (iv) The Offence which appears to be the key offence.
 - (v) The first-mentioned offence.
6. Details of sentences are not recorded if the case has been presented by the Commonwealth Crown Solicitor.
7. Information in the tables has come from collated daily reports of the Criminal Law Branch Preparation Officers. A cross check is made with the Daily List for Melbourne and the Circuit Section Register to ensure that all reports are received. However no attempt is made to edit or check the description of the offence recorded by the Preparation Officer.
8. Details are not recorded until sentences have been passed on those persons convicted. No attempt has been made to reconcile the number of persons sentenced with the number of persons convicted, as shown in Tables 3.9 and 5.3 "Persons Whose Case was a Receipt or a Disposal of a Criminal Matter in the Supreme or County Court Victoria", since different counting procedures are followed and separate sources of information are utilized.
9. The results of appeals and hearings of breaches of Bonds and Probation have not been taken into account.
10. Unlike previous years attempts are shown separately.
11. This year categories have been expanded into constituent offences in order that more detail concerning sentences is available. Whether or not this form of display will continue will depend on the response from users.

W.U. Johnston
Research Officer, Law Department, 271 William Street,
Melbourne, Victoria, Australia. 3000.
Telephone: (03) 602 3633.

SENTENCING STATISTICS FOR HIGHER CRIMINAL COURTS VICTORIA

CODE	OFFENCE	FINE	BOND	PROB.	BOND AND FINE	ATTEND CENTRE	A.D.D. P.B.	IMPRISONMENT (or Y.T.C.)								TOTAL	%
								<1Yr <2	1Yr <3	2Yr <4	3Yr <4	4Yr <5	5Yr <10	10Yrs +	Life		
HOMICIDE & RELATED OFFENCES																	
1.1	Murder													8	8	0.22	
1.2a	Attempted Murder														1	0.03	
	b Wound w/i to Murder														1	0.14	
	c Shoot at w/i to Murder														4	0.00	
1.3	Manslaughter (Murder ALT).														1	0.06	
1.4	Manslaughter														1	0.22	
1.5	Culpable Driving					3									2	0.61	
1.6a	Infanticide														1	0.03	
WOUNDING, ASSAULTS ETC.																	
2.1a	Wound w/i to do G.B.H.														1	0.47	
2.2a	Mal. Inflicting G.B.H.					2									2	0.55	
	b Negl. Cause G.B.H.	3													1	0.25	
2.3a	Unlawful Wounding														2	0.06	
	b Malicious Wounding	3													5	0.55	
2.4	Assault Occ. A.B.H.	9				4									9	1.97	
2.5a	Assault w/i to Resist Arrest															Nil	0.00
	b Assault Police														1	0.25	
2.6	Using Firearm to Resist Arrest	1													1	0.39	
2.7	Common Assault	13													10	2.05	
2.8a	Child Stealing														1	0.39	
	b Attempted Child Stealing															Nil	0.00
2.9a	Exposing Children															Nil	0.00
	b Assault with a Weapon															Nil	0.00
SEXUAL OFFENCES																	
3.1a	Rape														1	1.97	
	b Aggravated Rape														1	0.47	
3.2	Rape with Mitg. Circm.														2	0.19	
3.3a	Attempted Rape														4	0.22	
	b Assault w/i to Rape														4	0.41	
3.5a	Carnal Knowledge	16													11	1.58	
	b Att. Carnal Knowledge														1	0.14	
	c Assault w/i to C. Know.														1	0.03	
	d Detention w/i to C.K.														1	0.14	
3.6a	Incest														3	0.94	
	b Attempted Incest														1	0.14	
	c Assault w/i to Commit Incest														3	0.08	
3.7a	Indecent Assault (F)	5													5	1.27	
	b Indecent Assault (F-U16)	2													19	2.49	
3.8a	Indecent Assault (M)	1													3	0.75	
	b Indecent Assault (M-U16)	4													14	2.05	
3.9a	Gross Indecency	1													5	0.58	
	b Gross Indec. with Female														1	0.03	
	c Gross Indec. with Male	4													3	0.25	
	d Exposing Person	1													2	0.11	
	e Procuring Act of G.I.														2	0.06	
3.10a	Buggery	1													6	0.80	
	b Attempted Buggery														2	0.28	
	c Buggery with violence	1													2	0.08	
	d Buggery with Animal														1	0.03	
3.11a	Abduction														1	0.22	
	b Forcible Abduction														2	0.03	
3.12	Other															Nil	0.00
ROBBERY AND ALLIED OFFENCES FOR GAIN																	
4.1a	Armed Robbery	1													6	6.26	
	b Attempted Armed Robbery														3	0.41	
4.2a	Robbery	1													10	1.94	
	b Attempted Robbery														2	0.06	
4.3	Assault w/i to Rob														6	0.86	
4.4	Kidnapping														2	0.33	
4.5	Blackmail														4	0.17	
4.6	Other															Nil	0.00

SENTENCING STATISTICS FOR HIGHER CRIMINAL COURTS VICTORIA

CODE	OFFENCE	FINE	BOND	PROB.	BOND AND FINE	ATTEND CENTRE	A.D.D. P.B.	IMPRISONMENT (or Y.T.C.)							TOTAL	%
								<1Yr <2	1Yr <3	2Yr <3	3Yr <4	4Yr <5	5Yr <10	10Yrs +		
THEFT, BURGLARY ETC.																
5.1a	Theft	34													19	13.87
	b Attempted Theft	5													6	0.36
	c Theft of m/v w/i to Commit Felony	1													2	1.77
	d Theft of Motor Vehicle	3													22	1.25
5.2a	Burglary	15													67	13.90
	b Attempted Burglary	1													3	0.41
5.3	Aggravated Burglary														1	0.36
5.4	Go Equipped for Stealing														5	0.39
5.5	Handling Stolen Goods	24													25	3.24
5.6a	Trespass w/i to Steal														3	0.00
5.6b	Housebreak w/i to Commit Felony														2	0.06
DECEPTION																
6.1a	Obt. Prop. by Deception	14													51	8.80
	b Attempt to Obt. Prop. by Deception	1													2	0.39
6.2a	Obt. Fin. Adv. by Decep.	8													44	2.66
	b Att. to Obt. Fin. Adv. by Deception														7	0.00
6.3	False Accounting														7	1.50
6.4	Secret Comm. & Bribery														1	0.03
6.5	Forgery	9													20	2.05
6.6	Uttering	8													20	1.69
6.7a	Theft by Deception														11	0.30
	b Fraudulent Conversion	1													1	0.19
	c Fraudulently Appropriating Property														4	0.66
	d Possn. of Articles for use in Cheating														24	0.00
	e Possn. of Articles of Disguise														6	0.00
	f Procuring execution of valuables by Decap.														2	0.06
	g Fraudulently inducing Persons to Invest														1	0.00
PROPERTY DAMAGE																
7.1a	Arson	2													27	1.61
	b Attempted Arson														3	0.11
7.2a	Malicious Damage	11													2	0.53
	b Destroy/Damage Prop.	7													6	0.61
	c Criminal Damage	9													14	1.47
7.3a	Place/Throw Inflammable Subst. to cause Fire/Destroy														1	0.03
	b Threaten to endanger Safety of Building														2	0.06

SENTENCING STATISTICS FOR HIGHER CRIMINAL COURTS VICTORIA

CODE	OFFENCE	FINE	BOND	PROB.	BOND AND FINE	ATTEND CENTRE	A.D.D. P.B.	IMPRISONMENT (or Y.T.C.)									TOTAL	%
								< 1Yr	1Yr < 2	2Yr < 3	3Yr < 4	4Yr < 5	5Yr < 10	10Yrs +	Life			
OTHER OFFENCES																		
8.1a	Drug Trafficking	2	7	5					3	15	11	12	8	1	64	1.77		
b	Drug Selling	2	3	7				1	6	8	4				32	0.89		
8.2a	Prepare Drug of Addiction	2									1				3	0.09		
b	Use Drug of Addiction														Nil	0.00		
c	Possess Drug of Addiction														Nil	0.00		
8.4a	Conspiracy	8	13	2				4	2	4		4	1	39	1.08			
b	Conspire to Rob					1		4	4	2				7	0.19			
c	Conspire to Rob Whilst Armed	1	5	1		1					1			8	0.22			
d	Conspire to Escape Legal Custody							4						4	0.11			
e	Conspire to Steal							2						2	0.06			
f	Conspire to Traffick Drugs													Nil	0.00			
g	Conspire to Sell Drugs													Nil	0.00			
h	Conspire to Defraud			2										2	0.06			
8.5	Perjury	11	6					6						23	0.64			
8.6	Riot, Rcut & Affray	11	2			2		3	2					20	0.55			
8.7a	Escape Legal Custody		1	2				34	5					42	1.16			
b	Att. to Escape legal Cust.							1						1	0.03			
c	Rescue Prisoner in Custody	1	1											2	0.06			
8.8a	False/Unlawful Impris.	5	3	4				1	3	2	1			19	0.53			
b	Misprision of Felony								1					1	0.03			
c	Accessory Before/After Fact			1				1		2				4	0.11			
d	False Report to Police	2	3											5	0.14			
e	Attempt to Pervert Course of Justice	2						1						3	0.08			
f	Send Letters Threatening to Murder			5										5	0.14			
g	Possess Explosives									1				1	0.03			
h	Aid and Abet										1			1	0.03			
i	Unlicenced Dental Tech.													Nil	0.00			
j	Unlawful Assembly	1		1										2	0.96			
k	Obstruct Railway Engine			1										1	0.03			
l.	Possn. of Illegal Weapon	1												1	0.03			
	TOTAL:	270	611	396	0	82	3	756	599	378	181	115	190	23	8			
	Percent	7.5	16.9	11.0	0.0	2.3	0.1	20.9	16.6	10.5	5.0	3.2	5.3	0.6	0.2	3612		
100%																		

- 1 person convicted of Escaping Legal Custody, but no sentence was passed.

Date Prepared: 14 January, 1982
Prepared By : W.L. LEONG
RESEARCH SECTION, LAW DEPARTMENT.

DISPOSITION OF OFFENCES - HIGHER CRIMINAL COURTS VICTORIA

(Period 1.1.1981 - 31.12.1981)

CODE	OFFENCE	Acquitted	Convicted	Plea of Guilty	Absc.	Disagree	Mistrial	Nolle	Other	Total	%
HOMICIDE & RELATED OFFENCES											
1.1	Murder	9	8							17	0.35
1.2a	Attempted Murder	3	1		1					5	0.10
b	Wound w/i to Murder	7	5					1		13	0.27
c	Shoot at w/i to Murder							2		2	0.04
1.3	Manslaughter (Murder ALT).	1	2							3	0.06
1.4	Manslaughter	2	1	7		1				11	0.23
1.5	Culpable Driving	18	15	7	1		1	1		43	0.90
1.6a	Infanticide			1						1	0.02
WOUNDING, ASSAULTS ETC.											
2.1a	Wound w/i to do G.B.H.	14	7	10	1			4		36	0.75
2.2a	Mal. Inflicting G.B.H.	7	5	15	3		1	3		34	0.71
b	Negl. Cause G.B.H.	4	5	4		2		1		16	0.33
2.3a	Unlawful Wounding	2		2						4	0.08
b	Malicious Wounding	11	7	13	3			1		35	0.73
2.4	Assault Occ. A.B.H.	47	16	55	10		3	4		135	2.81
2.5a	Assault w/i to Resist Arrest									Nil	0.00
b	Assault Police	2	6	3						11	0.23
2.6	Using Firearm to Resist Arrest	4	3	11	1					19	0.40
2.7	Common Assault	12	19	55	5	2	1	3		97	2.02
2.8a	Child Stealing	6	1	13				1		21	0.44
b	Attempted Child Stealing	1				1				2	0.04
2.9a	Exposing Children				1					1	0.02
b	Assault with a Weapon				1					1	0.02
SEXUAL OFFENCES											
3.1a	Rape	64	56	15	3		24	4		166	3.46
b	Aggravated Rape	8	3	14						25	0.52
3.2	Rape with Mitig. Circm.	1	2	5						8	0.17
3.3a	Attempted Rape	5	2	6	1					14	0.29
b	Assault w/i to Rape	9	4	11		1	2			27	0.56
3.5a	Carnal Knowledge	5	4	53						62	1.29
b	Att. Carnal Knowledge			5						5	0.10
c	Assault w/i to C. Know.		1							1	0.02
d	Detention w/i to C.K.	1	2	3						6	0.13
3.6a	Incest	7	1	33				1		42	0.88
b	Attempted Incest	1		5						6	0.13
c	Assault w/i to Commit Incest			3						3	0.06
3.7a	Indecent Assault (F)	44	12	34	1	1	3	1		96	2.00
b	Indecent Assault (F-U16)	26	14	76						116	2.42
3.8a	Indecent Assault (M)	6	2	25	1	1				35	0.73
b	Indecent Assault (M-U16)	16	10	64						90	1.88
3.9a	Gross Indecency	8		21				1		30	0.63
b	Gross Indec. with Female			1						1	0.02
c	Gross Indec. with Male			9						9	0.19
d	Exposing Person		1	3						4	0.08
e	Procuring Act of G.I.			2						2	0.04
3.10a	Buggery	9	10	19	1	1	2			42	0.88
b	Attempted Buggery	4		10						14	0.29
c	Buggery with violence	9	1	2	1		4			17	0.35
d	Buggery with Animal			1						1	0.02
3.11a	Abduction	2	2	6	1					11	0.23
b	Forcible Abduction	3	1					1		5	0.10
3.12	Other									Nil	0.00
ROBBERY AND ALLIED OFFENCES FOR GAIN											
4.1a	Armed Robbery	12	25	201	7	2				247	5.15
b	Attempted Armed Robbery	4	1	14			2			21	0.44
4.2a	Robbery	13	9	61	6			2		91	1.90
b	Attempted Robbery	1		2						3	0.06
4.3	Assault w/i to Rob	2		31	1		1			35	0.73
4.4	Kidnapping	5	3	9	2		2			21	0.44
4.5	Blackmail	5		6						11	0.23
4.6	Other									Nil	0.00

DISPOSITION OF OFFENCES - HIGHER CRIMINAL COURTS VICTORIA

Page 2 of 3 Pages

(Period 1.1.1981 - 31.12.1981)

CODE	OFFENCE	Acquitted	Convicted	Plea of Guilty	Absc.	Disagree	Mistrial	Nolle	Other	Total	%
THEFT, BURGLARY ETC.											
5.1a	Theft	83	52	449	64	2	5	5		660	13.76
b	Attempted Theft	1		13	1					15	0.31
c	Theft of m/v w/i to Commit Felony	3	16	48						67	1.40
d	Theft of Motor Vehicle	3	17	28		1				49	1.02
5.2a	Burglary	37	36	466	45	1	8	1		594	12.38
b	Attempted Burglary		1	14	1					16	0.33
5.3	Aggravated Burglary	1	1	12	2	1	1			18	0.38
5.4	Go Equipped for Stealing	5	4	10	8	1				28	0.58
5.5	Handling Stolen Goods	23	15	102	13	1	3	3		160	3.34
5.6a	Trespass w/i to Steal				1					1	0.02
5.6b	Housebreak w/i to Commit Felony			2						2	0.04
DECEPTION											
6.1a	Obt. Prop. by Deception	37	49	269	21			12		388	8.09
b	Attempt to Obt. Prop. by Deception	4	1	13						18	0.38
6.2a	Obt. Fin. Adv. by Decep.	5	12	84	2			1		104	2.17
b	Att. to Obt. Fin. Adv. by Deception	1								1	0.02
6.3	False Accounting	22	8	46						76	1.58
6.4	Secret Comm. & Bribery	1		1			1			3	0.06
6.5	Forgery	4		74	7					85	1.77
6.6	Uttering	6		61	7					74	1.54
6.7a	Theft by Deception			11	2			2		15	0.31
b	Fraudulent Conversion		4	3						7	0.15
c	Fraudulently Appropriating Property		24							24	0.50
d	Possn. of Articles for use in Cheating				1					1	0.02
e	Possn. of Articles of Disguise					1				1	0.02
f	Procuring execution of valuables by Decep.		2							2	0.04
g	Fraudulently inducing Persons to Invest	8								8	0.17
PROPERTY DAMAGE											
7.1a	Arson	6	6	52				3		67	1.40
b	Attempted Arson			4						4	0.08
7.2a	Malicious Damage	5	7	12						24	0.50
b	Destroy/Damage Prop.			22	9			2		33	0.69
c	Criminal Damage	3	3	50	4					60	1.25
7.3a	Place/Throw Inflammable Subst. to cause Fire/Destroy			1						1	0.02
b	Threaten to endanger Safety of Building	1		2						3	0.06

DISPOSITION OF OFFENCES - HIGHER CRIMINAL COURTS VICTORIA

Page 3 of 3 Pages

(Period 1.1.1981 - 31.12.1981)

CODE	OFFENCE	Acquitted	Convicted	Plea of Guilty	Absc.	Disagree	Mistrial	Nolle	Other	Total	%
OTHER OFFENCES											
8.1a	Drug Trafficking	27	22	42	6	3	1	3		104	2.17
b	Drug Selling	2	5	27			1	2		37	0.77
8.2a	Prepare Drug of Addiction			3						3	0.06
b	Use Drug of Addiction						1			1	0.02
c	Possess Drug of Addiction	2					1			3	0.06
8.4a	Conspiracy	6	3	36	5			4		54	1.13
b	Conspire to Rob		1	6	1					8	0.17
c	Conspire to Rob whilst Armed	4	1	7	1					13	0.27
d	Conspire to Escape Legal Custody			4						4	0.08
e	Conspire to Steal			2	1					3	0.06
f	Conspire to Traffick Drugs	1					1			2	0.04
g	Conspire to Sell Drugs				1					1	0.02
h	Conspire to Defraud			2						2	0.04
8.5	Perjury	4	2	21	2			1		30	0.63
8.6	Riot, Rout & Affray	2	8	12	2			3		27	0.56
8.7a	Escape Legal Custody	2		43	1					46	0.96
b	Att. to Escape legal Cust.			1						1	0.02
c	Rescue Prisoner in Custody			2						2	0.04
8.8a	False/Unlawful Imprisonment	3	3	16	6		1	6		35	0.73
b	Misprision of Felony	2		1						3	0.06
c	Accessory Before/After Fact	2	1	3						6	0.13
d	False Report to Police			5						5	0.10
e	Attempt to Pervert Course of Justice	2	2	1						5	0.10
f	Send Letters Threatening to Murder			5						5	0.10
g	Possess Explosives	3	1			1				5	0.10
h	Aid and Abet	2	1							3	0.06
i	Unlicensed Dental Tech.			2				1		1	0.02
j	Unlawful Assembly			1	1					3	0.06
k	Obstruct Railway Engine			1						1	0.02
l	Possn. of Illegal Weapon			1						1	0.02
TOTAL:		743	575	3,038	267	24	70	80		4,797	
Percent		15.5	12.0	63.3	5.6	0.5	1.5	1.7		100%	

Date Prepared: 14 January, 1982
Prepared By : W.L. LEONG
RESEARCH SECTION, LAW DEPARTMENT.

CODE	OFFENCE	NO. OF PERSONS	MEDIAN (MIDPOINT)	MODE (MOST COMMON)	MEAN (AVERAGE)	MINIMUM	MAXIMUM	INTER-QUARTILE RANGE (MIDDLE 50%)
	<u>HOMICIDE AND RELATED OFFENCES</u>							
1.1	<u>Murder</u>							
	Gaol	6 ----- 6 -----	Life	Life	Life	Life	Life	Life-Life
1.2(a)	<u>Attempted Murder</u>							
	Gaol	1 ----- 1 -----	-	-	13 y	-	-	-
1.2(b)	<u>Wound w/i to Murder</u>							
	Gaol	1 ----- 1 -----	-	-	15 y	-	-	-

y = Years
m = Months

Date Prepared : 14 January, 1982
Prepared By : W. L. LEONG, Research Section.

CODE	OFFENCE	NO. OF PERSONS	MEDIAN (MIDPOINT)	MODE (MOST COMMON)	MEAN (AVERAGE)	MINIMUM	MAXIMUM	INTER-QUARTILE RANGE (MIDDLE 50%)
1.3	<u>Manslaughter (Murder Alt.)</u> Gaol	<u>2</u> 2	-	-	8 y	6 y	10 y	-
1.4	<u>Manslaughter</u> Gaol	<u>7</u> 7	5 y	5 y	4y 6m	3 y	5 y	3y 9m-5y
1.5	<u>Culpable Driving</u> Gaol Attendance Centre Attendance Centre & Fine	18 2 <u>1</u> 21	2y 8m - (1y + \$1,000)	2y 6m, 3y 1 y	2y 8m 1 y	1y 6m 1 y	4 y 1 y	2y 6m-3y -

y = Years
m = Months

Date Prepared : 14 January, 1982
Prepared By : W.L. LEONG, Research Section.

CODE	OFFENCE	NO. OF PERSONS	MEDIAN (MIDPOINT)	MODE (MOST COMMON)	MEAN (AVERAGE)	MINIMUM	MAXIMUM	INTER-QUARTILE RANGE (MIDDLE 50%)
1.6	<u>Infanticide</u> Probation	1 <hr/> 1	-	-	2 y	-	-	-

y = Years
m = Months

Date Prepared : 14 January, 1982
Prepared By : W. L. LEONG, Research Section.

CODE	OFFENCE	NO. OF PERSONS	MEDIAN (MIDPOINT)	MODE (MOST COMMON)	MEAN (AVERAGE)	MINIMUM	MAXIMUM	INTER-QUARTILE RANGE (MIDDLE 50%)
2.1	<u>WOUNDING, ASSAULTS ETC.</u>							
	<u>Wounding w/i to do G.B.H.</u>							
	Gaol	13	4 y	2y, 3y, 4y, 5y 6m	4y 7m	2 y	9 y	2y 8m - 5y 10m
	Probation	1	-	-	1 y	-	-	-
		<u>14</u>						
2.2(a)	<u>Maliciously Inflicting G.B.H.</u>							
	Gaol	9	2 y	1y 6m, 2y	2y 5m	9 m	5 y	1y 8m - 3y 8m
	Attendance Centre	2	-	6 m	6 m	6 m	6 m	-
	Probation	2	-	3 y	3 y	3 y	3 y	-
	Bond	2	-	-	2y 6m	2 y	3 y	-
		<u>15</u>						
2.2(b)	<u>Negligently cause B.G.H.</u>							
	Gaol	2	-	-	2y 9m	1y 6m	4 y	-
	Probation	1	-	-	3 y	-	-	-
	Fine	2	-	-	\$825	\$400	\$1,250	-
		<u>5</u>						

y = Years
m = Months

Date Prepared : 14 January . 1982
Prepared By : W. L. LEONG, Research Section.

CODE	OFFENCE	NO. OF PERSONS	MEDIAN (MIDPOINT)	MODE (MOST COMMON)	MEAN (AVERAGE)	MINIMUM	MAXIMUM	INTER-QUARTILE RANGE (MIDDLE 50%)
2.3(a)	<u>Unlawful Wounding</u>							
	Gaol	2	-	-	2y 3m	1y 6m	3 y	-
	Bond	1	-	-	2 y	-	-	-
		3						
2.3(b)	<u>Malicious Wounding</u>							
	Gaol	3	1y 3m	-	1y 9m	1 y	3 y	-
	Attendance Centre	1	-	-	1 y	-	-	-
	Bond	3	3 y	3 y	2y 8m	2 y	3 y	-
	Fine	3	\$500	\$500	\$833	\$500	\$1,500	-
		10						
2.4	<u>Assault occ. actual bodily harm</u>							
	Gaol	19	9 m	9m, 1y	1 y	3 m	2y 6m	6m-1y6m
	Attendance Centre	4	6 m	6 m	5 m	3 m	6 m	6 m
	Probation	4	2 y	2 y	1y 9m	1 y	2 y	2 y
	Bond	5	3 y	3 y	2y 7m	2 y	3 y	2y-3y
	Fine	5	\$500	\$500, \$700	\$540	\$200	\$750	\$275-\$750
		37						

y = Years
m = Months

Date Prepared : 14 January . 1982
Prepared By : W. L. LEONG, Research Section.

CODE	OFFENCE	NO. OF PERSONS	MEDIAN (MIDPOINT)	MODE (MOST COMMON)	MEAN (AVERAGE)	MINIMUM	MAXIMUM	INTER-QUARTILE RANGE (MIDDLE 50%)
2.5(b)	<u>Assault Police</u>							
	Gaol	1	-	-	1 y	-	-	-
		<hr/> 1 <hr/>						
2.6	<u>Using Firearm to Resist Arrest</u>							
	Gaol	6	2y 3m	9 m	2y 6m	9 m	6 y	9m - 4y6m
	Bond	1	-	-	3 y	-	-	-
	Fine	1	-	-	\$1,000	-	-	-
		<hr/> 8 <hr/>						
2.7	<u>Common Assault</u>							
	Gaol	12	6 m	3m, 6m	8 m	3 m	2 y	3m - 6m
	Probation	1	-	-	3 y	-	-	-
	Bond	5	3 y	3 y	2y 4m	1 y	3 y	1y2m - 3y
	Fine	4	\$400	-	\$437	\$150	\$800	\$300-\$500
		<hr/> 22 <hr/>						

y = Years
m = Months

Date Prepared : 14 January, 1982
Prepared By : W. L. LEONG, Research Section.

CODE	OFFENCE	NO. OF PERSONS	MEDIAN (MIDPOINT)	MODE (MOST COMMON)	MEAN (AVERAGE)	MINIMUM	MAXIMUM	INTER-QUARTILE RANGE (MIDDLE 50%)
2.8	<u>Child Stealing</u>							
	Gaol	3	2 y	-	1y 9m	1 y	4 y	-
	Attendance Centre	1	-	-	3 m	-	-	-
	Probation	1	-	-	5 y	-	-	-
	Bond	1	-	-	5 y	-	-	-
		<hr/> 6 <hr/>						

y = Years
m = Months

Date Prepared : 14 January, 1982
Prepared By : W. L. LEONG, Research Section.

CODE	OFFENCE	NO. OF PERSONS	MEDIAN (MIDPOINT)	MODE (MOST COMMON)	MEAN (AVERAGE)	MINIMUM	MAXIMUM	INTER-QUARTILE RANGE (MIDDLE 50%)
	<u>SEXUAL OFFENCES</u>							
3.1(a)	<u>Rape</u>	27	5y	3y	4y 11m	1y	12y	3y-6y 7m
	Gaol	1	-	-	1y	-	-	-
	Attendance Centre	1	-	-	3y	-	-	-
	Probation							
		<hr/> 29						
3.1(b)	<u>Aggravated Rape</u>	6	5y	5y	5y	3y	7y	3y6m-6y6m
	Gaol	1	-	-	3y	-	-	-
	Probation							
		<hr/> 7						
3.2	<u>Rape with Mitg. Circm.</u>	5	2y 6m	3y	2y 4m	1y	3y	1y3m-3y
	Gaol							
		<hr/> 5						

y= Years
m= Months.

Date Prepared : 14 January, 1982
Prepared By : W. L. LEONG, Research Section.

CODE	OFFENCE	NO. OF PERSONS	MEDIAN (MIDPOINT)	MODE (MOST COMMON)	MEAN (AVERAGE)	MINIMUM	MAXIMUM	INTER-QUARTILE RANGE (MIDDLE 50%)
3.3(a)	<u>Attempted Rape</u>							
	Gaol	6	2y 11m	3 y	2y 8m	2 y	3 y	2y3m - 3y
		<hr/> 6 <hr/>						
3.3(b)	<u>Assault w/i to Rape</u>							
	Gaol	6	3y 6m	3y, 4y	3y 6m	2 y	5 y	2y6m-4y6m
	Bond	3	4 y	-	4 y	3 y	5 y	-
		<hr/> 9 <hr/>						
3.5(a)	<u>Carnal Knowledge</u>							
	Gaol	8	1y 9m	-	2y 5m	4 m	6 y	10m - 3y
	Probation	6	1y 6m	1y, 1y6m, 2y	1y 6m	1 y	2 y	1y - 2y
	Bond	7	2 y	2 y	2y 2m	1 y	3 y	1y9m - 3y
	Fine	9	\$300	\$300, \$500	\$611	\$100	\$3,000	\$125-\$500
		<hr/> 30 <hr/>						

y = Years
m = Months

Date Prepared : 14 January, 1982
Prepared By : W.L. LEONG, Research Section.

STATISTICAL MEASURES OF PENALTIES (VIC.) 1981

CODE	OFFENCE	NO. OF PERSONS	MEDIAN (MIDPOINT)	MODE (MOST COMMON)	MEAN (AVERAGE)	MINIMUM	MAXIMUM	INTER-QUARTILE RANGE (MIDDLE 50%)
3.5(b)	<u>Attempted Carnal Knowledge</u> Gaol	1	-	-	1 y	-	-	-
		<hr/> 1 <hr/>						
3.5(d)	<u>Detention w/i to C. Know</u> Gaol	2	-	-	11 m	9 m	1 y	-
		<hr/> 2 <hr/>						
3.6(a)	<u>Incest</u> Gaol Probation	9	3 y	3y, 4y	2 y 6m	9 m	4 y	1y2m-3y 10m
		2	-	-	3y 6m	3 y	4 y	-
		<hr/> 11 <hr/>						

y = Years
m = Months

Date Prepared : 14 January . 1982
Prepared By : W.L. LEONG, Research Section.

CODE	OFFENCE	NO. OF PERSONS	MEDIAN (MIDPOINT)	MODE (MOST COMMON)	MEAN (AVERAGE)	MINIMUM	MAXIMUM	INTER-QUARTILE RANGE (MIDDLE 50%)
3.6(b)	<u>Attempted Incest</u> Bond	1	-	-	5 y	-	-	-
		1						
3.7(a)	<u>Indecent Assault (Female)</u> Gaol Attendance Centre Probation Bond Fine	3	6 m	6 m	7 m	6 m	9 m	-
		1	-	-	9 m	-	-	-
		4	3 y	3 y	2y 9m	2 y	3 y	3 y
		3	2 y	2 y	2y 4m	2 y	3 y	-
		2	-	-	\$750	\$500	\$1,000	-
		13						
3.7(b)	<u>Indec. Assault (Female - U 16 y)</u> Gaol Probation Bond	8	1y 3m	1y, 1y6m, 2y	1y 3m	2 m	2 y	1y - 1y6m
		6	3y 6m	3y, 4y	3y 6m	2 y	5 y	2y6m-4y6m
		9	3 y	3 y	2y 9m	1 y	4 y	2y3m-3y
				23				

y = Years
m = Months

Date Prepared : 14 January, 1982
Prepared By : W.L. LEONG, Research Section.

CODE	OFFENCE	NO. OF PERSONS	MEDIAN (MIDPOINT)	MODE (MOST COMMON)	MEAN (AVERAGE)	MINIMUM	MAXIMUM	INTER-QUARTILE RANGE (MIDDLE 50%)
3.8(a)	<u>Indecent Assault (Male)</u>							
	Gaol	4	9 m	9 m	1y 9m	6 m	4 y	9 m
	Bond	3	2 y	2 y	2y 4m	2 y	3 y	-
	Fine	1	-	-	\$500	-	-	-
		<hr/>						
		8						
3.8(b)	<u>Indec. Assault (Male - U16)</u>							
	Gaol	6	1 y	1 y	1y 6m	6 m	4 y	9m - 2y9m
	Probation	5	3 y	3 y	3y 2m	3 y	4 y	3y - 3y9m
	Bond	13	3 y	3 y	3y 4m	2 y	5 y	3y - 4y
		<hr/>						
		24						
3.9(a)	<u>Gross Indecency</u>							
	Probation	3	1 y	1 y	1 y	1 y	1 y	-
	Bond	1	-	-	2 y	-	-	-
		<hr/>						
		4						

y = Years
m = Months

Date Prepared : 14 January, 1982
Prepared By : W. L. LEONG, Research Section.

CODE	OFFENCE	NO. OF PERSONS	MEDIAN (MIDPOINT)	MODE (MOST COMMON)	MEAN (AVERAGE)	MINIMUM	MAXIMUM	INTER-QUARTILE RANGE (MIDDLE 50%)
3.9(b)	<u>Gross Indec. with Female</u> Probation	1 <hr/> 1	-	-	1 y	-	-	-
3.9(c)	<u>Gross Indec. with Male</u> Probation Bond	1 1 <hr/> 2	- -	- -	2 y 2 y	- -	- -	- -
3.9(d)	<u>Exposing Person</u> Bond	2 <hr/> 2	-	2 y	2 y	2 y	2 y	-

y = Years
m = Months

Date Prepared : 14 January, 1982
Prepared By : W.L. LEONG, Research Section.

CODE	OFFENCE	NO. OF PERSONS	MEDIAN (MIDPOINT)	MODE (MOST COMMON)	MEAN (AVERAGE)	MINIMUM	MAXIMUM	INTER-QUARTILE RANGE (MIDDLE 50%)
3.10(a)	<u>Buggery</u>	7	2 y	2 y	2y 11m	1y 6m	6 y	1y9m-5y6m
	Gaol	1	-	-	5 y	-	-	-
	Attendance Centre	3	5 y	5 y	5 y	5 y	5 y	-
	Bond	1	-	-	\$250	-	-	-
	Fine	1	-	-	-	-	-	-
		<hr/> 12 <hr/>						
3.10(b)	<u>Attempted Buggery</u>							
	Gaol	2	-	-	1y 6m	1 y	2 y	-
		<hr/> 2 <hr/>						
3.10(c)	<u>Buggery with Violence</u>							
	Gaol	2	-	-	7 y	4 y	10 y	-
		<hr/> 2 <hr/>						

y = Years
m = Months

Date Prepared : 14 January, 1982
Prepared By : W.L. LEONG, Research Section.

CODE	OFFENCE	NO. OF PERSONS	MEDIAN (MIDPOINT)	MODE (MOST COMMON)	MEAN (AVERAGE)	MINIMUM	MAXIMUM	INTER-QUARTILE RANGE (MIDDLE 50%)
3.10(d)	<u>Buggery with Animal</u> Probation	1 ----- 1	-	-	2 y	-	-	-
3.11(a)	<u>Abduction</u> Probation	1 ----- 1	-	-	2 y	-	-	-

y = Years
m = Months

Date Prepared : 14 January, 1982
Prepared By : W.L. LEONG, Research Section.

CODE	OFFENCE	NO. OF PERSONS	MEDIAN (MIDPOINT)	MODE (MOST COMMON)	MEAN (AVERAGE)	MINIMUM	MAXIMUM	INTER-QUARTILE RANGE (MIDDLE 50%)
4.1(a)	<u>ROBBERY AND ALLIED OFFENCES FOR GAIN</u>							
	<u>Armed Robbery</u>							
	Gaol	103	4 y	3y, 4y	4y 10m	6 m	14 y	3y - 7y
	Probation	13	3 y	3 y	3y 4m	2 y	5 y	3y-3y9m
	Bond	5	3 y	3 y	3 y	3 y	3 y	
		121						
4.1(b)	<u>Attempted Armed Robbery</u>							
	Gaol	7	3 y	3y, 4y	3y 4m	2 y	5 y	2y5m-4y3m
	Probation	2	-	3 y	3 y	3 y	3 y	-
	Bond	3	3 y	-	3y 4m	2 y	5 y	-
		12						
4.2(a)	<u>Robbery</u>							
	Gaol	26	1y 6m	1y, 1y6m	1y 9m	1 m	5 y	1y-2y6m
	A.D.D.P.B.	1	-	-	3 y	-	-	-
	Attendance Centre	3	9 m	-	9 m	6 m	1 y	-
	Probation	10	2y 6m	2y, 3y	2y 6m	1 y	4 y	2y-3y
	Bond	7	3 y	3 y	3y 2m	3 y	4 y	3 y
	Fine	1	-	-	\$400	-	-	-
		48						

y = Years
m = Months

Date Prepared : 14 January, 1982
Prepared By : W.L. LEONG, Research Section.

CODE	OFFENCE	NO. OF PERSONS	MEDIAN (MIDPOINT)	MODE (MOST COMMON)	MEAN (AVERAGE)	MINIMUM	MAXIMUM	INTER-QUARTILE RANGE (MIDDLE 50%)
4.3	<u>Assault w/i to Rob</u>							
	Gaol	11	2 y	2 y	1y 9m	2 m	3 y	1y-2y 3m
	Attendance Centre	1	-	-	1 y	-	-	-
	Probation	4	3 y	3 y	3 y	3 y	3 y	3 y
	Bond	6	3 y	3 y	2y 8m	1 y	4 y	1y6m-3y6m
		<hr/> 22 <hr/>						
4.4	<u>Kidnapping</u>							
	Gaol	1	-	-	7 y	-	-	-
	Probation	1	-	-	3 y	-	-	-
		<hr/> 2 <hr/>						
4.5	<u>Blackmail</u>							
	Gaol	2	-	-	1y 7m	2 m	3 y	-
	Bond	2	-	-	3y 6m	3 y	4 y	-
		<hr/> 4 <hr/>						

y = Years
m = Months

Date Prepared : 14 January, 1982
Prepared By : W.L. LEONG, Research Section.

STATISTICAL MEASURES OF PENALTIES (VIC.) 1981

CODE	OFFENCE	NO. OF PERSONS	MEDIAN (MIDPOINT)	MODE (MOST COMMON)	MEAN (AVERAGE)	MINIMUM	MAXIMUM	INTER-QUARTILE RANGE (MIDDLE 50%)
5.1(a)	<u>THEFT, BURGLARY, ETC.</u>							
	<u>Theft</u>							
	Gaol	37	1y	2y	1y.6m	2m	5y	9m-2y
	Attendance Centre	6	1y	1y	11m	6m	1y	8m-1y
	Probation	12	2y	3y	2y.2m	1y	3y	1y.6m-3y
	Bond	33	3y	3y	2y.9m	1y	5y	2y-3y
	Fine	13	\$500	\$100, \$1,000 \$2,000	\$742	\$100	\$2,000	\$212-\$1,160
		<hr/> 101 <hr/>						
5.1(b)	<u>Attempted Theft</u>							
	Probation	1	-	-	4y	-	-	-
		<hr/> 1 <hr/>						
5.1(c)	<u>Theft of m/v w/i to Commit</u>							
	<u>Felony</u>							
	Probation	1	-	-	3y	-	-	-
	Fine	1	-	-	\$500	-	-	-
		<hr/> 2 <hr/>						

y = Years
m = Months

Date Prepared : 14 January, 1982
Prepared By : W. L. LEONG, Research Section.

CODE	OFFENCE	NO. OF PERSONS	MEDIAN (MIDPOINT)	MODE (MOST COMMON)	MEAN (AVERAGE)	MINIMUM	MAXIMUM	INTER-QUARTILE RANGE (MIDDLE 50%)
5.1(d)	<u>Theft of m/vehicle</u>							
	Gaol	1	-	-	4y.6m	-	-	-
	Probation	1	-	-	3y	-	-	-
	Bond	4	3y	3y	3y	3y	3y	3y
	Fine	1	-	-	\$500	-	-	-
		<hr/> 7						
5.2(a)	<u>Burglary</u>							
	Gaol	51	1y	1y	1y.6m	3m	4y	8m-2y
	A.D.D.P.B.	1	-	-	5y	-	-	-
	Attendance Centre	8	8m	1y	8m	3m	1y	4m-1y
	Probation	21	3y	3y	2y.7m	6m	4y	2y-3y
	Bond	22	3y	2y	2y.10m	6m	5y	2y-4y
	Fine	5	\$1,000	\$1,000	\$1,400	\$1,000	\$2,000	\$1000-\$2000
		<hr/> 108						
5.2(b)	<u>Attempted Burglary</u>							
	Gaol	2	-	2m	2m	2m	2m	-
	Fine	1	-	-	\$200	-	-	-
		<hr/> 3						

y = Years
m = Months

Date Prepared : 14 January, 1982
Prepared By : W.L. LEONG, Research Section.

CODE	OFFENCE	NO. OF PERSONS	MEDIAN (MIDPOINT)	MODE (MOST COMMON)	MEAN (AVERAGE)	MINIMUM	MAXIMUM	INTER-QUARTILE RANGE (MIDDLE 50%)
5.3	<u>Aggravated Burglary</u>							
	Gaol	2	-	-	1y.9m	1y.6m	2y	-
	Bond	1	-	-	3y	-	-	-
		<hr/> 3 <hr/>						
5.4	<u>Go Equipped For Stealing</u>							
	Gaol	3	2y	2y	2y.4m	2y	3y	-
	Bond	3	2y	2y	2y.4m	2y	3y	-
		<hr/> 6 <hr/>						
5.5	<u>Handling Stolen Goods</u>							
	Gaol	17	1y	6m, 1y, 1y.6m	1y.2m	14 days	3y	6m-1y6m
	Attendance Centre	4	9m	9m	9m	6m	1y	9m
	Probation	1	-	-	2y	-	-	-
	Bond	16	2y	2y	2y.3m	1y	4y	2y-3y
	Fine	9	\$500	\$200	\$1,294	\$200	\$8,000	\$200-\$937
		<hr/> 47 <hr/>						

y = Years
m = Months

Date Prepared : 14 January, 1982
Prepared By : W.L. LEONG, Research Section.

CODE	OFFENCE	NO. OF PERSONS	MEDIAN (MIDPOINT)	MODE (MOST COMMON)	MEAN (AVERAGE)	MINIMUM	MAXIMUM	INTER-QUARTILE RANGE (MIDDLE 50%)
6.1(a)	<u>DECEPTION</u>							
	<u>Obtaining Property by Deception</u>							
	Gaol	16	1y	6m	1y.5m	3m	4y	6m-1y.6m
	Probation	3	3y	3y	2y.4m	1y	3y	-
	Bond	14	3y	3y	2y.7m	1y	3y	2y-3y
	Fine	4	\$1,500	-	\$2,050	\$200	\$5,000	\$1000-\$2000
		<hr/>						
		37						
6.1(b)	<u>Attempt to Obt. Prop. by Deception.</u>							
	Probation	1	-	-	4y	-	-	-
	Bond	2	-	-	3y.6m	3y	4y	-
		<hr/>						
		3						
6.2(a)	<u>Obtain Financial Advantage by Deception</u>							
	Attendance Centre	1	-	-	3m	-	-	-
	Probation	1	-	-	3y	-	-	-
	Bond	5	5y	5y	4y	2y	5y	2y.3m-5y
	Fine	4	\$400	-	\$578	\$10	\$1,500	\$300-\$500
		<hr/>						
		11						

y = Years
m = Months

Date Prepared : 14 January, 1982
Prepared By : W.L. LEONG, Research Section.

CODE	OFFENCE	NO. OF PERSONS	MEDIAN (MIDPOINT)	MODE (MOST COMMON)	MEAN (AVERAGE)	MINIMUM	MAXIMUM	INTER-QUARTILE RANGE (MIDDLE 50%)
6.3	<u>False Accounting</u>							
	Gaol	1	-	-	1y	-	-	-
	Bond	1	-	-	3y	-	-	-
		<hr/> 2 <hr/>						
6.4	<u>Secret Comm. and Bribery</u>							
	Bond	1	-	-	6m	-	-	-
		<hr/> 1 <hr/>						
6.5	<u>Forgery</u>							
	Gaol	1	-	-	3m	-	-	-
	Probation	2	-	-	2y.6m	2y	3y	-
	Bond	2	-	-	4y	3y	5y	-
	Fine	4	\$187	-	\$612	\$75	\$2,000	\$125-\$250
		<hr/> 9 <hr/>						

y = Years
m = Months

Date Prepared : 14 January, 1982
Prepared By : W.L. LEONG, Research Section.

CODE	OFFENCE	NO. OF PERSONS	MEDIAN (MIDPOINT)	MODE (MOST COMMON)	MEAN (AVERAGE)	MINIMUM	MAXIMUM	INTER-QUARTILE RANGE (MIDDLE 50%)
6.6	<u>Uttering</u>							
	Gaol	1	-	-	3m	-	-	-
	Bond	2	-	-	3y. 6m	3y	4y	-
	Fine	2	-	-	\$800	\$100	\$1,500	-
		<hr/> 5 <hr/>						
6.7(a)	<u>Theft by Deception</u>							
	Bond	2	-	-	2y. 6m	2y	3y	-
		<hr/> 2 <hr/>						
6.7(b)	<u>Fraudulent Conversion</u>							
	Bond	1	-	-	3y	-	-	-
	Fine	1	-	-	\$, 500	-	-	-
		<hr/> 2 <hr/>						

y = Years
m = Months

Date Prepared : 14 January, 1982
Prepared By : W. L. LEONG, Research Section.

CODE	OFFENCE	NO. OF PERSONS	MEDIAN (MIDPOINT)	MODE (MOST COMMON)	MEAN (AVERAGE)	MINIMUM	MAXIMUM	INTER-QUARTILE RANGE (MIDDLE 50%)
6.7(c)	<u>Fraudulently Appropriating Property</u> Gaol	1 <hr/> 1	-	-	2y	-	-	-

y = Years
m = Months

Date Prepared : 14 January, 1982
Prepared By : W.L. LEONG, Research Section.

CODE	OFFENCE	NO. OF PERSONS	MEDIAN (MIDPOINT)	MODE (MOST COMMON)	MEAN (AVERAGE)	MINIMUM	MAXIMUM	INTER-QUARTILE RANGE (MIDDLE 50%)
7.1(a)	<u>PROPERTY DAMAGE.</u>							
	<u>Arson.</u>							
	Gaol	13	2 y	1 y	2y 5m	6 m	6 y	1y-3y, 9m
	Attendance Centre	1	-	-	9 m	-	-	-
	Probation	3	3 y	3 y	3y 4m	3 y	4 y	-
	Bond	11	3 y	3 y	3 y	1 y	5 y	2y, 9m - 3y, 3m
	Fine	2	-	-	\$850	\$700	\$1,000	-
		<hr/> 30						
7.1(b)	<u>Attempted Arson.</u>							
	Bond	2	-	2 y	2 y	2 y	2 y	-
		<hr/> 2						
7.2(a)	<u>Malicious Damage.</u>							
	Attendance Centre	2	-	1 y	1 y	1 y	1 y	-
	Bond	1	-	-	1 y	-	-	-
		<hr/> 3						

y = Years
m = Months

Date Prepared : 14 January, 1982
Prepared By : W.L. LEONG, Research Section.

CODE	OFFENCE	NO. OF PERSONS	MEDIAN (MIDPOINT)	MODE (MOST COMMON)	MEAN (AVERAGE)	MINIMUM	MAXIMUM	INTER-QUARTILE RANGE (MIDDLE 50%)
7.2(b)	<u>Destroy/Damage Property.</u>							
	Gaol	2	-	-	1y 6m	1 y	2 y	-
	Probation	2	-	-	3 y	2 y	4 y	-
	Fine	6	\$600	\$600	\$575	\$500	\$650	\$500- \$625
		<hr/> 10 <hr/>						
7.2(c)	<u>Criminal Damage.</u>							
	Gaol	2	-	3 m	3 m	3 m	3 m	-
	Attendance Centre	1	-	-	1 y	-	-	-
	Probation	5	2 y	2y 3y	2y 2m	1 y	3 y	1y, 3m-3y
	Bond	4	2 y	2 y	2y 3m	2 y	3 y	2 y
	Fine	1	-	-	\$1,500	-	-	-
		<hr/> 13 <hr/>						
7.3(a)	<u>Place/Throw Inflammable Subst. to cause Fire/Destroy.</u>							
	Gaol	1	-	-	2 y	-	-	-
		<hr/> 1 <hr/>						

y = Years
m = Months

Date Prepared : 14 January, 1982
Prepared By : W. L. LEONG, Research Section.

CODE	OFFENCE	NO. OF PERSONS	MEDIAN (MIDPOINT)	MODE (MOST COMMON)	MEAN (AVERAGE)	MINIMUM	MAXIMUM	INTER-QUARTILE RANGE (MIDDLE 50%)
7.3(b)	<u>Threaten to Endanger Safety of a Building.</u> Attendance Centre	1 <hr/> 1	-	-	6 m	-	-	-

y = Years
m = Months

Date Prepared : 14 January . 1982
Prepared By : W. L. LEONG. Research Section.

CODE	OFFENCE	NO. OF PERSONS	MEDIAN (MIDPOINT)	MODE (MOST COMMON)	MEAN (AVERAGE)	MINIMUM	MAXIMUM	INTER-QUARTILE RANGE (MIDDLE 50%)
8.1(a)	<u>OTHER OFFENCES.</u> <u>Drug Trafficking.</u>							
	Gaol	32	3y 3m	4 y	3y 6m	1y 6m	10 y	2y,6m-4y
	Probation	5	3 y	3 y	3 y	3 y	3 y	3 y
	Bond	6	3 y	3 y	3 y	2 y	5 y	2y-4y
	Fine	1	-	-	\$2,000	-	-	-
	Gaol & Fine	1	-	-	-----2y,6m & \$15,000-----	-	-	-
		<hr/> 45 <hr/>						
8.1(b)	<u>Drug Selling.</u>							
	Gaol	13	2 y	2 y	2y 8m	1 y	9 y	1y,8m-3y
	Probation	1	-	-	3 y	-	-	-
	Bond	2	-	-	3y 6m	2 y	5 y	-
	Fine	1	-	-	\$4,000	-	-	-
		<hr/> 17 <hr/>						
8.2(a)	<u>Prepare Drug of Addiction.</u>							
	Gaol	1	-	-	3 y	-	-	-
	Fine	2	-	-	\$1,625	\$750	\$2,500	-
		<hr/> 3 <hr/>						

y = Years
m = Months

Date Prepared : 14 January . 1982
Prepared By : W.L.LEONG. Research Section.

CODE	OFFENCE	NO. OF PERSONS	MEDIAN (MIDPOINT)	MODE (MOST COMMON)	MEAN (AVERAGE)	MINIMUM	MAXIMUM	INTER-QUARTILE RANGE (MIDDLE 50%)
8.4(a)	<u>Conspiracy.</u>							
	Gaol	9	2 y	4 y	2y 8m	6 m	6 y	8m-4y
	Attendance Centre	1	-	-	9 m	-	-	-
	Probation	1	-	-	2 y	-	-	-
	Bond	10	2 y	2 y	2y 4m	2 y	3 y	2y-3y
	Fine	3	\$1,000	-	\$1,433	\$300	\$3,000	-
		<hr/> 24 <hr/>						
8.4(b)	<u>Conspire to Rob.</u>							
	Gaol	5	1y,6m	1y 6m	1y 5m	1y 3m	1y 6m	1y,4m-1y,6m
		<hr/> 5 <hr/>						
8.4(c)	<u>Consp. to Rob whilst Armed.</u>							
	Gaol	1	-	-	3 y	-	-	-
	Bond	3	1 y	1 y	1y 8m	1 y	3 y	-
	Fine	1	-	-	\$400	-	-	-
		<hr/> 5 <hr/>						

y = Years
m = Months

Date Prepared : 14 January, 1982
Prepared By : W.L. LEONG, Research Section.

CODE	OFFENCE	NO. OF PERSONS	MEDIAN (MIDPOINT)	MODE (MOST COMMON)	MEAN (AVERAGE)	MINIMUM	MAXIMUM	INTER-QUARTILE RANGE (MIDDLE 50%)
8.4(d)	<u>Consp. to Escape Legal Custody.</u> Gaol	4	1½m	1m, 2m	1½m	1 m	2 m	1m-2m
		4						
8.4(h)	<u>Conspire to Defraud.</u> Probation	2	-	3 y	3 y	3 y	3 y	-
		2						
8.5	<u>Perjury.</u> Gaol Bond Fine	6	4 m	4 m	5 m	3 m	9 m	3½m-7½m 2y-4y \$250- \$1,100
		6	2y, 6m	2 y	2y, 10m	2 y	5 y	
		8	\$500	\$500	\$675	\$200	\$1,200	
		20						

y = Years
m = Months

Date Prepared : 14 January . 1982
Prepared By : W. L. LEONG, Research Section.

CODE	OFFENCE	NO. OF PERSONS	MEDIAN (MIDPOINT)	MODE (MOST COMMON)	MEAN (AVERAGE)	MINIMUM	MAXIMUM	INTER-QUANTILE RANGE (MIDDLE 50%)
8.6	Riot, Rout and Affray.							
	Qaol	1	-	-	6 m	-	-	-
	Bond	2	-	2 y	2 y	2 y	2 y	-
	Fine	9	\$500	\$500	\$544	\$400	\$1,000	\$500
		<hr/> 12 <hr/>						
8.7(a)	Escape Legal Custody.							
	Qaol	21	2 m	1m, 2m	4 m	1 m	1 y	1½m-5m
	Bond	1	-	-	2 y	-	-	-
	Convicted but No Sentence Passed	1	-	-	-	-	-	-
		<hr/> 23 <hr/>						

y = Years
m = Months

Date Prepared : 14 January, 1982
Prepared By : W. L. LEONG, Research Section.

CODE	OFFENCE	NO. OF PERSONS	MEDIAN (MIDPOINT)	MODE (MOST COMMON)	MEAN (AVERAGE)	MINIMUM	MAXIMUM	INTER-QUARTILE RANGE (MIDDLE 50%)
8.7(c)	<u>Rescue Prisoner in Custody</u>	1	-	-	2y	-	-	-
	Bond	1	-	-	\$500	-	-	-
		<hr/> 2 <hr/>						
8.8(a)	<u>False/Unlawful Imprisonment</u>	3	1y.6m	-	1y.10m	1y	3y	-
	Probation	3	2y	2y	2y.4m	2y	3y	-
		<hr/> 6 <hr/>						
8.8(b)	<u>Misprison of Felony</u>	1	-	-	1y	-	-	-
	Gaol	1						
		<hr/> 1 <hr/>						

y = Years
m = Months

Date Prepared : 14 January, 1982
Prepared By : W.L. LEONG, Research Section.

CODE	OFFENCE	NO. OF PERSONS	MEDIAN (MIDPOINT)	MODE (MOST COMMON)	MEAN (AVERAGE)	MINIMUM	MAXIMUM	INTER-QUARTILE RANGE (MIDDLE 50%)
8.8(c)	<u>Accessory Before/After Fact Probation</u>	1 ----- 1	-	-	3y	-	-	-
8.8(d)	<u>False Report to Police Bond</u>	1 ----- 1	-	-	3y	-	-	-
8.8(e)	<u>Attempt to Pervert Course of Justice Gaol</u>	1 ----- 1	-	-	3m	-	-	-

y = Years
m = Months

Date Prepared : 14 January . 1982
Prepared By : W.L. LEONG, Research Section.

STATISTICAL MEASURES OF PENALTIES (VIC.) 1981

CODE	OFFENCE	NO. OF PERSONS	MEDIAN (MIDPOINT)	MODE (MOST COMMON)	MEAN (AVERAGE)	MINIMUM	MAXIMUM	INTER-QUARTILE RANGE (MIDDLE 50%)
8.8(f)	<u>Send Letters Threatening to Murder</u> Bond	2 <hr/> 2	-	-	2y.6m	2y	3y	-
8.8(h)	<u>Aid and Abet</u> Gaol	1 <hr/> 1	-	-	3y	-	-	-
8.8(j)	<u>Unlawful Assembly</u> Probation Fine	1 1 <hr/> 2	- -	- -	2y \$250	- -	- -	- -

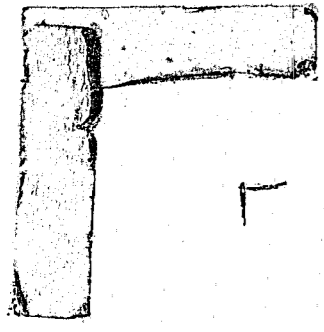
y = Years
m = Months

Date Prepared : 14 January, 1982
Prepared By : W.L. LEONG, Research Section.

CODE	OFFENCE	NO. OF PERSONS	MEDIAN (MIDPOINT)	MODE (MOST COMMON)	MEAN (AVERAGE)	MINIMUM	MAXIMUM	INTER-QUARTILE RANGE (MIDDLE 50%)
8.8(k)	<u>Obstruct Railway Engine</u> Probation	1 ----- 1	-	-	3y	-	-	-
8.8(1)	<u>Possession of Illegal Weapon</u> Fine	1 ----- 1	-	-	\$300	-	-	-

y = Years
m = Months

Date Prepared : 14 January, 1982
Prepared By : W.L. LEONG, Research Section.



END