


CR sent  
6-11-82



# CRIME IN CONNECTICUT

## UCR

### ANNUAL REPORT 1980

UNIFORM CRIME REPORTS  
STATE POLICE CRIMES ANALYSIS UNIT

81959



STATE OF CONNECTICUT

DEPARTMENT OF PUBLIC SAFETY  
DIVISION OF STATE POLICE

NCJRS

July 21, 1981 NOV 9 1981

ACQUISITIONS

"CRIME IN CONNECTICUT - 1980", is the third annual report published by the Uniform Crime Reporting Program. This publication represents an unprecedented effort by one hundred percent of all law enforcement agencies to identify and document reportable crime information by location and scope of activity. It contains the only available comprehensive statewide data on crime in Connecticut.

Statistical summaries and descriptions generated by the UCR program assist law enforcement agencies in their efforts to set priorities and deploy their manpower more effectively. This information is used also by local and state administrators and other professionals who have an interest in the crime problem. At the same time, it is an important reference source for the general public as an indicator of the crime problem in our state.

This report is dedicated to the public officials and law enforcement officers who have shown their continued support and cooperation by participating in the Connecticut Uniform Crime Reporting Program.

Col. Lester J. Forst  
Deputy Commissioner  
Department of Public Safety

294 Colony Street, Meriden, CT 06450  
An Equal Opportunity Employer

U.S. Department of Justice 81959  
National Institute of Justice

This document has been reproduced exactly as received from the person or organization originating it. Points of view or opinions stated in this document are those of the authors and do not necessarily represent the official position or policies of the National Institute of Justice.

Permission to reproduce this copyrighted material has been granted by  
Sarah Arminio  
Dept. of Public Safety/Connecticut


to the National Criminal Justice Reference Service (NCJRS).

Further reproduction outside of the NCJRS system requires permission of the copyright owner.

PREPARED AND DISTRIBUTED BY:  
STATE OF CONNECTICUT, DEPARTMENT OF PUBLIC SAFETY  
DIVISION OF STATE POLICE  
UNIFORM CRIME REPORTING PROGRAM  
294 COLONY STREET, MERIDEN, CONNECTICUT 06450

# CRIME IN CONNECTICUT

JANUARY — DECEMBER, 1980



*Honorable William A. O'Neill*  
GOVERNOR  
STATE OF CONNECTICUT

*Donald J. Long*  
COMMISSIONER  
DEPARTMENT OF PUBLIC SAFETY

*Colonel Lester J. Forst*  
COMMANDING OFFICER  
CONNECTICUT STATE POLICE

*William H. Carbone*  
EXECUTIVE DIRECTOR  
CONNECTICUT JUSTICE COMMISSION

*Chief John P. Hussey*  
WILLIMANTIC POLICE DEPARTMENT  
PRESIDENT  
CONNECTICUT CHIEFS OF POLICE ASSOCIATION

---

## CONNECTICUT STATE POLICE

### CRIMES ANALYSIS UNIT

*Sgt. Thomas O'Connor, COMMANDING OFFICER*

### UNIFORM CRIME REPORTING PROGRAM

*Sarah A. Annino, PROGRAM MANAGER*  
*Patricia Potter, RESEARCH ANALYST*  
*Gary Lopez, UCR FIELD AGENT*  
*Patricia Fleming, CLERK/TYPIST*

### FIELD AGENT SUPPORT STAFF

*MaryJane D'Aloia*  
*Steven Ward*

# FACTS AT A GLANCE

DURING THE YEAR 1980, THE CRIME CLOCK AVERAGE IN CONNECTICUT SHOWED THE FOLLOWING:

- \* ONE MURDER EVERY 2½ DAYS
- \* ONE RAPE EVERY 13½ HOURS
- \* ONE ROBBERY EVERY 1 HOUR 19 MINUTES
- \* ONE AGGRAVATED ASSAULT EVERY 1 HOUR 42 MINUTES
- \* ONE BURGLARY EVERY 10 MINUTES 7 SECONDS
- \* ONE LARCENY EVERY 5 MINUTES 34 SECONDS
- \* ONE MOTOR VEHICLE THEFT EVERY 35 MINUTES 25 SECONDS
- \* ONE VIOLENT CRIME EVERY 41 MINUTES 57 SECONDS
- \* ONE PROPERTY CRIME EVERY 3 MINUTES 9 SECONDS
- \* ONE INDEX CRIME EVERY 2 MINUTES 55 SECONDS

INDEX OFFENSES: THERE WERE 179,618 OFFENSES REPORTED DURING THE YEAR 1980 - AN INCREASE OF 12.1%.

VIOLENT CRIME: IN TOTAL, VIOLENT CRIMES INCREASED BY 15.4%. MURDER, ROBBERY, AND AGGRAVATED ASSAULT INCREASED BY A TOTAL OF 1,671 OFFENSES; RAPE DECREASED BY THREE OFFENSES.

PROPERTY CRIME: PROPERTY CRIMES INCREASED BY 17,731 OFFENSES, REPRESENTING AN 11.9% INCREASE OVER 1979. BURGLARY, LARCENY, AND MOTOR VEHICLE THEFT CONTINUED TO SHOW INCREASES OF 21.9%, 8.3%, AND 5.8% RESPECTIVELY.

STOLEN PROPERTY: THE AMOUNT OF STOLEN PROPERTY INCREASED BY \$23,164,483 OR 34% OVER 1979. THE RECOVERY RATE OF STOLEN PROPERTY FOR 1980 WAS 27.8% COMPARED TO 34.2% IN 1979.

CLEARANCE RATE: IN 1980, THE CLEARANCE RATE FOR INDEX CRIME INCREASED TO 19.2% COMPARED TO 18.5% IN 1979.

ARREST DATA: THE TOTAL NUMBER OF PERSONS ARRESTED IN THE STATE FOR 1980 WAS 117,532; AN INCREASE OF 10.4% OVER 1979.

# TABLE OF CONTENTS

	Page
I. Connecticut Uniform Crime Reporting System, 1980	
A. Purpose . . . . .	1
B. National Program . . . . .	1
C. State Program . . . . .	1
D. Program Operation . . . . .	1
E. New Developments . . . . .	2
F. Classification and Counting of Offenses . . . . .	2
G. Clearances . . . . .	3
H. Crime Factors . . . . .	3
II. Statewide Summary of Crime Index Offenses	
A. Index Crime Reported by Month . . . . .	6
B. State Totals of Offenses Known to the Police . . . . .	7
C. Murder . . . . .	8
D. Rape . . . . .	11
E. Robbery . . . . .	12
F. Aggravated Assault . . . . .	14
G. Burglary . . . . .	16
H. Larceny . . . . .	18
I. Motor Vehicle Theft . . . . .	20
J. Arson . . . . .	22
III. Value of Property Stolen and Recovered . . . . .	23
IV. Statewide Summary of Arrest Data . . . . .	26
V. Offense Data by Contributor . . . . .	30
VI. Arrest Data by Contributor . . . . .	127
VII. Law Enforcement Officers Killed or Assaulted . . . . .	224
VIII. Law Enforcement Employee Data . . . . .	227

## THE UNIFORM CRIME REPORTING SYSTEM

### PURPOSE

THE UNIFORM CRIME REPORTING (UCR) PROGRAM PROVIDES PERIODIC ASSESSMENTS OF CRIME IN THE UNITED STATES AS MEASURED BY OFFENSES COMING TO THE ATTENTION OF LAW ENFORCEMENT AGENCIES. THE PROGRAM'S OBJECTIVE IS TO PRODUCE A RELIABLE SET OF CRIMINAL STATISTICS FOR USE IN LAW ENFORCEMENT ADMINISTRATION, OPERATION, AND MANAGEMENT. DATA EMANATING FROM THE PROGRAM ARE ALSO WIDELY UTILIZED BY CRIMINAL JUSTICE PROFESSIONALS, LEGISLATORS, AND SCHOLARS INTERESTED IN THE CRIME PROBLEM.

### NATIONAL PROGRAM

UNIFORM CRIME REPORTING ORIGINATED IN 1929 WHEN THE INTERNATIONAL ASSOCIATION OF CHIEFS OF POLICE (I.A.C.P.) FORMULATED THE STANDARDS FOR THE COLLECTION OF CRIME DATA. ON JUNE 11, 1930, CONGRESS APPROVED LEGISLATION WHICH AUTHORIZED THE FEDERAL BUREAU OF INVESTIGATION TO COLLECT AND COMPILE NATIONWIDE CRIME COUNTS. SINCE THAT TIME, THE FBI HAS ACTED AS A CLEARINGHOUSE FOR CRIME INFORMATION. THE COMMITTEE ON UNIFORM CRIME RECORDS OF THE I.A.C.P. CONTINUES AS AN ADVISOR TO THE FBI IN THE CONDUCT OF THE UCR PROGRAM.

### STATE PROGRAM

THE CONNECTICUT UNIFORM CRIME REPORTING PROGRAM BEGAN IN JULY, 1977, WITH THE RECRUITMENT AND TRAINING OF THE LAW ENFORCEMENT AGENCIES IN THE STATE. OFFICIAL DATA COLLECTION BEGAN IN AUGUST, 1977, WITH APPROXIMATELY 70 AGENCIES PARTICIPATING. DURING THE FIRST NINE MONTHS, AGENCY PARTICIPATION INCREASED TO 95%. AT PRESENT, 96 AGENCIES REPRESENTING 100% OF CONNECTICUT'S LAW ENFORCEMENT COMMUNITY ARE PARTICIPATING IN THE STATE PROGRAM.

THE STATE PROGRAM HAS PROVIDED FOR BETTER CONTROL, AND A UNIFORMLY HIGHER QUALITY OF CRIME AND ARREST REPORTING. THE FBI, RECEIVING RETURNS FROM OVER 15,000 LAW ENFORCEMENT AGENCIES, IS SOMETIMES HARD PRESSED TO INSURE BOTH THE ACCURACY AND THE REASONABLENESS OF ALL SUBMITTED DATA, DUE TO THE SHEER VOLUME OF DATA TO BE PROCESSED. RESOLUTION OF QUESTIONS BY BOTH VERIFIERS AND SUBMITTING AGENCIES IS BY NATURE TIME-CONSUMING. IT IS, THEREFORE, ENTIRELY LOGICAL FOR A CENTRALIZED STATE AGENCY TO RECEIVE AND VERIFY UCR RETURNS AND THEN FORWARD THE DATA TO THE FBI.

### PROGRAM OPERATION

ON OCTOBER 1, 1979, PUBLIC ACT 79-406, AN ACT ESTABLISHING A MANDATORY UNIFORM CRIME REPORTING SYSTEM BECAME LAW IN CONNECTICUT. THE DEPARTMENT OF PUBLIC SAFETY WAS GIVEN THE RESPONSIBILITY FOR THE CENTRALIZED COLLECTION, ANALYSIS, AND DISSEMINATION OF THIS DATA.

THE CONNECTICUT UNIFORM CRIME REPORTING PROGRAM IS OPERATING AS A MANUAL SYSTEM AT PRESENT. ALL DATA IS COLLECTED AND SUBMITTED BY LAW ENFORCEMENT AGENCIES TO THE UNIFORM CRIME REPORTING PROGRAM WITHIN THE DEPARTMENT OF PUBLIC SAFETY, DIVISION OF STATE POLICE.

THE PROGRAM FORWARDS A VERIFIED COPY OF ALL DATA TO THE FBI FOR USE IN THE NATIONAL UCR PROGRAM. THE DATA RETAINED BY THE

STATE IS USED IN COMPILING CRIME REPORTS SUCH AS QUARTERLY REPORTS AND THIS ANNUAL REPORT.

VARIOUS CROSS-CHECKS HAVE BEEN BUILT INTO THE SYSTEM TO INSURE THE MOST ACCURATE REPORT POSSIBLE. THUS, ERRORS ARE KEPT TO A MINIMUM AND RELIABILITY AND VALIDITY INCREASED. INHERENT PROBLEMS ARE ENCOUNTERED IN ALL STATISTICAL PROGRAMS AND THE UCR PROGRAM IS ALSO AFFECTED BY INCORRECT REPORTS, INCOMPLETE RECORDS, MISINTERPRETED DATA AND SIMPLE HUMAN ERROR. THE CROSS-CHECKS BUILT INTO THE SYSTEM ELIMINATE THE MAJORITY OF THESE ERRORS AND WHENEVER ANY HIDDEN ERRORS ARE ENCOUNTERED, THEY ARE CORRECTED OR ELIMINATED FROM THE COLLECTIVE REPORT. THOSE THAT REMAIN ARE INSIGNIFICANT, IF THE REPORT IS USED AS AN INDICATOR FOR WHICH PURPOSE IT WAS DESIGNED.

#### NEW DEVELOPMENTS

IN ACCORDANCE WITH STANDARD CLASSIFICATIONS ESTABLISHED BY THE OFFICE OF MANAGEMENT AND BUDGET FOR ALL FEDERAL ADMINISTRATIVE REPORTING AND STATISTICAL ACTIVITIES, THE UCR PROGRAM MODIFIED ITS DATA COLLECTION CONCERNING THE AGE, SEX, AND RACE FOR PERSONS ARRESTED. RACE CATEGORIES WERE CONDENSED TO INCLUDE WHITE, BLACK, AMERICAN INDIAN, OR ALASKAN NATIVE AND ASIAN OR PACIFIC ISLANDER. IN ADDITION, A COLLECTION OF ETHNIC ORIGIN, I.E., HISPANIC OR NON-HISPANIC WAS ADOPTED. NEW AGE BREAKDOWNS FOR JUVENILES WERE ALSO ADOPTED AS OF JANUARY 1, 1980. THE NEW ETHNIC ORIGIN AND AGE BREAKDOWNS WILL BE INCORPORATED IN THE 1981 ANNUAL PUBLICATION, WHEN A COMPLETE YEAR OF DATA HAS BEEN COLLECTED.

THE STATE PROGRAM HAS RECENTLY PURCHASED A DESKTOP COMPUTER WITH GRAPHICS CAPABILITIES. WITH THIS ACQUISITION, THE STATE PROGRAM CAN BEGIN TO AUTOMATE ITS PRESENT SYSTEM AND MORE EFFICIENTLY GENERATE CRIME DATA.

#### CLASSIFICATION AND COUNTING OF OFFENSES

THE UCR PROGRAM DIVIDES OFFENSES INTO TWO MAJOR CLASSIFICATIONS WHICH ARE DESIGNATED PART 1 AND PART 2 OFFENSES. THIS DISTINCTION IS IMPORTANT BECAUSE DIFFERENT INFORMATION IS COLLECTED FOR EACH. PART 1 OFFENSES INCLUDE: MURDER AND NON-NEGLIGENT MANSLAUGHTER, NEGLIGENT MANSLAUGHTER, FORCIBLE RAPE, ROBBERY, AGGRAVATED ASSAULT, BURGLARY, LARCENY, MOTOR VEHICLE THEFT, AND ARSON. PART 1 CRIMES CAN BE FURTHER BROKEN DOWN TO VIOLENT CRIMES WHICH WOULD INCLUDE MURDER AND NON-NEGLIGENT MANSLAUGHTER, FORCIBLE RAPE, ROBBERY, AND AGGRAVATED ASSAULT. NON-VIOLENT CRIMES WOULD INCLUDE BURGLARY, LARCENY-THEFT, MOTOR VEHICLE THEFT, AND ARSON. ALL OTHER CRIMINAL OFFENSES COLLECTED ARE CLASSIFIED AS PART 2 CRIMES.

PART 1 OFFENSES EXCLUDING NEGLIGENT MANSLAUGHTER AND, TEMPORARILY, ARSON ARE USED TO CALCULATE THE CRIME INDEX. ALL OFFENSES ARE CLASSIFIED ON THE BASIS OF LAW ENFORCEMENT OFFICER INVESTIGATION IN ACCORDANCE WITH UCR DEFINITIONS. OFFENSE CLASSIFICATIONS ARE NOT BASED ON THE FINDINGS OF A COURT, CORONER, JURY, OR THE DECISION OF A PROSECUTOR.

THE NUMBER OF OFFENSES IS COUNTED ONLY FOR PART 1 CRIMES AND SIMPLE ASSAULT. FOR PART 2 OFFENSES, ONLY ARRESTS ARE COUNTED.

THE METHOD OF COUNTING VARIES WITH THE TYPE OF CRIME COMMITTED, AND IT IS IMPORTANT TO REMEMBER THAT THE NUMBER OF OFFENDERS DOES NOT DETERMINE THE NUMBER OF OFFENSES.

FOR MURDER AND NON-NEGLIGENT MANSLAUGHTER, RAPE, AGGRAVATED ASSAULT, AND SIMPLE ASSAULT, ONE OFFENSE IS COUNTED FOR EACH VICTIM, REGARDLESS OF THE NUMBER OF OFFENDERS INVOLVED.

FOR BURGLARY, ONE OFFENSE IS COUNTED FOR EACH STRUCTURE WHICH IS ILLEGALLY ENTERED. HOWEVER, WHEN THE STRUCTURE IS AN APARTMENT, HOUSE, BUSINESS OR OFFICE BUILDING IN WHICH UNITS ARE LEASED FOR A PERIOD OF TIME, ONE OFFENSE IS COUNTED FOR EACH UNIT BURGLARIZED.

FOR MOTOR VEHICLE THEFT, ONE OFFENSE IS COUNTED FOR EACH VEHICLE STOLEN.

FOR MULTIPLE OFFENSES THAT OCCUR IN ONE CRIME INCIDENT, ONLY THE MOST SERIOUS OFFENSE IS COUNTED.

#### CLEARANCES

AN OFFENSE IS CONSIDERED CLEARED WHEN AT LEAST ONE OFFENDER IS ARRESTED FOR A CRIME, EVEN THOUGH SEVERAL MAY HAVE BEEN INVOLVED.

OFFENSES MAY ALSO BE CLEARED BY EXCEPTIONAL MEANS WHEN THE OFFENDER: COMMITS SUICIDE, MAKES A DYING DECLARATION, CONFESSES WHILE IN CUSTODY OR SERVING TIME FOR ANOTHER CRIME, IS A JUVENILE WHO IS HANDLED BY NOTIFYING THE PARENTS AND WHEN THE VICTIM REFUSES TO PROSECUTE.

CLEARANCES ARE COUNTED AS "ADULT" AND "JUVENILE". A "JUVENILE" CLEARANCE IS COUNTED ONLY WHEN JUVENILES ARE EXCLUSIVELY INVOLVED IN THE CLEARANCE OF AN OFFENSE. IF THE ARREST OF BOTH ADULTS AND JUVENILES RESULTS IN A CLEARANCE, IT IS COUNTED AS AN "ADULT" CLEARANCE.

#### CRIME FACTORS

BECAUSE ALL FACTORS THAT HAVE AN IMPACT ON CRIME PROBLEMS ARE NOT MEASURED OR CONSIDERED BY THE UCR PROGRAM, SUPERFICIAL CONCLUSIONS ARE SOMETIMES DRAWN FROM ITS CRIME AND ARREST DATA, PARTICULARLY WHEN ATTEMPTS ARE MADE TO MAKE COMPARISONS BETWEEN JURISDICTIONS. LOCAL ORDINANCES AND CRIMINAL JUSTICE ADMINISTRATIVE POLICIES, RECORD-KEEPING PRACTICES, AND THE DEGREE OF ADHERENCE TO UNIFORM CRIME REPORTING STANDARDS ALL AFFECT THE NUMBER OF CRIMES AND ARRESTS REPORTED. ADDITIONALLY, SOCIO-ECONOMIC CONDITIONS AND THE CHARACTERISTICS AND ATTITUDES OF THE LOCAL POPULATION INFLUENCE THE EXTENT AND NATURE OF CRIMINAL BEHAVIOR IN A COMMUNITY. THE FOLLOWING FACTORS MUST BE TAKEN INTO CONSIDERATION BEFORE AN INTELLIGENT ASSESSMENT OF CRIME DATA CAN BE MADE.

- \* DENSITY AND SIZE OF THE COMMUNITY POPULATION AND ITS SURROUNDING AREA.
- \* VARIATIONS IN THE COMPOSITION OF THE POPULATION, PARTICULARLY ITS AGE, SEX, AND RACE STRUCTURE.
- \* STABILITY OF POPULATION WITH RESPECT TO SUCH FACTORS AS COMMUTERS, SEASONAL RESIDENTS, AND OTHER TRANSIENT TYPES.

- \* ECONOMIC CONDITIONS, INCLUDING UNEMPLOYMENT.
- \* CULTURAL CONDITIONS, SUCH AS EDUCATIONAL, RECREATIONAL, AND RELIGIOUS CHARACTERISTICS.
- \* CLIMATE
- \* EFFECTIVE STRENGTH OF LAW ENFORCEMENT AGENCIES.
- \* ADMINISTRATIVE AND INVESTIGATIVE EFFICIENCY OF THE LOCAL LAW ENFORCEMENT AGENCY.
- \* POLICIES OF OTHER COMPONENTS OF THE CRIMINAL JUSTICE SYSTEM, SUCH AS PROSECUTORIAL, JUDICIAL, CORRECTIONAL, AND PROBATIONAL.
- \* ATTITUDES OF CITIZENS TOWARD CRIME.
- \* CRIME REPORTING PRACTICE OF CITIZENS.

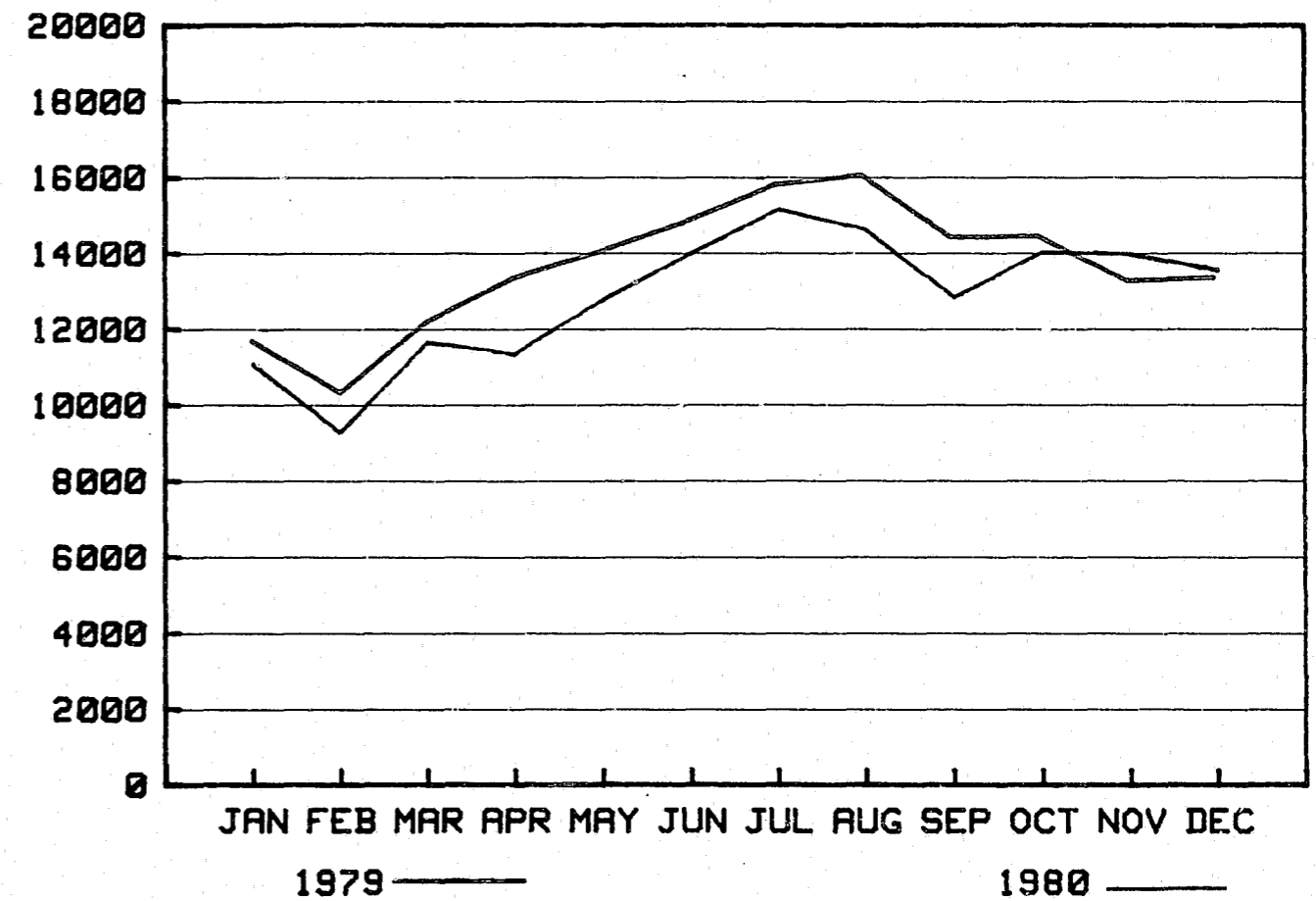
# STATEWIDE SUMMARY OF CRIME INDEX OFFENSES

# INDEX CRIME

THE TABULATIONS PRESENTED IN THE GRAPHS AND CHARTS IN THIS PUBLICATION INDICATE THE VOLUME, FLUCTUATION, AND DISTRIBUTION OF CRIME IN CONNECTICUT ON THE BASIS OF A CRIME INDEX. THE INDEX IS COMPOSED OF THOSE CRIMES CONSIDERED TO REPRESENT THE MOST SERIOUS BY NATURE OR BY THE VOLUME IN WHICH THEY OCCUR.

CRIME CLASSIFICATIONS USED IN THE CRIME INDEX ARE: MURDER, AND NON-NEGLIGENT MANSLAUGHTER, FORCIBLE RAPE, ROBBERY, AGGRAVATED ASSAULT, BURGLARY, LARCENY AND MOTOR VEHICLE THEFT. (THE OFFENSE OF ARSON WILL BE ADDED IN THE FUTURE)

### CRIME INDEX BY MONTH





1980: OFFENSES KNOWN TO THE POLICE, CLEARANCES AND VALUE OF PROPERTY STOLEN

AGENCY: STATE TOTALS POPULATION: 3,095,224  
 \*Due to the submission of incomplete reports, the Offense Totals for Robbery, Burglary, and Larceny will not equal their respective classification breakdowns.

MURDER		
OFFENSES	CLEARANCES	VALUE
144	116	\$15,015

RAPE		
OFFENSES	CLEARANCES	VALUE
648	316	\$6,064

ROBBERY		
OFFENSES	CLEARANCES	VALUE
6,624	1,436	\$2,113,387.94
CLASSIFICATION		
		OFFENSES
HIGHWAY . . . . .		4,469
COMMERCIAL HOUSE . . . . .		653
GAS & SERVICE STATION . . . . .		237
CHAIN STORE . . . . .		271
RESIDENCE . . . . .		470
BANK . . . . .		87
MISCELLANEOUS . . . . .		386
ARMED . . . . .		3,310
STRONG-ARM . . . . .		3,314

AGGRAVATED ASSAULT		
OFFENSES	CLEARANCES	VALUE
5,115	3,167	---
CLASSIFICATION		
		OFFENSES
FIREARM . . . . .		513
KNIFE, CUTTING INSTR. . . . .		1,090
OTHER DANGEROUS WEAPON . . . . .		1,412
HANDS, FISTS, FEET, ETC. . . . .		2,100

BURGLARY		
OFFENSES	CLEARANCES	VALUE
51,985	7,341	\$37,610,721.50
CLASSIFICATION		
		OFFENSES
RESIDENCE NIGHT . . . . .		11,179
RESIDENCE DAY . . . . .		19,031
RESIDENCE UNKNOWN . . . . .		6,441
NON-RESIDENCE NIGHT . . . . .		11,001
NON-RESIDENCE DAY . . . . .		1,120
NON-RESIDENCE UNKNOWN . . . . .		2,514
FORCIBLE ENTRY . . . . .		39,037
UNLAWFUL ENTRY - NO FORCE . . . . .		7,264
ATTEMPTED FORCIBLE ENTRY . . . . .		5,684

LARCENY		
OFFENSES	CLEARANCES	VALUE
94,428	19,929	\$21,595,553.03
CLASSIFICATION		
		OFFENSES
POCKET-PICKING . . . . .		930
PURSE-SNATCHING . . . . .		1,916
SHOPLIFTING . . . . .		11,774
FROM MOTOR VEHICLES . . . . .		16,972
MOTOR VEHICLES PARTS & ACC. . . . .		16,851
BICYCLES . . . . .		9,594
FROM BUILDINGS . . . . .		17,537
COIN-OP MACHINES . . . . .		515
ALL OTHER . . . . .		16,813
\$200 & OVER . . . . .		24,360
\$ 50 TO \$200 . . . . .		31,832
UNDER \$50 . . . . .		36,710

MOTOR VEHICLE THEFT		
OFFENSES	CLEARANCES	VALUE
20,674	2,137	\$29,680,249.32
CLASSIFICATION		
		OFFENSES
AUTO . . . . .		17,544
TRUCKS & BUSES . . . . .		1,089
OTHER VEHICLES . . . . .		2,041

	OFFENSES	CLEARANCES	VALUE STOLEN	VALUE RECOVERED
GRAND TOTALS:	179,618	34,442	\$91,406,888.79	\$25,400,999.65

\*\*Value Stolen includes an additional \$385,898 not reflected in the above Value breakdown due to the incomplete submission of Returns.

# MURDER

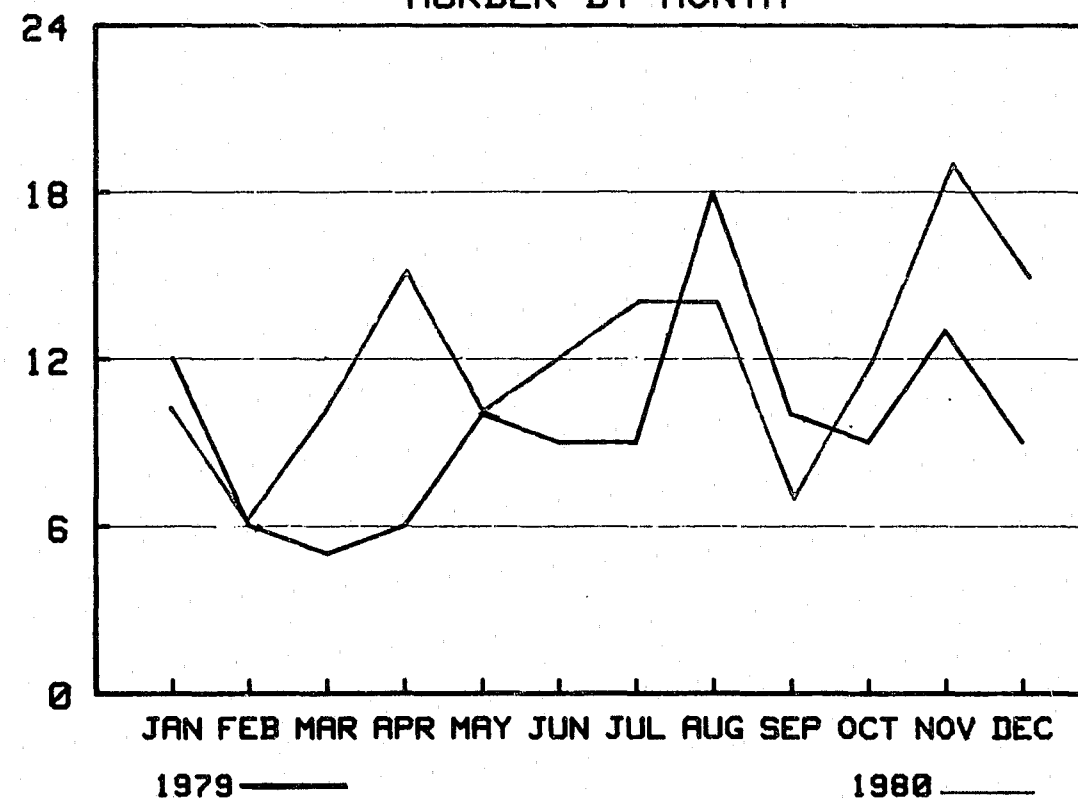
MURDER IS DEFINED IN THE UNIFORM CRIME REPORTING PROGRAM AS THE WILLFUL (NON-NEGLIGENT) KILLING OF ONE HUMAN BEING BY ANOTHER. ANY DEATH DUE TO A FIGHT, ARGUMENT, QUARREL, ASSAULT, OR COMMISSION OF A CRIME IS INCLUDED. ATTEMPTS TO KILL AND ASSAULTS TO KILL ARE COUNTED UNDER AGGRAVATED ASSAULT. SUICIDES, ACCIDENTAL DEATHS, AND JUSTIFIABLE HOMICIDES ARE NOT COUNTED IN THIS CATEGORY.

TRAFFIC DEATHS, CAUSED BY THE NEGLIGENCE OF SOMEONE OTHER THAN THE VICTIM ARE COUNTED UNDER ARRESTS FOR MANSLAUGHTER BY NEGLIGENCE ACCORDING TO AGE, SEX, AND RACE.

TREND

YEAR	NUMBER OF OFFENSES	RATE PER 100,000	% CLEARED
1979	123	3.9	87.0
1980	144	4.7	80.6
PERCENT CHANGE +17.1%			

## MURDER BY MONTH



# MURDER

## AGE, SEX & RACE OF VICTIMS/OFFENDERS

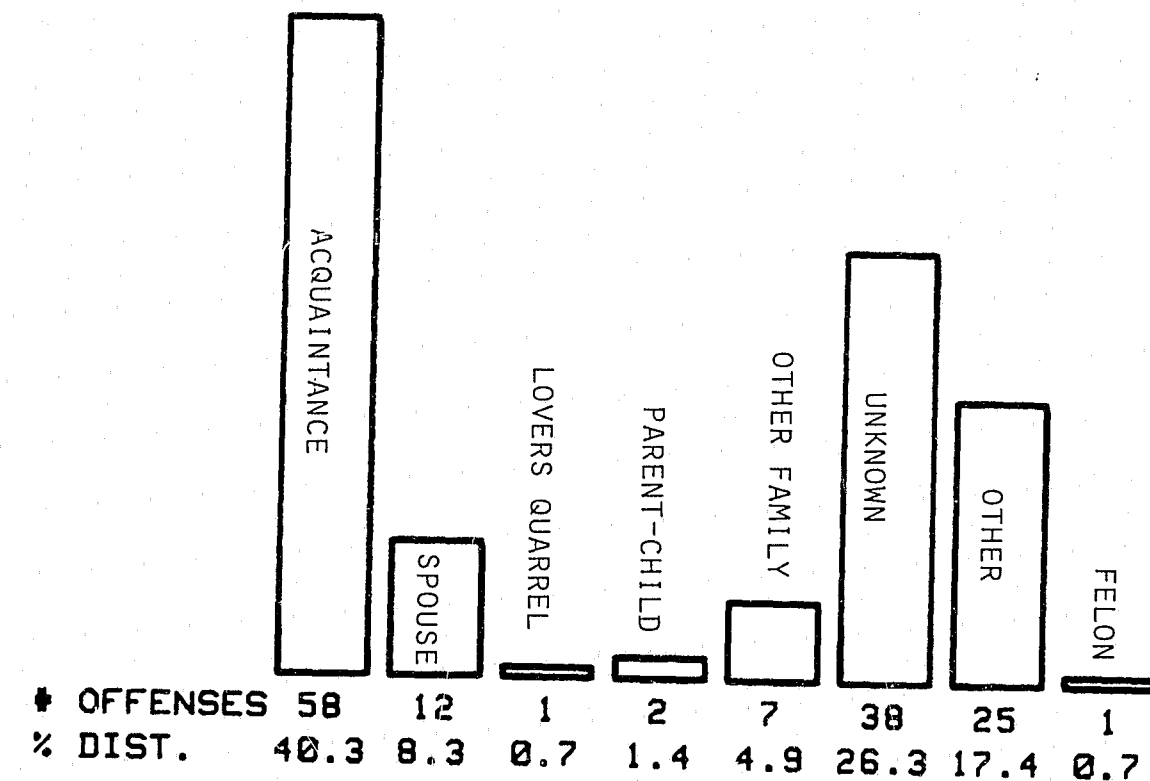
VICTIM			OFFENDER	
AGE	NUMBER	% DIST.	NUMBER	% DIST.
UNDER 1	0	0.0	0	0.0
1-5	3	2.0	0	0.0
6-10	2	1.4	0	0.0
11-14	2	1.4	1	0.7
15-19	13	9.0	22	14.7
20-24	23	16.0	23	15.3
25-29	16	11.1	18	12.0
30-34	18	12.5	11	7.3
35-39	19	13.2	16	10.7
40-44	13	9.0	5	3.3
45-49	8	5.6	3	2.0
50-54	7	4.9	2	1.3
55-59	5	3.5	6	4.0
60-64	3	2.0	2	1.3
65-69	4	2.8	1	0.7
70-74	3	2.0	1	0.7
75 & OVER	3	2.0	1	0.7
UNKNOWN	2	1.4	38	25.3
<b>TOTAL</b>	<b>144</b>	<b>*99.8</b>	<b>150</b>	<b>100.0</b>
MALE	112	77.8	101	67.3
FEMALE	32	22.2	11	7.3
UNKNOWN	0	0.0	38	25.3
<b>TOTAL</b>	<b>144</b>	<b>100.0</b>	<b>150</b>	<b>*99.9</b>
WHITE	82	57.0	57	38.0
BLACK	56	38.9	49	32.7
INDIAN	0	0.0	0	0.0
OTHER	6	4.1	6	4.0
UNKNOWN	0	0.0	38	25.3
<b>TOTAL</b>	<b>144</b>	<b>100.0</b>	<b>150</b>	<b>100.0</b>

# MURDER

## TYPE OF WEAPON USED

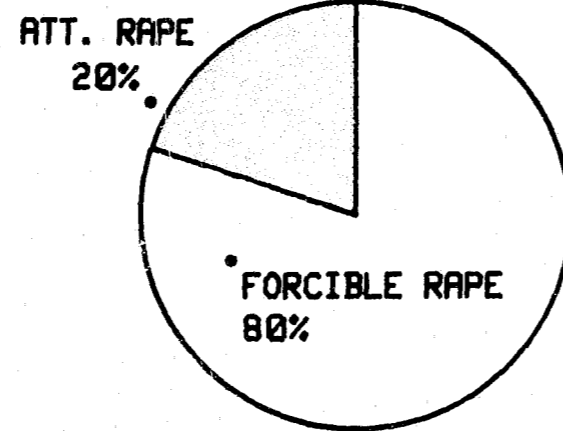
TYPE	NUMBER	% DIST.
HANDGUN	72	50.0
SHOTGUN	8	5.6
RIFLE	5	3.4
OTHER FIREARM	0	0.0
KNIFE	24	16.7
CLUB	4	2.8
HANDS, FISTS & FEET	10	6.9
OTHER	20	13.9
UNKNOWN	1	0.7
<b>TOTAL</b>	<b>144</b>	<b>100.0</b>

## VICTIM/OFFENDER RELATIONSHIP



# RAPE

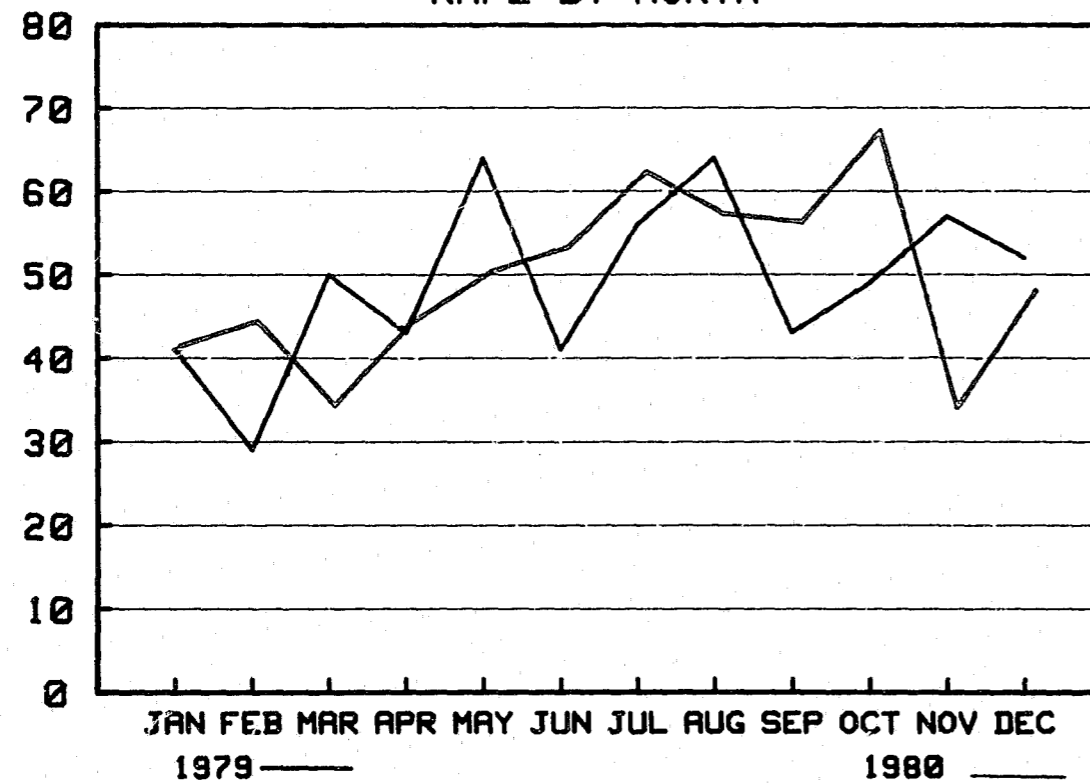
FORCIBLE RAPE IS DEFINED AS THE CARNAL KNOWLEDGE OF A FEMALE FORCIBLY AND AGAINST HER WILL. FOR UCR PURPOSES, THIS OFFENSE IS DIVIDED INTO TWO CATEGORIES: FORCIBLE RAPE AND ATTEMPTED RAPE. STATUTORY RAPE OFFENSES AND OTHER SEX OFFENSES ARE NOT INCLUDED IN THIS CLASSIFICATION.



TREND

YEAR	NUMBER OF OFFENSES	RATE PER 100,000	% CLEARED
1979	651	40.5	47.9
1980	648	40.3	48.8
PERCENT CHANGE -0.4%			

RAPE BY MONTH



# ROBBERY

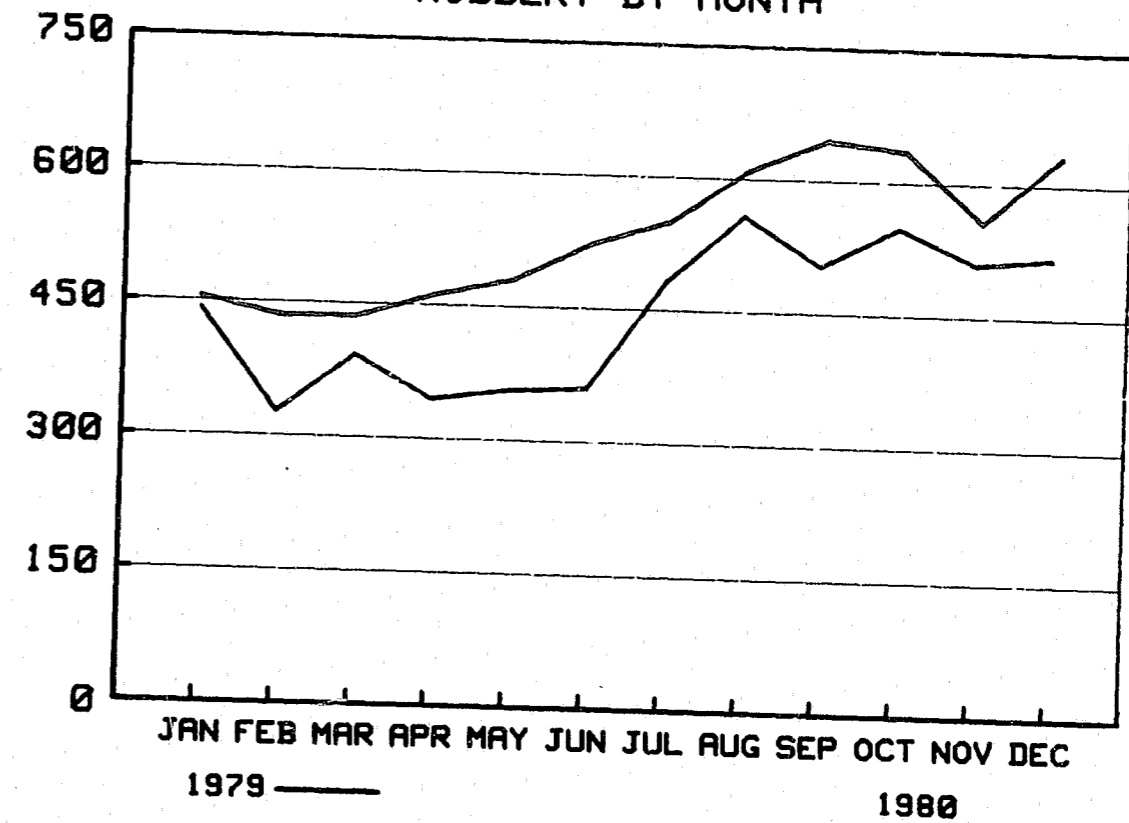
ROBBERY IS DEFINED AS THE FELONIOUS AND FORCIBLE TAKING OF THE PROPERTY OF ANOTHER AGAINST HIS WILL BY VIOLENCE OR BY PUTTING HIM IN FEAR. THE ELEMENT OF PERSONAL CONFRONTATION IS ALWAYS PRESENT IN THIS CRIME. IN THE UCR PROGRAM, ALL ATTEMPTS TO ROB ARE INCLUDED IN THIS CLASSIFICATION.

ROBBERIES ARE REPORTED IN FOUR CATEGORIES: FIREARMS, KNIFE OR CUTTING INSTRUMENTS, STRONG-ARM AND OTHER DANGEROUS WEAPONS.

TREND

YEAR	NUMBER OF OFFENSES	RATE PER 100,000	% CLEARED
1979	5,437	171.2	22.8
1980	6,624	214.0	21.7
PERCENT CHANGE +21.8%			

ROBBERY BY MONTH

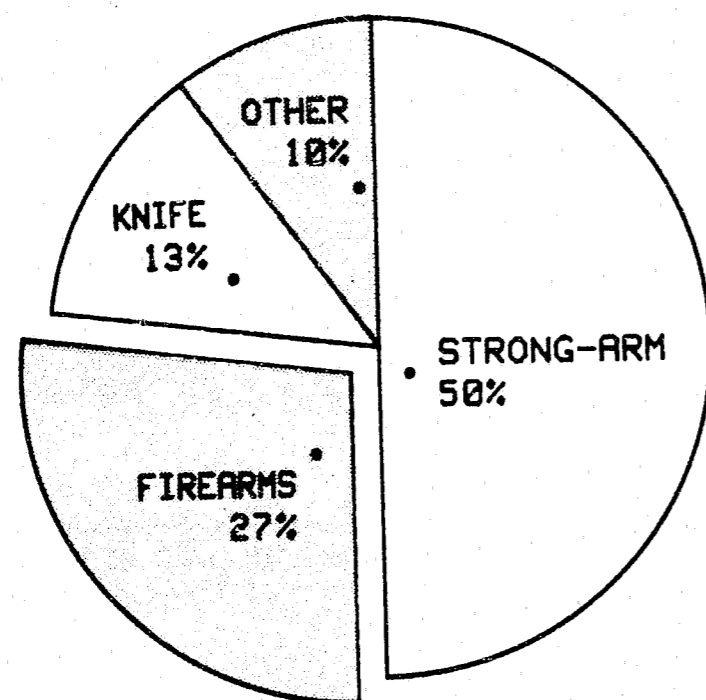


# ROBBERY

CATEGORY	NUMBER OF OFFENSES	% DIST.	TOTAL VALUE STOLEN	AVG. VALUE STOLEN
HIGHWAY.....	4,469	68.0	\$ 495,698.72	\$ 110.92
COMMERCIAL HOUSE.....	653	9.9	238,589.23	365.37
GAS STATION..	237	3.6	83,562.64	352.58
CHAIN STORE..	271	4.1	98,934.39	365.07
RESIDENCE....	470	7.2	344,715.05	733.44
BANK.....	87	1.3	779,310.10	8,957.59
MISCELLANEOUS	386	5.9	72,577.81	188.03
<b>TOTAL</b>	<b>6,573</b>	<b>100.0</b>	<b>\$2,113,387.94</b>	<b>\$ 321.53</b>

\*NOTE: 51 ROBBERY OFFENSES ARE NOT INCLUDED IN THE TOTALS OF THE ABOVE CHART AS THEY WERE SUBMITTED WITH INCOMPLETE INFORMATION.

## WEAPONS DISTRIBUTION



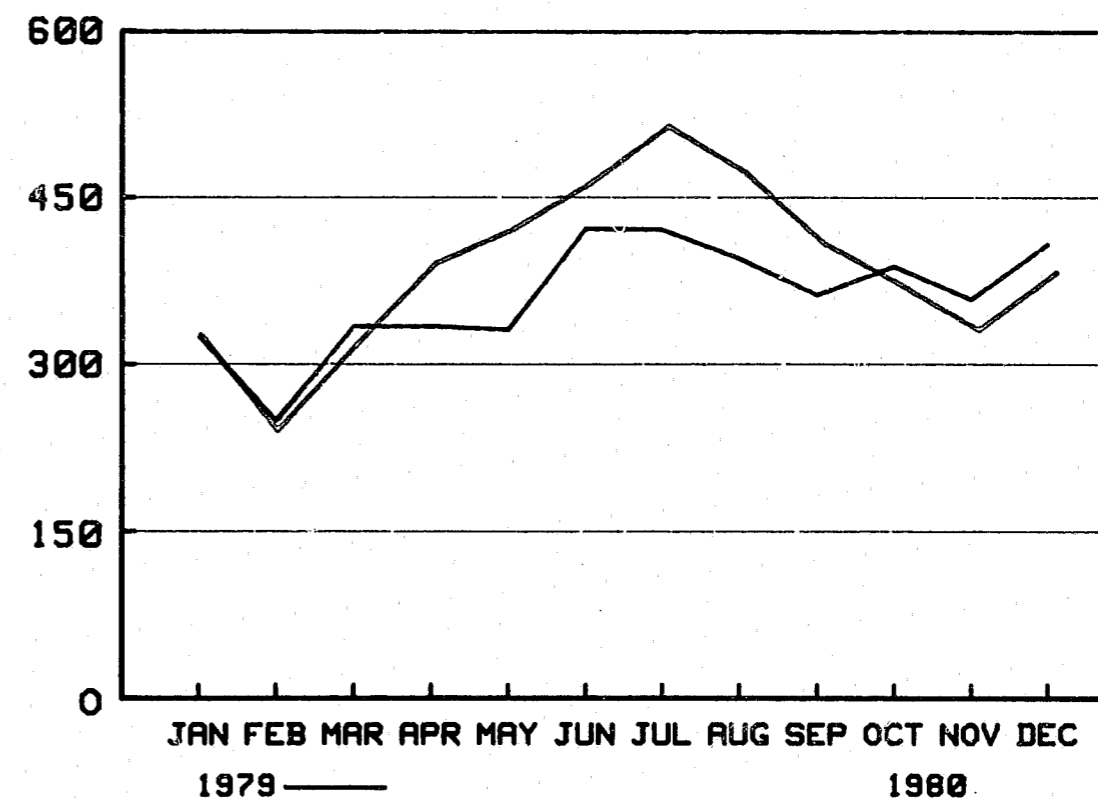
# AGGRAVATED ASSAULT

AGGRAVATED ASSAULT IS DEFINED AS THE UNLAWFUL ATTACK BY ONE PERSON UPON ANOTHER FOR THE PURPOSE OF INFLECTING SEVERE BODILY INJURY, USUALLY ACCOMPANIED BY THE USE OF A WEAPON OR OTHER MEANS TO PRODUCE DEATH OR GREAT BODILY HARM. ATTEMPTS TO COMMIT THIS CRIME ARE INCLUDED UNDER THIS CLASSIFICATION.

## TREND

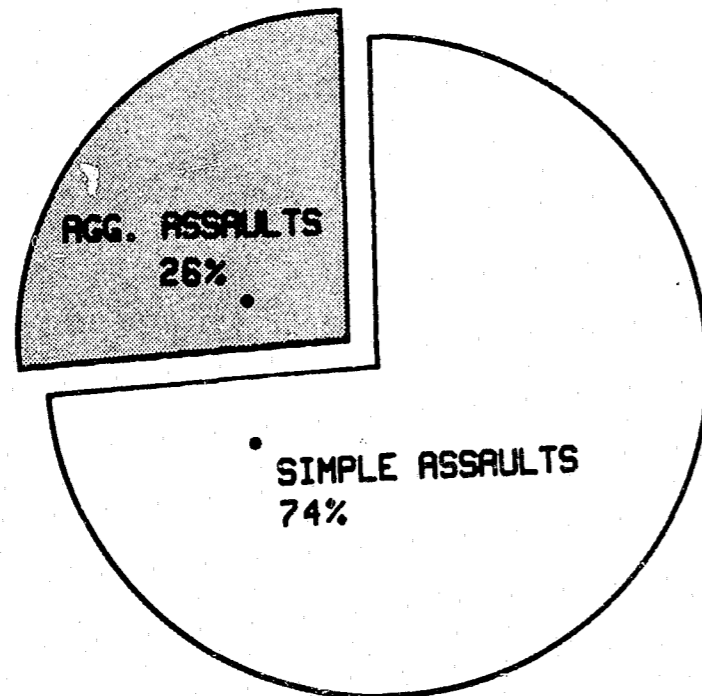
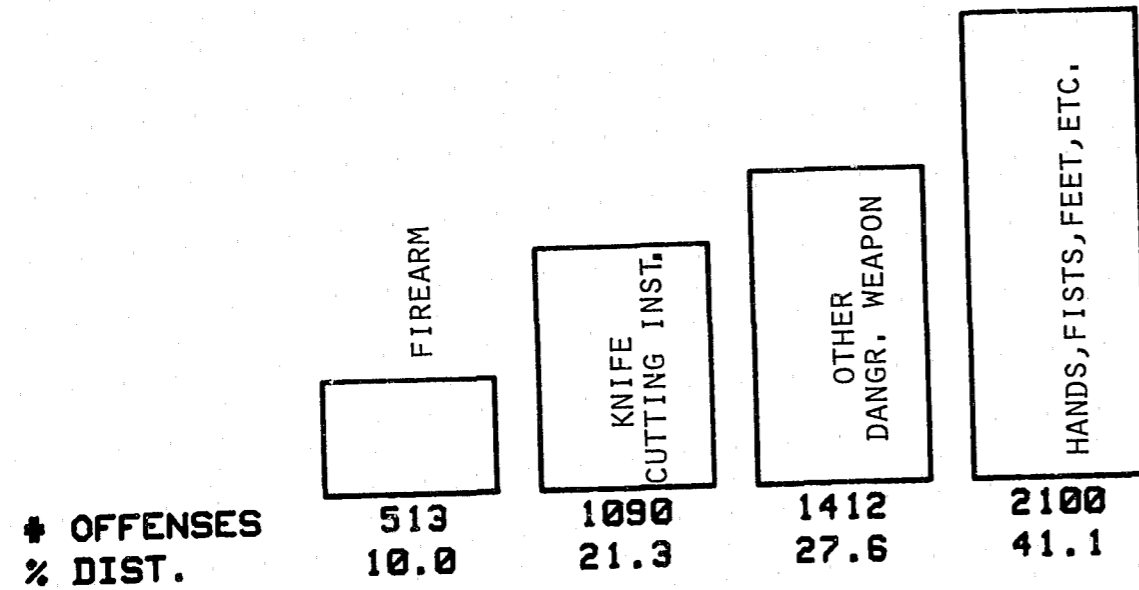
YEAR	NUMBER OF OFFENSES	RATE PER 100,000	% CLEARED
1979	4,652	146.5	65.8
1980	5,115	165.3	61.9
PERCENT CHANGE	+10.0%		

## AGGRAVATED ASSAULT BY MONTH



# AGGRAVATED ASSAULT

WEAPON USED



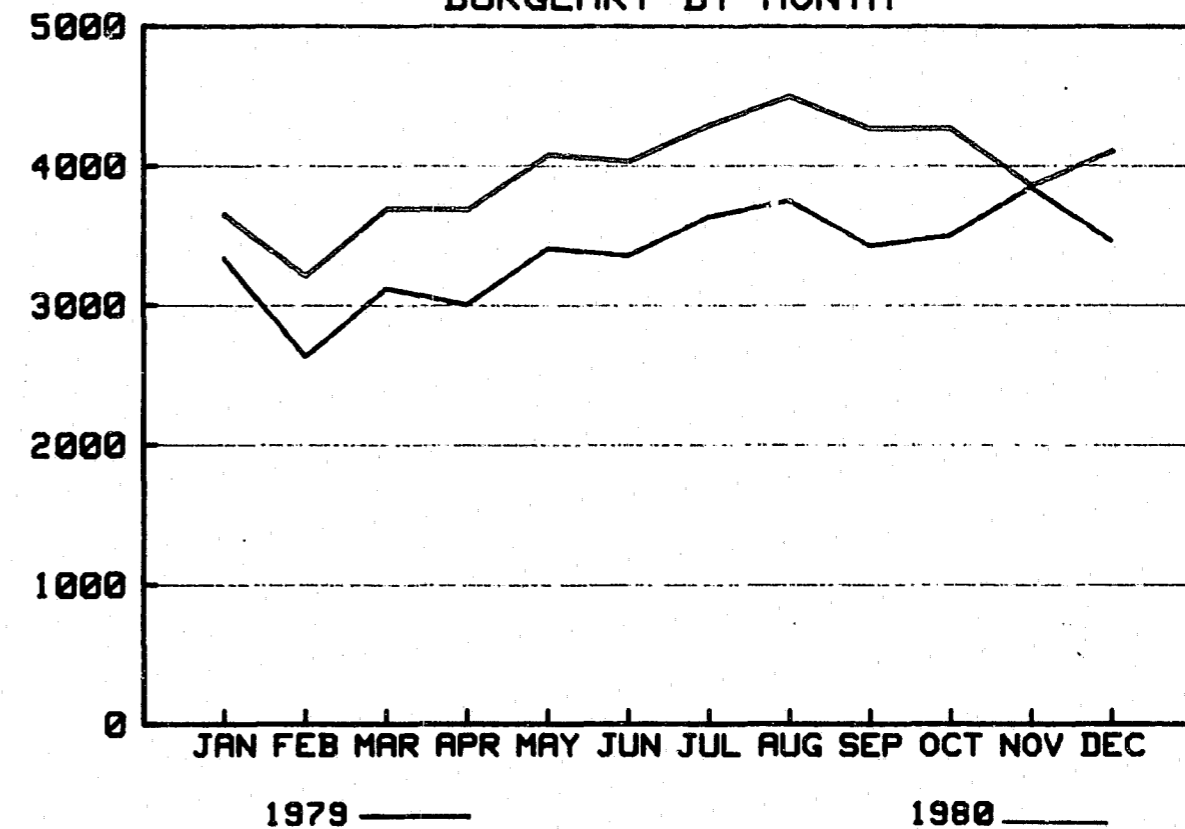
# BURGLARY

BURGLARY IS DEFINED AS THE UNLAWFUL ENTRY OF A STRUCTURE TO COMMIT A FELONY OR THEFT. THE USE OF FORCE TO GAIN ENTRY IS NOT REQUIRED AS AN ELEMENT FOR THIS CRIME. BURGLARY IS REPORTED UNDER THREE CATEGORIES: FORCIBLE ENTRY, UNLAWFUL ENTRY-NO FORCE, AND ATTEMPTED FORCIBLE ENTRY.

TREND

YEAR	NUMBER OF OFFENSES	RATE PER 100,000	% CLEARED
1979	42,663	1343.8	13.7
1980	51,985	1679.5	14.1
PERCENT CHANGE	+21.9%		

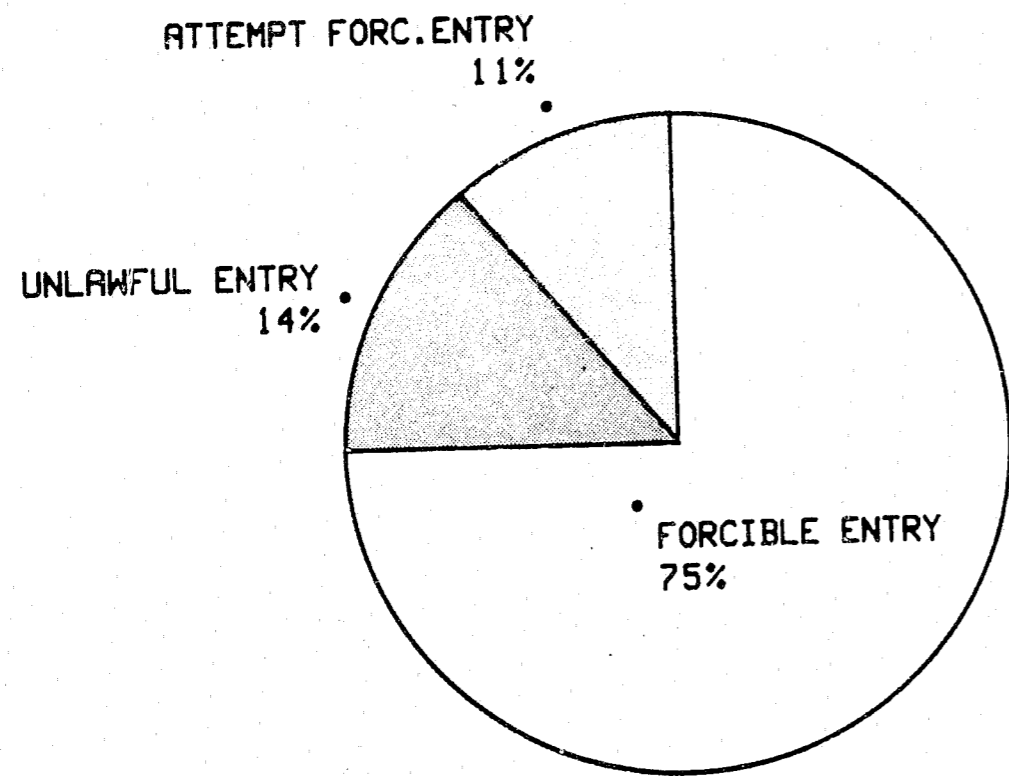
BURGLARY BY MONTH



# BURGLARY

CATEGORY	NUMBER OF OFFENSES	% DIST.	TOTAL VALUE STOLEN	AVG. VALUE STOLEN
<u>RESIDENCE</u>				
NIGHT.....	11,179	21.8	\$7,002,290.03	\$ 626.38
DAY.....	19,031	37.1	15,930,482.68	837.08
UNKNOWN....	6,441	12.5	7,483,202.82	1,161.81
<u>NON-RESIDENCE</u>				
NIGHT.....	11,001	21.5	5,213,696.06	473.93
DAY.....	1,120	2.2	465,560.68	415.68
UNKNOWN....	2,514	4.9	1,515,489.23	602.82
<b>TOTAL</b>	<b>51,286</b>	<b>100.0</b>	<b>\$ 37,610,721.50</b>	<b>\$ 733.35</b>

\*NOTE: 699 BURGLARY OFFENSES ARE NOT INCLUDED IN THE TOTALS OF THE ABOVE CHART AS THEY WERE SUBMITTED WITH INCOMPLETE INFORMATION.



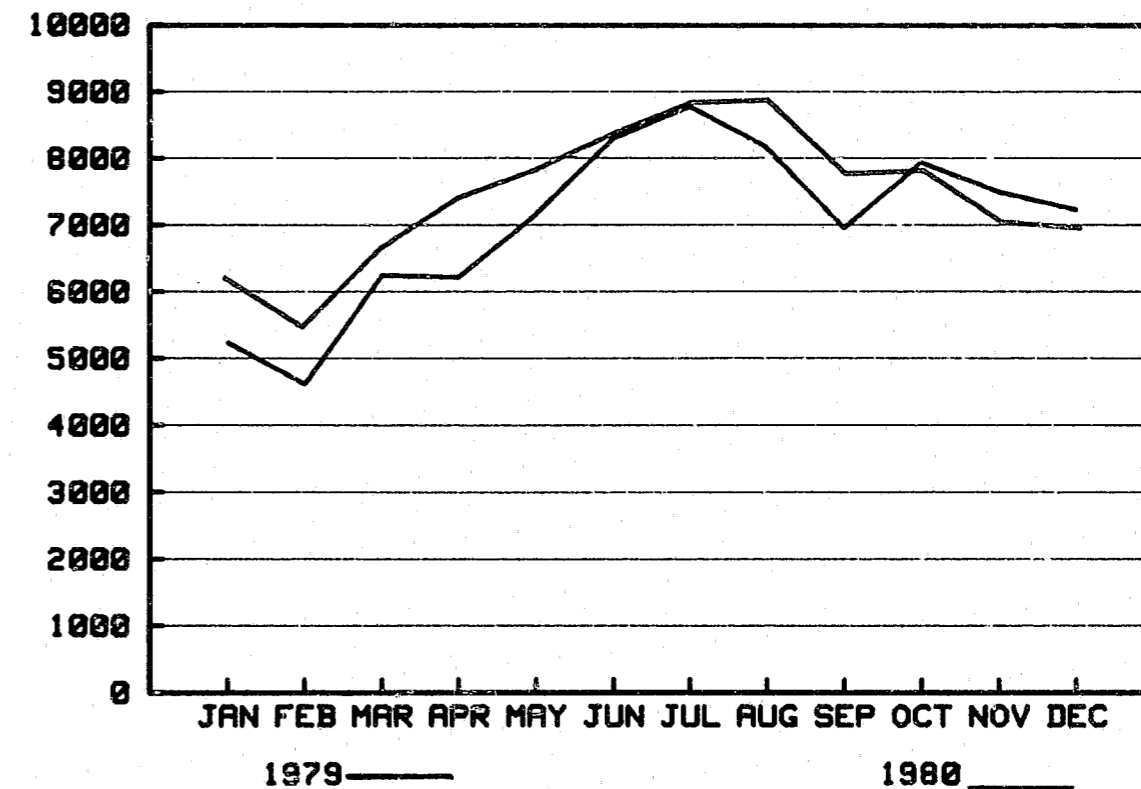
# LARCENY

LARCENY IS DEFINED AS THE TAKING OR STEALING OF PROPERTY FROM THE POSSESSION OR CONSTRUCTIVE POSSESSION OF ANOTHER WITHOUT THE USE OF FORCE OR VIOLENCE. MOTOR VEHICLE THEFT AND FRAUD ARE NOT INCLUDED IN THIS CLASSIFICATION. ATTEMPTS TO COMMIT THIS CRIME ARE INCLUDED.

## TREND

YEAR	NUMBER OF OFFENSES	RATE PER 100,000	% CLEARED
1979	87,159	2745.4	19.7
1980	94,428	3050.7	21.1
PERCENT CHANGE	+8.3%		

## LARCENY BY MONTH



# LARCENY

CLASSIFICATION	NUMBER OF OFFENSES	% DIST.	TOTAL VALUE STOLEN	AVG. VALUE STOLEN
POCKET PICKING.....	930	1.0	\$ 66,333.83	\$ 71.33
PURSE SNATCHING....	1,916	2.1	150,140.56	78.36
SHOPLIFTING.....	11,774	12.7	690,288.38	58.63
FROM MOTOR VEHICLES	16,972	18.3	3,832,110.85	225.79
MOTOR VEHICLE PARTS & ACCESSORIES...	16,851	18.1	2,535,957.79	150.49
BICYCLES.....	9,594	10.3	1,046,446.07	109.07
FROM BUILDINGS.....	17,537	18.9	7,890,250.97	449.92
FROM ANY COIN-OP. MACHINE.....	515	0.5	44,712.04	86.82
ALL OTHER.....	16,813	18.1	5,339,312.54	317.57
<b>TOTAL</b>	<b>92,902</b>	<b>100.0</b>	<b>\$21,595,553.03</b>	<b>\$ 232.46</b>
OVER \$ 200.00.....	24,360	26.2	\$17,944,704.82	\$ 736.65
\$ 50.00-\$ 200.00...	31,832	34.3	3,033,293.74	95.29
UNDER \$ 50.00.....	36,710	39.5	617,554.47	16.82
<b>TOTAL</b>	<b>92,902</b>	<b>100.0</b>	<b>\$21,595,553.03</b>	<b>\$ 232.46</b>

\*NOTE: 1,526 LARCENY OFFENSES ARE NOT INCLUDED IN THE TOTALS OF THE ABOVE CHART AS THEY WERE SUBMITTED WITH INCOMPLETE INFORMATION.

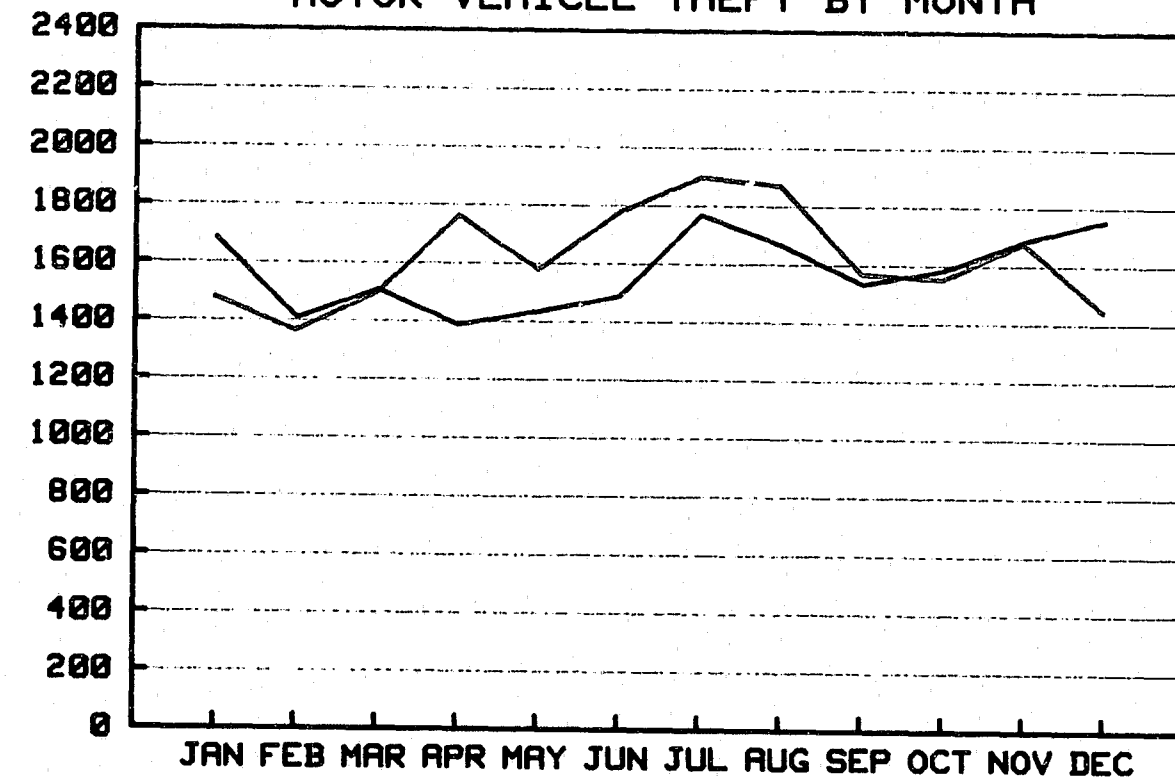
# MOTOR VEHICLE THEFT

MOTOR VEHICLE THEFT IS DEFINED AS THE THEFT OR ATTEMPTED THEFT OF A MOTOR VEHICLE. THIS CLASSIFICATION INCLUDES THEFTS OF SUCH VEHICLES AS AUTOMOBILES, TRUCKS, BUSES, MOTORCYCLES, SNOWMOBILES, ETC.

## TREND

YEAR	NUMBER OF OFFENSES	RATE PER 100,000	% CLEARED
1979	19,534	615.3	10.3
1980	20,674	667.9	10.3
PERCENT CHANGE	+5.8%		

### MOTOR VEHICLE THEFT BY MONTH



# MOTOR VEHICLE THEFT

CLASSIFICATION	NUMBER	% DIST.
AUTOS.....	17,544	84.8
TRUCKS & BUSES....	1,089	5.3
OTHER VEHICLES....	2,041	9.9
<b>TOTAL</b>	<b>20,674</b>	<b>100.0</b>

TOTAL NUMBER OF MOTOR VEHICLES STOLEN

20,674

TOTAL NUMBER OF LOCALLY STOLEN  
MOTOR VEHICLES RECOVERED

13,826

TOTAL VALUE OF LOCALLY STOLEN  
MOTOR VEHICLES

\$ 30,297,160.32

AVERAGE VALUE OF LOCALLY STOLEN  
MOTOR VEHICLES

\$ 1,435.63

TOTAL VALUE OF RECOVERED MOTOR VEHICLES

\$ 19,944,407.63

# ARSON

ARSON IS DEFINED BY THE UNIFORM CRIME REPORT PROGRAM TO INCLUDE ANY WILLFUL OR MALICIOUS BURNING, OR ATTEMPT TO BURN WITH OR WITHOUT INTENT TO DEFRAUD, A DWELLING HOUSE, PUBLIC BUILDING, MOTOR VEHICLE OR AIRCRAFT, PERSONAL PROPERTY OF ANOTHER, ETC. ONLY FIRES DETERMINED THROUGH INVESTIGATION TO HAVE BEEN WILLINGLY OR MALICIOUSLY SET ARE CLASSIFIED AS ARSONS. FIRES OF SUSPICIOUS OR UNKNOWN ORIGIN ARE EXCLUDED.

SINCE ARSON OFFENSES FREQUENTLY OCCUR IN CONJUNCTION WITH OTHER INDEX CRIMES, E.G., BURGLARY; THE HIERARCHY RULE HAS BEEN MODIFIED SPECIFICALLY FOR ARSON. ARSON, REGARDLESS OF ITS OCCURRENCE IN CONJUNCTION WITH ANOTHER CRIME AGAINST PERSON OR PROPERTY IS TO BE REPORTED. FOR EXAMPLE, IF AN ARSON IS COMMITTED THAT RESULTS IN A PERSON BEING BURNED TO DEATH, THE OFFENSE WOULD BE REPORTED AS MURDER AND ARSON.

1980 IS THE FIRST COMPLETE YEAR ARSON DATA HAS BEEN COLLECTED IN THE UCR PROGRAM. INITIAL INDICATIONS SHOW A POSITIVE SPIRIT OF COOPERATION AMONG LAW ENFORCEMENT AGENCIES. EACH OF THE CONTRIBUTORS RESPONDED IN SOME DEGREE OF DATA SUBMISSION; WHILE NOT ALL PARTICIPATING AGENCIES WERE ABLE TO SUBMIT COMPLETE ARSON DATA FOR 1980, MANY PROVIDED PARTIAL INFORMATION.

PROPERTY CLASSIFICATION	NUMBER OF OFFENSES	% DIST.	AVERAGE DAMAGE	PERCENT CLEARED
<u>TOTAL STRUCTURE.....</u>	1,233	57.5	\$ 10,074	16.9
SINGLE OCCUPANCY.....	190	8.9	11,199	16.8
OTHER RESIDENTIAL.....	533	24.8	3,796	16.5
STORAGE.....	122	5.7	8,047	15.6
INDUSTRIAL/MFG.....	43	2.0	16,337	11.6
OTHER COMMERCIAL.....	143	6.7	24,319	14.7
COMMUNITY/PUBLIC.....	133	6.2	21,804	27.1
OTHER STRUCTURE.....	69	3.2	3,024	10.1
<u>TOTAL MOBILE.....</u>	515	24.0	\$ 1,077	3.3
MOTOR VEHICLES.....	492	22.9	795	2.8
OTHER MOBILE.....	23	1.1	7,113	13.0
<u>TOTAL OTHER.....</u>	397	18.5	71	9.6
<b>TOTAL</b>	<b>2,145</b>	<b>100.0</b>	<b>\$ 6,063</b>	<b>12.3</b>



# VALUE

# OF

# PROPERTY

# STOLEN

# AND

# RECOVERED

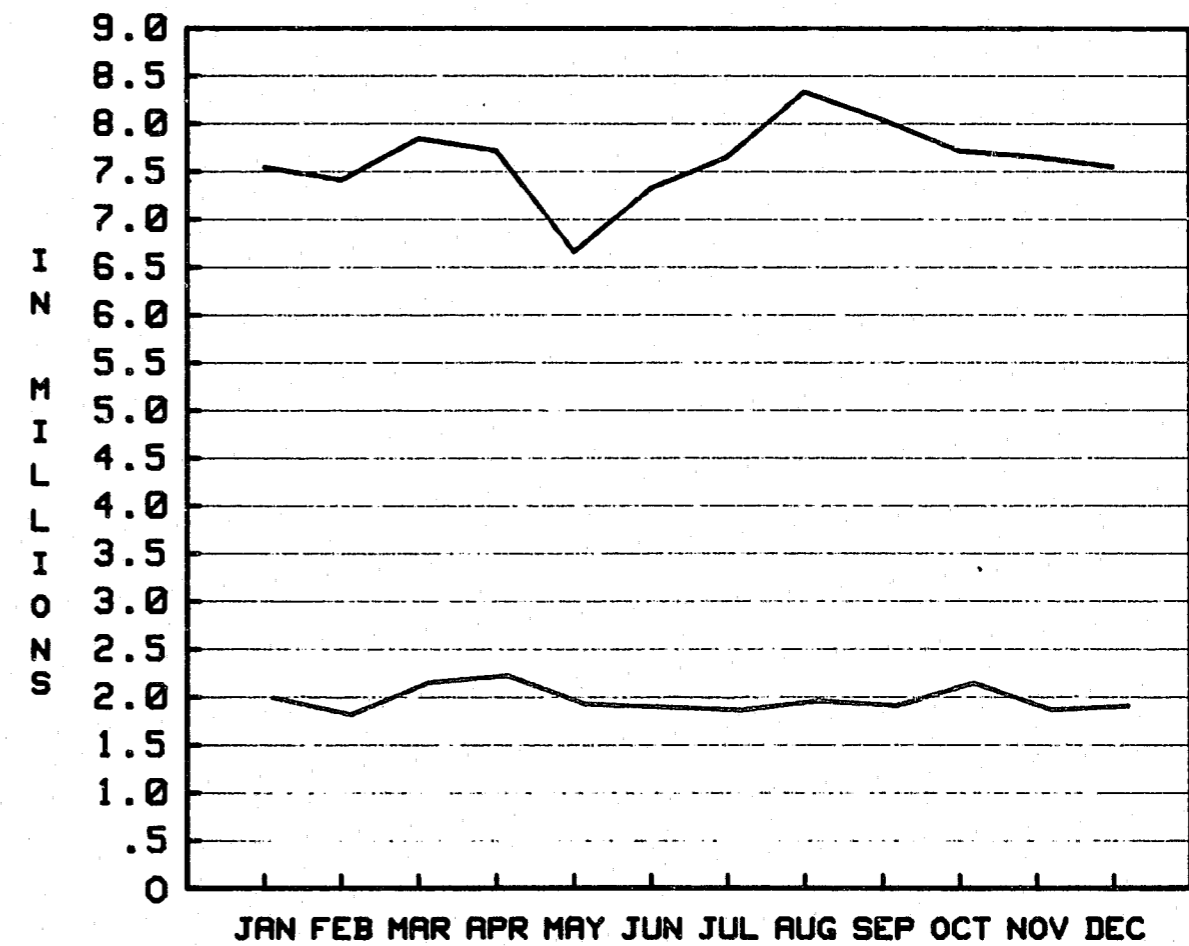
## PROPERTY STOLEN and RECOVERED

FOR FURTHER ANALYSIS OF CRIME, THE UNIFORM CRIME REPORT PROGRAM COLLECTS SUPPLEMENTARY REPORTS RELATING TO PROPERTIES STOLEN AND RECOVERED BY TYPE AND VALUE.

ALTHOUGH CONNECTICUT LAW ENFORCEMENT AGENCIES RECOVERED APPROXIMATELY 28% OF THE PROPERTY STOLEN, THE NET LOSS WAS \$66 MILLION DOLLARS.

THE READER SHOULD TAKE NOTE THAT THESE VALUES RELATE ONLY TO INDEX CRIME. PROPERTY LOST OR DAMAGED AS A RESULT OF CRIMES SUCH AS FRAUD, VANDALISM, ETC., ARE NOT INCLUDED IN THESE TOTALS.

PROPERTY STOLEN AND RECOVERED BY MONTH



STOLEN ———

RECOVERED ———

# PROPERTY STOLEN and RECOVERED

MONTH	STOLEN	RECOVERED	PERCENT RECOVERED
JANUARY .....	\$ 7,540,788.61	\$ 2,130,677.79	28.3
FEBRUARY .....	7,406,629.52	1,953,342.75	26.4
MARCH .....	7,842,518.84	2,290,378.82	29.2
APRIL .....	7,710,788.61	2,366,402.44	30.7
MAY .....	6,655,388.34	2,069,037.80	31.1
JUNE .....	7,322,600.70	2,039,092.68	27.8
JULY .....	7,651,051.90	2,008,399.14	26.2
AUGUST .....	8,333,418.54	2,107,649.32	25.3
SEPTEMBER .....	8,041,573.40	2,056,031.10	25.6
OCTOBER .....	7,710,548.38	2,295,729.23	29.8
NOVEMBER .....	7,648,081.16	2,020,813.31	26.4
DECEMBER .....	7,543,500.79	2,063,445.27	27.4
<b>TOTAL</b>	<b>\$ 91,406,888.79</b>	<b>\$ 25,400,999.65</b>	<b>27.8</b>

# STATEWIDE SUMMARY OF

# ARREST DATA

TYPE OF PROPERTY	VALUE STOLEN	VALUE RECOVERED	PERCENT RECOVERED
CURRENCY .....	\$ 6,845,766.65	\$ 581,478.80	8.5
JEWELRY & PRECIOUS METALS..	22,951,706.49	1,510,888.15	6.6
CLOTHING & FURS .....	1,791,466.19	310,002.35	17.3
LOCALLY STOLEN MOTOR VEH ..	30,297,160.32	19,944,407.63	65.8
OFFICE EQUIPMENT.....	1,455,454.40	236,082.00	16.2
TV'S, RADIOS, CAMERAS, ETC.	7,177,733.72	481,767.38	6.7
FIREARMS .....	582,328.14	82,979.13	14.2
HOUSEHOLD GOODS .....	3,518,717.80	340,656.75	9.7
CONSUMABLE GOODS .....	872,800.59	97,169.90	11.1
LIVESTOCK .....	47,327.49	10,170.00	21.5
MISCELLANEOUS .....	15,866,427.00	1,805,397.56	11.4
<b>TOTAL</b>	<b>\$ 91,406,888.79</b>	<b>\$ 25,400,999.65</b>	<b>27.8</b>

# ARREST DATA

THE CONNECTICUT UNIFORM CRIME REPORT PROGRAM REQUIRES THE SUBMISSION OF MONTHLY REPORTS OF DATA CONCERNING PERSONS ARRESTED IN THE STATE. A RECORD OF TOTAL ARREST ACTIVITY FOR CRIMINAL ACTS IN BOTH PART 1 AND PART 2 CRIME CLASSES IS RECEIVED FROM UCR PARTICIPANTS ACCORDING TO THE AGE, SEX, AND RACE OF PERSONS ARRESTED. TRAFFIC ARRESTS EXCEPT DRIVING UNDER THE INFLUENCE ARE NOT REPORTED.

IT IS IMPORTANT TO NOTE THAT THE SAME INDIVIDUAL MAY BE ARRESTED MORE THAN ONCE OVER A PERIOD OF TIME; EACH SEPARATE ARREST IS COUNTED. A PERSON MAY BE ARRESTED ON SEVERAL CHARGES AT ONE TIME; UNDER THE HIERARCHY RULE ONLY ONE ARREST IS COUNTED AND IS LISTED UNDER THE MOST SERIOUS CHARGE. FOR UCR PURPOSES, A JUVENILE IS COUNTED AS "ARRESTED" WHEN THE CIRCUMSTANCES ARE SUCH THAT IF HE OR SHE WERE AN ADULT, AN ARREST WOULD RESULT.

THE PART 2 OFFENSES ARE AS FOLLOWS:

9. OTHER ASSAULTS ASSAULTS AND ATTEMPTED ASSAULTS WHICH ARE SIMPLE OR MINOR IN NATURE AND WHERE NO WEAPON IS USED.
10. FORGERY AND COUNTERFEITING OFFENSES DEALING WITH THE MAKING, ALTERING, UTTERING OR POSSESSING, WITH THE INTENT TO DEFRAUD, ANYTHING FALSE IN THE SEMBLANCE OF THAT WHICH IS TRUE.
11. FRAUD FRAUDULENT CONVERSION AND OBTAINING MONEY OR PROPERTY BY FALSE PRETENSE. INCLUDES BAD CHECKS, CONFIDENCE GAMES, ETC., EXCEPT FORGERIES AND COUNTERFEITING.
12. EMBEZZLEMENT MISAPPROPRIATION OR MISAPPLICATION OF MONEY OR PROPERTY ENTRUSTED TO ONE'S CARE, CUSTODY, OR CONTROL.
13. STOLEN PROPERTY; BUYING, RECEIVING, POSSESSING OFFENSES OF BUYING, RECEIVING, AND POSSESSION OF STOLEN PROPERTY, AS WELL AS ALL ATTEMPTS TO COMMIT ANY OF THESE OFFENSES.
14. VANDALISM WILLFUL OR MALICIOUS DESTRUCTION, INJURY, DISFIGUREMENT OR DEFACEMENT OF ANY PUBLIC OR PRIVATE PROPERTY, REAL OR PERSONAL, WITHOUT CONSENT OF THE OWNER OR PERSON HAVING CUSTODY OR CONTROL. THIS OFFENSE COVERS A WIDE RANGE OF MALICIOUS BEHAVIOR DIRECTED AT PROPERTY.
15. WEAPON; CARRYING, POSSESSING, ETC. VIOLATIONS OF REGULATIONS OR STATUTES CONTROLLING THE CARRYING, USING, POSSESSING, FURNISHING, AND MANUFACTURING OF DEADLY WEAPONS OR SILENCERS. INCLUDED ARE ATTEMPTS.
16. PROSTITUTION AND COMMERCIALIZED VICE SEX OFFENSES OF A COMMERCIALIZED NATURE, SUCH AS: PROSTITUTION, KEEPING A DISORDERLY HOUSE, PANDERING, AND ALL ATTEMPTS TO COMMIT THE ABOVE.
17. SEX OFFENSES (EXCEPT FORCIBLE RAPE, PROSTITUTION, AND COMMERCIALIZED VICE) OFFENSES AGAINST CHASTITY, COMMON DECENCY, MORALS, AND THE LIKE. ATTEMPTS ARE INCLUDED.

# ARREST DATA

18. NARCOTIC DRUG LAWS NARCOTIC DRUG LAW ARRESTS ON THE BASIS OF THE NARCOTICS USED. INCLUDES ARRESTS FOR VIOLATIONS OF STATE AND LOCAL ORDINANCES, SPECIFICALLY THOSE RELATING TO THE UNLAWFUL POSSESSION, SALE, USE, GROWING, MANUFACTURING AND MAKING OF NARCOTIC DRUGS.
19. GAMBLING CHARGES WHICH RELATE TO PROMOTING, PERMITTING, OR ENGAGING IN GAMBLING.
20. OFFENSES AGAINST THE FAMILY AND CHILDREN INCLUDES ALL CHARGES OF NON-SUPPORT AND NEGLECT OR ABUSE OF FAMILY AND CHILDREN.
21. DRIVING UNDER THE INFLUENCE LIMITED TO THE DRIVING OR OPERATING OF ANY VEHICLE WHILE DRUNK OR UNDER THE INFLUENCE OF LIQUOR OR NARCOTIC DRUG.
22. LIQUOR LAWS WITH THE EXCEPTION OF "DRIVING UNDER THE INFLUENCE", LIQUOR LAW VIOLATIONS, STATE OR LOCAL, ARE PLACED IN THIS CLASS. INCLUDES: MANUFACTURING, SALE, TRANSPORTING, FURNISHING, POSSESSING, ETC.
23. DRUNKENNESS NOT REPORTED IN CONNECTICUT
24. DISORDERLY CONDUCT INCLUDES DISORDERLY PERSONS ARRESTED EXCEPT THOSE COUNTED IN CLASSES 1 THROUGH 23 AND CLASS 25.
25. VAGRANCY VAGABONDAGE, BEGGING, LOITERING, ETC.
26. ALL OTHER OFFENSES INCLUDES EVERY OTHER STATE OR LOCAL OFFENSE NOT INCLUDED IN CLASSES 1 THROUGH 25.
27. SUSPICION NOT REPORTED IN CONNECTICUT
28. CURFEW AND LOITERING LAWS (JUVENILES) ARRESTS MADE FOR VIOLATIONS OF LOCAL CURFEW OR LOITERING ORDINANCES.
29. RUNAWAY (JUVENILE) ARRESTS MADE BY OTHER JURISDICTIONS OF RUNAWAYS FROM CONNECTICUT JURISDICTION.

AGE, SEX AND RACE OF PERSONS ARRESTED

AGENCY: STATE TOTALS

OFFENSE CLASSIFICATION	GRAND TOTAL	UNDER 16	16 & 17	18 & OVER	MALE	FEMALE	WHITE	BLACK	INDIAN	ORIENTAL	ALL OTHER
MURDER	105		9	96	96	9	63	42			
MANSLAUGHTER	34	2	5	27	30	4	32	2			
FORCIBLE RAPE	272	18	12	242	272		165	106			1
ROBBERY	1,903	215	336	1,352	1,782	121	825	1,073	1	3	1
ASSAULT-AGGRAVATED	3,176	188	270	2,718	2,785	391	2,110	1,047	3	2	14
BURGLARY	7,885	2,080	1,491	4,314	7,534	351	6,007	1,860		3	15
LARCENY	22,882	4,733	3,097	15,052	16,309	6,573	15,999	6,783	24	30	46
MOTOR VEHICLE THEFT	1,793	563	383	847	1,664	129	1,275	510		3	5
ASSAULT-SIMPLE	8,402	779	594	7,029	7,275	1,127	5,563	2,824		7	8
ARSON	283	128	30	125	248	35	243	40			
FORGERY & COUNTERFEIT	1,125	17	46	1,062	782	343	623	502			
FRAUD	1,942	13	8	1,921	1,264	678	1,485	455			2
EMBEZZLEMENT	29		3	26	16	13	24	5			
STOLEN PROPERTY	352	97	43	212	314	38	255	96			1
VANDALISM	5,099	2,128	688	2,283	4,645	454	4,415	672	4	3	5
WEAPONS	2,241	231	261	1,749	2,120	121	1,627	612			2
PROSTITUTION	627	7	26	594	248	379	341	284	1	1	
SEX OFFENSES	930	114	57	759	844	86	684	246			
NARCOTICS	6,145	614	829	4,702	5,383	762	4,866	1,265	2		12
GAMBLING	199		1	198	177	22	162	37			
OFFENSES VS THE FAMILY	339		9	330	268	71	254	84			1
DRIVING UND. INFLUENCE	3,266	4	87	3,175	2,966	300	3,070	193		1	2
LIQUOR LAWS	941	156	291	494	738	203	863	75	1	1	1
DISORDERLY CONDUCT	24,715	2,342	1,967	20,406	20,767	3,948	18,841	5,836	19	4	15
VAGRANCY	65	9	12	44	56	9	52	13			
ALL OTHER OFFENSES	20,558	3,958	2,033	14,567	17,235	3,323	16,800	731	8	10	9
CURFEWS & LOITERING	322	231	91		268	54	243	79			
RUNAWAYS	1,902	1,899	3		916	986	1,542	345	1	11	3
GRAND TOTALS:	117,532	20,526	12,682	84,324	97,002	20,530	88,429	28,817	64	79	143

# OFFENSE DATA BY CONTRIBUTOR

1980: OFFENSES KNOWN TO THE POLICE, CLEARANCES AND VALUE OF PROPERTY STOLEN

AGENCY: ANSONIA P.D.

POPULATION: 18,841

<u>MURDER</u>		
OFFENSES	CLEARANCES	VALUE
0	0	\$ 0

<u>RAPE</u>		
OFFENSES	CLEARANCES	VALUE
0	0	\$ 0

<u>ROBBERY</u>		
OFFENSES	CLEARANCES	VALUE
16	2	\$1,844
CLASSIFICATION		OFFENSES
HIGHWAY . . . . .		13
COMMERCIAL HOUSE . . . . .		1
GAS & SERVICE STATION . . . . .		
CHAIN STORE . . . . .		2
RESIDENCE . . . . .		
BANK . . . . .		
MISCELLANEOUS . . . . .		
ARMED . . . . .		6
STRONG-ARM . . . . .		10

<u>AGGRAVATED ASSAULT</u>		
OFFENSES	CLEARANCES	VALUE
5	0	---
CLASSIFICATION		OFFENSES
FIREARM . . . . .		1
KNIFE, CUTTING INSTR. . . . .		3
OTHER DANGEROUS WEAPON . . . . .		1
HANDS, FISTS, FEET, ETC. . . . .		

<u>LARCENY</u>		
OFFENSES	CLEARANCES	VALUE
362	47	\$80,336
CLASSIFICATION		OFFENSES
POCKET-PICKING . . . . .		1
PURSE-SNATCHING . . . . .		1
SHOPLIFTING . . . . .		38
FROM MOTOR VEHICLES . . . . .		51
MOTOR VEHICLES PARTS & ACC. . . . .		51
BICYCLES . . . . .		38
FROM BUILDINGS . . . . .		107
COIN-OP MACHINES . . . . .		2
ALL OTHER . . . . .		73
\$200 & OVER . . . . .		95
\$ 50 TO \$200 . . . . .		141
UNDER \$50 . . . . .		126

<u>BURGLARY</u>		
OFFENSES	CLEARANCES	VALUE
120	8	\$51,353
CLASSIFICATION		OFFENSES
RESIDENCE NIGHT . . . . .		23
RESIDENCE DAY . . . . .		54
RESIDENCE UNKNOWN . . . . .		12
NON-RESIDENCE NIGHT . . . . .		26
NON-RESIDENCE DAY . . . . .		1
NON-RESIDENCE UNKNOWN . . . . .		4
FORCIBLE ENTRY . . . . .		101
UNLAWFUL ENTRY - NO FORCE . . . . .		14
ATTEMPTED FORCIBLE ENTRY . . . . .		5

<u>MOTOR VEHICLE THEFT</u>		
OFFENSES	CLEARANCES	VALUE
60	3	\$192,776
CLASSIFICATION		OFFENSES
AUTO . . . . .		47
TRUCKS & BUSES . . . . .		5
OTHER VEHICLES . . . . .		8

	OFFENSES	CLEARANCES	VALUE STOLEN	VALUE RECOVERED
GRAND TOTALS:	563	60	\$326,309	\$155,899

1980: OFFENSES KNOWN TO THE POLICE, CLEARANCES AND VALUE OF PROPERTY STOLEN

AGENCY: AVON P.D.

POPULATION: 11,226

MURDER		
OFFENSES	CLEARANCES	VALUE
1	1	\$ 0

RAPE		
OFFENSES	CLEARANCES	VALUE
0	0	\$ 0

ROBBERY		
OFFENSES	CLEARANCES	VALUE
4	3	\$ 3,653
CLASSIFICATION		OFFENSES
HIGHWAY . . . . .		1
COMMERCIAL HOUSE . . . . .		1
GAS & SERVICE STATION . . . . .		1
CHAIN STORE . . . . .		1
RESIDENCE . . . . .		1
BANK . . . . .		1
MISCELLANEOUS . . . . .		1
ARMED . . . . .		1
STRONG-ARM . . . . .		3

AGGRAVATED ASSAULT		
OFFENSES	CLEARANCES	VALUE
8	6	---
CLASSIFICATION		OFFENSES
FIREARM . . . . .		1
KNIFE, CUTTING INSTR. . . . .		2
OTHER DANGEROUS WEAPON . . . . .		3
HANDS, FISTS, FEET, ETC. . . . .		2

BURGLARY		
OFFENSES	CLEARANCES	VALUE
93	10	\$94,694
CLASSIFICATION		OFFENSES
RESIDENCE NIGHT . . . . .		18
RESIDENCE DAY . . . . .		23
RESIDENCE UNKNOWN . . . . .		30
NON-RESIDENCE NIGHT . . . . .		15
NON-RESIDENCE DAY . . . . .		2
NON-RESIDENCE UNKNOWN . . . . .		5
FORCIBLE ENTRY . . . . .		63
UNLAWFUL ENTRY - NO FORCE . . . . .		21
ATTEMPTED FORCIBLE ENTRY . . . . .		9

LARCENY		
OFFENSES	CLEARANCES	VALUE
386	158	\$84,931
CLASSIFICATION		OFFENSES
POCKET-PICKING . . . . .		3
PURSE-SNATCHING . . . . .		1
SHOPLIFTING . . . . .		131
FROM MOTOR VEHICLES . . . . .		32
MOTOR VEHICLES PARTS & ACC. . . . .		38
BICYCLES . . . . .		17
FROM BUILDINGS . . . . .		78
COIN-OP MACHINES . . . . .		2
ALL OTHER . . . . .		84
\$200 & OVER . . . . .		93
\$ 50 TO \$200 . . . . .		105
UNDER \$50 . . . . .		188

MOTOR VEHICLE THEFT		
OFFENSES	CLEARANCES	VALUE
15	1	\$45,199
CLASSIFICATION		OFFENSES
AUTO . . . . .		8
TRUCKS & BUSES . . . . .		2
OTHER VEHICLES . . . . .		5

GRAND TOTALS:	OFFENSES	CLEARANCES	VALUE STOLEN	VALUE RECOVERED
	507	179	\$228,477	\$45,673

1980: OFFENSES KNOWN TO THE POLICE, CLEARANCES AND VALUE OF PROPERTY STOLEN

AGENCY: BERLIN P.D.

POPULATION: 15,141

MURDER		
OFFENSES	CLEARANCES	VALUE
0	0	\$ 0

RAPE		
OFFENSES	CLEARANCES	VALUE
0	0	\$ 0

ROBBERY		
OFFENSES	CLEARANCES	VALUE
11	1	\$4,808
CLASSIFICATION		OFFENSES
HIGHWAY . . . . .		3
COMMERCIAL HOUSE . . . . .		3
GAS & SERVICE STATION . . . . .		1
CHAIN STORE . . . . .		2
RESIDENCE . . . . .		2
BANK . . . . .		2
MISCELLANEOUS . . . . .		2
ARMED . . . . .		6
STRONG-ARM . . . . .		5

AGGRAVATED ASSAULT		
OFFENSES	CLEARANCES	VALUE
5	2	---
CLASSIFICATION		OFFENSES
FIREARM . . . . .		2
KNIFE, CUTTING INSTR. . . . .		2
OTHER DANGEROUS WEAPON . . . . .		3
HANDS, FISTS, FEET, ETC. . . . .		3

BURGLARY		
OFFENSES	CLEARANCES	VALUE
182	20	\$132,760.81
CLASSIFICATION		OFFENSES
RESIDENCE NIGHT . . . . .		23
RESIDENCE DAY . . . . .		47
RESIDENCE UNKNOWN . . . . .		16
NON-RESIDENCE NIGHT . . . . .		70
NON-RESIDENCE DAY . . . . .		8
NON-RESIDENCE UNKNOWN . . . . .		18
FORCIBLE ENTRY . . . . .		125
UNLAWFUL ENTRY - NO FORCE . . . . .		38
ATTEMPTED FORCIBLE ENTRY . . . . .		19

LARCENY		
OFFENSES	CLEARANCES	VALUE
285	30	\$93,742.04
CLASSIFICATION		OFFENSES
POCKET-PICKING . . . . .		7
PURSE-SNATCHING . . . . .		4
SHOPLIFTING . . . . .		7
FROM MOTOR VEHICLES . . . . .		43
MOTOR VEHICLES PARTS & ACC. . . . .		49
BICYCLES . . . . .		32
FROM BUILDINGS . . . . .		69
COIN-OP MACHINES . . . . .		2
ALL OTHER . . . . .		72
\$200 & OVER . . . . .		74
\$ 50 TO \$200 . . . . .		101
UNDER \$50 . . . . .		110

MOTOR VEHICLE THEFT		
OFFENSES	CLEARANCES	VALUE
29	6	\$182,840
CLASSIFICATION		OFFENSES
AUTO . . . . .		15
TRUCKS & BUSES . . . . .		5
OTHER VEHICLES . . . . .		9

GRAND TOTALS:	OFFENSES	CLEARANCES	VALUE STOLEN	VALUE RECOVERED
	512	59	\$414,150.85	\$193,075.19

1980: OFFENSES KNOWN TO THE POLICE, CLEARANCES AND VALUE OF PROPERTY STOLEN

AGENCY: BETHEL P.D.

POPULATION: 15,730

MURDER		
OFFENSES	CLEARANCES	VALUE
0	0	\$ 0

RAPE		
OFFENSES	CLEARANCES	VALUE
0	0	\$ 0

ROBBERY		
OFFENSES	CLEARANCES	VALUE
3	1	\$560
CLASSIFICATION		OFFENSES
HIGHWAY . . . . .		1
COMMERCIAL HOUSE . . . . .		2
GAS & SERVICE STATION . . . . .		
CHAIN STORE . . . . .		
RESIDENCE . . . . .		
BANK . . . . .		
MISCELLANEOUS . . . . .		
ARMED . . . . .		2
STRONG-ARM . . . . .		1

AGGRAVATED ASSAULT		
OFFENSES	CLEARANCES	VALUE
16	16	---
CLASSIFICATION		OFFENSES
FIREARM . . . . .		
KNIFE, CUTTING INSTR. . . . .		3
OTHER DANGEROUS WEAPON . . . . .		
HANDS, FISTS, FEET, ETC. . . . .		13

BURGLARY		
OFFENSES	CLEARANCES	VALUE
109	17	\$93,055
CLASSIFICATION		OFFENSES
RESIDENCE NIGHT . . . . .		7
RESIDENCE DAY . . . . .		34
RESIDENCE UNKNOWN . . . . .		26
NON-RESIDENCE NIGHT . . . . .		25
NON-RESIDENCE DAY . . . . .		2
NON-RESIDENCE UNKNOWN . . . . .		15
FORCIBLE ENTRY . . . . .		62
UNLAWFUL ENTRY - NO FORCE . . . . .		31
ATTEMPTED FORCIBLE ENTRY . . . . .		16

LARCENY		
OFFENSES	CLEARANCES	VALUE
227	38	\$60,559
CLASSIFICATION		OFFENSES
POCKET-PICKING . . . . .		
PURSE-SNATCHING . . . . .		16
SHOPLIFTING . . . . .		21
FROM MOTOR VEHICLES . . . . .		33
MOTOR VEHICLES PARTS & ACC. . . . .		33
BICYCLES . . . . .		56
FROM BUILDINGS . . . . .		
COIN-OP MACHINES . . . . .		68
ALL OTHER . . . . .		
\$200 & OVER . . . . .		54
\$ 50 TO \$200 . . . . .		72
UNDER \$50 . . . . .		101

MOTOR VEHICLE THEFT		
OFFENSES	CLEARANCES	VALUE
16	2	\$49,175
CLASSIFICATION		OFFENSES
AUTO . . . . .		9
TRUCKS & BUSES . . . . .		3
OTHER VEHICLES . . . . .		4

GRAND TOTALS:	OFFENSES	CLEARANCES	VALUE STOLEN	VALUE RECOVERED
	371	74	\$203,349	\$35,835

1980: OFFENSES KNOWN TO THE POLICE, CLEARANCES AND VALUE OF PROPERTY STOLEN

AGENCY: BLOOMFIELD P.D.

POPULATION: 18,595

MURDER		
OFFENSES	CLEARANCES	VALUE
0	0	\$ 0

RAPE		
OFFENSES	CLEARANCES	VALUE
5	4	\$535

ROBBERY		
OFFENSES	CLEARANCES	VALUE
31	4	\$22,476
CLASSIFICATION		OFFENSES
HIGHWAY . . . . .		4
COMMERCIAL HOUSE . . . . .		4
GAS & SERVICE STATION . . . . .		1
CHAIN STORE . . . . .		6
RESIDENCE . . . . .		5
BANK . . . . .		1
MISCELLANEOUS . . . . .		10
ARMED . . . . .		18
STRONG-ARM . . . . .		13

AGGRAVATED ASSAULT		
OFFENSES	CLEARANCES	VALUE
12	11	---
CLASSIFICATION		OFFENSES
FIREARM . . . . .		1
KNIFE, CUTTING INSTR. . . . .		3
OTHER DANGEROUS WEAPON . . . . .		6
HANDS, FISTS, FEET, ETC. . . . .		2

BURGLARY		
OFFENSES	CLEARANCES	VALUE
389	29	\$427,000
CLASSIFICATION		OFFENSES
RESIDENCE NIGHT . . . . .		55
RESIDENCE DAY . . . . .		104
RESIDENCE UNKNOWN . . . . .		91
NON-RESIDENCE NIGHT . . . . .		75
NON-RESIDENCE DAY . . . . .		10
NON-RESIDENCE UNKNOWN . . . . .		54
FORCIBLE ENTRY . . . . .		239
UNLAWFUL ENTRY - NO FORCE . . . . .		101
ATTEMPTED FORCIBLE ENTRY . . . . .		49

LARCENY		
OFFENSES	CLEARANCES	VALUE
874	180	\$161,533
CLASSIFICATION		OFFENSES
POCKET-PICKING . . . . .		2
PURSE-SNATCHING . . . . .		6
SHOPLIFTING . . . . .		139
FROM MOTOR VEHICLES . . . . .		86
MOTOR VEHICLES PARTS & ACC. . . . .		261
BICYCLES . . . . .		82
FROM BUILDINGS . . . . .		165
COIN-OP MACHINES . . . . .		3
ALL OTHER . . . . .		130
\$200 & OVER . . . . .		222
\$ 50 TO \$200 . . . . .		276
UNDER \$50 . . . . .		376

MOTOR VEHICLE THEFT		
OFFENSES	CLEARANCES	VALUE
141	11	\$356,796
CLASSIFICATION		OFFENSES
AUTO . . . . .		127
TRUCKS & BUSES . . . . .		1
OTHER VEHICLES . . . . .		13

GRAND TOTALS:	OFFENSES	CLEARANCES	VALUE STOLEN	VALUE RECOVERED
	1,452	239	\$968,340	\$147,092



1980: OFFENSES KNOWN TO THE POLICE, CLEARANCES AND VALUE OF PROPERTY STOLEN

AGENCY: BRANFORD P.D.

POPULATION: 22,847

MURDER		
OFFENSES	CLEARANCES	VALUE
1	1	\$ 0

RAPE		
OFFENSES	CLEARANCES	VALUE
3	1	\$ 0

ROBBERY		
OFFENSES	CLEARANCES	VALUE
10	5	\$2,175
CLASSIFICATION		OFFENSES
HIGHWAY . . . . .		1
COMMERCIAL HOUSE . . . . .		3
GAS & SERVICE STATION . . . . .		3
CHAIN STORE . . . . .		1
RESIDENCE . . . . .		1
BANK . . . . .		
MISCELLANEOUS . . . . .		1
ARMED . . . . .		5
STRONG-ARM . . . . .		5

AGGRAVATED ASSAULT		
OFFENSES	CLEARANCES	VALUE
5	5	---
CLASSIFICATION		OFFENSES
FIREARM . . . . .		3
KNIFE, CUTTING INSTR. . . . .		
OTHER DANGEROUS WEAPON . . . . .		2
HANDS, FISTS, FEET, ETC. . . . .		

LARCENY		
OFFENSES	CLEARANCES	VALUE
605	113	\$220,765
CLASSIFICATION		OFFENSES
POCKET-PICKING . . . . .		
PURSE-SNATCHING . . . . .		
SHOPLIFTING . . . . .		45
FROM MOTOR VEHICLES . . . . .		81
MOTOR VEHICLES PARTS & ACC. . . . .		140
BICYCLES . . . . .		80
FROM BUILDINGS . . . . .		123
COIN-OP MACHINES . . . . .		1
ALL OTHER . . . . .		135
\$200 & OVER . . . . .		245
\$ 50 TO \$200 . . . . .		268
UNDER \$50 . . . . .		92

BURGLARY		
OFFENSES	CLEARANCES	VALUE
241	51	\$237,805
CLASSIFICATION		OFFENSES
RESIDENCE NIGHT . . . . .		59
RESIDENCE DAY . . . . .		80
RESIDENCE UNKNOWN . . . . .		33
NON-RESIDENCE NIGHT . . . . .		58
NON-RESIDENCE DAY . . . . .		1
NON-RESIDENCE UNKNOWN . . . . .		10
FORCIBLE ENTRY . . . . .		191
UNLAWFUL ENTRY - NO FORCE . . . . .		40
ATTEMPTED FORCIBLE ENTRY . . . . .		10

MOTOR VEHICLE THEFT		
OFFENSES	CLEARANCES	VALUE
67	7	\$341,635
CLASSIFICATION		OFFENSES
AUTO . . . . .		46
TRUCKS & BUSES . . . . .		8
OTHER VEHICLES . . . . .		13

OFFENSES	CLEARANCES	VALUE STOLEN	VALUE RECOVERED
GRAND TOTALS:	932	\$802,380	\$262,215

1980: OFFENSES KNOWN TO THE POLICE, CLEARANCES AND VALUE OF PROPERTY STOLEN

AGENCY: BRIDGEPORT P.D.

POPULATION: 142,459

MURDER		
OFFENSES	CLEARANCES	VALUE
22	17	\$ 0

RAPE		
OFFENSES	CLEARANCES	VALUE
40	6	\$365

ROBBERY		
OFFENSES	CLEARANCES	VALUE
841	174	\$223,883
CLASSIFICATION		OFFENSES
HIGHWAY . . . . .		648
COMMERCIAL HOUSE . . . . .		19
GAS & SERVICE STATION . . . . .		38
CHAIN STORE . . . . .		40
RESIDENCE . . . . .		31
BANK . . . . .		14
MISCELLANEOUS . . . . .		51
ARMED . . . . .		530
STRONG-ARM . . . . .		311

AGGRAVATED ASSAULT		
OFFENSES	CLEARANCES	VALUE
535	277	---
CLASSIFICATION		OFFENSES
FIREARM . . . . .		87
KNIFE, CUTTING INSTR. . . . .		201
OTHER DANGEROUS WEAPON . . . . .		146
HANDS, FISTS, FEET, ETC. . . . .		101

LARCENY		
OFFENSES	CLEARANCES	VALUE
7,637	1,512	\$1,845,089
CLASSIFICATION		OFFENSES
POCKET-PICKING . . . . .		10
PURSE-SNATCHING . . . . .		240
SHOPLIFTING . . . . .		824
FROM MOTOR VEHICLES . . . . .		1,267
MOTOR VEHICLES PARTS & ACC. . . . .		1,817
BICYCLES . . . . .		630
FROM BUILDINGS . . . . .		902
COIN-OP MACHINES . . . . .		25
ALL OTHER . . . . .		1,922
\$200 & OVER . . . . .		2,622
\$ 50 TO \$200 . . . . .		3,110
UNDER \$50 . . . . .		1,905

BURGLARY		
OFFENSES	CLEARANCES	VALUE
4,661	507	\$2,260,115
CLASSIFICATION		OFFENSES
RESIDENCE NIGHT . . . . .		893
RESIDENCE DAY . . . . .		1,901
RESIDENCE UNKNOWN . . . . .		582
NON-RESIDENCE NIGHT . . . . .		976
NON-RESIDENCE DAY . . . . .		72
NON-RESIDENCE UNKNOWN . . . . .		237
FORCIBLE ENTRY . . . . .		4,038
UNLAWFUL ENTRY - NO FORCE . . . . .		3
ATTEMPTED FORCIBLE ENTRY . . . . .		620

MOTOR VEHICLE THEFT		
OFFENSES	CLEARANCES	VALUE
1,891	132	\$2,897,300
CLASSIFICATION		OFFENSES
AUTO . . . . .		1,891
TRUCKS & BUSES . . . . .		
OTHER VEHICLES . . . . .		

OFFENSES	CLEARANCES	VALUE STOLEN	VALUE RECOVERED
GRAND TOTALS:	15,627	\$7,226,752	\$1,519,008

1980: OFFENSES KNOWN TO THE POLICE, CLEARANCES AND VALUE OF PROPERTY STOLEN

AGENCY: BRISTOL P.D.

POPULATION: 57,177

MURDER		
OFFENSES	CLEARANCES	VALUE
0	0	\$ 0

RAPE		
OFFENSES	CLEARANCES	VALUE
4	2	\$ 0

ROBBERY		
OFFENSES	CLEARANCES	VALUE
16	7	\$6,148
CLASSIFICATION		OFFENSES
HIGHWAY . . . . .		4
COMMERCIAL HOUSE . . . . .		1
GAS & SERVICE STATION . . . . .		2
CHAIN STORE . . . . .		1
RESIDENCE . . . . .		6
BANK . . . . .		1
MISCELLANEOUS . . . . .		1
ARMED . . . . .		5
STRONG-ARM . . . . .		11

AGGRAVATED ASSAULT		
OFFENSES	CLEARANCES	VALUE
198	195	---
CLASSIFICATION		OFFENSES
FIREARM . . . . .		12
KNIFE, CUTTING INSTR. . . . .		9
OTHER DANGEROUS WEAPON . . . . .		6
HANDS, FISTS, FEET, ETC. . . . .		171

LARCENY		
OFFENSES	CLEARANCES	VALUE
1,482	284	\$240,453.07
CLASSIFICATION		OFFENSES
POCKET-PICKING . . . . .		7
PURSE-SNATCHING . . . . .		11
SHOPLIFTING . . . . .		180
FROM MOTOR VEHICLES . . . . .		291
MOTOR VEHICLES PARTS & ACC. . . . .		165
BICYCLES . . . . .		313
FROM BUILDINGS . . . . .		296
COIN-OP MACHINES . . . . .		52
ALL OTHER . . . . .		167
\$200 & OVER . . . . .		288
\$ 50 TO \$200 . . . . .		643
UNDER \$50 . . . . .		551

BURGLARY		
OFFENSES	CLEARANCES	VALUE
682	230	\$239,734.24
CLASSIFICATION		OFFENSES
RESIDENCE NIGHT . . . . .		169
RESIDENCE DAY . . . . .		144
RESIDENCE UNKNOWN . . . . .		71
NON-RESIDENCE NIGHT . . . . .		257
NON-RESIDENCE DAY . . . . .		13
NON-RESIDENCE UNKNOWN . . . . .		28
FORCIBLE ENTRY . . . . .		503
UNLAWFUL ENTRY - NO FORCE . . . . .		61
ATTEMPTED FORCIBLE ENTRY . . . . .		118

MOTOR VEHICLE THEFT		
OFFENSES	CLEARANCES	VALUE
236	36	\$483,232.19
CLASSIFICATION		OFFENSES
AUTO . . . . .		171
TRUCKS & BUSES . . . . .		12
OTHER VEHICLES . . . . .		53

	OFFENSES	CLEARANCES	VALUE STOLEN	VALUE RECOVERED
GRAND TOTALS:	2,618	754	\$969,567.50	\$341,448.96

1980: OFFENSES KNOWN TO THE POLICE, CLEARANCES AND VALUE OF PROPERTY STOLEN

AGENCY: BROOKFIELD P.D.

POPULATION: 12,647

MURDER		
OFFENSES	CLEARANCES	VALUE
0	0	\$ 0

RAPE		
OFFENSES	CLEARANCES	VALUE
2	0	\$ 0

ROBBERY		
OFFENSES	CLEARANCES	VALUE
5	2	\$18,258
CLASSIFICATION		OFFENSES
HIGHWAY . . . . .		
COMMERCIAL HOUSE . . . . .		1
GAS & SERVICE STATION . . . . .		
CHAIN STORE . . . . .		1
RESIDENCE . . . . .		
BANK . . . . .		3
MISCELLANEOUS . . . . .		
ARMED . . . . .		4
STRONG-ARM . . . . .		1

AGGRAVATED ASSAULT		
OFFENSES	CLEARANCES	VALUE
1	1	---
CLASSIFICATION		OFFENSES
FIREARM . . . . .		
KNIFE, CUTTING INSTR. . . . .		
OTHER DANGEROUS WEAPON . . . . .		1
HANDS, FISTS, FEET, ETC. . . . .		

LARCENY		
OFFENSES	CLEARANCES	VALUE
290	98	\$93,408.61
CLASSIFICATION		OFFENSES
POCKET-PICKING . . . . .		
PURSE-SNATCHING . . . . .		
SHOPLIFTING . . . . .		89
FROM MOTOR VEHICLES . . . . .		35
MOTOR VEHICLES PARTS & ACC. . . . .		31
BICYCLES . . . . .		13
FROM BUILDINGS . . . . .		47
COIN-OP MACHINES . . . . .		1
ALL OTHER . . . . .		74
\$200 & OVER . . . . .		87
\$ 50 TO \$200 . . . . .		99
UNDER \$50 . . . . .		104

BURGLARY		
OFFENSES	CLEARANCES	VALUE
100	13	\$131,807.50
CLASSIFICATION		OFFENSES
RESIDENCE NIGHT . . . . .		3
RESIDENCE DAY . . . . .		59
RESIDENCE UNKNOWN . . . . .		10
NON-RESIDENCE NIGHT . . . . .		25
NON-RESIDENCE DAY . . . . .		
NON-RESIDENCE UNKNOWN . . . . .		3
FORCIBLE ENTRY . . . . .		95
UNLAWFUL ENTRY - NO FORCE . . . . .		4
ATTEMPTED FORCIBLE ENTRY . . . . .		1

MOTOR VEHICLE THEFT		
OFFENSES	CLEARANCES	VALUE
17	1	\$44,300
CLASSIFICATION		OFFENSES
AUTO . . . . .		15
TRUCKS & BUSES . . . . .		
OTHER VEHICLES . . . . .		2

	OFFENSES	CLEARANCES	VALUE STOLEN	VALUE RECOVERED
GRAND TOTALS:	415	115	\$287,774.11	\$46,375.65

1980: OFFENSES KNOWN TO THE POLICE, CLEARANCES AND VALUE OF PROPERTY STOLEN

AGENCY: CANTON P.D.

POPULATION: 7,650

MURDER		
OFFENSES	CLEARANCES	VALUE
0	0	\$ 0

RAPE		
OFFENSES	CLEARANCES	VALUE
1	0	\$ 0

ROBBERY		
OFFENSES	CLEARANCES	VALUE
1	1	\$ 5
CLASSIFICATION		OFFENSES
HIGHWAY . . . . .		
COMMERCIAL HOUSE . . . . .		
GAS & SERVICE STATION . . . . .		
CHAIN STORE . . . . .	1	
RESIDENCE . . . . .		
BANK . . . . .		
MISCELLANEOUS . . . . .		
ARMED . . . . .	1	
STRONG-ARM . . . . .		

AGGRAVATED ASSAULT		
OFFENSES	CLEARANCES	VALUE
4	3	---
CLASSIFICATION		OFFENSES
FIREARM . . . . .		
KNIFE, CUTTING INSTR. . . . .		
OTHER DANGEROUS WEAPON . . . . .		
HANDS, FISTS, FEET, ETC. . . . .	4	

BURGLARY		
OFFENSES	CLEARANCES	VALUE
77	19	\$32,328
CLASSIFICATION		OFFENSES
RESIDENCE NIGHT . . . . .		11
RESIDENCE DAY . . . . .		21
RESIDENCE UNKNOWN . . . . .		23
NON-RESIDENCE NIGHT . . . . .		15
NON-RESIDENCE DAY . . . . .		2
NON-RESIDENCE UNKNOWN . . . . .		5
FORCIBLE ENTRY . . . . .		47
UNLAWFUL ENTRY - NO FORCE . . . . .		21
ATTEMPTED FORCIBLE ENTRY . . . . .		9

LARCENY		
OFFENSES	CLEARANCES	VALUE
192	33	\$32,811
CLASSIFICATION		OFFENSES
POCKET-PICKING . . . . .		
PURSE-SNATCHING . . . . .		
SHOPLIFTING . . . . .	5	
FROM MOTOR VEHICLES . . . . .	52	
MOTOR VEHICLES PARTS & ACC. . . . .	23	
BICYCLES . . . . .	23	
FROM BUILDINGS . . . . .	25	
COIN-OP MACHINES . . . . .	2	
ALL OTHER . . . . .	62	
\$200 & OVER . . . . .	37	
\$ 50 TO \$200 . . . . .	66	
UNDER \$50 . . . . .	89	

MOTOR VEHICLE THEFT		
OFFENSES	CLEARANCES	VALUE
20	10	\$26,750
CLASSIFICATION		OFFENSES
AUTO . . . . .		10
TRUCKS & BUSES . . . . .		2
OTHER VEHICLES . . . . .		8

	OFFENSES	CLEARANCES	VALUE STOLEN	VALUE RECOVERED
GRAND TOTALS:	295	66	\$91,894	\$40,206

1980: OFFENSES KNOWN TO THE POLICE, CLEARANCES AND VALUE OF PROPERTY STOLEN

AGENCY: CHESHIRE P.D.

POPULATION: 21,545

MURDER		
OFFENSES	CLEARANCES	VALUE
0	0	\$ 0

RAPE		
OFFENSES	CLEARANCES	VALUE
1	0	\$ 0

ROBBERY		
OFFENSES	CLEARANCES	VALUE
3	3	\$90
CLASSIFICATION		OFFENSES
HIGHWAY . . . . .		2
COMMERCIAL HOUSE . . . . .		1
GAS & SERVICE STATION . . . . .		
CHAIN STORE . . . . .		
RESIDENCE . . . . .		
BANK . . . . .		
MISCELLANEOUS . . . . .		
ARMED . . . . .	3	
STRONG-ARM . . . . .		

AGGRAVATED ASSAULT		
OFFENSES	CLEARANCES	VALUE
6	5	---
CLASSIFICATION		OFFENSES
FIREARM . . . . .		
KNIFE, CUTTING INSTR. . . . .		2
OTHER DANGEROUS WEAPON . . . . .		2
HANDS, FISTS, FEET, ETC. . . . .		2

BURGLARY		
OFFENSES	CLEARANCES	VALUE
143	31	\$148,486
CLASSIFICATION		OFFENSES
RESIDENCE NIGHT . . . . .		36
RESIDENCE DAY . . . . .		38
RESIDENCE UNKNOWN . . . . .		35
NON-RESIDENCE NIGHT . . . . .		23
NON-RESIDENCE DAY . . . . .		
NON-RESIDENCE UNKNOWN . . . . .		11
FORCIBLE ENTRY . . . . .		99
UNLAWFUL ENTRY - NO FORCE . . . . .		31
ATTEMPTED FORCIBLE ENTRY . . . . .		13

LARCENY		
OFFENSES	CLEARANCES	VALUE
319	58	\$118,241
CLASSIFICATION		OFFENSES
POCKET-PICKING . . . . .		
PURSE-SNATCHING . . . . .		1
SHOPLIFTING . . . . .		33
FROM MOTOR VEHICLES . . . . .		73
MOTOR VEHICLES PARTS & ACC. . . . .		27
BICYCLES . . . . .		55
FROM BUILDINGS . . . . .		37
COIN-OP MACHINES . . . . .		8
ALL OTHER . . . . .		85
\$200 & OVER . . . . .		90
\$ 50 TO \$200 . . . . .		96
UNDER \$50 . . . . .		133

MOTOR VEHICLE THEFT		
OFFENSES	CLEARANCES	VALUE
31	1	\$105,125
CLASSIFICATION		OFFENSES
AUTO . . . . .		20
TRUCKS & BUSES . . . . .		
OTHER VEHICLES . . . . .		11

	OFFENSES	CLEARANCES	VALUE STOLEN	VALUE RECOVERED
GRAND TOTALS:	503	98	\$371,942	\$160,532

1980: OFFENSES KNOWN TO THE POLICE, CLEARANCES AND VALUE OF PROPERTY STOLEN

AGENCY: CLINTON P.D.

POPULATION: 11,224

MURDER		
OFFENSES	CLEARANCES	VALUE
1	1	\$ 0

RAPE		
OFFENSES	CLEARANCES	VALUE
0	0	\$ 0

ROBBERY		
OFFENSES	CLEARANCES	VALUE
2	1	\$400
CLASSIFICATION		OFFENSES
HIGHWAY . . . . .		1
COMMERCIAL HOUSE . . . . .		
GAS & SERVICE STATION . . . . .		
CHAIN STORE . . . . .		
RESIDENCE . . . . .		
BANK . . . . .		1
MISCELLANEOUS . . . . .		1
ARMED . . . . .		1
STRONG-ARM . . . . .		1

AGGRAVATED ASSAULT		
OFFENSES	CLEARANCES	VALUE
1	0	---
CLASSIFICATION		OFFENSES
FIREARM . . . . .		1
KNIFE, CUTTING INSTR. . . . .		
OTHER DANGEROUS WEAPON . . . . .		
HANDS, FISTS, FEET, ETC. . . . .		

BURGLARY		
OFFENSES	CLEARANCES	VALUE
86	16	\$46,545
CLASSIFICATION		OFFENSES
RESIDENCE NIGHT . . . . .		11
RESIDENCE DAY . . . . .		12
RESIDENCE UNKNOWN . . . . .		55
NON-RESIDENCE NIGHT . . . . .		3
NON-RESIDENCE DAY . . . . .		
NON-RESIDENCE UNKNOWN . . . . .		5
FORCIBLE ENTRY . . . . .		70
UNLAWFUL ENTRY - NO FORCE . . . . .		14
ATTEMPTED FORCIBLE ENTRY . . . . .		2

LARCENY		
OFFENSES	CLEARANCES	VALUE
190	42	\$86,798
CLASSIFICATION		OFFENSES
POCKET-PICKING . . . . .		
PURSE-SNATCHING . . . . .		
SHOPLIFTING . . . . .		4
FROM MOTOR VEHICLES . . . . .		24
MOTOR VEHICLES PARTS & ACC. . . . .		25
BICYCLES . . . . .		23
FROM BUILDINGS . . . . .		29
COIN-OP MACHINES . . . . .		13
ALL OTHER . . . . .		72
\$200 & OVER . . . . .		63
\$ 50 TO \$200 . . . . .		67
UNDER \$50 . . . . .		60

MOTOR VEHICLE THEFT		
OFFENSES	CLEARANCES	VALUE
23	8	\$52,250
CLASSIFICATION		OFFENSES
AUTO . . . . .		11
TRUCKS & BUSES . . . . .		5
OTHER VEHICLES . . . . .		7

OFFENSES	CLEARANCES	VALUE STOLEN	VALUE RECOVERED
GRAND TOTALS: 303	68	\$185,993	\$42,312

1980: OFFENSES KNOWN TO THE POLICE, CLEARANCES AND VALUE OF PROPERTY STOLEN

AGENCY: COVENTRY P.D.

POPULATION: 8,890

MURDER		
OFFENSES	CLEARANCES	VALUE
1	0	\$ 0

RAPE		
OFFENSES	CLEARANCES	VALUE
0	0	\$ 0

ROBBERY		
OFFENSES	CLEARANCES	VALUE
0	0	\$ 0
CLASSIFICATION		OFFENSES
HIGHWAY . . . . .		
COMMERCIAL HOUSE . . . . .		
GAS & SERVICE STATION . . . . .		
CHAIN STORE . . . . .		
RESIDENCE . . . . .		
BANK . . . . .		
MISCELLANEOUS . . . . .		
ARMED . . . . .		
STRONG-ARM . . . . .		

AGGRAVATED ASSAULT		
OFFENSES	CLEARANCES	VALUE
0	0	---
CLASSIFICATION		OFFENSES
FIREARM . . . . .		
KNIFE, CUTTING INSTR. . . . .		
OTHER DANGEROUS WEAPON . . . . .		
HANDS, FISTS, FEET, ETC. . . . .		

BURGLARY		
OFFENSES	CLEARANCES	VALUE
101	6	\$48,522
CLASSIFICATION		OFFENSES
RESIDENCE NIGHT . . . . .		17
RESIDENCE DAY . . . . .		35
RESIDENCE UNKNOWN . . . . .		23
NON-RESIDENCE NIGHT . . . . .		19
NON-RESIDENCE DAY . . . . .		
NON-RESIDENCE UNKNOWN . . . . .		7
FORCIBLE ENTRY . . . . .		55
UNLAWFUL ENTRY - NO FORCE . . . . .		37
ATTEMPTED FORCIBLE ENTRY . . . . .		9

LARCENY		
OFFENSES	CLEARANCES	VALUE
108	4	\$25,201
CLASSIFICATION		OFFENSES
POCKET-PICKING . . . . .		1
PURSE-SNATCHING . . . . .		1
SHOPLIFTING . . . . .		2
FROM MOTOR VEHICLES . . . . .		26
MOTOR VEHICLES PARTS & ACC. . . . .		8
BICYCLES . . . . .		8
FROM BUILDINGS . . . . .		36
COIN-OP MACHINES . . . . .		
ALL OTHER . . . . .		26
\$200 & OVER . . . . .		33
\$ 50 TO \$200 . . . . .		30
UNDER \$50 . . . . .		45

MOTOR VEHICLE THEFT		
OFFENSES	CLEARANCES	VALUE
18	4	\$19,100
CLASSIFICATION		OFFENSES
AUTO . . . . .		11
TRUCKS & BUSES . . . . .		3
OTHER VEHICLES . . . . .		4

OFFENSES	CLEARANCES	VALUE STOLEN	VALUE RECOVERED
GRAND TOTALS: 228	14	\$92,823	\$21,250

1980: OFFENSES KNOWN TO THE POLICE, CLEARANCES AND VALUE OF PROPERTY STOLEN

AGENCY: DANBURY P.D.

POPULATION: 59,303

MURDER		
OFFENSES	CLEARANCES	VALUE
0	0	\$ 0

RAPE		
OFFENSES	CLEARANCES	VALUE
18	5	\$ 0

ROBBERY		
OFFENSES	CLEARANCES	VALUE
63	22	\$32,951
CLASSIFICATION		OFFENSES
HIGHWAY . . . . .		13
COMMERCIAL HOUSE . . . . .		15
GAS & SERVICE STATION . . . . .		12
CHAIN STORE . . . . .		3
RESIDENCE . . . . .		1
BANK . . . . .		2
MISCELLANEOUS . . . . .		17
ARMED . . . . .		49
STRONG-ARM . . . . .		14

AGGRAVATED ASSAULT		
OFFENSES	CLEARANCES	VALUE
182	85	---
CLASSIFICATION		OFFENSES
FIREARM . . . . .		2
KNIFE, CUTTING INSTR. . . . .		19
OTHER DANGEROUS WEAPON . . . . .		24
HANDS, FISTS, FEET, ETC. . . . .		137

BURGLARY		
OFFENSES	CLEARANCES	VALUE
1,083	164	\$664,870
CLASSIFICATION		OFFENSES
RESIDENCE NIGHT . . . . .		176
RESIDENCE DAY . . . . .		330
RESIDENCE UNKNOWN . . . . .		231
NON-RESIDENCE NIGHT . . . . .		279
NON-RESIDENCE DAY . . . . .		18
NON-RESIDENCE UNKNOWN . . . . .		49
FORCIBLE ENTRY . . . . .		855
UNLAWFUL ENTRY - NO FORCE . . . . .		118
ATTEMPTED FORCIBLE ENTRY . . . . .		110

LARCENY		
OFFENSES	CLEARANCES	VALUE
2,269	361	\$578,111
CLASSIFICATION		OFFENSES
POCKET-PICKING . . . . .		14
PURSE-SNATCHING . . . . .		18
SHOPLIFTING . . . . .		259
FROM MOTOR VEHICLES . . . . .		368
MOTOR VEHICLES PARTS & ACC. . . . .		470
BICYCLES . . . . .		214
FROM BUILDINGS . . . . .		342
COIN-OP MACHINES . . . . .		9
ALL OTHER . . . . .		575
\$200 & OVER . . . . .		676
\$ 50 TO \$200 . . . . .		783
UNDER \$50 . . . . .		810

MOTOR VEHICLE THEFT		
OFFENSES	CLEARANCES	VALUE
294	5	\$659,119
CLASSIFICATION		OFFENSES
AUTO . . . . .		198
TRUCKS & BUSES . . . . .		23
OTHER VEHICLES . . . . .		73

GRAND TOTALS:	OFFENSES	CLEARANCES	VALUE STOLEN	VALUE RECOVERED
	3,909	642	\$1,935,051	\$363,848

1980: OFFENSES KNOWN TO THE POLICE, CLEARANCES AND VALUE OF PROPERTY STOLEN

AGENCY: DANIELSON P.D.

POPULATION: 4,557

MURDER		
OFFENSES	CLEARANCES	VALUE
0	0	\$ 0

RAPE		
OFFENSES	CLEARANCES	VALUE
5	5	\$85

ROBBERY		
OFFENSES	CLEARANCES	VALUE
1	1	\$ 0
CLASSIFICATION		OFFENSES
HIGHWAY . . . . .		
COMMERCIAL HOUSE . . . . .		
GAS & SERVICE STATION . . . . .		
CHAIN STORE . . . . .		
RESIDENCE . . . . .		1
BANK . . . . .		
MISCELLANEOUS . . . . .		
ARMED . . . . .		1
STRONG-ARM . . . . .		

AGGRAVATED ASSAULT		
OFFENSES	CLEARANCES	VALUE
2	2	---
CLASSIFICATION		OFFENSES
FIREARM . . . . .		
KNIFE, CUTTING INSTR. . . . .		1
OTHER DANGEROUS WEAPON . . . . .		1
HANDS, FISTS, FEET, ETC. . . . .		

BURGLARY		
OFFENSES	CLEARANCES	VALUE
53	24	\$14,808.31
CLASSIFICATION		OFFENSES
RESIDENCE NIGHT . . . . .		13
RESIDENCE DAY . . . . .		13
RESIDENCE UNKNOWN . . . . .		5
NON-RESIDENCE NIGHT . . . . .		20
NON-RESIDENCE DAY . . . . .		
NON-RESIDENCE UNKNOWN . . . . .		2
FORCIBLE ENTRY . . . . .		29
UNLAWFUL ENTRY - NO FORCE . . . . .		20
ATTEMPTED FORCIBLE ENTRY . . . . .		4

LARCENY		
OFFENSES	CLEARANCES	VALUE
113	43	\$11,091.02
CLASSIFICATION		OFFENSES
POCKET-PICKING . . . . .		
PURSE-SNATCHING . . . . .		2
SHOPLIFTING . . . . .		28
FROM MOTOR VEHICLES . . . . .		23
MOTOR VEHICLES PARTS & ACC. . . . .		4
BICYCLES . . . . .		28
FROM BUILDINGS . . . . .		9
COIN-OP MACHINES . . . . .		
ALL OTHER . . . . .		19
\$200 & OVER . . . . .		16
\$ 50 TO \$200 . . . . .		42
UNDER \$50 . . . . .		55

MOTOR VEHICLE THEFT		
OFFENSES	CLEARANCES	VALUE
3	0	\$9,500
CLASSIFICATION		OFFENSES
AUTO . . . . .		2
TRUCKS & BUSES . . . . .		1
OTHER VEHICLES . . . . .		

GRAND TOTALS:	OFFENSES	CLEARANCES	VALUE STOLEN	VALUE RECOVERED
	177	75	\$35,484.33	\$14,539.32

1980: OFFENSES KNOWN TO THE POLICE, CLEARANCES AND VALUE OF PROPERTY STOLEN

AGENCY: DARIEN P.D.

POPULATION: 18,808

MURDER		
OFFENSES	CLEARANCES	VALUE
1	1	\$ 0

RAPE		
OFFENSES	CLEARANCES	VALUE
0	0	\$ 0

ROBBERY		
OFFENSES	CLEARANCES	VALUE
9	6	\$50,304
CLASSIFICATION		OFFENSES
HIGHWAY . . . . .		1
COMMERCIAL HOUSE . . . . .		1
GAS & SERVICE STATION . . . . .		1
CHAIN STORE . . . . .		3
RESIDENCE . . . . .		1
BANK . . . . .		1
MISCELLANEOUS . . . . .		2
ARMED . . . . .		5
STRONG-ARM . . . . .		4

AGGRAVATED ASSAULT		
OFFENSES	CLEARANCES	VALUE
2	1	---
CLASSIFICATION		OFFENSES
FIREARM . . . . .		2
KNIFE, CUTTING INSTR. . . . .		
OTHER DANGEROUS WEAPON . . . . .		
HANDS, FISTS, FEET, ETC. . . . .		

BURGLARY		
OFFENSES	CLEARANCES	VALUE
215	24	\$410,443
CLASSIFICATION		OFFENSES
RESIDENCE NIGHT . . . . .		31
RESIDENCE DAY . . . . .		89
RESIDENCE UNKNOWN . . . . .		76
NON-RESIDENCE NIGHT . . . . .		12
NON-RESIDENCE DAY . . . . .		
NON-RESIDENCE UNKNOWN . . . . .		7
FORCIBLE ENTRY . . . . .		135
UNLAWFUL ENTRY - NO FORCE . . . . .		77
ATTEMPTED FORCIBLE ENTRY . . . . .		3

LARCENY		
OFFENSES	CLEARANCES	VALUE
452	21	\$130,026
CLASSIFICATION		OFFENSES
POCKET-PICKING . . . . .		6
PURSE-SNATCHING . . . . .		15
SHOPLIFTING . . . . .		63
FROM MOTOR VEHICLES . . . . .		59
MOTOR VEHICLES PARTS & ACC. . . . .		103
BICYCLES . . . . .		107
FROM BUILDINGS . . . . .		2
COIN-OP MACHINES . . . . .		97
ALL OTHER . . . . .		
\$200 & OVER . . . . .		145
\$ 50 TO \$200 . . . . .		142
UNDER \$50 . . . . .		165

MOTOR VEHICLE THEFT		
OFFENSES	CLEARANCES	VALUE
80	12	\$66,248
CLASSIFICATION		OFFENSES
AUTO . . . . .		46
TRUCKS & BUSES . . . . .		2
OTHER VEHICLES . . . . .		32

OFFENSES	CLEARANCES	VALUE STOLEN	VALUE RECOVERED
GRAND TOTALS: 759	65	\$657,021	\$85,619

1980: OFFENSES KNOWN TO THE POLICE, CLEARANCES AND VALUE OF PROPERTY STOLEN

AGENCY: DERBY P.D.

POPULATION: 12,184

MURDER		
OFFENSES	CLEARANCES	VALUE
1	1	\$ 0

RAPE		
OFFENSES	CLEARANCES	VALUE
0	0	\$ 0

ROBBERY		
OFFENSES	CLEARANCES	VALUE
18	9	\$40,882
CLASSIFICATION		OFFENSES
HIGHWAY . . . . .		5
COMMERCIAL HOUSE . . . . .		9
GAS & SERVICE STATION . . . . .		
CHAIN STORE . . . . .		
RESIDENCE . . . . .		
BANK . . . . .		9
MISCELLANEOUS . . . . .		
ARMED . . . . .		16
STRONG-ARM . . . . .		2

AGGRAVATED ASSAULT		
OFFENSES	CLEARANCES	VALUE
30	22	---
CLASSIFICATION		OFFENSES
FIREARM . . . . .		
KNIFE, CUTTING INSTR. . . . .		2
OTHER DANGEROUS WEAPON . . . . .		4
HANDS, FISTS, FEET, ETC. . . . .		24

BURGLARY		
OFFENSES	CLEARANCES	VALUE
99	34	\$88,751
CLASSIFICATION		OFFENSES
RESIDENCE NIGHT . . . . .		14
RESIDENCE DAY . . . . .		42
RESIDENCE UNKNOWN . . . . .		2
NON-RESIDENCE NIGHT . . . . .		37
NON-RESIDENCE DAY . . . . .		4
NON-RESIDENCE UNKNOWN . . . . .		
FORCIBLE ENTRY . . . . .		78
UNLAWFUL ENTRY - NO FORCE . . . . .		19
ATTEMPTED FORCIBLE ENTRY . . . . .		2

LARCENY		
OFFENSES	CLEARANCES	VALUE
239	155	\$58,958
CLASSIFICATION		OFFENSES
POCKET-PICKING . . . . .		2
PURSE-SNATCHING . . . . .		16
SHOPLIFTING . . . . .		105
FROM MOTOR VEHICLES . . . . .		30
MOTOR VEHICLES PARTS & ACC. . . . .		10
BICYCLES . . . . .		13
FROM BUILDINGS . . . . .		43
COIN-OP MACHINES . . . . .		
ALL OTHER . . . . .		20
\$200 & OVER . . . . .		72
\$ 50 TO \$200 . . . . .		93
UNDER \$50 . . . . .		74

MOTOR VEHICLE THEFT		
OFFENSES	CLEARANCES	VALUE
76	9	\$235,500
CLASSIFICATION		OFFENSES
AUTO . . . . .		68
TRUCKS & BUSES . . . . .		5
OTHER VEHICLES . . . . .		3

OFFENSES	CLEARANCES	VALUE STOLEN	VALUE RECOVERED
GRAND TOTALS: 463	230	\$424,091	\$191,862

1980: OFFENSES KNOWN TO THE POLICE, CLEARANCES AND VALUE OF PROPERTY STOLEN

AGENCY: EAST HAMPTON

POPULATION: 8,584

MURDER		
OFFENSES	CLEARANCES	VALUE
1	1	\$4,000

RAPE		
OFFENSES	CLEARANCES	VALUE
0	0	\$ 0

ROBBERY		
OFFENSES	CLEARANCES	VALUE
3	3	\$258
CLASSIFICATION		OFFENSES
HIGHWAY . . . . .		1
COMMERCIAL HOUSE . . . . .		
GAS & SERVICE STATION . . . . .		
CHAIN STORE . . . . .		
RESIDENCE . . . . .		
BANK . . . . .		2
MISCELLANEOUS . . . . .		
ARMED . . . . .		1
STRONG-ARM . . . . .		2

AGGRAVATED ASSAULT		
OFFENSES	CLEARANCES	VALUE
6	10	---
CLASSIFICATION		OFFENSES
FIREARM . . . . .		1
KNIFE, CUTTING INSTR. . . . .		1
OTHER DANGEROUS WEAPON . . . . .		1
HANDS, FISTS, FEET, ETC. . . . .		4

BURGLARY		
OFFENSES	CLEARANCES	VALUE
44	25	\$24,785
CLASSIFICATION		OFFENSES
RESIDENCE NIGHT . . . . .		8
RESIDENCE DAY . . . . .		11
RESIDENCE UNKNOWN . . . . .		15
NON-RESIDENCE NIGHT . . . . .		6
NON-RESIDENCE DAY . . . . .		2
NON-RESIDENCE UNKNOWN . . . . .		2
FORCIBLE ENTRY . . . . .		37
UNLAWFUL ENTRY - NO FORCE . . . . .		7
ATTEMPTED FORCIBLE ENTRY . . . . .		

LARCENY		
OFFENSES	CLEARANCES	VALUE
127	28	\$57,101
CLASSIFICATION		OFFENSES
POCKET-PICKING . . . . .		12
PURSE-SNATCHING . . . . .		32
SHOPLIFTING . . . . .		10
FROM MOTOR VEHICLES . . . . .		15
MOTOR VEHICLES PARTS & ACC. . . . .		36
BICYCLES . . . . .		22
FROM BUILDINGS . . . . .		
COIN-OP MACHINES . . . . .		
ALL OTHER . . . . .		
\$200 & OVER . . . . .		42
\$ 50 TO \$200 . . . . .		52
UNDER \$50 . . . . .		33

MOTOR VEHICLE THEFT		
OFFENSES	CLEARANCES	VALUE
20	9	\$36,690
CLASSIFICATION		OFFENSES
AUTO . . . . .		11
TRUCKS & BUSES . . . . .		4
OTHER VEHICLES . . . . .		5

GRAND TOTALS:	OFFENSES	CLEARANCES	VALUE STOLEN	VALUE RECOVERED
	201	76	\$122,834	\$45,552

1980: OFFENSES KNOWN TO THE POLICE, CLEARANCES AND VALUE OF PROPERTY STOLEN

AGENCY: EAST HARTFORD P.D.

POPULATION: 52,554

MURDER		
OFFENSES	CLEARANCES	VALUE
0	0	\$ 0

RAPE		
OFFENSES	CLEARANCES	VALUE
14	7	\$ 0

ROBBERY		
OFFENSES	CLEARANCES	VALUE
62	24	\$24,931
CLASSIFICATION		OFFENSES
HIGHWAY . . . . .		25
COMMERCIAL HOUSE . . . . .		5
GAS & SERVICE STATION . . . . .		5
CHAIN STORE . . . . .		22
RESIDENCE . . . . .		4
BANK . . . . .		1
MISCELLANEOUS . . . . .		
ARMED . . . . .		41
STRONG-ARM . . . . .		21

AGGRAVATED ASSAULT		
OFFENSES	CLEARANCES	VALUE
41	32	---
CLASSIFICATION		OFFENSES
FIREARM . . . . .		3
KNIFE, CUTTING INSTR. . . . .		9
OTHER DANGEROUS WEAPON . . . . .		9
HANDS, FISTS, FEET, ETC. . . . .		29

BURGLARY		
OFFENSES	CLEARANCES	VALUE
852	115	\$506,395
CLASSIFICATION		OFFENSES
RESIDENCE NIGHT . . . . .		177
RESIDENCE DAY . . . . .		241
RESIDENCE UNKNOWN . . . . .		130
NON-RESIDENCE NIGHT . . . . .		213
NON-RESIDENCE DAY . . . . .		15
NON-RESIDENCE UNKNOWN . . . . .		76
FORCIBLE ENTRY . . . . .		539
UNLAWFUL ENTRY - NO FORCE . . . . .		177
ATTEMPTED FORCIBLE ENTRY . . . . .		136

LARCENY		
OFFENSES	CLEARANCES	VALUE
2,162	451	\$521,477
CLASSIFICATION		OFFENSES
POCKET-PICKING . . . . .		3
PURSE-SNATCHING . . . . .		14
SHOPLIFTING . . . . .		312
FROM MOTOR VEHICLES . . . . .		232
MOTOR VEHICLES PARTS & ACC. . . . .		625
BICYCLES . . . . .		323
FROM BUILDINGS . . . . .		447
COIN-OP MACHINES . . . . .		29
ALL OTHER . . . . .		177
\$200 & OVER . . . . .		587
\$ 50 TO \$200 . . . . .		772
UNDER \$50 . . . . .		803

MOTOR VEHICLE THEFT		
OFFENSES	CLEARANCES	VALUE
507	61	\$1,106,784
CLASSIFICATION		OFFENSES
AUTO . . . . .		393
TRUCKS & BUSES . . . . .		28
OTHER VEHICLES . . . . .		86

GRAND TOTALS:	OFFENSES	CLEARANCES	VALUE STOLEN	VALUE RECOVERED
	3,638	690	\$2,159,587	\$1,005,238

1980: OFFENSES KNOWN TO THE POLICE, CLEARANCES AND VALUE OF PROPERTY STOLEN

AGENCY: EAST HAVEN P.D.

POPULATION: 24,978

MURDER		
OFFENSES	CLEARANCES	VALUE
1	1	\$ 0

RAPE		
OFFENSES	CLEARANCES	VALUE
0	0	\$ 0

ROBBERY		
OFFENSES	CLEARANCES	VALUE
16	2	\$7,665
CLASSIFICATION		OFFENSES
HIGHWAY . . . . .		4
COMMERCIAL HOUSE . . . . .		4
CAS & SERVICE STATION . . . . .		2
CHAIN STORE . . . . .		4
RESIDENCE . . . . .		4
BANK . . . . .		2
MISCELLANEOUS . . . . .		2
ARMED . . . . .		11
STRONG-ARM . . . . .		5

AGGRAVATED ASSAULT		
OFFENSES	CLEARANCES	VALUE
21	21	---
CLASSIFICATION		OFFENSES
FIREARM . . . . .		3
KNIFE/CUTTING INSTR. . . . .		4
OTHER DANGEROUS WEAPON . . . . .		2
HANDS, FISTS, FEET, ETC. . . . .		12

BURGLARY		
OFFENSES	CLEARANCES	VALUE
369	52	\$226,545
CLASSIFICATION		OFFENSES
RESIDENCE NIGHT . . . . .		60
RESIDENCE DAY . . . . .		149
RESIDENCE UNKNOWN . . . . .		67
NON-RESIDENCE NIGHT . . . . .		67
NON-RESIDENCE DAY . . . . .		4
NON-RESIDENCE UNKNOWN . . . . .		22
FORCIBLE ENTRY . . . . .		293
UNLAWFUL ENTRY - NO FORCE . . . . .		22
ATTEMPTED FORCIBLE ENTRY . . . . .		54

LARCENY		
OFFENSES	CLEARANCES	VALUE
724	334	\$175,962
CLASSIFICATION		OFFENSES
POCKET-PICKING . . . . .		12
PURSE-SNATCHING . . . . .		189
SHOPLIFTING . . . . .		113
FROM MOTOR VEHICLES . . . . .		118
MOTOR VEHICLES PARTS & ACC. . . . .		36
BICYCLES . . . . .		86
FROM BUILDINGS . . . . .		170
COIN-OP MACHINES . . . . .		181
ALL OTHER . . . . .		292
\$200 & OVER . . . . .		251
\$ 50 TO \$200 . . . . .		
UNDER \$50 . . . . .		

MOTOR VEHICLE THEFT		
OFFENSES	CLEARANCES	VALUE
111	3	\$284,550
CLASSIFICATION		OFFENSES
AUTO . . . . .		74
TRUCKS & BUSES . . . . .		13
OTHER VEHICLES . . . . .		24

	OFFENSES	CLEARANCES	VALUE STOLEN	VALUE RECOVERED
GRAND TOTALS:	1,242	413	\$694,722	\$228,127

1980: OFFENSES KNOWN TO THE POLICE, CLEARANCES AND VALUE OF PROPERTY STOLEN

AGENCY: EAST WINDSOR P.D.\*

POPULATION: 8,944

MURDER		
OFFENSES	CLEARANCES	VALUE
0	0	\$ 0

RAPE		
OFFENSES	CLEARANCES	VALUE
1	1	\$ 0

ROBBERY		
OFFENSES	CLEARANCES	VALUE
4	1	\$566
CLASSIFICATION		OFFENSES
HIGHWAY . . . . .		1
COMMERCIAL HOUSE . . . . .		2
GAS & SERVICE STATION . . . . .		1
CHAIN STORE . . . . .		
RESIDENCE . . . . .		
BANK . . . . .		
MISCELLANEOUS . . . . .		
ARMED . . . . .		3
STRONG-ARM . . . . .		1

AGGRAVATED ASSAULT		
OFFENSES	CLEARANCES	VALUE
3	1	---
CLASSIFICATION		OFFENSES
FIREARM . . . . .		
KNIFE/CUTTING INSTR. . . . .		1
OTHER DANGEROUS WEAPON . . . . .		2
HANDS, FISTS, FEET, ETC. . . . .		

BURGLARY		
OFFENSES	CLEARANCES	VALUE
140	14	\$56,518.98
CLASSIFICATION		OFFENSES
RESIDENCE NIGHT . . . . .		50
RESIDENCE DAY . . . . .		9
RESIDENCE UNKNOWN . . . . .		14
NON-RESIDENCE NIGHT . . . . .		38
NON-RESIDENCE DAY . . . . .		1
NON-RESIDENCE UNKNOWN . . . . .		7
FORCIBLE ENTRY . . . . .		106
UNLAWFUL ENTRY - NO FORCE . . . . .		7
ATTEMPTED FORCIBLE ENTRY . . . . .		27

LARCENY		
OFFENSES	CLEARANCES	VALUE
336	26	\$54,700.88
CLASSIFICATION		OFFENSES
POCKET-PICKING . . . . .		13
PURSE-SNATCHING . . . . .		33
SHOPLIFTING . . . . .		25
FROM MOTOR VEHICLES . . . . .		22
MOTOR VEHICLES PARTS & ACC. . . . .		32
BICYCLES . . . . .		2
FROM BUILDINGS . . . . .		144
COIN-OP MACHINES . . . . .		63
ALL OTHER . . . . .		76
\$200 & OVER . . . . .		132
\$ 50 TO \$200 . . . . .		
UNDER \$50 . . . . .		

MOTOR VEHICLE THEFT		
OFFENSES	CLEARANCES	VALUE
70	8	\$142,176
CLASSIFICATION		OFFENSES
AUTO . . . . .		58
TRUCKS & BUSES . . . . .		2
OTHER VEHICLES . . . . .		10

	OFFENSES	CLEARANCES	VALUE STOLEN	VALUE RECOVERED
GRAND TOTALS:	554	51	\$253,961.86	\$211,381.54

\* Partial Returns submitted.



1980: OFFENSES KNOWN TO THE POLICE, CLEARANCES AND VALUE OF PROPERTY STOLEN

AGENCY: EASTON P.D.

POPULATION: 5,931

MURDER		
OFFENSES	CLEARANCES	VALUE
0	0	\$ 0

RAPE		
OFFENSES	CLEARANCES	VALUE
1	1	\$ 0

ROBBERY		
OFFENSES	CLEARANCES	VALUE
1	1	\$300
CLASSIFICATION		OFFENSES
HIGHWAY		
COMMERCIAL HOUSE		
GAS & SERVICE STATION		
CHAIN STORE		
RESIDENCE		1
BANK		
MISCELLANEOUS		
ARMED		
STRONG-ARM		1

AGGRAVATED ASSAULT		
OFFENSES	CLEARANCES	VALUE
0	0	---
CLASSIFICATION		OFFENSES
FIREARM		
KNIFE, CUTTING INSTR.		
OTHER DANGEROUS WEAPON		
HANDS, FISTS, FEET, ETC.		

BURGLARY		
OFFENSES	CLEARANCES	VALUE
113	21	\$446,638
CLASSIFICATION		OFFENSES
RESIDENCE NIGHT		13
RESIDENCE DAY		73
RESIDENCE UNKNOWN		26
NON-RESIDENCE NIGHT		1
NON-RESIDENCE DAY		
NON-RESIDENCE UNKNOWN		
FORCIBLE ENTRY		84
UNLAWFUL ENTRY - NO FORCE		13
ATTEMPTED FORCIBLE ENTRY		16

LARCENY		
OFFENSES	CLEARANCES	VALUE
82	9	\$21,616
CLASSIFICATION		OFFENSES
POCKET-PICKING		
PURSE-SNATCHING		
SHOPLIFTING		
FROM MOTOR VEHICLES		5
MOTOR VEHICLES PARTS & ACC.		5
BICYCLES		1
FROM BUILDINGS		16
COIN-OP MACHINES		
ALL OTHER		55
\$200 & OVER		26
\$ 50 TO \$200		16
UNDER \$50		40

MOTOR VEHICLE THEFT		
OFFENSES	CLEARANCES	VALUE
3	3	\$14,100
CLASSIFICATION		OFFENSES
AUTO		2
TRUCKS & BUSES		
OTHER VEHICLES		1

	OFFENSES	CLEARANCES	VALUE STOLEN	VALUE RECOVERED
GRAND TOTALS:	200	35	\$482,654	\$24,038

1980: OFFENSES KNOWN TO THE POLICE, CLEARANCES AND VALUE OF PROPERTY STOLEN

AGENCY: ENFIELD P.D.

POPULATION: 42,709

MURDER		
OFFENSES	CLEARANCES	VALUE
1	1	\$ 0

RAPE		
OFFENSES	CLEARANCES	VALUE
5	3	\$ 0

ROBBERY		
OFFENSES	CLEARANCES	VALUE
22	12	\$22,982
CLASSIFICATION		OFFENSES
HIGHWAY		3
COMMERCIAL HOUSE		4
GAS & SERVICE STATION		1
CHAIN STORE		4
RESIDENCE		
BANK		2
MISCELLANEOUS		8
ARMED		16
STRONG-ARM		6

AGGRAVATED ASSAULT		
OFFENSES	CLEARANCES	VALUE
105	78	---
CLASSIFICATION		OFFENSES
FIREARM		1
KNIFE, CUTTING INSTR.		18
OTHER DANGEROUS WEAPON		14
HANDS, FISTS, FEET, ETC.		72

BURGLARY		
OFFENSES	CLEARANCES	VALUE
722	111	\$359,306
CLASSIFICATION		OFFENSES
RESIDENCE NIGHT		250
RESIDENCE DAY		138
RESIDENCE UNKNOWN		137
NON-RESIDENCE NIGHT		137
NON-RESIDENCE DAY		15
NON-RESIDENCE UNKNOWN		45
FORCIBLE ENTRY		465
UNLAWFUL ENTRY - NO FORCE		186
ATTEMPTED FORCIBLE ENTRY		71

LARCENY		
OFFENSES	CLEARANCES	VALUE
1,428	372	\$246,656.33
CLASSIFICATION		OFFENSES
POCKET-PICKING		12
PURSE-SNATCHING		4
SHOPLIFTING		288
FROM MOTOR VEHICLES		97
MOTOR VEHICLES PARTS & ACC.		338
BICYCLES		233
FROM BUILDINGS		42
COIN-OP MACHINES		6
ALL OTHER		408
\$200 & OVER		287
\$ 50 TO \$200		546
UNDER \$50		595

MOTOR VEHICLE THEFT		
OFFENSES	CLEARANCES	VALUE
303	30	\$489,605
CLASSIFICATION		OFFENSES
AUTO		242
TRUCKS & BUSES		35
OTHER VEHICLES		26

	OFFENSES	CLEARANCES	VALUE STOLEN	VALUE RECOVERED
GRAND TOTALS:	2,586	607	\$1,118,549.33	\$318,120.73

1980: OFFENSES KNOWN TO THE POLICE, CLEARANCES AND VALUE OF PROPERTY STOLEN

AGENCY: FAIRFIELD P.D.

POPULATION: 54,699

1980: OFFENSES KNOWN TO THE POLICE, CLEARANCES AND VALUE OF PROPERTY STOLEN

AGENCY: FARMINGTON P.D.

POPULATION: 16,410

MURDER		
OFFENSES	CLEARANCES	VALUE
2	1	\$80

RAPE		
OFFENSES	CLEARANCES	VALUE
3	1	\$ 0

MURDER		
OFFENSES	CLEARANCES	VALUE
0	0	\$ 0

RAPE		
OFFENSES	CLEARANCES	VALUE
0	0	\$ 0

ROBBERY		
OFFENSES	CLEARANCES	VALUE
34	11	\$13,437
CLASSIFICATION		OFFENSES
HIGHWAY		14
COMMERCIAL HOUSE		7
GAS & SERVICE STATION		4
CHAIN STORE		5
RESIDENCE		4
BANK		
MISCELLANEOUS		
ARMED		23
STRONG-ARM		11

AGGRAVATED ASSAULT		
OFFENSES	CLEARANCES	VALUE
15	15	---
CLASSIFICATION		OFFENSES
FIREARM		
KNIFE, CUTTING INSTR.		3
OTHER DANGEROUS WEAPON		
HANDS, FISTS, FEET, ETC.		12

ROBBERY		
OFFENSES	CLEARANCES	VALUE
7	0	\$3,675
CLASSIFICATION		OFFENSES
HIGHWAY		
COMMERCIAL HOUSE		1
GAS & SERVICE STATION		1
CHAIN STORE		2
RESIDENCE		
BANK		
MISCELLANEOUS		3
ARMED		3
STRONG-ARM		4

AGGRAVATED ASSAULT		
OFFENSES	CLEARANCES	VALUE
27	12	---
CLASSIFICATION		OFFENSES
FIREARM		1
KNIFE, CUTTING INSTR.		1
OTHER DANGEROUS WEAPON		1
HANDS, FISTS, FEET, ETC.		24

LARCENY		
OFFENSES	CLEARANCES	VALUE
1,554	477	\$521,350
CLASSIFICATION		OFFENSES
POCKET-PICKING		4
PURSE-SNATCHING		8
SHOPLIFTING		323
FROM MOTOR VEHICLES		188
MOTOR VEHICLES PARTS & ACC.		217
BICYCLES		253
FROM BUILDINGS		291
COIN-OP MACHINES		3
ALL OTHER		267
\$200 & OVER		464
\$ 50 TO \$200		552
UNDER \$50		538

BURGLARY		
OFFENSES	CLEARANCES	VALUE
957	97	\$839,047
CLASSIFICATION		OFFENSES
RESIDENCE NIGHT		151
RESIDENCE DAY		308
RESIDENCE UNKNOWN		169
NON-RESIDENCE NIGHT		189
NON-RESIDENCE DAY		44
NON-RESIDENCE UNKNOWN		96
FORCIBLE ENTRY		549
UNLAWFUL ENTRY - NO FORCE		288
ATTEMPTED FORCIBLE ENTRY		120

LARCENY		
OFFENSES	CLEARANCES	VALUE
590	160	\$163,467
CLASSIFICATION		OFFENSES
POCKET-PICKING		13
PURSE-SNATCHING		3
SHOPLIFTING		149
FROM MOTOR VEHICLES		81
MOTOR VEHICLES PARTS & ACC.		58
BICYCLES		41
FROM BUILDINGS		136
COIN-OP MACHINES		1
ALL OTHER		108
\$200 & OVER		167
\$ 50 TO \$200		182
UNDER \$50		241

BURGLARY		
OFFENSES	CLEARANCES	VALUE
176	25	\$281,697
CLASSIFICATION		OFFENSES
RESIDENCE NIGHT		41
RESIDENCE DAY		46
RESIDENCE UNKNOWN		26
NON-RESIDENCE NIGHT		26
NON-RESIDENCE DAY		21
NON-RESIDENCE UNKNOWN		16
FORCIBLE ENTRY		125
UNLAWFUL ENTRY - NO FORCE		29
ATTEMPTED FORCIBLE ENTRY		22

MOTOR VEHICLE THEFT		
OFFENSES	CLEARANCES	VALUE
240	9	\$731,953
CLASSIFICATION		OFFENSES
AUTO		219
TRUCKS & BUSES		9
OTHER VEHICLES		12

MOTOR VEHICLE THEFT		
OFFENSES	CLEARANCES	VALUE
94	7	\$312,365
CLASSIFICATION		OFFENSES
AUTO		76
TRUCKS & BUSES		4
OTHER VEHICLES		14

	OFFENSES	CLEARANCES	VALUE STOLEN	VALUE RECOVERED
GRAND TOTALS:	2,805	611	\$2,105,867	\$642,582

	OFFENSES	CLEARANCES	VALUE STOLEN	VALUE RECOVERED
GRAND TOTALS:	894	204	\$761,204	\$187,739

1980: OFFENSES KNOWN TO THE POLICE, CLEARANCES AND VALUE OF PROPERTY STOLEN

AGENCY: GLASTONBURY P.D.

POPULATION: 24,276

MURDER		
OFFENSES	CLEARANCES	VALUE
1	0	\$ 0

RAPE		
OFFENSES	CLEARANCES	VALUE
2	1	\$ 0

ROBBERY		
OFFENSES	CLEARANCES	VALUE
9	3	\$1,775
CLASSIFICATION		OFFENSES
HIGHWAY		3
COMMERCIAL HOUSE		2
GAS & SERVICE STATION		1
CHAIN STORE		1
RESIDENCE		1
BANK		2
MISCELLANEOUS		2
ARMED		6
STRONG-ARM		3

AGGRAVATED ASSAULT		
OFFENSES	CLEARANCES	VALUE
30	22	---
CLASSIFICATION		OFFENSES
FIREARM		1
KNIFE, CUTTING INSTR.		1
OTHER DANGEROUS WEAPON		4
HANDS, FISTS, FEET, ETC.		24

LARCENY		
OFFENSES	CLEARANCES	VALUE
575	80	\$128,006.18
CLASSIFICATION		OFFENSES
POCKET-PICKING		2
PURSE-SNATCHING		1
SHOPLIFTING		45
FROM MOTOR VEHICLES		101
MOTOR VEHICLES PARTS & ACC.		53
BICYCLES		74
FROM BUILDINGS		91
COIN-OP MACHINES		8
ALL OTHER		200
\$200 & OVER		110
\$ 50 TO \$200		179
UNDER \$50		286

BURGLARY		
OFFENSES	CLEARANCES	VALUE
247	23	\$289,278.66
CLASSIFICATION		OFFENSES
RESIDENCE NIGHT		21
RESIDENCE DAY		46
RESIDENCE UNKNOWN		78
NON-RESIDENCE NIGHT		30
NON-RESIDENCE DAY		14
NON-RESIDENCE UNKNOWN		58
FORCIBLE ENTRY		160
UNLAWFUL ENTRY - NO FORCE		70
ATTEMPTED FORCIBLE ENTRY		17

MOTOR VEHICLE THEFT		
OFFENSES	CLEARANCES	VALUE
53	11	\$94,896
CLASSIFICATION		OFFENSES
AUTO		29
TRUCKS & BUSES		3
OTHER VEHICLES		21

	OFFENSES	CLEARANCES	VALUE STOLEN	VALUE RECOVERED
GRAND TOTALS:	917	140	\$513,955.84	\$66,089.32

1980: OFFENSES KNOWN TO THE POLICE, CLEARANCES AND VALUE OF PROPERTY STOLEN

AGENCY: GRANBY P.D.\*

POPULATION: 7,935

MURDER		
OFFENSES	CLEARANCES	VALUE
0	0	\$ 0

RAPE		
OFFENSES	CLEARANCES	VALUE
0	0	\$ 0

ROBBERY		
OFFENSES	CLEARANCES	VALUE
0	0	\$ 0
CLASSIFICATION		OFFENSES
HIGHWAY		
COMMERCIAL HOUSE		
GAS & SERVICE STATION		
CHAIN STORE		
RESIDENCE		
BANK		
MISCELLANEOUS		
ARMED		
STRONG-ARM		

AGGRAVATED ASSAULT		
OFFENSES	CLEARANCES	VALUE
1	1	---
CLASSIFICATION		OFFENSES
FIREARM		
KNIFE, CUTTING INSTR.		1
OTHER DANGEROUS WEAPON		
HANDS, FISTS, FEET, ETC.		

LARCENY		
OFFENSES	CLEARANCES	VALUE
38	5	\$10,011
CLASSIFICATION		OFFENSES
POCKET-PICKING		
PURSE-SNATCHING		
SHOPLIFTING		1
FROM MOTOR VEHICLES		4
MOTOR VEHICLES PARTS & ACC.		6
BICYCLES		3
FROM BUILDINGS		6
COIN-OP MACHINES		
ALL OTHER		18
\$200 & OVER		14
\$ 50 TO \$200		17
UNDER \$50		7

BURGLARY		
OFFENSES	CLEARANCES	VALUE
30	5	\$15,882.94
CLASSIFICATION		OFFENSES
RESIDENCE NIGHT		2
RESIDENCE DAY		15
RESIDENCE UNKNOWN		1
NON-RESIDENCE NIGHT		9
NON-RESIDENCE DAY		1
NON-RESIDENCE UNKNOWN		2
FORCIBLE ENTRY		17
UNLAWFUL ENTRY - NO FORCE		12
ATTEMPTED FORCIBLE ENTRY		1

MOTOR VEHICLE THEFT		
OFFENSES	CLEARANCES	VALUE
4	3	\$12,800
CLASSIFICATION		OFFENSES
AUTO		2
TRUCKS & BUSES		1
OTHER VEHICLES		1

	OFFENSES	CLEARANCES	VALUE STOLEN	VALUE RECOVERED
GRAND TOTALS:	73	14	\$38,693.94	\$7,733.22

\* UCR Returns submitted for June through December only.

1980: OFFENSES KNOWN TO THE POLICE, CLEARANCES AND VALUE OF PROPERTY STOLEN

AGENCY: GREENWICH P.D.

POPULATION: 58,677

MURDER		
OFFENSES	CLEARANCES	VALUE
0	0	\$ 0

RAPE		
OFFENSES	CLEARANCES	VALUE
2	0	\$ 0

ROBBERY		
OFFENSES	CLEARANCES	VALUE
27	7	\$63,408.68
CLASSIFICATION		OFFENSES
HIGHWAY . . . . .		13
COMMERCIAL HOUSE . . . . .		1
GAS & SERVICE STATION . . . . .		2
CHAIN STORE . . . . .		
RESIDENCE . . . . .		9
BANK . . . . .		1
MISCELLANEOUS . . . . .		1
ARMED . . . . .		12
STRONG-ARM . . . . .		15

AGGRAVATED ASSAULT		
OFFENSES	CLEARANCES	VALUE
41	31	---
CLASSIFICATION		OFFENSES
FIREARM . . . . .		8
KNIFE, CUTTING INSTR. . . . .		11
OTHER DANGEROUS WEAPON . . . . .		22

BURGLARY		
OFFENSES	CLEARANCES	VALUE
692	163	\$2,597,650.30
CLASSIFICATION		OFFENSES
RESIDENCE NIGHT . . . . .		99
RESIDENCE DAY . . . . .		284
RESIDENCE UNKNOWN . . . . .		175
NON-RESIDENCE NIGHT . . . . .		106
NON-RESIDENCE DAY . . . . .		9
NON-RESIDENCE UNKNOWN . . . . .		19
FORCIBLE ENTRY . . . . .		468
UNLAWFUL ENTRY - NO FORCE . . . . .		149
ATTEMPTED FORCIBLE ENTRY . . . . .		75

LARCENY		
OFFENSES	CLEARANCES	VALUE
1,445	181	\$745,073.33
CLASSIFICATION		OFFENSES
POCKET-PICKING . . . . .		7
PURSE-SNATCHING . . . . .		87
FROM MOTOR VEHICLES . . . . .		173
MOTOR VEHICLES PARTS & ACC. . . . .		260
BICYCLES . . . . .		204
FROM BUILDINGS . . . . .		405
COIN-OP MACHINES . . . . .		15
ALL OTHER . . . . .		294
\$200 & OVER . . . . .		530
\$ 50 TO \$200 . . . . .		473
UNDER \$50 . . . . .		442

MOTOR VEHICLE THEFT		
OFFENSES	CLEARANCES	VALUE
214	39	\$632,060
CLASSIFICATION		OFFENSES
AUTO . . . . .		183
TRUCKS & BUSES . . . . .		7
OTHER VEHICLES . . . . .		24

GRAND TOTALS:	OFFENSES	CLEARANCES	VALUE STOLEN	VALUE RECOVERED
	2,421	421	\$4,038,192.33	\$563,903.92

1980: OFFENSES KNOWN TO THE POLICE, CLEARANCES AND VALUE OF PROPERTY STOLEN

AGENCY: GROTON CITY P.D.

POPULATION: 10,091

MURDER		
OFFENSES	CLEARANCES	VALUE
0	0	\$ 0

RAPE		
OFFENSES	CLEARANCES	VALUE
3	2	\$ 0

ROBBERY		
OFFENSES	CLEARANCES	VALUE
1	0	\$23
CLASSIFICATION		OFFENSES
HIGHWAY . . . . .		1
COMMERCIAL HOUSE . . . . .		
GAS & SERVICE STATION . . . . .		
CHAIN STORE . . . . .		
RESIDENCE . . . . .		
BANK . . . . .		
MISCELLANEOUS . . . . .		
ARMED . . . . .		1
STRONG-ARM . . . . .		

AGGRAVATED ASSAULT		
OFFENSES	CLEARANCES	VALUE
12	9	---
CLASSIFICATION		OFFENSES
FIREARM . . . . .		2
KNIFE, CUTTING INSTR. . . . .		3
OTHER DANGEROUS WEAPON . . . . .		5
HANDS, FISTS, FEET, ETC. . . . .		2

BURGLARY		
OFFENSES	CLEARANCES	VALUE
124	37	\$21,459
CLASSIFICATION		OFFENSES
RESIDENCE NIGHT . . . . .		39
RESIDENCE DAY . . . . .		35
RESIDENCE UNKNOWN . . . . .		27
NON-RESIDENCE NIGHT . . . . .		20
NON-RESIDENCE DAY . . . . .		1
NON-RESIDENCE UNKNOWN . . . . .		2
FORCIBLE ENTRY . . . . .		45
UNLAWFUL ENTRY - NO FORCE . . . . .		44
ATTEMPTED FORCIBLE ENTRY . . . . .		35

LARCENY		
OFFENSES	CLEARANCES	VALUE
384	60	\$57,061
CLASSIFICATION		OFFENSES
POCKET-PICKING . . . . .		8
PURSE-SNATCHING . . . . .		94
FROM MOTOR VEHICLES . . . . .		80
MOTOR VEHICLES PARTS & ACC. . . . .		61
BICYCLES . . . . .		54
FROM BUILDINGS . . . . .		5
COIN-OP MACHINES . . . . .		82
ALL OTHER . . . . .		
\$200 & OVER . . . . .		64
\$ 50 TO \$200 . . . . .		142
UNDER \$50 . . . . .		178

MOTOR VEHICLE THEFT		
OFFENSES	CLEARANCES	VALUE
58	26	\$65,700
CLASSIFICATION		OFFENSES
AUTO . . . . .		37
TRUCKS & BUSES . . . . .		4
OTHER VEHICLES . . . . .		17

GRAND TOTALS:	OFFENSES	CLEARANCES	VALUE STOLEN	VALUE RECOVERED
	582	134	\$144,243	\$61,878

1980: OFFENSES KNOWN TO THE POLICE, CLEARANCES AND VALUE OF PROPERTY STOLEN

AGENCY: GROTON LONG POINT P.D.

POPULATION: 827

MURDER		
OFFENSES	CLEARANCES	VALUE
0	0	\$ 0

RAPE		
OFFENSES	CLEARANCES	VALUE
0	0	\$ 0

ROBBERY		
OFFENSES	CLEARANCES	VALUE
0	0	\$ 0
CLASSIFICATION		OFFENSES
HIGHWAY		
COMMERCIAL HOUSE		
GAS & SERVICE STATION		
CHAIN STORE		
RESIDENCE		
BANK		
MISCELLANEOUS		
ARMED		
STRONG-ARM		

AGGRAVATED ASSAULT		
OFFENSES	CLEARANCES	VALUE
0	0	---
CLASSIFICATION		OFFENSES
FIREARM		
KNIFE, CUTTING INSTR.		
OTHER DANGEROUS WEAPON		
HANDS, FISTS, FEET, ETC.		

BURGLARY		
OFFENSES	CLEARANCES	VALUE
0	0	\$ 0
CLASSIFICATION		OFFENSES
RESIDENCE NIGHT		
RESIDENCE DAY		
RESIDENCE UNKNOWN		
NON-RESIDENCE NIGHT		
NON-RESIDENCE DAY		
NON-RESIDENCE UNKNOWN		
FORCIBLE ENTRY		
UNLAWFUL ENTRY - NO FORCE		
ATTEMPTED FORCIBLE ENTRY		

LARCENY		
OFFENSES	CLEARANCES	VALUE
5	0	\$835
CLASSIFICATION		OFFENSES
POCKET-PICKING		
PURSE-SNATCHING		
SHOPLIFTING		
FROM MOTOR VEHICLES		1
MOTOR VEHICLES PARTS & ACC.		
BICYCLES		1
FROM BUILDINGS		1
COIN-OP MACHINES		
ALL OTHER		2
\$200 & OVER		2
\$ 50 TO \$200		2
UNDER \$50		1

MOTOR VEHICLE THEFT		
OFFENSES	CLEARANCES	VALUE
0	0	\$ 0
CLASSIFICATION		OFFENSES
AUTO		
TRUCKS & BUSES		
OTHER VEHICLES		

GRAND TOTALS:	OFFENSES	CLEARANCES	VALUE STOLEN	VALUE RECOVERED
	5	0	\$835	\$400

1980: OFFENSES KNOWN TO THE POLICE, CLEARANCES AND VALUE OF PROPERTY STOLEN

AGENCY: GROTON TOWN P.D.

POPULATION: 40,995

MURDER		
OFFENSES	CLEARANCES	VALUE
0	0	\$ 0

RAPE		
OFFENSES	CLEARANCES	VALUE
16	12	\$ 0

ROBBERY		
OFFENSES	CLEARANCES	VALUE
13	8	\$1,299
CLASSIFICATION		OFFENSES
HIGHWAY		7
COMMERCIAL HOUSE		
GAS & SERVICE STATION		1
CHAIN STORE		5
RESIDENCE		
BANK		
MISCELLANEOUS		
ARMED		6
STRONG-ARM		7

AGGRAVATED ASSAULT		
OFFENSES	CLEARANCES	VALUE
69	51	---
CLASSIFICATION		OFFENSES
FIREARM		2
KNIFE, CUTTING INSTR.		3
OTHER DANGEROUS WEAPON		7
HANDS, FISTS, FEET, ETC.		57

BURGLARY		
OFFENSES	CLEARANCES	VALUE
254	64	\$97,782
CLASSIFICATION		OFFENSES
RESIDENCE NIGHT		29
RESIDENCE DAY		37
RESIDENCE UNKNOWN		126
NON-RESIDENCE NIGHT		7
NON-RESIDENCE DAY		
NON-RESIDENCE UNKNOWN		55
FORCIBLE ENTRY		155
UNLAWFUL ENTRY - NO FORCE		45
ATTEMPTED FORCIBLE ENTRY		54

LARCENY		
OFFENSES	CLEARANCES	VALUE
1,064	304	\$321,439
CLASSIFICATION		OFFENSES
POCKET-PICKING		
PURSE-SNATCHING		6
SHOPLIFTING		123
FROM MOTOR VEHICLES		188
MOTOR VEHICLES PARTS & ACC.		69
BICYCLES		153
FROM BUILDINGS		330
COIN-OP MACHINES		4
ALL OTHER		191
\$200 & OVER		276
\$ 50 TO \$200		449
UNDER \$50		339

MOTOR VEHICLE THEFT		
OFFENSES	CLEARANCES	VALUE
99	3	\$198,305
CLASSIFICATION		OFFENSES
AUTO		52
TRUCKS & BUSES		9
OTHER VEHICLES		38

GRAND TOTALS:	OFFENSES	CLEARANCES	VALUE STOLEN	VALUE RECOVERED
	1,515	442	\$618,825	\$155,975

1980: OFFENSES KNOWN TO THE POLICE, CLEARANCES AND VALUE OF PROPERTY STOLEN

AGENCY: GUILFORD P.D.

POPULATION: 17,729

MURDER		
OFFENSES	CLEARANCES	VALUE
0	0	\$ 0

RAPE		
OFFENSES	CLEARANCES	VALUE
3	1	\$ 0

ROBBERY		
OFFENSES	CLEARANCES	VALUE
4	0	\$1,850
CLASSIFICATION		OFFENSES
HIGHWAY . . . . .		1
COMMERCIAL HOUSE . . . . .		
GAS & SERVICE STATION . . . . .		1
CHAIN STORE . . . . .		1
RESIDENCE . . . . .		
BANK . . . . .		1
MISCELLANEOUS . . . . .		
ARMED . . . . .		4
STRONG-ARM . . . . .		

AGGRAVATED ASSAULT		
OFFENSES	CLEARANCES	VALUE
45	35	---
CLASSIFICATION		OFFENSES
FIREARM . . . . .		1
KNIFE, CUTTING INSTR. . . . .		4
OTHER DANGEROUS WEAPON . . . . .		10
HANDS, FISTS, FEET, ETC. . . . .		30

BURGLARY		
OFFENSES	CLEARANCES	VALUE
300	55	\$481,629
CLASSIFICATION		OFFENSES
RESIDENCE NIGHT . . . . .		56
RESIDENCE DAY . . . . .		142
RESIDENCE UNKNOWN . . . . .		49
NON-RESIDENCE NIGHT . . . . .		44
NON-RESIDENCE DAY . . . . .		1
NON-RESIDENCE UNKNOWN . . . . .		8
FORCIBLE ENTRY . . . . .		216
UNLAWFUL ENTRY - NO FORCE . . . . .		44
ATTEMPTED FORCIBLE ENTRY . . . . .		40

LARCENY		
OFFENSES	CLEARANCES	VALUE
591	90	\$215,198
CLASSIFICATION		OFFENSES
POCKET-PICKING . . . . .		
PURSE-SNATCHING . . . . .		
SHOPLIFTING . . . . .		59
FROM MOTOR VEHICLES . . . . .		69
MOTOR VEHICLES PARTS & ACC. . . . .		45
BICYCLES . . . . .		61
FROM BUILDINGS . . . . .		85
COIN-OP MACHINES . . . . .		2
ALL OTHER . . . . .		270
\$200 & OVER . . . . .		175
\$ 50 TO \$200 . . . . .		177
UNDER \$50 . . . . .		239

MOTOR VEHICLE THEFT		
OFFENSES	CLEARANCES	VALUE
63	7	\$142,450
CLASSIFICATION		OFFENSES
AUTO . . . . .		47
TRUCKS & BUSES . . . . .		11
OTHER VEHICLES . . . . .		5

	OFFENSES	CLEARANCES	VALUE STOLEN	VALUE RECOVERED
GRAND TOTALS:	1,006	183	\$841,127	\$212,850

1980: OFFENSES KNOWN TO THE POLICE, CLEARANCES AND VALUE OF PROPERTY STOLEN

AGENCY: HAMDEN P.D.

POPULATION: 51,015

MURDER		
OFFENSES	CLEARANCES	VALUE
0	0	\$ 0

RAPE		
OFFENSES	CLEARANCES	VALUE
8	1	\$ 0

ROBBERY		
OFFENSES	CLEARANCES	VALUE
65	17	\$101,843.10
CLASSIFICATION		OFFENSES
HIGHWAY . . . . .		37
COMMERCIAL HOUSE . . . . .		7
GAS & SERVICE STATION . . . . .		5
CHAIN STORE . . . . .		6
RESIDENCE . . . . .		5
BANK . . . . .		
MISCELLANEOUS . . . . .		5
ARMED . . . . .		26
STRONG-ARM . . . . .		39

AGGRAVATED ASSAULT		
OFFENSES	CLEARANCES	VALUE
32	10	---
CLASSIFICATION		OFFENSES
FIREARM . . . . .		1
KNIFE, CUTTING INSTR. . . . .		2
OTHER DANGEROUS WEAPON . . . . .		6
HANDS, FISTS, FEET, ETC. . . . .		23

BURGLARY		
OFFENSES	CLEARANCES	VALUE
603	46	\$327,967.66
CLASSIFICATION		OFFENSES
RESIDENCE NIGHT . . . . .		141
RESIDENCE DAY . . . . .		188
RESIDENCE UNKNOWN . . . . .		76
NON-RESIDENCE NIGHT . . . . .		134
NON-RESIDENCE DAY . . . . .		14
NON-RESIDENCE UNKNOWN . . . . .		50
FORCIBLE ENTRY . . . . .		478
UNLAWFUL ENTRY - NO FORCE . . . . .		67
ATTEMPTED FORCIBLE ENTRY . . . . .		58

LARCENY		
OFFENSES	CLEARANCES	VALUE
1,152	341	\$280,229.26
CLASSIFICATION		OFFENSES
POCKET-PICKING . . . . .		
PURSE-SNATCHING . . . . .		
SHOPLIFTING . . . . .		306
FROM MOTOR VEHICLES . . . . .		126
MOTOR VEHICLES PARTS & ACC. . . . .		206
BICYCLES . . . . .		166
FROM BUILDINGS . . . . .		203
COIN-OP MACHINES . . . . .		1
ALL OTHER . . . . .		144
\$200 & OVER . . . . .		303
\$ 50 TO \$200 . . . . .		444
UNDER \$50 . . . . .		405

MOTOR VEHICLE THEFT		
OFFENSES	CLEARANCES	VALUE
250	9	\$473,786
CLASSIFICATION		OFFENSES
AUTO . . . . .		204
TRUCKS & BUSES . . . . .		6
OTHER VEHICLES . . . . .		40

	OFFENSES	CLEARANCES	VALUE STOLEN	VALUE RECOVERED
GRAND TOTALS:	2,110	424	\$1,183,826.02	\$325,181

1980: OFFENSES KNOWN TO THE POLICE, CLEARANCES AND VALUE OF PROPERTY STOLEN

AGENCY: HARTFORD P.D.\*

POPULATION: 136,320

MURDER		
OFFENSES	CLEARANCES	VALUE
46	43	

RAPE		
OFFENSES	CLEARANCES	VALUE
119	56	

ROBBERY		
OFFENSES	CLEARANCES	VALUE
2,061	350	
CLASSIFICATION		OFFENSES
HIGHWAY . . . . .		1,575
COMMERCIAL HOUSE . . . . .		175
GAS & SERVICE STATION . . . . .		16
CHAIN STORE . . . . .		
RESIDENCE . . . . .		180
BANK . . . . .		1
MISCELLANEOUS . . . . .		114
ARMED . . . . .		839
STRONG-ARM . . . . .		1,222

AGGRAVATED ASSAULT		
OFFENSES	CLEARANCES	VALUE
1,174	616	---
CLASSIFICATION		OFFENSES
FIREARM . . . . .		173
KNIFE, CUTTING INSTR. . . . .		319
OTHER DANGEROUS WEAPON . . . . .		480
HANDS, FISTS, FEET, ETC. . . . .		202

BURGLARY		
OFFENSES	CLEARANCES	VALUE
6,056	546	
CLASSIFICATION		OFFENSES
RESIDENCE NIGHT . . . . .		1,515
RESIDENCE DAY . . . . .		3,142
RESIDENCE UNKNOWN . . . . .		
NON-RESIDENCE NIGHT . . . . .		1,150
NON-RESIDENCE DAY . . . . .		249
NON-RESIDENCE UNKNOWN . . . . .		
FORCIBLE ENTRY . . . . .		5,523
UNLAWFUL ENTRY - NO FORCE . . . . .		
ATTEMPTED FORCIBLE ENTRY . . . . .		533

LARCENY		
OFFENSES	CLEARANCES	VALUE
9,109	1,280	
CLASSIFICATION		OFFENSES
POCKET-PICKING . . . . .		306
PURSE-SNATCHING . . . . .		483
SHOPLIFTING . . . . .		1,040
FROM MOTOR VEHICLES . . . . .		3,142
MOTOR VEHICLES PARTS & ACC. . . . .		1,250
BICYCLES . . . . .		530
FROM BUILDINGS . . . . .		1,937
COIN-OP MACHINES . . . . .		49
ALL OTHER . . . . .		282
\$200 & OVER . . . . .		2,335
\$ 50 TO \$200 . . . . .		2,980
UNDER \$50 . . . . .		3,704

MOTOR VEHICLE THEFT		
OFFENSES	CLEARANCES	VALUE
5,173	338	
CLASSIFICATION		OFFENSES
AUTO . . . . .		4,763
TRUCKS & BUSES . . . . .		226
OTHER VEHICLES . . . . .		184

	OFFENSES	CLEARANCES	VALUE STOLEN	VALUE RECOVERED
GRAND TOTALS:	23,648	3,229		

\*The above figures do not reflect dollar values, as this data was not submitted for 1980.

1980: OFFENSES KNOWN TO THE POLICE, CLEARANCES AND VALUE OF PROPERTY STOLEN

AGENCY: JEWETT CITY P.D.

POPULATION: 3,290

MURDER		
OFFENSES	CLEARANCES	VALUE
0	0	\$ 0

RAPE		
OFFENSES	CLEARANCES	VALUE
1	1	\$ 0

ROBBERY		
OFFENSES	CLEARANCES	VALUE
0	0	\$ 0
CLASSIFICATION		OFFENSES
HIGHWAY . . . . .		
COMMERCIAL HOUSE . . . . .		
GAS & SERVICE STATION . . . . .		
CHAIN STORE . . . . .		
RESIDENCE . . . . .		
BANK . . . . .		
MISCELLANEOUS . . . . .		
ARMED . . . . .		
STRONG-ARM . . . . .		

AGGRAVATED ASSAULT		
OFFENSES	CLEARANCES	VALUE
1	0	---
CLASSIFICATION		OFFENSES
FIREARM . . . . .		
KNIFE, CUTTING INSTR. . . . .		1
OTHER DANGEROUS WEAPON . . . . .		
HANDS, FISTS, FEET, ETC. . . . .		

BURGLARY		
OFFENSES	CLEARANCES	VALUE
25	5	\$1,157.80
CLASSIFICATION		OFFENSES
RESIDENCE NIGHT . . . . .		3
RESIDENCE DAY . . . . .		4
RESIDENCE UNKNOWN . . . . .		3
NON-RESIDENCE NIGHT . . . . .		11
NON-RESIDENCE DAY . . . . .		1
NON-RESIDENCE UNKNOWN . . . . .		3
FORCIBLE ENTRY . . . . .		15
UNLAWFUL ENTRY - NO FORCE . . . . .		8
ATTEMPTED FORCIBLE ENTRY . . . . .		2

LARCENY		
OFFENSES	CLEARANCES	VALUE
47	4	\$6,158.43
CLASSIFICATION		OFFENSES
POCKET-PICKING . . . . .		1
PURSE-SNATCHING . . . . .		
SHOPLIFTING . . . . .		12
FROM MOTOR VEHICLES . . . . .		
MOTOR VEHICLES PARTS & ACC. . . . .		9
BICYCLES . . . . .		10
FROM BUILDINGS . . . . .		2
COIN-OP MACHINES . . . . .		13
ALL OTHER . . . . .		
\$200 & OVER . . . . .		12
\$ 50 TO \$200 . . . . .		22
UNDER \$50 . . . . .		13

MOTOR VEHICLE THEFT		
OFFENSES	CLEARANCES	VALUE
4	2	\$6,695
CLASSIFICATION		OFFENSES
AUTO . . . . .		2
TRUCKS & BUSES . . . . .		
OTHER VEHICLES . . . . .		2

	OFFENSES	CLEARANCES	VALUE STOLEN	VALUE RECOVERED
GRAND TOTALS:	78	12	\$14,011.23	\$2,420

1980: OFFENSES KNOWN TO THE POLICE, CLEARANCES AND VALUE OF PROPERTY STOLEN

AGENCY: MADISON P.D.

POPULATION: 13,925

MURDER		
OFFENSES	CLEARANCES	VALUE
0	0	\$ 0

RAPE		
OFFENSES	CLEARANCES	VALUE
1	1	\$ 0

ROBBERY		
OFFENSES	CLEARANCES	VALUE
0	0	\$ 0
CLASSIFICATION		OFFENSES
HIGHWAY . . . . .		
COMMERCIAL HOUSE . . . . .		
GAS & SERVICE STATION . . . . .		
CHAIN STORE . . . . .		
RESIDENCE . . . . .		
BANK . . . . .		
MISCELLANEOUS . . . . .		
ARMED . . . . .		
STRONG-ARM . . . . .		

AGGRAVATED ASSAULT		
OFFENSES	CLEARANCES	VALUE
14	4	---
CLASSIFICATION		OFFENSES
FIREARM . . . . .		
KNIFE, CUTTING INSTR. . . . .		2
OTHER DANGEROUS WEAPON . . . . .		1
HANDS, FISTS, FEET, ETC. . . . .		11

BURGLARY		
OFFENSES	CLEARANCES	VALUE
284	19	\$451,534
CLASSIFICATION		OFFENSES
RESIDENCE NIGHT . . . . .		67
RESIDENCE DAY . . . . .		98
RESIDENCE UNKNOWN . . . . .		77
NON-RESIDENCE NIGHT . . . . .		23
NON-RESIDENCE DAY . . . . .		10
NON-RESIDENCE UNKNOWN . . . . .		9
FORCIBLE ENTRY . . . . .		238
UNLAWFUL ENTRY - NO FORCE . . . . .		6
ATTEMPTED FORCIBLE ENTRY . . . . .		40

LARCENY		
OFFENSES	CLEARANCES	VALUE
323	65	\$86,630
CLASSIFICATION		OFFENSES
POCKET-PICKING . . . . .		
PURSE-SNATCHING . . . . .		
SHOPLIFTING . . . . .		5
FROM MOTOR VEHICLES . . . . .		50
MOTOR VEHICLES PARTS & ACC. . . . .		51
BICYCLES . . . . .		55
FROM BUILDINGS . . . . .		46
COIN-OP MACHINES . . . . .		25
ALL OTHER . . . . .		91
\$200 & OVER . . . . .		115
\$ 50 TO \$200 . . . . .		112
UNDER \$50 . . . . .		96

MOTOR VEHICLE THEFT		
OFFENSES	CLEARANCES	VALUE
16	1	\$18,400
CLASSIFICATION		OFFENSES
AUTO . . . . .		11
TRUCKS & BUSES . . . . .		1
OTHER VEHICLES . . . . .		4

	OFFENSES	CLEARANCES	VALUE STOLEN	VALUE RECOVERED
GRAND TOTALS:	638	90	\$556,564	\$108,992

1980: OFFENSES KNOWN TO THE POLICE, CLEARANCES AND VALUE OF PROPERTY STOLEN

AGENCY: MANCHESTER P.D.\*

POPULATION: 49,802

MURDER		
OFFENSES	CLEARANCES	VALUE

RAPE		
OFFENSES	CLEARANCES	VALUE
27	7	

ROBBERY		
OFFENSES	CLEARANCES	VALUE
51	10	
CLASSIFICATION		OFFENSES
HIGHWAY . . . . .		
COMMERCIAL HOUSE . . . . .		
GAS & SERVICE STATION . . . . .		
CHAIN STORE . . . . .		
RESIDENCE . . . . .		
BANK . . . . .		
MISCELLANEOUS . . . . .		
ARMED . . . . .		30
STRONG-ARM . . . . .		21

AGGRAVATED ASSAULT		
OFFENSES	CLEARANCES	VALUE
109	43	---
CLASSIFICATION		OFFENSES
FIREARM . . . . .		3
KNIFE, CUTTING INSTR. . . . .		5
OTHER DANGEROUS WEAPON . . . . .		10
HANDS, FISTS, FEET, ETC. . . . .		91

BURGLARY		
OFFENSES	CLEARANCES	VALUE
678	74	
CLASSIFICATION		OFFENSES
RESIDENCE NIGHT . . . . .		
RESIDENCE DAY . . . . .		
RESIDENCE UNKNOWN . . . . .		
NON-RESIDENCE NIGHT . . . . .		
NON-RESIDENCE DAY . . . . .		
NON-RESIDENCE UNKNOWN . . . . .		
FORCIBLE ENTRY . . . . .		414
UNLAWFUL ENTRY - NO FORCE . . . . .		165
ATTEMPTED FORCIBLE ENTRY . . . . .		99

LARCENY		
OFFENSES	CLEARANCES	VALUE
1,461	235	
CLASSIFICATION		OFFENSES
POCKET-PICKING . . . . .		
PURSE-SNATCHING . . . . .		
SHOPLIFTING . . . . .		
FROM MOTOR VEHICLES . . . . .		
MOTOR VEHICLES PARTS & ACC. . . . .		
BICYCLES . . . . .		
FROM BUILDINGS . . . . .		
COIN-OP MACHINES . . . . .		
ALL OTHER . . . . .		
\$200 & OVER . . . . .		
\$ 50 TO \$200 . . . . .		
UNDER \$50 . . . . .		

MOTOR VEHICLE THEFT		
OFFENSES	CLEARANCES	VALUE
186	14	
CLASSIFICATION		OFFENSES
AUTO . . . . .		148
TRUCKS & BUSES . . . . .		4
OTHER VEHICLES . . . . .		34

	OFFENSES	CLEARANCES	VALUE STOLEN	VALUE RECOVERED
GRAND TOTALS:	2,512	383	\$385,898	\$95,270

\* Partial Returns submitted for 1980.



1980: OFFENSES KNOWN TO THE POLICE, CLEARANCES AND VALUE OF PROPERTY STOLEN

AGENCY: MERIDEN P.D.

POPULATION: 56,506

MURDER		
OFFENSES	CLEARANCES	VALUE
4	3	\$ 0

RAPE		
OFFENSES	CLEARANCES	VALUE
9	6	\$ 0

ROBBERY		
OFFENSES	CLEARANCES	VALUE
72	20	\$28,858
CLASSIFICATION		OFFENSES
HIGHWAY . . . . .		41
COMMERCIAL HOUSE . . . . .		22
GAS & SERVICE STATION . . . . .		
CHAIN STORE . . . . .		
RESIDENCE . . . . .		4
BANK . . . . .		4
MISCELLANEOUS . . . . .		1
ARMED . . . . .		33
STRONG-ARM . . . . .		39

AGGRAVATED ASSAULT		
OFFENSES	CLEARANCES	VALUE
32	13	---
CLASSIFICATION		OFFENSES
FIREARM . . . . .		2
KNIFE, CUTTING INSTR. . . . .		18
OTHER DANGEROUS WEAPON . . . . .		10
HANDS, FISTS, FEET, ETC. . . . .		2

LARCENY		
OFFENSES	CLEARANCES	VALUE
2,017	266	\$469,702
CLASSIFICATION		OFFENSES
POCKET-PICKING . . . . .		2
PURSE-SNATCHING . . . . .		39
SHOPLIFTING . . . . .		355
FROM MOTOR VEHICLES . . . . .		238
MOTOR VEHICLES PARTS & ACC. . . . .		297
BICYCLES . . . . .		258
FROM BUILDINGS . . . . .		39
COIN-OP MACHINES . . . . .		
ALL OTHER . . . . .		789
\$200 & OVER . . . . .		391
\$ 50 TO \$200 . . . . .		708
UNDER \$50 . . . . .		918

BURGLARY		
OFFENSES	CLEARANCES	VALUE
1,063	122	\$379,011
CLASSIFICATION		OFFENSES
RESIDENCE NIGHT . . . . .		624
RESIDENCE DAY . . . . .		209
RESIDENCE UNKNOWN . . . . .		
NON-RESIDENCE NIGHT . . . . .		229
NON-RESIDENCE DAY . . . . .		1
NON-RESIDENCE UNKNOWN . . . . .		
FORCIBLE ENTRY . . . . .		838
UNLAWFUL ENTRY - NO FORCE . . . . .		191
ATTEMPTED FORCIBLE ENTRY . . . . .		34

MOTOR VEHICLE THEFT		
OFFENSES	CLEARANCES	VALUE
332	20	\$690,045
CLASSIFICATION		OFFENSES
AUTO . . . . .		285
TRUCKS & BUSES . . . . .		13
OTHER VEHICLES . . . . .		34

	OFFENSES	CLEARANCES	VALUE STOLEN	VALUE RECOVERED
GRAND TOTALS:	3,529	450	\$1,567,616	\$446,300

1980: OFFENSES KNOWN TO THE POLICE, CLEARANCES AND VALUE OF PROPERTY STOLEN

AGENCY: MIDDLEBURY P.D.

POPULATION: 5,927

MURDER		
OFFENSES	CLEARANCES	VALUE
0	0	\$ 0

RAPE		
OFFENSES	CLEARANCES	VALUE
0	0	\$ 0

ROBBERY		
OFFENSES	CLEARANCES	VALUE
1	1	\$10,506
CLASSIFICATION		OFFENSES
HIGHWAY . . . . .		
COMMERCIAL HOUSE . . . . .		
GAS & SERVICE STATION . . . . .		
CHAIN STORE . . . . .		
RESIDENCE . . . . .		
BANK . . . . .		1
MISCELLANEOUS . . . . .		
ARMED . . . . .		1
STRONG-ARM . . . . .		

AGGRAVATED ASSAULT		
OFFENSES	CLEARANCES	VALUE
4	2	---
CLASSIFICATION		OFFENSES
FIREARM . . . . .		
KNIFE, CUTTING INSTR. . . . .		
OTHER DANGEROUS WEAPON . . . . .		1
HANDS, FISTS, FEET, ETC. . . . .		3

LARCENY		
OFFENSES	CLEARANCES	VALUE
201	21	\$60,169
CLASSIFICATION		OFFENSES
POCKET-PICKING . . . . .		
PURSE-SNATCHING . . . . .		
SHOPLIFTING . . . . .		
FROM MOTOR VEHICLES . . . . .		43
MOTOR VEHICLES PARTS & ACC. . . . .		32
BICYCLES . . . . .		7
FROM BUILDINGS . . . . .		38
COIN-OP MACHINES . . . . .		2
ALL OTHER . . . . .		79
\$200 & OVER . . . . .		52
\$ 50 TO \$200 . . . . .		66
UNDER \$50 . . . . .		83

BURGLARY		
OFFENSES	CLEARANCES	VALUE
90	10	\$194,046
CLASSIFICATION		OFFENSES
RESIDENCE NIGHT . . . . .		25
RESIDENCE DAY . . . . .		43
RESIDENCE UNKNOWN . . . . .		17
NON-RESIDENCE NIGHT . . . . .		3
NON-RESIDENCE DAY . . . . .		
NON-RESIDENCE UNKNOWN . . . . .		2
FORCIBLE ENTRY . . . . .		51
UNLAWFUL ENTRY - NO FORCE . . . . .		19
ATTEMPTED FORCIBLE ENTRY . . . . .		20

MOTOR VEHICLE THEFT		
OFFENSES	CLEARANCES	VALUE
16	0	\$35,645
CLASSIFICATION		OFFENSES
AUTO . . . . .		12
TRUCKS & BUSES . . . . .		
OTHER VEHICLES . . . . .		4

	OFFENSES	CLEARANCES	VALUE STOLEN	VALUE RECOVERED
GRAND TOTALS:	312	34	\$300,366	\$27,658

1980: OFFENSES KNOWN TO THE POLICE, CLEARANCES AND VALUE OF PROPERTY STOLEN

AGENCY: MIDDLETOWN P.D.

POPULATION: 39,030

MURDER		
OFFENSES	CLEARANCES	VALUE
0	0	\$ 0

RAPE		
OFFENSES	CLEARANCES	VALUE
10	9	\$ 0

ROBBERY		
OFFENSES	CLEARANCES	VALUE
50	23	\$64,118
CLASSIFICATION		OFFENSES
HIGHWAY . . . . .		25
COMMERCIAL HOUSE . . . . .		5
GAS & SERVICE STATION . . . . .		2
CHAIN STORE . . . . .		13
RESIDENCE . . . . .		3
BANK . . . . .		2
MISCELLANEOUS . . . . .		
ARMED . . . . .		27
STRONG-ARM . . . . .		23

AGGRAVATED ASSAULT		
OFFENSES	CLEARANCES	VALUE
45	36	---
CLASSIFICATION		OFFENSES
FIREARM . . . . .		2
KNIFE, CUTTING INSTR. . . . .		21
OTHER DANGEROUS WEAPON . . . . .		12
HANDS, FISTS, FEET, ETC. . . . .		10

BURGLARY		
OFFENSES	CLEARANCES	VALUE
573	28	\$491,301
CLASSIFICATION		OFFENSES
RESIDENCE NIGHT . . . . .		102
RESIDENCE DAY . . . . .		140
RESIDENCE UNKNOWN . . . . .		143
NON-RESIDENCE NIGHT . . . . .		105
NON-RESIDENCE DAY . . . . .		6
NON-RESIDENCE UNKNOWN . . . . .		77
FORCIBLE ENTRY . . . . .		445
UNLAWFUL ENTRY - NO FORCE . . . . .		100
ATTEMPTED FORCIBLE ENTRY . . . . .		28

LARCENY		
OFFENSES	CLEARANCES	VALUE
876	295	\$149,960
CLASSIFICATION		OFFENSES
POCKET-PICKING . . . . .		36
PURSE-SNATCHING . . . . .		246
SHOPLIFTING . . . . .		134
FROM MOTOR VEHICLES . . . . .		193
MOTOR VEHICLES PARTS & ACC. . . . .		122
BICYCLES . . . . .		86
FROM BUILDINGS . . . . .		15
COIN-OP MACHINES . . . . .		44
ALL OTHER . . . . .		
\$200 & OVER . . . . .		206
\$ 50 TO \$200 . . . . .		345
UNDER \$50 . . . . .		325

MOTOR VEHICLE THEFT		
OFFENSES	CLEARANCES	VALUE
201	20	\$511,559
CLASSIFICATION		OFFENSES
AUTO . . . . .		156
TRUCKS & BUSES . . . . .		12
OTHER VEHICLES . . . . .		33

GRAND TOTALS:	OFFENSES	CLEARANCES	VALUE STOLEN	VALUE RECOVERED
	1,755	411	\$1,216,938	\$447,220

1980: OFFENSES KNOWN TO THE POLICE, CLEARANCES AND VALUE OF PROPERTY STOLEN

AGENCY: MILFORD P.D.

POPULATION: 50,886

MURDER		
OFFENSES	CLEARANCES	VALUE
0	0	\$ 0

RAPE		
OFFENSES	CLEARANCES	VALUE
6	0	\$43

ROBBERY		
OFFENSES	CLEARANCES	VALUE
44	7	\$16,824
CLASSIFICATION		OFFENSES
HIGHWAY . . . . .		14
COMMERCIAL HOUSE . . . . .		19
GAS & SERVICE STATION . . . . .		1
CHAIN STORE . . . . .		5
RESIDENCE . . . . .		1
BANK . . . . .		1
MISCELLANEOUS . . . . .		3
ARMED . . . . .		32
STRONG-ARM . . . . .		12

AGGRAVATED ASSAULT		
OFFENSES	CLEARANCES	VALUE
33	14	---
CLASSIFICATION		OFFENSES
FIREARM . . . . .		1
KNIFE, CUTTING INSTR. . . . .		15
OTHER DANGEROUS WEAPON . . . . .		6
HANDS, FISTS, FEET, ETC. . . . .		11

BURGLARY		
OFFENSES	CLEARANCES	VALUE
556	56	\$431,909
CLASSIFICATION		OFFENSES
RESIDENCE NIGHT . . . . .		121
RESIDENCE DAY . . . . .		152
RESIDENCE UNKNOWN . . . . .		90
NON-RESIDENCE NIGHT . . . . .		157
NON-RESIDENCE DAY . . . . .		16
NON-RESIDENCE UNKNOWN . . . . .		20
FORCIBLE ENTRY . . . . .		404
UNLAWFUL ENTRY - NO FORCE . . . . .		97
ATTEMPTED FORCIBLE ENTRY . . . . .		55

LARCENY		
OFFENSES	CLEARANCES	VALUE
1,153	261	\$393,985
CLASSIFICATION		OFFENSES
POCKET-PICKING . . . . .		3
PURSE-SNATCHING . . . . .		2
SHOPLIFTING . . . . .		180
FROM MOTOR VEHICLES . . . . .		149
MOTOR VEHICLES PARTS & ACC. . . . .		157
BICYCLES . . . . .		213
FROM BUILDINGS . . . . .		230
COIN-OP MACHINES . . . . .		4
ALL OTHER . . . . .		215
\$200 & OVER . . . . .		416
\$ 50 TO \$200 . . . . .		418
UNDER \$50 . . . . .		319

MOTOR VEHICLE THEFT		
OFFENSES	CLEARANCES	VALUE
217	11	\$854,155
CLASSIFICATION		OFFENSES
AUTO . . . . .		157
TRUCKS & BUSES . . . . .		22
OTHER VEHICLES . . . . .		38

GRAND TOTALS:	OFFENSES	CLEARANCES	VALUE STOLEN	VALUE RECOVERED
	2,009	349	\$1,696,916	\$474,956

1980: OFFENSES KNOWN TO THE POLICE, CLEARANCES AND VALUE OF PROPERTY STOLEN

AGENCY: MONROE P.D.

POPULATION: 13,952

1980: OFFENSES KNOWN TO THE POLICE, CLEARANCES AND VALUE OF PROPERTY STOLEN

AGENCY: NAUGATUCK P.D.

POPULATION: 26,157

MURDER		
OFFENSES	CLEARANCES	VALUE
1	1	\$ 0

RAPE		
OFFENSES	CLEARANCES	VALUE
2	1	\$ 0

MURDER		
OFFENSES	CLEARANCES	VALUE
0	0	\$ 0

RAPE		
OFFENSES	CLEARANCES	VALUE
0	0	\$ 0

ROBBERY		
OFFENSES	CLEARANCES	VALUE
3	2	\$4,693
CLASSIFICATION		OFFENSES
HIGHWAY . . . . .		1
COMMERCIAL HOUSE . . . . .		1
GAS & SERVICE STATION . . . . .		
CHAIN STORE . . . . .		
RESIDENCE . . . . .		1
BANK . . . . .		1
MISCELLANEOUS . . . . .		
ARMED . . . . .		3
STRONG-ARM . . . . .		

AGGRAVATED ASSAULT		
OFFENSES	CLEARANCES	VALUE
23	18	---
CLASSIFICATION		OFFENSES
FIREARM . . . . .		2
KNIFE, CUTTING INSTR. . . . .		2
OTHER DANGEROUS WEAPON . . . . .		4
HANDS, FISTS, FEET, ETC. . . . .		15

ROBBERY		
OFFENSES	CLEARANCES	VALUE
7	3	\$3,275
CLASSIFICATION		OFFENSES
HIGHWAY . . . . .		
COMMERCIAL HOUSE . . . . .		
GAS & SERVICE STATION . . . . .		1
CHAIN STORE . . . . .		4
RESIDENCE . . . . .		
BANK . . . . .		
MISCELLANEOUS . . . . .		2
ARMED . . . . .		5
STRONG-ARM . . . . .		2

AGGRAVATED ASSAULT		
OFFENSES	CLEARANCES	VALUE
14	8	---
CLASSIFICATION		OFFENSES
FIREARM . . . . .		
KNIFE, CUTTING INSTR. . . . .		2
OTHER DANGEROUS WEAPON . . . . .		5
HANDS, FISTS, FEET, ETC. . . . .		7

LARCENY		
OFFENSES	CLEARANCES	VALUE
316	39	\$69,294.51
CLASSIFICATION		OFFENSES
POCKET-PICKING . . . . .		1
PURSE-SNATCHING . . . . .		
SHOPLIFTING . . . . .		10
FROM MOTOR VEHICLES . . . . .		81
MOTOR VEHICLES PARTS & ACC. . . . .		17
BICYCLES . . . . .		14
FROM BUILDINGS . . . . .		40
COIN-OP MACHINES . . . . .		2
ALL OTHER . . . . .		151
\$200 & OVER . . . . .		68
\$ 50 TO \$200 . . . . .		118
UNDER \$50 . . . . .		130

BURGLARY		
OFFENSES	CLEARANCES	VALUE
167	36	\$275,303.35
CLASSIFICATION		OFFENSES
RESIDENCE NIGHT . . . . .		31
RESIDENCE DAY . . . . .		68
RESIDENCE UNKNOWN . . . . .		48
NON-RESIDENCE NIGHT . . . . .		14
NON-RESIDENCE DAY . . . . .		1
NON-RESIDENCE UNKNOWN . . . . .		5
FORCIBLE ENTRY . . . . .		120
UNLAWFUL ENTRY - NO FORCE . . . . .		25
ATTEMPTED FORCIBLE ENTRY . . . . .		22

LARCENY		
OFFENSES	CLEARANCES	VALUE
178	38	\$61,400
CLASSIFICATION		OFFENSES
POCKET-PICKING . . . . .		2
PURSE-SNATCHING . . . . .		3
SHOPLIFTING . . . . .		8
FROM MOTOR VEHICLES . . . . .		22
MOTOR VEHICLES PARTS & ACC. . . . .		51
BICYCLES . . . . .		37
FROM BUILDINGS . . . . .		42
COIN-OP MACHINES . . . . .		1
ALL OTHER . . . . .		12
\$200 & OVER . . . . .		74
\$ 50 TO \$200 . . . . .		87
UNDER \$50 . . . . .		17

BURGLARY		
OFFENSES	CLEARANCES	VALUE
83	10	\$129,077
CLASSIFICATION		OFFENSES
RESIDENCE NIGHT . . . . .		10
RESIDENCE DAY . . . . .		20
RESIDENCE UNKNOWN . . . . .		45
NON-RESIDENCE NIGHT . . . . .		2
NON-RESIDENCE DAY . . . . .		2
NON-RESIDENCE UNKNOWN . . . . .		4
FORCIBLE ENTRY . . . . .		64
UNLAWFUL ENTRY - NO FORCE . . . . .		13
ATTEMPTED FORCIBLE ENTRY . . . . .		6

MOTOR VEHICLE THEFT		
OFFENSES	CLEARANCES	VALUE
13	6	\$21,521
CLASSIFICATION		OFFENSES
AUTO . . . . .		10
TRUCKS & BUSES . . . . .		1
OTHER VEHICLES . . . . .		2

MOTOR VEHICLE THEFT		
OFFENSES	CLEARANCES	VALUE
28	4	\$108,070
CLASSIFICATION		OFFENSES
AUTO . . . . .		23
TRUCKS & BUSES . . . . .		1
OTHER VEHICLES . . . . .		4

	OFFENSES	CLEARANCES	VALUE STOLEN	VALUE RECOVERED
GRAND TOTALS:	525	103	\$370,811.86	\$10,060.83

	OFFENSES	CLEARANCES	VALUE STOLEN	VALUE RECOVERED
GRAND TOTALS:	310	63	\$301,822	\$41,019

1980: OFFENSES KNOWN TO THE POLICE, CLEARANCES AND VALUE OF PROPERTY STOLEN

AGENCY: NEW BRITAIN P.D.\*

POPULATION: 73,674

MURDER		
OFFENSES	CLEARANCES	VALUE
1	0	\$ 0

RAPE		
OFFENSES	CLEARANCES	VALUE
11	4	\$ 0

ROBBERY		
OFFENSES	CLEARANCES	VALUE
62	10	\$11,228
CLASSIFICATION		OFFENSES
HIGHWAY . . . . .		34
COMMERCIAL HOUSE . . . . .		5
GAS & SERVICE STATION . . . . .		7
CHAIN STORE . . . . .		16
RESIDENCE . . . . .		
BANK . . . . .		
MISCELLANEOUS . . . . .		
ARMED . . . . .		21
STRONG-ARM . . . . .		41

AGGRAVATED ASSAULT		
OFFENSES	CLEARANCES	VALUE
36	18	---
CLASSIFICATION		OFFENSES
FIREARM . . . . .		3
KNIFE, CUTTING INSTR. . . . .		10
OTHER DANGEROUS WEAPON . . . . .		9
HANDS, FISTS, FEET, ETC. . . . .		14

BURGLARY		
OFFENSES	CLEARANCES	VALUE
333	28	\$138,084
CLASSIFICATION		OFFENSES
RESIDENCE NIGHT . . . . .		116
RESIDENCE DAY . . . . .		84
RESIDENCE UNKNOWN . . . . .		38
NON-RESIDENCE NIGHT . . . . .		95
NON-RESIDENCE DAY . . . . .		
NON-RESIDENCE UNKNOWN . . . . .		
FORCIBLE ENTRY . . . . .		288
UNLAWFUL ENTRY - NO FORCE . . . . .		7
ATTEMPTED FORCIBLE ENTRY . . . . .		38

LARCENY		
OFFENSES	CLEARANCES	VALUE
619	126	\$94,012
CLASSIFICATION		OFFENSES
POCKET-PICKING . . . . .		1
PURSE-SNATCHING . . . . .		21
SHOPLIFTING . . . . .		110
FROM MOTOR VEHICLES . . . . .		93
MOTOR VEHICLES PARTS & ACC. . . . .		186
BICYCLES . . . . .		48
FROM BUILDINGS . . . . .		157
COIN-OP MACHINES . . . . .		3
ALL OTHER . . . . .		
\$200 & OVER . . . . .		122
\$ 50 TO \$200 . . . . .		195
UNDER \$50 . . . . .		302

MOTOR VEHICLE THEFT		
OFFENSES	CLEARANCES	VALUE
171	14	\$327,250
CLASSIFICATION		OFFENSES
AUTO . . . . .		159
TRUCKS & BUSES . . . . .		4
OTHER VEHICLES . . . . .		8

1980: OFFENSES KNOWN TO THE POLICE, CLEARANCES AND VALUE OF PROPERTY STOLEN

AGENCY: NEW CANAAN P.D.

POPULATION: 17,845

MURDER		
OFFENSES	CLEARANCES	VALUE
0	0	\$ 0

RAPE		
OFFENSES	CLEARANCES	VALUE
2	1	\$25

ROBBERY		
OFFENSES	CLEARANCES	VALUE
1	0	\$4,625
CLASSIFICATION		OFFENSES
HIGHWAY . . . . .		1
COMMERCIAL HOUSE . . . . .		
GAS & SERVICE STATION . . . . .		
CHAIN STORE . . . . .		
RESIDENCE . . . . .		
BANK . . . . .		
MISCELLANEOUS . . . . .		
ARMED . . . . .		1
STRONG-ARM . . . . .		

AGGRAVATED ASSAULT		
OFFENSES	CLEARANCES	VALUE
13	6	---
CLASSIFICATION		OFFENSES
FIREARM . . . . .		1
KNIFE, CUTTING INSTR. . . . .		3
OTHER DANGEROUS WEAPON . . . . .		9
HANDS, FISTS, FEET, ETC. . . . .		

BURGLARY		
OFFENSES	CLEARANCES	VALUE
194	42	\$356,147
CLASSIFICATION		OFFENSES
RESIDENCE NIGHT . . . . .		2
RESIDENCE DAY . . . . .		157
RESIDENCE UNKNOWN . . . . .		21
NON-RESIDENCE NIGHT . . . . .		11
NON-RESIDENCE DAY . . . . .		
NON-RESIDENCE UNKNOWN . . . . .		3
FORCIBLE ENTRY . . . . .		162
UNLAWFUL ENTRY - NO FORCE . . . . .		30
ATTEMPTED FORCIBLE ENTRY . . . . .		2

LARCENY		
OFFENSES	CLEARANCES	VALUE
172	26	\$113,208
CLASSIFICATION		OFFENSES
POCKET-PICKING . . . . .		
PURSE-SNATCHING . . . . .		
SHOPLIFTING . . . . .		1
FROM MOTOR VEHICLES . . . . .		15
MOTOR VEHICLES PARTS & ACC. . . . .		21
BICYCLES . . . . .		10
FROM BUILDINGS . . . . .		110
COIN-OP MACHINES . . . . .		
ALL OTHER . . . . .		15
\$200 & OVER . . . . .		83
\$ 50 TO \$200 . . . . .		60
UNDER \$50 . . . . .		29

MOTOR VEHICLE THEFT		
OFFENSES	CLEARANCES	VALUE
44	15	\$116,450
CLASSIFICATION		OFFENSES
AUTO . . . . .		27
TRUCKS & BUSES . . . . .		3
OTHER VEHICLES . . . . .		14

	OFFENSES	CLEARANCES	VALUE STOLEN	VALUE RECOVERED
GRAND TOTALS:	426	90	\$590,455	\$72,175

	OFFENSES	CLEARANCES	VALUE STOLEN	VALUE RECOVERED
GRAND TOTALS:	1,233	200	\$570,574	\$299,001

\* Figures reflect January through April UCR Returns only.

1980: OFFENSES KNOWN TO THE POLICE, CLEARANCES AND VALUE OF PROPERTY STOLEN

AGENCY: NEW HAVEN P.D.

POPULATION: 125,787

<u>MURDER</u>		
OFFENSES	CLEARANCES	VALUE
18	16	\$500

<u>RAPE</u>		
OFFENSES	CLEARANCES	VALUE
98	48	\$1,215

<u>ROBBERY</u>		
OFFENSES	CLEARANCES	VALUE
1,500	227	\$435,138.17
CLASSIFICATION		OFFENSES
HIGHWAY . . . . .		1,251
COMMERCIAL HOUSE . . . . .		105
GAS & SERVICE STATION . . . . .		19
CHAIN STORE . . . . .		7
RESIDENCE . . . . .		86
BANK . . . . .		16
MISCELLANEOUS . . . . .		16
ARMED . . . . .		757
STRONG-ARM . . . . .		743

<u>AGGRAVATED ASSAULT</u>		
OFFENSES	CLEARANCES	VALUE
300	131	---
CLASSIFICATION		OFFENSES
FIREARM . . . . .		73
KNIFE, CUTTING INSTR. . . . .		84
OTHER DANGEROUS WEAPON . . . . .		112
HANDS, FISTS, FEET, ETC. . . . .		31

<u>BURGLARY</u>		
OFFENSES	CLEARANCES	VALUE
4,910	361	\$583,134.52
CLASSIFICATION		OFFENSES
RESIDENCE NIGHT . . . . .		1,725
RESIDENCE DAY . . . . .		1,901
RESIDENCE UNKNOWN . . . . .		
NON-RESIDENCE NIGHT . . . . .		1,186
NON-RESIDENCE DAY . . . . .		98
NON-RESIDENCE UNKNOWN . . . . .		
FORCIBLE ENTRY . . . . .		3,741
UNLAWFUL ENTRY - NO FORCE . . . . .		309
ATTEMPTED FORCIBLE ENTRY . . . . .		860

<u>LARCENY</u>		
OFFENSES	CLEARANCES	VALUE
8,756	1,329	\$680,261.70
CLASSIFICATION		OFFENSES
POCKET-PICKING . . . . .		179
PURSE-SNATCHING . . . . .		482
SHOPLIFTING . . . . .		962
FROM MOTOR VEHICLES . . . . .		2,154
MOTOR VEHICLES PARTS & ACC. . . . .		1,989
BICYCLES . . . . .		801
FROM BUILDINGS . . . . .		1,768
COIN-OP MACHINES . . . . .		
ALL OTHER . . . . .		421
\$200 & OVER . . . . .		688
\$ 50 TO \$200 . . . . .		1,896
UNDER \$50 . . . . .		6,172

<u>MOTOR VEHICLE THEFT</u>		
OFFENSES	CLEARANCES	VALUE
2,252	89	\$1,126,000
CLASSIFICATION		OFFENSES
AUTO . . . . .		1,951
TRUCKS & BUSES . . . . .		74
OTHER VEHICLES . . . . .		227

	OFFENSES	CLEARANCES	VALUE STOLEN	VALUE RECOVERED
GRAND TOTALS:	17,834	2,201	\$2,826,249.39	\$1,272,359.85

1980: OFFENSES KNOWN TO THE POLICE, CLEARANCES AND VALUE OF PROPERTY STOLEN

AGENCY: NEW LONDON P.D.

POPULATION: 28,907

<u>MURDER</u>		
OFFENSES	CLEARANCES	VALUE
0	0	\$ 0

<u>RAPE</u>		
OFFENSES	CLEARANCES	VALUE
17	8	\$ 0

<u>ROBBERY</u>		
OFFENSES	CLEARANCES	VALUE
53	23	\$7,604
CLASSIFICATION		OFFENSES
HIGHWAY . . . . .		42
COMMERCIAL HOUSE . . . . .		7
GAS & SERVICE STATION . . . . .		
CHAIN STORE . . . . .		
RESIDENCE . . . . .		2
BANK . . . . .		
MISCELLANEOUS . . . . .		2
ARMED . . . . .		25
STRONG-ARM . . . . .		28

<u>AGGRAVATED ASSAULT</u>		
OFFENSES	CLEARANCES	VALUE
45	41	---
CLASSIFICATION		OFFENSES
FIREARM . . . . .		7
KNIFE, CUTTING INSTR. . . . .		16
OTHER DANGEROUS WEAPON . . . . .		14
HANDS, FISTS, FEET, ETC. . . . .		8

<u>BURGLARY</u>		
OFFENSES	CLEARANCES	VALUE
553	86	\$183,501
CLASSIFICATION		OFFENSES
RESIDENCE NIGHT . . . . .		118
RESIDENCE DAY . . . . .		140
RESIDENCE UNKNOWN . . . . .		106
NON-RESIDENCE NIGHT . . . . .		147
NON-RESIDENCE DAY . . . . .		8
NON-RESIDENCE UNKNOWN . . . . .		34
FORCIBLE ENTRY . . . . .		329
UNLAWFUL ENTRY - NO FORCE . . . . .		123
ATTEMPTED FORCIBLE ENTRY . . . . .		101

<u>LARCENY</u>		
OFFENSES	CLEARANCES	VALUE
1,366	275	\$216,746
CLASSIFICATION		OFFENSES
POCKET-PICKING . . . . .		
PURSE-SNATCHING . . . . .		2
SHOPLIFTING . . . . .		198
FROM MOTOR VEHICLES . . . . .		287
MOTOR VEHICLES PARTS & ACC. . . . .		202
BICYCLES . . . . .		172
FROM BUILDINGS . . . . .		228
COIN-OP MACHINES . . . . .		9
ALL OTHER . . . . .		268
\$200 & OVER . . . . .		260
\$ 50 TO \$200 . . . . .		416
UNDER \$50 . . . . .		690

<u>MOTOR VEHICLE THEFT</u>		
OFFENSES	CLEARANCES	VALUE
215	26	\$255,445
CLASSIFICATION		OFFENSES
AUTO . . . . .		169
TRUCKS & BUSES . . . . .		12
OTHER VEHICLES . . . . .		34

	OFFENSES	CLEARANCES	VALUE STOLEN	VALUE RECOVERED
GRAND TOTALS:	2,249	459	\$663,296	\$227,617

1980: OFFENSES KNOWN TO THE POLICE, CLEARANCES AND VALUE OF PROPERTY STOLEN

AGENCY: NEW MILFORD P.D.

POPULATION: 19,316

MURDER		
OFFENSES	CLEARANCES	VALUE
0	0	\$ 0

RAPE		
OFFENSES	CLEARANCES	VALUE
2	1	\$ 0

ROBBERY		
OFFENSES	CLEARANCES	VALUE
5	4	\$2,373
CLASSIFICATION		OFFENSES
HIGHWAY . . . . .		2
COMMERCIAL HOUSE . . . . .		
GAS & SERVICE STATION . . . . .		
CHAIN STORE . . . . .		
RESIDENCE . . . . .		1
BANK . . . . .		2
MISCELLANEOUS . . . . .		
ARMED . . . . .		1
STRONG-ARM . . . . .		4

AGGRAVATED ASSAULT		
OFFENSES	CLEARANCES	VALUE
45	34	---
CLASSIFICATION		OFFENSES
FIREARM . . . . .		
KNIFE, CUTTING INSTR. . . . .		
OTHER DANGEROUS WEAPON . . . . .		2
HANDS, FISTS, FEET, ETC. . . . .		43

LARCENY		
OFFENSES	CLEARANCES	VALUE
338	67	\$160,288.60
CLASSIFICATION		OFFENSES
POCKET-PICKING . . . . .		1
PURSE-SNATCHING . . . . .		52
FROM MOTOR VEHICLES . . . . .		19
MOTOR VEHICLES PARTS & ACC. . . . .		46
BICYCLES . . . . .		14
FROM BUILDINGS . . . . .		86
COIN-OP MACHINES . . . . .		
ALL OTHER . . . . .		120
\$200 & OVER . . . . .		151
\$ 50 TO \$200 . . . . .		98
UNDER \$50 . . . . .		89

BURGLARY		
OFFENSES	CLEARANCES	VALUE
207	43	\$248,521.75
CLASSIFICATION		OFFENSES
RESIDENCE NIGHT . . . . .		87
RESIDENCE DAY . . . . .		8
RESIDENCE UNKNOWN . . . . .		32
NON-RESIDENCE NIGHT . . . . .		78
NON-RESIDENCE DAY . . . . .		2
NON-RESIDENCE UNKNOWN . . . . .		
FORCIBLE ENTRY . . . . .		142
UNLAWFUL ENTRY - NO FORCE . . . . .		39
ATTEMPTED FORCIBLE ENTRY . . . . .		26

MOTOR VEHICLE THEFT		
OFFENSES	CLEARANCES	VALUE
58	11	\$127,926
CLASSIFICATION		OFFENSES
AUTO . . . . .		43
TRUCKS & BUSES . . . . .		3
OTHER VEHICLES . . . . .		12

	OFFENSES	CLEARANCES	VALUE STOLEN	VALUE RECOVERED
GRAND TOTALS:	655	160	\$539,109.35	\$134,103.50

1980: OFFENSES KNOWN TO THE POLICE, CLEARANCES AND VALUE OF PROPERTY STOLEN

AGENCY: NEWINGTON P.D.

POPULATION: 28,839

MURDER		
OFFENSES	CLEARANCES	VALUE
1	0	\$ 0

RAPE		
OFFENSES	CLEARANCES	VALUE
5	4	\$ 0

ROBBERY		
OFFENSES	CLEARANCES	VALUE
15	3	\$2,561
CLASSIFICATION		OFFENSES
HIGHWAY . . . . .		7
COMMERCIAL HOUSE . . . . .		
GAS & SERVICE STATION . . . . .		
CHAIN STORE . . . . .		3
RESIDENCE . . . . .		
BANK . . . . .		
MISCELLANEOUS . . . . .		5
ARMED . . . . .		11
STRONG-ARM . . . . .		4

AGGRAVATED ASSAULT		
OFFENSES	CLEARANCES	VALUE
60	46	---
CLASSIFICATION		OFFENSES
FIREARM . . . . .		7
KNIFE, CUTTING INSTR. . . . .		10
OTHER DANGEROUS WEAPON . . . . .		20
HANDS, FISTS, FEET, ETC. . . . .		23

LARCENY		
OFFENSES	CLEARANCES	VALUE
775	89	\$163,421
CLASSIFICATION		OFFENSES
POCKET-PICKING . . . . .		1
PURSE-SNATCHING . . . . .		4
SHOPLIFTING . . . . .		29
FROM MOTOR VEHICLES . . . . .		96
MOTOR VEHICLES PARTS & ACC. . . . .		267
BICYCLES . . . . .		97
FROM BUILDINGS . . . . .		113
COIN-OP MACHINES . . . . .		9
ALL OTHER . . . . .		159
\$200 & OVER . . . . .		173
\$ 50 TO \$200 . . . . .		329
UNDER \$50 . . . . .		273

BURGLARY		
OFFENSES	CLEARANCES	VALUE
373	85	\$148,654
CLASSIFICATION		OFFENSES
RESIDENCE NIGHT . . . . .		73
RESIDENCE DAY . . . . .		76
RESIDENCE UNKNOWN . . . . .		109
NON-RESIDENCE NIGHT . . . . .		66
NON-RESIDENCE DAY . . . . .		5
NON-RESIDENCE UNKNOWN . . . . .		44
FORCIBLE ENTRY . . . . .		238
UNLAWFUL ENTRY - NO FORCE . . . . .		90
ATTEMPTED FORCIBLE ENTRY . . . . .		45

MOTOR VEHICLE THEFT		
OFFENSES	CLEARANCES	VALUE
159	16	\$276,950
CLASSIFICATION		OFFENSES
AUTO . . . . .		124
TRUCKS & BUSES . . . . .		19
OTHER VEHICLES . . . . .		16

	OFFENSES	CLEARANCES	VALUE STOLEN	VALUE RECOVERED
GRAND TOTALS:	1,388	243	\$591,586	\$214,254

1980: OFFENSES KNOWN TO THE POLICE, CLEARANCES AND VALUE OF PROPERTY STOLEN

AGENCY: NEWTOWN P.D.

POPULATION: 18,799

MURDER		
OFFENSES	CLEARANCES	VALUE
0	0	\$ 0

RAPE		
OFFENSES	CLEARANCES	VALUE
4	2	\$ 0

ROBBERY		
OFFENSES	CLEARANCES	VALUE
5	2	\$842.85
CLASSIFICATION		
		OFFENSES
HIGHWAY		1
COMMERCIAL HOUSE		1
GAS & SERVICE STATION		1
CHAIN STORE		1
RESIDENCE		
BANK		2
MISCELLANEOUS		
ARMED		4
STRONG-ARM		1

AGGRAVATED ASSAULT		
OFFENSES	CLEARANCES	VALUE
25	15	---
CLASSIFICATION		
		OFFENSES
FIREARM		4
KNIFE, CUTTING INSTR.		4
OTHER DANGEROUS WEAPON		4
HANDS, FISTS, FEET, ETC.		17

BURGLARY		
OFFENSES	CLEARANCES	VALUE
222	60	\$411,041.88
CLASSIFICATION		
		OFFENSES
RESIDENCE NIGHT		36
RESIDENCE DAY		95
RESIDENCE UNKNOWN		55
NON-RESIDENCE NIGHT		31
NON-RESIDENCE DAY		2
NON-RESIDENCE UNKNOWN		3
FORCIBLE ENTRY		159
UNLAWFUL ENTRY - NO FORCE		42
ATTEMPTED FORCIBLE ENTRY		21

LARCENY		
OFFENSES	CLEARANCES	VALUE
259	77	\$115,124.49
CLASSIFICATION		
		OFFENSES
POCKET-PICKING		4
PURSE-SNATCHING		
SHOPLIFTING		21
FROM MOTOR VEHICLES		68
MOTOR VEHICLES PARTS & ACC.		26
BICYCLES		19
FROM BUILDINGS		1
COIN-OP MACHINES		120
ALL OTHER		
\$200 & OVER		92
\$ 50 TO \$200		90
UNDER \$50		77

MOTOR VEHICLE THEFT		
OFFENSES	CLEARANCES	VALUE
30	10	\$77,920
CLASSIFICATION		
		OFFENSES
AUTO		22
TRUCKS & BUSES		4
OTHER VEHICLES		4

GRAND TOTALS:	OFFENSES	CLEARANCES	VALUE STOLEN	VALUE RECOVERED
	545	166	\$604,929.22	\$181,432.30

1980: OFFENSES KNOWN TO THE POLICE, CLEARANCES AND VALUE OF PROPERTY STOLEN

AGENCY: NORTH BRANFORD P.D.

POPULATION: 11,474

MURDER		
OFFENSES	CLEARANCES	VALUE
0	0	\$ 0

RAPE		
OFFENSES	CLEARANCES	VALUE
0	0	\$ 0

ROBBERY		
OFFENSES	CLEARANCES	VALUE
2	0	\$2,040
CLASSIFICATION		
		OFFENSES
HIGHWAY		
COMMERCIAL HOUSE		1
GAS & SERVICE STATION		1
CHAIN STORE		
RESIDENCE		
BANK		
MISCELLANEOUS		
ARMED		2
STRONG-ARM		

AGGRAVATED ASSAULT		
OFFENSES	CLEARANCES	VALUE
6	5	---
CLASSIFICATION		
		OFFENSES
FIREARM		
KNIFE, CUTTING INSTR.		
OTHER DANGEROUS WEAPON		1
HANDS, FISTS, FEET, ETC.		5

BURGLARY		
OFFENSES	CLEARANCES	VALUE
131	22	\$168,870.19
CLASSIFICATION		
		OFFENSES
RESIDENCE NIGHT		34
RESIDENCE DAY		49
RESIDENCE UNKNOWN		21
NON-RESIDENCE NIGHT		18
NON-RESIDENCE DAY		1
NON-RESIDENCE UNKNOWN		8
FORCIBLE ENTRY		89
UNLAWFUL ENTRY - NO FORCE		18
ATTEMPTED FORCIBLE ENTRY		24

LARCENY		
OFFENSES	CLEARANCES	VALUE
208	35	\$57,946.47
CLASSIFICATION		
		OFFENSES
POCKET-PICKING		
PURSE-SNATCHING		
SHOPLIFTING		22
FROM MOTOR VEHICLES		37
MOTOR VEHICLES PARTS & ACC.		21
BICYCLES		9
FROM BUILDINGS		46
COIN-OP MACHINES		3
ALL OTHER		70
\$200 & OVER		67
\$ 50 TO \$200		54
UNDER \$50		87

MOTOR VEHICLE THEFT		
OFFENSES	CLEARANCES	VALUE
23	2	\$45,375
CLASSIFICATION		
		OFFENSES
AUTO		14
TRUCKS & BUSES		4
OTHER VEHICLES		5

GRAND TOTALS:	OFFENSES	CLEARANCES	VALUE STOLEN	VALUE RECOVERED
	370	64	\$274,231.66	\$47,699.92

**CONTINUED**

**1 OF 4**



1980: OFFENSES KNOWN TO THE POLICE, CLEARANCES AND VALUE OF PROPERTY STOLEN

AGENCY: NORTH HAVEN P.D.

POPULATION: 22,031

MURDER		
OFFENSES	CLEARANCES	VALUE
3	1	\$ 0

RAPE		
OFFENSES	CLEARANCES	VALUE
3	3	\$ 0

ROBBERY		
OFFENSES	CLEARANCES	VALUE
25	17	\$22,271.64
CLASSIFICATION		OFFENSES
HIGHWAY . . . . .		4
COMMERCIAL HOUSE . . . . .		2
GAS & SERVICE STATION . . . . .		7
CHAIN STORE . . . . .		8
RESIDENCE . . . . .		1
BANK . . . . .		2
MISCELLANEOUS . . . . .		1
ARMED . . . . .		20
STRONG-ARM . . . . .		5

AGGRAVATED ASSAULT		
OFFENSES	CLEARANCES	VALUE
33	14	---
CLASSIFICATION		OFFENSES
FIREARM . . . . .		
KNIFE/CUTTING INSTR. . . . .		1
OTHER DANGEROUS WEAPON . . . . .		7
HANDS, FISTS, FEET, ETC. . . . .		25

LARCENY		
OFFENSES	CLEARANCES	VALUE
842	125	\$414,355
CLASSIFICATION		OFFENSES
POCKET-PICKING . . . . .		16
PURSE-SNATCHING . . . . .		10
SHOPLIFTING . . . . .		66
FROM MOTOR VEHICLES . . . . .		78
MOTOR VEHICLES PARTS & ACC. . . . .		184
BICYCLES . . . . .		93
FROM BUILDINGS . . . . .		95
COIN-OP MACHINES . . . . .		
ALL OTHER . . . . .		300
\$200 & OVER . . . . .		193
\$ 50 TO \$200 . . . . .		265
UNDER \$50 . . . . .		384

BURGLARY		
OFFENSES	CLEARANCES	VALUE
291	35	\$328,115.04
CLASSIFICATION		OFFENSES
RESIDENCE NIGHT . . . . .		58
RESIDENCE DAY . . . . .		57
RESIDENCE UNKNOWN . . . . .		46
NON-RESIDENCE NIGHT . . . . .		76
NON-RESIDENCE DAY . . . . .		8
NON-RESIDENCE UNKNOWN . . . . .		46
FORCIBLE ENTRY . . . . .		182
UNLAWFUL ENTRY - NO FORCE . . . . .		72
ATTEMPTED FORCIBLE ENTRY . . . . .		37

MOTOR VEHICLE THEFT		
OFFENSES	CLEARANCES	VALUE
112	1	\$307,331.63
CLASSIFICATION		OFFENSES
AUTO . . . . .		72
TRUCKS & BUSES . . . . .		11
OTHER VEHICLES . . . . .		29

1980: OFFENSES KNOWN TO THE POLICE, CLEARANCES AND VALUE OF PROPERTY STOLEN

AGENCY: NORWALK P.D.

POPULATION: 76,730

MURDER		
OFFENSES	CLEARANCES	VALUE
1	0	\$ 0

RAPE		
OFFENSES	CLEARANCES	VALUE
21	15	\$ 0

ROBBERY		
OFFENSES	CLEARANCES	VALUE
129	69	\$51,290
CLASSIFICATION		OFFENSES
HIGHWAY . . . . .		60
COMMERCIAL HOUSE . . . . .		35
GAS & SERVICE STATION . . . . .		
CHAIN STORE . . . . .		
RESIDENCE . . . . .		12
BANK . . . . .		
MISCELLANEOUS . . . . .		22
ARMED . . . . .		59
STRONG-ARM . . . . .		70

AGGRAVATED ASSAULT		
OFFENSES	CLEARANCES	VALUE
120	110	---
CLASSIFICATION		OFFENSES
FIREARM . . . . .		5
KNIFE/CUTTING INSTR. . . . .		1
OTHER DANGEROUS WEAPON . . . . .		86
HANDS, FISTS, FEET, ETC. . . . .		28

LARCENY		
OFFENSES	CLEARANCES	VALUE
2,994	1,292	\$833,537
CLASSIFICATION		OFFENSES
POCKET-PICKING . . . . .		18
PURSE-SNATCHING . . . . .		30
SHOPLIFTING . . . . .		302
FROM MOTOR VEHICLES . . . . .		713
MOTOR VEHICLES PARTS & ACC. . . . .		329
BICYCLES . . . . .		288
FROM BUILDINGS . . . . .		537
COIN-OP MACHINES . . . . .		
ALL OTHER . . . . .		777
\$200 & OVER . . . . .		894
\$ 50 TO \$200 . . . . .		1,252
UNDER \$50 . . . . .		848

BURGLARY		
OFFENSES	CLEARANCES	VALUE
1,992	847	\$1,625,124
CLASSIFICATION		OFFENSES
RESIDENCE NIGHT . . . . .		
RESIDENCE DAY . . . . .		1,279
RESIDENCE UNKNOWN . . . . .		
NON-RESIDENCE NIGHT . . . . .		713
NON-RESIDENCE DAY . . . . .		
NON-RESIDENCE UNKNOWN . . . . .		
FORCIBLE ENTRY . . . . .		1,236
UNLAWFUL ENTRY - NO FORCE . . . . .		474
ATTEMPTED FORCIBLE ENTRY . . . . .		282

MOTOR VEHICLE THEFT		
OFFENSES	CLEARANCES	VALUE
603	346	\$901,630
CLASSIFICATION		OFFENSES
AUTO . . . . .		603
TRUCKS & BUSES . . . . .		
OTHER VEHICLES . . . . .		

OFFENSES	CLEARANCES	VALUE STOLEN	VALUE RECOVERED
GRAND TOTALS:	5,860	\$3,411,581	\$634,891

OFFENSES	CLEARANCES	VALUE STOLEN	VALUE RECOVERED
GRAND TOTALS:	1,309	\$1,072,073.31	\$293,176.08

1980: OFFENSES KNOWN TO THE POLICE, CLEARANCES AND VALUE OF PROPERTY STOLEN

AGENCY: NORWICH P.D.

POPULATION: 38,052

MURDER		
OFFENSES	CLEARANCES	VALUE
1	1	\$ 0

RAPE		
OFFENSES	CLEARANCES	VALUE
12	8	\$ 0

ROBBERY		
OFFENSES	CLEARANCES	VALUE
54	30	\$19,468
CLASSIFICATION		OFFENSES
HIGHWAY . . . . .		35
COMMERCIAL HOUSE . . . . .		6
GAS & SERVICE STATION . . . . .		1
CHAIN STORE . . . . .		7
RESIDENCE . . . . .		3
BANK . . . . .		1
MISCELLANEOUS . . . . .		1
ARMED . . . . .		15
STRONG-ARM . . . . .		3

AGGRAVATED ASSAULT		
OFFENSES	CLEARANCES	VALUE
43	34	---
CLASSIFICATION		OFFENSES
FIREARM . . . . .		14
KNIFE, CUTTING INSTR. . . . .		18
OTHER DANGEROUS WEAPON . . . . .		11
HANDS, FISTS, FEET, ETC. . . . .		

BURGLARY		
OFFENSES	CLEARANCES	VALUE
533	259	\$324,489
CLASSIFICATION		OFFENSES
RESIDENCE NIGHT . . . . .		101
RESIDENCE DAY . . . . .		142
RESIDENCE UNKNOWN . . . . .		136
NON-RESIDENCE NIGHT . . . . .		97
NON-RESIDENCE DAY . . . . .		8
NON-RESIDENCE UNKNOWN . . . . .		49
FORCIBLE ENTRY . . . . .		357
UNLAWFUL ENTRY - NO FORCE . . . . .		147
ATTEMPTED FORCIBLE ENTRY . . . . .		29

LARCENY		
OFFENSES	CLEARANCES	VALUE
1,358	729	\$200,022
CLASSIFICATION		OFFENSES
POCKET-PICKING . . . . .		15
PURSE-SNATCHING . . . . .		8
SHOPLIFTING . . . . .		333
FROM MOTOR VEHICLES . . . . .		138
MOTOR VEHICLES PARTS & ACC. . . . .		206
BICYCLES . . . . .		154
FROM BUILDINGS . . . . .		280
COIN-OP MACHINES . . . . .		12
ALL OTHER . . . . .		212
\$200 & OVER . . . . .		243
\$ 50 TO \$200 . . . . .		451
UNDER \$50 . . . . .		664

MOTOR VEHICLE THEFT		
OFFENSES	CLEARANCES	VALUE
129	45	\$270,125
CLASSIFICATION		OFFENSES
AUTO . . . . .		86
TRUCKS & BUSES . . . . .		19
OTHER VEHICLES . . . . .		24

	OFFENSES	CLEARANCES	VALUE STOLEN	VALUE RECOVERED
GRAND TOTALS:	2,130	1,106	\$814,104	\$400,744

1980: OFFENSES KNOWN TO THE POLICE, CLEARANCES AND VALUE OF PROPERTY STOLEN

AGENCY: OLD SAYBROOK P.D.

POPULATION: 9,343

MURDER		
OFFENSES	CLEARANCES	VALUE
1	1	\$ 0

RAPE		
OFFENSES	CLEARANCES	VALUE
0	0	\$ 0

ROBBERY		
OFFENSES	CLEARANCES	VALUE
6	0	\$1,190
CLASSIFICATION		OFFENSES
HIGHWAY . . . . .		1
COMMERCIAL HOUSE . . . . .		2
GAS & SERVICE STATION . . . . .		1
CHAIN STORE . . . . .		1
RESIDENCE . . . . .		
BANK . . . . .		
MISCELLANEOUS . . . . .		1
ARMED . . . . .		4
STRONG-ARM . . . . .		2

AGGRAVATED ASSAULT		
OFFENSES	CLEARANCES	VALUE
10	5	---
CLASSIFICATION		OFFENSES
FIREARM . . . . .		3
KNIFE, CUTTING INSTR. . . . .		3
OTHER DANGEROUS WEAPON . . . . .		4
HANDS, FISTS, FEET, ETC. . . . .		

BURGLARY		
OFFENSES	CLEARANCES	VALUE
231	31	\$220,473
CLASSIFICATION		OFFENSES
RESIDENCE NIGHT . . . . .		22
RESIDENCE DAY . . . . .		28
RESIDENCE UNKNOWN . . . . .		75
NON-RESIDENCE NIGHT . . . . .		91
NON-RESIDENCE DAY . . . . .		15
NON-RESIDENCE UNKNOWN . . . . .		
FORCIBLE ENTRY . . . . .		192
UNLAWFUL ENTRY - NO FORCE . . . . .		34
ATTEMPTED FORCIBLE ENTRY . . . . .		5

LARCENY		
OFFENSES	CLEARANCES	VALUE
469	113	\$147,133
CLASSIFICATION		OFFENSES
POCKET-PICKING . . . . .		7
PURSE-SNATCHING . . . . .		72
SHOPLIFTING . . . . .		48
FROM MOTOR VEHICLES . . . . .		84
MOTOR VEHICLES PARTS & ACC. . . . .		63
BICYCLES . . . . .		63
FROM BUILDINGS . . . . .		
COIN-OP MACHINES . . . . .		
ALL OTHER . . . . .		132
\$200 & OVER . . . . .		149
\$ 50 TO \$200 . . . . .		181
UNDER \$50 . . . . .		139

MOTOR VEHICLE THEFT		
OFFENSES	CLEARANCES	VALUE
26	4	\$96,038
CLASSIFICATION		OFFENSES
AUTO . . . . .		14
TRUCKS & BUSES . . . . .		5
OTHER VEHICLES . . . . .		7

	OFFENSES	CLEARANCES	VALUE STOLEN	VALUE RECOVERED
GRAND TOTALS:	743	154	\$464,834	\$56,912

1980: OFFENSES KNOWN TO THE POLICE, CLEARANCES AND VALUE OF PROPERTY STOLEN

AGENCY: ORANGE P.D.

POPULATION: 13,225

MURDER		
OFFENSES	CLEARANCES	VALUE
0	0	\$ 0

RAPE		
OFFENSES	CLEARANCES	VALUE
1	0	\$ 0

ROBBERY		
OFFENSES	CLEARANCES	VALUE
10	3	\$13,096
CLASSIFICATION		OFFENSES
HIGHWAY . . . . .		3
COMMERCIAL HOUSE . . . . .		2
GAS & SERVICE STATION . . . . .		1
CHAIN STORE . . . . .		1
RESIDENCE . . . . .		1
BANK . . . . .		2
MISCELLANEOUS . . . . .		
ARMED . . . . .		5
STRONG-ARM . . . . .		5

AGGRAVATED ASSAULT		
OFFENSES	CLEARANCES	VALUE
21	9	---
CLASSIFICATION		OFFENSES
FIREARM . . . . .		1
KNIFE, CUTTING INSTR. . . . .		1
OTHER DANGEROUS WEAPON . . . . .		19
HANDS, FISTS, FEET, ETC. . . . .		

BURGLARY		
OFFENSES	CLEARANCES	VALUE
135	23	\$137,643
CLASSIFICATION		OFFENSES
RESIDENCE NIGHT . . . . .		32
RESIDENCE DAY . . . . .		32
RESIDENCE UNKNOWN . . . . .		18
NON-RESIDENCE NIGHT . . . . .		30
NON-RESIDENCE DAY . . . . .		1
NON-RESIDENCE UNKNOWN . . . . .		22
FORCIBLE ENTRY . . . . .		101
UNLAWFUL ENTRY - NO FORCE . . . . .		8
ATTEMPTED FORCIBLE ENTRY . . . . .		26

LARCENY		
OFFENSES	CLEARANCES	VALUE
656	329	\$156,699
CLASSIFICATION		OFFENSES
POCKET-PICKING . . . . .		8
PURSE-SNATCHING . . . . .		253
SHOPLIFTING . . . . .		53
FROM MOTOR VEHICLES . . . . .		56
MOTOR VEHICLES PARTS & ACC. . . . .		31
BICYCLES . . . . .		41
FROM BUILDINGS . . . . .		
COIN-OP MACHINES . . . . .		214
ALL OTHER . . . . .		
\$200 & OVER . . . . .		172
\$ 50 TO \$200 . . . . .		233
UNDER \$50 . . . . .		251

MOTOR VEHICLE THEFT		
OFFENSES	CLEARANCES	VALUE
79	10	\$143,985
CLASSIFICATION		OFFENSES
AUTO . . . . .		64
TRUCKS & BUSES . . . . .		6
OTHER VEHICLES . . . . .		9

GRAND TOTALS:	OFFENSES	CLEARANCES	VALUE STOLEN	VALUE RECOVERED
	902	374	\$451,423	\$102,441

1980: OFFENSES KNOWN TO THE POLICE, CLEARANCES AND VALUE OF PROPERTY STOLEN

AGENCY: PLAINVILLE P.D.

POPULATION: 16,429

MURDER		
OFFENSES	CLEARANCES	VALUE
0	0	\$ 0

RAPE		
OFFENSES	CLEARANCES	VALUE
2	1	\$ 0

ROBBERY		
OFFENSES	CLEARANCES	VALUE
9	3	\$13,365
CLASSIFICATION		OFFENSES
HIGHWAY . . . . .		2
COMMERCIAL HOUSE . . . . .		1
GAS & SERVICE STATION . . . . .		
CHAIN STORE . . . . .		4
RESIDENCE . . . . .		
BANK . . . . .		
MISCELLANEOUS . . . . .		2
ARMED . . . . .		8
STRONG-ARM . . . . .		1

AGGRAVATED ASSAULT		
OFFENSES	CLEARANCES	VALUE
23	14	---
CLASSIFICATION		OFFENSES
FIREARM . . . . .		1
KNIFE, CUTTING INSTR. . . . .		5
OTHER DANGEROUS WEAPON . . . . .		2
HANDS, FISTS, FEET, ETC. . . . .		15

BURGLARY		
OFFENSES	CLEARANCES	VALUE
207	44	\$79,591
CLASSIFICATION		OFFENSES
RESIDENCE NIGHT . . . . .		53
RESIDENCE DAY . . . . .		28
RESIDENCE UNKNOWN . . . . .		39
NON-RESIDENCE NIGHT . . . . .		63
NON-RESIDENCE DAY . . . . .		7
NON-RESIDENCE UNKNOWN . . . . .		17
FORCIBLE ENTRY . . . . .		134
UNLAWFUL ENTRY - NO FORCE . . . . .		38
ATTEMPTED FORCIBLE ENTRY . . . . .		35

LARCENY		
OFFENSES	CLEARANCES	VALUE
523	151	\$223,072.65
CLASSIFICATION		OFFENSES
POCKET-PICKING . . . . .		1
PURSE-SNATCHING . . . . .		3
SHOPLIFTING . . . . .		13
FROM MOTOR VEHICLES . . . . .		61
MOTOR VEHICLES PARTS & ACC. . . . .		90
BICYCLES . . . . .		130
FROM BUILDINGS . . . . .		94
COIN-OP MACHINES . . . . .		2
ALL OTHER . . . . .		129
\$200 & OVER . . . . .		98
\$ 50 TO \$200 . . . . .		227
UNDER \$50 . . . . .		198

MOTOR VEHICLE THEFT		
OFFENSES	CLEARANCES	VALUE
92	10	\$161,325
CLASSIFICATION		OFFENSES
AUTO . . . . .		62
TRUCKS & BUSES . . . . .		7
OTHER VEHICLES . . . . .		23

GRAND TOTALS:	OFFENSES	CLEARANCES	VALUE STOLEN	VALUE RECOVERED
	856	223	\$477,353.65	\$159,112.86

1980: OFFENSES KNOWN TO THE POLICE, CLEARANCES AND VALUE OF PROPERTY STOLEN

AGENCY: PLYMOUTH P.D.

POPULATION: 10,745

MURDER		
OFFENSES	CLEARANCES	VALUE
0	0	\$ 0

RAPE		
OFFENSES	CLEARANCES	VALUE
1	1	\$ 0

ROBBERY		
OFFENSES	CLEARANCES	VALUE
3	2	\$1,808

AGGRAVATED ASSAULT		
OFFENSES	CLEARANCES	VALUE
3	2	---
CLASSIFICATION		OFFENSES
FIREARM		1
KNIFE, CUTTING INSTR.		2
OTHER DANGEROUS WEAPON		1
HANDS, FISTS, FEET, ETC.		1

CLASSIFICATION		OFFENSES
HIGHWAY		1
COMMERCIAL HOUSE		
GAS & SERVICE STATION		
CHAIN STORE		1
RESIDENCE		
BANK		
MISCELLANEOUS		1

BURGLARY		
OFFENSES	CLEARANCES	VALUE
117	39	\$69,351.31

ARMED		1
STRONG-ARM		2

CLASSIFICATION		OFFENSES
RESIDENCE NIGHT		22
RESIDENCE DAY		34
RESIDENCE UNKNOWN		18
NON-RESIDENCE NIGHT		37
NON-RESIDENCE DAY		5
NON-RESIDENCE UNKNOWN		1

LARCENY		
OFFENSES	CLEARANCES	VALUE
123	23	\$28,789.09

FORCIBLE ENTRY		91
UNLAWFUL ENTRY - NO FORCE		12
ATTEMPTED FORCIBLE ENTRY		14

CLASSIFICATION		OFFENSES
POCKET-PICKING		
PURSE-SNATCHING		
SHOPLIFTING		2
FROM MOTOR VEHICLES		21
MOTOR VEHICLES PARTS & ACC.		16
BICYCLES		18
FROM BUILDINGS		25
COIN-OP MACHINES		
ALL OTHER		41

MOTOR VEHICLE THEFT		
OFFENSES	CLEARANCES	VALUE
27	8	\$44,175

\$200 & OVER		35
\$ 50 TO \$200		49
UNDER \$50		39

CLASSIFICATION		OFFENSES
AUTO		19
TRUCKS & BUSES		2
OTHER VEHICLES		6

	OFFENSES	CLEARANCES	VALUE STOLEN	VALUE RECOVERED
GRAND TOTALS:	274	75	\$144,123.40	\$38,575.54

1980: OFFENSES KNOWN TO THE POLICE, CLEARANCES AND VALUE OF PROPERTY STOLEN

AGENCY: PUTNAM P.D.

POPULATION: 6,857

MURDER		
OFFENSES	CLEARANCES	VALUE
0	0	\$ 0

RAPE		
OFFENSES	CLEARANCES	VALUE
0	1	\$ 0

ROBBERY		
OFFENSES	CLEARANCES	VALUE
1	1	\$40

AGGRAVATED ASSAULT		
OFFENSES	CLEARANCES	VALUE
7	5	---

CLASSIFICATION		OFFENSES
HIGHWAY		
COMMERCIAL HOUSE		
GAS & SERVICE STATION		1
CHAIN STORE		
RESIDENCE		
BANK		
MISCELLANEOUS		

CLASSIFICATION		OFFENSES
FIREARM		1
KNIFE, CUTTING INSTR.		2
OTHER DANGEROUS WEAPON		1
HANDS, FISTS, FEET, ETC.		3

ARMED		1
STRONG-ARM		

BURGLARY		
OFFENSES	CLEARANCES	VALUE
88	20	\$7,842

LARCENY		
OFFENSES	CLEARANCES	VALUE
209	74	\$10,791.99

CLASSIFICATION		OFFENSES
RESIDENCE NIGHT		11
RESIDENCE DAY		4
RESIDENCE UNKNOWN		30
NON-RESIDENCE NIGHT		13
NON-RESIDENCE DAY		2
NON-RESIDENCE UNKNOWN		28

CLASSIFICATION		OFFENSES
POCKET-PICKING		
PURSE-SNATCHING		1
SHOPLIFTING		49
FROM MOTOR VEHICLES		19
MOTOR VEHICLES PARTS & ACC.		30
BICYCLES		53
FROM BUILDINGS		24
COIN-OP MACHINES		1
ALL OTHER		32

FORCIBLE ENTRY		58
UNLAWFUL ENTRY - NO FORCE		17
ATTEMPTED FORCIBLE ENTRY		13

\$200 & OVER		10
\$ 50 TO \$200		61
UNDER \$50		138

MOTOR VEHICLE THEFT		
OFFENSES	CLEARANCES	VALUE
13	9	\$22,600

	OFFENSES	CLEARANCES	VALUE STOLEN	VALUE RECOVERED
GRAND TOTALS:	318	110	\$41,273.99	\$25,570.80

1980: OFFENSES KNOWN TO THE POLICE, CLEARANCES AND VALUE OF PROPERTY STOLEN

AGENCY: RIDGEFIELD P.D.

POPULATION: 20,035

MURDER		
OFFENSES	CLEARANCES	VALUE
0	0	\$ 0

RAPE		
OFFENSES	CLEARANCES	VALUE
2	0	\$ 0

ROBBERY		
OFFENSES	CLEARANCES	VALUE
2	0	\$612
CLASSIFICATION		OFFENSES
HIGHWAY		2
COMMERCIAL HOUSE		
GAS & SERVICE STATION		
CHAIN STORE		
RESIDENCE		
BANK		
MISCELLANEOUS		
ARMED		2
STRONG-ARM		

AGGRAVATED ASSAULT		
OFFENSES	CLEARANCES	VALUE
33	11	---
CLASSIFICATION		OFFENSES
FIREARM		2
KNIFE, CUTTING INSTR.		3
OTHER DANGEROUS WEAPON		28

BURGLARY		
OFFENSES	CLEARANCES	VALUE
196	28	\$370,541
CLASSIFICATION		OFFENSES
RESIDENCE NIGHT		41
RESIDENCE DAY		68
RESIDENCE UNKNOWN		43
NON-RESIDENCE NIGHT		28
NON-RESIDENCE DAY		2
NON-RESIDENCE UNKNOWN		14
FORCIBLE ENTRY		116
UNLAWFUL ENTRY - NO FORCE		64
ATTEMPTED FORCIBLE ENTRY		16

LARCENY		
OFFENSES	CLEARANCES	VALUE
365	75	\$137,059.63
CLASSIFICATION		OFFENSES
POCKET-PICKING		2
PURSE-SNATCHING		2
SHOPLIFTING		45
FROM MOTOR VEHICLES		45
MOTOR VEHICLES PARTS & ACC.		57
BICYCLES		25
FROM BUILDINGS		37
COIN-OP MACHINES		
ALL OTHER		152
\$200 & OVER		120
\$ 50 TO \$200		101
UNDER \$50		144

MOTOR VEHICLE THEFT		
OFFENSES	CLEARANCES	VALUE
25	2	\$99,665
CLASSIFICATION		OFFENSES
AUTO		16
TRUCKS & BUSES		6
OTHER VEHICLES		3

	OFFENSES	CLEARANCES	VALUE STOLEN	VALUE RECOVERED
GRAND TOTALS:	623	116	\$607,877.63	\$83,726

1980: OFFENSES KNOWN TO THE POLICE, CLEARANCES AND VALUE OF PROPERTY STOLEN

AGENCY: ROCKY HILL P.D.

POPULATION: 14,569

MURDER		
OFFENSES	CLEARANCES	VALUE
0	0	\$ 0

RAPE		
OFFENSES	CLEARANCES	VALUE
1	0	\$ 0

ROBBERY		
OFFENSES	CLEARANCES	VALUE
12	4	\$37,298
CLASSIFICATION		OFFENSES
HIGHWAY		
COMMERCIAL HOUSE		1
GAS & SERVICE STATION		1
CHAIN STORE		4
RESIDENCE		3
BANK		1
MISCELLANEOUS		2
ARMED		10
STRONG-ARM		2

AGGRAVATED ASSAULT		
OFFENSES	CLEARANCES	VALUE
15	9	---
CLASSIFICATION		OFFENSES
FIREARM		1
KNIFE, CUTTING INSTR.		2
OTHER DANGEROUS WEAPON		2
HANDS, FISTS, FEET, ETC.		10

BURGLARY		
OFFENSES	CLEARANCES	VALUE
141	13	\$119,745
CLASSIFICATION		OFFENSES
RESIDENCE NIGHT		22
RESIDENCE DAY		50
RESIDENCE UNKNOWN		37
NON-RESIDENCE NIGHT		28
NON-RESIDENCE DAY		1
NON-RESIDENCE UNKNOWN		3
FORCIBLE ENTRY		84
UNLAWFUL ENTRY - NO FORCE		40
ATTEMPTED FORCIBLE ENTRY		17

LARCENY		
OFFENSES	CLEARANCES	VALUE
361	76	\$111,390.80
CLASSIFICATION		OFFENSES
POCKET-PICKING		10
PURSE-SNATCHING		1
SHOPLIFTING		56
FROM MOTOR VEHICLES		47
MOTOR VEHICLES PARTS & ACC.		111
BICYCLES		14
FROM BUILDINGS		88
COIN-OP MACHINES		1
ALL OTHER		33
\$200 & OVER		121
\$ 50 TO \$200		107
UNDER \$50		133

MOTOR VEHICLE THEFT		
OFFENSES	CLEARANCES	VALUE
82	12	\$152,260
CLASSIFICATION		OFFENSES
AUTO		58
TRUCKS & BUSES		5
OTHER VEHICLES		19

	OFFENSES	CLEARANCES	VALUE STOLEN	VALUE RECOVERED
GRAND TOTALS:	612	114	\$420,693.80	\$118,662.30

1980: OFFENSES KNOWN TO THE POLICE, CLEARANCES AND VALUE OF PROPERTY STOLEN

AGENCY: SEYMOUR P.D.

POPULATION: 13,343

MURDER		
OFFENSES	CLEARANCES	VALUE
0	0	\$ 0

RAPE		
OFFENSES	CLEARANCES	VALUE
0	0	\$ 0

ROBBERY		
OFFENSES	CLEARANCES	VALUE
2	3	\$1,250
CLASSIFICATION		OFFENSES
HIGHWAY . . . . .		1
COMMERCIAL HOUSE . . . . .		
GAS & SERVICE STATION . . . . .		
CHAIN STORE . . . . .		
RESIDENCE . . . . .		
BANK . . . . .		1
MISCELLANEOUS . . . . .		1
ARMED . . . . .		2
STRONG-ARM . . . . .		

AGGRAVATED ASSAULT		
OFFENSES	CLEARANCES	VALUE
2	2	---
CLASSIFICATION		OFFENSES
FIREARM . . . . .		1
KNIFE, CUTTING INSTR. . . . .		1
OTHER DANGEROUS WEAPON . . . . .		1
HANDS, FISTS, FEET, ETC. . . . .		1

BURGLARY		
OFFENSES	CLEARANCES	VALUE
112	49	\$106,073
CLASSIFICATION		OFFENSES
RESIDENCE NIGHT . . . . .		5
RESIDENCE DAY . . . . .		45
RESIDENCE UNKNOWN . . . . .		24
NON-RESIDENCE NIGHT . . . . .		21
NON-RESIDENCE DAY . . . . .		2
NON-RESIDENCE UNKNOWN . . . . .		15
FORCIBLE ENTRY . . . . .		76
UNLAWFUL ENTRY - NO FORCE . . . . .		26
ATTEMPTED FORCIBLE ENTRY . . . . .		10

LARCENY		
OFFENSES	CLEARANCES	VALUE
348	154	\$51,605
CLASSIFICATION		OFFENSES
POCKET-PICKING . . . . .		1
PURSE-SNATCHING . . . . .		34
SHOPLIFTING . . . . .		58
FROM MOTOR VEHICLES . . . . .		41
MOTOR VEHICLES PARTS & ACC. . . . .		44
BICYCLES . . . . .		51
FROM BUILDINGS . . . . .		
COIN-OP MACHINES . . . . .		
ALL OTHER . . . . .		119
\$200 & OVER . . . . .		60
\$ 50 TO \$200 . . . . .		132
UNDER \$50 . . . . .		156

MOTOR VEHICLE THEFT		
OFFENSES	CLEARANCES	VALUE
43	7	\$94,600
CLASSIFICATION		OFFENSES
AUTO . . . . .		36
TRUCKS & BUSES . . . . .		4
OTHER VEHICLES . . . . .		3

1980: OFFENSES KNOWN TO THE POLICE, CLEARANCES AND VALUE OF PROPERTY STOLEN

AGENCY: SHELTON P.D.

POPULATION: 31,401

MURDER		
OFFENSES	CLEARANCES	VALUE
1	1	\$ 0

RAPE		
OFFENSES	CLEARANCES	VALUE
3	0	\$ 0

ROBBERY		
OFFENSES	CLEARANCES	VALUE
14	7	\$6,125
CLASSIFICATION		OFFENSES
HIGHWAY . . . . .		3
COMMERCIAL HOUSE . . . . .		3
GAS & SERVICE STATION . . . . .		2
CHAIN STORE . . . . .		2
RESIDENCE . . . . .		1
BANK . . . . .		3
MISCELLANEOUS . . . . .		
ARMED . . . . .		11
STRONG-ARM . . . . .		3

AGGRAVATED ASSAULT		
OFFENSES	CLEARANCES	VALUE
21	11	---
CLASSIFICATION		OFFENSES
FIREARM . . . . .		3
KNIFE, CUTTING INSTR. . . . .		3
OTHER DANGEROUS WEAPON . . . . .		15
HANDS, FISTS, FEET, ETC. . . . .		

BURGLARY		
OFFENSES	CLEARANCES	VALUE
177	48	\$266,807
CLASSIFICATION		OFFENSES
RESIDENCE NIGHT . . . . .		26
RESIDENCE DAY . . . . .		78
RESIDENCE UNKNOWN . . . . .		46
NON-RESIDENCE NIGHT . . . . .		18
NON-RESIDENCE DAY . . . . .		1
NON-RESIDENCE UNKNOWN . . . . .		8
FORCIBLE ENTRY . . . . .		162
UNLAWFUL ENTRY - NO FORCE . . . . .		15
ATTEMPTED FORCIBLE ENTRY . . . . .		

LARCENY		
OFFENSES	CLEARANCES	VALUE
490	57	\$188,551
CLASSIFICATION		OFFENSES
POCKET-PICKING . . . . .		1
PURSE-SNATCHING . . . . .		2
SHOPLIFTING . . . . .		6
FROM MOTOR VEHICLES . . . . .		115
MOTOR VEHICLES PARTS & ACC. . . . .		74
BICYCLES . . . . .		44
FROM BUILDINGS . . . . .		118
COIN-OP MACHINES . . . . .		2
ALL OTHER . . . . .		128
\$200 & OVER . . . . .		167
\$ 50 TO \$200 . . . . .		196
UNDER \$50 . . . . .		127

MOTOR VEHICLE THEFT		
OFFENSES	CLEARANCES	VALUE
53	3	\$196,710
CLASSIFICATION		OFFENSES
AUTO . . . . .		35
TRUCKS & BUSES . . . . .		5
OTHER VEHICLES . . . . .		13

	OFFENSES	CLEARANCES	VALUE STOLEN	VALUE RECOVERED
GRAND TOTALS:	759	127	\$658,193	\$99,276

	OFFENSES	CLEARANCES	VALUE STOLEN	VALUE RECOVERED
GRAND TOTALS:	507	215	\$253,528	\$104,258

1980: OFFENSES KNOWN TO THE POLICE, CLEARANCES AND VALUE OF PROPERTY STOLEN

AGENCY: SIMSBURY P.D.

POPULATION: 19,810

MURDER		
OFFENSES	CLEARANCES	VALUE
1	0	\$ 0

RAPE		
OFFENSES	CLEARANCES	VALUE
0	0	\$ 0

ROBBERY		
OFFENSES	CLEARANCES	VALUE
2	1	\$15,250
CLASSIFICATION		OFFENSES
HIGHWAY . . . . .		
COMMERCIAL HOUSE . . . . .		1
GAS & SERVICE STATION . . . . .		
CHAIN STORE . . . . .		1
RESIDENCE . . . . .		
BANK . . . . .		
MISCELLANEOUS . . . . .		
ARMED . . . . .		2
STRONG-ARM . . . . .		

AGGRAVATED ASSAULT		
OFFENSES	CLEARANCES	VALUE
22	19	---
CLASSIFICATION		OFFENSES
FIREARM . . . . .		2
KNIFE, CUTTING INSTR. . . . .		2
OTHER DANGEROUS WEAPON . . . . .		18
HANDS, FISTS, FEET, ETC. . . . .		

BURGLARY		
OFFENSES	CLEARANCES	VALUE
138	22	\$145,072
CLASSIFICATION		OFFENSES
RESIDENCE NIGHT . . . . .		24
RESIDENCE DAY . . . . .		34
RESIDENCE UNKNOWN . . . . .		55
NON-RESIDENCE NIGHT . . . . .		14
NON-RESIDENCE DAY . . . . .		1
NON-RESIDENCE UNKNOWN . . . . .		10
FORCIBLE ENTRY . . . . .		81
UNLAWFUL ENTRY - NO FORCE . . . . .		56
ATTEMPTED FORCIBLE ENTRY . . . . .		1

LARCENY		
OFFENSES	CLEARANCES	VALUE
239	46	\$77,902
CLASSIFICATION		OFFENSES
POCKET-PICKING . . . . .		1
PURSE-SNATCHING . . . . .		25
SHOPLIFTING . . . . .		36
FROM MOTOR VEHICLES . . . . .		52
MOTOR VEHICLES PARTS & ACC. . . . .		32
BICYCLES . . . . .		39
FROM BUILDINGS . . . . .		2
COIN-OP MACHINES . . . . .		52
ALL OTHER . . . . .		
\$200 & OVER . . . . .		68
\$ 50 TO \$200 . . . . .		103
UNDER \$50 . . . . .		68

MOTOR VEHICLE THEFT		
OFFENSES	CLEARANCES	VALUE
19	5	\$69,320
CLASSIFICATION		OFFENSES
AUTO . . . . .		14
TRUCKS & BUSES . . . . .		2
OTHER VEHICLES . . . . .		3

	OFFENSES	CLEARANCES	VALUE STOLEN	VALUE RECOVERED
GRAND TOTALS:	421	93	\$307,544	\$96,560

1980: OFFENSES KNOWN TO THE POLICE, CLEARANCES AND VALUE OF PROPERTY STOLEN

AGENCY: SOUTH WINDSOR P.D.

POPULATION: 17,204

MURDER		
OFFENSES	CLEARANCES	VALUE
1	1	\$ 0

RAPE		
OFFENSES	CLEARANCES	VALUE
3	1	\$50

ROBBERY		
OFFENSES	CLEARANCES	VALUE
9	6	\$3,832
CLASSIFICATION		OFFENSES
HIGHWAY . . . . .		2
COMMERCIAL HOUSE . . . . .		2
GAS & SERVICE STATION . . . . .		5
CHAIN STORE . . . . .		
RESIDENCE . . . . .		
BANK . . . . .		
MISCELLANEOUS . . . . .		
ARMED . . . . .		6
STRONG-ARM . . . . .		3

AGGRAVATED ASSAULT		
OFFENSES	CLEARANCES	VALUE
14	13	---
CLASSIFICATION		OFFENSES
FIREARM . . . . .		3
KNIFE, CUTTING INSTR. . . . .		1
OTHER DANGEROUS WEAPON . . . . .		10
HANDS, FISTS, FEET, ETC. . . . .		

BURGLARY		
OFFENSES	CLEARANCES	VALUE
145	38	\$163,920
CLASSIFICATION		OFFENSES
RESIDENCE NIGHT . . . . .		29
RESIDENCE DAY . . . . .		47
RESIDENCE UNKNOWN . . . . .		25
NON-RESIDENCE NIGHT . . . . .		30
NON-RESIDENCE DAY . . . . .		4
NON-RESIDENCE UNKNOWN . . . . .		10
FORCIBLE ENTRY . . . . .		94
UNLAWFUL ENTRY - NO FORCE . . . . .		38
ATTEMPTED FORCIBLE ENTRY . . . . .		13

LARCENY		
OFFENSES	CLEARANCES	VALUE
330	62	\$108,259
CLASSIFICATION		OFFENSES
POCKET-PICKING . . . . .		1
PURSE-SNATCHING . . . . .		1
SHOPLIFTING . . . . .		3
FROM MOTOR VEHICLES . . . . .		68
MOTOR VEHICLES PARTS & ACC. . . . .		53
BICYCLES . . . . .		33
FROM BUILDINGS . . . . .		83
COIN-OP MACHINES . . . . .		3
ALL OTHER . . . . .		85
\$200 & OVER . . . . .		91
\$ 50 TO \$200 . . . . .		115
UNDER \$50 . . . . .		124

MOTOR VEHICLE THEFT		
OFFENSES	CLEARANCES	VALUE
33	10	\$57,237
CLASSIFICATION		OFFENSES
AUTO . . . . .		16
TRUCKS & BUSES . . . . .		4
OTHER VEHICLES . . . . .		13

	OFFENSES	CLEARANCES	VALUE STOLEN	VALUE RECOVERED
GRAND TOTALS:	535	131	\$333,298	\$71,500

1980: OFFENSES KNOWN TO THE POLICE, CLEARANCES AND VALUE OF PROPERTY STOLEN

AGENCY: SOUTHTON P.D.

POPULATION: 36,747

MURDER		
OFFENSES	CLEARANCES	VALUE
0	0	\$ 0

RAPE		
OFFENSES	CLEARANCES	VALUE
5	3	\$ 0

ROBBERY		
OFFENSES	CLEARANCES	VALUE
11	3	\$22,849
CLASSIFICATION		OFFENSES
HIGHWAY . . . . .		5
COMMERCIAL HOUSE . . . . .		2
GAS & SERVICE STATION . . . . .		1
CHAIN STORE . . . . .		3
RESIDENCE . . . . .		
BANK . . . . .		
MISCELLANEOUS . . . . .		
ARMED . . . . .		6
STRONG-ARM . . . . .		5

AGGRAVATED ASSAULT		
OFFENSES	CLEARANCES	VALUE
58	56	---
CLASSIFICATION		OFFENSES
FIREARM . . . . .		4
KNIFE, CUTTING INSTR. . . . .		6
OTHER DANGEROUS WEAPON . . . . .		4
HANDS, FISTS, FEET, ETC. . . . .		44

BURGLARY		
OFFENSES	CLEARANCES	VALUE
381	128	\$293,007.81
CLASSIFICATION		OFFENSES
RESIDENCE NIGHT . . . . .		88
RESIDENCE DAY . . . . .		112
RESIDENCE UNKNOWN . . . . .		33
NON-RESIDENCE NIGHT . . . . .		141
NON-RESIDENCE DAY . . . . .		
NON-RESIDENCE UNKNOWN . . . . .		7
FORCIBLE ENTRY . . . . .		312
UNLAWFUL ENTRY - NO FORCE . . . . .		16
ATTEMPTED FORCIBLE ENTRY . . . . .		53

LARCENY		
OFFENSES	CLEARANCES	VALUE
713	165	\$141,775.41
CLASSIFICATION		OFFENSES
POCKET-PICKING . . . . .		1
PURSE-SNATCHING . . . . .		75
FROM MOTOR VEHICLES . . . . .		100
MOTOR VEHICLES PARTS & ACC. . . . .		149
BICYCLES . . . . .		137
FROM BUILDINGS . . . . .		106
COIN-OP MACHINES . . . . .		12
ALL OTHER . . . . .		133
\$200 & OVER . . . . .		182
\$ 50 TO \$200 . . . . .		323
UNDER \$50 . . . . .		208

MOTOR VEHICLE THEFT		
OFFENSES	CLEARANCES	VALUE
109	9	\$455,397.50
CLASSIFICATION		OFFENSES
AUTO . . . . .		84
TRUCKS & BUSES . . . . .		11
OTHER VEHICLES . . . . .		14

	OFFENSES	CLEARANCES	VALUE STOLEN	VALUE RECOVERED
GRAND TOTALS:	1,277	364	\$913,029.72	\$372,726

1980: OFFENSES KNOWN TO THE POLICE, CLEARANCES AND VALUE OF PROPERTY STOLEN

AGENCY: STAFFORD SPRINGS P.D.

POPULATION: 3,375

MURDER		
OFFENSES	CLEARANCES	VALUE
0	0	\$ 0

RAPE		
OFFENSES	CLEARANCES	VALUE
3	2	\$ 0

ROBBERY		
OFFENSES	CLEARANCES	VALUE
2	1	\$307
CLASSIFICATION		OFFENSES
HIGHWAY . . . . .		
COMMERCIAL HOUSE . . . . .		
GAS & SERVICE STATION . . . . .		
CHAIN STORE . . . . .		
RESIDENCE . . . . .		1
BANK . . . . .		
MISCELLANEOUS . . . . .		1
ARMED . . . . .		1
STRONG-ARM . . . . .		1

AGGRAVATED ASSAULT		
OFFENSES	CLEARANCES	VALUE
5	5	---
CLASSIFICATION		OFFENSES
FIREARM . . . . .		1
KNIFE, CUTTING INSTR. . . . .		
OTHER DANGEROUS WEAPON . . . . .		
HANDS, FISTS, FEET, ETC. . . . .		4

BURGLARY		
OFFENSES	CLEARANCES	VALUE
48	13	\$12,687
CLASSIFICATION		OFFENSES
RESIDENCE NIGHT . . . . .		9
RESIDENCE DAY . . . . .		5
RESIDENCE UNKNOWN . . . . .		1
NON-RESIDENCE NIGHT . . . . .		31
NON-RESIDENCE DAY . . . . .		
NON-RESIDENCE UNKNOWN . . . . .		2
FORCIBLE ENTRY . . . . .		45
UNLAWFUL ENTRY - NO FORCE . . . . .		2
ATTEMPTED FORCIBLE ENTRY . . . . .		1

LARCENY		
OFFENSES	CLEARANCES	VALUE
68	8	\$10,628.20
CLASSIFICATION		OFFENSES
POCKET-PICKING . . . . .		1
PURSE-SNATCHING . . . . .		3
SHOPLIFTING . . . . .		23
FROM MOTOR VEHICLES . . . . .		3
MOTOR VEHICLES PARTS & ACC. . . . .		12
BICYCLES . . . . .		15
FROM BUILDINGS . . . . .		2
COIN-OP MACHINES . . . . .		9
ALL OTHER . . . . .		
\$200 & OVER . . . . .		14
\$ 50 TO \$200 . . . . .		28
UNDER \$50 . . . . .		26

MOTOR VEHICLE THEFT		
OFFENSES	CLEARANCES	VALUE
12	6	\$36,800
CLASSIFICATION		OFFENSES
AUTO . . . . .		10
TRUCKS & BUSES . . . . .		1
OTHER VEHICLES . . . . .		1

	OFFENSES	CLEARANCES	VALUE STOLEN	VALUE RECOVERED
GRAND TOTALS:	138	35	\$60,422.20	\$31,971



1980: OFFENSES KNOWN TO THE POLICE, CLEARANCES AND VALUE OF PROPERTY STOLEN

AGENCY: STAMFORD P.D.

POPULATION: 101,636

MURDER		
OFFENSES	CLEARANCES	VALUE
5	5	\$ 0

RAPE		
OFFENSES	CLEARANCES	VALUE
13	9	\$ 0

ROBBERY		
OFFENSES	CLEARANCES	VALUE
279	56	\$98,182
CLASSIFICATION		OFFENSES
HIGHWAY . . . . .		231
COMMERCIAL HOUSE . . . . .		24
GAS & SERVICE STATION . . . . .		5
CHAIN STORE . . . . .		9
RESIDENCE . . . . .		5
BANK . . . . .		4
MISCELLANEOUS . . . . .		1
ARMED . . . . .		76
STRONG-ARM . . . . .		203

AGGRAVATED ASSAULT		
OFFENSES	CLEARANCES	VALUE
123	47	---
CLASSIFICATION		OFFENSES
FIREARM . . . . .		13
KNIFE, CUTTING INSTR. . . . .		58
OTHER DANGEROUS WEAPON . . . . .		38
HANDS, FISTS, FEET, ETC. . . . .		14

LARCENY		
OFFENSES	CLEARANCES	VALUE
3,593	862	\$1,345,759
CLASSIFICATION		OFFENSES
POCKET-PICKING . . . . .		30
PURSE-SNATCHING . . . . .		6
SHOPLIFTING . . . . .		385
FROM MOTOR VEHICLES . . . . .		1,033
MOTOR VEHICLES PARTS & ACC. . . . .		694
BICYCLES . . . . .		245
FROM BUILDINGS . . . . .		1,077
COIN-OP MACHINES . . . . .		5
ALL OTHER . . . . .		118
\$200 & OVER . . . . .		1,579
\$ 50 TO \$200 . . . . .		1,174
UNDER \$50 . . . . .		840

BURGLARY		
OFFENSES	CLEARANCES	VALUE
2,542	233	\$2,619,186
CLASSIFICATION		OFFENSES
RESIDENCE NIGHT . . . . .		393
RESIDENCE DAY . . . . .		1,447
RESIDENCE UNKNOWN . . . . .		
NON-RESIDENCE NIGHT . . . . .		653
NON-RESIDENCE DAY . . . . .		49
NON-RESIDENCE UNKNOWN . . . . .		
FORCIBLE ENTRY . . . . .		2,272
UNLAWFUL ENTRY - NO FORCE . . . . .		2
ATTEMPTED FORCIBLE ENTRY . . . . .		268

MOTOR VEHICLE THEFT		
OFFENSES	CLEARANCES	VALUE
816	31	\$2,230,294
CLASSIFICATION		OFFENSES
AUTO . . . . .		676
TRUCKS & BUSES . . . . .		38
OTHER VEHICLES . . . . .		102

	OFFENSES	CLEARANCES	VALUE STOLEN	VALUE RECOVERED
GRAND TOTALS:	7,371	1,243	\$6,293,421	\$1,736,225

1980: OFFENSES KNOWN TO THE POLICE, CLEARANCES AND VALUE OF PROPERTY STOLEN

AGENCY: STONINGTON P.D.

POPULATION: 16,242

MURDER		
OFFENSES	CLEARANCES	VALUE
0	0	\$ 0

RAPE		
OFFENSES	CLEARANCES	VALUE
1	1	\$ 0

ROBBERY		
OFFENSES	CLEARANCES	VALUE
7	1	\$765
CLASSIFICATION		OFFENSES
HIGHWAY . . . . .		1
COMMERCIAL HOUSE . . . . .		
GAS & SERVICE STATION . . . . .		1
CHAIN STORE . . . . .		4
RESIDENCE . . . . .		
BANK . . . . .		
MISCELLANEOUS . . . . .		1
ARMED . . . . .		3
STRONG-ARM . . . . .		4

AGGRAVATED ASSAULT		
OFFENSES	CLEARANCES	VALUE
14	9	---
CLASSIFICATION		OFFENSES
FIREARM . . . . .		2
KNIFE, CUTTING INSTR. . . . .		1
OTHER DANGEROUS WEAPON . . . . .		11

LARCENY		
OFFENSES	CLEARANCES	VALUE
550	62	\$130,110.81
CLASSIFICATION		OFFENSES
POCKET-PICKING . . . . .		8
PURSE-SNATCHING . . . . .		11
SHOPLIFTING . . . . .		11
FROM MOTOR VEHICLES . . . . .		132
MOTOR VEHICLES PARTS & ACC. . . . .		74
BICYCLES . . . . .		86
FROM BUILDINGS . . . . .		38
COIN-OP MACHINES . . . . .		1
ALL OTHER . . . . .		189
\$200 & OVER . . . . .		171
\$ 50 TO \$200 . . . . .		189
UNDER \$50 . . . . .		190

BURGLARY		
OFFENSES	CLEARANCES	VALUE
182	12	\$88,024.04
CLASSIFICATION		OFFENSES
RESIDENCE NIGHT . . . . .		19
RESIDENCE DAY . . . . .		22
RESIDENCE UNKNOWN . . . . .		61
NON-RESIDENCE NIGHT . . . . .		40
NON-RESIDENCE DAY . . . . .		3
NON-RESIDENCE UNKNOWN . . . . .		37
FORCIBLE ENTRY . . . . .		92
UNLAWFUL ENTRY - NO FORCE . . . . .		53
ATTEMPTED FORCIBLE ENTRY . . . . .		37

MOTOR VEHICLE THEFT		
OFFENSES	CLEARANCES	VALUE
42	7	\$146,500
CLASSIFICATION		OFFENSES
AUTO . . . . .		29
TRUCKS & BUSES . . . . .		3
OTHER VEHICLES . . . . .		10

	OFFENSES	CLEARANCES	VALUE STOLEN	VALUE RECOVERED
GRAND TOTALS:	796	92	\$365,399.85	\$127,373

1980: OFFENSES KNOWN TO THE POLICE, CLEARANCES AND VALUE OF PROPERTY STOLEN

AGENCY: STRATFORD P.D.

POPULATION: 50,533

MURDER		
OFFENSES	CLEARANCES	VALUE
1	0	\$ 0

RAPE		
OFFENSES	CLEARANCES	VALUE
8	7	\$ 0

ROBBERY		
OFFENSES	CLEARANCES	VALUE
59	14	\$32,631
CLASSIFICATION		OFFENSES
HIGHWAY		23
COMMERCIAL HOUSE		27
GAS & SERVICE STATION		4
CHAIN STORE		1
RESIDENCE		1
BANK		1
MISCELLANEOUS		3
ARMED		47
STRONG-ARM		12

AGGRAVATED ASSAULT		
OFFENSES	CLEARANCES	VALUE
24	23	---
CLASSIFICATION		OFFENSES
FIREARM		1
KNIFE, CUTTING INSTR.		1
OTHER DANGEROUS WEAPON		22

BURGLARY		
OFFENSES	CLEARANCES	VALUE
720	81	\$412,308
CLASSIFICATION		OFFENSES
RESIDENCE NIGHT		101
RESIDENCE DAY		196
RESIDENCE UNKNOWN		211
NON-RESIDENCE NIGHT		118
NON-RESIDENCE DAY		8
NON-RESIDENCE UNKNOWN		86
FORCIBLE ENTRY		565
UNLAWFUL ENTRY - NO FORCE		85
ATTEMPTED FORCIBLE ENTRY		70

LARCENY		
OFFENSES	CLEARANCES	VALUE
1,333	311	\$440,356
CLASSIFICATION		OFFENSES
POCKET-PICKING		5
PURSE-SNATCHING		22
SHOPLIFTING		136
FROM MOTOR VEHICLES		230
MOTOR VEHICLES PARTS & ACC.		230
BICYCLES		216
FROM BUILDINGS		249
COIN-OP MACHINES		245
ALL OTHER		245
\$200 & OVER		423
\$ 50 TO \$200		455
UNDER \$50		455

MOTOR VEHICLE THEFT		
OFFENSES	CLEARANCES	VALUE
302	15	\$629,424
CLASSIFICATION		OFFENSES
AUTO		279
TRUCKS & BUSES		8
OTHER VEHICLES		15

GRAND TOTALS:	OFFENSES	CLEARANCES	VALUE STOLEN	VALUE RECOVERED
	2,447	451	\$1,514,719	\$557,324

1980: OFFENSES KNOWN TO THE POLICE, CLEARANCES AND VALUE OF PROPERTY STOLEN

AGENCY: SUFFIELD P.D.

POPULATION: 9,313

MURDER		
OFFENSES	CLEARANCES	VALUE
0	0	\$ 0

RAPE		
OFFENSES	CLEARANCES	VALUE
0	0	\$ 0

ROBBERY		
OFFENSES	CLEARANCES	VALUE
2	0	\$1,480
CLASSIFICATION		OFFENSES
HIGHWAY		1
COMMERCIAL HOUSE		1
GAS & SERVICE STATION		1
CHAIN STORE		1
RESIDENCE		1
BANK		1
MISCELLANEOUS		1
ARMED		2
STRONG-ARM		2

AGGRAVATED ASSAULT		
OFFENSES	CLEARANCES	VALUE
2	2	---
CLASSIFICATION		OFFENSES
FIREARM		2
KNIFE, CUTTING INSTR.		1
OTHER DANGEROUS WEAPON		1
HANDS, FISTS, FEET, ETC.		2

BURGLARY		
OFFENSES	CLEARANCES	VALUE
67	10	\$118,389
CLASSIFICATION		OFFENSES
RESIDENCE NIGHT		7
RESIDENCE DAY		44
RESIDENCE UNKNOWN		10
NON-RESIDENCE NIGHT		3
NON-RESIDENCE DAY		3
NON-RESIDENCE UNKNOWN		3
FORCIBLE ENTRY		67
UNLAWFUL ENTRY - NO FORCE		1
ATTEMPTED FORCIBLE ENTRY		1

LARCENY		
OFFENSES	CLEARANCES	VALUE
152	34	\$66,534
CLASSIFICATION		OFFENSES
POCKET-PICKING		2
PURSE-SNATCHING		2
SHOPLIFTING		15
FROM MOTOR VEHICLES		9
MOTOR VEHICLES PARTS & ACC.		7
BICYCLES		47
FROM BUILDINGS		72
COIN-OP MACHINES		72
ALL OTHER		72
\$200 & OVER		63
\$ 50 TO \$200		47
UNDER \$50		42

MOTOR VEHICLE THEFT		
OFFENSES	CLEARANCES	VALUE
9	2	\$18,300
CLASSIFICATION		OFFENSES
AUTO		6
TRUCKS & BUSES		2
OTHER VEHICLES		1

GRAND TOTALS:	OFFENSES	CLEARANCES	VALUE STOLEN	VALUE RECOVERED
	232	48	\$204,703	\$38,189

1980: OFFENSES KNOWN TO THE POLICE, CLEARANCES AND VALUE OF PROPERTY STOLEN

AGENCY: THOMASTON P.D.

POPULATION: 6,240

MURDER		
OFFENSES	CLEARANCES	VALUE
0	0	\$ 0

RAPE		
OFFENSES	CLEARANCES	VALUE
1	1	\$ 0

ROBBERY		
OFFENSES	CLEARANCES	VALUE
0	0	\$ 0
CLASSIFICATION		OFFENSES
HIGHWAY . . . . .		
COMMERCIAL HOUSE . . . . .		
GAS & SERVICE STATION . . . . .		
CHAIN STORE . . . . .		
RESIDENCE . . . . .		
BANK . . . . .		
MISCELLANEOUS . . . . .		
ARMED . . . . .		
STRONG-ARM . . . . .		

AGGRAVATED ASSAULT		
OFFENSES	CLEARANCES	VALUE
8	7	---
CLASSIFICATION		OFFENSES
FIREARM . . . . .		1
KNIFE, CUTTING INSTR. . . . .		1
OTHER DANGEROUS WEAPON . . . . .		6
HANDS, FISTS, FEET, ETC. . . . .		

BURGLARY		
OFFENSES	CLEARANCES	VALUE
40	8	\$32,169
CLASSIFICATION		OFFENSES
RESIDENCE NIGHT . . . . .		2
RESIDENCE DAY . . . . .		14
RESIDENCE UNKNOWN . . . . .		3
NON-RESIDENCE NIGHT . . . . .		18
NON-RESIDENCE DAY . . . . .		2
NON-RESIDENCE UNKNOWN . . . . .		1
FORCIBLE ENTRY . . . . .		28
UNLAWFUL ENTRY - NO FORCE . . . . .		10
ATTEMPTED FORCIBLE ENTRY . . . . .		2

LARCENY		
OFFENSES	CLEARANCES	VALUE
47	8	\$16,449
CLASSIFICATION		OFFENSES
POCKET-PICKING . . . . .		1
PURSE-SNATCHING . . . . .		
SHOPLIFTING . . . . .		14
FROM MOTOR VEHICLES . . . . .		12
MOTOR VEHICLES PARTS & ACC. . . . .		2
BICYCLES . . . . .		8
FROM BUILDINGS . . . . .		
COIN-OP MACHINES . . . . .		10
ALL OTHER . . . . .		
\$200 & OVER . . . . .		20
\$ 50 TO \$200 . . . . .		19
UNDER \$50 . . . . .		8

MOTOR VEHICLE THEFT		
OFFENSES	CLEARANCES	VALUE
6	1	\$14,200
CLASSIFICATION		OFFENSES
AUTO . . . . .		5
TRUCKS & BUSES . . . . .		
OTHER VEHICLES . . . . .		1

GRAND TOTALS:	OFFENSES	CLEARANCES	VALUE STOLEN	VALUE RECOVERED
	102	25	\$62,818	\$16,264

1980: OFFENSES KNOWN TO THE POLICE, CLEARANCES AND VALUE OF PROPERTY STOLEN

AGENCY: TORRINGTON P.D.

POPULATION: 30,982

MURDER		
OFFENSES	CLEARANCES	VALUE
0	0	\$ 0

RAPE		
OFFENSES	CLEARANCES	VALUE
2	2	\$ 0

ROBBERY		
OFFENSES	CLEARANCES	VALUE
10	5	\$6,753
CLASSIFICATION		OFFENSES
HIGHWAY . . . . .		
COMMERCIAL HOUSE . . . . .		3
GAS & SERVICE STATION . . . . .		
CHAIN STORE . . . . .		4
RESIDENCE . . . . .		1
BANK . . . . .		2
MISCELLANEOUS . . . . .		
ARMED . . . . .		9
STRONG-ARM . . . . .		1

AGGRAVATED ASSAULT		
OFFENSES	CLEARANCES	VALUE
18	12	---
CLASSIFICATION		OFFENSES
FIREARM . . . . .		
KNIFE, CUTTING INSTR. . . . .		3
OTHER DANGEROUS WEAPON . . . . .		
HANDS, FISTS, FEET, ETC. . . . .		15

BURGLARY		
OFFENSES	CLEARANCES	VALUE
270	42	\$129,041
CLASSIFICATION		OFFENSES
RESIDENCE NIGHT . . . . .		33
RESIDENCE DAY . . . . .		73
RESIDENCE UNKNOWN . . . . .		20
NON-RESIDENCE NIGHT . . . . .		119
NON-RESIDENCE DAY . . . . .		7
NON-RESIDENCE UNKNOWN . . . . .		18
FORCIBLE ENTRY . . . . .		210
UNLAWFUL ENTRY - NO FORCE . . . . .		29
ATTEMPTED FORCIBLE ENTRY . . . . .		31

LARCENY		
OFFENSES	CLEARANCES	VALUE
598	122	\$91,950
CLASSIFICATION		OFFENSES
POCKET-PICKING . . . . .		6
PURSE-SNATCHING . . . . .		74
SHOPLIFTING . . . . .		89
FROM MOTOR VEHICLES . . . . .		92
MOTOR VEHICLES PARTS & ACC. . . . .		137
BICYCLES . . . . .		88
FROM BUILDINGS . . . . .		14
COIN-OP MACHINES . . . . .		98
ALL OTHER . . . . .		
\$200 & OVER . . . . .		96
\$ 50 TO \$200 . . . . .		226
UNDER \$50 . . . . .		276

MOTOR VEHICLE THEFT		
OFFENSES	CLEARANCES	VALUE
75	4	\$111,250
CLASSIFICATION		OFFENSES
AUTO . . . . .		55
TRUCKS & BUSES . . . . .		5
OTHER VEHICLES . . . . .		15

GRAND TOTALS:	OFFENSES	CLEARANCES	VALUE STOLEN	VALUE RECOVERED
	973	187	\$338,994	\$133,430

1980: OFFENSES KNOWN TO THE POLICE, CLEARANCES AND VALUE OF PROPERTY STOLEN

AGENCY: TRUMBULL P.D.

POPULATION: 33,011

MURDER		
OFFENSES	CLEARANCES	VALUE
0	0	\$ 0

RAPE		
OFFENSES	CLEARANCES	VALUE
0	0	\$ 0

ROBBERY		
OFFENSES	CLEARANCES	VALUE
4	6	\$4,349
CLASSIFICATION		OFFENSES
HIGHWAY . . . . .		1
COMMERCIAL HOUSE . . . . .		
GAS & SERVICE STATION . . . . .		
CHAIN STORE . . . . .		1
RESIDENCE . . . . .		1
BANK . . . . .		
MISCELLANEOUS . . . . .		1
ARMED . . . . .		3
STRONG-ARM . . . . .		1

AGGRAVATED ASSAULT		
OFFENSES	CLEARANCES	VALUE
14	14	---
CLASSIFICATION		OFFENSES
FIREARM . . . . .		
KNIFE, CUTTING INSTR. . . . .		
OTHER DANGEROUS WEAPON . . . . .		5
HANDS, FISTS, FEET, ETC. . . . .		9

BURGLARY		
OFFENSES	CLEARANCES	VALUE
409	59	\$716,172
CLASSIFICATION		OFFENSES
RESIDENCE NIGHT . . . . .		44
RESIDENCE DAY . . . . .		182
RESIDENCE UNKNOWN . . . . .		156
NON-RESIDENCE NIGHT . . . . .		10
NON-RESIDENCE DAY . . . . .		
NON-RESIDENCE UNKNOWN . . . . .		17

FORCIBLE ENTRY . . . . .		299
UNLAWFUL ENTRY - NO FORCE . . . . .		65
ATTEMPTED FORCIBLE ENTRY . . . . .		45

MOTOR VEHICLE THEFT		
OFFENSES	CLEARANCES	VALUE
115	18	\$252,393
CLASSIFICATION		OFFENSES
AUTO . . . . .		91
TRUCKS & BUSES . . . . .		3
OTHER VEHICLES . . . . .		21

LARCENY		
OFFENSES	CLEARANCES	VALUE
908	267	\$210,709
CLASSIFICATION		OFFENSES
POCKET-PICKING . . . . .		
PURSE-SNATCHING . . . . .		1
SHOPLIFTING . . . . .		195
FROM MOTOR VEHICLES . . . . .		80
MOTOR VEHICLES PARTS & ACC. . . . .		196
BICYCLES . . . . .		79
FROM BUILDINGS . . . . .		128
COIN-OP MACHINES . . . . .		1
ALL OTHER . . . . .		228
\$200 & OVER . . . . .		264
\$ 50 TO \$200 . . . . .		299
UNDER \$50 . . . . .		345

	OFFENSES	CLEARANCES	VALUE STOLEN	VALUE RECOVERED
GRAND TOTALS:	1,450	364	\$1,183,623	\$186,185

1980: OFFENSES KNOWN TO THE POLICE, CLEARANCES AND VALUE OF PROPERTY STOLEN

AGENCY: VERNON P.D.

POPULATION: 28,007

MURDER		
OFFENSES	CLEARANCES	VALUE
0	0	\$ 0

RAPE		
OFFENSES	CLEARANCES	VALUE
1	0	\$30

ROBBERY		
OFFENSES	CLEARANCES	VALUE
14	3	\$5,469
CLASSIFICATION		OFFENSES
HIGHWAY . . . . .		3
COMMERCIAL HOUSE . . . . .		5
GAS & SERVICE STATION . . . . .		1
CHAIN STORE . . . . .		1
RESIDENCE . . . . .		1
BANK . . . . .		
MISCELLANEOUS . . . . .		3
ARMED . . . . .		7
STRONG-ARM . . . . .		7

AGGRAVATED ASSAULT		
OFFENSES	CLEARANCES	VALUE
15	10	---
CLASSIFICATION		OFFENSES
FIREARM . . . . .		1
KNIFE, CUTTING INSTR. . . . .		3
OTHER DANGEROUS WEAPON . . . . .		2
HANDS, FISTS, FEET, ETC. . . . .		9

BURGLARY		
OFFENSES	CLEARANCES	VALUE
407	69	\$209,296
CLASSIFICATION		OFFENSES
RESIDENCE NIGHT . . . . .		52
RESIDENCE DAY . . . . .		138
RESIDENCE UNKNOWN . . . . .		121
NON-RESIDENCE NIGHT . . . . .		60
NON-RESIDENCE DAY . . . . .		7
NON-RESIDENCE UNKNOWN . . . . .		29

FORCIBLE ENTRY . . . . .		252
UNLAWFUL ENTRY - NO FORCE . . . . .		92
ATTEMPTED FORCIBLE ENTRY . . . . .		63

LARCENY		
OFFENSES	CLEARANCES	VALUE
1,087	193	\$287,947
CLASSIFICATION		OFFENSES
POCKET-PICKING . . . . .		1
PURSE-SNATCHING . . . . .		3
SHOPLIFTING . . . . .		139
FROM MOTOR VEHICLES . . . . .		234
MOTOR VEHICLES PARTS & ACC. . . . .		135
BICYCLES . . . . .		110
FROM BUILDINGS . . . . .		217
COIN-OP MACHINES . . . . .		8
ALL OTHER . . . . .		240
\$200 & OVER . . . . .		170
\$ 50 TO \$200 . . . . .		278
UNDER \$50 . . . . .		639

MOTOR VEHICLE THEFT		
OFFENSES	CLEARANCES	VALUE
163	18	\$362,957
CLASSIFICATION		OFFENSES
AUTO . . . . .		114
TRUCKS & BUSES . . . . .		18
OTHER VEHICLES . . . . .		31

	OFFENSES	CLEARANCES	VALUE STOLEN	VALUE RECOVERED
GRAND TOTALS:	1,687	293	\$865,699	\$388,312

1980: OFFENSES KNOWN TO THE POLICE, CLEARANCES AND VALUE OF PROPERTY STOLEN

AGENCY: WALLINGFORD P.D.

POPULATION: 36,704

1980: OFFENSES KNOWN TO THE POLICE, CLEARANCES AND VALUE OF PROPERTY STOLEN

AGENCY: WATERBURY P.D.

POPULATION: 102,230

MURDER		
OFFENSES	CLEARANCES	VALUE
1	2	\$ 0

RAPE		
OFFENSES	CLEARANCES	VALUE
7	2	\$ 0

MURDER		
OFFENSES	CLEARANCES	VALUE
8	6	\$ 0

RAPE		
OFFENSES	CLEARANCES	VALUE
17	7	\$ 0

ROBBERY		
OFFENSES	CLEARANCES	VALUE
18	6	\$73,886
CLASSIFICATION		OFFENSES
HIGHWAY . . . . .		5
COMMERCIAL HOUSE . . . . .		3
GAS & SERVICE STATION . . . . .		4
CHAIN STORE . . . . .		4
RESIDENCE . . . . .		1
BANK . . . . .		1
MISCELLANEOUS . . . . .		
ARMED . . . . .		14
STRONG-ARM . . . . .		4

AGGRAVATED ASSAULT		
OFFENSES	CLEARANCES	VALUE
10	10	---
CLASSIFICATION		OFFENSES
FIREARM . . . . .		4
KNIFE, CUTTING INSTR. . . . .		3
OTHER DANGEROUS WEAPON . . . . .		3
HANDS, FISTS, FEET, ETC. . . . .		3

ROBBERY		
OFFENSES	CLEARANCES	VALUE
266	76	\$112,385
CLASSIFICATION		OFFENSES
HIGHWAY . . . . .		141
COMMERCIAL HOUSE . . . . .		30
GAS & SERVICE STATION . . . . .		8
CHAIN STORE . . . . .		16
RESIDENCE . . . . .		25
BANK . . . . .		3
MISCELLANEOUS . . . . .		43
ARMED . . . . .		102
STRONG-ARM . . . . .		164

AGGRAVATED ASSAULT		
OFFENSES	CLEARANCES	VALUE
133	86	---
CLASSIFICATION		OFFENSES
FIREARM . . . . .		17
KNIFE, CUTTING INSTR. . . . .		54
OTHER DANGEROUS WEAPON . . . . .		26
HANDS, FISTS, FEET, ETC. . . . .		36

LARCENY		
OFFENSES	CLEARANCES	VALUE
1,097	230	\$339,749
CLASSIFICATION		OFFENSES
POCKET-PICKING . . . . .		4
PURSE-SNATCHING . . . . .		12
SHOPLIFTING . . . . .		142
FROM MOTOR VEHICLES . . . . .		79
MOTOR VEHICLES PARTS & ACC. . . . .		263
BICYCLES . . . . .		138
FROM BUILDINGS . . . . .		201
COIN-OP MACHINES . . . . .		3
ALL OTHER . . . . .		255
\$200 & OVER . . . . .		256
\$ 50 TO \$200 . . . . .		431
UNDER \$50 . . . . .		410

BURGLARY		
OFFENSES	CLEARANCES	VALUE
490	66	\$321,544
CLASSIFICATION		OFFENSES
RESIDENCE NIGHT . . . . .		113
RESIDENCE DAY . . . . .		124
RESIDENCE UNKNOWN . . . . .		49
NON-RESIDENCE NIGHT . . . . .		166
NON-RESIDENCE DAY . . . . .		8
NON-RESIDENCE UNKNOWN . . . . .		30
FORCIBLE ENTRY . . . . .		319
UNLAWFUL ENTRY - NO FORCE . . . . .		107
ATTEMPTED FORCIBLE ENTRY . . . . .		64

LARCENY		
OFFENSES	CLEARANCES	VALUE
4,017	795	\$866,747
CLASSIFICATION		OFFENSES
POCKET-PICKING . . . . .		25
PURSE-SNATCHING . . . . .		173
SHOPLIFTING . . . . .		657
FROM MOTOR VEHICLES . . . . .		498
MOTOR VEHICLES PARTS & ACC. . . . .		1,026
BICYCLES . . . . .		187
FROM BUILDINGS . . . . .		930
COIN-OP MACHINES . . . . .		12
ALL OTHER . . . . .		509
\$200 & OVER . . . . .		1,046
\$ 50 TO \$200 . . . . .		1,215
UNDER \$50 . . . . .		1,756

BURGLARY		
OFFENSES	CLEARANCES	VALUE
2,362	272	\$1,181,074
CLASSIFICATION		OFFENSES
RESIDENCE NIGHT . . . . .		804
RESIDENCE DAY . . . . .		869
RESIDENCE UNKNOWN . . . . .		121
NON-RESIDENCE NIGHT . . . . .		394
NON-RESIDENCE DAY . . . . .		129
NON-RESIDENCE UNKNOWN . . . . .		45
FORCIBLE ENTRY . . . . .		1,977
UNLAWFUL ENTRY - NO FORCE . . . . .		260
ATTEMPTED FORCIBLE ENTRY . . . . .		125

MOTOR VEHICLE THEFT		
OFFENSES	CLEARANCES	VALUE
142	20	\$373,375
CLASSIFICATION		OFFENSES
AUTO . . . . .		95
TRUCKS & BUSES . . . . .		28
OTHER VEHICLES . . . . .		19

MOTOR VEHICLE THEFT		
OFFENSES	CLEARANCES	VALUE
887	17	\$1,945,992
CLASSIFICATION		OFFENSES
AUTO . . . . .		850
TRUCKS & BUSES . . . . .		11
OTHER VEHICLES . . . . .		26

	OFFENSES	CLEARANCES	VALUE STOLEN	VALUE RECOVERED
GRAND TOTALS:	1,765	336	\$1,108,554	\$344,291

	OFFENSES	CLEARANCES	VALUE STOLEN	VALUE RECOVERED
GRAND TOTALS:	7,690	1,259	\$4,106,198	\$1,593,945

1980: OFFENSES KNOWN TO THE POLICE, CLEARANCES AND VALUE OF PROPERTY STOLEN

AGENCY: WATERFORD P.D.

POPULATION: 17,809

MURDER		
OFFENSES	CLEARANCES	VALUE
1	0	\$ 0

RAPE		
OFFENSES	CLEARANCES	VALUE
0	0	\$ 0

ROBBERY		
OFFENSES	CLEARANCES	VALUE
3	1	\$65

AGGRAVATED ASSAULT		
OFFENSES	CLEARANCES	VALUE
2	2	---

CLASSIFICATION	OFFENSES
HIGHWAY	2
COMMERCIAL HOUSE	
GAS & SERVICE STATION	1
CHAIN STORE	
RESIDENCE	
BANK	
MISCELLANEOUS	
ARMED	1
STRONG-ARM	2

CLASSIFICATION	OFFENSES
FIREARM	
KNIFE, CUTTING INSTR.	
OTHER DANGEROUS WEAPON	
HANDS, FISTS, FEET, ETC.	2

LARCENY		
OFFENSES	CLEARANCES	VALUE
283	112	\$53,985

BURGLARY		
OFFENSES	CLEARANCES	VALUE
101	31	\$94,169

CLASSIFICATION	OFFENSES
POCKET-PICKING	
PURSE-SNATCHING	
SHOPLIFTING	28
FROM MOTOR VEHICLES	46
MOTOR VEHICLES PARTS & ACC.	32
BICYCLES	37
FROM BUILDINGS	61
COIN-OP MACHINES	1
ALL OTHER	78
\$200 & OVER	63
\$ 50 TO \$200	91
UNDER \$50	129

CLASSIFICATION	OFFENSES
RESIDENCE NIGHT	33
RESIDENCE DAY	30
RESIDENCE UNKNOWN	11
NON-RESIDENCE NIGHT	25
NON-RESIDENCE DAY	2
NON-RESIDENCE UNKNOWN	
FORCIBLE ENTRY	63
UNLAWFUL ENTRY - NO FORCE	23
ATTEMPTED FORCIBLE ENTRY	15

MOTOR VEHICLE THEFT		
OFFENSES	CLEARANCES	VALUE
11	5	\$18,900

CLASSIFICATION	OFFENSES
AUTO	6
TRUCKS & BUSES	2
OTHER VEHICLES	3

GRAND TOTALS:	OFFENSES	CLEARANCES	VALUE STOLEN	VALUE RECOVERED
	401	151	\$167,119	\$12,206

1980: OFFENSES KNOWN TO THE POLICE, CLEARANCES AND VALUE OF PROPERTY STOLEN

AGENCY: WATERTOWN P.D.

POPULATION: 19,485

MURDER		
OFFENSES	CLEARANCES	VALUE
0	0	\$ 0

RAPE		
OFFENSES	CLEARANCES	VALUE
0	0	\$ 0

ROBBERY		
OFFENSES	CLEARANCES	VALUE
2	1	\$2,100

AGGRAVATED ASSAULT		
OFFENSES	CLEARANCES	VALUE
21	20	---

CLASSIFICATION	OFFENSES
HIGHWAY	
COMMERCIAL HOUSE	1
GAS & SERVICE STATION	1
CHAIN STORE	
RESIDENCE	
BANK	
MISCELLANEOUS	
ARMED	1
STRONG-ARM	1

CLASSIFICATION	OFFENSES
FIREARM	
KNIFE, CUTTING INSTR.	
OTHER DANGEROUS WEAPON	2
HANDS, FISTS, FEET, ETC.	19

LARCENY		
OFFENSES	CLEARANCES	VALUE
441	42	\$167,422

BURGLARY		
OFFENSES	CLEARANCES	VALUE
224	39	\$278,019

CLASSIFICATION	OFFENSES
POCKET-PICKING	2
PURSE-SNATCHING	4
SHOPLIFTING	15
FROM MOTOR VEHICLES	114
MOTOR VEHICLES PARTS & ACC.	74
BICYCLES	61
FROM BUILDINGS	76
COIN-OP MACHINES	1
ALL OTHER	94
\$200 & OVER	116
\$ 50 TO \$200	199
UNDER \$50	126

CLASSIFICATION	OFFENSES
RESIDENCE NIGHT	30
RESIDENCE DAY	104
RESIDENCE UNKNOWN	32
NON-RESIDENCE NIGHT	46
NON-RESIDENCE DAY	7
NON-RESIDENCE UNKNOWN	5
FORCIBLE ENTRY	156
UNLAWFUL ENTRY - NO FORCE	51
ATTEMPTED FORCIBLE ENTRY	17

MOTOR VEHICLE THEFT		
OFFENSES	CLEARANCES	VALUE
37	4	\$126,662

CLASSIFICATION	OFFENSES
AUTO	23
TRUCKS & BUSES	5
OTHER VEHICLES	9

GRAND TOTALS:	OFFENSES	CLEARANCES	VALUE STOLEN	VALUE RECOVERED
	725	106	\$574,203	\$74,152

1980: OFFENSES KNOWN TO THE POLICE, CLEARANCES AND VALUE OF PROPERTY STOLEN

AGENCY: WEST HARTFORD P.D.

POPULATION: 61,342

MURDER		
OFFENSES	CLEARANCES	VALUE
1	1	\$60

RAPE		
OFFENSES	CLEARANCES	VALUE
6	4	\$ 0

ROBBERY		
OFFENSES	CLEARANCES	VALUE
61	13	\$29,285
CLASSIFICATION		OFFENSES
HIGHWAY . . . . .		26
COMMERCIAL HOUSE . . . . .		10
GAS & SERVICE STATION . . . . .		2
CHAIN STORE . . . . .		2
RESIDENCE . . . . .		11
BANK . . . . .		10
MISCELLANEOUS . . . . .		10
ARMED . . . . .		30
STRONG-ARM . . . . .		31

AGGRAVATED ASSAULT		
OFFENSES	CLEARANCES	VALUE
34	23	---
CLASSIFICATION		OFFENSES
FIREARM . . . . .		4
KNIFE/CUTTING INSTR. . . . .		5
OTHER DANGEROUS WEAPON . . . . .		12
HANDS, FISTS, FEET, ETC. . . . .		13

BURGLARY		
OFFENSES	CLEARANCES	VALUE
872	104	\$1,132,128
CLASSIFICATION		OFFENSES
RESIDENCE NIGHT . . . . .		238
RESIDENCE DAY . . . . .		261
RESIDENCE UNKNOWN . . . . .		161
NON-RESIDENCE NIGHT . . . . .		131
NON-RESIDENCE DAY . . . . .		23
NON-RESIDENCE UNKNOWN . . . . .		58
FORCIBLE ENTRY . . . . .		493
UNLAWFUL ENTRY - NO FORCE . . . . .		315
ATTEMPTED FORCIBLE ENTRY . . . . .		64

LARCENY		
OFFENSES	CLEARANCES	VALUE
2,028	559	\$480,976
CLASSIFICATION		OFFENSES
POCKET-PICKING . . . . .		61
PURSE-SNATCHING . . . . .		55
SHOPLIFTING . . . . .		489
FROM MOTOR VEHICLES . . . . .		217
MOTOR VEHICLES PARTS & ACC. . . . .		227
BICYCLES . . . . .		324
FROM BUILDINGS . . . . .		265
COIN-OP MACHINES . . . . .		7
ALL OTHER . . . . .		383
\$200 & OVER . . . . .		469
\$ 50 TO \$200 . . . . .		764
UNDER \$50 . . . . .		795

MOTOR VEHICLE THEFT		
OFFENSES	CLEARANCES	VALUE
357	36	\$743,564
CLASSIFICATION		OFFENSES
AUTO . . . . .		298
TRUCKS & BUSES . . . . .		20
OTHER VEHICLES . . . . .		39

	OFFENSES	CLEARANCES	VALUE STOLEN	VALUE RECOVERED
GRAND TOTALS:	3,359	760	\$2,386,013	\$747,721

1980: OFFENSES KNOWN TO THE POLICE, CLEARANCES AND VALUE OF PROPERTY STOLEN

AGENCY: WEST HAVEN P.D.

POPULATION: 53,128

MURDER		
OFFENSES	CLEARANCES	VALUE
2	1	\$ 0

RAPE		
OFFENSES	CLEARANCES	VALUE
8	3	\$32

ROBBERY		
OFFENSES	CLEARANCES	VALUE
111	26	\$38,306
CLASSIFICATION		OFFENSES
HIGHWAY . . . . .		48
COMMERCIAL HOUSE . . . . .		27
GAS & SERVICE STATION . . . . .		12
CHAIN STORE . . . . .		15
RESIDENCE . . . . .		7
BANK . . . . .		2
MISCELLANEOUS . . . . .		
ARMED . . . . .		72
STRONG-ARM . . . . .		39

AGGRAVATED ASSAULT		
OFFENSES	CLEARANCES	VALUE
175	140	---
CLASSIFICATION		OFFENSES
FIREARM . . . . .		7
KNIFE/CUTTING INSTR. . . . .		15
OTHER DANGEROUS WEAPON . . . . .		88
HANDS, FISTS, FEET, ETC. . . . .		65

BURGLARY		
OFFENSES	CLEARANCES	VALUE
994	85	\$564,672
CLASSIFICATION		OFFENSES
RESIDENCE NIGHT . . . . .		285
RESIDENCE DAY . . . . .		318
RESIDENCE UNKNOWN . . . . .		102
NON-RESIDENCE NIGHT . . . . .		225
NON-RESIDENCE DAY . . . . .		25
NON-RESIDENCE UNKNOWN . . . . .		39
FORCIBLE ENTRY . . . . .		695
UNLAWFUL ENTRY - NO FORCE . . . . .		136
ATTEMPTED FORCIBLE ENTRY . . . . .		163

LARCENY		
OFFENSES	CLEARANCES	VALUE
1,698	222	\$432,440
CLASSIFICATION		OFFENSES
POCKET-PICKING . . . . .		7
PURSE-SNATCHING . . . . .		7
SHOPLIFTING . . . . .		98
FROM MOTOR VEHICLES . . . . .		296
MOTOR VEHICLES PARTS & ACC. . . . .		431
BICYCLES . . . . .		222
FROM BUILDINGS . . . . .		332
COIN-OP MACHINES . . . . .		8
ALL OTHER . . . . .		297
\$200 & OVER . . . . .		413
\$ 50 TO \$200 . . . . .		721
UNDER \$50 . . . . .		564

MOTOR VEHICLE THEFT		
OFFENSES	CLEARANCES	VALUE
416	30	\$657,725
CLASSIFICATION		OFFENSES
AUTO . . . . .		295
TRUCKS & BUSES . . . . .		36
OTHER VEHICLES . . . . .		85

	OFFENSES	CLEARANCES	VALUE STOLEN	VALUE RECOVERED
GRAND TOTALS:	3,404	507	\$1,693,175	\$541,432

1980: OFFENSES KNOWN TO THE POLICE, CLEARANCES AND VALUE OF PROPERTY STOLEN

AGENCY: WESTON P.D.

POPULATION: 8,011

MURDER		
OFFENSES	CLEARANCES	VALUE
0	0	\$ 0

RAPE		
OFFENSES	CLEARANCES	VALUE
0	0	\$ 0

ROBBERY		
OFFENSES	CLEARANCES	VALUE
1	1	\$15,000
CLASSIFICATION		OFFENSES
HIGHWAY . . . . .		
COMMERCIAL HOUSE . . . . .		
GAS & SERVICE STATION . . . . .		
CHAIN STORE . . . . .		
RESIDENCE . . . . .		1
BANK . . . . .		
MISCELLANEOUS . . . . .		
ARMED . . . . .		1
STRONG-ARM . . . . .		

AGGRAVATED ASSAULT		
OFFENSES	CLEARANCES	VALUE
8	8	---
CLASSIFICATION		OFFENSES
FIREARM . . . . .		2
KNIFE/CUTTING INSTR. . . . .		1
OTHER DANGEROUS WEAPON . . . . .		1
HANDS, FISTS, FEET, ETC. . . . .		4

BURGLARY		
OFFENSES	CLEARANCES	VALUE
97	26	\$304,718
CLASSIFICATION		OFFENSES
RESIDENCE NIGHT . . . . .		15
RESIDENCE DAY . . . . .		60
RESIDENCE UNKNOWN . . . . .		7
NON-RESIDENCE NIGHT . . . . .		11
NON-RESIDENCE DAY . . . . .		
NON-RESIDENCE UNKNOWN . . . . .		4
FORCIBLE ENTRY . . . . .		76
UNLAWFUL ENTRY - NO FORCE . . . . .		7
ATTEMPTED FORCIBLE ENTRY . . . . .		14

LARCENY		
OFFENSES	CLEARANCES	VALUE
92	11	\$119,167
CLASSIFICATION		OFFENSES
POCKET-PICKING . . . . .		
PURSE-SNATCHING . . . . .		
SHOPLIFTING . . . . .		
FROM MOTOR VEHICLES . . . . .		11
MOTOR VEHICLES PARTS & ACC. . . . .		3
BICYCLES . . . . .		2
FROM BUILDINGS . . . . .		62
COIN-OP MACHINES . . . . .		1
ALL OTHER . . . . .		13
\$200 & OVER . . . . .		57
\$ 50 TO \$200 . . . . .		24
UNDER \$50 . . . . .		11

MOTOR VEHICLE THEFT		
OFFENSES	CLEARANCES	VALUE
9	5	\$31,800
CLASSIFICATION		OFFENSES
AUTO . . . . .		5
TRUCKS & BUSES . . . . .		2
OTHER VEHICLES . . . . .		2

GRAND TOTALS:	OFFENSES	CLEARANCES	VALUE STOLEN	VALUE RECOVERED
	207	51	\$470,685	\$78,465

1980: OFFENSES KNOWN TO THE POLICE, CLEARANCES AND VALUE OF PROPERTY STOLEN

AGENCY: WESTPORT P.D.

POPULATION: 25,317

MURDER		
OFFENSES	CLEARANCES	VALUE
0	0	\$ 0

RAPE		
OFFENSES	CLEARANCES	VALUE
6	4	\$ 0

ROBBERY		
OFFENSES	CLEARANCES	VALUE
12	5	\$30,635
CLASSIFICATION		OFFENSES
HIGHWAY . . . . .		5
COMMERCIAL HOUSE . . . . .		3
GAS & SERVICE STATION . . . . .		
CHAIN STORE . . . . .		2
RESIDENCE . . . . .		2
BANK . . . . .		
MISCELLANEOUS . . . . .		
ARMED . . . . .		5
STRONG-ARM . . . . .		7

AGGRAVATED ASSAULT		
OFFENSES	CLEARANCES	VALUE
15	7	---
CLASSIFICATION		OFFENSES
FIREARM . . . . .		1
KNIFE/CUTTING INSTR. . . . .		3
OTHER DANGEROUS WEAPON . . . . .		2
HANDS, FISTS, FEET, ETC. . . . .		9

BURGLARY		
OFFENSES	CLEARANCES	VALUE
495	64	\$1,288,049
CLASSIFICATION		OFFENSES
RESIDENCE NIGHT . . . . .		99
RESIDENCE DAY . . . . .		259
RESIDENCE UNKNOWN . . . . .		
NON-RESIDENCE NIGHT . . . . .		136
NON-RESIDENCE DAY . . . . .		1
NON-RESIDENCE UNKNOWN . . . . .		
FORCIBLE ENTRY . . . . .		224
UNLAWFUL ENTRY - NO FORCE . . . . .		183
ATTEMPTED FORCIBLE ENTRY . . . . .		88

LARCENY		
OFFENSES	CLEARANCES	VALUE
1,213	267	\$363,232
CLASSIFICATION		OFFENSES
POCKET-PICKING . . . . .		68
PURSE-SNATCHING . . . . .		
SHOPLIFTING . . . . .		148
FROM MOTOR VEHICLES . . . . .		272
MOTOR VEHICLES PARTS & ACC. . . . .		234
BICYCLES . . . . .		74
FROM BUILDINGS . . . . .		203
COIN-OP MACHINES . . . . .		
ALL OTHER . . . . .		214
\$200 & OVER . . . . .		363
\$ 50 TO \$200 . . . . .		393
UNDER \$50 . . . . .		457

MOTOR VEHICLE THEFT		
OFFENSES	CLEARANCES	VALUE
129	43	\$502,532
CLASSIFICATION		OFFENSES
AUTO . . . . .		116
TRUCKS & BUSES . . . . .		3
OTHER VEHICLES . . . . .		10

GRAND TOTALS:	OFFENSES	CLEARANCES	VALUE STOLEN	VALUE RECOVERED
	1,870	390	\$2,184,448	\$737,142



1980: OFFENSES KNOWN TO THE POLICE, CLEARANCES AND VALUE OF PROPERTY STOLEN

AGENCY: WETHERSFIELD P.D.

POPULATION: 26,029

MURDER		
OFFENSES	CLEARANCES	VALUE
0	0	\$ 0

RAPE		
OFFENSES	CLEARANCES	VALUE
2	1	\$ 0

ROBBERY		
OFFENSES	CLEARANCES	VALUE
14	5	\$5,258.50
CLASSIFICATION		OFFENSES
HIGHWAY		1
COMMERCIAL HOUSE		1
GAS & SERVICE STATION		3
CHAIN STORE		3
RESIDENCE		6
BANK		
MISCELLANEOUS		6
ARMED		8
STRONG-ARM		6

AGGRAVATED ASSAULT		
OFFENSES	CLEARANCES	VALUE
28	16	---
CLASSIFICATION		OFFENSES
FIREARM		1
KNIFE, CUTTING INSTR.		5
OTHER DANGEROUS WEAPON		5
HANDS, FISTS, FEET, ETC.		22

LARCENY		
OFFENSES	CLEARANCES	VALUE
658	271	\$127,021.88
CLASSIFICATION		OFFENSES
POCKET-PICKING		5
PURSE-SNATCHING		17
SHOPLIFTING		227
FROM MOTOR VEHICLES		48
MOTOR VEHICLES PARTS & ACC.		69
BICYCLES		73
FROM BUILDINGS		113
COIN-OP MACHINES		8
ALL OTHER		98
\$200 & OVER		135
\$ 50 TO \$200		211
UNDER \$50		312

BURGLARY		
OFFENSES	CLEARANCES	VALUE
209	31	\$224,834.08
CLASSIFICATION		OFFENSES
RESIDENCE NIGHT		55
RESIDENCE DAY		67
RESIDENCE UNKNOWN		48
NON-RESIDENCE NIGHT		28
NON-RESIDENCE DAY		5
NON-RESIDENCE UNKNOWN		6
FORCIBLE ENTRY		141
UNLAWFUL ENTRY - NO FORCE		32
ATTEMPTED FORCIBLE ENTRY		36

MOTOR VEHICLE THEFT		
OFFENSES	CLEARANCES	VALUE
97	3	\$178,114
CLASSIFICATION		OFFENSES
AUTO		75
TRUCKS & BUSES		8
OTHER VEHICLES		14

	OFFENSES	CLEARANCES	VALUE STOLEN	VALUE RECOVERED
GRAND TOTALS:	1,008	327	\$536,228.46	\$147,475.41

1980: OFFENSES KNOWN TO THE POLICE, CLEARANCES AND VALUE OF PROPERTY STOLEN

AGENCY: WILLIMANTIC P.D.

POPULATION: 14,636

MURDER		
OFFENSES	CLEARANCES	VALUE
1	1	\$ 0

RAPE		
OFFENSES	CLEARANCES	VALUE
4	0	\$31

ROBBERY		
OFFENSES	CLEARANCES	VALUE
16	2	\$2,377
CLASSIFICATION		OFFENSES
HIGHWAY		7
COMMERCIAL HOUSE		3
GAS & SERVICE STATION		2
CHAIN STORE		
RESIDENCE		4
BANK		
MISCELLANEOUS		
ARMED		10
STRONG-ARM		6

AGGRAVATED ASSAULT		
OFFENSES	CLEARANCES	VALUE
21	19	---
CLASSIFICATION		OFFENSES
FIREARM		2
KNIFE, CUTTING INSTR.		6
OTHER DANGEROUS WEAPON		6
HANDS, FISTS, FEET, ETC.		7

LARCENY		
OFFENSES	CLEARANCES	VALUE
607	109	\$72,828
CLASSIFICATION		OFFENSES
POCKET-PICKING		1
PURSE-SNATCHING		30
SHOPLIFTING		92
FROM MOTOR VEHICLES		107
MOTOR VEHICLES PARTS & ACC.		66
BICYCLES		155
FROM BUILDINGS		118
COIN-OP MACHINES		11
ALL OTHER		27
\$200 & OVER		99
\$ 50 TO \$200		284
UNDER \$50		224

BURGLARY		
OFFENSES	CLEARANCES	VALUE
311	27	\$119,719
CLASSIFICATION		OFFENSES
RESIDENCE NIGHT		74
RESIDENCE DAY		52
RESIDENCE UNKNOWN		72
NON-RESIDENCE NIGHT		62
NON-RESIDENCE DAY		10
NON-RESIDENCE UNKNOWN		41
FORCIBLE ENTRY		179
UNLAWFUL ENTRY - NO FORCE		74
ATTEMPTED FORCIBLE ENTRY		58

MOTOR VEHICLE THEFT		
OFFENSES	CLEARANCES	VALUE
67	17	\$94,155
CLASSIFICATION		OFFENSES
AUTO		40
TRUCKS & BUSES		5
OTHER VEHICLES		22

	OFFENSES	CLEARANCES	VALUE STOLEN	VALUE RECOVERED
GRAND TOTALS:	1,027	175	\$289,110	\$150,407

1980: OFFENSES KNOWN TO THE POLICE, CLEARANCES AND VALUE OF PROPERTY STOLEN

AGENCY: WILTON P.D.

POPULATION: 15,169

MURDER		
OFFENSES	CLEARANCES	VALUE
0	0	\$ 0

RAPE		
OFFENSES	CLEARANCES	VALUE
1	1	\$ 0

ROBBERY		
OFFENSES	CLEARANCES	VALUE
2	1	\$200
CLASSIFICATION		OFFENSES
HIGHWAY . . . . .		
COMMERCIAL HOUSE . . . . .		
GAS & SERVICE STATION . . . . .		
CHAIN STORE . . . . .		
RESIDENCE . . . . .		1
BANK . . . . .		1
MISCELLANEOUS . . . . .		1
ARMED . . . . .		1
STRONG-ARM . . . . .		1

AGGRAVATED ASSAULT		
OFFENSES	CLEARANCES	VALUE
7	7	---
CLASSIFICATION		OFFENSES
FIREARM . . . . .		1
KNIFE, CUTTING INSTR. . . . .		
OTHER DANGEROUS WEAPON . . . . .		
HANDS, FISTS, FEET, ETC. . . . .		6

LARCENY		
OFFENSES	CLEARANCES	VALUE
181	23	\$117,168
CLASSIFICATION		OFFENSES
POCKET-PICKING . . . . .		1
PURSE-SNATCHING . . . . .		8
SHOPLIFTING . . . . .		20
FROM MOTOR VEHICLES . . . . .		25
MOTOR VEHICLES PARTS & ACC. . . . .		10
BICYCLES . . . . .		70
FROM BUILDINGS . . . . .		47
COIN-OP MACHINES . . . . .		72
ALL OTHER . . . . .		52
		57

BURGLARY		
OFFENSES	CLEARANCES	VALUE
191	33	\$901,559
CLASSIFICATION		OFFENSES
RESIDENCE NIGHT . . . . .		20
RESIDENCE DAY . . . . .		88
RESIDENCE UNKNOWN . . . . .		45
NON-RESIDENCE NIGHT . . . . .		18
NON-RESIDENCE DAY . . . . .		7
NON-RESIDENCE UNKNOWN . . . . .		13
FORCIBLE ENTRY . . . . .		122
UNLAWFUL ENTRY - NO FORCE . . . . .		57
ATTEMPTED FORCIBLE ENTRY . . . . .		12

MOTOR VEHICLE THEFT		
OFFENSES	CLEARANCES	VALUE
28	10	\$65,519
CLASSIFICATION		OFFENSES
AUTO . . . . .		18
TRUCKS & BUSES . . . . .		5
OTHER VEHICLES . . . . .		5

	OFFENSES	CLEARANCES	VALUE STOLEN	VALUE RECOVERED
GRAND TOTALS:	410	75	\$1,084,446	\$74,289

1980: OFFENSES KNOWN TO THE POLICE, CLEARANCES AND VALUE OF PROPERTY STOLEN

AGENCY: WINDSOR P.D.

POPULATION: 25,171

MURDER		
OFFENSES	CLEARANCES	VALUE
0	0	\$ 0

RAPE		
OFFENSES	CLEARANCES	VALUE
4	4	\$ 0

ROBBERY		
OFFENSES	CLEARANCES	VALUE
27	5	\$11,267
CLASSIFICATION		OFFENSES
HIGHWAY . . . . .		8
COMMERCIAL HOUSE . . . . .		2
GAS & SERVICE STATION . . . . .		2
CHAIN STORE . . . . .		3
RESIDENCE . . . . .		12
BANK . . . . .		
MISCELLANEOUS . . . . .		
ARMED . . . . .		15
STRONG-ARM . . . . .		12

AGGRAVATED ASSAULT		
OFFENSES	CLEARANCES	VALUE
91	65	---
CLASSIFICATION		OFFENSES
FIREARM . . . . .		8
KNIFE, CUTTING INSTR. . . . .		12
OTHER DANGEROUS WEAPON . . . . .		16
HANDS, FISTS, FEET, ETC. . . . .		55

LARCENY		
OFFENSES	CLEARANCES	VALUE
685	113	\$171,093.47
CLASSIFICATION		OFFENSES
POCKET-PICKING . . . . .		5
PURSE-SNATCHING . . . . .		4
SHOPLIFTING . . . . .		87
FROM MOTOR VEHICLES . . . . .		155
MOTOR VEHICLES PARTS & ACC. . . . .		93
BICYCLES . . . . .		91
FROM BUILDINGS . . . . .		99
COIN-OP MACHINES . . . . .		1
ALL OTHER . . . . .		150
\$200 & OVER . . . . .		180
\$ 50 TO \$200 . . . . .		225
UNDER \$50 . . . . .		280

BURGLARY		
OFFENSES	CLEARANCES	VALUE
461	23	\$415,615
CLASSIFICATION		OFFENSES
RESIDENCE NIGHT . . . . .		118
RESIDENCE DAY . . . . .		107
RESIDENCE UNKNOWN . . . . .		101
NON-RESIDENCE NIGHT . . . . .		72
NON-RESIDENCE DAY . . . . .		6
NON-RESIDENCE UNKNOWN . . . . .		57
FORCIBLE ENTRY . . . . .		275
UNLAWFUL ENTRY - NO FORCE . . . . .		143
ATTEMPTED FORCIBLE ENTRY . . . . .		43

MOTOR VEHICLE THEFT		
OFFENSES	CLEARANCES	VALUE
142	25	\$317,765
CLASSIFICATION		OFFENSES
AUTO . . . . .		103
TRUCKS & BUSES . . . . .		7
OTHER VEHICLES . . . . .		32

	OFFENSES	CLEARANCES	VALUE STOLEN	VALUE RECOVERED
GRAND TOTALS:	1,410	235	\$915,740.47	\$244,423.47

1980: OFFENSES KNOWN TO THE POLICE, CLEARANCES AND VALUE OF PROPERTY STOLEN

AGENCY: WINDSOR LOCKS P.D.

POPULATION: 12,132

MURDER		
OFFENSES	CLEARANCES	VALUE
0	0	\$ 0

RAPE		
OFFENSES	CLEARANCES	VALUE
0	0	\$ 0

ROBBERY		
OFFENSES	CLEARANCES	VALUE
1	0	\$ 0
CLASSIFICATION		OFFENSES
HIGHWAY . . . . .		
COMMERCIAL HOUSE . . . . .		
GAS & SERVICE STATION . . . . .	1	
CHAIN STORE . . . . .		
RESIDENCE . . . . .		
BANK . . . . .		
MISCELLANEOUS . . . . .		
ARMED . . . . .		
STRONG-ARM . . . . .	1	

AGGRAVATED ASSAULT		
OFFENSES	CLEARANCES	VALUE
13	12	---
CLASSIFICATION		OFFENSES
FIREARM . . . . .		2
KNIFE, CUTTING INSTR. . . . .		1
OTHER DANGEROUS WEAPON . . . . .		1
HANDS, FISTS, FEET, ETC. . . . .		9

BURGLARY		
OFFENSES	CLEARANCES	VALUE
88	39	\$46,269
CLASSIFICATION		OFFENSES
RESIDENCE NIGHT . . . . .		23
RESIDENCE DAY . . . . .		22
RESIDENCE UNKNOWN . . . . .		9
NON-RESIDENCE NIGHT . . . . .		23
NON-RESIDENCE DAY . . . . .		3
NON-RESIDENCE UNKNOWN . . . . .		8
FORCIBLE ENTRY . . . . .		75
UNLAWFUL ENTRY - NO FORCE . . . . .		10
ATTEMPTED FORCIBLE ENTRY . . . . .		3

LARCENY		
OFFENSES	CLEARANCES	VALUE
131	43	\$44,812
CLASSIFICATION		OFFENSES
POCKET-PICKING . . . . .		1
PURSE-SNATCHING . . . . .		2
SHOPLIFTING . . . . .		2
FROM MOTOR VEHICLES . . . . .		46
MOTOR VEHICLES PARTS & ACC. . . . .		10
BICYCLES . . . . .		8
FROM BUILDINGS . . . . .		39
COIN-OP MACHINES . . . . .		2
ALL OTHER . . . . .		23
\$200 & OVER . . . . .		50
\$ 50 TO \$200 . . . . .		50
UNDER \$50 . . . . .		31

MOTOR VEHICLE THEFT		
OFFENSES	CLEARANCES	VALUE
41	10	\$118,175
CLASSIFICATION		OFFENSES
AUTO . . . . .		37
TRUCKS & BUSES . . . . .		1
OTHER VEHICLES . . . . .		3

OFFENSES	CLEARANCES	VALUE STOLEN	VALUE RECOVERED
GRAND TOTALS: 274	104	\$209,256	\$114,045

1980: OFFENSES KNOWN TO THE POLICE, CLEARANCES AND VALUE OF PROPERTY STOLEN

AGENCY: WINSTED P.D.

POPULATION: 11,882

MURDER		
OFFENSES	CLEARANCES	VALUE
0	0	\$ 0

RAPE		
OFFENSES	CLEARANCES	VALUE
1	1	\$ 0

ROBBERY		
OFFENSES	CLEARANCES	VALUE
4	3	\$820
CLASSIFICATION		OFFENSES
HIGHWAY . . . . .		1
COMMERCIAL HOUSE . . . . .		
GAS & SERVICE STATION . . . . .		
CHAIN STORE . . . . .	1	
RESIDENCE . . . . .	2	
BANK . . . . .		
MISCELLANEOUS . . . . .		
ARMED . . . . .	3	
STRONG-ARM . . . . .	1	

AGGRAVATED ASSAULT		
OFFENSES	CLEARANCES	VALUE
11	11	---
CLASSIFICATION		OFFENSES
FIREARM . . . . .		
KNIFE, CUTTING INSTR. . . . .		1
OTHER DANGEROUS WEAPON . . . . .		1
HANDS, FISTS, FEET, ETC. . . . .		9

BURGLARY		
OFFENSES	CLEARANCES	VALUE
83	20	\$37,106.24
CLASSIFICATION		OFFENSES
RESIDENCE NIGHT . . . . .		9
RESIDENCE DAY . . . . .		20
RESIDENCE UNKNOWN . . . . .		21
NON-RESIDENCE NIGHT . . . . .		26
NON-RESIDENCE DAY . . . . .		2
NON-RESIDENCE UNKNOWN . . . . .		5
FORCIBLE ENTRY . . . . .		58
UNLAWFUL ENTRY - NO FORCE . . . . .		25
ATTEMPTED FORCIBLE ENTRY . . . . .		

LARCENY		
OFFENSES	CLEARANCES	VALUE
189	32	\$41,936
CLASSIFICATION		OFFENSES
POCKET-PICKING . . . . .		1
PURSE-SNATCHING . . . . .		2
SHOPLIFTING . . . . .		2
FROM MOTOR VEHICLES . . . . .		77
MOTOR VEHICLES PARTS & ACC. . . . .		1
BICYCLES . . . . .		4
FROM BUILDINGS . . . . .		60
COIN-OP MACHINES . . . . .		1
ALL OTHER . . . . .		41
\$200 & OVER . . . . .		48
\$ 50 TO \$200 . . . . .		92
UNDER \$50 . . . . .		49

MOTOR VEHICLE THEFT		
OFFENSES	CLEARANCES	VALUE
15	3	\$26,600
CLASSIFICATION		OFFENSES
AUTO . . . . .		7
TRUCKS & BUSES . . . . .		4
OTHER VEHICLES . . . . .		4

OFFENSES	CLEARANCES	VALUE STOLEN	VALUE RECOVERED
GRAND TOTALS: 303	70	\$106,462.24	\$42,915

1980: OFFENSES KNOWN TO THE POLICE, CLEARANCES AND VALUE OF PROPERTY STOLEN

AGENCY: WOLCOTT P.D.

POPULATION: 12,949

1980: OFFENSES KNOWN TO THE POLICE, CLEARANCES AND VALUE OF PROPERTY STOLEN

AGENCY: WOODBRIDGE P.D.

POPULATION: 7,693

MURDER		
OFFENSES	CLEARANCES	VALUE
0	0	\$ 0

RAPE		
OFFENSES	CLEARANCES	VALUE
0	0	\$ 0

MURDER		
OFFENSES	CLEARANCES	VALUE
0	0	\$ 0

RAPE		
OFFENSES	CLEARANCES	VALUE
0	0	\$ 0

ROBBERY		
OFFENSES	CLEARANCES	VALUE
15	9	\$16,459
CLASSIFICATION		OFFENSES
HIGHWAY . . . . .		7
COMMERCIAL HOUSE . . . . .		
GAS & SERVICE STATION . . . . .		
CHAIN STORE . . . . .		5
RESIDENCE . . . . .		1
BANK . . . . .		1
MISCELLANEOUS . . . . .		1
ARMED . . . . .		13
STRONG-ARM . . . . .		2

AGGRAVATED ASSAULT		
OFFENSES	CLEARANCES	VALUE
2	2	---
CLASSIFICATION		OFFENSES
FIREARM . . . . .		1
KNIFE, CUTTING INSTR. . . . .		
OTHER DANGEROUS WEAPON . . . . .		
HANDS, FISTS, FEET, ETC. . . . .		1

ROBBERY		
OFFENSES	CLEARANCES	VALUE
7	2	\$697
CLASSIFICATION		OFFENSES
HIGHWAY . . . . .		1
COMMERCIAL HOUSE . . . . .		
GAS & SERVICE STATION . . . . .		5
CHAIN STORE . . . . .		1
RESIDENCE . . . . .		
BANK . . . . .		
MISCELLANEOUS . . . . .		
ARMED . . . . .		7
STRONG-ARM . . . . .		

AGGRAVATED ASSAULT		
OFFENSES	CLEARANCES	VALUE
4	4	---
CLASSIFICATION		OFFENSES
FIREARM . . . . .		1
KNIFE, CUTTING INSTR. . . . .		1
OTHER DANGEROUS WEAPON . . . . .		
HANDS, FISTS, FEET, ETC. . . . .		2

LARCENY		
OFFENSES	CLEARANCES	VALUE
330	85	\$63,371
CLASSIFICATION		OFFENSES
POCKET-PICKING . . . . .		3
PURSE-SNATCHING . . . . .		6
SHOPLIFTING . . . . .		
FROM MOTOR VEHICLES . . . . .		82
MOTOR VEHICLES PARTS & ACC. . . . .		60
BICYCLES . . . . .		33
FROM BUILDINGS . . . . .		105
COIN-OP MACHINES . . . . .		
ALL OTHER . . . . .		41
\$200 & OVER . . . . .		72
\$ 50 TO \$200 . . . . .		140
UNDER \$50 . . . . .		118

BURGLARY		
OFFENSES	CLEARANCES	VALUE
213	79	\$162,455
CLASSIFICATION		OFFENSES
RESIDENCE NIGHT . . . . .		44
RESIDENCE DAY . . . . .		113
RESIDENCE UNKNOWN . . . . .		
NON-RESIDENCE NIGHT . . . . .		56
NON-RESIDENCE DAY . . . . .		
NON-RESIDENCE UNKNOWN . . . . .		
FORCIBLE ENTRY . . . . .		213
UNLAWFUL ENTRY - NO FORCE . . . . .		
ATTEMPTED FORCIBLE ENTRY . . . . .		

LARCENY		
OFFENSES	CLEARANCES	VALUE
121	4	\$12,625.85
CLASSIFICATION		OFFENSES
POCKET-PICKING . . . . .		
PURSE-SNATCHING . . . . .		
SHOPLIFTING . . . . .		4
FROM MOTOR VEHICLES . . . . .		26
MOTOR VEHICLES PARTS & ACC. . . . .		21
BICYCLES . . . . .		4
FROM BUILDINGS . . . . .		38
COIN-OP MACHINES . . . . .		
ALL OTHER . . . . .		28
\$200 & OVER . . . . .		25
\$ 50 TO \$200 . . . . .		45
UNDER \$50 . . . . .		51

BURGLARY		
OFFENSES	CLEARANCES	VALUE
115	26	\$291,416.95
CLASSIFICATION		OFFENSES
RESIDENCE NIGHT . . . . .		14
RESIDENCE DAY . . . . .		91
RESIDENCE UNKNOWN . . . . .		
NON-RESIDENCE NIGHT . . . . .		8
NON-RESIDENCE DAY . . . . .		2
NON-RESIDENCE UNKNOWN . . . . .		
FORCIBLE ENTRY . . . . .		106
UNLAWFUL ENTRY - NO FORCE . . . . .		6
ATTEMPTED FORCIBLE ENTRY . . . . .		3

MOTOR VEHICLE THEFT		
OFFENSES	CLEARANCES	VALUE
19	0	\$29,700
CLASSIFICATION		OFFENSES
AUTO . . . . .		15
TRUCKS & BUSES . . . . .		2
OTHER VEHICLES . . . . .		2

MOTOR VEHICLE THEFT		
OFFENSES	CLEARANCES	VALUE
8	3	\$10,400
CLASSIFICATION		OFFENSES
AUTO . . . . .		6
TRUCKS & BUSES . . . . .		
OTHER VEHICLES . . . . .		2

OFFENSES	CLEARANCES	VALUE STOLEN	VALUE RECOVERED
GRAND TOTALS: 579	175	\$271,985	\$56,742

OFFENSES	CLEARANCES	VALUE STOLEN	VALUE RECOVERED
GRAND TOTALS: 255	39	\$315,139.80	\$89,797

1980: OFFENSES KNOWN TO THE POLICE, CLEARANCES AND VALUE OF PROPERTY STOLEN

AGENCY: STATE POLICE

POPULATION:

MURDER		
OFFENSES	CLEARANCES	VALUE
10	6	\$10,375

RAPE		
OFFENSES	CLEARANCES	VALUE
58	32	\$3,653

ROBBERY		
OFFENSES	CLEARANCES	VALUE
161	28	\$167,826

AGGRAVATED ASSAULT		
OFFENSES	CLEARANCES	VALUE
435	272	---

CLASSIFICATION	OFFENSES
FIREARM	44
KNIFE, CUTTING INSTR.	68
OTHER DANGEROUS WEAPON	101
HANDS, FISTS, FEET, ETC.	222

CLASSIFICATION	OFFENSES
HIGHWAY	50
COMMERCIAL HOUSE	18
GAS & SERVICE STATION	36
CHAIN STORE	17
RESIDENCE	20
BANK	7
MISCELLANEOUS	13

BURGLARY		
OFFENSES	CLEARANCES	VALUE
4,346	530	\$5,314,057

ARMED	128
STRONG-ARM	33

CLASSIFICATION	OFFENSES
RESIDENCE NIGHT	577
RESIDENCE DAY	1,132
RESIDENCE UNKNOWN	1,183
NON-RESIDENCE NIGHT	783
NON-RESIDENCE DAY	87
NON-RESIDENCE UNKNOWN	584

LARCENY		
OFFENSES	CLEARANCES	VALUE
4,910	970	\$2,207,642

FORCIBLE ENTRY	2,914
UNLAWFUL ENTRY - NO FORCE	1,212
ATTEMPTED FORCIBLE ENTRY	220

CLASSIFICATION	OFFENSES
POCKET-PICKING	35
PURSE-SNATCHING	40
SHOPLIFTING	414
FROM MOTOR VEHICLES	653
MOTOR VEHICLES PARTS & ACC.	949
BICYCLES	293
FROM BUILDINGS	839
COIN-OP MACHINES	49
ALL OTHER	1,638

MOTOR VEHICLE THEFT		
OFFENSES	CLEARANCES	VALUE
1,019	245	\$2,423,633

\$200 & OVER	1,800
\$ 50 TO \$200	1,567
UNDER \$50	1,543

CLASSIFICATION	OFFENSES
AUTO	685
TRUCKS & BUSES	165
OTHER VEHICLES	169

	OFFENSES	CLEARANCES	VALUE STOLEN	VALUE RECOVERED
GRAND TOTALS:	10,939	2,083	\$10,127,186	\$2,604,848

1980: OFFENSES KNOWN TO THE POLICE, CLEARANCES AND VALUE OF PROPERTY STOLEN

AGENCY: CENTRAL CONNECTICUT STATE COLLEGE P.D.

POPULATION:

MURDER		
OFFENSES	CLEARANCES	VALUE
0	0	\$ 0

RAPE		
OFFENSES	CLEARANCES	VALUE
0	0	\$ 0

ROBBERY		
OFFENSES	CLEARANCES	VALUE
1	0	\$ 0

AGGRAVATED ASSAULT		
OFFENSES	CLEARANCES	VALUE
6	5	---

CLASSIFICATION	OFFENSES
HIGHWAY	1
COMMERCIAL HOUSE	
GAS & SERVICE STATION	
CHAIN STORE	
RESIDENCE	
BANK	
MISCELLANEOUS	

CLASSIFICATION	OFFENSES
FIREARM	
KNIFE, CUTTING INSTR.	1
OTHER DANGEROUS WEAPON	
HANDS, FISTS, FEET, ETC.	5

ARMED	
STRONG-ARM	1

BURGLARY		
OFFENSES	CLEARANCES	VALUE
6	2	\$343

LARCENY		
OFFENSES	CLEARANCES	VALUE
150	14	\$16,514.74

CLASSIFICATION	OFFENSES
RESIDENCE NIGHT	3
RESIDENCE DAY	
RESIDENCE UNKNOWN	2
NON-RESIDENCE NIGHT	
NON-RESIDENCE DAY	
NON-RESIDENCE UNKNOWN	1

FORCIBLE ENTRY	2
UNLAWFUL ENTRY - NO FORCE	4
ATTEMPTED FORCIBLE ENTRY	

CLASSIFICATION	OFFENSES
POCKET-PICKING	
PURSE-SNATCHING	
SHOPLIFTING	
FROM MOTOR VEHICLES	17
MOTOR VEHICLES PARTS & ACC.	16
BICYCLES	3
FROM BUILDINGS	103
COIN-OP MACHINES	5
ALL OTHER	6

FORCIBLE ENTRY	2
UNLAWFUL ENTRY - NO FORCE	4
ATTEMPTED FORCIBLE ENTRY	

\$200 & OVER	22
\$ 50 TO \$200	57
UNDER \$50	71

MOTOR VEHICLE THEFT		
OFFENSES	CLEARANCES	VALUE
7	0	\$8,500

	OFFENSES	CLEARANCES	VALUE STOLEN	VALUE RECOVERED
GRAND TOTALS:	170	21	\$25,357.74	\$7,892.40

1980: OFFENSES KNOWN TO THE POLICE, CLEARANCES AND VALUE OF PROPERTY STOLEN

EASTERN CONNECTICUT  
AGENCY: STATE COLLEGE P.D.

POPULATION:

MURDER		
OFFENSES	CLEARANCES	VALUE
0	0	\$ 0

RAPE		
OFFENSES	CLEARANCES	VALUE
0	0	\$ 0

ROBBERY		
OFFENSES	CLEARANCES	VALUE
0	0	\$ 0
CLASSIFICATION		OFFENSES
HIGHWAY . . . . .		
COMMERCIAL HOUSE . . . . .		
GAS & SERVICE STATION . . . . .		
CHAIN STORE . . . . .		
RESIDENCE . . . . .		
BANK . . . . .		
MISCELLANEOUS . . . . .		
ARMED . . . . .		
STRONG-ARM . . . . .		

AGGRAVATED ASSAULT		
OFFENSES	CLEARANCES	VALUE
3	2	---
CLASSIFICATION		OFFENSES
FIREARM . . . . .		
KNIFE, CUTTING INSTR. . . . .		1
OTHER DANGEROUS WEAPON . . . . .		2
HANDS, FISTS, FEET, ETC. . . . .		

BURGLARY		
OFFENSES	CLEARANCES	VALUE
27	1	\$7,476
CLASSIFICATION		OFFENSES
RESIDENCE NIGHT . . . . .		19
RESIDENCE DAY . . . . .		2
RESIDENCE UNKNOWN . . . . .		
NON-RESIDENCE NIGHT . . . . .		3
NON-RESIDENCE DAY . . . . .		3
NON-RESIDENCE UNKNOWN . . . . .		
FORCIBLE ENTRY . . . . .		8
UNLAWFUL ENTRY - NO FORCE . . . . .		18
ATTEMPTED FORCIBLE ENTRY . . . . .		1

LARCENY		
OFFENSES	CLEARANCES	VALUE
70	2	\$9,226.46
CLASSIFICATION		OFFENSES
POCKET-PICKING . . . . .		
PURSE-SNATCHING . . . . .		
SHOPLIFTING . . . . .		
FROM MOTOR VEHICLES . . . . .		6
MOTOR VEHICLES PARTS & ACC. . . . .		11
BICYCLES . . . . .		1
FROM BUILDINGS . . . . .		43
COIN-OP MACHINES . . . . .		2
ALL OTHER . . . . .		7
\$200 & OVER . . . . .		23
\$ 50 TO \$200 . . . . .		16
UNDER \$50 . . . . .		31

MOTOR VEHICLE THEFT		
OFFENSES	CLEARANCES	VALUE
3	0	\$8,450
CLASSIFICATION		OFFENSES
AUTO . . . . .		3
TRUCKS & BUSES . . . . .		
OTHER VEHICLES . . . . .		

	OFFENSES	CLEARANCES	VALUE STOLEN	VALUE RECOVERED
GRAND TOTALS:	103	5	\$25,152.46	\$8,863.25

1980: OFFENSES KNOWN TO THE POLICE, CLEARANCES AND VALUE OF PROPERTY STOLEN

AGENCY: UCONN (STORRS)

POPULATION:

MURDER		
OFFENSES	CLEARANCES	VALUE
0	0	\$ 0

RAPE		
OFFENSES	CLEARANCES	VALUE
0	0	\$ 0

ROBBERY		
OFFENSES	CLEARANCES	VALUE
1	1	\$ 0
CLASSIFICATION		OFFENSES
HIGHWAY . . . . .		
COMMERCIAL HOUSE . . . . .		
GAS & SERVICE STATION . . . . .		
CHAIN STORE . . . . .		
RESIDENCE . . . . .		
BANK . . . . .		
MISCELLANEOUS . . . . .		1
ARMED . . . . .		
STRONG-ARM . . . . .		1

AGGRAVATED ASSAULT		
OFFENSES	CLEARANCES	VALUE
9	4	---
CLASSIFICATION		OFFENSES
FIREARM . . . . .		
KNIFE, CUTTING INSTR. . . . .		1
OTHER DANGEROUS WEAPON . . . . .		1
HANDS, FISTS, FEET, ETC. . . . .		7

BURGLARY		
OFFENSES	CLEARANCES	VALUE
163	3	\$38,321
CLASSIFICATION		OFFENSES
RESIDENCE NIGHT . . . . .		27
RESIDENCE DAY . . . . .		19
RESIDENCE UNKNOWN . . . . .		27
NON-RESIDENCE NIGHT . . . . .		47
NON-RESIDENCE DAY . . . . .		8
NON-RESIDENCE UNKNOWN . . . . .		35
FORCIBLE ENTRY . . . . .		50
UNLAWFUL ENTRY - NO FORCE . . . . .		108
ATTEMPTED FORCIBLE ENTRY . . . . .		5

LARCENY		
OFFENSES	CLEARANCES	VALUE
692	62	\$92,680
CLASSIFICATION		OFFENSES
POCKET-PICKING . . . . .		28
PURSE-SNATCHING . . . . .		3
SHOPLIFTING . . . . .		24
FROM MOTOR VEHICLES . . . . .		50
MOTOR VEHICLES PARTS & ACC. . . . .		79
BICYCLES . . . . .		47
FROM BUILDINGS . . . . .		416
COIN-OP MACHINES . . . . .		14
ALL OTHER . . . . .		31
\$200 & OVER . . . . .		118
\$ 50 TO \$200 . . . . .		211
UNDER \$50 . . . . .		363

MOTOR VEHICLE THEFT		
OFFENSES	CLEARANCES	VALUE
8	2	\$12,700
CLASSIFICATION		OFFENSES
AUTO . . . . .		7
TRUCKS & BUSES . . . . .		
OTHER VEHICLES . . . . .		1

	OFFENSES	CLEARANCES	VALUE STOLEN	VALUE RECOVERED
GRAND TOTALS:	873	72	\$143,701	\$24,912

1980: OFFENSES KNOWN TO THE POLICE, CLEARANCES AND VALUE OF PROPERTY STOLEN

AGENCY: UNIVERSITY OF CONNECTICUT  
HEALTH CENTER P.D.

POPULATION:

MURDER		
OFFENSES	CLEARANCES	VALUE
0	0	\$ 0

RAPE		
OFFENSES	CLEARANCES	VALUE
0	0	\$ 0

ROBBERY		
OFFENSES	CLEARANCES	VALUE
1	0	\$ 5
CLASSIFICATION		OFFENSES
HIGHWAY . . . . .		
COMMERCIAL HOUSE . . . . .		
GAS & SERVICE STATION . . . . .		
CHAIN STORE . . . . .		
RESIDENCE . . . . .		
BANK . . . . .		
MISCELLANEOUS . . . . .		1
ARMED . . . . .		1
STRONG-ARM . . . . .		

AGGRAVATED ASSAULT		
OFFENSES	CLEARANCES	VALUE
0	0	---
CLASSIFICATION		OFFENSES
FIREARM . . . . .		
KNIFE, CUTTING INSTR. . . . .		
OTHER DANGEROUS WEAPON . . . . .		
HANDS, FISTS, FEET, ETC. . . . .		

LARCENY		
OFFENSES	CLEARANCES	VALUE
108	2	\$22,986.13
CLASSIFICATION		OFFENSES
POCKET-PICKING . . . . .		
PURSE-SNATCHING . . . . .		
SHOPLIFTING . . . . .		
FROM MOTOR VEHICLES . . . . .		6
MOTOR VEHICLES PARTS & ACC. . . . .		10
BICYCLES . . . . .		
FROM BUILDINGS . . . . .		89
COIN-OP MACHINES . . . . .		
ALL OTHER . . . . .		3
\$200 & OVER . . . . .		22
\$ 50 TO \$200 . . . . .		34
UNDER \$50 . . . . .		52

BURGLARY		
OFFENSES	CLEARANCES	VALUE
13	0	\$4,158.12
CLASSIFICATION		OFFENSES
RESIDENCE NIGHT . . . . .		
RESIDENCE DAY . . . . .		
RESIDENCE UNKNOWN . . . . .		
NON-RESIDENCE NIGHT . . . . .		1
NON-RESIDENCE DAY . . . . .		
NON-RESIDENCE UNKNOWN . . . . .		12
FORCIBLE ENTRY . . . . .		3
UNLAWFUL ENTRY - NO FORCE . . . . .		6
ATTEMPTED FORCIBLE ENTRY . . . . .		4

MOTOR VEHICLE THEFT		
OFFENSES	CLEARANCES	VALUE
3	1	\$7,000
CLASSIFICATION		OFFENSES
AUTO . . . . .		3
TRUCKS & BUSES . . . . .		
OTHER VEHICLES . . . . .		

	OFFENSES	CLEARANCES	VALUE STOLEN	VALUE RECOVERED
GRAND TOTALS:	125	3	\$34,149.25	\$4,438.29

ARREST DATA

BY

CONTRIBUTOR



AGENCY: ANSONIA P.D.

AGE, SEX AND RACE OF PERSONS ARRESTED

OFFENSE CLASSIFICATION	GRAND TOTAL	UNDER 16	16 & 17	18 & OVER	MALE	FEMALE	WHITE	BLACK	INDIAN	ORIENTAL	ALL OTHER
MURDER											
MANSLAUGHTER											
FORCIBLE RAPE											
ROBBERY	6		3	3	6		5	1			
ASSAULT-AGGRAVATED	1			1	1			1			
BURGLARY	15	1	1	13	15		13	2			
LARCENY	82	3	15	64	64	18	75	7			
MOTOR VEHICLE THEFT											
ASSAULT-SIMPLE	61		5	56	51	10	50	11			
ARSON											
FORGERY & COUNTERFEIT	6			6	6		4	2			
FRAUD	2			2	1	1	2				
EMBEZZLEMENT											
STOLEN PROPERTY											
VANDALISM											
WEAPONS	26		6	20	25	1	24	2			
PROSTITUTION											
SEX OFFENSES	1			1	1		1				
NARCOTICS	126	5	28	93	104	22	119	7			
GAMBLING											
OFFENSES VS THE FAMILY											
DRIVING UND. INFLUENCE	29		1	28	27	2	29				
LIQUOR LAWS	22	1	9	12	16	6	17	5			
DISORDERLY CONDUCT	169	5	24	140	140	29	146	23			
VAGRANCY											
ALL OTHER OFFENSES	69	5	13	51	56	13	66	3			
CURFEWS & LOITERING	4	3	1		4		4				
RUNAWAYS											
GRAND TOTALS:	619	23	106	490	517	102	555	64			

AGENCY: AVON P.D.

AGE, SEX AND RACE OF PERSONS ARRESTED

OFFENSE CLASSIFICATION	GRAND TOTAL	UNDER 16	16 & 17	18 & OVER	MALE	FEMALE	WHITE	BLACK	INDIAN	ORIENTAL	ALL OTHER
MURDER	1			1	1		1				
MANSLAUGHTER											
FORCIBLE RAPE											
ROBBERY	4			4	4		4				
ASSAULT-AGGRAVATED	1			1	1		1				
BURGLARY	22		4	18	22		22				
LARCENY	242	29	37	176	120	122	199	40	2	1	
MOTOR VEHICLE THEFT	9	3	2	4	9		8	1			
ASSAULT-SIMPLE	28	2	3	23	25	3	27				1
ARSON	4	4			4		4				
FORGERY & COUNTERFEIT											
FRAUD	5			5	1	4	5				
EMBEZZLEMENT	1			1		1	1				
STOLEN PROPERTY	6	1		5	6		1	5			
VANDALISM	25	25			23	2	25				
WEAPONS	2			2	2		1	1			
PROSTITUTION											
SEX OFFENSES											
NARCOTICS	34		10	24	30	4	31	3			
GAMBLING											
OFFENSES VS THE FAMILY											
DRIVING UND. INFLUENCE	6			6	5	1	6				
LIQUOR LAWS	5		3	2	4	1	3	1	1		
DISORDERLY CONDUCT	51	25	2	24	44	7	50	1			
VAGRANCY	1	1			1		1				
ALL OTHER OFFENSES	111	22	7	82	94	17	109	2			
CURFEWS & LOITERING	1		1		1		1				
RUNAWAYS	6	6			3	3	6				
GRAND TOTALS:	565	118	69	378	400	165	506	54	3	1	1

AGENCY: BETHEL P.D.

AGE, SEX AND RACE OF PERSONS ARRESTED

OFFENSE CLASSIFICATION	GRAND TOTAL	UNDER 16	16 & 17	18 & OVER	MALE	FEMALE	WHITE	BLACK	INDIAN	ORIENTAL	ALL OTHER
MURDER											
MANSLAUGHTER											
FORCIBLE RAPE											
ROBBERY	1			1	1		1				
ASSAULT-AGGRAVATED	5			5	5		4	1			
BURGLARY	30	19	4	7	27	3	30				
LARCENY	40	25	5	10	36	4	39	1			
MOTOR VEHICLE THEFT	7	6		1	3	4	7				
ASSAULT-SIMPLE	50	4	1	45	43	7	48	2			
ARSON											
FORGERY & COUNTERFEIT											
FRAUD											
EMBEZZLEMENT											
STOLEN PROPERTY	1	1			1		1				
VANDALISM	29	16	7	6	29		29				
WEAPONS	7	1	2	4	7		7				
PROSTITUTION											
SEX OFFENSES	2			2	2		2				
NARCOTICS	12	1	4	7	11	1	12				
GAMBLING											
OFFENSES VS THE FAMILY											
DRIVING UND. INFLUENCE	4			4	2	2	4				
LIQUOR LAWS	1		1		1		1				
DISORDERLY CONDUCT	20	3	4	13	19	1	18	2			
VAGRANCY											
ALL OTHER OFFENSES	60	8	5	47	45	15	56	4			
CURFEWS & LOITERING											
RUNAWAYS	7	7			3	4	7				
GRAND TOTALS:	276	91	33	152	235	41	266	10			

AGE, SEX AND RACE OF PERSONS ARRESTED

AGENCY: BERLIN P.D.

OFFENSE CLASSIFICATION	GRAND TOTAL	UNDER 16	16 & 17	18 & OVER	MALE	FEMALE	WHITE	BLACK	INDIAN	ORIENTAL	ALL OTHER
MURDER											
MANSLAUGHTER											
FORCIBLE RAPE											
ROBBERY	1			1	1		1				
ASSAULT-AGGRAVATED											
BURGLARY	19	6	6	7	18	1	19				
LARCENY	40	11	3	26	35	5	35	5			
MOTOR VEHICLE THEFT	4	2		2	4		4				
ASSAULT-SIMPLE	28	11	3	14	28		28				
ARSON											
FORGERY & COUNTERFEIT	2			2	2		2				
FRAUD	28			28	17	11	26	2			
EMBEZZLEMENT											
STOLEN PROPERTY	7		1	6	7		7				
VANDALISM	58	47	2	9	54	4	58				
WEAPONS	13	2	4	7	13		13				
PROSTITUTION											
SEX OFFENSES	2			2	2		2				
NARCOTICS	62	7	16	39	59	3	61	1			
GAMBLING											
OFFENSES VS THE FAMILY											
DRIVING UND. INFLUENCE	11			11	10	1	11				
LIQUOR LAWS	4	2	1	1	4		4				
DISORDERLY CONDUCT	97	21	6	70	81	16	94	3			
VAGRANCY											
ALL OTHER OFFENSES	97	74	3	20	89	8	96	1			
CURFEWS & LOITERING											
RUNAWAYS	20	20			11	9	20				
GRAND TOTALS:	493	203	45	245	435	58	481	12			

AGE, SEX AND RACE OF PERSONS ARRESTED

AGENCY: BLOOMFIELD P.D.

OFFENSE CLASSIFICATION	GRAND TOTAL	UNDER 16	16 & 17	18 & OVER	MALE	FEMALE	WHITE	BLACK	INDIAN	ORIENTAL	ALL OTHER
MURDER											
MANSLAUGHTER											
FORCIBLE RAPE	5	2		3	5		2	3			
ROBBERY	4		3	1	4			4			
ASSAULT-AGGRAVATED	11	1	4	6	10	1	3	8			
BURGLARY	33	12	6	15	33		10	23			
LARCENY	184	50	40	94	135	49	58	126			
MOTOR VEHICLE THEFT	11	1	6	4	9	2	1	10			
ASSAULT-SIMPLE	19	1	4	14	16	3	9	10			
ARSON	2	1		1	1	1	1	1			
FORGERY & COUNTERFEIT	9	2	1	6	6	3	6	3			
FRAUD	3			3	3		2	1			
EMBEZZLEMENT											
STOLEN PROPERTY	4	1	1	2	4		1	3			
VANDALISM	10	2		8	9	1	7	3			
WEAPONS	2			2	2			2			
PROSTITUTION											
SEX OFFENSES	3	1		2	3			3			
NARCOTICS	12	1	2	9	12		3	9			
GAMBLING											
OFFENSES VS THE FAMILY											
DRIVING UND. INFLUENCE											
LIQUOR LAWS	2		2		2		2				
DISORDERLY CONDUCT	58	2	6	50	51	7	34	24			
VAGRANCY											
ALL OTHER OFFENSES	43	8	14	21	35	8	10	32	1		
CURFEWS & LOITERING	1		1		1			1			
RUNAWAYS											
GRAND TOTALS:	416	85	90	241	341	75	149	266	1		

AGE, SEX AND RACE OF PERSONS ARRESTED

AGENCY: BRANFORD P.D.

OFFENSE CLASSIFICATION	GRAND TOTAL	UNDER 16	16 & 17	18 & OVER	MALE	FEMALE	WHITE	BLACK	INDIAN	ORIENTAL	ALL OTHER
MURDER											
MANSLAUGHTER											
FORCIBLE RAPE	1			1	1		1				
ROBBERY	6			6	6		6				
ASSAULT-AGGRAVATED	4		2	2	3	1	4				
BURGLARY	56	6	12	38	53	3	55	1			
LARCENY	181	16	24	141	146	35	181				
MOTOR VEHICLE THEFT	3	1	1	1	3		3				
ASSAULT-SIMPLE	46	3	5	38	41	5	46				
ARSON											
FORGERY & COUNTERFEIT	8			8	6	2	8				
FRAUD	42			42	33	9	41	1			
EMBEZZLEMENT	2			2	2		2				
STOLEN PROPERTY	2	2				2	2				
VANDALISM	74	30	13	31	70	4	74				
WEAPONS	9		1	8	9		9				
PROSTITUTION											
SEX OFFENSES	6	3	1	2	6		6				
NARCOTICS	40	3	1	36	34	6	40				
GAMBLING											
OFFENSES VS THE FAMILY											
DRIVING UND. INFLUENCE	24		1	23	20	4	24				
LIQUOR LAWS	2		1	1	2		2				
DISORDERLY CONDUCT	202	1	10	191	184	18	200	2			
VAGRANCY											
ALL OTHER OFFENSES	103	16	6	81	83	20	103				
CURFEWS & LOITERING	11	2	9		11		11				
RUNAWAYS											
GRAND TOTALS:	822	83	87	652	713	109	818	4			

AGE, SEX AND RACE OF PERSONS ARRESTED

AGENCY: BLOOMFIELD P.D.

OFFENSE CLASSIFICATION	GRAND TOTAL	UNDER 16	16 & 17	18 & OVER	MALE	FEMALE	WHITE	BLACK	INDIAN	ORIENTAL	ALL OTHER
MURDER											
MANSLAUGHTER											
FORCIBLE RAPE	5	2		3	5		2	3			
ROBBERY	4		3	1	4			4			
ASSAULT-AGGRAVATED	11	1	4	6	10	1	3	8			
BURGLARY	33	12	6	15	33		10	23			
LARCENY	184	50	40	94	135	49	58	126			
MOTOR VEHICLE THEFT	11	1	6	4	9	2	1	10			
ASSAULT-SIMPLE	19	1	4	14	16	3	9	10			
ARSON	2	1		1	1	1	1	1			
FORGERY & COUNTERFEIT	9	2	1	6	6	3	6	3			
FRAUD	3			3	3		2	1			
EMBEZZLEMENT											
STOLEN PROPERTY	4	1	1	2	4		1	3			
VANDALISM	10	2		8	9	1	7	3			
WEAPONS	2			2	2			2			
PROSTITUTION											
SEX OFFENSES	3	1		2	3			3			
NARCOTICS	12	1	2	9	12		3	9			
GAMBLING											
OFFENSES VS THE FAMILY											
DRIVING UND. INFLUENCE											
LIQUOR LAWS	2		2		2		2				
DISORDERLY CONDUCT	58	2	6	50	51	7	34	24			
VAGRANCY											
ALL OTHER OFFENSES	43	8	14	21	35	8	10	32	1		
CURFEWS & LOITERING	1		1		1			1			
RUNAWAYS											
GRAND TOTALS:	416	85	90	241	341	75	149	266	1		

AGE, SEX AND RACE OF PERSONS ARRESTED

AGENCY: BRIDGEPORT P.D

OFFENSE CLASSIFICATION	GRAND TOTAL	UNDER 16	16 & 17	18 & OVER	MALE	FEMALE	WHITE	BLACK	INDIAN	ORIENTAL	ALL OTHER
MURDER	17		2	15	16	1	11	6			
MANSLAUGHTER	1			1	1		1				
FORCIBLE RAPE	6			6	6		1	5			
ROBBERY	174	19	25	130	158	16	66	106		2	
ASSAULT-AGGRAVATED	211	1	21	189	187	24	107	104			
BURGLARY	507	137	95	275	482	25	333	172		2	
LARCENY	1,567	348	193	1,026	1,112	455	898	667	2		
MOTOR VEHICLE THEFT	132	51	17	64	119	13	95	37			
ASSAULT-SIMPLE	1,623	201	98	1,324	1,347	276	963	658		2	
ARSON	21	12		9	15	6	14	7			
FORGERY & COUNTERFEIT	34	1	1	32	25	9	13	21			
FRAUD											
EMBEZZLEMENT											
STOLEN PROPERTY	31	14	2	15	26	5	22	9			
VANDALISM											
WEAPONS	276	5	33	238	255	21	176	100			
PROSTITUTION	69		3	66	9	60	32	37			
SEX OFFENSES	51	15	3	33	46	5	31	20			
NARCOTICS	669	51	83	535	588	81	443	223	2		1
GAMBLING	43			43	30	13	38	5			
OFFENSES VS THE FAMILY	20		2	18	13	7	15	5			
DRIVING UND. INFLUENCE	3			3	2	1	2	1			
LIQUOR LAWS	40		5	35	32	8	34	6			
DISORDERLY CONDUCT	1,881	217	96	1,568	1,592	289	1,219	656	3	2	1
VAGRANCY	1				1		1				
ALL OTHER OFFENSES	2,538	479	206	1,853	2,176	362	1,677	853	3	4	1
CURFEWS & LOITERING	42	24	18		34	8	20	22			
RUNAWAYS	52	52			18	34	35	17			
GRAND TOTALS:	10,009	1,628	903	7,478	8,290	1,719	6,247	3,737	10	12	3



AGE, SEX AND RACE OF PERSONS ARRESTED

AGENCY: BRISTOL P.D.

OFFENSE CLASSIFICATION	GRAND TOTAL	UNDER 16	16 & 17	18 & OVER	MALE	FEMALE	WHITE	BLACK	INDIAN	ORIENTAL	ALL OTHER
MURDER											
MANSLAUGHTER											
FORCIBLE RAPE	2			2	2		2				
ROBBERY	5			5	4	1	3	2			
ASSAULT-AGGRAVATED	188	2	19	167	173	15	170	18			
BURGLARY	312	175	64	73	306	6	301	11			
LARCENY	315	92	55	168	281	34	308	5		2	
MOTOR VEHICLE THEFT	55	36	8	11	54	1	55				
ASSAULT-SIMPLE	121	14	15	92	108	13	119	2			
ARSON	11	8		3	11		11				
FORGERY & COUNTERFEIT	39	1	5	33	30	9	39				
FRAUD	112			112	82	30	110	2			
EMBEZZLEMENT	1			1		1	1				
STOLEN PROPERTY	11		4	7	9	2	11				
VANDALISM	81	29	12	40	77	4	80	1			
WEAPONS	8			8	8		7	1			
PROSTITUTION											
SEX OFFENSES	10	3	1	6	9	1	10				
NARCOTICS	36	12	2	22	32	4	34	2			
GAMBLING	1			1	1		1				
OFFENSES VS THE FAMILY	13			13	11	2	13				
DRIVING UND. INFLUENCE	33		1	32	33		33				
LIQUOR LAWS	21	2	4	15	20	1	20	1			
DISORDERLY CONDUCT	136	22	13	101	121	15	129	7			
VAGRANCY											
ALL OTHER OFFENSES	201	9	8	184	187	14	196	5			
CURFEWS & LOITERING	7	5	2		7		7				
RUNAWAYS	13	13			4	9	13				
GRAND TOTALS:	1,732	423	213	1,096	1,570	162	1,673	57		2	

AGENCY: BROOKFIELD P.D.

AGE, SEX AND RACE OF PERSONS ARRESTED

OFFENSE CLASSIFICATION	GRAND TOTAL	UNDER 16	16 & 17	18 & OVER	MALE	FEMALE	WHITE	BLACK	INDIAN	ORIENTAL	ALL OTHER
MURDER											
MANSLAUGHTER											
FORCIBLE RAPE											
ROBBERY	3			3	3		3				
ASSAULT-AGGRAVATED											
BURGLARY	20	2	11	7	20		20				
LARCENY	115	25	22	68	80	35	107	6		2	
MOI'OR VEHICLE THEFT	2			2	2		2				
ASSAULT-SIMPLE	7		2	5	7		7				
ARSON											
FORGERY & COUNTERFEIT											
FRAUD											
EMBEZZLEMENT											
STOLEN PROPERTY											
VANDALISM	5	4		1	5		5				
WEAPONS	2			2	2		2				
PROSTITUTION											
SEX OFFENSES											
NARCOTICS	8	1	1	6	7	1	8				
GAMBLING											
OFFENSES VS THE FAMILY											
DRIVING UND. INFLUENCE	1			1	1		1				
LIQUOR LAWS											
DISORDERLY CONDUCT	22	2	1	19	20	2	21	1			
VAGRANCY											
ALL OTHER OFFENSES	3			3	1	2	3				
CURFEWS & LOITERING											
RUNAWAYS	1	1			1		1				
GRAND TOTALS:	189	35	37	117	149	40	180	7		2	

AGE, SEX AND RACE OF PERSONS ARRESTED

AGENCY: CANTON P.D.

OFFENSE CLASSIFICATION	GRAND TOTAL	UNDER 16	16 & 17	18 & OVER	MALE	FEMALE	WHITE	BLACK	INDIAN	ORIENTAL	ALL OTHER
MURDER											
MANSLAUGHTER											
FORCIBLE RAPE											
ROBBERY	1			1	1		1				
ASSAULT-AGGRAVATED	3			3	2	1	3				
BURGLARY	20		13	7	19	1	20				
LARCENY	19	4	4	11	19		19				
MOTOR VEHICLE THEFT	4		1	3	4		2	2			
ASSAULT-SIMPLE	4	1	1	2	3	1	4				
ARSON											
FORGERY & COUNTERFEIT	1			1		1	1				
FRAUD	12			12	8	4	12				
EMBEZZLEMENT											
STOLEN PROPERTY	2		2		2		2				
VANDALISM											
WEAPONS	7			7	7		5	2			
PROSTITUTION											
SEX OFFENSES											
NARCOTICS	27	4	6	17	24	3	27				
GAMBLING											
OFFENSES VS THE FAMILY											
DRIVING UND. INFLUENCE	27		1	26	23	4	27				
LIQUOR LAWS											
DISORDERLY CONDUCT	62	2	13	47	56	6	62				
VAGRANCY											
ALL OTHER OFFENSES	65	20	13	32	59	6	65				
CURFEWS & LOITERING	1		1		1		1				
RUNAWAYS	6	6			1	5	6				
GRAND TOTALS:	261	37	55	169	229	32	257	4			

AGE, SEX AND RACE OF PERSONS ARRESTED

AGENCY: CHESHIRE P.D.

OFFENSE CLASSIFICATION	GRAND TOTAL	UNDER 16	16 & 17	18 & OVER	MALE	FEMALE	WHITE	BLACK	INDIAN	ORIENTAL	ALL OTHER
MURDER											
MANSLAUGHTER											
FORCIBLE RAPE											
ROBBERY	5		1	4	3	2	5				
ASSAULT-AGGRAVATED	4			4	4		4				
BURGLARY	32	2	4	26	32		32				
LARCENY	54	4	9	41	46	8	54				
MOTOR VEHICLE THEFT	1			1	1		1				
ASSAULT-SIMPLE	7			7	7		7				
ARSON	1			1	1		1				
FORGERY & COUNTERFEIT	2			2	1	1	2				
FRAUD											
EMBEZZLEMENT											
STOLEN PROPERTY											
VANDALISM	22	1	13	8	22		22				
WEAPONS	2			2	2		2				
PROSTITUTION											
SEX OFFENSES	1			1	1		1				
NARCOTICS	8			8	8		8				
GAMBLING											
OFFENSES VS THE FAMILY											
DRIVING UND. INFLUENCE											
LIQUOR LAWS											
DISORDERLY CONDUCT	89	5	10	74	84	5	89				
VAGRANCY	5			5	5		5				
ALL OTHER OFFENSES	33	2	4	27	32	1	33				
CURFEWS & LOITERING											
RUNAWAYS											
GRAND TOTALS:	266	14	41	211	249	17	266				

AGE, SEX AND RACE OF PERSONS ARRESTED

AGENCY: CLINTON P.D.

OFFENSE CLASSIFICATION	GRAND TOTAL	UNDER 16	16 & 17	18 & OVER	MALE	FEMALE	WHITE	BLACK	INDIAN	ORIENTAL	ALL OTHER
MURDER											
MANSLAUGHTER											
FORCIBLE RAPE											
ROBBERY	1			1	1		1				
ASSAULT-AGGRAVATED											
BURGLARY	6	1	2	3	6		6				
LARCENY	31	2	6	23	24	7	31				
MOTOR VEHICLE THEFT	4		1	3	4		4				
ASSAULT-SIMPLE	6	1		5	5	1	6				
ARSON											
FORGERY & COUNTERFEIT											
FRAUD											
EMBEZZLEMENT											
STOLEN PROPERTY											
VANDALISM	2			2	2		2				
WEAPONS											
PROSTITUTION											
SEX OFFENSES											
NARCOTICS											
GAMBLING											
OFFENSES VS THE FAMILY											
DRIVING UND. INFLUENCE											
LIQUOR LAWS											
DISORDERLY CONDUCT	40		10	30	38	2	40				
VAGRANCY											
ALL OTHER OFFENSES	16	4	2	10	16		16				
CURFEWS & LOITERING											
RUNAWAYS											
GRAND TOTALS:	106	8	21	77	96	10	106				

AGE, SEX AND RACE OF PERSONS ARRESTED

AGENCY: COVENTRY P.D.

OFFENSE CLASSIFICATION	GRAND TOTAL	UNDER 16	16 & 17	18 & OVER	MALE	FEMALE	WHITE	BLACK	INDIAN	ORIENTAL	ALL OTHER
MURDER											
MANSLAUGHTER											
FORCIBLE RAPE											
ROBBERY											
ASSAULT-AGGRAVATED											
BURGLARY	7	2	3	2	7		4	3			
LARCENY	8	2		6	7	1	8				
MOTOR VEHICLE THEFT	5	1	2	2	5		4	1			
ASSAULT-SIMPLE	3			3	3		3				
ARSON	4	1	1	2	4		4				
FORGERY & COUNTERFEIT											
FRAUD	5			5	4	1	4	1			
EMBEZZLEMENT											
STOLEN PROPERTY											
VANDALISM											
WEAPONS											
PROSTITUTION											
SEX OFFENSES	2			2	2		2				
NARCOTICS	8	1	3	4	8		8				
GAMBLING											
OFFENSES VS THE FAMILY											
DRIVING UND. INFLUENCE											
LIQUOR LAWS											
DISORDERLY CONDUCT	19		5	14	16	3	18	1			
VAGRANCY											
ALL OTHER OFFENSES	30	3	4	23	29	1	30				
CURFEWS & LOITERING											
RUNAWAYS	2	2			2		2				
GRAND TOTALS:	93	12	18	63	87	6	87	6			

AGE, SEX AND RACE OF PERSONS ARRESTED

AGENCY: DANBURY P.D.

OFFENSE CLASSIFICATION	GRAND TOTAL	UNDER 16	16 & 17	18 & OVER	MALE	FEMALE	WHITE	BLACK	INDIAN	ORIENTAL	ALL OTHER
MURDER											
MANSLAUGHTER	2			2	2		2				
FORCIBLE RAPE	2	1		1	2		1	1			
ROBBERY	18		3	15	18		11	7			
ASSAULT-AGGRAVATED	92	5	8	79	81	11	73	19			
BURGLARY	166	84	24	58	156	10	124	41			1
LARCENY	358	61	61	236	222	136	289	67			2
MOTOR VEHICLE THEFT	3	3			3		1	1		1	
ASSAULT-SIMPLE	66	16	8	42	57	9	51	15			
ARSON	3	1		2	3		3				
FORGERY & COUNTERFEIT	16		2	14	15	1	15	1			
FRAUD											
EMBEZZLEMENT											
STOLEN PROPERTY	1			1	1		1				
VANDALISM	68	16	20	32	62	6	63	5			
WEAPONS	7	1		6	7		5	2			
PROSTITUTION											
SEX OFFENSES	11		1	10	11		9	2			
NARCOTICS	106	16	5	85	91	15	101	5			
GAMBLING	3			3	3		3				
OFFENSES VS THE FAMILY	16		1	15	16		15	1			
DRIVING UND. INFLUENCE	92		3	89	82	10	89	3			
LIQUOR LAWS	45	1	5	39	37	8	42	3			
DISORDERLY CONDUCT	166	22	21	123	133	33	146	20			
VAGRANCY											
ALL OTHER OFFENSES	379	36	46	297	308	71	349	29			1
CURFEWS & LOITERING	14	9	5		13	1	12	2			
RUNAWAYS	22	22			13	9	19	2			1
GRAND TOTALS:	1,656	294	213	1,149	1,336	320	1,424	226		1	5

AGE, SEX AND RACE OF PERSONS ARRESTED

AGENCY: DANIELSON P.D.

OFFENSE CLASSIFICATION	GRAND TOTAL	UNDER 16	16 & 17	18 & OVER	MALE	FEMALE	WHITE	BLACK	INDIAN	ORIENTAL	ALL OTHER
MURDER											
MANSLAUGHTER											
FORCIBLE RAPE	7			7	7		7				
ROBBERY	2		2		2		2				
ASSAULT-AGGRAVATED	3		1	2	3		3				
BURGLARY	46	4	5	37	43	3	46				
LARCENY	64	25	5	34	43	21	64				
MOTOR VEHICLE THEFT											
ASSAULT-SIMPLE	20	4	2	14	20		19	1			
ARSON	4	4			4		4				
FORGERY & COUNTERFEIT	6		2	4	4	2	6				
FRAUD	3			3	2	1	3				
EMBEZZLEMENT											
STOLEN PROPERTY											
VANDALISM	35	16	3	16	27	8	35				
WEAPONS	5	1	1	3	4	1	5				
PROSTITUTION											
SEX OFFENSES											
NARCOTICS	32	1	10	21	27	5	32				
GAMBLING											
OFFENSES VS THE FAMILY											
DRIVING UND. INFLUENCE	14			14	12	2	14				
LIQUOR LAWS	23		3	20	20	3	23				
DISORDERLY CONDUCT	176	19	21	136	149	27	176				
VAGRANCY	1		1		1		1				
ALL OTHER OFFENSES	59	15	6	38	56	3	56	3			
CURFEWS & LOITERING	1		1		1		1				
RUNAWAYS	5	5				5	5				
GRAND TOTALS:	506	94	63	349	425	81	502	4			



AGE, SEX AND RACE OF PERSONS ARRESTED

AGENCY:DARIEN P.D.

OFFENSE CLASSIFICATION	GRAND TOTAL	UNDER 16	16 & 17	18 & OVER	MALE	FEMALE	WHITE	BLACK	INDIAN	ORIENTAL	ALL OTHER
MURDER	1			1	1		1				
MANSLAUGHTER	1			1	1		1				
FORCIBLE RAPE											
ROBBERY	5		1	4	5		5				
ASSAULT-AGGRAVATED	2			2	2		2				
BURGLARY	34	5	6	23	33	1	28	6			
LARCENY	40	1	9	30	31	9	28	12			
MOTOR VEHICLE THEFT	19	1	7	11	19		11	8			
ASSAULT-SIMPLE	11			11	10	1	11				
ARSON											
FORGERY & COUNTERFEIT	9			9	7	2	6	3			
FRAUD	18			18	9	9	14	4			
EMBEZZLEMENT											
STOLEN PROPERTY	3		1	2	3		3				
VANDALISM											
WEAPONS	13		5	8	13		13				
PROSTITUTION											
SEX OFFENSES											
NARCOTICS	44	1	11	32	40	4	41	3			
GAMBLING											
OFFENSES VS THE FAMILY											
DRIVING UND. INFLUENCE	11		1	10	10	1	11				
LIQUOR LAWS	3		1	2	3		3				
DISORDERLY CONDUCT	18		2	16	18		18				
VAGRANCY											
ALL OTHER OFFENSES	64	1	19	44	60	4	60	4			
CURFEWS & LOITERING											
RUNAWAYS											
GRAND TOTALS:	296	9	63	224	265	31	256	40			

AGE, SEX AND RACE OF PERSONS ARRESTED

AGENCY: DERBY P.D.

OFFENSE CLASSIFICATION	GRAND TOTAL	UNDER 16	16 & 17	18 & OVER	MALE	FEMALE	WHITE	BLACK	INDIAN	ORIENTAL	ALL OTHER
MURDER											
MANSLAUGHTER											
FORCIBLE RAPE											
ROBBERY	12			12	12		11	1			
ASSAULT-AGGRAVATED	22			22	18	4	20	1			1
BURGLARY	43	18		25	43		42	1			
LARCENY	271	99	3	169	182	89	201	69		1	
MOTOR VEHICLE THEFT	4	3	1		1	3	4				
ASSAULT-SIMPLE	38	19	1	18	26	12	38				
ARSON											
FORGERY & COUNTERFEIT	3			3	3		2	1			
FRAUD											
EMBEZZLEMENT											
STOLEN PROPERTY											
VANDALISM	105	91		14	84	21	99	6			
WEAPONS	20			20	18	2	15	5			
PROSTITUTION	1			1	1		1				
SEX OFFENSES	4		2	2	4		4				
NARCOTICS	23	11	1	11	15	8	23				
GAMBLING											
OFFENSES VS THE FAMILY	5			5	5		5				
DRIVING UND. INFLUENCE	22			22	21	1	22				
LIQUOR LAWS	10	1		9	6	4	10				
DISORDERLY CONDUCT	374	220	8	146	289	85	370	4			
VAGRANCY											
ALL OTHER OFFENSES	86	29	1	56	68	18	74	12			
CURFEWS & LOITERING	10	10			8	2	10				
RUNAWAYS	15	15			1	14	14	1			
GRAND TOTALS:	1,068	516	17	535	805	263	965	101		1	1

AGE, SEX AND RACE OF PERSONS ARRESTED

AGENCY: EAST HAMPTON P.D.

OFFENSE CLASSIFICATION	GRAND TOTAL	UNDER 16	16 & 17	18 & OVER	MALE	FEMALE	WHITE	BLACK	INDIAN	ORIENTAL	ALL OTHER
MURDER	1			1	1		1				
MANSLAUGHTER											
FORCIBLE RAPE											
ROBBERY	5	3		2	5		5				
ASSAULT-AGGRAVATED	8		1	7	8		8				
BURGLARY	25	3	6	16	25		25				
LARCENY	27	1	6	20	25	2	27				
MOTOR VEHICLE THEFT	7	3	4		7		7				
ASSAULT-SIMPLE	4			4	3	1	4				
ARSON	1	1			1		1				
FORGERY & COUNTERFEIT											
FRAUD											
EMBEZZLEMENT											
STOLEN PROPERTY											
VANDALISM	1			1	1		1				
WEAPONS											
PROSTITUTION											
SEX OFFENSES											
NARCOTICS											
GAMBLING											
OFFENSES VS THE FAMILY	2			2	1	1	2				
DRIVING UND. INFLUENCE	14		2	12	14		14				
LICQUOR LAWS	1			1		1	1				
DISORDERLY CONDUCT	17		3	14	16	1	17				
VAGRANCY											
ALL OTHER OFFENSES	59	5	2	52	53	6	56	3			
CURFEWS & LOITERING											
RUNAWAYS	3	3			2	1	3				
GRAND TOTALS:	175	19	24	132	162	13	172	3			

AGE, SEX AND RACE OF PERSONS ARRESTED

AGENCY: EAST HARTFORD P.D.

OFFENSE CLASSIFICATION	GRAND TOTAL	UNDER 16	16 & 17	18 & OVER	MALE	FEMALE	WHITE	BLACK	INDIAN	ORIENTAL	ALL OTHER
MURDER											
MANSLAUGHTER											
FORCIBLE RAPE	10			10	10		9	1			
ROBBERY	41	4	5	32	36	5	29	12			
ASSAULT-AGGRAVATED	34	4	3	27	32	2	31	3			
BURGLARY	194	77	54	63	183	11	172	22			
LARCENY	426	69	62	295	305	121	341	83		2	
MOTOR VEHICLE THEFT	70	19	17	34	67	3	55	14		1	
ASSAULT-SIMPLE	107	22	10	75	100	7	94	13			
ARSON	8	4		4	6	2	8				
FORGERY & COUNTERFEIT	13			13	9	4	9	4			
FRAUD	23		1	22	16	7	21	2			
EMBEZZLEMENT											
STOLEN PROPERTY											
VANDALISM	13	11		2	11	2	12	1			
WEAPONS	31	6	4	21	31		28	3			
PROSTITUTION											
SEX OFFENSES	28	4	1	23	24	4	26	2			
NARCOTICS	86	8	24	54	71	15	77	9			
GAMBLING											
OFFENSES VS THE FAMILY	9			9	5	4	9				
DRIVING UND. INFLUENCE	74		1	73	66	8	72	2			
LIQUOR LAWS	5			5	5		5				
DISORDERLY CONDUCT	437	14	50	373	364	73	412	23	2		
VAGRANCY											
ALL OTHER OFFENSES	493	37	101	355	414	79	468	25			
CURFEWS & LOITERING	2	2			2		2				
RUNAWAYS	40	40			22	18	31	9			
GRAND TOTALS:	2,144	321	333	1,490	1,779	365	1,911	288	2	3	

AGE, SEX AND RACE OF PERSONS ARRESTED

AGENCY: EAST WINDSOR P.D.

OFFENSE CLASSIFICATION	GRAND TOTAL	UNDER 16	16 & 17	18 & OVER	MALE	FEMALE	WHITE	BLACK	INDIAN	ORIENTAL	ALL OTHER
MURDER											
MANSLAUGHTER											
FORCIBLE RAPE											
ROBBERY	2			2	2		1	1			
ASSAULT-AGGRAVATED	1			1	1		1				
BURGLARY	32	10	3	19	31	1	29	3			
LARCENY	54	8	8	38	47	7	45	9			
MOTOR VEHICLE THEFT	3	1	1	1	1	2	3				
ASSAULT-SIMPLE	9		1	8	8	1	9				
ARSON											
FORGERY & COUNTERFEIT	2			2	2		1	1			
FRAUD	1	1			1		1				
EMBEZZLEMENT											
STOLEN PROPERTY											
VANDALISM	14	13	1		13	1	12	2			
WEAPONS	4			4	4		4				
PROSTITUTION											
SEX OFFENSES	1			1	1		1				
NARCOTICS	16	6		10	15	1	16				
GAMBLING											
OFFENSES VS THE FAMILY	2			2	1	1	2				
DRIVING UND. INFLUENCE	8			8	6	2	8				
LIQUOR LAWS	2	1		1	2		2				
DISORDERLY CONDUCT	29	2	1	26	25	4	26	3			
VAGRANCY	1		1			1	1				
ALL OTHER OFFENSES	97	5	5	87	83	14	89	8			
CURFEWS & LOITERING											
RUNAWAYS	3	3			1	2	3				
GRAND TOTALS:	281	50	21	210	244	37	254	27			

AGENCY: EAST HAVEN P.D.

AGE, SEX AND RACE OF PERSONS ARRESTED

OFFENSE CLASSIFICATION	GRAND TOTAL	UNDER 16	16 & 17	18 & OVER	MALE	FEMALE	WHITE	BLACK	INDIAN	ORIENTAL	ALL OTHER
MURDER	1			1		1	1				
MANSLAUGHTER											
FORCIBLE RAPE											
ROBBERY	2			2	2		2				
ASSAULT-AGGRAVATED	20	1	3	16	19	1	19	1			
BURGLARY	54	11	13	30	51	3	54				
LARCENY	339	72	33	234	261	78	282	55			2
MOTOR VEHICLE THEFT	6	6			6		6				
ASSAULT-SIMPLE	34	7	2	25	28	6	34				
ARSON	10	10			10		10				
FORGERY & COUNTERFEIT	5			5	3	2	4	1			
FRAUD	12			12	7	5	11	1			
EMBEZZLEMENT											
STOLEN PROPERTY	2	2			2		2				
VANDALISM	82	82			76	6	82				
WEAPONS	9	4		5	9		9				
PROSTITUTION											
SEX OFFENSES	5	5			4	1	5				
NARCOTICS	24	2	3	19	19	5	23	1			
GAMBLING											
OFFENSES VS THE FAMILY											
DRIVING UND. INFLUENCE	10			10	9	1	10				
LIQUOR LAWS											
DISORDERLY CONDUCT	121	42	2	77	99	22	120	1			
VAGRANCY											
ALL OTHER OFFENSES	243	89	21	133	203	40	239	3			1
CURFEWS & LOITERING											
RUNAWAYS	33	33			16	17	33				
GRAND TOTALS:	1,012	366	77	569	824	188	946	63			3

AGE, SEX AND RACE OF PERSONS ARRESTED

AGENCY: EASTON P.D.

OFFENSE CLASSIFICATION	GRAND TOTAL	UNDER 16	16 & 17	18 & OVER	MALE	FEMALE	WHITE	BLACK	INDIAN	ORIENTAL	ALL OTHER
MURDER											
MANSLAUGHTER	1		1		1		1				
FORCIBLE RAPE	1			1	1		1				
ROBBERY	2		2		2		2				
ASSAULT-AGGRAVATED											
BURGLARY	16	1	3	12	15	1	14	2			
LARCENY	5			5	5		5				
MOTOR VEHICLE THEFT	3			3	3		2	1			
ASSAULT-SIMPLE	2			2	2		2				
ARSON											
FORGERY & COUNTERFEIT											
FRAUD											
EMBEZZLEMENT											
STOLEN PROPERTY											
VANDALISM	3			3	3	3					
WEAPONS	3			3	2	1	3				
PROSTITUTION											
SEX OFFENSES	1			1	1		1				
NARCOTICS	6		1	5	6		5	1			
GAMBLING											
OFFENSES VS THE FAMILY											
DRIVING UND. INFLUENCE	11		1	10	9	2	11				
LIQUOR LAWS											
DISORDERLY CONDUCT	5		2	3	5		5				
VAGRANCY											
ALL OTHER OFFENSES	97		16	81	73	24	97				
CURFEWS & LOITERING											
RUNAWAYS											
GRAND TOTALS:	156	1	26	129	128	28	152	4			

AGE, SEX AND RACE OF PERSONS ARRESTED

AGENCY: ENFIELD P.D.

OFFENSE CLASSIFICATION	GRAND TOTAL	UNDER 16	16 & 17	18 & OVER	MALE	FEMALE	WHITE	BLACK	INDIAN	ORIENTAL	ALL OTHER
MURDER	1			1	1		1				
MANSLAUGHTER	1			1	1		1				
FORCIBLE RAPE	3	1		2	3		2	1			
ROBBERY	19	6	3	10	8	11	16	3			
ASSAULT-AGGRAVATED	101	11	12	78	91	10	97	4			
BURGLARY	199	120	52	27	187	12	194	5			
LARCENY	458	78	107	273	317	141	398	60			
MOTOR VEHICLE THEFT	57	12	15	30	57		50	7			
ASSAULT-SIMPLE	50	10	4	36	42	8	50				
ARSON	4	1		3	4		4				
FORGERY & COUNTERFEIT	3			3	2	1	3				
FRAUD	27			27	20	7	19	8			
EMBEZZLEMENT	1		1		1		1				
STOLEN PROPERTY	10	3	4	3	10		10				
VANDALISM	113	56	23	34	106	7	109	4			
WEAPONS	38	4	8	26	35	3	37	1			
PROSTITUTION	3	1		2		3	3				
SEX OFFENSES	15	3	2	10	15		13	2			
NARCOTICS	219	17	28	174	192	27	218	1			
GAMBLING											
OFFENSES VS THE FAMILY	3			3	2	1	3				
DRIVING UND. INFLUENCE	99		2	97	90	9	98	1			
LIQUOR LAWS	43	4	26	13	25	18	43				
DISORDERLY CONDUCT	353	28	46	279	309	44	349	4			
VAGRANCY	13	1		12	11	2	13				
ALL OTHER OFFENSES	363	38	90	235	284	79	354	8		1	
CURFEWS & LOITERING	13	7	6		11	2	11	2			
RUNAWAYS	94	94			51	43	94				
GRAND TOTALS:	2,303	495	429	1,379	1,875	428	2,191	111		1	



**CONTINUED**

**2 OF 4**

AGE, SEX AND RACE OF PERSONS ARRESTED

AGENCY: FAIRFIELD P.D.

OFFENSE CLASSIFICATION	GRAND TOTAL	UNDER 16	16 & 17	18 & OVER	MALE	FEMALE	WHITE	BLACK	INDIAN	ORIENTAL	ALL OTHER
MURDER	1			1	1		1				
MANSLAUGHTER											
FORCIBLE RAPE	1			1	1		1				
ROBBERY	12			12	12		10	2			
ASSAULT-AGGRAVATED	15	1	2	12	12	3	15				
BURGLARY	97	32	17	48	93	4	72	25			
LARCENY	523	94	53	376	349	174	429	89		5	
MOTOR VEHICLE THEFT	7			7	7		7				
ASSAULT-SIMPLE	47	7	3	37	41	6	44	3			
ARSON											
FORGERY & COUNTERFEIT	8			8	4	4	5	3			
FRAUD	29			29	21	8	26	3			
EMBEZZLEMENT											
STOLEN PROPERTY	2			2	2		1	1			
VANDALISM	57	5	16	36	56	1	55	2			
WEAPONS	54	1	4	49	52	2	43	11			
PROSTITUTION	3		2	1	2	1	3				
SEX OFFENSES	3		2	1	3		3				
NARCOTICS	57	4	12	41	48	9	52	5			
GAMBLING											
OFFENSES VS THE FAMILY	3			3	3		3				
DRIVING UND. INFLUENCE	39			39	33	6	39				
LIQUOR LAWS	8	2	3	3	6	2	8				
DISORDERLY CONDUCT	103	8	22	73	84	19	102	1			
VAGRANCY											
ALL OTHER OFFENSES	468	7	35	426	357	111	452	16			
CURFEWS & LOITERING	10	1	9		10		10				
RUNAWAYS	9	9			4	5	9				
GRAND TOTALS:	1,556	171	180	1,205	1,201	355	1,390	161		5	

AGE, SEX AND RACE OF PERSONS ARRESTED

AGENCY: FARMINGTON P.D.

OFFENSE CLASSIFICATION	GRAND TOTAL	UNDER 16	16 & 17	18 & OVER	MALE	FEMALE	WHITE	BLACK	INDIAN	ORIENTAL	ALL OTHER
MURDER											
MANSLAUGHTER											
FORCIBLE RAPE											
ROBBERY	1			1	1		1				
ASSAULT-AGGRAVATED	4		1	3	4		3	1			
BURGLARY	26	4	4	18	26		23	3			
LARCENY	210	46	34	130	133	77	130	80			
MOTOR VEHICLE THEFT											
ASSAULT-SIMPLE	5		1	4	5		5				
ARSON											
FORGERY & COUNTERFEIT	4		1	3	1	3	3	1			
FRAUD	18			18	13	5	14	4			
EMBEZZLEMENT											
STOLEN PROPERTY											
VANDALISM											
WEAPONS	2		2		2		2				
PROSTITUTION											
SEX OFFENSES	1			1	1		1				
NARCOTICS	11		2	9	10	1	11				
GAMBLING											
OFFENSES VS THE FAMILY											
DRIVING UND. INFLUENCE	42		2	40	38	4	42				
LIQUOR LAWS	3	1		2	1	2	3				
DISORDERLY CONDUCT	34	3	6	25	31	3	30	4			
VAGRANCY	1			1	1		1				
ALL OTHER OFFENSES	148	5	35	108	136	12	139	9			
CURFEWS & LOITERING											
RUNAWAYS											
GRAND TOTALS:	510	59	88	363	403	107	408	102			

AGE, SEX AND RACE OF PERSONS ARRESTED

AGENCY: GLASTONBURY P.D.

OFFENSE CLASSIFICATION	GRAND TOTAL	UNDER 16	16 & 17	18 & OVER	MALE	FEMALE	WHITE	BLACK	INDIAN	ORIENTAL	ALL OTHER
MURDER											
MANSLAUGHTER											
FORCIBLE RAPE											
ROBBERY	3			3	3		2	1			
ASSAULT-AGGRAVATED	16	1	4	11	14	2	13	2	1		
BURGLARY	36	11	6	19	36		36				
LARCENY	92	21	15	56	68	24	89	3			
MOTOR VEHICLE THEFT	12	5	2	5	8	4	12				
ASSAULT-SIMPLE	27	9	6	12	26	1	27				
ARSON	4	2		2	3	1	4				
FORGERY & COUNTERFEIT	6			6	5	1	4	2			
FRAUD	57	2		55	39	18	53	4			
EMBEZZLEMENT	1			1		1	1				
STOLEN PROPERTY	2	1		1	2		2				
VANDALISM	66	32	12	22	56	10	66				
WEAPONS	9	5	1	3	9		9				
PROSTITUTION											
SEX OFFENSES	4	1		3	4		2	2			
NARCOTICS	19		6	13	15	4	19				
GAMBLING											
OFFENSES VS THE FAMILY	1			1	1		1				
DRIVING UND. INFLUENCE	28		1	27	22	6	27	1			
LIQUOR LAWS	10	1	6	3	8	2	10				
DISORDERLY CONDUCT	46	9	3	34	41	5	46				
VAGRANCY											
ALL OTHER OFFENSES	132	25	24	83	119	13	129	3			
CURFEWS & LOITERING											
RUNAWAYS	23	23			13	10	23				
GRAND TOTALS:	594	148	86	360	492	102	575	18	1		

AGE, SEX AND RACE OF PERSONS ARRESTED

AGENCY: GRANBY P.D.\*

OFFENSE CLASSIFICATION	GRAND TOTAL	UNDER 16	16 & 17	18 & OVER	MALE	FEMALE	WHITE	BLACK	INDIAN	ORIENTAL	ALL OTHER
MURDER											
MANSLAUGHTER											
FORCIBLE RAPE											
ROBBERY											
ASSAULT-AGGRAVATED											
BURGLARY	8	4	3	1	8		8				
LARCENY	3	2		1	3		3				
MOTOR VEHICLE THEFT											
ASSAULT-SIMPLE	1		1		1		1				
ARSON											
FORGERY & COUNTERFEIT											
FRAUD											
EMBEZZLEMENT											
STOLEN PROPERTY											
VANDALISM											
WEAPONS											
PROSTITUTION											
SEX OFFENSES	1			1	1		1				
NARCOTICS											
GAMBLING											
OFFENSES VS THE FAMILY											
DRIVING UND. INFLUENCE											
LIQUOR LAWS											
DISORDERLY CONDUCT	13			13	12	1	13				
VAGRANCY											
ALL OTHER OFFENSES	2			2	2		2				
CURFEWS & LOITERING											
RUNAWAYS											
GRAND TOTALS:	28	6	4	18	27	1	28				

\*Figures reflect June - December ASR's only. -154-

AGE, SEX AND RACE OF PERSONS ARRESTED

AGENCY: GREENWICH P.D.

OFFENSE CLASSIFICATION	GRAND TOTAL	UNDER 16	16 & 17	18 & OVER	MALE	FEMALE	WHITE	BLACK	INDIAN	ORIENTAL	ALL OTHER
MURDER											
MANSLAUGHTER											
FORCIBLE RAPE											
ROBBERY	14	6	1	7	13	1	4	10			
ASSAULT-AGGRAVATED	32		4	28	29	3	29	3			
BURGLARY	96	25	12	59	91	5	75	21			
LARCENY	237	84	33	120	198	39	186	50		1	
MOTOR VEHICLE THEFT	55	28	9	18	48	7	49	6			
ASSAULT-SIMPLE	9		2	7	8	1	8	1			
ARSON	4	2		2	3	1	4				
FORGERY & COUNTERFEIT	3			3	3		2	1			
FRAUD	19		1	18	10	9	16	3			
EMBEZZLEMENT											
STOLEN PROPERTY	2			2	2		1	1			
VANDALISM	68	68			64	4	63	5			
WEAPONS	41	11	4	26	35	6	35	6			
PROSTITUTION											
SEX OFFENSES	8			8	8		8				
NARCOTICS	54	7	15	32	50	4	50	4			
GAMBLING											
OFFENSES VS THE FAMILY											
DRIVING UND. INFLUENCE	31		2	29	27	4	31				
LIQUOR LAWS	6	2		4	4	2	6				
DISORDERLY CONDUCT	307	54	45	208	271	36	284	23			
VAGRANCY											
ALL OTHER OFFENSES	428	95	68	265	372	56	385	41		2	
CURFEWS & LOITERING											
RUNAWAYS	60	60			17	43	58	1	1		
GRAND TOTALS:	1,474	442	196	836	1,253	221	1,294	176	1	3	

AGE, SEX AND RACE OF PERSONS ARRESTED

AGENCY: GROTON CITY P.D.

OFFENSE CLASSIFICATION	GRAND TOTAL	UNDER 16	16 & 17	18 & OVER	MALE	FEMALE	WHITE	BLACK	INDIAN	ORIENTAL	ALL OTHER
MURDER											
MANSLAUGHTER											
FORCIBLE RAPE	1			1	1		1				
ROBBERY											
ASSAULT-AGGRAVATED	11	1		10	11		8	3			
BURGLARY	30	5	3	22	26	4	26	4			
LARCENY	53	6	14	33	49	4	44	9			
MOTOR VEHICLE THEFT	15	8	2	5	14	1	10	5			
ASSAULT-SIMPLE	41	1	2	38	35	6	36	5			
ARSON											
FORGERY & COUNTERFEIT	2			2	2		2				
FRAUD	7		1	6	7		7				
EMBEZZLEMENT											
STOLEN PROPERTY											
VANDALISM	14		4	10	14		13	1			
WEAPONS	4	2		2	4		3	1			
PROSTITUTION											
SEX OFFENSES	9		1	8	9		7	2			
NARCOTICS	95	1	4	90	92	3	86	9			
GAMBLING											
OFFENSES VS THE FAMILY	2			2	2		2				
DRIVING UND. INFLUENCE	3		1	2	3		3				
LIQUOR LAWS	7	1	2	4	6	1	7				
DISORDERLY CONDUCT	121	4	7	110	97	24	102	16	3		
VAGRANCY											
ALL OTHER OFFENSES	14		4	10	12	2	14				
CURFEWS & LOITERING											
RUNAWAYS	5	5			5		5				
GRAND TOTALS:	434	34	45	355	389	45	376	55	3		

AGE, SEX AND RACE OF PERSONS ARRESTED

AGENCY: GROTON LONG POINT P.D.

OFFENSE CLASSIFICATION	GRAND TOTAL	UNDER 16	16 & 17	18 & OVER	MALE	FEMALE	WHITE	BLACK	INDIAN	ORIENTAL	ALL OTHER
MURDER											
MANSLAUGHTER											
FORCIBLE RAPE											
ROBBERY											
ASSAULT-AGGRAVATED											
BURGLARY											
LARCENY											
MOTOR VEHICLE THEFT											
ASSAULT-SIMPLE											
ARSON											
FORGERY & COUNTERFEIT											
FRAUD											
EMBEZZLEMENT											
STOLEN PROPERTY											
VANDALISM											
WEAPONS	1			1	1		1				
PROSTITUTION											
SEX OFFENSES											
NARCOTICS	5			5	5		5				
GAMBLING											
OFFENSES VS THE FAMILY											
DRIVING UND. INFLUENCE	1			1	1		1				
LIQUOR LAWS											
DISORDERLY CONDUCT											
VAGRANCY											
ALL OTHER OFFENSES											
CURFEWS & LOITERING											
RUNAWAYS											
GRAND TOTALS:	7			7	7		7				



AGENCY: GROTON TOWN P.D.

AGE, SEX AND RACE OF PERSONS ARRESTED

OFFENSE CLASSIFICATION	GRAND TOTAL	UNDER 16	16 & 17	18 & OVER	MALE	FEMALE	WHITE	BLACK	INDIAN	ORIENTAL	ALL OTHER
MURDER											
MANSLAUGHTER											
FORCIBLE RAPE	11			11	11		8	3			
ROBBERY	9			9	9		3	6			
ASSAULT-AGGRAVATED	51	8	5	38	45	6	46	5			
BURGLARY	58	16	16	26	57	1	54	4			
LARCENY	323	110	43	170	243	80	296	26		1	
MOTOR VEHICLE THEFT	1			1	1		1				
ASSAULT-SIMPLE	2	2			2		2				
ARSON	1	1			1		1				
FORGERY & COUNTERFEIT	7		1	6	5	2	6	1			
FRAUD	27			27	19	8	21	6			
EMBEZZLEMENT	5			5	2	3	5				
STOLEN PROPERTY											
VANDALISM	2	2			2		2				
WEAPONS	27	5	5	17	25	2	27				
PROSTITUTION	6			6	4	2	6				
SEX OFFENSES	3			3	3		3				
NARCOTICS	84	8	14	62	73	11	72	12			
GAMBLING											
OFFENSES VS THE FAMILY	3			3	2	1	3				
DRIVING UND. INFLUENCE	145		3	142	133	12	145				
LIQUOR LAWS	23	9	12	2	9	14	17	6			
DISORDERLY CONDUCT	239	28	15	196	215	24	223	16			
VAGRANCY											
ALL OTHER OFFENSES	305	93	29	183	255	50	290	13			2
CURFEWS & LOITERING											
RUNAWAYS	18	18			5	13	18				
GRAND TOTALS:	1,350	300	143	907	1,121	229	1,249	98		1	2

AGENCY: GUILFORD P.D.

AGE, SEX AND RACE OF PERSONS ARRESTED

OFFENSE CLASSIFICATION	GRAND TOTAL	UNDER 16	16 & 17	18 & OVER	MALE	FEMALE	WHITE	BLACK	INDIAN	ORIENTAL	ALL OTHER
MURDER											
MANSLAUGHTER											
FORCIBLE RAPE	1			1	1		1				
ROBBERY											
ASSAULT-AGGRAVATED	24		4	20	24		23	1			
BURGLARY	64	26	16	22	61	3	64				
LARCENY	100	32	7	61	76	24	100				
MOTOR VEHICLE THEFT	8	4	2	2	8		8				
ASSAULT-SIMPLE	36	1	1	34	34	2	36				
ARSON	1	1			1		1				
FORGERY & COUNTERFEIT	16			16	14	2	16				
FRAUD	13			13	6	7	13				
EMBEZZLEMENT											
STOLEN PROPERTY											
VANDALISM	70	52	9	9	64	6	70				
WEAPONS	7	1		6	7		7				
PROSTITUTION											
SEX OFFENSES	1			1	1		1				
NARCOTICS	43	17	10	16	37	6	43				
GAMBLING											
OFFENSES VS THE FAMILY											
DRIVING UND. INFLUENCE	38	1	1	36	36	2	38				
LIQUOR LAWS	22	6	10	6	20	2	22				
DISORDERLY CONDUCT	87	67	9	11	65	22	87				
VAGRANCY											
ALL OTHER OFFENSES	86	45	6	35	59	27	86				
CURFEWS & LOITERING											
RUNAWAYS	54	52	2		12	42	54				
GRAND TOTALS:	671	305	77	289	526	145	670	1			

AGE, SEX AND RACE OF PERSONS ARRESTED

AGENCY: HAMDEN P.D.

OFFENSE CLASSIFICATION	GRAND TOTAL	UNDER 16	16 & 17	18 & OVER	MALE	FEMALE	WHITE	BLACK	INDIAN	ORIENTAL	ALL OTHER
MURDER											
MANSLAUGHTER											
FORCIBLE RAPE											
ROBBERY	23	6	2	15	22	1	6	16		1	
ASSAULT-AGGRAVATED	4			4	3	1	3	1			
BURGLARY	96	22	11	63	94	2	64	32			
LARCENY	607	112	52	443	371	236	283	312	9	3	
MOTOR VEHICLE THEFT	7	5	1	1	6	1	1	6			
ASSAULT-SIMPLE	64	12	3	49	54	10	35	27		1	1
ARSON	1	1				1	1				
FORGERY & COUNTERFEIT	19	1	2	16	11	8	7	12			
FRAUD	28			28	15	13	22	6			
EMBEZZLEMENT											
STOLEN PROPERTY											
VANDALISM	63	37	3	23	55	8	60	3			
WEAPONS	21	4	4	13	21		18	3			
PROSTITUTION	1			1		1	1				
SEX OFFENSES	8	2		6	7	1	5	3			
NARCOTICS	36	7	4	25	31	5	29	6			1
GAMBLING											
OFFENSES VS THE FAMILY											
DRIVING UND. INFLUENCE	62		2	60	51	11	47	14		1	
LIQUOR LAWS	10	1	5	4	7	3	10				
DISORDERLY CONDUCT	214	29	9	176	175	39	183	29		2	
VAGRANCY											
ALL OTHER OFFENSES	298	47	19	232	166	132	222	76			
CURFEWS & LOITERING	5		5		5		4	1			
RUNAWAYS	132	132			93	39	81	40		10	1
GRAND TOTALS:	1,699	418	122	1,159	1,187	512	1,082	587	9	18	3

AGE, SEX AND RACE OF PERSONS ARRESTED

AGENCY: HARTFORD P.D.

OFFENSE CLASSIFICATION	GRAND TOTAL	UNDER 16	16 & 17	18 & OVER	MALE	FEMALE	WHITE	BLACK	INDIAN	ORIENTAL	ALL OTHER
MURDER	41		7	34	37	4	20	21			
MANSLAUGHTER											
FORCIBLE RAPE	48		4	44	48		21	26			1
ROBBERY	381	3	77	301	359	22	139	242			
ASSAULT-AGGRAVATED	571	3	41	527	482	89	254	316			1
BURGLARY	503	3	138	362	479	24	256	247			
LARCENY	1,067	17	187	863	695	372	531	528			8
MOTOR VEHICLE THEFT	281	1	109	171	263	18	148	133			
ASSAULT-SIMPLE	2,138	6	158	1,974	1,877	261	1,102	1,030			6
ARSON	13		2	11	9	4	9	4			
FORGERY & COUNTERFEIT	112		3	109	82	30	28	84			
FRAUD	266	2	4	260	209	57	120	146			
EMBEZZLEMENT	5		1	4	2	3	3	2			
STOLEN PROPERTY	76		11	65	70	6	31	45			
VANDALISM	254	2	31	221	221	33	156	97			1
WEAPONS	146	1	21	124	137	9	69	76			1
PROSTITUTION	96		3	93	32	64	46	50			
SEX OFFENSES	88			88	75	13	62	26			
NARCOTICS	698	3	50	645	624	74	350	348			
GAMBLING	16			16	15	1	5	11			
OFFENSES VS THE FAMILY	62		1	61	41	21	34	27			1
DRIVING UND. INFLUENCE	60			60	54	6	40	19			1
LIQUOR LAWS	28			28	23	5	8	19			1
DISORDERLY CONDUCT	2,473	8	196	2,269	1,997	476	1,429	1,036			8
VAGRANCY											
ALL OTHER OFFENSES	422	19	50	353	364	58	225	197			
CURFEWS & LOITERING											
RUNAWAYS											
GRAND TOTALS:	9,845	68	1,094	8,683	8,195	1,650	5,086	4,730			29

AGENCY: JEWETT CITY P.D.

AGE, SEX AND RACE OF PERSONS ARRESTED

OFFENSE CLASSIFICATION	GRAND TOTAL	UNDER 16	16 & 17	18 & OVER	MALE	FEMALE	WHITE	BLACK	INDIAN	ORIENTAL	ALL OTHER
MURDER											
MANSLAUGHTER											
FORCIBLE RAPE	1			1	1		1				
ROBBERY											
ASSAULT-AGGRAVATED	1		1			1	1				
BURGLARY	6	3	1	2	6		6				
LARCENY	12	1	6	5	12		12				
MOTOR VEHICLE THEFT											
ASSAULT-SIMPLE	6		2	4	6		6				
ARSON											
FORGERY & COUNTERFEIT											
FRAUD											
EMBEZZLEMENT											
STOLEN PROPERTY											
VANDALISM											
WEAPONS											
PROSTITUTION											
SEX OFFENSES	1			1	1		1				
NARCOTICS	11		4	7	10	1	11				
GAMBLING											
OFFENSES VS THE FAMILY	1			1	1		1				
DRIVING UND. INFLUENCE	24			24	23	1	23	1			
LIQUOR LAWS	4		3	1	4		4				
DISORDERLY CONDUCT	48		13	35	44	4	48				
VAGRANCY											
ALL OTHER OFFENSES	140		22	118	119	21	139				1
CURFEWS & LOITERING											
RUNAWAYS											
GRAND TOTALS:	255	4	52	199	227	28	253	1			1

AGE, SEX AND RACE OF PERSONS ARRESTED

AGENCY: MADISON P.D.

OFFENSE CLASSIFICATION	GRAND TOTAL	UNDER 16	16 & 17	18 & OVER	MALE	FEMALE	WHITE	BLACK	INDIAN	ORIENTAL	ALL OTHER
MURDER											
MANSLAUGHTER											
FORCIBLE RAPE											
ROBBERY											
ASSAULT-AGGRAVATED	4			4	4		4				
BURGLARY	28	3	10	15	28		28				
LARCENY	79	16	9	54	72	7	79				
MOTOR VEHICLE THEFT	1	1			1		1				
ASSAULT-SIMPLE	14			14	13	1	14				
ARSON											
FORGERY & COUNTERFEIT											
FRAUD											
EMBEZZLEMENT											
STOLEN PROPERTY											
VANDALISM	100	55	17	28	95	5	100				
WEAPONS	23	1	2	20	22	1	23				
PROSTITUTION											
SEX OFFENSES	2			2	2		2				
NARCOTICS	23	11	5	7	18	5	23				
GAMBLING											
OFFENSES VS THE FAMILY											
DRIVING UND. INFLUENCE	58		2	56	50	8	58				
LIQUOR LAWS	46		8	38	45	1	46				
DISORDERLY CONDUCT	91	11	17	63	88	3	91				
VAGRANCY											
ALL OTHER OFFENSES	71	44	5	22	61	10	71				
CURFEWS & LOITERING	1	1			1		1				
RUNAWAYS	25	25			18	7	25				
GRAND TOTALS:	566	168	75	323	518	48	566				

AGENCY: MANCHESTER P.D.\*

AGE, SEX AND RACE OF PERSONS ARRESTED

OFFENSE CLASSIFICATION	GRAND TOTAL	UNDER 16	16 & 17	18 & OVER	MALE	FEMALE	WHITE	BLACK	INDIAN	ORIENTAL	ALL OTHER
MURDER											
MANSLAUGHTER											
FORCIBLE RAPE	1			1	1		1				
ROBBERY	8	1	2	5	6	2	8				
ASSAULT-AGGRAVATED	17	4	2	11	17		15	2			
BURGLARY	43	18	8	17	39	4	39	4			
LARCENY	94	29	12	53	74	20	76	18			
MOTOR VEHICLE THEFT	8		3	5	6	2	7	1			
ASSAULT-SIMPLE	17	1	1	15	13	4	14	2		1	
ARSON	2		1	1	1	1	2				
FORGERY & COUNTERFEIT	5			5	5		4	1			
FRAUD											
EMBEZZLEMENT											
STOLEN PROPERTY	2			2	2		2				
VANDALISM	20	6	1	13	19	1	20				
WEAPONS	7	1		6	7		6	1			
PROSTITUTION											
SEX OFFENSES	4		1	3	3	1	4				
NARCOTICS	24	3	5	16	21	3	24				
GAMBLING											
OFFENSES VS THE FAMILY	2			2	1	1	2				
DRIVING UND. INFLUENCE											
LIQUOR LAWS	4		1	3	4		4				
DISORDERLY CONDUCT	81	3	7	71	67	14	80	1			
VAGRANCY											
ALL OTHER OFFENSES	96	4	7	85	78	18	90	6			
CURFEWS & LOITERING	1	1			1		1				
RUNAWAYS	12	12			4	8	12				
GRAND TOTALS:	448	83	51	314	369	79	411	36		1	

\*Figures reflect September through December ASR's only.

AGE, SEX AND RACE OF PERSONS ARRESTED

AGENCY: MERIDEN P.D.

OFFENSE CLASSIFICATION	GRAND TOTAL	UNDER 16	16 & 17	18 & OVER	MALE	FEMALE	WHITE	BLACK	INDIAN	ORIENTAL	ALL OTHER
MURDER	3			3	3		1	2			
MANSLAUGHTER											
FORCIBLE RAPE	1			1	1			1			
ROBBERY	36	6	6	24	36		29	7			
ASSAULT-AGGRAVATED	11			11	10	1	10	1			
BURGLARY	182	27	42	113	179	3	160	22			
LARCENY	411	57	71	283	294	117	370	41			
MOTOR VEHICLE THEFT	13	7		6	10	3	13				
ASSAULT-SIMPLE	134	10	14	110	107	27	116	18			
ARSON	7	3		4	5	2	7				
FORGERY & COUNTERFEIT	9	1		8	8	1	7	2			
FRAUD	36		1	35	20	16	29	7			
EMBEZZLEMENT											
STOLEN PROPERTY	3	1		2	3		2	1			
VANDALISM	1			1		1		1			
WEAPONS	35	2	8	25	32	3	33	2			
PROSTITUTION	4		1	3	4		4				
SEX OFFENSES	37	1	4	32	37		34	3			
NARCOTICS	70	3	17	50	67	3	68	2			
GAMBLING											
OFFENSES VS THE FAMILY											
DRIVING UND. INFLUENCE	51			51	49	2	48	3			
LIQUOR LAWS	9		4	5	9		9				
DISORDERLY CONDUCT	175	4	20	151	155	20	159	16			
VAGRANCY	2			2	2		2				
ALL OTHER OFFENSES	749	92	96	561	648	101	694	55			
CURFEWS & LOITERING											
RUNAWAYS	4	4				4	4				
GRAND TOTALS:	1,983	218	284	1,481	1,679	304	1,799	184			



AGE, SEX AND RACE OF PERSONS ARRESTED

AGENCY: MIDDLEBURY P.D.

OFFENSE CLASSIFICATION	GRAND TOTAL	UNDER 16	16 & 17	18 & OVER	MALE	FEMALE	WHITE	BLACK	INDIAN	ORIENTAL	ALL OTHER
MURDER											
MANSLAUGHTER											
FORCIBLE RAPE											
ROBBERY	4			4	4		4				
ASSAULT-AGGRAVATED	3			3	3		3				
BURGLARY	20	2	3	15	15	5	20				
LARCENY	30		11	19	27	3	30				
MOTOR VEHICLE THEFT	1	1			1		1				
ASSAULT-SIMPLE	7	3		4	7		7				
ARSON	2	2			2		2				
FORGERY & COUNTERFEIT											
FRAUD	3			3	3		3				
EMBEZZLEMENT											
STOLEN PROPERTY											
VANDALISM	21	16	3	2	21		21				
WEAPONS	5			5	5		5				
PROSTITUTION											
SEX OFFENSES											
NARCOTICS	33	1	6	26	31	2	33				
GAMBLING											
OFFENSES VS THE FAMILY											
DRIVING UND. INFLUENCE	6			6	5	1	6				
LIQUOR LAWS	8	3	5		4	4	8				
DISORDERLY CONDUCT	8		1	7	8		8				
VAGRANCY											
ALL OTHER OFFENSES	26	14	1	11	20	6	26				
CURFEWS & LOITERING											
RUNAWAYS	1	1			1		1				
GRAND TOTALS:	178	43	30	105	157	21	178				

AGENCY: MIDDLETOWN P.D.

AGE, SEX AND RACE OF PERSONS ARRESTED

OFFENSE CLASSIFICATION	GRAND TOTAL	UNDER 16	16 & 17	18 & OVER	MALE	FEMALE	WHITE	BLACK	INDIAN	ORIENTAL	ALL OTHER
MURDER											
MANSLAUGHTER											
FORCIBLE RAPE	10		1	9	10		5	5			
ROBBERY	34	2	5	27	33	1	17	17			
ASSAULT-AGGRAVATED	68	14	7	47	64	4	39	29			
BURGLARY	56	16	5	35	54	2	41	15			
LARCENY	625	137	70	418	439	186	405	220			
MOTOR VEHICLE THEFT	32	32			31	1	24	8			
ASSAULT-SIMPLE	139	5	7	127	119	20	85	54			
ARSON	2	2			1	1	2				
FORGERY & COUNTERFEIT	30		11	19	22	8	24	6			
FRAUD											
EMBEZZLEMENT											
STOLEN PROPERTY											
VANDALISM	66	66			58	8	48	18			
WEAPONS	24	3	1	20	23	1	14	10			
PROSTITUTION											
SEX OFFENSES	3			3	3		2	1			
NARCOTICS	56	2	3	51	52	4	43	13			
GAMBLING											
OFFENSES VS THE FAMILY	5			5	5		3	2			
DRIVING UND. INFLUENCE	5			5	5		5				
LIQUOR LAWS	8		2	6	8		7	1			
DISORDERLY CONDUCT	276	53	21	202	232	44	187	89			
VAGRANCY											
ALL OTHER OFFENSES	702	189	58	455	620	82	473	229			
CURFEWS & LOITERING											
RUNAWAYS	43	43			35	8	31	12			
GRAND TOTALS:	2,184	564	191	1,429	1,814	370	1,455	729			

AGE, SEX AND RACE OF PERSONS ARRESTED

AGENCY: MILFORD P.D.

OFFENSE CLASSIFICATION	GRAND TOTAL	UNDER 16	16 & 17	18 & OVER	MALE	FEMALE	WHITE	BLACK	INDIAN	ORIENTAL	ALL OTHER
MURDER											
MANSLAUGHTER											
FORCIBLE RAPE											
ROBBERY	12			12	12		11	1			
ASSAULT-AGGRAVATED	8			8	8		6	2			
BURGLARY	44		9	35	43	1	37	7			
LARCENY	479	27	62	390	361	118	382	96		1	
MOTOR VEHICLE THEFT	11		6	5	10	1	10	1			
ASSAULT-SIMPLE	110	10	7	93	103	7	101	9			
ARSON											
FORGERY & COUNTERFEIT	5		1	4	5		3	2			
FRAUD	23			23	18	5	16	7			
EMBEZZLEMENT											
STOLEN PROPERTY	2		1	1	2		2				
VANDALISM	45	26	13	6	44	1	40	5			
WEAPONS	63	4	11	48	60	3	58	5			
PROSTITUTION	9			9	1	8	8	1			
SEX OFFENSES	7		1	6	7		7				
NARCOTICS	125	2	14	109	107	18	125				
GAMBLING	1			1	1		1				
OFFENSES VS THE FAMILY											
DRIVING UND. INFLUENCE	119		3	116	116	3	111	8			
LIQUOR LAWS	47	1	33	13	36	11	44	3			
DISORDERLY CONDUCT	592	23	57	512	516	76	508	84			
VAGRANCY											
ALL OTHER OFFENSES	315	18	54	243	257	58	282	33			
CURFEWS & LOITERING											
RUNAWAYS	17	17			11	6	17				
GRAND TOTALS:	2,034	128	272	1,634	1,718	316	1,769	264		1	

AGE, SEX AND RACE OF PERSONS ARRESTED

AGENCY: MONROE P.D.

OFFENSE CLASSIFICATION	GRAND TOTAL	UNDER 16	16 & 17	18 & OVER	MALE	FEMALE	WHITE	BLACK	INDIAN	ORIENTAL	ALL OTHER
MURDER	1			1	1		1				
MANSLAUGHTER											
FORCIBLE RAPE	1			1	1		1				
ROBBERY	5	1	1	3	5		5				
ASSAULT-AGGRAVATED	17	2	3	12	17		15	1		1	
BURGLARY	44	21	15	8	37	7	43	1			
LARCENY	47	21	6	20	37	10	46	1			
MOTOR VEHICLE THEFT	14	8	2	4	12	2	13	1			
ASSAULT-SIMPLE	2			2	1	1	1	1			
ARSON	4	1	3		4		4				
FORGERY & COUNTERFEIT	2			2	2		1	1			
FRAUD	3			3	3		1	2			
EMBEZZLEMENT											
STOLEN PROPERTY											
VANDALISM	46	37	2	7	45	1	46				
WEAPONS	19	10	5	4	19		19				
PROSTITUTION											
SEX OFFENSES	4	4			4		4				
NARCOTICS	47	8	12	27	39	8	45	2			
GAMBLING											
OFFENSES VS THE FAMILY	3			3	1	2	3				
DRIVING UND. INFLUENCE	6			6	6		6				
LIQUOR LAWS	3		3		2	1	3				
DISORDERLY CONDUCT	24	14	1	9	23	1	24				
VAGRANCY											
ALL OTHER OFFENSES	63	19	6	38	54	9	62	1			
CURFEWS & LOITERING	4	4			3	1	4				
RUNAWAYS	33	33			14	19	33				
GRAND TOTALS:	392	183	59	150	330	62	380	11		1	

AGE, SEX AND RACE OF PERSONS ARRESTED

AGENCY: NAUGATUCK P.D.

OFFENSE CLASSIFICATION	GRAND TOTAL	UNDER 16	16 & 17	18 & OVER	MALE	FEMALE	WHITE	BLACK	INDIAN	ORIENTAL	ALL OTHER
MURDER											
MANSLAUGHTER											
FORCIBLE RAPE											
ROBBERY	4	2		2	4		4				
ASSAULT-AGGRAVATED	7	4		3	6	1	7				
BURGLARY	13	10	1	2	13		11	2			
LARCENY	60	34	3	23	49	11	56	4			
MOTOR VEHICLE THEFT	9	9			9		5	4			
ASSAULT-SIMPLE	40	12	4	24	31	9	40				
ARSON	2	2				2	2				
FORGERY & COUNTERFEIT	1			1	1		1				
FRAUD	7	2		5	5	2	7				
EMBEZZLEMENT											
STOLEN PROPERTY											
VANDALISM	57	57			51	6	54	3			
WEAPONS	8			8	8		8				
PROSTITUTION											
SEX OFFENSES	5	5			3	2	5				
NARCOTICS	14	6	3	5	11	3	14				
GAMBLING											
OFFENSES VS THE FAMILY	1			1	1		1				
DRIVING UND. INFLUENCE	1			1	1		1				
LIQUOR LAWS	4	4				4	4				
DISORDERLY CONDUCT	176	45	9	122	154	22	173	3			
VAGRANCY	5		2	3	5		5				
ALL OTHER OFFENSES	35	10	7	18	32	3	35				
CURFEWS & LOITERING	1	1			1		1				
RUNAWAYS	26	26			10	16	24	2			
GRAND TOTALS:	476	229	29	218	395	81	458	18			

AGE, SEX AND RACE OF PERSONS ARRESTED

AGENCY: NEW BRITAIN P.D.\*

OFFENSE CLASSIFICATION	GRAND TOTAL	UNDER 16	16 & 17	18 & OVER	MALE	FEMALE	WHITE	BLACK	INDIAN	ORIENTAL	ALL OTHER
MURDER											
MANSLAUGHTER											
FORCIBLE RAPE	4			4	4		4				
ROBBERY	26	7	5	14	23	3	18	8			
ASSAULT-AGGRAVATED	23	5		18	20	3	15	8			
BURGLARY	41	7	12	22	39	2	33	8			
LARCENY	203	85	25	93	153	50	147	56			
MOTOR VEHICLE THEFT	21	7	8	6	21		10	11			
ASSAULT-SIMPLE	118	29	7	82	102	16	86	32			
ARSON	8	6		2	8		7	1			
FORGERY & COUNTERFEIT	9			9	4	5	4	5			
FRAUD	22			22	7	15	20	2			
EMBEZZLEMENT											
STOLEN PROPERTY	2	2				2	2				
VANDALISM	85	41	5	39	77	8	76	9			
WEAPONS	26	11		15	25	1	24	2			
PROSTITUTION	2			2		2	1	1			
SEX OFFENSES	1	1			1		1				
NARCOTICS	47	23	8	16	41	6	37	10			
GAMBLING											
OFFENSES VS THE FAMILY	5			5	4	1	5				
DRIVING UND. INFLUENCE	11			11	8	3	11				
LIQUOR LAWS	1			1	1		1				
DISORDERLY CONDUCT	309	100	22	187	266	43	257	52			
VAGRANCY											
ALL OTHER OFFENSES	131	63	7	61	105	26	92	39			
CURFEWS & LOITERING	13	13			7	6	12	1			
RUNAWAYS	65	65			37	28	55	10			
GRAND TOTALS:	1,173	465	99	609	953	220	918	255			

\*Figures reflect January through April ASR's only.

AGE, SEX AND RACE OF PERSONS ARRESTED

AGENCY: NEW CANAAN P.D.

OFFENSE CLASSIFICATION	GRAND TOTAL	UNDER 16	16 & 17	18 & OVER	MALE	FEMALE	WHITE	BLACK	INDIAN	ORIENTAL	ALL OTHER
MURDER											
MANSLAUGHTER											
FORCIBLE RAPE	1			1	1			1			
ROBBERY											
ASSAULT-AGGRAVATED	4			4	3	1	4				
BURGLARY	47	19	7	21	47		44	3			
LARCENY	41	14	12	15	33	8	37	4			
MOTOR VEHICLE THEFT	13	6	5	2	13		11	2			
ASSAULT-SIMPLE	5		1	4	5		5				
ARSON											
FORGERY & COUNTERFEIT	2			2	2		1	1			
FRAUD	1			1		1	1				
EMBEZZLEMENT											
STOLEN PROPERTY	1			1	1		1				
VANDALISM	26	23	3		26		26				
WEAPONS	5			5	4	1	5				
PROSTITUTION											
SEX OFFENSES											
NARCOTICS	34	4	11	19	33	1	34				
GAMBLING											
OFFENSES VS THE FAMILY											
DRIVING UND. INFLUENCE	84		3	81	78	6	83	1			
LIQUOR LAWS	21	15	6		16	5	21				
DISORDERLY CONDUCT	6		1	5	6		6				
VAGRANCY											
ALL OTHER OFFENSES	347	78	29	240	258	89	342	5			
CURFEWS & LOITERING											
RUNAWAYS	17	17			10	7	17				
GRAND TOTALS:	655	176	78	401	536	119	638	17			

AGE, SEX AND RACE OF PERSONS ARRESTED

AGENCY: NEW HAVEN P.D.

OFFENSE CLASSIFICATION	GRAND TOTAL	UNDER 16	16 & 17	18 & OVER	MALE	FEMALE	WHITE	BLACK	INDIAN	ORIENTAL	ALL OTHER
MURDER	12			12	11	1	4	8			
MANSLAUGHTER	1			1	1			1			
FORCIBLE RAPE	29	4	2	23	29		5	24			
ROBBERY	378	68	88	222	363	15	55	323			
ASSAULT-AGGRAVATED	400	38	31	331	322	78	146	253	1		
BURGLARY	766	229	93	444	741	25	197	569			
LARCENY	2,316	469	239	1,608	1,652	664	795	1,518	2	1	
MOTOR VEHICLE THEFT	143	32	30	81	137	6	44	99			
ASSAULT-SIMPLE	548	46	34	468	481	67	217	331			
ARSON	29	7	1	21	26	3	18	11			
FORGERY & COUNTERFEIT	368	3	6	359	210	158	135	233			
FRAUD	4			4	1	3	2	2			
EMBEZZLEMENT											
STOLEN PROPERTY	10			10	7	3	3	7			
VANDALISM	626	166	45	415	558	68	354	270	1	1	
WEAPONS	432	47	45	340	397	35	190	242			
PROSTITUTION	281	1	13	267	163	118	159	120	1	1	
SEX OFFENSES	252	19	15	218	214	38	123	129			
NARCOTICS	351	21	25	305	318	33	160	191			
GAMBLING	11			11	11		1	10			
OFFENSES VS THE FAMILY	6			6	6		2	4			
DRIVING UND. INFLUENCE	202		5	197	189	13	142	60			
LIQUOR LAWS	18		1	17	13	5	8	10			
DISORDERLY CONDUCT	4,071	174	242	3,655	3,419	652	1,993	2,074	4		
VAGRANCY	16			16	14	2	4	12			
ALL OTHER OFFENSES	1,792	362	137	1,293	1,548	244	828	959	2	3	
CURFEWS & LOITERING	49	33	16		43	6	9	40			
RUNAWAYS	370	370			189	181	161	209			
GRAND TOTALS:	13,481	2,089	1,068	10,324	11,063	2,418	5,755	7,709	11	6	



AGENCY: NEW LONDON P.D.

AGE, SEX AND RACE OF PERSONS ARRESTED

OFFENSE CLASSIFICATION	GRAND TOTAL	UNDER 16	16 & 17	18 & OVER	MALE	FEMALE	WHITE	BLACK	INDIAN	ORIENTAL	ALL OTHER
MURDER											
MANSLAUGHTER											
FORCIBLE RAPE	5			5	5		1	4			
ROBBERY	21	1	2	18	19	2	8	13			
ASSAULT-AGGRAVATED	45	2	1	42	41	4	25	20			
BURGLARY	114	32	21	61	108	6	74	40			
LARCENY	336	56	34	246	263	73	242	94			
MOTOR VEHICLE THEFT	15	1	4	10	15		9	6			
ASSAULT-SIMPLE	127	5	3	119	104	23	70	57			
ARSON	7	3	2	2	7		5	2			
FORGERY & COUNTERFEIT	52			52	33	19	32	20			
FRAUD	5			5	3	2	4	1			
EMBEZZLEMENT											
STOLEN PROPERTY											
VANDALISM	84	18	3	63	79	5	63	21			
WEAPONS	36	1	2	33	33	3	23	13			
PROSTITUTION	24	3	3	18	23	1	16	8			
SEX OFFENSES	54	4	3	47	46	8	41	13			
NARCOTICS	80	1	4	75	72	8	53	27			
GAMBLING											
OFFENSES VS THE FAMILY	21			21	17	4	11	10			
DRIVING UND. INFLUENCE	69		1	68	62	7	64	5			
LIQUOR LAWS	5		2	3	4	1	4	1			
DISORDERLY CONDUCT	698	28	24	646	567	131	505	192	1		
VAGRANCY											
ALL OTHER OFFENSES	108	7	4	97	100	8	85	23			
CURFEWS & LOITERING											
RUNAWAYS	19	19			10	9	13	6			
GRAND TOTALS:	1,925	181	113	1,631	1,611	314	1,348	576	1		

AGE, SEX AND RACE OF PERSONS ARRESTED

AGENCY: NEW MILFORD P.D.

OFFENSE CLASSIFICATION	GRAND TOTAL	UNDER 16	16 & 17	18 & OVER	MALE	FEMALE	WHITE	BLACK	INDIAN	ORIENTAL	ALL OTHER
MURDER											
MANSLAUGHTER											
FORCIBLE RAPE	1			1	1		1				
ROBBERY	5	1		4	5		5				
ASSAULT-AGGRAVATED	46	4	2	40	39	7	46				
BURGLARY	19	5	2	12	18	1	19				
LARCENY	81	16	15	50	66	15	81				
MOTOR VEHICLE THEFT	7		2	5	5	2	7				
ASSAULT-SIMPLE	26	3	3	20	22	4	26				
ARSON	2	1		1	2		2				
FORGERY & COUNTERFEIT	4	1		3	4		4				
FRAUD	1			1		1	1				
EMBEZZLEMENT											
STOLEN PROPERTY	6	1		5	6		6				
VANDALISM	6	5	1		6		6				
WEAPONS	12		2	10	12		12				
PROSTITUTION											
SEX OFFENSES	4	2		2	4		4				
NARCOTICS	30	6	3	21	23	7	30				
GAMBLING	1			1	1		1				
OFFENSES VS THE FAMILY	1			1	1		1				
DRIVING UND. INFLUENCE	10			10	9	1	10				
LIQUOR LAWS											
DISORDERLY CONDUCT	87	14	3	70	78	9	86	1			
VAGRANCY	2			2	2		2				
ALL OTHER OFFENSES	37	5	4	28	34	3	37				
CURFEWS & LOITERING											
RUNAWAYS	6	6			4	2	6				
GRAND TOTALS:	394	70	37	287	342	52	393	1			

AGE, SEX AND RACE OF PERSONS ARRESTED

AGENCY: NEWINGTON P.D.

OFFENSE CLASSIFICATION	GRAND TOTAL	UNDER 16	16 & 17	18 & OVER	MALE	FEMALE	WHITE	BLACK	INDIAN	ORIENTAL	ALL OTHER
MURDER											
MANSLAUGHTER											
FORCIBLE RAPE	3		1	2	3		1	2			
ROBBERY	6			6	6		6				
ASSAULT-AGGRAVATED	29	2	6	21	28	1	27	2			
BURGLARY	69	28	15	26	69		63	6			
LARCENY	98	41	20	37	81	17	95	2		1	
MOTOR VEHICLE THEFT	21	9	9	3	20	1	19	2			
ASSAULT-SIMPLE	37	3	4	30	31	6	34	3			
ARSON	2	2			2		2				
FORGERY & COUNTERFEIT	4			4	3	1	4				
FRAUD	35			35	27	8	27	8			
EMBEZZLEMENT	1			1	1		1				
STOLEN PROPERTY	11			11	8	3	6	5			
VANDALISM	71	44	11	16	62	9	68	3			
WEAPONS	22	10	3	9	18	4	19	3			
PROSTITUTION											
SEX OFFENSES	3		1	2	3		3				
NARCOTICS	33	19	1	13	30	3	33				
GAMBLING	3			3	3		3				
OFFENSES VS THE FAMILY											
DRIVING UND. INFLUENCE	15			15	15		15				
LIQUOR LAWS	9	6		3	8	1	8			1	
DISORDERLY CONDUCT	155	94	13	48	130	25	155				
VAGRANCY											
ALL OTHER OFFENSES	198	135	8	55	153	45	189	9			
CURFEWS & LOITERING	6	6			2	4	6				
RUNAWAYS	31	31			11	20	30	1			
GRAND TOTALS:	862	430	92	340	714	148	814	46		2	

AGE, SEX AND RACE OF PERSONS ARRESTED

AGENCY: NEWTOWN P.D.

OFFENSE CLASSIFICATION	GRAND TOTAL	UNDER 16	16 & 17	18 & OVER	MALE	FEMALE	WHITE	BLACK	INDIAN	ORIENTAL	ALL OTHER
MURDER											
MANSLAUGHTER											
FORCIBLE RAPE	1			1	1		1				
ROBBERY	4			4	4		4				
ASSAULT-AGGRAVATED	11			11	10	1	11				
BURGLARY	65	16		49	62	3	62	3			
LARCENY	78	8		70	75	3	77	1			
MOTOR VEHICLE THEFT	11	3		8	11		10	1			
ASSAULT-SIMPLE	11	4		7	10	1	11				
ARSON	3	3			3		3				
FORGERY & COUNTERFEIT	1			1	1		1				
FRAUD	5			5	5		5				
EMBEZZLEMENT											
STOLEN PROPERTY											
VANDALISM	36	24		12	36		36				
WEAPONS	14			14	13	1	14				
PROSTITUTION											
SEX OFFENSES											
NARCOTICS	17	2		15	16	1	16	1			
GAMBLING											
OFFENSES VS THE FAMILY											
DRIVING UND. INFLUENCE	25			25	21	4	25				
LIQUOR LAWS	2			2	1	1	2				
DISORDERLY CONDUCT	49	7		42	45	4	48	1			
VAGRANCY	2			2	2		2				
ALL OTHER OFFENSES	32	11	1	20	30	2	32				
CURFEWS & LOITERING											
RUNAWAYS	1	1				1	1				
GRAND TOTALS:	368	79	1	288	346	22	361	7			

AGE, SEX AND RACE OF PERSONS ARRESTED

AGENCY: NORTH BRANFORD P.D.

OFFENSE CLASSIFICATION	GRAND TOTAL	UNDER 16	16 & 17	18 & OVER	MALE	FEMALE	WHITE	BLACK	INDIAN	ORIENTAL	ALL OTHER
MURDER											
MANSLAUGHTER											
FORCIBLE RAPE											
ROBBERY											
ASSAULT-AGGRAVATED	2			2	2		2				
BURGLARY	12	2		10	11	1	12				
LARCENY	39	14	12	13	35	4	38	1			
MOTOR VEHICLE THEFT	1	1			1		1				
ASSAULT-SIMPLE	13	2	3	8	12	1	13				
ARSON											
FORGERY & COUNTERFEIT	3			3	2	1	2	1			
FRAUD	3			3	2	1	3				
EMBEZZLEMENT											
STOLEN PROPERTY											
VANDALISM	8	3		5	6	2	8				
WEAPONS	4	1	2	1	4		4				
PROSTITUTION											
SEX OFFENSES											
NARCOTICS	11		5	6	9	2	11				
GAMBLING											
OFFENSES VS THE FAMILY											
DRIVING UND. INFLUENCE	25		1	24	21	4	25				
LIQUOR LAWS	3			3	3		3				
DISORDERLY CONDUCT	24	1	5	18	23	1	24				
VAGRANCY											
ALL OTHER OFFENSES	64	14	15	35	58	6	64				
CURFEWS & LOITERING											
RUNAWAYS											
GRAND TOTALS:	212	38	43	131	189	23	210	2			

AGE, SEX AND RACE OF PERSONS ARRESTED

AGENCY: NORTH HAVEN P.D.

OFFENSE CLASSIFICATION	GRAND TOTAL	UNDER 16	16 & 17	18 & OVER	MALE	FEMALE	WHITE	BLACK	INDIAN	ORIENTAL	ALL OTHER
MURDER	1			1	1		1				
MANSLAUGHTER											
FORCIBLE RAPE	3	1		2	3		2	1			
ROBBERY	17		6	11	16	1	9	8			
ASSAULT-AGGRAVATED	12		2	10	10	2	11	1			
BURGLARY	46	16	11	19	44	2	44	2			
LARCENY	140	16	40	84	108	32	115	25			
MOTOR VEHICLE THEFT	4	3	1		3	1	3	1			
ASSAULT-SIMPLE	4	4			4		4				
ARSON	4			4	4		4				
FORGERY & COUNTERFEIT	33		1	32	21	12	15	18			
FRAUD	67			67	34	33	52	15			
EMBEZZLEMENT											
STOLEN PROPERTY	1			1	1		1				
VANDALISM	7	7			7		7				
WEAPONS	16		1	15	15	1	14	2			
PROSTITUTION											
SEX OFFENSES	4			4	3	1	4				
NARCOTICS	63	5	18	40	56	7	61	2			
GAMBLING	5		1	4	4	1	2	3			
OFFENSES VS THE FAMILY	1	1			1		1				
DRIVING UND. INFLUENCE	59		1	58	51	8	58	1			
LIQUOR LAWS	8		3	5	7	1	8				
DISORDERLY CONDUCT	112	16	20	76	102	10	110	2			
VAGRANCY											
ALL OTHER OFFENSES	158	25	28	105	127	31	140	18			
CURFEWS & LOITERING	3		3		3		3				
RUNAWAYS	6	6			3	3	5	1			
GRAND TOTALS:	774	100	136	538	628	146	674	100			

AGE, SEX AND RACE OF PERSONS ARRESTED

AGENCY: NORWALK P.D.

OFFENSE CLASSIFICATION	GRAND TOTAL	UNDER 16	16 & 17	18 & OVER	MALE	FEMALE	WHITE	BLACK	INDIAN	ORIENTAL	ALL OTHER
MURDER											
MANSLAUGHTER											
FORCIBLE RAPE	12	2		10	12		6	6			
ROBBERY	75	14		61	66	9	21	54			
ASSAULT-AGGRAVATED	92			92	78	14	53	39			
BURGLARY	312	53		259	306	6	182	130			
LARCENY	641	80		561	425	216	334	307			
MOTOR VEHICLE THEFT	76	11		65	74	2	45	31			
ASSAULT-SIMPLE	291	31		260	256	35	159	132			
ARSON	3			3	3		2	1			
FORGERY & COUNTERFEIT	41			41	31	10	12	29			
FRAUD	103	6		97	76	27	73	30			
EMBEZZLEMENT											
STOLEN PROPERTY	19	5		14	18	1	10	9			
VANDALISM	143	48		95	127	16	85	58			
WEAPONS	34	3		31	33	1	28	6			
PROSTITUTION	39			39	16	23	16	23			
SEX OFFENSES	13	5		8	13		7	6			
NARCOTICS	259	20		239	225	34	135	124			
GAMBLING	3			3	3		2	1			
OFFENSES VS THE FAMILY	12			12	12		7	5			
DRIVING UND. INFLUENCE	112			112	105	7	97	15			
LIQUOR LAWS	32	4		28	25	7	27	5			
DISORDERLY CONDUCT	841	75		766	649	192	502	339			
VAGRANCY											
ALL OTHER OFFENSES	899	98		801	732	167	732	167			
CURFEWS & LOITERING											
RUNAWAYS	5	5			5		4	1			
GRAND TOTALS:	4,057	460		3,597	3,290	767	2,539	1,518			

AGENCY: NORWICH P.D.

AGE, SEX AND RACE OF PERSONS ARRESTED

OFFENSE CLASSIFICATION	GRAND TOTAL	UNDER 16	16 & 17	18 & OVER	MALE	FEMALE	WHITE	BLACK	INDIAN	ORIENTAL	ALL OTHER
MURDER	1			1	1		1				
MANSLAUGHTER											
FORCIBLE RAPE	7			7	7		6	1			
ROBBERY	41	7	8	26	38	3	28	13			
ASSAULT-AGGRAVATED	40		1	39	37	3	31	9			
BURGLARY	265	70	44	151	259	6	238	27			
LARCENY	772	262	139	371	574	198	689	82	1		
MOTOR VEHICLE THEFT	47	11	8	28	42	5	41	6			
ASSAULT-SIMPLE	155	4	10	141	144	11	131	24			
ARSON	6	1	1	4	5	1	5	1			
FORGERY & COUNTERFEIT	21			21	19	2	18	3			
FRAUD	68			68	31	37	65	3			
EMBEZZLEMENT											
STOLEN PROPERTY	20	4	3	13	19	1	20				
VANDALISM	221	83	40	98	205	16	203	18			
WEAPONS	49	2	7	40	47	2	45	4			
PROSTITUTION											
SEX OFFENSES	23	2	1	20	23		23				
NARCOTICS	86	11	20	55	72	14	76	10			
GAMBLING											
OFFENSES VS THE FAMILY	27		1	26	23	4	26	1			
DRIVING UND. INFLUENCE	50			50	43	7	50				
LIQUOR LAWS	8		4	4	7	1	8				
DISORDERLY CONDUCT	657	55	46	556	546	111	551	106			
VAGRANCY	4	4				4	4				
ALL OTHER OFFENSES	696	86	61	549	556	140	626	70			
CURFEWS & LOITERING	30	30			20	10	27	3			
RUNAWAYS	58	58			34	24	53	5			
GRAND TOTALS:	3,352	690	394	2,268	2,752	600	2,965	386	1		



AGE, SEX AND RACE OF PERSONS ARRESTED

AGENCY: OLD SAYBROOK P.D.

OFFENSE CLASSIFICATION	GRAND TOTAL	UNDER 16	16 & 17	18 & OVER	MALE	FEMALE	WHITE	BLACK	INDIAN	ORIENTAL	ALL OTHER
MURDER	1			1	1		1				
MANSLAUGHTER											
FORCIBLE RAPE											
ROBBERY											
ASSAULT-AGGRAVATED	4			4	3	1	3	1			
BURGLARY	36		9	27	36		34	2			
LARCENY	127	18	40	69	91	36	115	10	1	1	
MOTOR VEHICLE THEFT	1		1		1		1				
ASSAULT-SIMPLE	4			4	2	2	4				
ARSON	1			1	1		1				
FORGERY & COUNTERFEIT											
FRAUD											
EMBEZZLEMENT											
STOLEN PROPERTY	8	7	1		8		8				
VANDALISM	8	2	6		7	1	8				
WEAPONS	3		2	1	3		2	1			
PROSTITUTION											
SEX OFFENSES	3		2	1	3		3				
NARCOTICS	8		2	6	8		6	2			
GAMBLING											
OFFENSES VS THE FAMILY											
DRIVING UND. INFLUENCE											
LIQUOR LAWS	4		2	2	3	1	4				
DISORDERLY CONDUCT	38	1	15	22	35	3	35	2			1
VAGRANCY											
ALL OTHER OFFENSES	114	12	10	92	87	27	103	11			
CURFEWS & LOITERING											
RUNAWAYS	13	13			11	2	13				
GRAND TOTALS:	373	53	90	230	300	73	341	29	1	1	1

AGE, SEX AND RACE OF PERSONS ARRESTED

AGENCY: ORANGE P.D.

OFFENSE CLASSIFICATION	GRAND TOTAL	UNDER 16	16 & 17	18 & OVER	MALE	FEMALE	WHITE	BLACK	INDIAN	ORIENTAL	ALL OTHER
MURDER											
MANSLAUGHTER											
FORCIBLE RAPE											
ROBBERY	5		2	3	5		1	4			
ASSAULT-AGGRAVATED	7	1		6	5	2	7				
BURGLARY	26	5	5	16	25	1	21	5			
LARCENY	393	83	30	280	242	151	182	210		1	
MOTOR VEHICLE THEFT	10	7		3	9	1	6	4			
ASSAULT-SIMPLE	11	3	3	5	8	3	10	1			
ARSON											
FORGERY & COUNTERFEIT	6			6	5	1	1	5			
FRAUD	41			41	21	20	20	21			
EMBEZZLEMENT											
STOLEN PROPERTY											
VANDALISM	23	15		8	22	1	22	1			
WEAPONS	12	2		10	10	2	7	5			
PROSTITUTION											
SEX OFFENSES											
NARCOTICS	29	7	5	17	25	4	22	7			
GAMBLING											
OFFENSES VS THE FAMILY	1		1		1		1				
DRIVING UND. INFLUENCE	6	2		4	6		6				
LIQUOR LAWS											
DISORDERLY CONDUCT	86	12	14	60	75	11	65	21			
VAGRANCY											
ALL OTHER OFFENSES	69	34	14	21	56	13	67	2			
CURFEWS & LOITERING											
RUNAWAYS	12	12			10	2	11	1			
GRAND TOTALS:	737	183	74	480	525	212	449	287		1	

AGE, SEX AND RACE OF PERSONS ARRESTED

AGENCY: PLAINVILLE P.D.

OFFENSE CLASSIFICATION	GRAND TOTAL	UNDER 16	16 & 17	18 & OVER	MALE	FEMALE	WHITE	BLACK	INDIAN	ORIENTAL	ALL OTHER
MURDER											
MANSLAUGHTER											
FORCIBLE RAPE	2			2	2		2				
ROBBERY	5			5	4	1	1	4			
ASSAULT-AGGRAVATED	15	4		11	13	2	11	4			
BURGLARY	53	14	7	32	52	1	52	1			
LARCENY	128	21	25	82	104	24	122	6			
MOTOR VEHICLE THEFT	3			3	3		2	1			
ASSAULT-SIMPLE	90	23	8	59	75	15	89	1			
ARSON	2			2	1	1	2				
FORGERY & COUNTERFEIT	4			4	3	1	4				
FRAUD	24			24	19	5	23	1			
EMBEZZLEMENT											
STOLEN PROPERTY											
VANDALISM	107	81	16	10	95	12	107				
WEAPONS	23	15	4	4	23		23				
PROSTITUTION	1			1		1	1				
SEX OFFENSES	17	4		13	16	1	16	1			
NARCOTICS	29	6	3	20	26	3	29				
GAMBLING											
OFFENSES VS THE FAMILY	2		1	1	2		2				
DRIVING UND. INFLUENCE	62		4	58	56	6	61	1			
LIQUOR LAWS	30	7	10	13	23	7	27	3			
DISORDERLY CONDUCT	412	13	31	368	314	98	403	9			
VAGRANCY											
ALL OTHER OFFENSES	315	132	52	131	242	73	306	9			
CURFEWS & LOITERING	15	13	2		12	3	14	1			
RUNAWAYS	18	18			4	14	17	1			
GRAND TOTALS:	1,357	351	163	843	1,089	268	1,314	43			

AGE, SEX AND RACE OF PERSONS ARRESTED

AGENCY: PLYMOUTH P.D.

OFFENSE CLASSIFICATION	GRAND TOTAL	UNDER 16	16 & 17	18 & OVER	MALE	FEMALE	WHITE	BLACK	INDIAN	ORIENTAL	ALL OTHER
MURDER											
MANSLAUGHTER											
FORCIBLE RAPE											
ROBBERY	3		2	1	3		3				
ASSAULT-AGGRAVATED	1			1	1		1				
BURGLARY	43	12	22	9	42	1	43				
LARCENY	24	8	6	10	24		24				
MOTOR VEHICLE THEFT	11	6	4	1	11		11				
ASSAULT-SIMPLE	17	1		16	15	2	17				
ARSON											
FORGERY & COUNTERFEIT											
FRAUD											
EMBEZZLEMENT											
STOLEN PROPERTY											
VANDALISM	7			7	7		7				
WEAPONS	3			3	3		3				
PROSTITUTION											
SEX OFFENSES											
NARCOTICS	15		2	13	11	4	15				
GAMBLING											
OFFENSES VS THE FAMILY											
DRIVING UND. INFLUENCE	13		1	12	13		13				
LIQUOR LAWS											
DISORDERLY CONDUCT	80	1	3	76	72	8	80				
VAGRANCY											
ALL OTHER OFFENSES	81		4	77	71	10	81				
CURFEWS & LOITERING											
RUNAWAYS											
GRAND TOTALS:	298	28	44	226	273	25	298				

AGENCY: PUTNAM P.D.

AGE, SEX AND RACE OF PERSONS ARRESTED

OFFENSE CLASSIFICATION	GRAND TOTAL	UNDER 16	16 & 17	18 & OVER	MALE	FEMALE	WHITE	BLACK	INDIAN	ORIENTAL	ALL OTHER
MURDER											
MANSLAUGHTER											
FORCIBLE RAPE	1			1	1		1				
ROBBERY	1			1	1		1				
ASSAULT-AGGRAVATED	4		1	3	3	1	4				
BURGLARY	19	5	6	8	16	3	19				
LARCENY	76	24	15	37	54	22	76				
MOTOR VEHICLE THEFT	8	5		3	6	2	8				
ASSAULT-SIMPLE	17		3	14	16	1	16	1			
ARSON	2	1		1	2		2				
FORGERY & COUNTERFEIT	2			2	2		2				
FRAUD	1			1	1		1				
EMBEZZLEMENT											
STOLEN PROPERTY											
VANDALISM	28	6	12	10	25	3	28				
WEAPONS	1			1	1		1				
PROSTITUTION											
SEX OFFENSES	2	1		1	2		2				
NARCOTICS	7			7	7		6	1			
GAMBLING											
OFFENSES VS THE FAMILY	2			2	2		2				
DRIVING UND. INFLUENCE	32		2	30	32		31	1			
LIQUOR LAWS	7	1	2	4	7		7				
DISORDERLY CONDUCT	64		8	56	60	4	62	2			
VAGRANCY											
ALL OTHER OFFENSES	50	2	9	39	46	4	50				
CURFEWS & LOITERING											
RUNAWAYS											
GRAND TOTALS:	324	45	58	221	284	40	319	5			

AGE, SEX AND RACE OF PERSONS ARRESTED

AGENCY: RIDGEFIELD P.D.

OFFENSE CLASSIFICATION	GRAND TOTAL	UNDER 16	16 & 17	18 & OVER	MALE	FEMALE	WHITE	BLACK	INDIAN	ORIENTAL	ALL OTHER
MURDER											
MANSLAUGHTER											
FORCIBLE RAPE											
ROBBERY											
ASSAULT-AGGRAVATED	7			7	7		7				
BURGLARY	31	5	13	13	27	4	30	1			
LARCENY	59	8	13	38	35	24	58			1	
MOTOR VEHICLE THEFT	3	2		1	1	2	3				
ASSAULT-SIMPLE	3	1		2	2	1	3				
ARSON											
FORGERY & COUNTERFEIT	2			2	2		2				
FRAUD											
EMBEZZLEMENT											
STOLEN PROPERTY	17	14	3		17		17				
VANDALISM	16	10	1	5	16		16				
WEAPONS	7	2	2	3	7		7				
PROSTITUTION											
SEX OFFENSES	1			1	1		1				
NARCOTICS	31	11	9	11	19	12	31				
GAMBLING											
OFFENSES VS THE FAMILY											
DRIVING UND. INFLUENCE	15			15	14	1	15				
LIQUOR LAWS	14	5	4	5	14		14				
DISORDERLY CONDUCT	14	3	1	10	12	2	14				
VAGRANCY											
ALL OTHER OFFENSES	51	17	12	22	44	7	49	2			
CURFEWS & LOITERING											
RUNAWAYS	19	19			10	9	18	1			
GRAND TOTALS:	290	97	58	135	228	62	285	4		1	

AGE, SEX AND RACE OF PERSONS ARRESTED

AGENCY: ROCKY HILL P.D.

OFFENSE CLASSIFICATION	GRAND TOTAL	UNDER 16	16 & 17	18 & OVER	MALE	FEMALE	WHITE	BLACK	INDIAN	ORIENTAL	ALL OTHER
MURDER											
MANSLAUGHTER											
FORCIBLE RAPE											
ROBBERY	4			4	4		1	3			
ASSAULT-AGGRAVATED	6	2	1	3	6		6				
BURGLARY	15	3	2	10	15		15				
LARCENY	93	21	24	48	60	33	82	11			
MOTOR VEHICLE THEFT	15	6	4	5	15		12	3			
ASSAULT-SIMPLE	27	1	6	20	23	4	24	3			
ARSON	1			1	1		1				
FORGERY & COUNTERFEIT	1			1		1	1				
FRAUD											
EMBEZZLEMENT											
STOLEN PROPERTY											
VANDALISM	19	8	1	10	18	1	19				
WEAPONS	4			4	4		4				
PROSTITUTION											
SEX OFFENSES											
NARCOTICS	13		1	12	11	2	12	1			
GAMBLING											
OFFENSES VS THE FAMILY											
DRIVING UND. INFLUENCE	44		1	43	37	7	44				
LIQUOR LAWS											
DISORDERLY CONDUCT	31	3	1	27	30	1	29	2			
VAGRANCY											
ALL OTHER OFFENSES	32		3	29	29	3	29	3			
CURFEWS & LOITERING											
RUNAWAYS											
GRAND TOTALS:	305	14	44	217	253	52	279	26			

AGE, SEX AND RACE OF PERSONS ARRESTED

AGENCY: SEYMOUR P.D.

OFFENSE CLASSIFICATION	GRAND TOTAL	UNDER 16	16 & 17	18 & OVER	MALE	FEMALE	WHITE	BLACK	INDIAN	ORIENTAL	ALL OTHER
MURDER											
MANSLAUGHTER											
FORCIBLE RAPE											
ROBBERY	3		2	1	3		3				
ASSAULT-AGGRAVATED	1	1			1		1				
BURGLARY	44	10	4	30	37	7	43	1			
LARCENY	140	32	27	81	93	47	124	16			
MOTOR VEHICLE THEFT	1			1	1		1				
ASSAULT-SIMPLE	15	4	3	8	12	3	15				
ARSON	4		2	2	4		4				
FORGERY & COUNTERFEIT	4			4	4		4				
FRAUD											
EMBEZZLEMENT											
STOLEN PROPERTY											
VANDALISM	29	3	8	18	24	5	29				
WEAPONS	6			6	5	1	6				
PROSTITUTION											
SEX OFFENSES											
NARCOTICS	5		1	4	5		5				
GAMBLING											
OFFENSES VS THE FAMILY	1			1		1	1				
DRIVING UND. INFLUENCE	20			20	19	1	20				
LIQUOR LAWS											
DISORDERLY CONDUCT	154	8	12	134	125	29	153	1			
VAGRANCY	1		1		1		1				
ALL OTHER OFFENSES	54	5	8	41	44	10	53	1			
CURFEWS & LOITERING											
RUNAWAYS											
GRAND TOTALS:	482	63	68	351	378	104	463	19			



AGE, SEX AND RACE OF PERSONS ARRESTED

AGENCY: SHELTON P.D.

OFFENSE CLASSIFICATION	GRAND TOTAL	UNDER 16	16 & 17	18 & OVER	MALE	FEMALE	WHITE	BLACK	INDIAN	ORIENTAL	ALL OTHER
MURDER	1			1	1		1				
MANSLAUGHTER											
FORCIBLE RAPE											
ROBBERY	17		9	8	16	1	17				
ASSAULT-AGGRAVATED	7			7	5	2	7				
BURGLARY	83	32	16	35	78	5	83				
LARCENY	115	36	20	59	91	24	115				
MOTOR VEHICLE THEFT											
ASSAULT-SIMPLE	60	5	5	50	58	2	60				
ARSON											
FORGERY & COUNTERFEIT	1			1	1		1				
FRAUD											
EMBEZZLEMENT											
STOLEN PROPERTY											
VANDALISM	32	32			28	4	32				
WEAPONS	25	2	4	19	25		25				
PROSTITUTION											
SEX OFFENSES	3			3	1	2	3				
NARCOTICS	49	3	7	39	44	5	48	1			
GAMBLING											
OFFENSES VS THE FAMILY	6			6	3	3	6				
DRIVING UND. INFLUENCE	9		1	8	9		9				
LIQUOR LAWS	10	2	6	2	8	2	10				
DISORDERLY CONDUCT	207	43	10	154	184	23	207				
VAGRANCY											
ALL OTHER OFFENSES	343	146	28	169	301	42	343				
CURFEWS & LOITERING											
RUNAWAYS	38	38			15	23	38				
GRAND TOTALS:	1,006	339	106	561	868	138	1,005	1			

AGENCY: SIMSBURY P.D.

AGE, SEX AND RACE OF PERSONS ARRESTED

OFFENSE CLASSIFICATION	GRAND TOTAL	UNDER 16	16 & 17	18 & OVER	MALE	FEMALE	WHITE	BLACK	INDIAN	ORIENTAL	ALL OTHER
MURDER											
MANSLAUGHTER											
FORCIBLE RAPE											
ROBBERY	1			1	1			1			
ASSAULT-AGGRAVATED	18	1	3	14	18		18				
BURGLARY	40	20	11	9	40		32	8			
LARCENY	61	15	12	34	48	13	58	3			
MOTOR VEHICLE THEFT	5		1	4	5		5				
ASSAULT-SIMPLE											
ARSON											
FORGERY & COUNTERFEIT	2			2	2		2				
FRAUD	14			14	12	2	14				
EMBEZZLEMENT											
STOLEN PROPERTY											
VANDALISM	18	13	4	1	18		18				
WEAPONS											
PROSTITUTION											
SEX OFFENSES	1			1	1		1				
NARCOTICS	20	5	11	4	20		20				
GAMBLING											
OFFENSES VS THE FAMILY											
DRIVING UND. INFLUENCE	21		1	20	20	1	19	2			
LIQUOR LAWS	2		1	1	2		2				
DISORDERLY CONDUCT	31	4	1	26	27	4	31				
VAGRANCY											
ALL OTHER OFFENSES	122	27	9	86	103	19	120	2			
CURFEWS & LOITERING	1		1		1		1				
RUNAWAYS	5	5			1	4	5				
GRAND TOTALS:	362	90	55	217	319	43	346	16			

AGE, SEX AND RACE OF PERSONS ARRESTED

AGENCY: SOUTH WINDSOR P.D.

OFFENSE CLASSIFICATION	GRAND TOTAL	UNDER 16	16 & 17	18 & OVER	MALE	FEMALE	WHITE	BLACK	INDIAN	ORIENTAL	ALL OTHER
MURDER	1			1	1		1				
MANSLAUGHTER	1			1	1		1				
FORCIBLE RAPE											
ROBBERY	8			8	8		4	4			
ASSAULT-AGGRAVATED	20	1	1	18	18	2	20				
BURGLARY	42	11	11	20	38	4	41	1			
LARCENY	83	25	16	42	78	5	78	4		1	
MOTOR VEHICLE THEFT	11	8		3	10	1	11				
ASSAULT-SIMPLE	9	6		3	9		6	3			
ARSON	1			1	1		1				
FORGERY & COUNTERFEIT	1			1		1		1			
FRAUD	4			4	3	1	3	1			
EMBEZZLEMENT											
STOLEN PROPERTY	3		1	2	3		3				
VANDALISM	35	21	6	8	29	6	35				
WEAPONS	12	5	2	5	12		12				
PROSTITUTION											
SEX OFFENSES	1	1			1		1				
NARCOTICS	48	4	10	34	42	6	46	2			
GAMBLING											
OFFENSES VS THE FAMILY	2			2	2		2				
DRIVING UND. INFLUENCE	22		1	21	20	2	21	1			
LIQUOR LAWS	20	5	7	8	13	7	20				
DISORDERLY CONDUCT	84	15	11	58	77	7	83	1			
VAGRANCY											
ALL OTHER OFFENSES	111	40	18	53	90	21	109	2			
CURFEWS & LOITERING	8	8			8		8				
RUNAWAYS	12	12			5	7	12				
GRAND TOTALS:	539	162	84	293	469	70	518	20		1	

AGE, SEX AND RACE OF PERSONS ARRESTED

AGENCY: SOUTHLINGTON P.D.

OFFENSE CLASSIFICATION	GRAND TOTAL	UNDER 16	16 & 17	18 & OVER	MALE	FEMALE	WHITE	BLACK	INDIAN	ORIENTAL	ALL OTHER
MURDER											
MANSLAUGHTER	4			4	4		4				
FORCIBLE RAPE	3			3	3		3				
ROBBERY	5		4	1	5		5				
ASSAULT-AGGRAVATED	72	3	3	66	64	8	71	1			
BURGLARY	152	21	33	98	149	3	152				
LARCENY	159	35	20	104	127	32	159				
MOTOR VEHICLE THEFT	6	1	1	4	6		6				
ASSAULT-SIMPLE	60	2	3	55	54	6	60				
ARSON	1		1		1		1				
FORGERY & COUNTERFEIT											
FRAUD	38			38	22	16	38				
EMBEZZLEMENT											
STOLEN PROPERTY	2	2			2		2				
VANDALISM	71	25	15	31	66	5	71				
WEAPONS	6			6	6		6				
PROSTITUTION											
SEX OFFENSES	4			4	4		4				
NARCOTICS	13		1	12	12	1	13				
GAMBLING											
OFFENSES VS THE FAMILY											
DRIVING UND. INFLUENCE	8			8	7	1	8				
LIQUOR LAWS	9	1	3	5	9		9				
DISORDERLY CONDUCT	125		21	104	108	17	125				
VAGRANCY											
ALL OTHER OFFENSES	57	5	5	47	45	12	57				
CURFEWS & LOITERING											
RUNAWAYS											
GRAND TOTALS:	795	95	110	590	694	101	794	1			

AGENCY: STAFFORD SPRINGS P.D.      AGE, SEX AND RACE OF PERSONS ARRESTED

OFFENSE CLASSIFICATION	GRAND TOTAL	UNDER 16	16 & 17	18 & OVER	MALE	FEMALE	WHITE	BLACK	INDIAN	ORIENTAL	ALL OTHER
MURDER											
MANSLAUGHTER											
FORCIBLE RAPE	1			1	1		1				
ROBBERY	4			4	3	1	4				
ASSAULT-AGGRAVATED	5	1	1	3	5		4		1		
BURGLARY	12		4	8	12		12				
LARCENY	10	1	3	6	10		10				
MOTOR VEHICLE THEFT	1		1		1		1				
ASSAULT-SIMPLE	7		2	5	7		5	2			
ARSON											
FORGERY & COUNTERFEIT											
FRAUD											
EMBEZZLEMENT											
STOLEN PROPERTY											
VANDALISM	5		3	2	4	1	3		2		
WEAPONS											
PROSTITUTION											
SEX OFFENSES											
NARCOTICS	3			3	3		3				
GAMBLING											
OFFENSES VS THE FAMILY											
DRIVING UND. INFLUENCE	13			13	12	1	13				
LIGUOR LAWS	2			2	1	1	2				
DISORDERLY CONDUCT	28		4	24	27	1	27	1			
VAGRANCY											
ALL OTHER OFFENSES	9			9	9		9				
CURFEWS & LOITERING											
RUNAWAYS	2	2				2	2				
GRAND TOTALS:	102	4	18	80	95	7	96	3	3		

AGE, SEX AND RACE OF PERSONS ARRESTED

AGENCY: STAMFORD P.D.

OFFENSE CLASSIFICATION	GRAND TOTAL	UNDER 16	16 & 17	18 & OVER	MALE	FEMALE	WHITE	BLACK	INDIAN	ORIENTAL	ALL OTHER
MURDER	4			4	3	1	2	2			
MANSLAUGHTER	2	1	1		2		2				
FORCIBLE RAPE	9			9	9		5	4			
ROBBERY	53	6	14	33	49	4	14	39			
ASSAULT-AGGRAVATED	67		4	63	54	13	18	49			
BURGLARY	226	16	38	172	217	9	109	117			
LARCENY	841	167	90	584	543	298	333	507		1	
MOTOR VEHICLE THEFT	36	11	6	19	31	5	16	20			
ASSAULT-SIMPLE	234	24	10	200	209	25	134	99		1	
ARSON	6	1	1	4	5	1	2	4			
FORGERY & COUNTERFEIT	25			25	16	9	17	8			
FRAUD	45			45	26	19	23	22			
EMBEZZLEMENT											
STOLEN PROPERTY											
VANDALISM	102	14	16	72	91	11	68	34			
WEAPONS	64	1	7	56	62	2	35	29			
PROSTITUTION	25			25	5	20	15	10			
SEX OFFENSES	16	5	1	10	15	1	10	6			
NARCOTICS	131	2	18	111	110	21	74	57			
GAMBLING	5			5	5		2	3			
OFFENSES VS THE FAMILY	32			32	32		6	26			
DRIVING UND. INFLUENCE	87		5	82	77	10	63	24			
LIQUOR LAWS	7			7	4	3	3	4			
DISORDERLY CONDUCT	398	18	40	340	335	63	235	163			
VAGRANCY	5		5		5		4	1			
ALL OTHER OFFENSES	492	20	30	442	405	87	251	241			
CURFEWS & LOITERING											
RUNAWAYS	15	15			2	13	13	2			
GRAND TOTALS:	2,927	301	286	2,340	2,312	615	1,454	1,471		2	

AGENCY: STONINGTON P.D.

AGE, SEX AND RACE OF PERSONS ARRESTED

OFFENSE CLASSIFICATION	GRAND TOTAL	UNDER 16	16 & 17	18 & OVER	MALE	FEMALE	WHITE	BLACK	INDIAN	ORIENTAL	ALL OTHER
MURDER											
MANSLAUGHTER											
FORCIBLE RAPE	1			1	1		1				
ROBBERY	2			2	2		2				
ASSAULT-AGGRAVATED	12		1	11	11	1	12				
BURGLARY	11	1		10	9	2	11				
LARCENY	81	11	15	55	70	11	81				
MOTOR VEHICLE THEFT	1		1		1		1				
ASSAULT-SIMPLE	7			7	7		7				
ARSON											
FORGERY & COUNTERFEIT	1			1		1	1				
FRAUD											
EMBEZZLEMENT											
STOLEN PROPERTY											
VANDALISM	34	3	7	24	31	3	34				
WEAPONS											
PROSTITUTION											
SEX OFFENSES	4			4	4		4				
NARCOTICS	8	1		7	8		8				
GAMBLING	3			3	2	1	3				
OFFENSES VS THE FAMILY	4			4	2	2	4				
DRIVING UND. INFLUENCE	1			1	1		1				
LIQUOR LAWS											
DISORDERLY CONDUCT	106	1	8	99	98	8	106				
VAGRANCY											
ALL OTHER OFFENSES	21	7	1	13	18	3	21				
CURFEWS & LOITERING											
RUNAWAYS											
GRAND TOTALS:	297	24	33	240	265	32	297				

AGE, SEX AND RACE OF PERSONS ARRESTED

AGENCY: STRATFORD P.D.

OFFENSE CLASSIFICATION	GRAND TOTAL	UNDER 16	16 & 17	18 & OVER	MALE	FEMALE	WHITE	BLACK	INDIAN	ORIENTAL	ALL OTHER
MURDER											
MANSLAUGHTER											
FORCIBLE RAPE	2			2	2		2				
ROBBERY	13		4	9	13		6	7			
ASSAULT-AGGRAVATED	8	1		7	8		7	1			
BURGLARY	83	30	21	32	74	9	69	14			
LARCENY	301	106	36	159	212	89	202	99			
MOTOR VEHICLE THEFT	17	12	2	3	13	4	12	5			
ASSAULT-SIMPLE	83	29	8	46	70	13	69	14			
ARSON	6	3	2	1	5	1	6				
FORGERY & COUNTERFEIT	6			6	4	2	5	1			
FRAUD	26			26	19	7	16	10			
EMBEZZLEMENT											
STOLEN PROPERTY	4	2		2	3	1	3	1			
VANDALISM	90	89	1		88	2	84	6			
WEAPONS	22	8	2	12	22		21	1			
PROSTITUTION											
SEX OFFENSES	15	1		14	15		13	2			
NARCOTICS	93	12	15	66	82	11	86	7			
GAMBLING	1			1	1		1				
OFFENSES VS THE FAMILY											
DRIVING UND. INFLUENCE											
LIQUOR LAWS	10	4	3	3	9	1	9	1			
DISORDERLY CONDUCT	173	69	17	87	141	32	133	40			
VAGRANCY											
ALL OTHER OFFENSES	238	136	24	78	193	45	199	39			
CURFEWS & LOITERING	12	12			10	2	12				
RUNAWAYS	62	62			26	36	58	4			
GRAND TOTALS:	1,265	576	135	554	1,010	255	1,013	252			



AGE, SEX AND RACE OF PERSONS ARRESTED

AGENCY: SUFFIELD P.D.

OFFENSE CLASSIFICATION	GRAND TOTAL	UNDER 16	16 & 17	18 & OVER	MALE	FEMALE	WHITE	BLACK	INDIAN	ORIENTAL	ALL OTHER
MURDER											
MANSLAUGHTER	1			1		1	1				
FORCIBLE RAPE											
ROBBERY											
ASSAULT-AGGRAVATED	2			2	2		2				
BURGLARY	8		4	4	7	1	8				
LARCENY	40	2	7	31	34	6	36				4
MOTOR VEHICLE THEFT	4		2	2	4		4				
ASSAULT-SIMPLE	2			2	2		2				
ARSON											
FORGERY & COUNTERFEIT	6			6	5	1	6				
FRAUD											
EMBEZZLEMENT											
STOLEN PROPERTY											
VANDALISM											
WEAPONS											
PROSTITUTION											
SEX OFFENSES	3			3	3		3				
NARCOTICS	3			3	3		3				
GAMBLING											
OFFENSES VS THE FAMILY											
DRIVING UND. INFLUENCE											
LIQUOR LAWS											
DISORDERLY CONDUCT	20		2	18	18	2	20				
VAGRANCY											
ALL OTHER OFFENSES	5			5	5		5				
CURFEWS & LOITERING											
RUNAWAYS											
GRAND TOTALS:	94	2	15	77	83	11	90				4

**CONTINUED**

**3 OF 4**

AGE, SEX AND RACE OF PERSONS ARRESTED

AGENCY: THOMASTON P. D.

OFFENSE CLASSIFICATION	GRAND TOTAL	UNDER 16	16 & 17	18 & OVER	MALE	FEMALE	WHITE	BLACK	INDIAN	ORIENTAL	ALL OTHER
MURDER											
MANSLAUGHTER											
FORCIBLE RAPE	1			1	1		1				
ROBBERY											
ASSAULT-AGGRAVATED	7			7	7		7				
BURGLARY	6	1		5	6		6				
LARCENY	10	3	3	4	10		10				
MOTOR VEHICLE THEFT	1			1	1		1				
ASSAULT-SIMPLE	10		1	9	8	2	10				
ARSON											
FORGERY & COUNTERFEIT	2			2	1	1	2				
FRAUD											
EMBEZZLEMENT											
STOLEN PROPERTY											
VANDALISM											
WEAPONS	3			3	3		2	1			
PROSTITUTION											
SEX OFFENSES											
NARCOTICS	12		2	10	8	4	12				
GAMBLING											
OFFENSES VS THE FAMILY											
DRIVING UND. INFLUENCE	2			2	2		2				
LIQUOR LAWS	4			4	3	1	4				
DISORDERLY CONDUCT	60		13	47	52	8	60				
VAGRANCY											
ALL OTHER OFFENSES	29		9	20	29		29				
CURFEWS & LOITERING											
RUNAWAYS	2	2			2		2				
GRAND TOTALS:	149	6	28	115	133	16	148	1			

AGE, SEX AND RACE OF PERSONS ARRESTED

AGENCY: TORRINGTON P.D.

OFFENSE CLASSIFICATION	GRAND TOTAL	UNDER 16	16 & 17	18 & OVER	MALE	FEMALE	WHITE	BLACK	INDIAN	ORIENTAL	ALL OTHER
MURDER											
MANSLAUGHTER											
FORCIBLE RAPE	1			1	1			1			
ROBBERY	10		6	4	10		9	1			
ASSAULT-AGGRAVATED	9	2		7	8	1	8	1			
BURGLARY	45	5	16	24	43	2	44	1			
LARCENY	181	36	32	113	136	45	171	10			
MOTOR VEHICLE THEFT	4		3	1	4		4				
ASSAULT-SIMPLE	51	3	5	43	48	3	51				
ARSON	5	1	2	2	5		5				
FORGERY & COUNTERFEIT	6			6	4	2	5	1			
FRAUD											
EMBEZZLEMENT											
STOLEN PROPERTY											
VANDALISM	32	3	9	20	31	1	31	1			
WEAPONS	7		1	6	7		7				
PROSTITUTION											
SEX OFFENSES	1			1	1		1				
NARCOTICS	33	1	6	26	25	8	33				
GAMBLING											
OFFENSES VS THE FAMILY	4			4	3	1	4				
DRIVING UND. INFLUENCE	60		3	57	53	7	58	2			
LIQUOR LAWS	8		1	7	6	2	8				
DISORDERLY CONDUCT	177	7	13	157	154	23	175	2			
VAGRANCY											
ALL OTHER OFFENSES	230	11	34	185	207	23	226	4			
CURFEWS & LOITERING	3	2	1			3	3				
RUNAWAYS	3	3				3	3				
GRAND TOTALS:	870	74	132	664	746	124	846	24			

AGE, SEX AND RACE OF PERSONS ARRESTED

AGENCY: TRUMBULL P.D.

OFFENSE CLASSIFICATION	GRAND TOTAL	UNDER 16	16 & 17	18 & OVER	MALE	FEMALE	WHITE	BLACK	INDIAN	ORIENTAL	ALL OTHER
MURDER											
MANSLAUGHTER											
FORCIBLE RAPE											
ROBBERY	7		1	6	6	1	4	3			
ASSAULT-AGGRAVATED	17	2	1	14	14	3	14	3			
BURGLARY	60	11	21	28	49	11	45	15			
LARCENY	310	71	41	198	163	147	240	66			4
MOTOR VEHICLE THEFT	3	1	1	1	3		3				
ASSAULT-SIMPLE	25	6	5	14	20	5	25				
ARSON	4	1	2	1	4		4				
FORGERY & COUNTERFEIT	3			3	2	1	2	1			
FRAUD	103			103	56	47	64	39			
EMBEZZLEMENT	3		1	2	2	1		3			
STOLEN PROPERTY											
VANDALISM	52	24	15	13	46	6	52				
WEAPONS	8		1	7	8		8				
PROSTITUTION											
SEX OFFENSES	3			3	3		3				
NARCOTICS	48	10	11	27	45	3	44	4			
GAMBLING	1			1	1		1				
OFFENSES VS THE FAMILY											
DRIVING UND. INFLUENCE	24			24	22	2	21	3			
LIQUOR LAWS	9	5	1	3	8	1	9				
DISORDERLY CONDUCT	69	5	14	50	62	7	69				
VAGRANCY	1			1	1		1				
ALL OTHER OFFENSES	99	23	8	68	71	28	96	3			
CURFEWS & LOITERING											
RUNAWAYS	7	7			6	1	7				
GRAND TOTALS:	856	166	123	567	592	264	712	140			4

AGE, SEX AND RACE OF PERSONS ARRESTED

AGENCY: VERNON P.D.

OFFENSE CLASSIFICATION	GRAND TOTAL	UNDER 16	16 & 17	18 & OVER	MALE	FEMALE	WHITE	BLACK	INDIAN	ORIENTAL	ALL OTHER
MURDER											
MANSLAUGHTER	3			3	1	2	3				
FORCIBLE RAPE											
ROBBERY	4			4	4		3	1			
ASSAULT-AGGRAVATED	13		2	11	13		12	1			
BURGLARY	96	36	17	43	95	1	86	9		1	
LARCENY	245	72	49	124	165	80	231	12	2		
MOTOR VEHICLE THEFT	14	7	2	5	13	1	11	3			
ASSAULT-SIMPLE	47	22	3	22	39	8	44	1		2	
ARSON	2	1	1		2		2				
FORGERY & COUNTERFEIT	2			2	2		2				
FRAUD	38			38	16	22	36	2			
EMBEZZLEMENT											
STOLEN PROPERTY	28	24		4	22	6	28				
VANDALISM	74	32	6	36	65	9	73			1	
WEAPONS	15	1	3	11	15		14	1			
PROSTITUTION											
SEX OFFENSES	9	1	1	7	9		8	1			
NARCOTICS	49	29		20	37	12	49				
GAMBLING											
OFFENSES VS THE FAMILY	4			4	3	1	4				
DRIVING UND. INFLUENCE	60		4	56	52	8	60				
LIQUOR LAWS	27	12	3	12	23	4	26	1			
DISORDERLY CONDUCT	266	28	25	213	222	44	260	5	1		
VAGRANCY											
ALL OTHER OFFENSES	118	15	22	81	99	19	116	2			
CURFEWS & LOITERING	7	7			6	1	5	2			
RUNAWAYS	51	51			21	30	51				
GRAND TOTALS:	1,172	338	138	696	924	248	1,124	41	3	4	

AGE, SEX AND RACE OF PERSONS ARRESTED

AGENCY: WALLINGFORD P.D.

OFFENSE CLASSIFICATION	GRAND TOTAL	UNDER 16	16 & 17	18 & OVER	MALE	FEMALE	WHITE	BLACK	INDIAN	ORIENTAL	ALL OTHER
MURDER	2			2	2		2				
MANSLAUGHTER											
FORCIBLE RAPE	3			3	3		1	2			
ROBBERY	16		2	14	13	3	16				
ASSAULT-AGGRAVATED	5			5	5		5				
BURGLARY	81	22	17	42	76	5	81				
LARCENY	285	36	52	197	207	78	269	11			5
MOTOR VEHICLE THEFT	28	8	3	17	28		27	1			
ASSAULT-SIMPLE	86	12	8	66	70	16	85	1			
ARSON											
FORGERY & COUNTERFEIT	31	3		28	25	6	31				
FRAUD	23			23	13	10	21	2			
EMBEZZLEMENT	1			1	1		1				
STOLEN PROPERTY											
VANDALISM	59	7	26	26	55	4	59				
WEAPONS	41	5	3	33	41		38	3			
PROSTITUTION	3			3	2	1	3				
SEX OFFENSES	16	3		13	13	3	16				
NARCOTICS	189	29	42	118	162	27	187	2			
GAMBLING											
OFFENSES VS THE FAMILY											
DRIVING UND. INFLUENCE	28	1		27	24	4	28				
LIQUOR LAWS	7	1	1	5	7		7				
DISORDERLY CONDUCT	271	20	37	214	247	24	267	3			1
VAGRANCY											
ALL OTHER OFFENSES	573	350	44	179	491	82	567	6			
CURFEWS & LOITERING	2	2			2		2				
RUNAWAYS	83	83			33	50	83				
GRAND TOTALS:	1,833	582	235	1,016	1,520	313	1,796	31			6

AGE, SEX AND RACE OF PERSONS ARRESTED

AGENCY: WATERBURY P. D.

OFFENSE CLASSIFICATION	GRAND TOTAL	UNDER 16	16 & 17	18 & OVER	MALE	FEMALE	WHITE	BLACK	INDIAN	ORIENTAL	ALL OTHER
MURDER	6			6	5	1	3	3			
MANSLAUGHTER	1			1	1			1			
FORCIBLE RAPE	13			13	13		6	7			
ROBBERY	120	19	23	78	112	8	34	86			
ASSAULT-AGGRAVATED	113	7	12	94	93	20	66	47			
BURGLARY	324	78	43	203	313	11	216	108			
LARCENY	1,048	300	124	624	759	289	651	393	2		2
MOTOR VEHICLE THEFT	94	27	19	48	90	4	67	27			
ASSAULT-SIMPLE	558	60	45	453	470	88	352	206			
ARSON	13	3	3	7	11	2	12	1			
FORGERY & COUNTERFEIT	9		1	8	8	1	5	4			
FRAUD	77			77	63	14	58	19			
EMBEZZLEMENT											
STOLEN PROPERTY	3			3	2	1	2	1			
VANDALISM	351	97	47	207	325	26	291	60			
WEAPONS	83	2	4	77	78	5	55	28			
PROSTITUTION	55	1	1	53	7	48	22	33			
SEX OFFENSES	33	5	1	27	32	1	21	12			
NARCOTICS	288	12	31	245	258	30	208	80			
GAMBLING	23			23	21	2	22	1			
OFFENSES VS THE FAMILY	8			8	5	3	6	2			
DRIVING UND. INFLUENCE	94		4	90	87	7	84	10			
LIQUOR LAWS	16	2	1	13	12	4	13	3			
DISORDERLY CONDUCT	2,401	273	154	1,974	1,938	463	1,824	574	3		
VAGRANCY											
ALL OTHER OFFENSES	796	31	45	720	667	129	540	256			
CURFEWS & LOITERING											
RUNAWAYS	3	3			2	1	3				
GRAND TOTALS:	6,530	920	558	5,052	5,372	1,158	4,561	1,962	5		2



AGE, SEX AND RACE OF PERSONS ARRESTED

AGENCY: WATERFORD P. D.

OFFENSE CLASSIFICATION	GRAND TOTAL	UNDER 16	16 & 17	18 & OVER	MALE	FEMALE	WHITE	BLACK	INDIAN	ORIENTAL	ALL OTHER
MURDER											
MANSLAUGHTER	1			1	1		1				
FORCIBLE RAPE											
ROBBERY	1			1	1		1				
ASSAULT-AGGRAVATED	2		2		2		2				
BURGLARY	30	2	5	23	29	1	29	1			
LARCENY	121	13	19	89	81	40	110	11			
MOTOR VEHICLE THEFT	4			4	4		4				
ASSAULT-SIMPLE	11		1	10	10	1	10	1			
ARSON	2		2		2		2				
FORGERY & COUNTERFEIT	9			9	7	2	9				
FRAUD	28			28	14	14	21	7			
EMBEZZLEMENT											
STOLEN PROPERTY											
VANDALISM	14	4	3	12	19		19				
WEAPONS	4			4	4		4				
PROSTITUTION											
SEX OFFENSES	6	1	2	3	6		6				
NARCOTICS	39	2	3	34	35	4	37	2			
GAMBLING	9			9	7	2	8	1			
OFFENSES VS THE FAMILY	2			2	1	1	2				
DRIVING UND. INFLUENCE	66			66	61	5	66				
LIQUOR LAWS	8	2	3	3	5	3	8				
DISORDERLY CONDUCT	109	11	7	91	99	10	107	2			
VAGRANCY											
ALL OTHER OFFENSES	99	3	4	92	86	13	94	5			
CURFEWS & LOITERING	3	3			1	2	2	1			
RUNAWAYS	5	5			2	3	5				
GRAND TOTALS:	578	46	51	481	477	101	547	31			

AGE, SEX AND RACE OF PERSONS ARRESTED

AGENCY: WATERTOWN P.D.

OFFENSE CLASSIFICATION	GRAND TOTAL	UNDER 16	16 & 17	18 & OVER	MALE	FEMALE	WHITE	BLACK	INDIAN	ORIENTAL	ALL OTHER
MURDER											
MANSLAUGHTER											
FORCIBLE RAPE											
ROBBERY	2			2	2			2			
ASSAULT-AGGRAVATED	16	1	3	12	15	1	16				
BURGLARY	41	8	7	26	40	1	39	2			
LARCENY	61	6	8	47	44	17	52	9			
MOTOR VEHICLE THEFT	2		1	1	1	1	2				
ASSAULT-SIMPLE	9		3	6	9		9				
ARSON											
FORGERY & COUNTERFEIT	2		1	1	2		2				
FRAUD	2			2	1	1	1				1
EMBEZZLEMENT											
STOLEN PROPERTY											
VANDALISM	1			1	1		1				
WEAPONS	5		1	4	5		5				
PROSTITUTION											
SEX OFFENSES	6	5		1	6		6				
NARCOTICS	9		2	7	8	1	9				
GAMBLING											
OFFENSES VS THE FAMILY	1			1		1	1				
DRIVING UND. INFLUENCE	26			26	20	6	26				
LIQUOR LAWS											
DISORDERLY CONDUCT	57		4	53	50	7	54	1			2
VAGRANCY											
ALL OTHER OFFENSES	70	7	13	50	59	11	70				
CURFEWS & LOITERING											
RUNAWAYS	3	2	1		2	1	3				
GRAND TOTALS:	313	29	44	240	265	48	296	14			3

AGE, SEX AND RACE OF PERSONS ARRESTED

AGENCY: WEST HARTFORD P.D.

OFFENSE CLASSIFICATION	GRAND TOTAL	UNDER 16	16 & 17	18 & OVER	MALE	FEMALE	WHITE	BLACK	INDIAN	ORIENTAL	ALL OTHER
MURDER	2			2	2		2				
MANSLAUGHTER											
FORCIBLE RAPE	2			2	2		1	1			
ROBBERY	38	14	2	11	38		27	11			
ASSAULT-AGGRAVATED	18	11	3	4	13	5	14	4			
BURGLARY	132	60	19	53	131	1	103	28			1
LARCENY	876	233	91	552	556	320	582	287	3	1	3
MOTOR VEHICLE THEFT	57	40	8	9	49	8	41	12			4
ASSAULT-SIMPLE	74	14	5	55	64	10	69	5			
ARSON	20	20			19	1	19	1			
FORGERY & COUNTERFEIT	11			11	9	2	4	7			
FRAUD	48			48	34	14	32	16			
EMBEZZLEMENT	1			1	1		1				
STOLEN PROPERTY											
VANDALISM	79	47	9	23	68	11	74	5			
WEAPONS	40	24	1	15	39	1	35	5			
PROSTITUTION											
SEX OFFENSES	9	3		6	9		7	2			
NARCOTICS	87	30	11	46	74	13	81	6			
GAMBLING	1			1	1			1			
OFFENSES VS THE FAMILY											
DRIVING UND. INFLUENCE	28		1	27	25	3	27	1			
LIQUOR LAWS	17	7	5	5	14	3	16	1			
DISORDERLY CONDUCT	164	37	9	118	132	32	146	18			
VAGRANCY	2		2		2		2				
ALL OTHER OFFENSES	210	140	8	62	168	42	196	14			
CURFEWS & LOITERING	26	26			23	3	25	1			
RUNAWAYS	93	93			29	64	83	8		1	1
GRAND TOTALS:	2,035	799	174	1,062	1,502	533	1,587	434	3	2	9

AGE, SEX AND RACE OF PERSONS ARRESTED

AGENCY: WEST HAVEN P.D.

OFFENSE CLASSIFICATION	GRAND TOTAL	UNDER 16	16 & 17	18 & OVER	MALE	FEMALE	WHITE	BLACK	INDIAN	ORIENTAL	ALL OTHER
MURDER											
MANSLAUGHTER	1			1		1	1				
FORCIBLE RAPE	2			2	2		2				
ROBBERY	48	8	7	33	45	3	21	26	1		
ASSAULT-AGGRAVATED	14	1	1	12	12	2	9	5			
BURGLARY	111	46	17	48	102	9	86	25			
LARCENY	249	33	41	175	228	21	185	64			
MOTOR VEHICLE THEFT	28	5	6	17	26	2	18	10			
ASSAULT-SIMPLE	185	15	11	159	177	8	157	28			
ARSON	8	4	1	3	7	1	3	5			
FORGERY & COUNTERFEIT	14	2		12	13	1	11	3			
FRAUD	40			40	27	13	34	6			
EMBEZZLEMENT											
STOLEN PROPERTY											
VANDALISM	131	26	29	76	124	7	116	14		1	
WEAPONS	48	3	5	40	47	1	36	12			
PROSTITUTION											
SEX OFFENSES	15			15	15		13	2			
NARCOTICS	60	8	6	46	54	6	55	5			
GAMBLING											
OFFENSES VS THE FAMILY	5			5	3	2	5				
DRIVING UND. INFLUENCE	36			36	30	6	33	3			
LIQUOR LAWS	15		1	14	15		15				
DISORDERLY CONDUCT	665	44	109	512	562	103	600	65			
VAGRANCY											
ALL OTHER OFFENSES	341	59	42	240	291	50	311	30			
CURFEWS & LOITERING	2	2			2			2			
RUNAWAYS											
GRAND TOTALS:	2,018	256	276	1,486	1,782	236	1,711	305	1	1	

AGE, SEX AND RACE OF PERSONS ARRESTED

AGENCY: WESTON P.D.

OFFENSE CLASSIFICATION	GRAND TOTAL	UNDER 16	16 & 17	18 & OVER	MALE	FEMALE	WHITE	BLACK	INDIAN	ORIENTAL	ALL OTHER
MURDER											
MANSLAUGHTER											
FORCIBLE RAPE											
ROBBERY	2			2	2		2				
ASSAULT-AGGRAVATED	7	4	1	2	5	2	7				
BURGLARY	36	4		32	35	1	33	1			2
LARCENY	20	6	3	11	15	5	19	1			
MOTOR VEHICLE THEFT	5		2	3	4	1	5				
ASSAULT-SIMPLE	1			1	1			1			
ARSON											
FORGERY & COUNTERFEIT	5			5	5		5				
FRAUD	3			3	3		3				
EMBEZZLEMENT											
STOLEN PROPERTY	14	4	5	5	13	1	12	2			
VANDALISM	21	4	6	11	20	1	21				
WEAPONS											
PROSTITUTION	2	1		1		2	2				
SEX OFFENSES	1			1	1		1				
NARCOTICS	9	2	1	6	9		9				
GAMBLING											
OFFENSES VS THE FAMILY											
DRIVING UND. INFLUENCE											
LIQUOR LAWS											
DISORDERLY CONDUCT	9	5		4	9		9				
VAGRANCY											
ALL OTHER OFFENSES	45	11	4	30	41	4	41	3			1
CURFEWS & LOITERING											
RUNAWAYS	2	2			1	1	2				
GRAND TOTALS:	182	43	22	117	164	18	171	8			3

AGE, SEX AND RACE OF PERSONS ARRESTED

AGENCY: WESTPORT P.D.

OFFENSE CLASSIFICATION	GRAND TOTAL	UNDER 16	16 & 17	18 & OVER	MALE	FEMALE	WHITE	BLACK	INDIAN	ORIENTAL	ALL OTHER
MURDER											
MANSLAUGHTER											
FORCIBLE RAPE	3			3	3		3				
ROBBERY	6			6	6		5	1			
ASSAULT-AGGRAVATED	3			3	3		3				
BURGLARY	46	1	7	38	44	2	43	3			
LARCENY	232	95	32	105	127	105	216	16			
MOTOR VEHICLE THEFT	35	10	7	18	32	3	27	8			
ASSAULT-SIMPLE	51	4	9	38	47	4	49	2			
ARSON											
FORGERY & COUNTERFEIT											
FRAUD	10			10	7	3	10				
EMBEZZLEMENT	1			1		1	1				
STOLEN PROPERTY											
VANDALISM	109	57	21	31	101	8	108		1		
WEAPONS	18		5	13	18		18				
PROSTITUTION											
SEX OFFENSES	2			2	2		2				
NARCOTICS	62	28	2	32	47	15	62				
GAMBLING											
OFFENSES VS THE FAMILY											
DRIVING UND. INFLUENCE											
LIQUOR LAWS	82	26	52	4	51	31	82				
DISORDERLY CONDUCT	168	32	36	100	143	25	164	4			
VAGRANCY											
ALL OTHER OFFENSES	33	2	6	25	31	2	32		1		
CURFEWS & LOITERING											
RUNAWAYS	2	2				2	2				
GRAND TOTALS:	863	257	177	429	662	201	827	34	2		

AGE, SEX AND RACE OF PERSONS ARRESTED

AGENCY: WETHERSFIELD P.D.

OFFENSE CLASSIFICATION	GRAND TOTAL	UNDER 16	16 & 17	18 & OVER	MALE	FEMALE	WHITE	BLACK	INDIAN	ORIENTAL	ALL OTHER
MURDER											
MANSLAUGHTER											
FORCIBLE RAPE											
ROBBERY	13			13	12	1	8	5			
ASSAULT-AGGRAVATED	36	1	7	28	30	6	28	8			
BURGLARY	35	16	4	15	33	2	35				
LARCENY	465	52	49	364	291	174	346	117		2	
MOTOR VEHICLE THEFT	3	3			3		3				
ASSAULT-SIMPLE	8	6		2	6	2	7	1			
ARSON	1	1			1		1				
FORGERY & COUNTERFEIT	14		1	13	11	3	11	3			
FRAUD	78			78	40	38	55	23			
EMBEZZLEMENT											
STOLEN PROPERTY											
VANDALISM	37	34		3	37		37				
WEAPONS	20		4	16	19	1	13	7			
PROSTITUTION	2			2		2	1	1			
SEX OFFENSES											
NARCOTICS	81	17	29	35	75	6	77	4			
GAMBLING											
OFFENSES VS THE FAMILY	1			1	1		1				
DRIVING UND. INFLUENCE	67		4	63	59	8	64	3			
LIQUOR LAWS	3		1	2	2	1	3				
DISORDERLY CONDUCT	62	11	8	43	53	9	55	7			
VAGRANCY											
ALL OTHER OFFENSES	137	9	30	98	122	15	118	19			
CURFEWS & LOITERING	1		1		1		1				
RUNAWAYS	19	19			8	11	17	2			
GRAND TOTALS:	1,083	169	138	776	804	279	881	200		2	

AGE, SEX AND RACE OF PERSONS ARRESTED

AGENCY: WILLIMANTIC P.D.

OFFENSE CLASSIFICATION	GRAND TOTAL	UNDER 16	16 & 17	18 & OVER	MALE	FEMALE	WHITE	BLACK	INDIAN	ORIENTAL	ALL OTHER
MURDER	1			1	1		1				
MANSLAUGHTER	1	1			1		1				
FORCIBLE RAPE											
ROBBERY	1			1	1		1				
ASSAULT-AGGRAVATED	20	3	2	15	17	3	20				
BURGLARY	65	16	17	32	64	1	64	1			
LARCENY	188	56	27	105	133	55	182	6			
MOTOR VEHICLE THEFT	34	6	5	23	32	2	32	2			
ASSAULT-SIMPLE	3	1		2	1	2	3				
ARSON	4			4	4		4				
FORGERY & COUNTERFEIT	7			7	6	1	5	2			
FRAUD	51			51	23	28	42	9			
EMBEZZLEMENT											
STOLEN PROPERTY											
VANDALISM	66	14	15	37	55	11	66				
WEAPONS	7	1	2	4	7		7				
PROSTITUTION											
SEX OFFENSES	3			3	3		3				
NARCOTICS	11	1	5	5	9	2	11				
GAMBLING											
OFFENSES VS THE FAMILY	2			2	2		2				
DRIVING UND. INFLUENCE	61			61	54	7	60	1			
LIQUOR LAWS	4			4	2	2	4				
DISORDERLY CONDUCT	297	17	29	251	256	41	292	5			
VAGRANCY											
ALL OTHER OFFENSES	88	15	3	70	64	24	81	7			
CURFEWS & LOITERING	9	2	7		9		9				
RUNAWAYS	2	2				2	2				
GRAND TOTALS:	825	135	112	678	744	181	892	33			



AGE, SEX AND RACE OF PERSONS ARRESTED

AGENCY: WILTON P.D.

OFFENSE CLASSIFICATION	GRAND TOTAL	UNDER 16	16 & 17	18 & OVER	MALE	FEMALE	WHITE	BLACK	INDIAN	ORIENTAL	ALL OTHER
MURDER											
MANSLAUGHTER											
FORCIBLE RAPE											
ROBBERY											
ASSAULT-AGGRAVATED	12		1	11	12		12				
BURGLARY	28	2	9	17	26	2	27	1			
LARCENY	56	6	19	31	49	7	56				
MOTOR VEHICLE THEFT	8	6	1	1	7	1	8				
ASSAULT-SIMPLE	6	2		4	6		6				
ARSON											
FORGERY & COUNTERFEIT	1			1	1		1				
FRAUD	3			3	3		3				
EMBEZZLEMENT											
STOLEN PROPERTY											
VANDALISM	1			1	1		1				
WEAPONS	2	1	1		2		2				
PROSTITUTION											
SEX OFFENSES	3		3		3		2	1			
NARCOTICS	11	1	3	7	11		11				
GAMBLING											
OFFENSES VS THE FAMILY											
DRIVING UND. INFLUENCE	10			10	10		10				
LIQUOR LAWS											
DISORDERLY CONDUCT	14	1	4	9	13	1	13	1			
VAGRANCY											
ALL OTHER OFFENSES	197	51	35	111	175	22	196	1			
CURFEWS & LOITERING											
RUNAWAYS											
GRAND TOTALS:	352	70	76	206	319	33	348	4			

AGE, SEX AND RACE OF PERSONS ARRESTED

AGENCY: WINDSOR P.D.

OFFENSE CLASSIFICATION	GRAND TOTAL	UNDER 16	16 & 17	18 & OVER	MALE	FEMALE	WHITE	BLACK	INDIAN	ORIENTAL	ALL OTHER
MURDER											
MANSLAUGHTER	1			1	1		1				
FORCIBLE RAPE	2	1		1	2		1	1			
ROBBERY	12	5	1	6	12		6	6			
ASSAULT-AGGRAVATED	50	13	3	34	42	8	27	23			
BURGLARY	19	10	6	3	18	1	13	6			
LARCENY	125	37	17	71	78	47	40	85			
MOTOR VEHICLE THEFT	18	4	7	7	17	1	11	6		1	
ASSAULT-SIMPLE	18	5	1	12	13	5	13	5			
ARSON	1	1			1			1			
FORGERY & COUNTERFEIT	2	1		1	2		1	1			
FRAUD	2			2	1	1	2				
EMBEZZLEMENT											
STOLEN PROPERTY											
VANDALISM	20	12	5	3	20		14	6			
WEAPONS	9	1		8	8	1	6	3			
PROSTITUTION	1			1	1		1				
SEX OFFENSES	5			5	5		4	1			
NARCOTICS	32	12	11	9	25	7	28	4			
GAMBLING											
OFFENSES VS THE FAMILY	6			6	6		5	1			
DRIVING UND. INFLUENCE	22		1	21	19	3	22				
LIQUOR LAWS	11	6		5	11		11				
DISORDERLY CONDUCT	57	5	8	44	47	10	44	13			
VAGRANCY	2	2			2		2				
ALL OTHER OFFENSES	60	7	4	49	52	8	46	14			
CURFEWS & LOITERING	2	2			2		2				
RUNAWAYS	11	11			7	4	8	3			
GRAND TOTALS:	488	135	64	289	392	96	308	179		1	

AGE, SEX AND RACE OF PERSONS ARRESTED

AGENCY: WINDSOR LOCKS P.D.

OFFENSE CLASSIFICATION	GRAND TOTAL	UNDER 16	16 & 17	18 & OVER	MALE	FEMALE	WHITE	BLACK	INDIAN	ORIENTAL	ALL OTHER
MURDER											
MANSLAUGHTER											
FORCIBLE RAPE											
ROBBERY											
ASSAULT-AGGRAVATED	16	2	2	12	15	1	15	1			
BURGLARY	41	8	9	24	37	4	36	5			
LARCENY	50	10	14	26	38	12	49				1
MOTOR VEHICLE THEFT	12	2	3	7	12		12				
ASSAULT-SIMPLE	19	2	2	15	16	3	18	1			
ARSON											
FORGERY & COUNTERFEIT	1			1	1			1			
FRAUD											
EMBEZZLEMENT											
STOLEN PROPERTY											
VANDALISM	22	3		19	20	2	21	1			
WEAPONS	13	3		10	13		13				
PROSTITUTION											
SEX OFFENSES	8			8	7	1	8				
NARCOTICS	70	6	17	47	62	8	70				
GAMBLING											
OFFENSES VS THE FAMILY	4			4	4		4				
DRIVING UND. INFLUENCE	128		1	127	120	8	125	3			
LIQUOR LAWS											
DISORDERLY CONDUCT	81	4	8	69	75	6	79	2			
VAGRANCY											
ALL OTHER OFFENSES	119	8	14	97	109	10	115	4			
CURFEWS & LOITERING											
RUNAWAYS											
GRAND TOTALS:	584	48	70	466	529	55	565	18			1

AGE, SEX AND RACE OF PERSONS ARRESTED

AGENCY: WINSTED P.D.

OFFENSE CLASSIFICATION	GRAND TOTAL	UNDER 16	16 & 17	18 & OVER	MALE	FEMALE	WHITE	BLACK	INDIAN	ORIENTAL	ALL OTHER
MURDER											
MANSLAUGHTER											
FORCIBLE RAPE											
ROBBERY	5		2	3	4	1	5				
ASSAULT-AGGRAVATED	17		2	15	17		16	1			
BURGLARY	30	1	7	22	30		30				
LARCENY	61	2	14	45	59	2	61				
MOTOR VEHICLE THEFT	9	5	4		9		9				
ASSAULT-SIMPLE	61		2	59	53	8	58	3			
ARSON	3		1	2	3		3				
FORGERY & COUNTERFEIT	10		6	4	8	2	10				
FRAUD	3			3		3	3				
EMBEZZLEMENT											
STOLEN PROPERTY											
VANDALISM	25		10	15	19	6	25				
WEAPONS	7		2	5	6	1	7				
PROSTITUTION											
SEX OFFENSES	1			1	1		1				
NARCOTICS	41	2	1	38	36	5	41				
GAMBLING	11			11	11		11				
OFFENSES VS THE FAMILY	4			4	4		4				
DRIVING UND. INFLUENCE	27			27	27		26	1			
LIQUOR LAWS	3		2	1	3		3				
DISORDERLY CONDUCT	204	1	21	182	188	16	202	2			
VAGRANCY											
ALL OTHER OFFENSES	51		2	49	49	2	50	1			
CURFEWS & LOITERING											
RUNAWAYS	3	3			1	2	3				
GRAND TOTALS:	576	14	76	486	528	48	568	8			

AGENCY: WOLCOTT P.D.

AGE, SEX AND RACE OF PERSONS ARRESTED

OFFENSE CLASSIFICATION	GRAND TOTAL	UNDER 16	16 & 17	18 & OVER	MALE	FEMALE	WHITE	BLACK	INDIAN	ORIENTAL	ALL OTHER
MURDER											
MANSLAUGHTER											
FORCIBLE RAPE											
ROBBERY	12	1	2	9	11	1	8	3			1
ASSAULT-AGGRAVATED	2			2	2		2				
BURGLARY	44	29	6	9	42	2	43	1			
LARCENY	68	23	18	27	66	2	64	4			
MOTOR VEHICLE THEFT											
ASSAULT-SIMPLE	10	2		8	9	1	9	1			
ARSON	1			1	1		1				
FORGERY & COUNTERFEIT	1			1	1		1				
FRAUD	3			3	2	1	3				
EMBEZZLEMENT											
STOLEN PROPERTY											
VANDALISM	35	24	3	8	35		35				
WEAPONS	2	2			2		2				
PROSTITUTION											
SEX OFFENSES	3	1	1	1	3		3				
NARCOTICS	17	2	5	10	17		13	4			
GAMBLING											
OFFENSES VS THE FAMILY											
DRIVING UND. INFLUENCE	25		2	23	24	1	25				
LIQUOR LAWS	11		5	6	10	1	11				
DISORDERLY CONDUCT	108	21	11	76	93	15	108				
VAGRANCY											
ALL OTHER OFFENSES	98	37	16	45	82	16	97	1			
CURFEWS & LOITERING											
RUNAWAYS	5	5			5		5				
GRAND TOTALS:	445	147	69	229	405	40	430	14			1

AGENCY: WOODBRIDGE P.D.

AGE, SEX AND RACE OF PERSONS ARRESTED

OFFENSE CLASSIFICATION	GRAND TOTAL	UNDER 16	16 & 17	18 & OVER	MALE	FEMALE	WHITE	BLACK	INDIAN	ORIENTAL	ALL OTHER
MURDER											
MANSLAUGHTER											
FORCIBLE RAPE											
ROBBERY	3			3	3			3			
ASSAULT-AGGRAVATED	4			4	4		4				
BURGLARY	26	2	2	22	26		13	13			
LARCENY	6			6	5	1	3	3			
MOTOR VEHICLE THEFT	2			2	2		2				
ASSAULT-SIMPLE											
ARSON											
FORGERY & COUNTERFEIT	1			1	1			1			
FRAUD	2			2		2	2				
EMBEZZLEMENT											
STOLEN PROPERTY											
VANDALISM	1		1		1		1				
WEAPONS	8			8	7	1	8				
PROSTITUTION											
SEX OFFENSES											
NARCOTICS	6		2	4	4	2	6				
GAMBLING											
OFFENSES VS THE FAMILY											
DRIVING UND. INFLUENCE	2			2	2		2				
LIQUOR LAWS											
DISORDERLY CONDUCT	33	1	1	31	28	5	29	4			
VAGRANCY											
ALL OTHER OFFENSES	42		3	39	30	12	40	2			
CURFEWS & LOITERING											
RUNAWAYS											
GRAND TOTALS:	136	3	9	124	113	23	110	26			

AGE, SEX AND RACE OF PERSONS ARRESTED

AGENCY: STATE POLICE

OFFENSE CLASSIFICATION	GRAND TOTAL	UNDER 16	16 & 17	18 & OVER	MALE	FEMALE	WHITE	BLACK	INDIAN	ORIENTAL	ALL OTHER
MURDER	5			5	5		5				
MANSLAUGHTER	11		3	8	11		11				
FORCIBLE RAPE	47	6	4	37	47		42	3			2
ROBBERY	38	4	2	32	37	1	33	5			
ASSAULT-AGGRAVATED	253	12	22	219	241	12	203	38			12
BURGLARY	565	116	139	310	520	45	534	20			11
LARCENY	693	98	114	481	558	135	647	31			15
MOTOR VEHICLE THEFT	54	39	2	13	49	5	52	1			1
ASSAULT-SIMPLE	2			2	2			2			
ARSON	12	4	1	7	10	2	12				
FORGERY & COUNTERFEIT	8	1		7	8		8				
FRAUD	84			84	56	28	80	3			1
EMBEZZLEMENT	6			6	4	2	6				
STOLEN PROPERTY	34	6	3	25	30	4	27	6			1
VANDALISM	318	56	73	189	287	31	306	8			4
WEAPONS	80	3	11	66	79	1	69	10			1
PROSTITUTION											
SEX OFFENSES	48	3	6	39	46	2	45	3			
NARCOTICS	346	27	34	285	292	54	294	42			10
GAMBLING	58			58	56	2	57	1			
OFFENSES VS THE FAMILY	22		1	21	16	6	22				
DRIVING UND. INFLUENCE	265		9	256	247	18	262	2			1
LIQUOR LAWS	15	2	3	10	13	2	14	1			
DISORDERLY CONDUCT	695	49	67	579	611	84	671	20	2		2
VAGRANCY											
ALL OTHER OFFENSES	648	81	46	521	551	97	569	76	1		2
CURFEWS & LOITERING	1		1		1		1				
RUNAWAYS	50	50			19	31	44	6			
GRAND TOTALS:	4,358	557	541	3,260	3,796	562	4,014	278	3		63

CENTRAL CONNECTICUT  
 AGENCY: STATE COLLEGE P.D.

AGE, SEX AND RACE OF PERSONS ARRESTED

OFFENSE CLASSIFICATION	GRAND TOTAL	UNDER 16	16 & 17	18 & OVER	MALE	FEMALE	WHITE	BLACK	INDIAN	ORIENTAL	ALL OTHER
MURDER											
MANSLAUGHTER											
FORCIBLE RAPE											
ROBBERY											
ASSAULT-AGGRAVATED	4			4	4		4				
BURGLARY	2		1	1	1	1		2			
LARCENY	14			14	14		12	2			
MOTOR VEHICLE THEFT											
ASSAULT-SIMPLE	1			1	1		1				
ARSON	1			1	1		1				
FORGERY & COUNTERFEIT											
FRAUD											
EMBEZZLEMENT											
STOLEN PROPERTY											
VANDALISM	6		1	5	5	1	6				
WEAPONS	2			2	2		2				
PROSTITUTION											
SEX OFFENSES											
NARCOTICS	10			10	10		10				
GAMBLING											
OFFENSES VS THE FAMILY											
DRIVING UND. INFLUENCE											
LIQUOR LAWS											
DISORDERLY CONDUCT	12			12	12		11	1			
VAGRANCY											
ALL OTHER OFFENSES	22		1	21	21	1	15	7			
CURFEWS & LOITERING											
RUNAWAYS											
GRAND TOTALS:	74		3	71	71	3	62	12			



EASTERN CONNECTICUT  
 AGENCY: STATE COLLEGE P.D.

AGE, SEX AND RACE OF PERSONS ARRESTED

OFFENSE CLASSIFICATION	GRAND TOTAL	UNDER 16	16 & 17	18 & OVER	MALE	FEMALE	WHITE	BLACK	INDIAN	ORIENTAL	ALL OTHER
MURDER											
MANSLAUGHTER											
FORCIBLE RAPE											
ROBBERY											
ASSAULT-AGGRAVATED											
BURGLARY	1			1	1		1				
LARCENY	2			2	1	1	2				
MOTOR VEHICLE THEFT											
ASSAULT-SIMPLE	1			1	1			1			
ARSON											
FORGERY & COUNTERFEIT											
FRAUD											
EMBEZZLEMENT											
STOLEN PROPERTY											
VANDALISM											
WEAPONS											
PROSTITUTION											
SEX OFFENSES											
NARCOTICS	3			3	2	1	2	1			
GAMBLING											
OFFENSES VS. THE FAMILY											
DRIVING UND. INFLUENCE	2			2	2		2				
LIQUOR LAWS											
DISORDERLY CONDUCT	4			4	3	1	3	1			
VAGRANCY											
ALL OTHER OFFENSES	6		1	5	4	2	6				
CURFEWS & LOITERING											
RUNAWAYS											
GRAND TOTALS:	19		1	18	14	5	16	3			

AGE, SEX AND RACE OF PERSONS ARRESTED

AGENCY:UCONN (STORRS)

OFFENSE CLASSIFICATION	GRAND TOTAL	UNDER 16	16 & 17	18 & OVER	MALE	FEMALE	WHITE	BLACK	INDIAN	ORIENTAL	ALL OTHER
MURDER											
MANSLAUGHTER											
FORCIBLE RAPE											
ROBBERY	3	1		2	3		3				
ASSAULT-AGGRAVATED	3			3	3		2			1	
BURGLARY	3			3	3		2	1			
LARCENY	67			67	52	15	56	10		1	
MOTOR VEHICLE THEFT	2			2	2		1	1			
ASSAULT-SIMPLE	1			1	1		1				
ARSON	2			2	2		2				
FORGERY & COUNTERFEIT											
FRAUD	8			8	4	4	5	3			
EMBEZZLEMENT											
STOLEN PROPERTY											
VANDALISM	13			13	13		13				
WEAPONS	2			2	2		2				
PROSTITUTION											
SEX OFFENSES	2			2	2		1	1			
NARCOTICS	10	1		9	10		8	2			
GAMBLING											
OFFENSES VS THE FAMILY											
DRIVING UND. INFLUENCE	6			6	6		6				
LIQUOR LAWS											
DISORDERLY CONDUCT	22			22	21	1	18	4			
VAGRANCY											
ALL OTHER OFFENSES	12			12	12		12				
CURFEWS & LOITERING											
RUNAWAYS											
GRAND TOTALS:	156	2		154	136	20	132	22		2	

UNIVERSITY OF CONN.  
 AGENCY: HEALTH CENTER P.D.

AGE, SEX AND RACE OF PERSONS ARRESTED

OFFENSE CLASSIFICATION	GRAND TOTAL	UNDER 16	16 & 17	18 & OVER	MALE	FEMALE	WHITE	BLACK	INDIAN	ORIENTAL	ALL OTHER
MURDER											
MANSLAUGHTER											
FORCIBLE RAPE											
ROBBERY				1							
ASSAULT-AGGRAVATED											
BURGLARY											
LARCENY	1			1		1	1				
MOTOR VEHICLE THEFT											
ASSAULT-SIMPLE											
ARSON											
FORGERY & COUNTERFEIT											
FRAUD											
EMBEZZLEMENT											
STOLEN PROPERTY											
VANDALISM											
WEAPONS											
PROSTITUTION											
SEX OFFENSES											
NARCOTICS	3			3	3		3				
GAMBLING											
OFFENSES VS THE FAMILY											
DRIVING UND. INFLUENCE											
LIQUOR LAWS											
DISORDERLY CONDUCT											
VAGRANCY											
ALL OTHER OFFENSES											
CURFEWS & LOITERING											
RUNAWAYS											
GRAND TOTALS:	4			4	4		4				

LAW  
 ENFORCEMENT  
 OFFICERS  
 KILLED  
 or  
 ASSAULTED

# LAW OFFICERS ASSAULTED

LAW ENFORCEMENT OFFICERS KILLED

BY FELONIOUS ACT

BY ACCIDENT OR NEGLIGENCE

1979

1980

1979

1980

0

1

0

1

**ACTIVITY AT THE TIME OF THE ASSAULT**

TYPE OF ACTIVITY	NUMBER ASSAULTED	PERCENT DISTRIBUTION	PERCENT CLEARED
1. RESPONDING TO "DISTURBANCE" CALLS (FAMILY QUARRELS, MAN WITH GUN, ETC.)	233	24.0	99.1
2. BURGLARIES IN PROGRESS OR PURSUING BURGLARY SUSPECTS	18	1.8	100.0
3. ROBBERIES IN PROGRESS OR PURSUING ROBBERY SUSPECTS	10	1.0	100.0
4. ATTEMPTING OTHER ARRESTS	285	29.3	96.5
5. CIVIL DISORDER (RIOT, MASS DISOBEDIENCE)	21	2.2	81.0
6. HANDLING, TRANSPORTING, CUSTODY OF PRISONERS	168	17.3	94.0
7. INVESTIGATING SUSPICIOUS PERSONS OR CIRCUMSTANCES	49	5.0	98.0
8. AMBUSH - NO WARNING	18	1.8	77.8
9. MENTALLY DERANGED	16	1.6	68.8
10. TRAFFIC PURSUITS & STOPS	114	11.9	95.7
11. ALL OTHER	40	4.1	100.0
<b>TOTAL</b>	<b>974</b>	<b>100.0</b>	<b>95.8</b>

INJURIES TO LAW ENFORCEMENT OFFICERS

OFFICERS WITH INJURIES

OFFICERS WITHOUT INJURIES

1979

1980

1979

1980

686

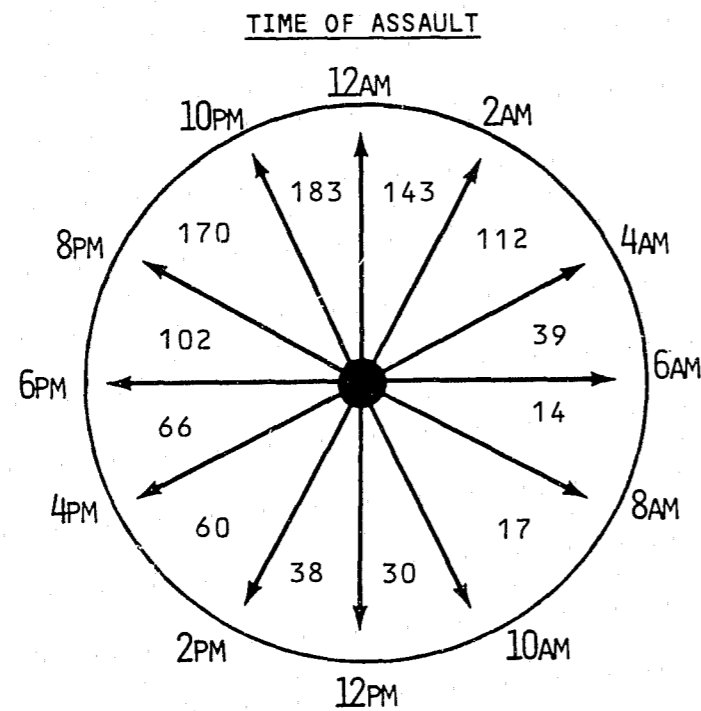
612

312

362

# LAW OFFICERS ASSAULTED

ASSIGNMENT	NUMBER	% DIST.
TWO-MAN VEHICLE	126	12.9
ONE-MAN VEHICLE		
ALONE	149	15.3
ASSISTED	523	53.7
DETECTIVE		
ALONE	10	1.0
ASSISTED	19	2.0
OTHER		
ALONE	47	4.8
ASSISTED	100	10.3
<b>TOTAL</b>	<b>974</b>	<b>100.0</b>



WEAPON USED	NUMBER	PERCENT DISTRIBUTION
FIREARM .....	12	1.2
KNIFE, CUTTING INSTRUMENT .....	13	1.3
OTHER DANGEROUS WEAPON .....	77	7.9
HANDS, FISTS, FEET, ETC.....	872	89.6
<b>TOTAL</b>	<b>974</b>	<b>100.0</b>

LAW  
ENFORCEMENT  
EMPLOYEE  
DATA

# POLICE EMPLOYEE DATA

AS OF OCTOBER 31, 1980, 96 AGENCIES COVERING MORE THAN 3,095,224 CONNECTICUT RESIDENTS REPORTED A TOTAL OF 6,459 FULL-TIME LAW ENFORCEMENT OFFICERS. WHEN FULL-TIME CIVILIANS ARE INCLUDED, THE TOTAL COUNT IS 7,658 LAW ENFORCEMENT EMPLOYEES.

SERIOUS CONSIDERATION SHOULD BE GIVEN BEFORE MAKING COMPARISONS IN POLICE STRENGTH FROM ONE MUNICIPALITY TO ANOTHER. THERE ARE MANY FACTORS THAT AFFECT THE NEED FOR POLICE SERVICE. FOR EXAMPLE, THE NEED FOR LAW ENFORCEMENT SERVICE IN A SEASONAL OR HIGHLY MOBILE COMMUNITY DIFFERS FROM A LOCALE WHOSE POPULATION IS STABLE. OTHER FACTORS THAT AFFECT POLICE SERVICE ARE GEOGRAPHIC LOCATION, DENSITY OF POPULATION, NEARBY URBAN AREAS, AND COMMUNITY INTEREST IN LAW ENFORCEMENT.

## 1980 SUMMARY ANALYSIS

LAW ENFORCEMENT AGENCIES IN THE STATE REPORTED A TOTAL OF 7,658 FULL-TIME POLICE EMPLOYEES FOR 1980.

THERE WERE 6,459 SWORN POLICE OFFICERS EMPLOYED BY LAW ENFORCEMENT AGENCIES, 84.3% OF THE TOTAL LAW ENFORCEMENT EMPLOYEES.

FULL-TIME CIVILIAN EMPLOYEES WERE REPORTED AT 1,199, 15.7% OF TOTAL LAW ENFORCEMENT EMPLOYEES.

96.9% OF ALL FULL-TIME LAW OFFICERS WERE MALE, 3.1% WERE FEMALE.

61.9% OF ALL FULL-TIME CIVILIANS WERE FEMALE, 38.1 WERE MALE.

OF THE 6,459 FULL-TIME SWORN POLICE OFFICERS, 86.5 WERE MUNICIPAL AND 13.5% WERE STATE POLICE.

\*TOWN POPULATIONS ON THE FOLLOWING PAGES WERE APRIL 1, 1980, PRELIMINARY POPULATION COUNTS FURNISHED BY THE BUREAU OF CENSUS.


DEPARTMENT	POPULATION	EMPLOYEES RATE PER 1000 POP.	TOTAL	SWORN		CIVILIAN	
				MALE	FEMALE	MALE	FEMALE
<u>FAIRFIELD COUNTY</u>							
BETHEL	15,730	2.03	32	27	1	2	2
BRIDGEPORT	142,459	2.76	394	359	15	13	7
BROOKFIELD	12,647	2.21	28	21	1	1	5
DANBURY	59,303	1.90	113	103	4	1	5
DARIEN	18,808	2.49	47	42	0	1	4
EASTON	5,931	2.02	12	9	2	0	1
FAIRFIELD	54,699	1.93	106	99	0	3	4
GREENWICH	58,677	3.01	177	144	3	16	14
MONROE	13,952	2.58	36	29	1	0	6
NEW CANAAN	17,845	2.52	45	41	0	1	3
NEWTOWN	18,799	1.91	36	25	1	5	5
NORWALK	76,730	2.42	186	147	9	10	20
RIDGEFIELD	20,035	1.84	37	30	2	2	3
SHELTON	31,401	1.33	42	37	1	2	2
STAMFORD	101,636	2.53	258	230	8	2	18
STRATFORD	50,533	2.17	110	95	1	2	12
TRUMBULL	33,011	2.05	68	55	0	3	10
WESTON	8,011	1.62	13	12	0	0	1
WESTPORT	25,317	3.35	85	70	0	8	7
WILTON	15,169	2.17	33	29	1	2	1
<u>LITCHFIELD COUNTY</u>							
NEW MILFORD	19,316	1.60	31	27	1	2	1
PLYMOUTH	10,745	1.20	13	12	0	0	1
THOMASTON	6,240	2.08	13	9	0	2	2
TORRINGTON	30,982	2.25	70	64	1	3	2
WATERTOWN	19,485	1.64	32	29	1	0	2
WINSTED	11,882	2.10	25	21	0	2	2
<u>MIDDLESEX COUNTY</u>							
CLINTON	11,224	1.87	21	19	0	1	1
EAST HAMPTON	8,584	1.28	11	8	0	0	3
MIDDLETOWN	39,030	2.22	87	79	2	3	3
OLD SAYBROOK	9,343	2.67	25	20	2	1	2
<u>WINDHAM COUNTY</u>							
DANIELSON	4,557	2.41	11	10	0	1	0
PUTNAM	6,857	2.33	16	15	0	0	1
WILLIMANTIC	14,636	2.25	33	26	3	1	3
EASTERN CT ST. COLLEGE	*		7	7	0	0	1

DEPARTMENT	POPULATION	EMPLOYEES PER 1000 POP.	RATE POP.	TOTAL	SWORN		CIVILIAN	
					MALE	FEMALE	MALE	FEMALE
<u>NEW LONDON COUNTY</u>								
GROTON CITY	10,091	2.87		29	27	0	0	2
GROTON LONG POINT	827	4.72		4	4	0	0	0
GROTON TOWN	40,995	1.21		50	44	1	1	4
JEWETT CITY	3,290	2.12		7	4	0	0	3
NEW LONDON	28,907	2.73		79	73	1	2	3
NORWICH	38,052	1.94		74	63	2	5	4
STONINGTON	16,242	1.97		32	28	1	1	2
WATERFORD	17,809	2.24		40	36	0	0	4
<u>TOLLAND COUNTY</u>								
COVENTRY	8,890	1.34		12	9	0	0	3
STAFFORD SPRINGS	3,375	2.07		7	6	1	0	0
VERNON	28,007	1.96		55	43	1	5	6
UCONN (STORRS)	*			41	31	8	0	2
<u>HARTFORD COUNTY</u>								
AVON	11,226	2.93		33	29	1	1	2
BERLIN	15,141	2.31		35	33	0	0	2
BLOOMFIELD	18,595	2.95		55	44	4	1	6
BRISTOL	57,177	1.73		99	88	2	3	6
CANTON	7,650	2.22		17	12	0	2	3
EAST HARTFORD	52,554	2.37		125	105	4	4	12
EAST WINDSOR	8,944	1.45		13	7	1	2	3
ENFIELD	42,709	2.27		97	75	2	8	12
FARMINGTON	16,410	2.19		36	29	2	1	4
GLASTONBURY	24,276	2.10		51	36	3	3	9
GRANBY	7,935	1.51		12	10	1	1	0
HARTFORD	136,320	3.43		468	390	12	12	54
MANCHESTER	49,802	2.22		111	89	3	11	8
NEW BRITAIN	73,674	2.19		162	145	0	8	9
NEWINGTON	28,839	1.80		52	39	1	7	5
PLAINVILLE	16,429	2.43		40	28	0	7	5
ROCKY HILL	14,569	2.33		34	24	2	3	5
SIMSBURY	19,810	1.61		32	30	1	1	0
SOUTH WINDSOR	17,204	1.80		31	22	2	3	4
SOUTHINGTON	36,747	1.38		51	48	1	0	2
SUFFIELD	9,313	1.61		15	12	0	1	2
WEST HARTFORD	61,342	2.42		149	122	6	3	18
WETHERSFIELD	26,029	1.76		46	36	1	3	6
WINDSOR	25,171	1.66		42	31	6	0	5



DEPARTMENT	POPULATION	EMPLOYEES PER 1000	RATE POP.	TOTAL	SWORN		CIVILIAN	
					MALE	FEMALE	MALE	FEMALE
<u>HARTFORD COUNTY (CONT.)</u>								
WINDSOR LOCKS	12,132	1.73		21	16	4	0	1
CENTRAL CT ST. COLLEGE	*			30	23	1	3	3
UCONN HEALTH CENTER	*			41	31	8	0	2
<u>NEW HAVEN COUNTY</u>								
ANSONIA	18,841	1.43		27	24	1	0	2
BRANFORD	22,847	1.40		32	31	0	0	1
CHESHIRE	21,545	1.71		37	31	0	3	3
DERBY	12,184	1.80		22	22	0	0	0
EAST HAVEN	24,978	2.04		51	46	0	2	3
GUILFORD	17,729	1.97		35	30	1	0	4
HAMDEN	51,015	2.01		103	88	3	3	9
MADISON	13,925	1.86		26	24	0	0	2
MERIDEN	56,506	1.87		106	88	4	1	13
MIDDLEBURY	5,927	2.26		12	10	0	0	2
MILFORD	50,886	2.35		120	106	1	1	12
NAUGATUCK	26,157	1.68		44	42	0	0	2
NEW HAVEN	125,787	4.03		507	425	16	27	39
NORTH BRANFORD	11,474	1.56		18	17	0	0	1
NORTH HAVEN	22,031	2.26		50	42	0	2	6
ORANGE	13,225	2.57		34	32	0	0	2
SEYMOUR	13,343	1.49		20	19	0	0	1
WALLINGFORD	36,704	1.98		73	59	1	3	10
WATERBURY	102,230	2.98		305	266	2	13	24
WEST HAVEN	53,128	2.14		114	97	2	2	13
WOLCOTT	12,949	1.69		22	20	1	0	1
WOODBIDGE	7,693	2.72		21	18	1	0	2
STATE POLICE	*			1,297	851	23	208	215
GRAND TOTALS				7,658	6,260	199	457	742

\* AGENCIES WITH NO MEASURABLE POPULATION



**END**