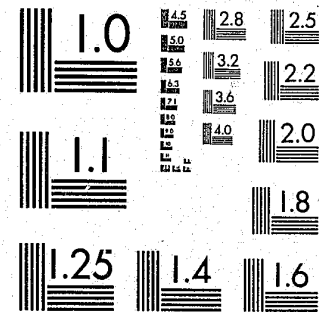


National Criminal Justice Reference Service



This microfiche was produced from documents received for inclusion in the NCJRS data base. Since NCJRS cannot exercise control over the physical condition of the documents submitted, the individual frame quality will vary. The resolution chart on this frame may be used to evaluate the document quality.



MICROCOPY RESOLUTION TEST CHART  
NATIONAL BUREAU OF STANDARDS-1963-A


Microfilming procedures used to create this fiche comply with the standards set forth in 41CFR 101-11.504.

Points of view or opinions stated in this document are those of the author(s) and do not represent the official position or policies of the U. S. Department of Justice.

National Institute of Justice  
United States Department of Justice  
Washington, D. C. 20531

5-13-82

81564  
49518



# Citizen's Guide to Crime Prevention

LET MADE POSSIBLE BY A GRANT FROM THE LAW ENFORCEMENT ASSISTANCE ADMINISTRATION,  
OFFICE OF COMMUNITY ANTI-CRIME.

A PROJECT OF THE CITYWIDE POLICE COMMITTEE OF THE  
INDEPENDENCE NEIGHBORHOOD COUNCILS

# Table of Contents . . .

Letter to Citizens of Independence .....3

Crime in Independence: Do we Have a Problem? .....4

Is There a Crime Problem in Your Neighborhood? .....5

To Be Unprepared is a Crime!!! .....6

Crime Prevention Tips: Home Security .....6

The Operation Crimestop Program .....10

Neighborhood Watch Program .....12

The No Nonsense Neighborhood Program .....14

Crime Prevention Tips for Senior Citizens .....15

Tips on Protection From Robbery and Purse Thefts .....16

Con Games Protection Tips .....17

Car Theft Prevention Tips .....18

Neighborhood Crime Prevention Activities .....20

Crime Prevention Resources of Independence Police Department .....22

Invitation to Join the Citizen's Crusade Against Crime .....23

Letter From Independence Police Chief .....24

CREDITS: We gratefully acknowledge the valuable support, ideas, materials and enthusiasm of the following groups and individuals for making this booklet possible: Law Enforcement Assistance Administration, Office of Community Anti-Crime, Mid America Regional Council (MARC), Shell Oil Company Crime Prevention Booklets, Jim Hayward, Crime Prevention Office, Independence Police Department, National Criminal Justice Referral Service. Limited extra copies of this booklet are available on request at the Neighborhood Council Service Center, 201 W. Maple, Independence Missouri 64050, (816) 833-4225.

# A Personal Letter to the Citizen's of Independence

All of us are wanting to live in a safe community—a community where we can raise our families and enjoy the friendship of pleasant good neighbors—a community where we can walk the street and patronize our businesses without fear for our property, our lives or the lives of our family.

We all tend to think that crime is something that happens to someone else. Victims of crime, we feel, are the "other people"—usually the unknown citizen who lives on the other block, or another neighborhood. It's other people, we often think, that are experiencing a crime problem. We may think that way until a next door neighbor's house is burglarized—our own neighborhood school is vandalized—our own home is broken into and valuables stolen...or until you or a member of your family is a crime victim. Then, we realize that crime is also our problem—not just someone else's concern.

We hope this Citizen's Guide will help you see that crime is a problem for all of us, regardless of where it is happening, or who the victims happen to be. Crime is a blight to our community, whether it happens in your neighborhood or mine. Our hope is that after reading this guide, you will share our concern and our hope. Our concern that crime needs to be stopped and our hope that it can and will be stopped—beginning with me and my neighborhood.

We invite you to become involved in a neighborhood-based citizen's crusade against crime. In this guide book you will read about many specific crime prevention activities that can and have been done effectively in neighborhoods. Many citizens have already joined the company of concerned neighbors who are determined that Independence should be and will be the safest city in the nation—and are actively engaged in specific anti-crime activities.

The name of the citizen's crusade is called No Nonsense Neighborhoods and is sponsored by the Citywide Police Committee of the Neighborhood Councils.

Whether or not your neighborhood participates will depend entirely on you and your neighbors. The choice is very clear: either we will decide to continue to be helpless victims at the mercy of the cunning criminal, or we will decide the time has come to organize and join with our neighbors to combat this rising problem in our neighborhoods!

We invite you to care enough about your family—your neighborhood—and your city—and become involved in making this the safest city in America. Remember, if it is to be, it is up to me!

Yours for a safe Independence,

*Tom*

Tom Cochran, President  
Independence Neighborhood Councils

*Jack*

Jack Choate, President  
Citywide Police Committee

P.S. For more information or assistance in getting something started in your neighborhood, call the Neighborhood Councils Service Center at 833-4225.

# Crime in Independence . . .

## Do We Have a Problem?

Some people think we do.

Others think there is no serious problem.

What do the facts, as compiled by the Independence Police Department, tell us about crime in Independence?

### FACT NUMBER ONE:

Last year there were over 1600 burglaries in Independence. This represents a 100% increase over the past few years!

### FACT NUMBER TWO:

There were 513 auto thefts last year, which is an average of more than 40 per month!

### FACT NUMBER THREE:

Each year there are an average of 1500 juveniles (age 16 or under) taken into custody for a wide range of violations. Juvenile crime has increased at an average of 10% a year for each of the past 10 years!

### FACT NUMBER FOUR:

There were 118 armed robberies in Independence last year.

### FACT NUMBER FIVE:

Last year there were 5543 crimes of burglary and larceny committed. That's an average of 461 burglaries and larcenies each month!

### FACT NUMBER SIX:

Last year there was a total of 9696 different crimes

committed in Independence!

What do the facts say to you? Clearly there seems to be a significant crime problem growing in our city.

Each month the Independence Police Department, Crime Prevention Division issues a monthly crime report by neighborhood showing the amount of crime in categories that occurred during that time. This information, summarized for 1979, is shown on the next page and clearly shows crime patterns in individual neighborhoods.

We recommend that each citizen contact their neighborhood Police chairman, Neighborhood President or the Neighborhood Council Service Center to find out the crime rate in your own neighborhood.

To help you better understand the categories of crime the following descriptions are provided:

**Robbery** is where a robber uses force, violence or the threat of violence to obtain something of value from a victim in the victims presence.

**Burglary** is the unlawful entry (usually by breaking in) of any structure, where the suspect has no right to be, to commit a theft.

**Larceny** is the taking, carrying, leading, riding or driving away the property of another (excluding Robbery, Burglary or Auto Theft).

**Arson** is the willful burning of something of value.

## Crime Fighting Resources at Your Neighborhood Council Service Center

### A. SLIDE SHOWS:

- How the "No Nonsense Neighborhood" Crime Prevention Program Operates
- Neighborhood Crime Prevention Activity Options
- Documentation of First Year of "No Nonsense" Project ready by 2/1/81.

### B. VIDEO TAPES (all 1/2", color tapes)

Each of the above slide shows will be available on video as well as special training sessions on the NEIGHBORHOOD WATCH program, OPERATION CRIMESTOP, AID TO VICTIMS Program, CRIMES AGAINST THE ELDERLY and CLERGY AGAINST CRIME program. All these tapes are available for reviewing at the Service Center. It is anticipated other special crime prevention video training tapes will be made from time to time.

### C. LITERATURE (in most cases limited free copies)

- Brochures for most of the "No Nonsense" activity options (see pages 20 and 21 in this book)

### b. Block Captains Manual

c. Neighborhood "We Care" kit, including vinyl phone book cover (\$1.50/kit)

d. Citizen's Guide to Crime Prevention

e. Other literature about successful crime prevention programs in other cities.

### D. CRIMESTOP KITS AND SUPPLIES

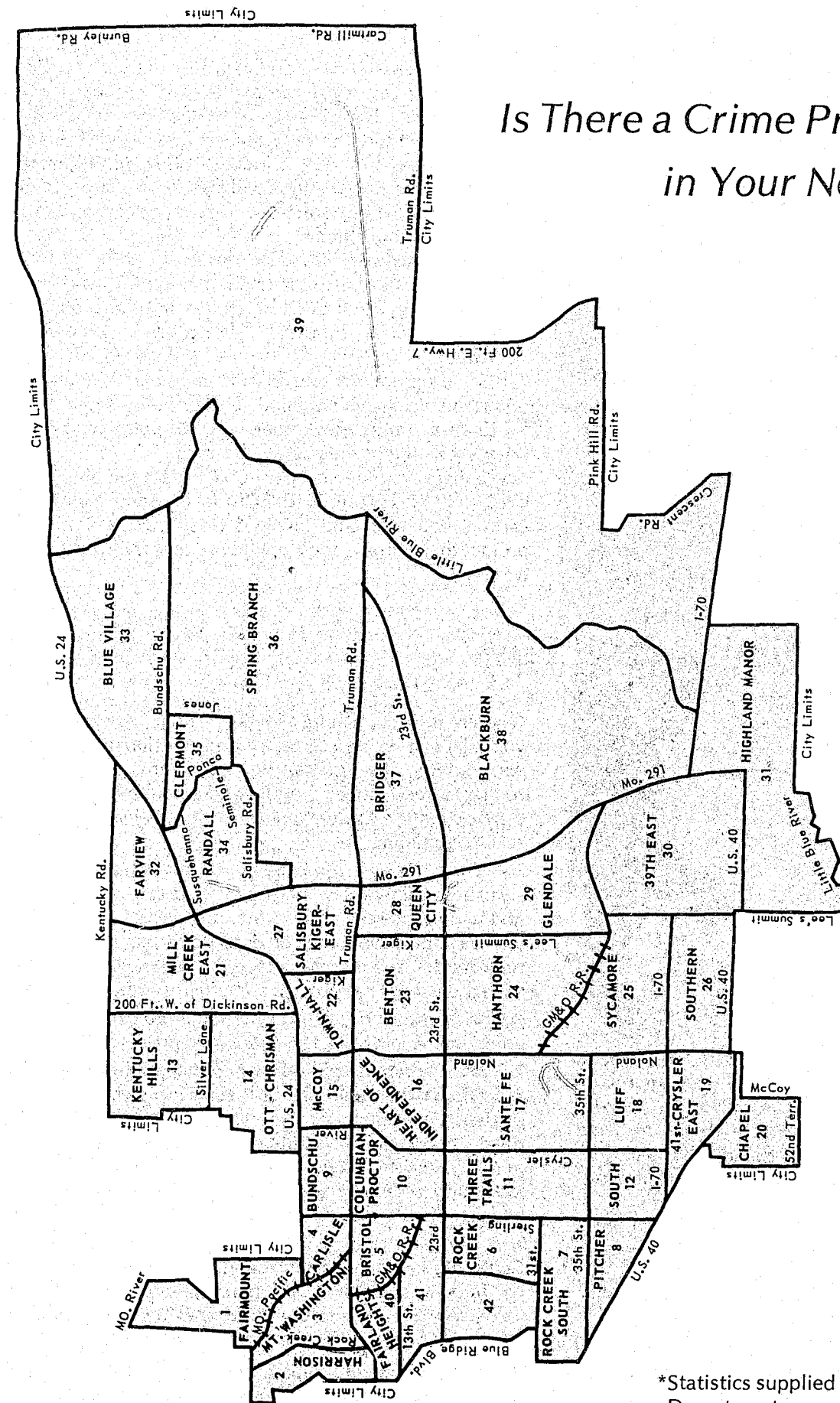
### E. "NO NONSENSE" PROMOTION ITEMS

- Bumper Stickers
- Decals
- Lapel Pins
- Identification Card
- Recognition Certificates

### F. TELENEIGHBOR TAPES

It is anticipated that a number of crime prevention tapes will be produced and available for anyone to call and listen to by dialing 833-1127.

## Is There a Crime Problem in Your Neighborhood?



NEIGHBORHOOD NO. (see map)	NO. OF CRIMES * IN 1979
1	212
2	142
3	285
4	184
5	172
6	133
7	191
8	408
9	182
10	323
11	208
12	239
13	98
14	383
15	214
16	595
17	274
18	217
19	230
20	129
21	148
22	256
23	369
24	473
25	482
26	350
27	157
28	75
29	171
30	89
31	173
32	179
33	178
34	370
35	110
36	22
37	151
38	674
39	42
40	121
41	165
42	127
<b>Total</b>	<b>9,696</b>

\*Statistics supplied by the Independence Police Department

## It's a Crime if We are not Prepared . . .

Most of the time crimes occur because we have been careless, unprepared and given little thought to protecting our property or ourselves. Experts tell us that most crimes are crimes of "opportunity"...that is they occur because the opportunity suddenly presents itself.

Crime Prevention is concerned with preventing and/or reducing the opportunity for crime...crime to our person, to our property, to our neighbors.

Attorney General of the State of Missouri, John Ashcroft, points out that citizens have become "victims of a painful paradox. On one hand, the financial resources, personnel, training and equipment devoted to law enforcement have increased enormously during the past several years. At the same time, crime has skyrocketed..." He goes on to say that most of the focus in the past has been on the apprehension and prosecution after the crime has occurred. He suggests that the primary goal of law enforcement agencies must now become crime prevention.

Some might say, let's give more money to the police department so they can do a better job. Larger budgets,

more patrolmen and more sophisticated equipment is not adequate nor any substitute for "Good Neighbor Power (GNP)". The GNP quotient of a neighborhood is the most effective force in combating crime, in partnership with the police. Where it is practiced through organized Good Neighbor Power, there will also exist a lower crime rate. Where it is not practiced, frequency of crimes will increase. It's that simple.

The best defense is a good offense. That's not only true for sports but also for crime prevention. Your best defense is organized good neighbors initiating on their own, with police support, specific crime prevention activities.

It's a program where everyone can help. Anyone can report suspicious activity and call the police immediately. Even a professional thief will not want to commit crimes if he thinks he's being observed.

We invite you to join THE FORCE. Not the Star Wars kind of FORCE, but THE FORCE of Good Neighbors caring, watching, and involved in specific activities to protect their family, their neighbors and their neighborhood.

## Crime Prevention Home Security Tips . . .

**First, let's talk about what security is.**



Home security comes in assorted sizes, shapes and colors. It includes things you can do: like improving locks, adding yard lighting, and installing an intruder alarm system. Just as important, are things to avoid doing. Things that tip off a cruising burglar that breaking into your home would be easy or profitable...worth his risk.

And that is the key to home security. If forcing entry into your home requires a lot of time, noise or effort...the risk looms higher than the probable reward. And your home will be passed by...in favor of something easier, less dangerous.

But if the risk seems small, if entry appears easy—and profitable—you're a good prospect for an intruder.

Here are five basic guidelines to help you put that fact into a usable perspective:

- 1. There is no such thing as total security.** Any measures you take can be countered by a professional, given the opportunity. Any lock can be forced, any alarm can be rendered ineffective. Anything created by technology can be countered by technology. And this leads us to our second guideline:
- 2. Security is an application of probabilities.** Your security objective is to increase the odds in your favor... and to decrease the odds in the intruder's favor. As you increase the probability of detection, you increase his risk. As the risk increases, the intruder will decide the odds are too unfavorable...and he'll pass you by.
- 3. The best security is prevention.** A quick and simple guideline: Avoid looking like a "good prospect."
- 4. Security increases in relation to the amount of money and effort expended.** The best security is your full-time presence in your home. The worst security is an open door. A practical solution is somewhere in the middle...in effectiveness and cost...and includes good locks and a "someone's home" appearance to your house.
- 5. A burglar wants to avoid confrontation if possible.** Confrontation increases the danger to him. In addition, if he injures someone, his penalty—after capture—is increased. Try to give the effect that detection by you, your neighbor or the police can't be avoided.

These are general guidelines. Have them in mind when you create your own security, within the framework of your needs and the costs involved.

## Home Security

**Q. What's the use? If a burglar wants in, he'll get in. Right?**

**A.** Not necessarily. Most burglars are amateurs in search of an "easy mark"—a house that can quickly be broken into. They're looking for valuable merchandise that can easily be removed and sold.

You can help take your house off the "easy mark" list by (1) making forced entry difficult, (2) keeping valuables in a safe deposit box at the bank, and (3) permanently marking other items with your driver's license number to make the merchandise easier to identify as stolen and, therefore, harder to sell.

These steps can make your house much less attractive to a prospective burglar. And just a little discouragement can send him off in search of an easier target.

**Q. My doors already have locks. What else do I need?**

**A.** Take a good look at those locks. Just because you can't get in without a key doesn't mean the same is true for a burglar: Some locked doors can be opened in seconds with just a plastic credit card.

If someone lived in the house or apartment before you, have the cylinders in the locks changed. It doesn't cost much, and it's just as effective as putting in new locks.

Check your windows, sliding glass doors and garage. They should be kept securely locked at all times when not in use. If your garage is attached to your house, the door between them should be locked as securely as any exterior door. Check the chart for some of the safer locks to use.

A lock is only as good as what it's attached to. Doors should be solid core or metal. And when screwing into door and window frames, use 2" to 2½" screws to reach into the solid wood studs behind the frames. Then use your locks. Even if you only leave the house for a few moments, lock up behind you. And don't hide a key outside the house.

**Q. Why lock windows? Won't a burglar just break the glass?**

**A.** Burglars don't want to be seen or heard, so they usually won't risk breaking glass to enter a home. Be sure to use whatever locks are already on your windows. Then, screw the windows shut. (See chart on page 4.) That should discourage most burglars.

With the windows screwed shut, it's important to teach family members how to get out in case of fire. Don't take time to unscrew the windows. Throw something like a chair through the glass, cover the broken edges with a blanket, and crawl out.

**Q. How about bars on my windows and doors?**


**A.** You could probably secure your home effectively without bars, but if you live in a high risk neighborhood, you might feel safer with them.

For greatest security, have them installed inside the house where the burglar can't easily remove them. And be sure there are "escape hatches" in case of fire.

**Q. Burglar alarms can cost a lot. Are they necessary?**

**A.** For many homes, no. Often a home can be made quite secure without an alarm. But there are some instances when you might feel more comfortable with a burglar alarm. For example: (1) if your home is isolated from view; (2) if it contains many valuable items such as art, coin or stamp collections, furs or fine jewelry; or (3) if you're living in a burglary-prone neighborhood.

There are many different types of alarms available. Ask your local police for their recommendations.



**WANT TO DISCOURAGE BURGLARS?** (1) Keep windows closed and locked. (2) Use solid doors with good deadbolt locks. (3) Make full use of outside lighting. (4) Trim foliage away from windows and doorways. (5) Display "Operation Crimestop." (6) Keep garage closed and locked. And remember to follow tips in "Vacation Protection Checklist" when away from home.

**Q. What about theft insurance?**

**A.** It's a good idea to have it. Homeowners and tenants can frequently insure their possessions against theft for a surprising low cost.

Once you're insured, make an itemized list of everything you own. Include brand name, model number, serial number, physical description, where and when purchased, and its purchase price or estimated value. Attach receipts, if you have them. And take photographs of everything. Then keep all this information in a safe deposit box at your bank. In case of a major loss, this should help you get a fast, fair settlement.

**Q. What should I do if I see a burglary happening?**

**A.** If you think there's a burglar in your neighbor's home, call the police immediately. Don't try to catch the suspect yourself.

But if you come face-to-face with a burglar in your own home, you should try to keep him from panicking and attacking you. Simply say, "Tell me what you want and I'll give it to you." Chances are he'll run out of the house. Or he might even take something. But anything material you lose is better than risking serious injury or losing your life.

After he's gone, call the police immediately. And don't tidy up. You may disturb some evidence the police could use.

**Q. Won't all this security cost a lot?**

A. It shouldn't. Most of the homes we inspected could be reasonably well secured for under \$150. And there are several security measures you can take that will cost little or nothing:

- (1) Keep a loud noisemaker at home: a police whistle, horn, or best of all, a barking dog.
- (2) Most burglaries occur during the day, so ask neighbors who are home all day to watch your home. Better yet, invite the police to help organize your neighbors into a "neighborhood watch" program.
- (3) Demand identification of any stranger at your door, no matter how "respectable" he looks. If he wants to use

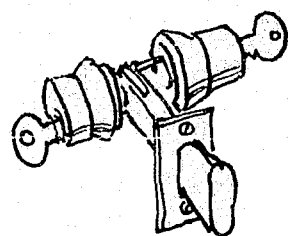
the phone, make the call for him. Burglars and rapists frequently pose as salesmen, repairmen, exterminators, inspectors, census takers, etc. If you're not absolutely sure, don't open the door.

- (4) Don't tell a caller that you are home alone.
- (5) Be discreet about the valuables you have at home.
- (6) Don't publicize your vacations or social events that will take you away from home. Burglars have even been known to watch obituaries and steal from the bereaved while they're at the funeral.
- (7) Invite your local police to inspect your home for vulnerability. It's free. And the police would much rather prevent crimes than solve them.

## Keys to Security


**THE SECURITY DEVICES ON THIS PAGE WERE RECOMMENDED BY THE POLICE DEPARTMENT. YOU SHOULD BE ABLE TO FIND EVERYTHING YOU NEED AT A HARDWARE STORE OR LOCKSMITH'S SHOP.**

All exterior doors need quality deadbolt lock with 1" throw. For maximum protection, a non-posted double cylinder deadbolt. Key required inside and out. Burglars can't break nearby glass and twist open lock. And if they get in through window, they can't carry goods out door.

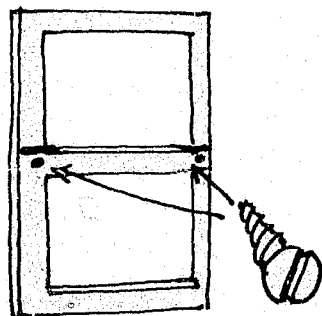


Cost: around \$25 to \$40


Peephole with wide-angle lens lets you see who's outside without opening door. Much safer than a chain lock. To install, drill small hole in door at eye level. Insert the viewer and twist to tighten. Cost: probably under \$3.



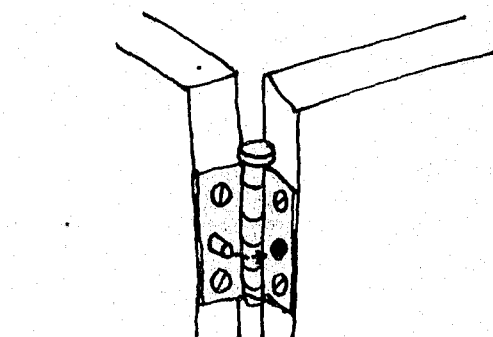

Windows can be inexpensively secured by simply screwing them shut. Drill small hole through interior frame, partially into exterior frame. Insert sheet metal screw long enough to reach into exterior frame. For windows frequently opened for ventilation, drill hole at downward angle and insert nail loosely. Cost: pennies. For casement windows, just check to see that the existing locking device works properly and remove crank handle. Cost: nothing.



Sliding windows and doors. Don't count on a broom handle for security. It can be surprisingly easy to dislodge. It's safer to get a slide bolt with a key. Some allow you to attach a padlock for extra security. (See "Garage door" section below for padlock specifics.) Cost: around \$5 to \$10.



Garage doors can be easily secured with a padlock through the roller track. Use a double-locking hardened steel padlock that requires a key. Anytime you use a padlock, remove any identifying numbers on the lock, or the burglar can order a key to fit it. Cost: around \$5 to \$15.



Pin door hinges on all exterior doors so the doors cannot be removed, even with the hinge posts out. Especially important for doors that swing outside. On each hinge, remove two opposite screws. Drive sturdy nail into screw hole in doorframe, leaving 1/2" protruding. Widen opposite screw hole with drill so nailhead fits in when door is closed. Cost: pennies.

## If You're A Victim

If an intruder chooses to exert the effort, he'll be able to get in. What do you do when you're the victim of a break-in?

If you're home when he breaks in...It's the middle of the night. You're in bed. You hear a muffled crash and sense the intruder's presence in the house.

**Rule 1:** If possible, don't confront him. If you have a phone in your bedroom, call the police. If you can lock your bedroom door, do it.

**Rule 2:** Get help. Open the windows and yell. He'll leave when he hears you yell. Let him leave unchallenged.

**Rule 3:** Don't try to capture him. He'll do what he has to do to escape. And to him, escape means survival. He's more highly motivated to escape, than you are to capture him. He's aggressive...he's unpredictable...and he's in danger. That's a bad combination of characteristics.

**Rule 4:** If he confronts you, be passive. Tell him you're not going to try to stop him. Let him do what he wants...but study him. Remember what he looks like. How tall? What color hair, eyes and clothing? How did he talk? What did he say? Seek out identifiable characteristics...and remember them for the police.

**Rule 5:** Forget the gun! There's a variety of reasons why it's a bad practice to keep a gun for self protection. The most important reason is that somewhere, somehow,

however severely warned, a child may find it, and fire it accidentally. Even aside from this chilling possibility, there are other reasons. The springs in the action and the magazine of a seldom used automatic may have lost their tension. The last thing you want is to corner an intruder with a useless weapon. And finally, with the chips down, you may prompt an intruder into a drastic reaction... when all he wants to do, on being discovered, is to get out of your life. Let him go! Keep your guns, if you like...but keep them locked away.

If you're away when he breaks in...You've been visiting friends. Your home looks warm and inviting as you start to pull into the driveway. Then your lights sweep the side of the house and you see a broken window...or, perhaps an open door. What do you do?

Your first responsibility is to keep yourself and your family from harm. Only then should you consider your valuables...and catching a possible intruder. First, get out of the immediate area. Then call the police. Even if it's a false alarm, the police will be happy they were called. If it's not a false alarm, they'll applaud your presence of mind.


If there's no indication of break-in, and you come face to face with the intruder...back off, hold your empty hands out. Tell him "I value our lives more than my property. Take what you want and go. I won't try to stop you." Then don't try to stop him. Remember his description...tell it to the police, later.

## Vacation Check List

Anytime you'll be away from the house for several days or more:

- 1. Notify trusted neighbors that you'll be gone. Ask them to watch your house.
- 2. Have a friend mow your lawn.
- 3. Have post office hold your mail.
- 4. Stop newspaper delivery.
- 5. Ask a trusted neighbor to pick up anything that is delivered to your house.
- 6. Use timer switches or ask a neighbor to turn lights and radio on and off at appropriate times, day and night. Use photosensitive switches to turn outside lights on at sunset, off at dawn.
- 7. Notify police that you'll be out of town. They'll pay special attention to your home while they're on patrol.
- 8. Leave key with a trusted neighbor who can look inside your house daily, rearrange drapes or blinds, anything to give home lived-in look.
- 9. Remove anything of extreme value from house and put in safe place while you are gone.

## Security Check List



**S**ecure your home with good locks on doors and windows. Don't give the thief any help in his break-in effort.

**S**take care of your keys; don't give others a chance to duplicate them.

**O**utside, don't let your house look unoccupied. Keep things from piling up... have your lawn mowed and snow shoveled while you're gone.

**P**ut a light on while you're away... preferably one with an automatic timing device.

**T**hink twice before letting strangers know when you'll be away from home, or before letting one in.


**H**ave police and a trusted neighbor check your home while you're away for more than a few days.

**I**nsure your possessions and keep an up-to-date inventory of them.

**E**tch an identifying number on items a thief might steal. Keep valuables in a safe deposit box.

**F**ind out about burglar alarm systems and install one.

## Sample Inventory Form



(Theft-prone items)

Item	When bought	Purchase price
Television set	_____	_____
Stereo	_____	_____
Radio	_____	_____
Tape recorder	_____	_____
Camera	_____	_____
Sports equipment	_____	_____
_____	_____	_____
Musical instruments	_____	_____
_____	_____	_____
Jewelry	_____	_____
_____	_____	_____
Fur	_____	_____
Antiques	_____	_____
_____	_____	_____
Stamp collection	_____	_____
Coin collection	_____	_____
Silverware	_____	_____
Watch	_____	_____
Typewriter	_____	_____
Calculator	_____	_____
Guns	_____	_____
_____	_____	_____
Bicycle	_____	_____
Motorcycle	_____	_____
Boat and motor	_____	_____
Mower	_____	_____
Power tools	_____	_____
_____	_____	_____
Clothing	_____	_____
_____	_____	_____
_____	_____	_____
_____	_____	_____
_____	_____	_____

## Crimestop Program . . .

### Q. What is Operation Crime Stop?

A. Operation Crime Stop is a program designed to prevent theft and burglary by the identification of valuables and notifying potential thieves that a positive action has been taken to make property, within, readily identifiable by law enforcement agencies.

### Q. How does Operation Crime Stop thwart burglars?

A. The warning decal puts off most burglars. He (or she) will know marked items are harder to sell. Fences don't like to buy readily traceable goods. If the decal fails, the burglar may take only unmarked items. If burglar takes the marked items, he risks being caught with identifiable property in his possession.

### Q. How effective is the program?

A. Operation Crime Stop started in Independence in 1976. Since that time over 6,000 homes have participated. Of these 6,000 only ONE has been burglarized. That's effective.

### Q. What must I do to be contacted?

A. Call the Neighborhood Council Service Center, 833-4225 or the Independence Police Department, 836-8300, ex. 340. Volunteers will come to your home at a time mutually agreed upon.



### Q. What can Operation Crime Stop do for me?

A. Operation Crime Stop will keep most burglars out of your home. It will aid in recovery of your property if it should be stolen. You'll get acquainted with your neighbors; a united neighborhood is a safe one. It will improve community knowledge about crime and its capability for dealing with crime. It will promote better joint police-citizen relationship.

## Crimestop Kit Available

This special **Crimestop Kit** contains everything the homeowner needs to effectively protect his/her valuables. Kits can be purchased from the Neighborhood Council Service Center for only \$4.95. Wholesale prices are available on quantity purchases. Some groups have used Crimestop Kits as a fund-raising tool by buying them at wholesale and selling them to their neighbors for the retail price. The Kit includes:

1 Diamond Tipped Marking Pen	3.00
1 Invisible Marking Pen	2.00
2 large window decals	1.00
4 small window decals	1.00
1 Inventory Sheet	.05
1 Crimestop Brochure	.10
Registration Card	—
Value if purchased separately	\$7.15

**A \$7.15 value for only \$4.95!!!**

REMEMBER: Crime is a thief's business.....  
PREVENTION IS YOURS!

### Q. What marks will be engraved on the property?

A. The abbreviated form of Independence, your social security number, followed by the abbreviated form of Missouri. The trained volunteers will demonstrate this procedure on 5 items of your choice. You may rent or purchase the pens to engrave additional items yourself.

### Q. Can the engraved number be erased?

A. The diamond tipped pencil makes a permanent mark which cannot be readily filed off. Engraving rearranges molecules within the material, and filed off numbers can be chemically restored. There is also a back up system by using an invisible marking pen which can be seen only with ultra-violet light.

### Q. What property should I mark?

A. The items that can be marked are only limited by your imagination. The engraver will mark on most hard and semi-hard materials, such as: metal, glass, plastic and wood. Be sure to mark small portable items a thief will normally steal: T.V.'s, radios, stereo units, tape decks, hub caps, garden tools, etc.

### Q. How can antiques, fine china, furs, jewelry and other such items impractical to engrave be identified?

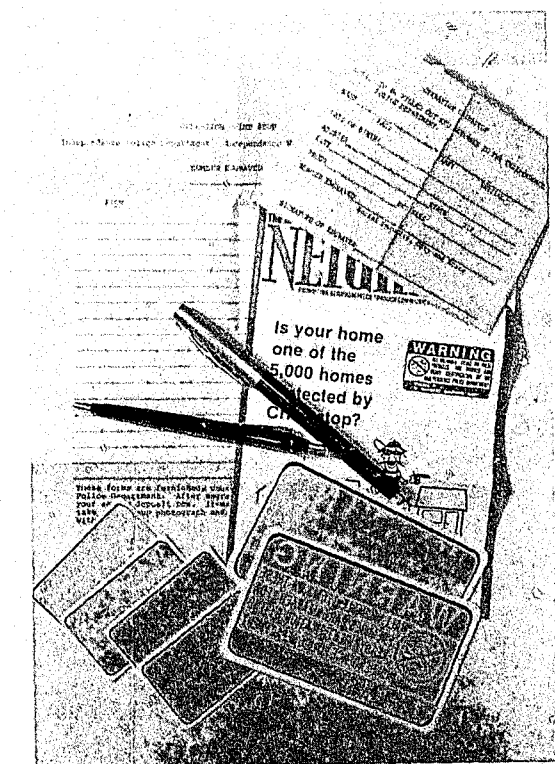
A. Items which are impractical to engrave can be photographed. The photographs should be retained in a safe place for any further reference. Also these items can be engraved by using the invisible pen.

### Q. Where should the marking be placed?

A. The item should be marked near the manufacturer's serial number, if available. If no number is available, then mark the item on the bottom or backside. Items can be marked in more than one place if desired, but at least one marking should be visible without dismantling the item.

### Q. Is marking the property all that is required to participate in this program?

A. No—As each item is marked, a description of the item and any available serial number should be recorded on the inventory sheet. The list is then placed in a safe place for future reference, if necessary.



### Q. What is the blue registration card?

A. This card is most important of all; it needs to be filled out completely with name, address, telephone number and the social security number used, including your signature. Your signature authorizes the volunteer to engrave five (5) items of your choice, after which the warning decal is placed on your front door or window. Smaller size decals are available for placing on your car windows. (Extra decals are available for a small charge.) This card is then kept on file at the Independence Police Department.

### Q. How can I help spread the program throughout my neighborhoods?

A. Simple. Just call the Service Center and ask to be included in the special Crime Stop training program provided by the Independence Police Department right in your neighborhood. Tell them what area you would be willing to contact. Get one of your neighbors to help you.


# Neighborhood Watch . . .

This city's police department and your neighbors need your assistance in the fight against crime.

Many persons may observe a crime in progress without recognizing any unusual situations. For this reason a list of situations has been described as they could be observed in your neighborhood.

Any one of them at a given time might be considered suspicious and the police should be called to investigate.

Of course, such occurrences could be completely innocent, but this is something the police should determine. **Call them at once.**



## NOTE THESE DESCRIPTIVE ELEMENTS

The following are descriptive elements which have been proven to be available and reliable in their respective orders. Try to obtain as many of the elements as you can identify about the person and/or vehicle.

Caution: **DO NOT** confront the suspicious person!

### SUSPICIOUS PERSON DESCRIPTION

1. Sex
2. Race (white/black/Mexican-American/Oriental/other)
3. Build (fat, thin, short, tall, medium, rather than specific height and weight ranges)
4. Dress (color and type of clothing)
5. Unusual features or marks (facial hair, scars, tatoos)
6. Color of hair, length and style
7. Color of eyes
8. Height
9. Weight
10. Age

### SUSPICIOUS VEHICLE DESCRIPTION

1. Color
2. Basic Type (truck, van, motorcycle, sedan, etc.)
3. Make (Ford, Dodge, Volkswagen, etc.)
4. Age (within 2-3 years of model year)
5. Condition and marks (unusual features)
6. Model (Fury, Vega, etc.)
7. Year (exact model year)
8. State of License
9. Partial license number
10. Complete license number

Write down as many of these descriptive elements as you can. They will be very useful to the police if it is found that a crime has occurred.

### Situations Involving Persons

- Door-to-door solicitors—especially significant if one goes to the back of the house and one stays in front. Can be men or women, clean cut and well dressed.
- Waiting in front of house.
- Forced entry or entry through window.
- Persons short-cutting through yard.
- Persons running, especially if carrying items of value.
- Carrying property, especially if the property is not boxed or wrapped.
- Exhibiting unusual mental or physical symptoms.
- High volume of human traffic in and out of residence.

### Possible Significance

- Casing for a burglary, burglary in progress, soliciting violation.
- Lookout for burglary in progress.
- Burglary, vandalism, theft.
- Burglary, casing for same, burglary in progress on an adjacent street.
- Fleeing the scene of a crime.
- Offender leaving the scene of a burglary, theft or robbery.
- Person is injured, under the influence of alcohol or drugs or needs other medical assistance.
- Drug sales, vice activities, "fence" operation.

### Situations Involving Property

- Property in homes, garages or storage areas, especially if several items of the same kind such as TV's, bicycles, etc.
- Property in vehicles, especially meaningful if at night or property is household goods, appliances, TV, unmounted tape decks, stereo equipment.
- Property being removed from a house or building, meaningful if residents are at work, on vacation, or are known to be absent.

### Significance

- Storage of stolen property.
- Stolen property, burglary in progress.
- Burglary or theft in progress.

### Situations Involving Vehicles

- Moving vehicles, especially if slow moving and without lights, following an aimless or repetitive course.
- Parked occupied vehicle containing one or more persons—especially significant if at an unusual hour.
- Vehicle being loaded with valuables parked in neighbor's drive, even if the vehicle looks legitimate, i.e., moving van, repair signs, commercial vehicle.
- Abandoned vehicle (old or new) with or without license plate.
- Persons loitering around parked cars.
- Persons detaching mechanical parts or accessories.
- Apparent business transactions conducted from a car around a school, park or quiet residential neighborhood.
- Persons being forced into vehicle.
- Objects thrown from a moving vehicle.

### Possible Significance

- Possible casing for a place to rob or burglarize, drug pusher, sex offender, vandalism.
- Lookout for burglary in progress. True even if occupants appear to be lovers.
- Burglary or other theft in progress.
- Stolen auto or one used in a crime and abandoned.
- Burglary of auto contents, theft of accessories, vandalism.
- Theft or vandalism.
- Drug sales.
- Kidnapping, rape, robbery.
- Disposal of contraband.

### Other Situations

- Open doors, broken doors or windows, or other signs of a forced entry.
- Unusual noises—gunshots, screams, sounds of fighting, abnormally barking dogs—anything suggestive of foul play, danger, illegal activity.

### Significance

- Burglary in progress or the scene of a recent burglary.
- Self-evident.

The foregoing list is by no means a complete list of suspicious occurrences that you as an interested citizen might observe happening in your neighborhood or community, but only a guideline of things a trained police officer would investigate if he were making this observation.

**CALL THE POLICE.** Never fail to call because you think the situation is too small or insignificant or that it will be bothering them to answer your call.

**INTERESTED IN A SAFER BLOCK? ARE YOU WILLING TO COOPERATE WITH YOUR NEIGHBORS TO STOP CRIME? WOULD YOU LIKE YOUR BLOCK TO BE MORE NEIGHBORLY?** If you answer "yes" to any of these questions, then what you need is the **NEIGHBORHOOD "WE CARE" Kit**. The Kit, which comes in an attractive vinyl phone book cover, contains all the necessary literature, booklets and instructions you need to show how to get the things done that you want to see happen on your block. Better safer blocks begin with caring neighbors and this Kit will show you to put caring into action for the benefit and appreciation of all. Contact the Neighborhood Council Service Center for your kit. Kits sell for \$1.50 each.

### WHAT TO DO...CALL THE POLICE...

If you observe any of the suspicious activities listed above, or anything similar which you feel is not normal activity for your neighborhood, call the police department using this number:

Give the police dispatcher your name, your address, the location and nature of the suspicious activity, and if possible, a description of the person or vehicle. Use the descriptive elements described earlier.

Do not hesitate to call or feel embarrassed to do so. The police will respond and politely check out the person or vehicle. Your name and the information you provide, will of course, be kept confidential.

**This Neighborhood Protected  
by  
NEIGHBORHOOD WATCH**

*Some neighborhoods have posted signs like this after setting up the program.*

\* For any general questions, information, or non-emergency police department matters, call the Independence, Missouri Police Department telephone operator. The phone number is 836-8300. The operator will direct you to the appropriate departmental unit to address your needs.

# No Nonsense Neighborhoods. . .

## An Exciting, Unique Citizens Program

### WHAT IS THE NO NONSENSE NEIGHBORHOOD PROGRAM EXACTLY?

It is a neighborhood based crime prevention program designed to encourage neighbors to work together through specific anti-crime activities that will make their neighborhood a safer, more secure place to live. It is designed to give special recognition to neighborhoods who are successful in the crime prevention activities and provide a way in which they can be publicly certified each year as a NO NONSENSE NEIGHBORHOOD.

### WHO SPONSORS THIS PROGRAM?

It is officially sponsored by the Citywide Police Committee of the Independence Neighborhood Councils. The program is carried out in each neighborhood through your own Neighborhood Council and is successful only because of the great cooperation between the Council's and the Police Department and other community agencies and organizations.

### HOW DO NEIGHBORHOODS PARTICIPATE?

The decision to participate is strictly a choice of your own Neighborhood Council. It requires no approval by other groups or committees. Since it is a program designed to be done in your neighborhood by your neighborhood, it makes sense that those of you who live there should decide whether or not you want to do it. Once you have decided to participate you contact the Neighborhood Council Service Center. (833-4225)

### WHAT DOES OUR NEIGHBORHOOD NEED TO DO TO BE CERTIFIED AS A NO NONSENSE NEIGHBORHOOD?

There are five requirements for certification. These are:

- Successfully implement five different crime prevention activities. On pages 20-22 in this booklet is found a list of 24 activity options from which you can choose your projects. The only one required of every neighborhood is the CRIMESTOP program. Minimum performance standards are identified for each and must be met to consider the program a success. Neighborhoods may also design programs of their own.
- Recruit and organize a Neighborhood Police Committee of at least ten members.
- Publish a monthly newsletter containing crime prevention information and mail directly to every home.

- Display the Crime Prevention Van of the Police Department at least twice in your neighborhood during a twelve month period.
- Show that you have involved at least 3/5 of your neighborhood institutions in the project in some way.



### WHO DETERMINES IF WE HAVE SUCCEEDED?

The Citywide Police Committee functions as the certification group and approves all requests for certification. Accompanying your request for certification must be documentation of your results achieved. A simple application form for certification is available at the Service Center.

### WHAT KIND OF RECOGNITION DO WE RECEIVE FOR OUR EFFORTS?

At the conclusion of your project a special public ceremony will be held in your neighborhood attended by city and law enforcement officials to acknowledge your achievement. Some neighborhoods have also erected a special neighborhood NO NONSENSE outdoor sign indicating their achievement and the year in which it happened. When you are recertified each year, the sign is simply changed by adding the year(s) you were recertified. In addition to this neighborhood recognition an annual citywide NO NONSENSE RECOGNITION program is held to recognize all neighborhoods being certified that year, all volunteers who were instrumental in making it happen in each neighborhood and police officers who have given outstanding service. It's a great occasion designed to demonstrate the partnership between the councils and the Police and our joint determination to protect and help ourselves in a crusade against crime.

## for Safer Neighborhoods

### WHAT KIND OF SUPPORT AND ASSISTANCE IS AVAILABLE TO HELP US?

Plenty. You will find lots of encouragement and assistance from the following sources:

- The Independence Police Department Crime Prevention Division
- The Staff of the Neighborhood Council Service Center will be happy to show you how to organize, conduct and implement the activities you have chosen.
- Other neighborhoods that have done the program will share their experiences and expertise. This is done through the monthly citywide Police Committee meetings held every 2nd Thursday.
- Training materials. There are slide shows, literature and other promotional material available from the Service Center that is available for little or no charge. See pages 6, 22-23 for a more detailed description of these resources as well as those available from the Police Department. From time to time there will also be special citywide training programs offered to provide instructions on specific crime prevention programs.



### HOW DO WE GET STARTED?

Contact the Service Center and ask that your staff Facilitator come visit with you and explain the process for getting underway.

### WHY SHOULD WE DO IT?

We would hope that you would feel the desire to live in the safest neighborhood possible and recognize that the only way in which crime will be eliminated is to work together as neighbors in specific activities. Remember, nothing is impossible, it just hasn't been done before. You can have crime and the fear of crime removed from your neighborhood if you really want it done bad enough.

## Tips for Senior Citizens...

### SUGGESTIONS FOR A MORE SECURE HOME

There are many precautions you can take which will discourage most burglars from entering your home. Most criminals—amateur and professionals—prefer to do their work where there is least danger to them. This means they are on the lookout for homes where they can get in and out easily, without using elaborate tools and as quickly as possible. Make it hard for them and most of them will consider you a bad risk and look elsewhere.

### Here are some of the things you can do:

- Women who live alone should list only their initials and last names in telephone directories and on mailboxes.
- Have your key ready so you can open the door immediately.
- Never put your address on your key ring.
- Separate your house and car keys when you are parking or getting your car repaired.
- Don't place your keys under mat, in mailboxes or other receptacles outside the door.
- If you lose your door key, have the lock cylinders changed IMMEDIATELY.
- Keep doors locked at all times.

### LIGHT OFFERS GREATER PROTECTION

A 40 watt bulb burning for 10 hours cost about 1¢!

Leave a light on the door you will use when you return home after dark. (A timer which turns on the light automatically at a given hour can be purchased inexpensively).

- Never open the door automatically after a knock. Require the caller to identify himself SATISFACTORILY.
- When a stranger asks to use your phone, do not permit him to enter. Offer to summon emergency assistance or make a call for him.
- When you go away on vacation, do it quietly. Be sure the paper, milk and other deliveries are stopped in your absence. Don't leave notes. Don't pull your shades or blinds down. Tell a neighbor you are going away and leave a number where he can contact you.
- If a window or door has been forced or broken while you were away, DO NOT ENTER OR CALL OUT. Use a neighbor's phone immediately to call police and wait outside until they arrive.
- If awakened at night by an intruder, don't try to apprehend him. Do not panic. Lie still, observe as much as possible, and when he leaves, call the police.
- If threatened by a robber, do as you are told. Call the police as soon as possible.
- Consider having a dog with a healthy bark. He will frighten some burglars away.
- If possible, develop a system of group protection and signals for mutual help with neighbors living on the same floor, apartment house, or block.
- Participate in Operation Crimestop and display the sticker in a prominent place where a burglar will see it.



- Make a record of all your valuables, their serial numbers and other identifying marks.
- Consider a sound, inexpensive crime insurance policy. The Federal Crime Insurance Program, under the auspices of the United States Department of Housing Urban Development, has low cost insurance for home owners and tenants.
- SAFEGUARD YOUR DOORS AND WINDOWS.

#### Doors and Locks

- The weakest points on any house are cellar doors, French doors, porch doors and doors to attached garages. Install a deadbolt lock on each of these.

## Tips for Personal Protection . . .

### Robbery/Purse Theft

The following is a list of common sense habits to practice. They will help prevent your being robbed on the street or your purse being taken. Read these suggestions carefully, and follow them.

#### ABOUT ROBBERY

##### GENERAL

- Do not display money.
- Don't let other people see the contents of your wallet or purse.
- While on the street, walk confidently.
- Watch where you walk alone.

##### BEING AWARE

- Carry only a small amount of cash. If you have to carry more money, keep the larger amount separate from the small amount you usually carry, and not in your wallet or purse.
- Plan the route you will take. Avoid dark places, short-cuts, alleys, and streets with few people and cars. At night, use only the busiest and best-lit streets.

##### BEING ALERT

- If you feel suspicious about someone or some situation, trust your instincts. Go into a business or residence and ask for assistance.
- Avoid conversations with strangers. Don't let people distract you and put you off guard, no matter how innocent they seem.
- When entering your home or getting into your car, have your keys ready before you get to the door, so you can get in quickly and lock the door again immediately.

##### BEING ACCOMPANIED

- Try to go out with companions if you have shopping to do or business to take care of. There is safety in numbers.
- If you are returning home in a taxi or someone else's car, have them wait until you are safely inside.

- Put strong mesh on the inside of glass panelled doors.
- If there is glass in the door, the unlocking of the door from the inside should require a key and not a simple turnpiece.
- Put a chain on your door that is short enough so that an arm cannot be inserted from outside to unlock it.
- Doors equipped with snap locks are easily opened with celluloid strips. Use locks with a \*deadbolt feature that is used in conjunction with a pick resistant key cylinder.

NOTE: \*A deadbolt lock is a bolt which is opened by a key as opposed to a spring operated lock.

If you follow all of the preceding suggestions, the chances of your being robbed are very few. However, the following suggestions should be followed in the unlikely event you are confronted by a robber.

- Stay calm. Pay attention to what the robber says, and give him what he wants.
- If the offender has a weapon, assume he is willing to use it. Do not resist, or make any sudden moves which might cause him to hurt you.
- Avoid being taken to an out-of-the-way spot. Tell the robber, "I'll give you what you want right here."
- You may be grabbed or struck during the robbery. Try not to let that confuse you. Keep thinking!
- Try to remember enough about the robber to give the police a description. Compare the offender with someone you know and try to pick out a few good points of description.
- Always report a robbery or robbery attempt to the police.

#### ABOUT PURSE THEFT

##### GENERAL

- Before going out, ask yourself, "Do I really have to carry a purse?" If you don't actually need it, don't carry it.
- Make sure your purse contains only things you really need. Keep the amount of cash at a minimum and never carry important papers unless you absolutely must.
- When you open your purse, take out the item you want and close the purse quickly.
- Always keep your purse right with you. Leaving a purse unattended in a market basket or on a counter top invites loss.
- While sitting, hold your purse in your lap. Don't put it on the floor or in another chair or seat.
- When walking, hold a purse on your side away from the street. Purses are sometimes grabbed by people in passing vehicles.

#### CARRYING YOUR PURSE

- Carry any purse close to your body. Hold it firmly with your hand or arm covering the clasp. Avoid dangling your purse by the strap away from your body.
- If your purse has a large clasp, carry it so that the clasp opens toward you.
- When carrying packages and your purse, always put the purse on the inside, between you and the packages, rather than having the purse on the outside.
- Make it a practice to carry a small purse rather than a large open one.
- Carry a small clutch purse upside down so you can open it and spill the contents on the ground in one move if it is grabbed.
- Hold a purse strap only with your fingers. Never wind a purse strap around your wrist. If you do, you can be pulled down if the purse is grabbed.

## Tips on Con Games . . .

#### WHAT IS A "CONFIDENCE GAME?"

It is the use of deceit or trickery to gain the confidence of a person and to induce them to part with something of value, usually their money. Law enforcement officers say there is no end to the ways in which intelligent, well-educated, otherwise aware people can be swindled and defrauded every day, if they are hit with the right scheme, at the right time, by the right operator.

#### EXAMPLES OF CON GAMES

##### BANK EXAMINER

The con artist claims to be a bank examiner or some other government official and asks the prospective victim to help trap a dishonest bank employee by drawing a large sum of money from the bank. The con artist promises to have the money deposited immediately and may even leave a receipt for it, but instead takes it and is never seen again.

##### DOOR-TO-DOOR SALESMAN

A person may pose as a salesman, public utility representative or even a government inspector to gain entry to your home. You are then informed that you have a dangerous furnace, that your house is infested with termites, or that your chimney is about to collapse depending on what kind of product he is selling. Legitimate public inspectors and public utility inspectors carry credentials and will not mind your calling their offices for verification. Even if the salesman does not misrepresent what he is selling, he may still try to scare you into buying a product or service that is not needed.

##### PIGEON DROP

Victims of the pigeon drop are usually elderly women who are approached by one of the team of confidence women who begins a conversation. The second swindler comes along, claiming that she has just found a large sum of money. The swindlers discuss what to do with the money. The first lady states that since the loser of the money probably obtained it illegally, the women should keep and divide the money three ways, but each must show evidence of financial responsibility. The victim is then induced to withdraw money from her bank. Then,

#### WHEN PURSES ARE GRABBED

- Most purse thefts involve no real confrontation between the victim and the offender. They are often committed by bumping and running past a victim. If you hear the sound of running behind you, hold the purse more securely and try to move next to a building or utility pole for support.
- If your purse is grabbed, let it go.
- Try to open the purse as you let it go, and spill the contents on the ground. Your assailant won't have time to pick them up.
- Try to remember a few good description points about your assailant or assailants so you can provide information to the police.
- Always report a purse theft or attempted purse theft to the police.

through an envelope switch or a plan to return the money later, the victim loses her savings.

#### SOME THINGS TO DO—

Ask for and check references of anyone representing himself as a bank investigator or official of any kind.

Seek advice and think through any proposed plan which involves the expenditures of cash, signing of a contract or signing over of property.

Be wary of any kind of bargains, services or free offers of any kind which come to you by mail, or involve ordering by mail.

Have home repairs done only by qualified workmen. A reputable firm will give you names of previous customers who can be contacted for references.

Know the terms of the guarantee before you buy.

#### SOME THINGS NOT TO DO—

Don't discuss personal finances with strangers.

Don't withdraw money from the bank on the suggestion of a stranger.

Don't expect something for nothing.

Don't buy any item through the mail because you can get it free selling additional items to friends.

Don't consider taking advantage of retirement real estate offered at ridiculously low prices through the mail.

Don't sign any contract without the advice of another trusted person or family friend.

Don't be rushed by a fast-talking salesman who urges you to "buy now or lose the chance to get in on a special offer."

Don't order and pay cash for any merchandise until you have the goods in hand and are satisfied with their quality.

Don't pay for anything on the grounds that it has been ordered by a recently deceased spouse or other family member. You are not obligated to pay for anything ordered by another person.

Always report fraud and misrepresentation to a law enforcement agency. This may lead to investigation and prosecution to eliminate the offender's misleading or fraudulent practices.

## Tips on Auto Protection . . .

A million cars were stolen in the United States last year. Millions more were vandalized or stripped. Read how to fight back before you become part of the statistics.

**Q. My car's nothing special. Why would anybody steal it?**

**A.** A car doesn't have to be new and shiny to be tempting. A former professional car thief revealed, "I didn't care what kind of car it was, as long as it moved and was easy to steal."

Even though your car is ordinary, the professional thief may have his eye on it simply because his car-theft ring has an order for one like it or a ready market for the parts. And an older car is worth more these days—the market value of used cars is way up.



# CRIME

**Q. If a thief wants my car, there's nothing I can do. Right?**

**A.** Wrong. According to the F.B.I., most cars are stolen by "amateurs." And they're stolen because they're easy to steal.

**Eighty percent** of all the cars stolen last year were unlocked at the time. Believe it or not, **forty percent** actually had the keys sitting right there in the ignition.

If you lock up and pocket the keys, most amateurs won't bother breaking in. It's easier to "shop" for another car.

In Boston, 120,000 motorists have joined "Hands-Off-This-Car" (H.O.T. Car), an antitheft campaign sponsored by WNAC-TV, ALA Auto & Travel Club, and WRKO radio. H.O.T. Car teaches simple but effective ways to fight car theft—like the tips in this book. Car theft was down a whopping 23 percent last year in the Boston area.

Although you can't make your car impossible to steal (a professional thief can get it if he really wants it), you can make it tough.

**Q. Sure I lock the doors, but what else can I do?**

**A.** Take these tips from Sergeant Edward Lamb, Boston Police Crime Prevention Unit:

1. Roll the windows up tight.
2. Store spare keys in your wallet, not in the car. A professional thief knows all the hiding places.
3. Replace standard door lock buttons with the slim, tapered kind. They're almost impossible to pull up with a coat hanger.
4. In the driveway, park your car with the nose toward the street, so anyone tampering with the engine can be seen more easily.
5. No matter how quick the errand, never leave your car running. Not even in the driveway. Sergeant Lamb said, "Many amateur thieves hang out at convenience stores just waiting for an unattended car with the engine running."

**Rule of thumb:** Make it time-consuming to steal your car, and the thief will probably try his luck on someone else's.

**Q. Do those antitheft devices really work?**

**A.** They're not infallible. But some are good enough to earn discounts on car-theft insurance in Boston.

Here's a sampler of antitheft devices that should foil the amateur and hamper the pro:

**Kill switch.** Like having a second ignition switch. Car won't start unless hidden switch is activated.

**Alarm system.** Loud warning alarm sounds an alert if car is tampered with or jostled.

**Fuel switch.** Closes a valve that cuts off the fuel supply.

**Armored collar.** A metal shield that locks around steering column and covers ignition.

**Crook lock.** Bar locks steering wheel to brake pedal.

Antitheft devices range from about \$10 to \$100. Once you've bought one, let an expert install it. Do-it-yourself jobs are usually easier to defeat. When you buy a new car, check the manufacturer's list of options for antitheft devices.

How does a former car thief protect his car? The one I interviewed uses tapered door lock buttons, a kill switch, and an alarm.

**Remember:** Use the antitheft device along with the other safeguards I've mentioned.



**Q. Is there anything I can do now that will help get my car back if it's stolen?**

**A.** Sergeant Lamb told me that professional thieves usually alter identification numbers on stolen cars. So mark your car in several hard-to-find spots on the engine and body. Or drop a business card down the slot between the door and window.

If your stolen car is recovered, these things would help identify it.

Some people customize their car with pinstriping or unusual body paint. If stolen, it's harder to dispose of and easier for the police to spot.

**Note:** Don't keep your title or registration in the glove compartment unless your state law requires it. That makes it easier for the thief to sell the car.

**Q. How can I keep parts of my car from being ripped off?**

**A.** Auto strippers can strip a car naked right where it's parked. So take these precautions when you can:

1. If you must park on the street, look for a spot that will be well lighted and heavily trafficked at night. Plan ahead during the day.
2. Consider special locks for easy-to-steal parts like wheels, gas caps, and seats. A hood lock will help protect the engine and accessories, and help stop a thief from disabling some antitheft devices.
3. Write down your license plate number and check your plates now and then. If a thief stole yours for a hot car, he would probably substitute stolen parts on your car. That could be embarrassing.

*Crime is a thief's  
business,  
Prevention is  
your business!*

**Q. How can I keep my car safer in a parking lot?**

**A.** Take the advice of Sergeant Lamb and my car thief consultant.

- Don't tell an attendant how long you'll be unless you have to.
- Leave only the ignition key with him. That will make it harder for someone to rob your trunk.
- Write down your speedometer and fuel gauge readings on your claim check—in full view of the attendant if possible. Check your readings when you return to make sure no one has driven your car somewhere and switched parts. This does happen.
- Take the claim check with you. Ideally, your car can't be removed from the lot without it.

**Q. How can I keep thieves from stealing things out of my car?**

**A.** Luggage, packages, or purses sitting in your car are just "begging to be stolen." Take the trouble to lock them in the trunk.

On vacation your out-of-state license plates are a dead giveaway that the trunk's full. When you stop at night, unload the car.

Mount C.B. radios, tape decks, and telephones out of sight. Whenever possible, take them with you. Use slide-in-and-out mounting and a portable antenna for easy removal. Or lock them in the trunk. (If you drive a truck you can install a lockbox with a case-hardened padlock in the bed and store them there.)

**A trick that sometimes works for C.B. radios:** Mount a bracket without a C.B. under the dash in plain sight. Hang ragged antenna and power leads out from the dash. Why bother to break into a vehicle if the radio has already been ripped off?

**Q. Now that I've protected my car, how can I protect myself while I'm in it?**

**A.** Park in a well-lighted area. When you walk to your car, have your keys ready to unlock the door. Check the back seat before you get in.

Keep doors locked and windows rolled up most of the way while you drive. If someone tries to force his way in, honk the horn repeatedly.

Know safe spots along your daily routes—like all-night gas stations, groceries, police or fire stations. If you're followed, don't go home. Drive instead to one of your safe spots.

Attract attention by blinking the lights and honking. At night, stay on well-traveled, well-lighted streets, even if it means going out of your way.

If your car breaks down, tie a white rag to the door handle, open the hood, and get back in the car. Lock all the doors and roll up the windows. If someone stops to help, don't unlock the door, just ask him to call the police.

### Some tips on auto-theft insurance

Auto-theft coverage is usually included under Comprehensive Auto Insurance. Check the policy for these things:

1. Is coverage full or is there a deductible?
2. Does it cover items stolen from the car? Or stolen with it?
3. Does it provide for a rental car if your car is stolen?
4. Insurance usually covers only the average value of your car when it was stolen. If you feel your car is worth more because of special equipment or unusually good condition, ask for Stated Amount Coverage. The extra cost may be worth it.

# Crime Prevention Activities for Neighborhoods...

**1. Operation Crimestop**—a program identifying valuables by engraving the homeowner's Social Security number, using diamond-tipped and/or invisible pens. A warning decal is placed on front door or window of the home and the home is registered with the Independence Police Department. Trained volunteers would go door-to-door encouraging people to participate and offering to engrave five items.

**Minimum Standard:** To become certified under this program, a neighborhood must have registered 30% of the dwelling units and 30% of the businesses and other institutions. This program will be required in all participating neighborhoods, sponsored by the Police Committee.

**Need Addressed:** Reducing burglaries and larcenies, the most frequently committed crimes in Independence.

**2. Neighborhood Block Watch:** involves the recruitment and training of one block watcher who would watch for, and report criminal happenings and suspicious activities to the police. (One watcher to each block.)

**Minimum Standard:** (a) Preparation of a map clearly identifying all blocks; (b) Recruiting and training of one block watcher on at least 50% of the blocks in the neighborhood; (c) Each block watcher to be issued a number and handbook; (d) Master List is kept and maintained by sponsoring neighborhood committee—the Neighboring Committee.

**Need Addressed:** Identifying, training and mobilizing concerned citizens to increase the reporting and preventing of crime. Independence Police Chief estimates at least half of all crimes go unreported.

**3. Whistle Stop:** A program whereby persons are encouraged to purchase and carry a whistle with them at all times to provide a simple way of protecting themselves and their neighbors. The whistle is blown to scare off an assailant, or for assistance. Every person purchasing or owning a whistle is given a pamphlet explaining how this program can help them.

**Minimum Standard:** A minimum of 10% of the dwelling units would participate in this program by obtaining the pamphlet and whistle (or certify that a whistle is already available). Sponsoring committee: Police Committee.

**Need Addressed:** to decrease victimization of women and the elderly.

**4. Secret Witness:** This is a program where citizens are encouraged to report crimes happening, whereabouts of suspected criminals, or other details to aid in the solution of crimes previously committed. Citizens could call 836-0724 to provide this kind of information to the Police Department. If for some reason a person does not wish to call the police and insists on remaining completely anonymous, he or she may use this alternative.

**Minimum Standard:** Explain the program in detail at a Neighborhood Council meeting and mail information and the phone number at least four times a year to every resident. Sponsoring committee: Police Committee.

**Need Addressed:** To increase the reporting of crime.

**5. Court Watcher's Representatives:** This program will involve the neighborhood recruiting and having trained residents who will serve as court watchers. These observers will attend court trials on a rotating schedule and check on the progress of dockets, courtroom decorum, handling of witnesses, jurors, etc. They will make reports and recommendations to their neighborhood and the Citywide Courts and Law Committee regarding ways to improve the functioning of the court.

**Minimum Standard:** The recruiting and training of five (5) court watchers per neighborhood, who are making regular reports. Sponsoring neighborhood committee: Courts and Law Committee.

**Need Addressed:** To increase awareness of criminal justice system and to provide citizen input.

**6. Aid to Victims of Crime:** This program will involve the recruiting and training of volunteers in the neighborhood who would go to the homes, hospitals, etc., to assist victims of crime in whatever ways are appropriate. These people will be notified as the need arises in their own neighborhood.

**Minimum Standard:** The recruiting and training of one volunteer per 100 households in the neighborhood. Sponsoring committee: Health Committee.

**Need Addressed:** To provide help to victims.

**7. Churches and Clergymen Against Crime:** This program would be designed to be a way for the churches in their neighborhood and their clergy to take an active part in crime prevention. This could involve special services from the pulpit in which a police officer and others would share in a special crime prevention emphasis. Other special materials and educational classes could be set up in that church to promote crime prevention.

**Minimum Standard:** See that at least one church in their neighborhood participates in the program and develops a specific program to do this. Sponsoring neighborhood committee: Human Relations Committee.

**Need Addressed:** To broaden the base of community participation in anti-crime activity.

**8. Bike Safety Clinics:** This program would include bike riders passing a safety obstacle course, at the same time registering their bikes with the Independence Police Department.

**Minimum Standard:** Each neighborhood must have two clinics per year and 80% of the bikes registered that attend the clinics. Sponsoring neighborhood committee: Recreation and Parks Committee.

**Need Addressed:** To decrease theft and to involve youth in crime prevention activity.

**9. Friend to Youth Hot Line:** This program would involve the availability of carefully screened and trained adults who would be available on call to neighborhood kids with a problem. A central phone number(s) would be established and distributed throughout the neighborhood.

**Minimum Standards:** There are two ways to implement this program: (1) to recruit, train, and have available five friends to youth; and to have available phone numbers and distribute them throughout the neighborhood, or identify an existing neighborhood institution, group, etc. that either has or would be willing to establish this kind of service. If this is done, the Neighborhood Council would need to actively promote at least quarterly, the availability of this service and its phone. Sponsoring neighborhood committee: Human Relations Committee.

**Need Addressed:** To provide an informal counseling service to disturbed and troubled youth.

**10. Neighborhood Recreation Programs:** This program would be sponsored by the Recreation and Parks Committee in each neighborhood and would see that organized recreational programs for neighborhood youth are established.

**Minimum Standards:** (a) Identifying existing neighborhood recreation programs or activities; (b) Widely promote these existing programs quarterly; (c) If necessary, initiate and set up activities and promote them so that there are at least four recreational activities offered in the neighborhood during a twelve month period. These could be existing and/or newly developed. Sponsoring committee: Recreation and Parks.

**Need Addressed:** To provide expanded opportunity for positive recreational activity for youth.

**11. Youth and the Law:** In this program a neighborhood would work with their school(s) churches or youth organizations to initiate the direct involvement of young people in helping them better understand the law and the criminal justice system. A variety of program activities will be developed from which a neighborhood could choose the ones most appropriate for their particular situation and the particular youth group they are cooperating with, such as mock trials, fuzz festivals, tours of corrective institutions and detention facilities, a kids and cops festival, etc. If a neighborhood does not have a church or school, they may work directly with a youth group(s) in their neighborhood and do the same thing. A special pamphlet would be prepared for youth to explain the laws and justice procedures that apply directly to them.

**Minimum Standards:** A specific Youth and the Law Program will be established directly with a neighborhood youth organization, neighborhood churches, and/or schools. A minimum of at least two activities would need to be conducted in a twelve-month period and Youth and the Law pamphlets distributed to all participating youth. Sponsoring neighborhood committee: Courts and Law Committee.

**Need Addressed:** To increasing understanding and participating among youth regarding Criminal Justice System.

**12. Crime Prevention Seminars and Forums:** A series of "How to Attack Crime in our Neighborhood" workshops or seminars on Crime Prevention topics for specific groups such as housewives, businesses, utility people, meter readers, schools, elderly, etc. These will be set up in cooperation with local law enforcement agencies.

**Minimum Standards:** A neighborhood would need to conduct a minimum of three such workshops with a minimum attendance of 20 at each. The same information, in summary form, should be included in the neighborhood newsletter following the workshop and sent to every home in the neighborhood. Sponsoring neighborhood committee: Issues and Answers Committee.

**Need Addressed:** To provide basic crime prevention information at the neighborhood level to citizens.

**13. Big Buddy Program:** This program will involve the recruitment and training of neighborhood youth between the ages of 15-21 to serve as Big Buddies to younger troubled children between the ages of 7-13 in need of a positive friendship. These Little Buddies will be identified by referrals from ministers, teachers, parents, counselors, friends, etc. The Big Buddies will be matched by trained adults on a one-to-one basis with a Little Buddy. Once a month all the pairs of Big and Little Buddies will attend a citywide activity under the supervision of adults. By providing a positive role model for their Little Buddy, the Big Buddy can have a significant influence on the life of this younger person at an age when it can make a big difference.

**Minimum Standards:** Each neighborhood, to qualify in this program, would need to recruit and have accepted a minimum of five Big Buddies from their neighborhood. Sponsoring Neighborhood Committee: Courts and Law Committee.

**14. Volunteer Probation Officers:** This is a program designed to train adult volunteers to work on a one-to-one basis with juvenile consent cases and first offenders.

**Minimum Standards:** To provide at least two adults, accepted and trained as volunteer Probation Officers, who remain active with the program for at least 9-12 months.

**Need Addressed:** To provide a one-to-one relationship with a troubled young person who begins to see and feel that someone really cares about them.

**15. Emergency Foster Homes:** This activity would provide homes that would be available on short term arrangements to serve the needs of juveniles, who fit the categories of status offenders or who cannot stay in their own homes because of a crisis or because of physical or emotional abuse.

**Minimum Standard:** To provide at least two homes who are certified and accepted as Emergency Foster Homes and listed with the City Health Department.

**Need Addressed:** To provide a supportive and caring environment for a young person during a time of crisis in their lives, rather than being placed in jail or a detention facility.

**16. Drug Abuse Prevention:** This project would involve a joint effort between the neighborhood and school or any other neighborhood youth group in providing drug abuse education. The effort would be aimed at youth and their parents and would involved presentations/information from representatives of the law enforcement, legal, medical and social agencies. The emphasis would be on both education and developing appropriate follow-up activity.

**Minimum Standard:** A neighborhood would need to set up and conduct with a school or other group or institution and a drug abuse education workshop or series involving presentations and discussion of information from the experts identified above. Summaries of the workshop(s) would need to be published in their neighborhood newsletter. It would also need to be shown that appropriate follow-up activity has been set up.

**Need Addressed:** To help both youth and parents better understand and cope with the drug abuse problem.

**17. C.B. Patrol:** This program will involve the recruitment and training of residents who own a mobile C.B. unit to provide regular surveillance of their neighborhood. The purpose of this patrol would be only to report suspected or actual criminal activity in the neighborhood to the Police Department. They could also assist helping in any other neighborhood needs or emergencies.

**Minimum Standard:** To qualify under this program, a neighborhood would need to set up and operate a schedule for their neighborhood patrol, utilizing only trained neighborhood residents. Sponsoring neighborhood committee: Communications Committee.

**Need Addressed:** To provide a quick communication and stabilize community effectiveness in reporting crime.

**18. Senior Citizen Security:** This program would involve a neighborhood working with citizens 55 years of age and up, in: (a) Providing important information for their personal and property protection; (b) Providing training for specific crime prevention techniques, procedures and programs that they could personally utilize. (c) Provide opportunities for them to meaningfully participate

in any of the No Nonsense Neighborhood programs in any way. The intent of this program would be to focus attention on the needs of this particular age group as well as to provide a way for these "seasoned citizens" to still have a meaningful role in their community.

**Minimum Standards:** A neighborhood must demonstrate that they (1) have conducted at least two specific classes, activities, etc. dealing with crime prevention for these persons or (2) demonstrated that at least 10% of the neighborhood senior citizens have directly benefited from any or all of the "No Nonsense" programs or (3) personally involved at least 5% of these citizens in any of these crime prevention programs. Sponsoring neighborhood committee: Social Services Committee.

**Need Addressed:** To provide special help to senior citizens and elderly and reduce their susceptibility to crime.

**19. Certified Home Program:** This program would involve the certification of residences who have, in their homeowner's opinion, met the minimum standards for burglar-proofing their home. Every resident would be given a brochure with basic information, a security checklist, and an application to apply for this certification. No inspection of the home would be made. The applications would be submitted on the honor system.

**Minimum Standards:** A neighborhood would need to (1) distribute the program brochure to every residence and (2) have at least 15% of all homes certified. Sponsoring committee: Police Committee.

**Need Addressed:** To help individual home owners "secure" their homes, thereby decreasing likelihood of crime.

**20. "Our Neighborhood Policemen":** The purpose of this program would be to attempt to develop a maximum number of residents to be acquainted and familiar with their neighborhood policemen. The deliberate participation of these policemen in a wide variety of neighborhood activities, meetings, events, would be sought in order to provide maximum "exposure" to the people.

**Minimum Standard:** The neighborhood would need to have had the policemen who cover their neighborhood to attend and/or participate in at least six (6) neighborhood activities. Sponsoring committee: Police Committee.

**Need Addressed:** To cultivate a more cooperative and understanding attitude between policemen and citizens.

**21. Crimes Against Businesses:** This program would involve the educating and training of neighborhood business leaders in the most effective means of protecting their stores from criminal activity, including a special emphasis on shoplifting.

**Minimum Standards:** A neighborhood would need to have at least 30% of the businesses in their neighborhood participate in a specific workshop, activity, etc., designed to give them this training and information. Sponsoring committee: Business Relations.

**Need Addressed:** To broaden community participation against crime by including the business community.

**22. Project Information:** This program would simply be the distribution of crime-related data, including the criminal activity in their neighborhood, to the people in the neighborhood. The purpose would be to stimulate a greater awareness about the need for effective crime prevention activity. This information could be shared at neighborhood meetings, newsletter, bulletin inserts, posters, etc.

**Minimum Standard:** A neighborhood would need to distribute to every residence, at least quarterly, appropriate crime data about the crime in their own neighborhood. Sponsoring committee: Police Committee.

**Need Addressed:** To make citizens more aware of the incidence of crime in their own neighborhood.

**23. Child Abuse Prevention:** This program would involve a neighborhood working directly with the local Child Abuse Prevention Association in conducting a neighborhood workshop and in other ways distributing information about reducing the incidence of this activity. The purpose would be to make people more aware of the incidence of this kind of criminal activity by adults, how to prevent and how to report it.

**Minimum Standards:** A neighborhood would need to (1) establish, promote and conduct a special workshop(s) on this topic and (2) provide this information in summary form, including the child-abuse hotline phone, at least three times a year to all residences. Sponsoring neighborhood committee: Family Life Committee.

**Need Addressed:** To work to strengthen families and attempt to reduce crimes of abuse.

**24. An Optional Original Program:** A neighborhood, if they choose, could design one original crime prevention program and, if approved, count it toward the required five programs.

**Minimum Standard:** Established by Certification Committee. Sponsoring committee: whichever is appropriate.

# Crime Prevention Resources . . .

The Independence Police Department's Police/Community Relations Unit has designed several programs to better inform you and your organization of crime prevention techniques. The various topics, including discussions, films, and slide presentations are listed below. We invite you to check those which interest you. Then write or call the Independence Police Department's Police/Community Relations Unit for further information on arranging a presentation for your group.

## The Police Profession



### FILMS:

- Every Hour Every Day
- Why Me?
- Policeman

### PRESENTATIONS:

- Patrol Officer's Function
- Law Enforcement Recruitment—A Municipal Law Enforcement Career (all films listed above correspond with this presentation)

## Drug Abuse



### FILMS:

- 11:59 Last Minute to Choose
- Dead is Dead

### SLIDE PRESENTATIONS:

- History
- Drugs in Use Today
- DEA's Function & Rehabilitation Methods

### PRESENTATIONS:

- History (a brief history course on the use of drugs)
- Modern Use of Drugs (reasons behind use and abuse such as peer pressure and the birth-to-death acceptance of drug usage)

## Community Information



### FILMS:

- Invitation to Burglary
- Rip-Off (burglary prevention)


### SLIDE PRESENTATIONS:

- Home Security Lock Up
- Crime in the Home—Burglary and Robbery
- Crime and the Older Person (street crimes such as robbery and purse theft)
- Combating Con Artists
- Training for Operation Crime Stop

### PRESENTATIONS:

- Burglary and Robbery Prevention
- Con Artists
- Statistics (monthly crime statistics available upon request for each of the 42 Neighborhood Councils. This is a breakdown by area neighborhoods in the City of Independence.)
- Criminal Laws—a thumbnail breakdown of the elements of Part I Crimes

## Safety Programs



### FILMS on Bicycle Safety:

- You and Your Bicycle
- The Safest Way to School
- Your Safety Patrol
- I Like Bikes
- Bicycles are Beautiful

### SLIDE PRESENTATIONS:

- A Good Safety Patrol is No Accident

### PRESENTATIONS (outdoor bike presentations):

- Bicycle Registration
- Bicycle Safety Talk
- Bicycle Skill Test

## Shoplifting



### PRESENTATIONS:

- Statistical Data for 1979, with a breakdown according to age, sex, and race in the City of Independence.
- Prevention Information Shoplifting Laws.

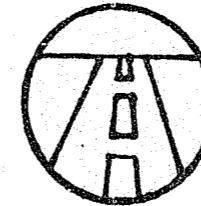
## Juvenile Crime



### PRESENTATIONS:

- Statistical Data on Juvenile Crime and the Juvenile Process
- Juvenile Laws

## Drivers' Education



### FILMS:

- Jerks that Irk (traffic hazards and problems)
- Attitudes in Safety (safety and vehicle maintenance)
- The Third Killer (traffic deaths and causes)
- Emergencies in the Making (traffic safety)
- Broken Glass (safety)
- Freeway Driving is Different

### PRESENTATIONS:

- What Causes Accidents and How To Prevent Them
- What to Do if Involved in an Accident
- Independence Traffic Laws

The Crime Prevention Unit consists of Sgt. David Ward, Supervisor; Patrolman Jim Hayward, and Patrolman John Bush. The unit has designed several programs for presentation to groups and organizations to better inform them of community problems, and crime prevention techniques. The unit's speaker's bureau will give a presentation to any size group concerning any law enforcement related subject. The presentation may consist of films, slide presentation, displays, demonstrations and/or the use of the Crime Prevention Van (which is a mobile unit which contains several law enforcement type displays). The unit has the manpower to respond to day, evening or weekend assignments.

# Yes, I Do Care . . . and Want to be Involved!

Yes, I want to join the crusade against crime in my neighborhood. Please enroll me as a member of our Neighborhood Police Committee and notify me when important neighborhood meetings are occurring. I have also checked the particular projects I am personally interested in helping with. I'm ready to stand and be counted as one taking a No Nonsense attitude against crime.

Name \_\_\_\_\_ Address \_\_\_\_\_

City, State \_\_\_\_\_ Zip \_\_\_\_\_ Neighborhood Number \_\_\_\_\_

Phone \_\_\_\_\_


- Crimestop
- Neighborhood Watch
- Whistle Stop
- Secret Witness
- Court Watchers
- Aid To Victims
- Clergy Against Crime
- Bike Clinics

- Friend To Youth
- Neighborhood Recreation
- Youth and the Law
- Crime Prevention Seminars
- Big Buddy Program
- Volunteer Probation Officers
- Emergency Foster Homes

- Drug Abuse Awareness
- C.B. Patrol
- Senior Citizen Security
- Certified Homes
- Neighborhood Policemen
- Crimes Against Businesses
- Project Information
- Child Abuse Prevention

MAIL TO: Neighborhood Council Service Center, 201 W. Maple, Independence, Mo. 64050 816-833-4225.

## Sex Offenses




### FILMS:

- Child Molester
- Rape—A Preventive Inquiry

### PRESENTATIONS:

- Rape Prevention
- Child Molestation Prevention

## Constitutional Safeguards



### PRESENTATIONS:

- The Citizen's Rights When Involved with a Police Officer in Search and Seizure Situations
- Constitutional Laws

# Letter from the Chief of Police . . .



## City of Independence

103 NORTH MAIN STREET • INDEPENDENCE, MISSOURI 64050 • (816) 836-8300


September 15, 1980

Dear Residents of the City of Independence:

Every member of the Independence, Missouri Police Department is eager to reduce the amount of crime in our city, and we feel that properly informed and involved neighbors are one of our finest assets in crime prevention.

We proudly endorse the Neighborhood Council's Crime Prevention programs and wish them continued success.

Sincerely,

  
Robert E. Rinehart, Major  
ACTING CHIEF OF POLICE

*you don't have to move to live in  
a safer neighborhood!*

NEIGHBORHOOD COUNCILS SERVICE CENTER  
201 WEST MAPLE AT "LIBERTY ON THE SQUARE"  
INDEPENDENCE, MISSOURI 64050  
(816) 833-4225

U.S. Department of Justice  
National Institute of Justice

This document has been reproduced exactly as received from the person or organization originating it. Points of view or opinions stated in this document are those of the authors and do not necessarily represent the official position or policies of the National Institute of Justice.

Permission to reproduce this ~~copyrighted~~ material has been granted by

Public Domain  
LEAA/U.S. Dept. of Justice  
to the National Criminal Justice Reference Service (NCJRS).

Further reproduction outside of the NCJRS system requires permission of the ~~copyright~~ owner.

Non-Profit Org.  
U.S. Postage  
PAID  
Indep., Mo.  
Permit No. 30

ADDRESS CORRECTION REQUESTED

**END**