

80958

1980  
INDIANA JUDICIAL REPORT

DIVISION OF STATE COURT ADMINISTRATION  
ROOM 323, STATEHOUSE  
INDIANAPOLIS, INDIANA 46204

MFE-1



TABLE OF CONTENTS

	Page		Page
<u>GENERAL INFORMATION</u>			
Introduction . . . . .	1	Filing Trends of County Courts - Charts . . . . .	42
Indiana's Judicial System . . . . .	3	Caseload Tables	
1980 Indiana Judicial System - Organization Chart . . . . .	10	Circuit and Superior Courts:	
1980 Trial Judges - Judicial Manpower Table . . . . .	11	- Filings . . . . .	44
1980 Jurisdiction of Indiana Trial Courts - Table . . . . .	18	- Dispositions . . . . .	52
		- Method of Case Disposition . . . . .	60
		- Cases Pending . . . . .	68
<u>TRIAL COURT CASELOAD REPORT</u>			
Caseload of Trial Courts - Introduction . . . . .	30	County Courts and County Court Function:	
1980 Caseload Summary Table . . . . .	32	- Filings and Dispositions . . . . .	76
Total Cases Filed - Summary . . . . .	33	- Method of Case Disposition . . . . .	81
Total Cases Disposed - Summary . . . . .	34	- Cases Pending . . . . .	86
1980 Method of Disposition - Summary . . . . .	35	Marion County Municipal Courts:	
Average Caseload - Filings . . . . .	36	- Filings and Dispositions . . . . .	91
Average Caseload - Dispositions . . . . .	37	- Method of Case Disposition . . . . .	92
Average Caseload - Method of Disposition . . . . .	38	- Cases Pending . . . . .	93
Caseload Comparison Tables -- 1976 - 1980 . . . . .	39	Marion County Small Claims Courts:	
Filing Trends of Circuit and Superior Courts - Chart . . . . .	41	- Filings and Dispositions . . . . .	94

NCJRS

SEP 1 1981

ACQUISITIONS

	Page
- Method of Case Disposition . . . . .	95
- Cases Pending . . . . .	96
City and Town Courts:	
- Filings . . . . .	97
- Dispositions . . . . .	101
- Method of Case Disposition . . . . .	105
- Cases Pending . . . . .	109

CASELOAD REPORTS OF INDIANA SUPREME COURT  
AND INDIANA COURT OF APPEALS

Supreme Court of Indiana . . . . .	114
Indiana Court of Appeals . . . . .	117

FISCAL REPORT

Introduction . . . . .	127
Financial Comparison Table . . . . .	131
Expenditures by the State of Indiana on the Indiana Courts . . . . .	132
County Expenditures on Circuit, Superior, County, Municipal and Probate Courts - Summary . . . . .	133

	Page
Local Expenditures on City, Town and Small Claims Courts - Summary . . . . .	135
Revenues of Circuit, Superior, County and Probate Courts - Summary . . . . .	138
Revenues of City and Town Courts - Summary . . . . .	139
Revenues of Small Claims Courts - Summary . . . . .	140
Average Court Expenditures . . . . .	141
Average Court Revenues . . . . .	142

Tables

Circuit, Superior, County, Municipal and  
Probate Courts:

- Total County Revenues and Total County Expenditures . . . . .	143
- Revenues for State Funds . . . . .	148
- Revenues for County Funds . . . . .	156
- Key and Footnotes to Revenues . . . . .	164
- Expenditures . . . . .	166
- Footnotes to Expenditures . . . . .	210

	Page
City and Town Courts:	
- Total Revenues . . . . .	212
- Revenues to State Funds . . . . .	213
- Revenues to County Funds . . . . .	217
- Revenues to Local Funds . . . . .	221
- Expenditures . . . . .	225
- Footnotes to Expenditures . . . . .	
Marion County Small Claims Courts:	
- Revenues . . . . .	242
- Expenditures . . . . .	243

U.S. Department of Justice  
National Institute of Justice

This document has been reproduced exactly as received from the person or organization originating it. Points of view or opinions stated in this document are those of the authors and do not necessarily represent the official position or policies of the National Institute of Justice.

Permission to reproduce this copyrighted material has been granted by  
Office of the State Court  
Administration

to the National Criminal Justice Reference Service (NCJRS).

Further reproduction outside of the NCJRS system requires permission of the copyright owner.

INTRODUCTION

This report is compiled and published pursuant to the provisions of IC 33-2.1-7-3 which, among other things, provide that the Division of State Court Administration shall collect and compile statistical data and shall prepare and publish reports on the nature and volume of the work performed by the courts. The caseload data contained in this report represents the workload of the Indiana Judicial System during 1980. The fiscal information is not an exact accounting of funds; it is intended to present an overview of the expenditures of public funds on such system and the revenues derived therefrom.

The nature of the data collected from the trial courts is determined by the purpose and potential use of such data. Thus, the trial courts are asked to complete quarterly case status reports in which cases are monitored at two points, the initial filing of a case and its final disposition. The type of case and type of disposition (i.e., default, jury trial, bench trial, etc.) are further distinguished in order to provide a more accurate picture of judicial workload. The financial data reported reflects the total


expenditure by each county on each court for an entire calendar year and the total revenues derived through the operation of the trial courts. Nineteen eighty is the first year during which caseload and fiscal information was collected from Indiana's City, Town and Small Claims Courts. Their inclusion in the reporting system was made pursuant to a legislative enactment requiring all such courts to supply the necessary data.

The prime responsibility for completing the quarterly case status and financial reports rests with the trial judge, but he or she may, and often does, designate a staff member as a preparer. More detailed descriptions of the caseload and financial reporting procedures are contained in this report.

This report is intended to be used by the trial judges in evaluating their performance and monitoring the caseload in their respective courts; by trial judges and county councils in providing adequate funding for the trial courts; by the General Assembly and their Committees; and by the Indiana Supreme Court in carrying out its administrative functions over the judicial system. The information provided herein presents a continuous factual basis for any long-term judicial planning for the State of Indiana.

The caseload reports of the Indiana Supreme Court and the Court of Appeals are prepared by the offices of their respective administrators and are reflected in this report. Both appellate courts are funded by state funds and have separate budgets. Their expenditures are also reflected in this report.

In order to aid in the understanding of the statistical information provided in this report, a description of the structure of Indiana's judicial system during 1980 follows.



INDIANA'S JUDICIAL SYSTEM

Article 3, Section 1 of the Constitution of Indiana provides:

Three Departments - The powers of the Government are divided into three separate departments; the Legislative, the Executive including the Administrative, and the Judicial; and no person, charged with official duties under one of these departments, shall exercise any of the functions of another, except as in this Constitution expressly provided.

The judicial power of the State of Indiana is vested in a Supreme Court, a Court of Appeals, Circuit Courts, and such other courts as the General Assembly may establish.<sup>1</sup> The General Assembly has from time to time established other courts vesting them with specific powers. The Superior and County Courts are such legislatively created courts. The former have general trial jurisdiction while the county courts have more limited jurisdiction. Additionally there are city and town courts with even more limited jurisdiction. Specialized courts and additional tribunals with limited jurisdiction are found in the more populous counties.

1) Ind. Const., Art. 7, Sec. 1.

SUPREME COURT

The Indiana Supreme Court consists of five justices, one of whom is the Chief Justice of the State (selected by the Indiana Judicial Nominating Commission).<sup>2</sup>

The Supreme Court has no original jurisdiction except in (a) admission to the practice of law; (b) discipline and disbarment of those admitted; (c) unauthorized practice of law; (d) discipline, removal, and retirement of judges; and (e) exercise of jurisdiction by other courts.

Its appellate jurisdiction includes appeals from judgments imposing a sentence of death, life imprisonment or imprisonment for a term greater than 10 years; cases where a state or federal statute has been declared unconstitutional; appeals from denial of release in habeas corpus cases arising out of criminal, extradition or mental health proceedings; and, on petition, cases involving substantial questions of law, great public importance, or emergencies.<sup>3</sup>

The justices are appointed by the Governor after

2) Ind. Const., Art. 7, Sec. 2; IC 33-2.1-2-1.

3) Ind. Const., Art. 7, Sec. 4; Ind. Rules of Ct., App. Rule 4.

nomination by a Judicial Nominating Commission. After an initial two-year term, they run on a "Yes--No" retention ballot, and, if successful, they then serve ten-year terms.

#### COURT OF APPEALS

The Court of Appeals became a constitutional court under a 1970 revision of the Constitution. The Judicial Article provides that the state be divided into geographic districts by the General Assembly, and that each district have three judges.<sup>4</sup> Presently, the court has four districts, with a total of twelve judges.<sup>5</sup> The twelve judges select one of their number as Chief Judge, and each district elects a presiding judge.<sup>6</sup> The Court of Appeals has no original jurisdiction except as authorized by Supreme Court rules to review directly final decisions of certain administrative agencies.<sup>7</sup> It has jurisdiction over all appeals not taken to the Supreme Court.

The judges of the Court of Appeals are selected in the same manner as the Supreme Court Justices.

4) Ind. Const., Art. 7, Sec. 5.

5) IC 33-2.1-2-2.

6) IC 33-2.1-2-4.

7) Ind. Const., Art. 7, Sec. 6; Ind. Rules of Ct., App. Rule 4(B).

#### CIRCUIT COURTS

The Indiana Constitution directs that the state be divided into several circuits by the General Assembly and that a judge be elected for each circuit.<sup>8</sup> Eighty-six, of a total of ninety-two counties, each constitute a circuit, while the remaining six counties are in three "joint" circuits with two counties each.

The Circuit Courts are vested with unlimited trial jurisdiction in all cases, except when exclusive or concurrent jurisdiction is conferred upon other courts. They also have appellate jurisdiction over appeals from City and Town Courts<sup>9</sup> and, in Marion County, from the Small Claims Courts.<sup>10</sup>

The Circuit Courts in twenty-one counties are required to maintain a small claims docket where civil claims of \$1,500 or less and possessory actions between landlord and tenant, where the rent does not exceed \$500 per month, may be filed. A litigant on the small claims docket need not be represented by an attorney because the trials are held in an informal atmosphere.<sup>11</sup> In the remaining

8) Ind. Const., Art. 7, Sec. 7.

9) IC 33-4-4-3.

10) IC 33-11.6-4-14.

11) IC 33-10.5-7-2.



counties, the small claims dockets have been established either in the Superior or County Court in the county. The caseload on the former small claims dockets is usually referred to as the "County Court Function" of the Circuit or Superior Court due to the establishment of these dockets under the 1975 County Court Law.

#### SUPERIOR COURTS

Superior Courts are created by the General Assembly one at a time as local judicial needs change. Though their organization and jurisdiction may vary from county to county, for the most part, they are courts of general jurisdiction. They have the same appellate jurisdiction as Circuit Courts over appeals from City, Town and Small Claims Courts.

There are ninety-two judges serving the Superior Courts of thirty-seven counties. Eighteen of these counties have more than one such court or division. In ten of the thirty-seven counties statutory language sets up one unified Superior Court with two or more judges but several other counties, through internal rules, operate their courts as a unified county system. Eleven counties have their small claims divisions within the Superior Court (Allen,

Cass, DeKalb, Dubois, Hendricks, Miami, Monroe, Newton, St. Joseph, Vanderburgh and Warrick Counties.) In Hendricks, Monroe and Vanderburgh Counties civil cases of up to \$3,000 may be filed on the superior court small claims docket. Allen, St. Joseph and Vanderburgh Superior Courts have minor offenses dockets for all misdemeanors, Class D felonies, ordinances and infractions.<sup>12</sup> The superior courts in the remaining eight counties have similar offenses dockets but they do not handle Class D felonies.<sup>13</sup>

#### PROBATE COURT (St. Joseph County)

The St. Joseph Probate Court is the only specialized Probate Court left in Indiana.<sup>14</sup> The Court has one judge and has original jurisdiction in all matters pertaining to the probate of wills, appointment of guardians, assignees, executors, administrators and trustees, settlements of incompetents' estates and adoptions.<sup>15</sup> The court also has exclusive juvenile

12) IC 33-10.5-3-3.

13) IC 33-5-37.2-6; IC 33-5-45.5-15; IC 33-5-9.7-6;  
IC 33-5-10.8-6; IC 33-5-35.8-6; IC 33-5-36.1-28;  
IC 33-5-12.5-6; IC 33-5-25-6.1.

14) IC 33-8-1-1.

15) IC 33-8-2-9.

jurisdiction.<sup>16</sup>

MUNICIPAL COURT (Marion County)

The territorial jurisdiction of the Marion County Municipal Court extends to the City-County consolidation of Indianapolis-Marion. The court has fifteen judges, fourteen of whom are trial judges, and one a presiding judge. It has concurrent jurisdiction with the Criminal Court in all Class D felonies, misdemeanors, infractions, and over local ordinance violations. The court has jurisdiction to issue warrants upon probable cause for misdemeanors and felonies committed in the county and to conduct probable cause hearings, to determine sufficiency of recognizance and surety in felony cases, and upon probable cause determination to bind such cases over to a court with felony jurisdiction. The court's civil jurisdiction is concurrent with the Superior and Circuit Courts in all civil cases founded on contract or tort which do not exceed \$12,500, and, irrespective of the value of property, in possessory actions between landlord and tenant.<sup>17</sup> Appeals from

<sup>16</sup>) IC 33-8-2-10.

<sup>17</sup>) IC 33-6-1-2.

the Municipal Court are taken to the Court of Appeals.<sup>18</sup>

COUNTY COURTS

In 1975, the General Assembly created a new system of County Courts to replace the Justice of the Peace Courts.<sup>19</sup> The County Courts began operating on January 1, 1976, when the majority of the Justice of the Peace Courts went out of existence. There are sixty-four County Court Judges in sixty-nine courts, serving fifty counties, with some counties sharing a court, and others having more than one.

The County Court has original and concurrent jurisdiction in all civil cases founded in contract or tort where the damages do not exceed \$3,000, possessory actions between landlord and tenant where the rent does not exceed \$500 per month, all actions for the possession of property where the value of the property sought to be recovered does not exceed \$3,000, Class D felonies, misdemeanor and infraction cases, violations of local ordinances and surety of the peace cases.<sup>20</sup> The County Court also has a small claims docket like

<sup>18</sup>) IC 33-6-1-8.

<sup>19</sup>) Acts 1975, P.L. 305.

<sup>20</sup>) IC 33-10.5-3-1.

that of the Circuit Court for cases where the amount sought to be recovered is \$1,500 or less and possessory actions where the rent reserved does not exceed \$500 per month.<sup>21</sup>

The County Courts have been specifically precluded from exercising any jurisdiction over cases involving injunctive relief, partition of, or liens on, real estate, paternity, juvenile matters, probate, receivership or dissolution of marriage. It may conduct preliminary hearings in felony cases.<sup>22</sup>

Appeals from the County Court, including its small claims docket, go to the Court of Appeals in the same manner as appeals from the Circuit or Superior Court.

#### CITY COURTS

With the reorganization of Indiana's lower court structure, city courts were to be abolished as of 12/31/79. A 1978 legislative amendment,<sup>23</sup> however, now provides for the extension of such courts until December 31, 1983, if the city adopts an ordinance for such continuation. A city which exercises this option must give

21) IC 33-10.5-7-1.

22) IC 33-10.5-3-2.

23) Acts 1978, P.L. 141, SEC. 9.

notice to that effect to the office of State Court Administration.<sup>24</sup>

The exception to these provisions is that city courts in second-class cities, in counties with population in excess of 500,000 (Lake County) are not abolished.

There are a total of fifty-three city courts in Indiana with varied jurisdiction depending on the city's classification. All city courts have criminal jurisdiction of city ordinance violations and of misdemeanors and infractions.<sup>25</sup> City courts in second, third and fourth-class cities have concurrent jurisdiction in civil cases of up to \$500. However, a city court has no jurisdiction in actions for slander, libel, foreclosure of mortgage on real estate, where the title to real estate is in issue, matters relating to decedents' estates, guardianships or actions in equity.<sup>26</sup> City courts in second-class cities in a county having three or more second-class cities (Lake County is the only county within this classification) have higher civil jurisdiction of actions involving no more than \$2,500. The Lake County City Courts also have greater criminal jurisdiction. They can hear cases

24) IC 33-10.1-1-2.

25) IC 33-10.1-2-2.

26) IC 33-10.1-2-3.

involving all violations of state statutes but may not assess fines in excess of \$1,000 nor impose a sentence of imprisonment of more than one year.<sup>27</sup> The city courts in fourth-class cities which are not county seats also have higher civil jurisdiction and can hear actions involving up to \$1,000.<sup>28</sup>

Appeals from a judgment of a city court may be taken to the circuit or superior court of the county and tried de novo.<sup>29</sup> Civil action appeals from Lake County city courts are also taken to the circuit or superior court but are tried on assignment of error.<sup>30</sup>

#### TOWN COURTS

Town courts are created by an ordinance of the town board of trustees.<sup>31</sup> As in the case of the city courts, town courts were to be abolished on December 31, 1979, and could not be created after such date.<sup>32</sup> Pursuant to a 1978 legislative amendment<sup>33</sup> the

27) IC 33-10.1-2-4.

28) IC 33-10.1-2-5.

29) IC 33-10.1-5-9.

30) IC 33-10.1-5-10.

31) IC 18-1-14.1-7. Repealed by Acts 1980, P.L. 8, SEC. 184(a).

32) Acts 1975, P.L. 305, SEC 55.

33) Acts 1978, P.L. 141, SEC 9.

existence of town courts may be extended until December 31, 1983, if the town board adopted an ordinance to that effect. A town which has exercised this option must give notice to the division of State Court Administration.<sup>34</sup>

Town courts have exclusive jurisdiction of all town ordinance violations. They also have jurisdiction of all misdemeanors and infractions.<sup>35</sup> Appeals from the town court may be taken to the superior or circuit court of the county within thirty days from the rendition of the judgment.<sup>36</sup>

#### SMALL CLAIMS COURTS (Marion County)

The Marion County Small Claims Court has eight divisions based on township lines and has territorial jurisdiction throughout the county. The court's trial jurisdiction is concurrent with the Circuit, Superior and Municipal Courts in all civil cases founded on contract or tort in which the claim does not exceed \$1,500,<sup>37</sup> in actions for possession of property where the value of the property sought to be recovered does not exceed \$1,500, in possessory actions

34) IC 33-10.1-1-2.

35) IC 33-10.1-2-7.

36) IC 33-10.1-5-9(b).

37) IC 33-11.6-4-2.

between landlord and tenant in which the past due rent at the time of filing does not exceed \$1,500,<sup>38</sup> and cases requesting surety of the peace.<sup>39</sup> The Small Claims Court has no jurisdiction in actions seeking injunctive relief or involving partition of real estate, or to declare or enforce any lien thereon (with certain exceptions), or in cases in which the appointment of a receiver is asked, or in suits for dissolution or annulment of marriage.<sup>40</sup> The Small Claims Court is not a court of record,<sup>41</sup> and the appeals are tried de novo in the Circuit or Superior Courts in accordance with rules established by the Circuit Court.<sup>42</sup>

38) IC 33-11.6-4-3.

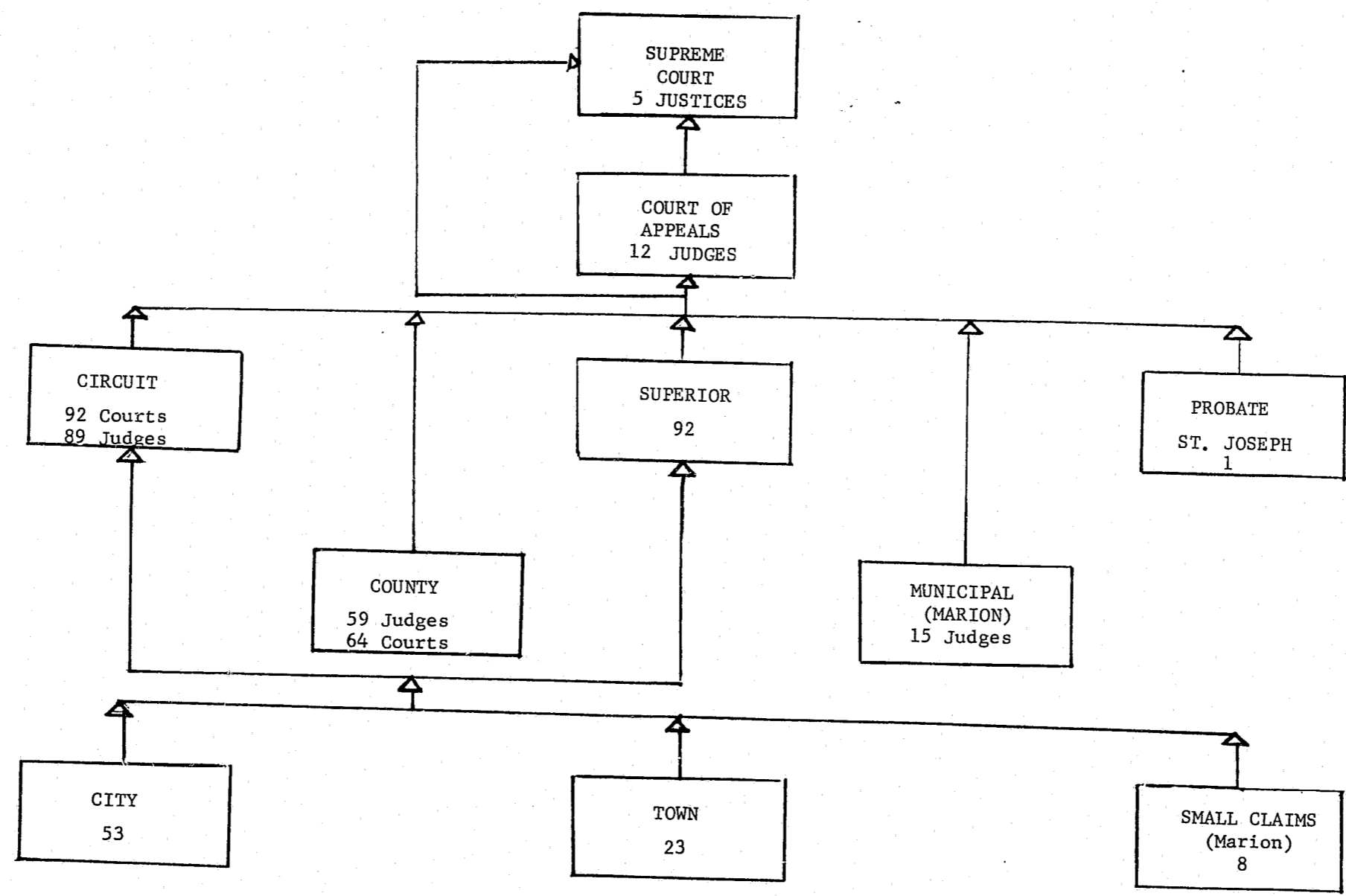
39) IC 33-11.6-6-1. et seq.

40) IC 33-11.6-4-4.

41) IC 33-11.6-1-4.

42) IC 33-11.6-4-14.

1980 INDIANA JUDICIAL SYSTEM



1980 TRIAL JUDGES

<u>County</u>	<u>Circuit Courts</u>	<u>Superior Courts</u>	<u>County Courts</u>	<u>Other Courts</u>	<u>Total Courts</u>	<u>Population of County</u>	<u>Ratio of Judges Per Population</u>	<u>City Courts (Not Included in Ratio)</u>	<u>Town Courts (Not Included in Ratio)</u>
Adams	1		1		2	29,465	1:14,733		
Allen	1	8-U			9	292,329	1:32,481		
Bartholomew	1	1	1		3	64,655	1:21,552		
Benton	1				1	10,192	1:10,192		
Blackford	1				1	15,528	1:15,528	Hartford Montpelier	
Boone	1	1	1		3	36,317	1:12,106	Lebanon	Thorntown Whitestown Zionsville
Brown	1				1	12,419	1:12,419		
Carroll	1				1	19,467	1:19,467	Delphi	
Cass	1	1			2	40,824	1:20,412		
Clark	1	1	1		3	88,556	1:29,519	Charlestown Jeffersonville	Clarksville
Clay	1		1 <sup>1</sup>		2	24,850	1:12,425		
Clinton	1		1		2	31,165	1:15,583	Frankfort	
Crawford	$\frac{1}{2}$		$\frac{1}{2}$		$\frac{1}{2} + \frac{1}{2}$	9,699	1: 9,699		
Daviess	1		1		2	27,768	1:13,884		
Dearborn	$\frac{1}{2}$		1		1 $\frac{1}{2}$	34,212	1:22,808	Aurora Lawrenceburg	
Decatur	1		1		2	23,819	1:11,910		

1980 TRIAL JUDGES

<u>County</u>	<u>Circuit Courts</u>	<u>Superior Courts</u>	<u>County Courts</u>	<u>Other Courts</u>	<u>Total Courts</u>	<u>Population of County</u>	<u>Ratio of Judges Per Population</u>	<u>City Courts (Not Included in Ratio)</u>	<u>Town Courts (Not Included in Ratio)</u>
DeKalb	1	1			2	33,360	1:16,680	Butler	
Delaware	1	2	2		5	127,455	1:25,491		Yorktown Albany
Dubois	1 <sup>1</sup>	1			2	34,336	1:17,168		
Elkhart	1	2	2		5	136,686	1:27,337	Elkhart Goshen Nappanee	
Fayette	1		1		2	28,028	1:14,014		
Floyd	1	1	1		3	61,081	1:20,360		
Fountain	1				1	18,978	1:18,978	Attica	
Franklin	1				1	19,516	1:19,516		
Fulton	1		$\frac{1}{2}$		$1\frac{1}{2}$	19,208	1:12,805		
Gibson	1		1		2	33,002	1:16,501		
Grant	1	2	1		4	80,679	1:20,170	Gas City Marion	
Greene	1		$\frac{1}{2}$		$1\frac{1}{2}$	30,304	1:20,203		
Hamilton	1	2	1		4	81,431	1:20,358		
Hancock	1	1	1		3	43,858	1:14,619	Carmel Noblesville	
Harrison	$\frac{1}{2}$		$\frac{1}{2}$		$\frac{1}{2} + \frac{1}{2}$	27,209	1:27,209		
Hendricks	1	2			3	69,320	1:23,107		



1980 TRIAL JUDGES

<u>County</u>	<u>Circuit Courts</u>	<u>Superior Courts</u>	<u>County Courts</u>	<u>Other Courts</u>	<u>Total Courts</u>	<u>Population of County</u>	<u>Ratio of Judges Per Population</u>	<u>City Courts (Not Included in Ratio)</u>	<u>Town Courts (Not Included in Ratio)</u>
Henry	1	1	1		3	53,421	1:17,807		
Howard	1	2-U	1		4	86,657	1:21,664		Knightstown
Huntington	1		1		2	35,437	1:17,719		Russiaville
Jackson	1		1		2	35,587	1:17,794		
Jasper	1		1		2	26,068	1:13,034		
Jay	1		½		1½	22,967	1:15,311		DeMotte Wheatfield
Jefferson	½		1		1½	30,228	1:20,152	Dunkirk Portland	
Jennings	1				1	22,725	1:22,725		
Johnson	1	1	1		3	77,085	1:25,695	North Vernon	
Knox	1	1	1		3	41,558	1:13,853	Franklin Greenwood	
Kosciusko	1	1	1		3	58,978	1:19,659	Bicknell	
LaGrange	1		1		2	25,402	1:12,701		
Lake	1	10-U	3		14	520,228	1:37,159	Crown Point East Chicago Gary Hammond Hobart Lake Station Whiting	

1980 TRIAL JUDGES

<u>County</u>	<u>Circuit Courts</u>	<u>Superior Courts</u>	<u>County Courts</u>	<u>Other Courts</u>	<u>Total Courts</u>	<u>Population of County</u>	<u>Ratio of Judges Per Population</u>	<u>City Courts (Not Included in Ratio)</u>	<u>Town Courts (Not Included in Ratio)</u>
LaPorte	1	2	2		5	107,483	1:21,497		
Lawrence	1	1	1		3	42,520	1:14,173		
Madison	1	3-U	2		6	138,969	1:23,162	Anderson Alexandria	Edgewood
Marion	1	13-U		15	29	762,067	1:26,278		
Marshall	1	1	1		3	39,655	1:13,218	Plymouth	Argos
Martin	1 <sup>2</sup>				1	11,029	1:11,029	Loogootee	
Miami	1	1			2	39,788	1:19,894	Peru	Bunker Hill
Monroe	1	3-U			4	97,599	1:24,400		
Montgomery	1		1		2	35,354	1:17,677		
Morgan	1	1	1		3	51,821	1:17,274	Martinsville	Mooreville
Newton	1	1 <sup>3</sup>			2	14,840	1: 7,420		
Noble	1		1		2	35,360	1:17,680		Avilla Cromwell
Ohio	$\frac{1}{2}$		$\frac{1}{2}$		$\frac{1}{2} + \frac{1}{2}$	5,059	1: 5,059		
Orange	1		1		2	19,660	1: 9,830		
Owen	1				1	15,908	1:15,908		
Parke	1				1	16,281	1:16,281		
Perry	1				1	19,211	1:19,211	Cannelton Tell City	

1980 TRIAL JUDGES

<u>County</u>	<u>Circuit Courts</u>	<u>Superior Courts</u>	<u>County Courts</u>	<u>Other Courts</u>	<u>Total Courts</u>	<u>Population of County</u>	<u>Ratio of Judges Per Population</u>	<u>City Courts (Not Included in Ratio)</u>	<u>Town Courts (Not Included in Ratio)</u>
Pike	1				1	13,431	1:13,431	Petersburg	
Porter	1	2-U	2		5	118,717	1:23,743		Chesterfield Chesterton
Posey	1		1		2	26,277	1:13,139		
Pulaski	1		$\frac{1}{2}$		$1\frac{1}{2}$	13,200	1: 8,800		
Putnam	1		1		2	29,095	1:14,548		
Randolph	1		$\frac{1}{2}$		$1\frac{1}{2}$	29,958	1:19,972	Union City Winchester	
Ripley	1				1	24,481	1:24,481	Batesville	Versailles
Rush	1		1		2	19,556	1: 9,778		
St. Joseph	1	7-U		1	9	238,454	1:26,495		
Scott	1		1		2	20,335	1:10,168		
Shelby	1	1	1		3	39,640	1:13,213		
Spencer	1				1	19,395	1:19,395	Rockport	
Starke	1				1	21,898	1:21,898	Knox	
Steuben	1		1		2	24,180	1:12,090		Freemont
Sullivan	1		$\frac{1}{2}$		$1\frac{1}{2}$	20,971	1:13,981		
Switzerland	$\frac{1}{2}$		$\frac{1}{2}$		$\frac{1}{2} + \frac{1}{2}$	7,128	1: 7,128		
Tippecanoe	1	2	2		5	120,534	1:24,107	West Lafayette	

1980 TRIAL JUDGES

<u>County</u>	<u>Circuit Courts</u>	<u>Superior Courts</u>	<u>County Courts</u>	<u>Other Courts</u>	<u>Total Courts</u>	<u>Population of County</u>	<u>Ratio of Judges Per Population</u>	<u>City Courts (Not Included in Ratio)</u>	<u>Town Courts (Not Included in Ratio)</u>
Tipton	1				1	16,816	1:16,816	Tipton	Sharpsville
Union	1				1	6,863	1: 6,863		
Vanderburgh	1	7-U			8	166,725	1:20,841		
Vermillion	1				1	18,203	1:18,203	Clinton	
Vigo	1	2-U	2		5	111,828	1:22,366	Terre Haute	
Wabash	1		1		2	36,556	1:18,278	Wabash	North Manchester
Warren	1				1	8,971	1: 8,971		
Warrick	1	1			2	40,302	1:20,151		
Washington	1				1	21,920	1:21,920	Salem	
Wayne	1	2	1		4	75,918	1:18,980		
Wells	1		1		2	25,285	1:12,643	Bluffton	
White	1		1		2	23,737	1:11,869		
Whitley	1		1		2	26,068	1:13,034	Columbia City	Monon

- NOTE: 1) Population figures are based on 1980 United States preliminary count.  
 2) The City and Town Courts are included only for information purposes. They are not taken into account in determining the ratio.  
 3)  $\frac{1}{2}$  indicates one judge serves two counties.  
 4) "U" indicates unified courts.

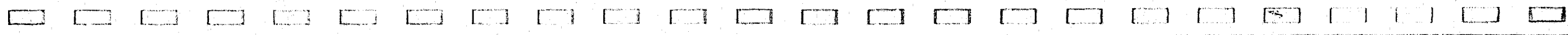
FOOTNOTES TO 1980 TRIAL JUDGES CHART

- 1) The Dubois/Martin Circuit Court was split into two such courts effective July 1, 1980. IC 33-4-1-19, as amended by Acts 1980, P.L. 187.
- 2) Martin Circuit Court, See Footnote #1.
- 3) Newton Superior Court was created effective July 1, 1980, as added by Acts 1980, P.L. 189.

1980 JURISDICTION OF INDIANA TRIAL COURTS

COUNTY	COURT	GENERAL CRIMINAL JURISDICTION	MISDEMEANOR & CLASS D FELONY DIV.	GENERAL CIVIL JURISDICTION	SMALL CLAIMS DIVISION (\$1,500)	DISSOLUTION	PROBATE	JUVENILE	TRAFFIC	INFRACTIONS
Adams	Cir Co	x	x	x x \$3,000	x	x	x	x	x x*	x x*
Allen	Cir Sup (8)	x x	x	x x	x	x x	x x	x	x x*	x x*
Bartholomew	Cir Sup Co	x x	x	x x x \$3,000	x	x x	x x	x	x x x*	x x x*
Benton	Cir	x		x	x	x	x	x	x	x
Blackford	Cir	x		x	x	x	x	x	x	x
Boone	Cir Sup Co	x x	x	x x x \$3,000	x	x x	x	x	x x x*	x x x*
Brown	Cir	x	x	x	x	x	x	x	x	x
Carroll	Cir	x	x	x	x	x	x	x	x	x
Cass	Cir Sup	x x	x (No Cl. D)	x x	x	x x	x x	x	x x*	x x*

NOTE: An "\*" indicates the court which primarily handles these cases.



1980 JURISDICTION OF INDIANA TRIAL COURTS

<u>COUNTY</u>	<u>COURT</u>	<u>GENERAL CRIMINAL JURISDICTION</u>	<u>MISDEMEANOR &amp; CLASS D FELONY DIV.</u>	<u>GENERAL CIVIL JURISDICTION</u>	<u>SMALL CLAIMS DIVISION (\$1,500)</u>	<u>DISSOLUTION</u>	<u>PROBATE</u>	<u>JUVENILE</u>	<u>TRAFFIC</u>	<u>INFRACTIONS</u>
Clark	Cir Sup Co	x x x	x	x x x \$3,000	x	x	x	x	x x	x x
Clay	Cir Co	x	x	x x \$3,000	x	x	x	x	x x*	x x*
Clinton	Cir Co	x	x	x x \$3,000	x	x	x	x	x x*	x x*
Crawford	Cir (½) Co (½)	x	x	x x \$3,000	x	x	x	x	x x*	x x*
Daviess	Cir Co	x	x	x x \$3,000	x	x	x	x	x x*	x x*
Dearborn	Cir (½) Co	x	x	x x \$3,000	x	x	x	x	x x*	x x*
Decatur	Cir Co	x	x	x x \$3,000	x	x	x	x	x x*	x x*
DeKalb	Cir Sup	x x	x (No Cl. D)	x x	x	x	x	x	x x*	x x*

1980 JURISDICTION OF INDIANA TRIAL COURTS

<u>COUNTY</u>	<u>COURT</u>	<u>GENERAL CRIMINAL JURISDICTION</u>	<u>MISDEMEANOR &amp; CLASS D FELONY DIV.</u>	<u>GENERAL CIVIL JURISDICTION</u>	<u>SMALL CLAIMS DIVISION (\$1,500)</u>	<u>DISSOLUTION</u>	<u>PROBATE</u>	<u>JUVENILE</u>	<u>TRAFFIC</u>	<u>INFRACTIONS</u>
Delaware	Cir	x		x		x	x	x	x	x
	Sup 1	x		x		x	x	x	x	x
	Sup 2	x		x		x	x	x	x	x
	Co 1		x	x \$3,000	x				x	x
	Co 2		x	x \$3,000	x				x	x
DuBois <sup>1</sup>	Cir	x		x		x	x	x	x	x
	Sup	x	x (No Cl. D)	x		x	x	x	x	x
Elkhart	Cir	x		x		x	x	x		
	Sup 1	x		x		x	x	x		
	Sup 2	x		x		x	x	x	x*	x
	Co Gos		x	x \$3,000	x				x*	x*
	Co Elk		x	x \$3,000	x				x*	x*
Fayette	Cir	x		x		x	x	x	x	x
	Co		x	x \$3,000	x				x*	x*
Floyd	Cir	x		x		x	x	x	x	x
	Sup	x		x		x	x		x	x
	Co		x	x \$3,000	x				x*	x*
Fountain	Cir	x		x	x	x	x	x	x	x
Franklin	Cir	x		x	x	x	x	x	x	x




1980 JURISDICTION OF INDIANA TRIAL COURTS

<u>COUNTY</u>	<u>COURT</u>	<u>GENERAL CRIMINAL JURISDICTION</u>	<u>MISDEMEANOR &amp; CLASS D FELONY DIV.</u>	<u>GENERAL CIVIL JURISDICTION</u>	<u>SMALL CLAIMS DIVISION (\$1,500)</u>	<u>DISSOLUTION</u>	<u>PROBATE</u>	<u>JUVENILE</u>	<u>TRAFFIC</u>	<u>INFRACTIONS</u>
Fulton	Cir Co (½)	x	x	x x \$3,000	x	x	x	x	x x*	x x*
Gibson	Cir Co	x	x	x x \$3,000	x	x	x	x	x x*	x x*
Grant	Cir Sup 1 Sup 2 Co	x x x	x	x x x x \$3,000	x	x x x	x x x	x x x	x x x x*	x x x x*
Greene	Cir Co (½)	x	x	x x \$3,000	x	x	x	x	x x*	x x*
Hamilton	Cir Sup 1 Sup 2 Co	x x x	x	x x x x \$3,000	x	x x x	x x x	x x	x x x x*	x x x x*
Hancock	Cir Sup Co	x x	x	x x x \$3,000	x	x x	x x	x x	x x x*	x x x*
Harrison	Cir (½) Co (½)	x	x	x x \$3,000	x	x	x	x	x x*	x x*

1980 JURISDICTION OF INDIANA TRIAL COURTS

<u>COUNTY</u>	<u>COURT</u>	<u>GENERAL CRIMINAL JURISDICTION</u>	<u>MISDEMEANOR &amp; CLASS D FELONY DIV.</u>	<u>GENERAL CIVIL JURISDICTION</u>	<u>SMALL CLAIMS DIVISION (\$1,500)</u>	<u>DISSOLUTION</u>	<u>PROBATE</u>	<u>JUVENILE</u>	<u>TRAFFIC</u>	<u>INFRACOCTIONS</u>
Hendricks	Cir	x		x		x		x	x	x
	Sup 1	x		x		x	x		x	x
	Sup 2	x	x (No Cl. D)	x	x \$3,000	x			x*	x*
Henry	Cir	x		x		x	x	x	x	x
	Sup	x		x		x	x	x	x	x
	Co		x	x \$3,000	x				x*	x*
Howard	Cir	x		x		x	x	x	x	x
	Sup (2)	x		x		x	x		x	x
	Co		x	x \$3,000	x				x*	x*
Huntington	Cir	x		x		x	x	x	x	x
	Co		x	x \$3,000	x				x*	x*
Jackson	Cir	x		x		x	x	x	x	x*
	Co		x	x \$3,000	x					x*
Jasper	Cir	x		x		x	x	x	x	x
	Co		x	x \$3,000	x				x*	x*
Jay	Cir	x		x		x	x	x	x	x
	Co (½)		x	x \$3,000	x				x*	x*
Jefferson	Cir (½)	x		x		x	x	x	x	x
	Co		x	x \$3,000	x				x*	x*



1980 JURISDICTION OF INDIANA TRIAL COURTS

<u>COUNTY</u>	<u>COURT</u>	<u>GENERAL CRIMINAL JURISDICTION</u>	<u>MISDEMEANOR &amp; CLASS D FELONY DIV.</u>	<u>GENERAL CIVIL JURISDICTION</u>	<u>SMALL CLAIMS DIVISION (\$1,500)</u>	<u>DISSOLUTION</u>	<u>PROBATE</u>	<u>JUVENILE</u>	<u>TRAFFIC</u>	<u>INFRACTIONS</u>
Jennings	Cir	x		x	x	x	x	x	x	x
Johnson	Cir	x		x		x	x	x	x	x
	Sup	x		x		x	x		x	x
	Co		x	x \$3,000	x				x*	x*
Knox	Cir	x		x		x	x	x	x	x
	Sup	x		x		x	x	x	x	x
	Co		x	x \$3,000	x				x*	x*
Kosciusko	Cir	x		x		x	x	x	x	x
	Sup	x		x		x	x	x	x	x
	Co		x	x \$3,000	x				x*	x*
LaGrange	Cir Co	x	x	x x \$3,000	x	x	x	x	x x*	x x*
Lake	Cir Sup(10) Co (3)	x (No Felony) x (Felony)	x	x x \$3,000	x	x x	x	x	x x*	x x*
LaPorte	Cir	x		x		x	x	x	x	x
	Sup 1	x		x		x	x	x	x	x
	Sup 2	x		x		x	x	x	x	x
	Co L/P		x	x \$3,000	x				x*	x*
	Co M/C		x	x \$3,000	x				x*	x*

1980 JURISDICTION OF INDIANA TRIAL COURTS


<u>COUNTY</u>	<u>COURT</u>	<u>GENERAL CRIMINAL JURISDICTION</u>	<u>MISDEMEANOR &amp; CLASS D FELONY DIV.</u>	<u>GENERAL CIVIL JURISDICTION</u>	<u>SMALL CLAIMS DIVISION (\$1,500)</u>	<u>DISSOLUTION</u>	<u>PROBATE</u>	<u>JUVENILE</u>	<u>TRAFFIC</u>	<u>INFRACTIONS</u>
Lawrence	Cir	x		x		x	x	x	x	x
	Sup	x		x		x			x	x
	Co		x	x \$3,000	x				x	x
Madison	Cir	x		x		x	x		x	x
	Sup (3)	x		x		x	x	x	x	x
	Co (2)		x	x \$3,000	x				x*	x*
Marion	Cir	x		x		x			x	x
	Sup (13)	x		x		x	x	x	x	x
	Munic (15)		x	x \$12,500					x*	x*
Marshall	Cir	x		x		x	x	x	x	x
	Sup	x		x		x	x	x	x	x
	Co		x	x \$3,000	x				x*	x*
Martin <sup>2</sup>	Cir	x	x (No Cl. D)	x		x	x	x	x	
Miami	Cir	x		x		x	x	x	x	x
	Sup	x	x (No Cl. D)	x	x	x	x	x	x*	x*
Monroe	Cir	x		x		x	x	x	x	x
	Sup (3)	x	x (No Cl. D)	x	x \$3,000	x			x*	x*

1980 JURISDICTION OF INDIANA TRIAL COURTS

<u>COUNTY</u>	<u>COURT</u>	<u>GENERAL CRIMINAL JURISDICTION</u>	<u>MISDEMEANOR &amp; CLASS D FELONY DIV.</u>	<u>GENERAL CIVIL JURISDICTION</u>	<u>SMALL CLAIMS DIVISION (\$1,500)</u>	<u>DISSOLUTION</u>	<u>PROBATE</u>	<u>JUVENILE</u>	<u>TRAFFIC</u>	<u>INFRACTIONS</u>
Montgomery	Cir Co	x	x	x x \$3,000	x	x	x	x	x x*	x x*
Morgan	Cir Sup Co	x x	x	x x x \$3,000	x	x x	x x	x	x x x*	x x x*
Newton <sup>3</sup>	Cir Sup	x x	x x (No Cl. D)	x x	x x	x x	x x	x	x x	x x
Noble	Cir Co	x	x	x x \$3,000	x	x	x	x	x x*	x x*
Ohio	Cir (½) Co (½)	x	x	x x \$3,000	x	x	x	x	x x*	x x*
Orange	Cir Co	x	x x	x x \$3,000	x x	x	x	x	x x*	x x*
Owen	Cir	x	x	x	x	x	x	x	x	x
Parke	Cir	x	x	x	x	x	x	x	x	x
Perry	Cir	x	x	x	x	x	x	x	x	x

1980 JURISDICTION OF INDIANA TRIAL COURTS

<u>COUNTY</u>	<u>COURT</u>	<u>GENERAL CRIMINAL JURISDICTION</u>	<u>MISDEMEANOR &amp; CLASS D FELONY DIV.</u>	<u>GENERAL CIVIL JURISDICTION</u>	<u>SMALL CLAIMS DIVISION (\$1,500)</u>	<u>DISSOLUTION</u>	<u>PROBATE</u>	<u>JUVENILE</u>	<u>TRAFFIC</u>	<u>INFRACTIONS</u>
Pike	Cir	x	x	x	x	x	x	x	x	x
Porter	Cir Sup (2) Co (2)	x x	x	x x \$3,000	x	x x	x x	x x	x x x*	x x x*
Posey	Cir Co	x	x	x x \$3,000	x	x	x	x	x x*	x x*
Pulaski	Cir Co (½)	x	x	x x \$3,000	x	x	x	x	x x*	x x8
Putnam	Cir Co	x	x	x x \$3,000	x	x	x	x	x x*	x x*
Randolph	Cir Co (½)	x	x	x x \$3,000	x	x	x	x	x x*	x x*
Ripley	Cir	x	x	x	x	x	x	x	x	x
Rush	Cir Co	x	x	x x \$3,000	x	x	x	x	x x*	x x*
St. Joseph	Cir Sup (7) Prob	x x	x (No Cl. D)	x x	x	x x	x x x	x	x	x x*




1980 JURISDICTION OF INDIANA TRIAL COURTS

<u>COUNTY</u>	<u>COURT</u>	<u>GENERAL CRIMINAL JURISDICTION</u>	<u>MISDEMEANOR &amp; CLASS D FELONY DIV.</u>	<u>GENERAL CIVIL JURISDICTION</u>	<u>SMALL CLAIMS DIVISION (\$1,500)</u>	<u>DISSOLUTION</u>	<u>PROBATE</u>	<u>JUVENILE</u>	<u>TRAFFIC</u>	<u>INFRACTIONS</u>
Scott	Cir Co	x	x	x x \$3,000	x	x	x	x	x x*	x x*
Shelby	Cir Sup Co	x x	x	x x x \$3,000	x	x x	x x	x x	x x x*	x x x*
Spencer	Cir	x		x	x	x	x	x	x	x
Starke	Cir	x		x	x	x	x	x	x	x
Steuben	Cir Co	x	x	x x \$3,000	x	x	x	x	x x*	x x*
Sullivan	Cir Co (½)	x	x	x x \$3,000	x	x	x	x	x x*	x x*
Switzerland	Cir (½) Co (½)	x	x	x x \$3,000	x	x	x	x	x x*	x x*
Tippecanoe	Cir Sup 1 Sup 2 Co	x x x	x	x x x x \$3,000	x	x x x	x	x	x x x x*	x x x x*

1980 JURISDICTION OF INDIANA TRIAL COURTS

<u>COUNTY</u>	<u>COURT</u>	<u>GENERAL CRIMINAL JURISDICTION</u>	<u>MISDEMEANOR &amp; CLASS D FELONY DIV.</u>	<u>GENERAL CIVIL JURISDICTION</u>	<u>SMALL CLAIMS DIVISION (\$1,500)</u>	<u>DISSOLUTION</u>	<u>PROBATE</u>	<u>JUVENILE</u>	<u>TRAFFIC</u>	<u>INFRACTIONS</u>
Tipton	Cir	x	x	x	x	x	x	x	x	x
Union	Cir	x	x	x	x	x	x	x	x	x
Vanderburgh	Cir Sup (7)	x x	x (No Cl. D)	x x	x \$3,000	x x	x	x	x x*	x x*
Vermillion	Cir	x	x	x	x	x	x	x	x	x
Vigo	Cir Sup (2) Co (2)	x x	x	x x x \$3,000	x	x x	x x	x x	x x x*	x x x*
Wabash	Cir Co	x	x	x x	x	x	x	x	x x*	x x*
Warren	Cir	x	x	x	x	x	x	x	x	x
Warrick	Cir Sup	x x	x (No Cl. D)	x x	x	x x	x x	x x	x x*	x x*
Washington	Cir	x	x	x	x	x	x	x	x	x





1980 JURISDICTION OF INDIANA TRIAL COURTS

<u>COUNTY</u>	<u>COURT</u>	<u>GENERAL CRIMINAL JURISDICTION</u>	<u>MISDEMEANOR &amp; CLASS D FELONY DIV.</u>	<u>GENERAL CIVIL JURISDICTION</u>	<u>SMALL CLAIMS DIVISION (\$1,500)</u>	<u>DISSOLUTION</u>	<u>PROBATE</u>	<u>JUVENILE</u>	<u>TRAFFIC</u>	<u>INFRACTIONS</u>
Wayne	Cir	x		x		x	x	x	x	x
	Sup 1	x		x		x	x	x	x	x
	Sup 2	x		x		x	x	x	x	x
	Co		x	x \$3,000	x				x*	x*
Wells	Cir	x		x		x	x	x	x	x
	Co		x	x \$3,000	x				x*	x*
White	Cir	x		x		x	x	x	x	x
	Co		x	x \$3,000	x				x*	x*
Whitley	Cir	x		x		x	x	x	x	x
	Co		x	x \$3,000	x				x*	x*

- 1) The Dubois/Martin Circuit Court was split into two such courts effective July 1, 1980. IC 33-4-1-19, as amended by Acts 1980, P.L. 187.
- 2) Martin Circuit Court, See Footnote #1.
- 3) Newton Superior Court was created effective July 1, 1980, as added by Acts 1980, P.L. 189.

CASELOAD OF TRIAL COURTS

The trial court caseload data reflected herein was reported by the trial courts on a standard form (Quarterly Case Status Report) on a quarterly basis. These reports contain information on the cases filed (including those that come on a change of venue), disposed and pending at the end of the reporting period. This information is categorized by type of case, such as criminal, civil, dissolution, etc. The reports also show the method of disposition for the type of cases. Other matters, such as number of days with Judge Pro Tempore, number of trials disposed by Special Judges, number of cases heard or disposed by Masters, the use of Court Commissioner or Referee, and the number of days the Judge served in another County are also reported but are not reflected in this report. The information submitted on a quarterly basis has been combined and is presented here as yearly totals.

The reports are divided into three sets, caseload of the Circuit and Superior Courts, (including the Marion County Municipal, Juvenile, Probate and Criminal Courts, and the St. Joseph Probate Court), caseload of the County Courts and caseload of the City, Town

and Small Claims Courts. The County Court caseload set includes the cases filed in the small claims and misdemeanor dockets of the Circuit and Superior Courts, where such dockets exist. This caseload is referred to as a "County Court Function" of the Circuit and Superior Courts.

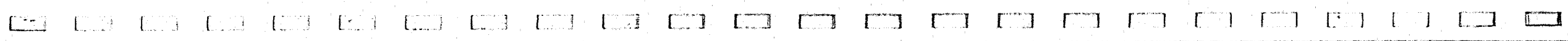
As used in this report, the following definitions apply:

Criminal: This includes both misdemeanors and felony cases. Where multi-defendants are jointly charged and tried, only one criminal case is noted.

Re-Docketed Criminal: This includes those criminal matters which are reopened after an initial judgment is entered. An example of this type of case would be a proceeding under Post Conviction Remedy Rule 1.

Juvenile: This includes all juvenile matters where formal proceedings are initiated and such proceedings concern a minor.

Civil: This includes all civil cases other than dissolution, probate, adoption, or guardianship cases. In the County Courts and the "County Court Function" of the Circuit and Superior Courts, small claims are



reported separately.

Re-Docketed Civil: Those civil matters which for some reason are again brought before the court following the entry of the initial judgment.

Dissolution: Cases where the parties seek to dissolve a marriage.

Re-Docketed Dissolution: Dissolution cases where the cause is brought before the court after the initial judgment. This would include petitions to modify and contempt citations.

Probate-Adoption: Those proceedings involving the distribution of estates or adoption of children. This would not include claims against an estate which are litigated; such matters are shown as "civil" cases.

Non-Felony Traffic: Cases where a traffic citation was issued.

Guardianship: This involves such matters as where a guardianship is opened under existing law of the State.

Others: This category is intended to include matters where an adjudication is made, but the full formalities

of a trial are not involved. This would include probable cause determinations and commitment proceedings.

1980 CASELOAD\*  
SUMMARY

COURT	TOTAL CASES** PENDING ON 1/1/80	TOTAL CASES FILED 1980	TOTAL CASES DISPOSED 1980	TOTAL CASES** PENDING ON 1/1/81
SUPERIOR, CIRCUIT, & PROBATE	263,907	240,706	219,428	284,632
MARION MUNICIPAL 1 - 15	101,632	165,504	146,985	123,793
COUNTY COURTS & SMALL CLAIMS & MIS- DEMEANOR DIVISIONS OF CIRCUIT & SUPERIOR CTS.	164,223	569,094	520,686	212,590
TOTAL	529,762	975,304	887,099	621,015

\* This chart does not include venued cases.  
\*\* Corrected Totals.

TOTAL CASES FILED IN 1980  
SUMMARY

	Circuit, Superior, Probate, Courts	Marion Municipal Courts	County Courts & County Court Function	Total
Criminal	17,183	50,245	72,916	140,344
Re-Docketed Criminal	2,830	64	2,211	5,105
Juvenile	27,732	-0-	-0-	27,732
Civil (Plenary)	58,988	13,100	7,304	79,392
(Small Claims)	-0-	-0-	111,448	111,448
Re-Docketed Civil	16,880	11,081	48,294	76,255
Dissolution	49,132	-0-	-0-	49,132
Re-Docketed Dissolution	29,837	-0-	-0-	29,837
Probate/Adoption	21,799	-0-	-0-	21,799
Non-Felony Traffic	-0-	91,012	320,971	411,983
Guardianship	5,532	-0-	-0-	5,532
Other	10,793	2	5,950	16,745
<b>TOTAL</b>	<b>240,706</b>	<b>165,504</b>	<b>569,094</b>	<b>975,304</b>

TOTAL CASES DISPOSED IN 1980

SUMMARY

	<u>Circuit, Superior, Probate Courts</u>	<u>Marion Municipal Courts</u>	<u>County Courts &amp; County Court Function</u>	<u>Total</u>
Criminal	16,889	37,443	64,471	118,803
Re-Docketed Criminal	2,717	64	2,177	4,958
Juvenile	26,462	-0-	-0-	26,462
Civil (Plenary)	55,365	13,093	4,182	72,640
(Small Claims)	-0-	-0-	107,342	107,342
Re-Docketed Civil	13,353	8,037	36,260	57,650
Dissolution	48,053	-0-	-0-	48,053
Re-Docketed Dissolution	27,111	-0-	-0-	27,111
Probate/Adoption	21,743	-0-	-0-	21,743
Non-Felony Traffic	-0-	88,419	301,486	389,905
Guardianship	4,185	-0-	-0-	4,185
Other	9,194	5	5,174	14,373
*TOTAL	225,072	147,061	521,092	893,225

\*This includes Venued Out cases.

1980 METHOD OF DISPOSITION  
SUMMARY

	Circuit, Superior, Probate Courts	Marion Municipal Courts	County Courts & County Court Function	Total
Jury Trial				
Criminal	1,039	86		
Civil (Plenary)	646	36	167	1,292
(Small Claims)	-0-	-0-	22	704
Other	49	24	-0-	-0-
			70	143
Bench Trials				
Criminal	1,388	7,080		
Civil (Plenary)	11,235	1,093	7,837	16,305
(Small Claims)	-0-	-0-	787	13,115
Re-Docketed Civil	4,883	5,335	20,818	20,818
Dissolution	32,393	-0-	18,630	28,848
Non-Felony Traffic	-0-	-0-	-0-	32,393
Other	57,198	2,068	10,126	12,194
		50	4,603	61,851
Settled	12,609	661		
Plea	15,743	64,305	22,280	35,550
Dismissed	52,069	49,424	128,777	208,825
Default	20,505	8,570	70,448	171,941
Traffic Violations Bureau	-0-	6,985	46,649	75,724
Transferred Out	1,330	-0-	172,164	179,149
Venued Out	5,644	76	2,971	4,301
Closed	7,498	-0-	406	6,126
Other	843	1,268	-0-	7,498
Failed to Appear	-0-	-0-	5,524	7,635
			8,813	8,813
<b>TOTAL</b>	<b>225,072</b>	<b>147,061</b>	<b>521,092</b>	<b>893,225</b>

1980 AVERAGE CASELOAD -- FILINGS

	<u>Circuit, Superior, Probate Courts,</u>	<u>Marion Municipal Courts</u>	<u>County Courts &amp; County Court Function</u>	<u>Total</u>
Criminal	94.41	3,349.67	744.04	475.74
Re-Docketed Criminal	15.55	4.27	22.56	17.31
Juvenile	152.37			94.01
Civil (Plenary)	324.11	873.33	74.53	269.13
(Small Claims)			1,137.22	377.79
Re-Docketed Civil	92.75	738.73	492.80	258.49
Dissolution	269.96			166.55
Re-Docketed Dissolution	163.94			101.14
Probate/Adoption	119.77			73.89
Non-Felony Traffic		6,067.47	3,275.21	1,396.55
Guardianship	30.40			18.75
Other	59.30	0.13	60.71	56.76
*Venued In	28.46	1.40	4.26	28.69
<b>TOTAL</b>	<b>1,351.02</b>	<b>11,035.00</b>	<b>5,811.33</b>	<b>3,334.80</b>

\*This would include all categories of cases.



1980 AVERAGE CASELOAD -- DISPOSITIONS

	<u>Circuit, Superior, Probate Courts</u>	<u>Marion Municipal Courts</u>	<u>County Courts &amp; County Court Function</u>	<u>Total</u>
Criminal	94.41	2,496.20	657.87	402.72
Re-Docketed Criminal	15.55	4.27	22.21	16.81
Juvenile	152.37			89.70
Civil (Plenary)	324.11	872.87	42.67	246.24
(Small Claims)			1,095.33	363.87
Re-Docketed Civil	92.75	535.80	370.00	195.42
Dissolution	269.96			162.89
Re-Docketed Dissolution	163.94			91.90
Probate/Adoption	119.77			73.71
Non-Felony Traffic		5,894.60	3,076.39	1,321.71
Guardianship	30.40			14.19
Other	59.30	.33	52.80	48.72
<b>TOTAL</b>	<b>1,322.56</b>	<b>9,804.07</b>	<b>5,317.27</b>	<b>3,027.88</b>

1980 AVERAGE CASELOAD - METHOD OF DISPOSITION

	Circuit, Superior, Probate Courts,	Marion Municipal Courts	County Courts & County Court Function	Total
Jury Trial				
Criminal	5.71	5.73	1.70	4.38
Civil (Plenary) (Small Claims)	3.55	2.40	.22	2.39
Other	.27	1.60	.71	.48
Bench Trials				
Criminal	7.63	472.00	79.97	55.27
Civil (Plenary) (Small Claims)	61.73	72.87	8.03	44.46
Re-Docketed Civil	26.83	355.67	212.43	70.57
Dissolution	177.98		190.10	97.79
Non-Felony Traffic		137.87	103.33	109.81
Other	314.27	3.33	46.97	41.34
Settled	69.28	44.07	227.35	209.66
Plea	86.50	4,287.00	1,314.05	120.51
Dismissed	286.09	3,294.93	718.86	707.88
Default	112.66	571.33	476.01	582.85
Traffic Violations Bureau		465.67	1,756.78	256.69
Transferred Out	7.31		30.32	607.28
Venued Out	31.01	5.07	4.14	14.58
Closed	41.20			20.77
Other	4.63	84.53	56.37	25.42
Failed to Appear			89.93	25.88
TOTAL	1,236.65	9,804.07	5,317.27	29.87

CASELOAD COMPARISON TABLE  
CASES FILED

Type of Case	Year				
	1976	1977	1978	1979	1980
Criminal	96,678	120,025	106,231	124,318	140,344
Re-Docketed Criminal	1,998	2,618	3,687	3,621	5,105
Juvenile	18,949	22,059	24,458	25,068	27,732
Civil (Plenary)	56,472	53,858	59,464	69,829	79,392
(Small Claims)	58,165	76,131	95,693	103,046	111,448
Re-Docketed Civil	34,448	47,090	53,110	62,426	76,255
Dissolution	44,223	46,382	48,517	49,114	49,132
Re-Docketed Dissolution	21,782	26,148	26,150	27,989	29,837
Probate/Adoption	21,877	22,214	23,555	22,197	21,799
Non-Felony Traffic	274,796	311,463	350,124	375,934	411,983
Guardianship	4,487	4,796	5,175	5,206	5,532
Other	20,598	19,205	15,050	17,298	16,745
<b>TOTAL</b>	<b>654,473</b>	<b>751,989</b>	<b>811,214</b>	<b>886,046</b>	<b>975,304</b>

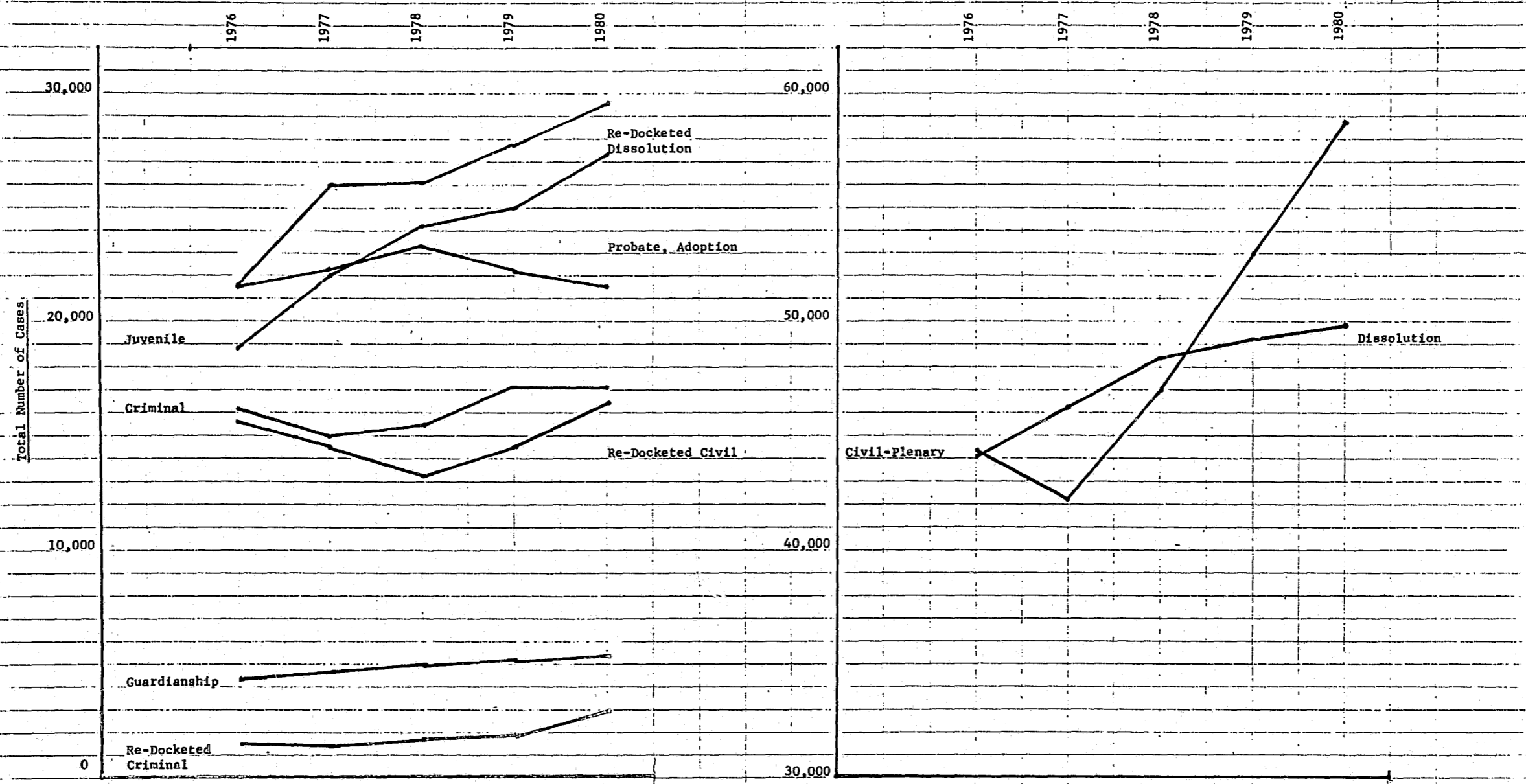
CASELOAD COMPARISON TABLE

CASES DISPOSED

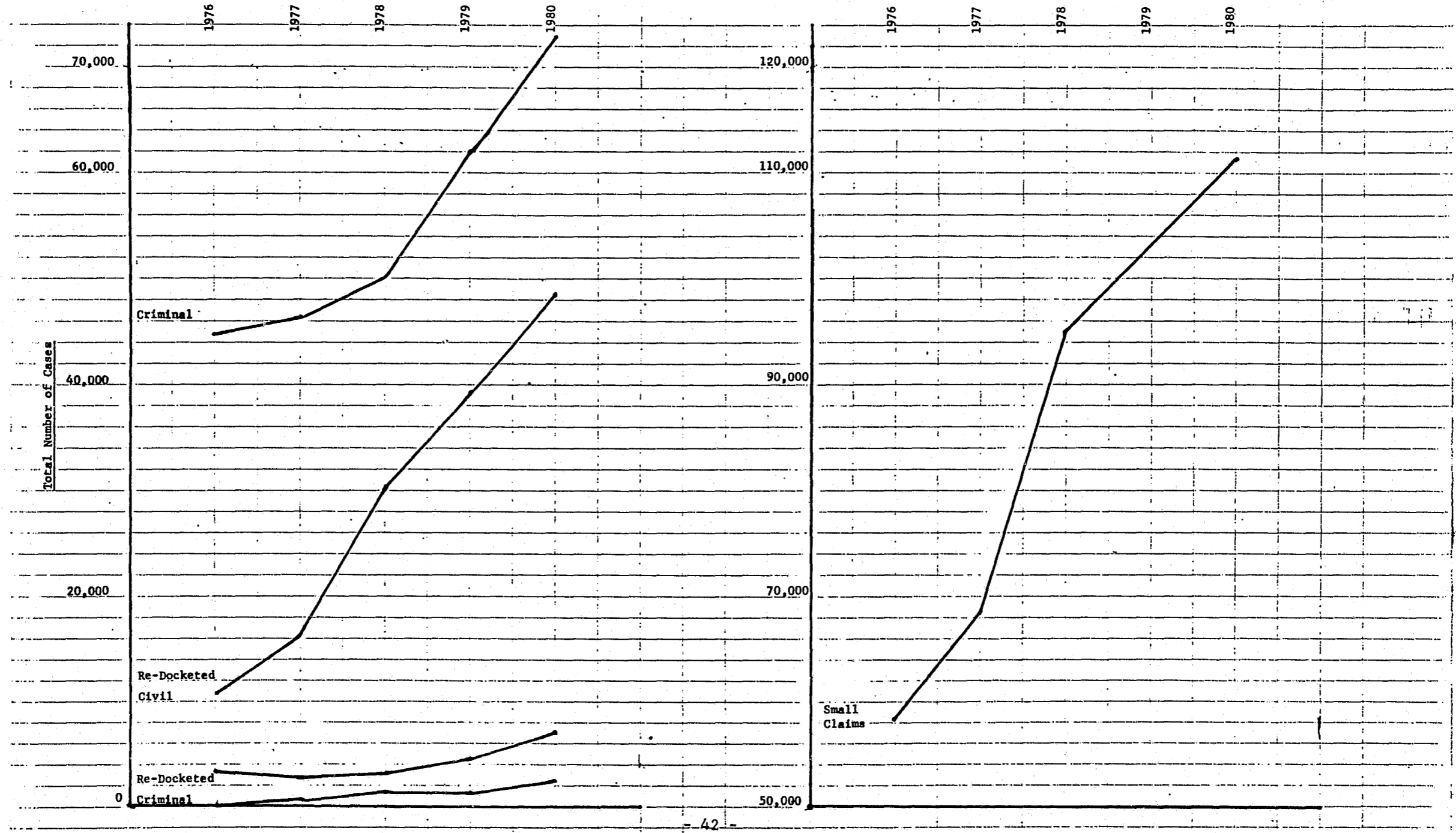
Type of Case	Year				
	1976	1977	1978	1979	1980
Criminal	93,716	96,310	93,991	104,518	118,803
Re-Docketed Criminal	1,869	2,518	3,380	3,546	4,958
Juvenile	19,045	21,039	22,939	22,329	26,462
Civil (Plenary)	68,851	62,318	60,955	69,483	72,640
(Small Claims)	40,813	68,493	87,810	95,388	107,342
Re-Docketed Civil	25,247	33,853	40,888	49,880	57,650
Dissolution	46,826	47,492	44,896	50,854	48,053
Re-Docketed Dissolution	19,931	23,170	22,584	26,969	27,111
Probate/Adoption	19,922	19,961	20,444	20,644	21,743
Non-Felony Traffic	250,079	297,372	326,020	354,731	389,905
Guardianship	4,416	7,210	5,323	4,508	4,185
Other	17,394	19,955	14,365	16,514	14,373
*TOTAL	608,109	699,691	743,595	819,364	893,225

\*This includes Venued Out Cases.

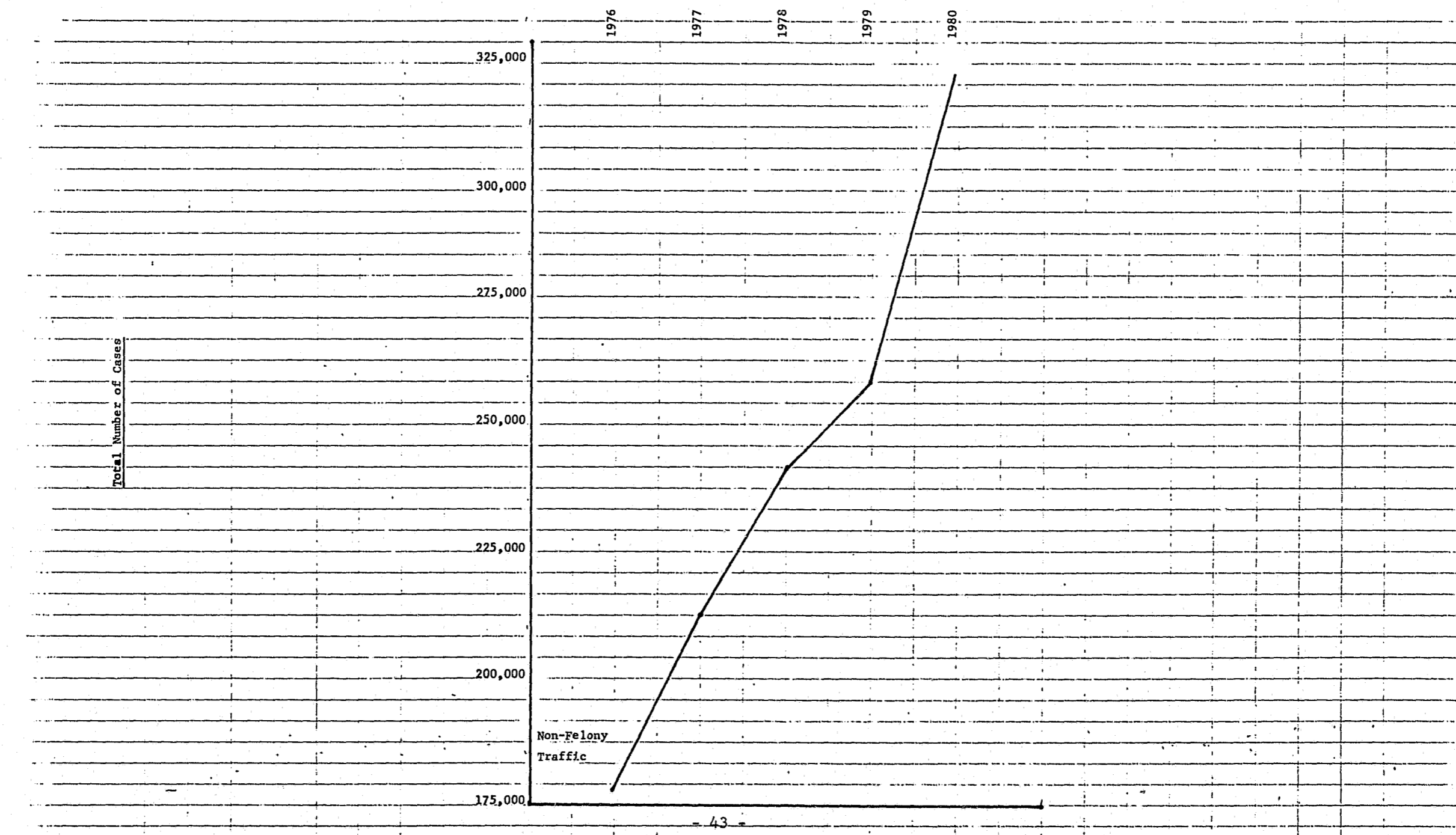
FILING TRENDS -- Circuit and Superior Courts -- 1976 --80



FILING TRENDS -- County Courts and County Court Functions -- 1976 - 80



FILING TRENDS -- County Courts and County Court Functions -- 1976 - 80  
(Continued)



**CONTINUED**

**1 OF 6**



Filings - Circuit and Superior Courts

<u>COUNTY</u>	<u>COURT</u>	<u>Criminal</u>	<u>Re-Docketed Criminal</u>	<u>Juvenile</u>	<u>Civil</u>	<u>Re-Docketed Civil</u>	<u>Dissolution</u>	<u>Re-Docketed Dissolution</u>	<u>Probate- Adoption</u>	<u>Guardianship</u>	<u>Others</u>	<u>TOTAL</u>	<u>Venued In</u>
ADAMS	CIR	22		68	136	9	157	44	149	6		591	10
ALLEN	CIR	269	63		1079	156	1347	393			*34	3341	
ALLEN	SUP	475	148	474	2474	1832	1262	389	1007	147	2528	10736	23
ALLEN	SUP JUV			472								472	
BARTHOLOMEW	CIR	103	24	447	377	103	337	174	168	44		1777	38
BARTHOLOMEW	SUP	114	23		313	148	405	295	105	41	76	1520	13
BENTON	CIR	161	15	39	94	22	76	47	75	13		542	32
BLACKFORD	CIR	43		30	101	24	162	82	90	9	11	552	38
BOONE	CIR	27	7	88	154	24	189	134				623	122
BOONE	SUP	50	4		91	83	161	114	137	35	15	690	145
BROWN	CIR	42		48	154	11	86	6	42	12	2	403	41
CARROLL	CIR	26	19	35	86	28	114	84	124	18	2	536	25
CASS	CIR	8	5	88	230	88	205	279	267	35	38	1243	15
CASS	SUP	109	15		143	34	167	1	6	5	42	522	93
CLARK	CIR	77			345				318	75		815	16
CLARK	SUP			348	171	27	1288	386				2220	
CLAY	CIR	32	41	111	237	32	201	94	144	37		929	104
CLINTON	CIR	38	5	89	197	44	272	96	203	25	41	1010	20
CRAWFORD	CIR	33		20	122		69		29	9		282	
DAVISS	CIR	122	26	128	211	56	222	103	142	26	29	1065	18
DEARBORN	CIR	38	1	200	223	1	277	160	89	39	27	1055	1
DECATUR	CIR	75		56	251		157		103	20		662	38

Filings - Circuit and Superior Courts

<u>COUNTY</u>	<u>COURT</u>	Criminal	Re-Docketed Criminal	Juvenile	Civil	Re-Docketed Civil	Dissolution	Re-Docketed Dissolution	Probate- Adoption	Guardianship	Others	TOTAL	Venued In
DEKALB	CIR	16	22	579	161	55	72	133	211	44	48	1341	56
DEKALB	SUP	550	145		215	56	200	54				1220	7
DELAWARE	CIR	61	27	114	536	156	181	260	305	65	1	1706	15
DELAWARE	SUP 1	56	29	15	479	277	428	302	57	5	47	1695	1
DELAWARE	SUP 2	58	46	462	429	302	513	216	98	9	5	2138	1
DUBOIS	CIR	182	1	84	215	28	156	65	142	14		887	50
DUBOIS**	SUP	462	3		7		9				7	488	3
ELKHART	CIR	170	107	232	323	86	560	340	251	46	*496	2611	48
ELKHART	SUP 1	110	29		789	169	481	199	152	24	*1	1954	10
ELKHART	SUP 2	45	187	981	411	130	82	66	155	32	38	2127	13
FAYETTE	CIR	58	2	111	456	204	270	103	120	31	33	1388	5
FLOYD	CIR	176	2	177	234	39	232	172	250	48	166	1496	10
FLOYD	SUP	179	9		150	10	410	85	26	6	1	876	4
FOUNTAIN	CIR	77	20	23	156	44	126	84	105	21	234	890	31
FRANKLIN	CIR	471	3	14	196		92		78	19		873	23
FULTON	CIR	57	7	21	244	73	162	147	106	19	12	848	24
GIBSON	CIR	83	1	64	284	33	278	109	184	16	29	1081	55
GRANT	CIR	61	8	199	406	157	101	5	264	65	264	1530	28
GRANT	SUP 1	72	23		238	117	396	573	1		13	1433	
GRANT	SUP 2	51	8	213	141	36	463	269	95	47	521	1844	15
GREENE	CIR	96	26	90	244	69	293	111	174	34		1137	38
HAMILTON	CIR	73	10	373	224	72	153	197	172	46	20	1340	36

Filings - Circuit and Superior Courts

<u>COUNTY</u>	<u>COURT</u>	Criminal	Re-Docketed Criminal	Juvenile	Civil	Re-Docketed Civil	Dissolution	Re-Docketed Dissolution	Probate- Adoption	Guardianship	Others	TOTAL	Venued In
HAMILTON	SUP 1	56	29		211	30	210	220	52	16	8	832	33
HAMILTON	SUP 2	51	4	1	205	28	331	61	36	23	5	745	55
HANCOCK	CIR	14		30	244	14	206	88	85	30	8	719	134
HANCOCK	SUP	31		53	138	43	183	112	82	24	3	669	127
HARRISON	CIR	83	12	76	119	28	178	42	115	18	39	710	7
HENDRICKS	CIR	57	26	376	253	87	142	187			2	1130	152
HENDRICKS	SUP 1	2	1		64	6	85	65	261	63	37	584	1
HENDRICKS	SUP 2	254	1		110	5	207	8				585	4
HENRY	CIR	70	3	24	395	43	201	146	126	28		1036	74
HENRY	SUP	158	10	139	116	44	193	162	50	45		917	
HOWARD	CIR	79	12	266	432	111	188	603	308	59	146	2204	2
HOWARD	SUP I	63	12		354	286	388	464	27	12	71	1677	*26
HOWARD	SUP II	56	13		257	212	422	410	39	21	15	1445	
HUNTINGTON	CIR	50	95	130	133	28	275	145	150	24	70	1100	46
JACKSON	CIR	206		136	246	20	329	103	172	36		1248	14
JASPER	CIR	47	13	46	191	29	135	73	130	23		687	302
JAY	CIR	56	29	120	197	61	137	164	138	36		938	10
JEFFERSON	CIR	21	2	72	199	7	342	298	112	13	153	1219	57
JENNINGS	CIR	131	15	91	230	51	221	199	84	22		1044	44
JOHNSON	CIR	94	6	197	353	10	515	69	206	45	20	1515	245
JOHNSON	SUP	88	41	5	52	33	299	307	95	21		941	12
KNOX	CIR		1		157	19	34	2	184	34	4	435	26

Filings - Circuit and Superior Courts

COUNTY	COURT	Criminal	Re-Docketed Criminal	Juvenile	Civil	Re-Docketed Civil	Dissolution	Re-Docketed Dissolution	Probate-Adoption	Guardianship	Others	TOTAL	Venued In
KNOX	SUP	96	15	190	138	33	333	113			98	1016	4
KOSCIUSKO	CIR	85	20	6	345	77	267	156	157	24	9	1146	65
KOSCIUSKO***	SUP	56	28	164	224	108	196	152	88	16	20	1052	
LAGRANGE	CIR	65	13	63	112	10	127	89	107	19	58	663	14
LAKE	CIR				5531	2594	1489	310	517	127	60	10628	
LAKE	SUP CIV 1				1045	17	509	196	201	33	4	2005	
LAKE	SUP CIV 2				851	336	612	188	511	151	263	2912	2
LAKE	SUP CIV 3				1799	710	653	143	343	268		3916	
LAKE ****	SUP CIV 4				2419	1089	609	173	23		259	4572	2
LAKE	SUP CIV 5	4		2	879	363	269		20		*4	1541	1
LAKE	SUP CRM SP J	30	2									32	
LAKE	SUP CRM 1	258	13									271	
LAKE	SUP CRM 2	313	12	3							*1	329	13
LAKE	SUP CRM 3	270	15									285	
LAKE	SUP CRM 4	290	9									299	
LAKE	SUP JUV			2877								2877	
LAPORTE	CIR	97		126	287	19	383	484	294	47	34	1771	57
LAPORTE	SUP 1	83	5		624	195	372	369	179	54		1881	13
LAPORTE	SUP 2	15	2	683	176	58	233	49	22	30		1268	4
LAWRENCE	CIR	22		162	153	7	190	31	176	40		781	13
LAWRENCE	SUP	28	8		211	212	242	144				845	
MADISON	CIR	278	9		350	127	255	131	89	26	29	1294	6

Filings - Circuit and Superior Courts

<u>COUNTY</u>	<u>COURT</u>	Criminal	Re-Docketed Criminal	Juvenile	Civil	Re-Docketed Civil	Dissolution	Re-Docketed Dissolution	Probate- Adoption	Guardianship	Others	TOTAL	Venued In
MADISON	SUP I		1		510	227	247	256	329	126		1696	1
MADISON	SUP II			910	369	113	395	399			10	2196	6
MADISON	SUP III	264	53		514	136	606	171	37	21	72	1874	4
MARION	CIR				761	126	801	1882			277	3847	1
MARION	SUP CIV 1				545	42	897	661				2145	13
MARION	SUP CIV 2				616	41	959	721				2337	29
MARION	SUP CIV 3				603	36	975	531				2145	20
MARION	SUP CIV 4				637	82	960	737				2416	9
MARION	SUP CIV 5				611		973	1216				2800	39
MARION	SUP CIV 6				581	89	974	458				2102	
MARION	SUP CIV 7				660	96	940	740				2436	4
MARION	SUP CRM 1	504	25									529	26
MARION	SUP CRM 2	422										422	5
MARION	SUP CRM 3	453	41									494	11
MARION	SUP CRM 4	608	90									698	
MARION	SUP JUV	37		6281							363	6681	
MARION	SUP PROB				782				2687	835	640	4944	
MARSHALL	CIR	75	35	170	228	66	220	242	130	25	21	1212	28
MARSHALL	SUP	90	32		107	12	133	109	68	12		563	8
MARTIN	CIR	108	15	70	94	15	84	48	37	8	*3	482	39
MIAMI	CIR	275	27	127	191	27	59	199	56	13	*311	1285	10
MIAMI	SUP	66	10	122	246	116	307	119	126	33	89	1234	21

Filings - Circuit and Superior Courts

COUNTY	COURT	Criminal	Re-Docketed Criminal	Juvenile	Civil	Re-Docketed Civil	Dissolution	Re-Docketed Dissolution	Probate- Adoption	Guardianship	Others	TOTAL	Venued In
MONROE	CIR	3		336	428	145	200	52	216	109		1489	22
MONROE	SUP I	109	11		135	27	258	105				645	8
MONROE	SUP II	108	26		160	24	218	86				622	8
MONROE	SUP III	112	20		132	34	224	38				560	7
MONTGOMERY	CIR	77	15	75	251	49	282	208	194	38		1189	30
MORGAN	CIR			159	474		182	29	150	55	1	1050	31
MORGAN	SUP	248	31		172	20	300	95	15	7	*38	926	19
NEWTON	CIR	126		46	162	19	72	30	78	13	36	582	87
NEWTON**	SUP	461	13		20	1	35	3	2	4	203	742	23
NOBLE	CIR	61	59	194	165	77	259	299	176	39	45	1374	167
OHIO	CIR			1	27		36	1	25	3		93	2
ORANGE	CIR	47	2	15	146	31	172	86	94	13	19	625	17
OWEN	CIR	194	73	110	122	5	138	79	56	5	*115	897	30
PARKE	CIR	118	2	33	128	18	133	29	83	18	10	572	51
PERRY	CIR	164	1	53	117	19	147	58	73	15	283	930	10
PIKE	CIR	44	1	37	99		108	17	56	18		380	14
PORTER	C/S SP J												
PORTER	CIR												
PORTER	CIR & SUP	151	27	540	2167		1167	362	350	128	83	4975	550
PORTER	SUP 1												
PORTER	SUP 2												
POSEY	CIR	47	1	63	256		131		80	26	11	615	19

Filings - Circuit and Superior Courts

<u>COUNTY</u>	<u>COURT</u>	Criminal	Re-Docketed Criminal	Juvenile	Civil	Re-Docketed Civil	Dissolution	Re-Docketed Dissolution	Probate- Adoption	Guardianship	Others	TOTAL	Venued In
PULASKI	CIR	32	31	49	79	37	72	41	93	21	19	474	39
PUTNAM	CIR	223	23	177	347	5	218	63	99	85		1240	22
RANDOLPH	CIR	27	16	86	211	49	208	164	190	37	71	1059	15
RIPLEY	CIR	149	59	76	203	149	166	180	135	30	9	1156	22
RUSH	CIR	100	1	41	205	55	122	24	103	15	131	797	24
SCOTT	CIR	74	14	97	120	20	305	101	45	19	320	1115	10
SHELBY	CIR				184	22	209	157	153	27	5	757	10
SHELBY	SUP	193	23	310	141	20	166	73	48	10		984	6
SPENCER	CIR	43	2	47	231	14	139	46	88	16		626	13
ST. JOSEPH	CIR	54	45		1923	941	754	304		9	26	4056	20
ST. JOSEPH	PROBATE			1583	51				915	226	262	3037	3
ST. JOSEPH	SUP	457	87		1334	376	959	526	24	6	118	3887	85
STARKE	CIR	80	8	176	270	223	159	125	62	15	17	1135	75
STEUBEN	CIR	127	3	58	166	31	239	85	127	10	5	851	18
SULLIVAN	CIR	87	8	68	133	6	189	46	126	27	7	697	50
SWITZERLAND	CIR	6		30	49	6	61	22	34	12	37	257	3
TIPPECANOE	CIR	37	9	413	403	50		148	431	109	14	1614	32
TIPPECANOE	SUP 1	13	9		218	87	554	374			13	1268	6
TIPPECANOE	SUP 2	34	9		152	98	437	217			69	1016	3
TIPTON	CIR	102	2	36	102	4	143	9	99	14	7	518	73
UNION	CIR	53	8	4	42	5	48	8	37	11		216	10
VANDERBURGH	CIR	357	7		498	1	6	343			178	1390	14

Filings - Circuit and Superior Courts

<u>COUNTY</u>	<u>COURT</u>	Criminal	Re-Docketed Criminal	Juvenile	Civil	Re-Docketed Civil	Dissolution	Re-Docketed Dissolution	Probate- Adoption	Guardianship	Others	TOTAL	Venued In
VANDEBURGH	SUP JUV			831	136				792	212		1971	
VANDEBURGH	SUP 1 - 6	262	56		1779	218	2189	2052			3	6559	21
VERMILLION	CIR	33		30	186	25	160	59	115	23		631	16
VIGO	CIR	196	22		297	17	37	74	82			725	9
VIGO	CIR JUV			569								660	2
VIGO	SUP PROB								388	85		473	
VIGO	SUP 1	1			303	85	563	136				1088	4
VIGO	SUP 2	8	3		313	68	561	168				1121	8
WABASH	CIR	137	73	136	321	68	273	196	137	50	51	1442	12
WARREN	CIR	62	3	19	54	22	64	52	52	11	4	343	18
WARRICK	CIR	64	6	275	276	19	272	115	85	26		1138	66
WARRICK	SUP	57	14	14	142	37	109	24	39	9	20	465	27
WASHINGTON	CIR	66	4	94	191	26	161	68	98	25	44	777	16
WAYNE	CIR	117	20	122	225	69	132	215	33	8	115	1056	17
WAYNE	SUP 1	80	19	101	273	127	221	109	171	21	136	1258	2
WAYNE	SUP 2	76	14	241	104	21	299	93	135	29	108	1120	1
WELLS****	CIR	35	12	61	128	73	187	93	140	17		746	63
WHITE	CIR	45	4	55	289	85	170	115	160	24	162	1109	21
WHITLEY	CIR	39	18	60	166	43	216	119	122	23	11	817	124

\*Includes Non-Felony Traffic

\*\*Court Created July 1, 1980

\*\*\*Third and Fourth Quarter Figures Estimated

\*\*\*\*Fourth Quarter Figures Estimated



Dispositions - Circuit and Superior Courts

<u>COUNTY</u>	<u>COURT</u>	Criminal	Re-Docketed Criminal	Juvenile	Civil	Re-Docketed Civil	Dissolution	Re-Docketed Dissolution	Probate- Adoption	Guardianship	Others	TOTAL
ADAMS	CIR	32		82	58	2	109	31	178	5		497
ALLEN	CIR	234	61		848	126	1187	127			*33	2616
ALLEN	SUP	353	145	435	2233	1579	1067	772	595	73	2251	9503
ALLEN	SUP JUV			535								535
BARTHOLOMEW	CIR	55	24	334	307	91	267	175	127	21		1401
BARTHOLOMEW	SUP	69	16		295	110	431	259	80	21	79	1360
BENTON	CIR	113	8	30	107	18	76	50	67	9		478
BLACKFORD	CIR	29	1	11	59	8	106	76	154	9	3	456
BOONE	CIR	48	10	71	263	17	225	137				771
BOONE	SUP	87	5		221	82	158	120	141	49	15	878
BROWN	CIR	69		129	194	2	81		102	4	5	586
CARROLL	CIR	32	17	33	90	44	119	92	110	11	4	552
CASS	CIR	28	10	97	248	105	266	249	261	28	38	1330
CASS	SUP	59	8		107	18	94	1	1		125	413
CLARK	CIR	57			252				600	43		952
CLARK	SUP			254	161	18	1227	355				2015
CLAY	CIR	93	44	131	294	49	209	106	72	28		1026
CLINTON	CIR	56	7	58	214	26	202	115	167	25	5	875
CRAWFORD	CIR	21		3	34		51		35	3		147
DAVISS	CIR	96	21	105	235	38	195	91	129	12	24	946
DEARBORN	CIR	24		201	345	1	273	163	149	31	16	1203
DECATUR	CIR	72		101	119		107		347	11		757

Dispositions - Circuit and Superior Courts

<u>COUNTY</u>	<u>COURT</u>	<u>Criminal</u>	<u>Re-Docketed Criminal</u>	<u>Juvenile</u>	<u>Civil</u>	<u>Re-Docketed Civil</u>	<u>Dissolution</u>	<u>Re-Docketed Dissolution</u>	<u>Probate- Adoption</u>	<u>Guardianship</u>	<u>Others</u>	<u>TOTAL</u>
DEKALB	CIR	20	22	575	140	44	71	101	227	32	45	1277
DEKALB	SUP	502	130		180	48	130	42				1032
DELAWARE	CIR	54	21	336	272	36	309	113	236	42	1	1420
DELAWARE	SUP 1	76	22	10	215	98	373	141	62	1	47	1045
DELAWARE	SUP 2	74	33	303	338	118	523	104	91	8	5	1597
DUBOIS	CIR	166		46	159	26	140	57	131	20		745
DUBOIS**	SUP	443	3		3		7					463
ELKHART	CIR	159	89	224	224	41	403	291	186	17	*141	1775
ELKHART	SUP 1	111	31		534	77	509	44	100	6		1412
ELKHART	SUP 2	110	208	683	567	122	150	139	167	28	84	2258
FAYETTE	CIR	43		86	478	133	294	66	148	22	39	1309
FLOYD	CIR	132	4	149	127	24	311	172	271	33	166	1389
FLOYD	SUP	151	5		127	4	321	52	15	1	1	677
FOUNTAIN	CIR	99	16	27	179	44	136	71	130	28	231	961
FRANKLIN	CIR	370	14	30	123		93		57	22		709
FULTON	CIR	65	5	18	238	25	169	119	80	15	12	746
GIBSON	CIR	61	1	41	227	24	215	103	114	15	23	824
GRANT	CIR	39	10	263	413	157	45	5	239	30	263	1464
GRANT	SUP 1	65	24		198	90	440	586	1		8	1412
GRANT	SUP 2	67	8	178	156	29	477	254	67	17	502	1755
GREENE	CIR	94	18	99	266	46	216	105	148	23		1015
HAMILTON	CIR	125		540	268	18	144	193	139	26	15	1468

Dispositions - Circuit and Superior Courts

<u>COUNTY</u>	<u>COURT</u>	<u>Criminal</u>	<u>Re-Docketed Criminal</u>	<u>Juvenile</u>	<u>Civil</u>	<u>Re-Docketed Civil</u>	<u>Dissolution</u>	<u>Re-Docketed Dissolution</u>	<u>Probate- Adoption</u>	<u>Guardianship</u>	<u>Others</u>	<u>TOTAL</u>
HAMILTON	SUP 1	87	28		353	41	262	274	77	19	12	1153
HAMILTON	SUP 2	62			270	21	336	37	29	3	1	759
HANCOCK	CIR	21		10	305	1	173	26	57	10		603
HANCOCK	SUP	38	5	41	258	20	150	116	104	15	2	749
HARRISON	CIR	51	6	61	85	18	167	32	58	15	36	529
HENDRICKS	CIR	66	25	330	368	86	178	185			2	1240
HENDRICKS	SUP 1	52	5		69	8	79	86	290	56	36	681
HENDRICKS	SUP 2	179			153		267					599
HENRY	CIR	59	3	14	338	46	187	162	193	9		1011
HENRY	SUP	163	3	200	78	26	168	133	37	24		832
HOWARD	CIR	66	9	250	378	57	208	277	250	89	87	1671
HOWARD	SUP I	29			336	259	291	361	12	10	*75	1373
HOWARD	SUP II	48	10		219	164	407	330	31	8		1217
HUNTINGTON	CIR	70	86	110	132	32	201	126	139	14	74	984
JACKSON	CIR	136	1	118	191	22	298	107	294	24	*4	1195
JASPER	CIR	53	12	48	388	25	127	67	89	11	25	845
JAY	CIR	66	47	113	214	63	134	215	138	39		1029
JEFFERSON	CIR	31	1	88	261	3	289	214	195	9	141	1232
JENNINGS	CIR	133	16	97	305	40	421	175	43	3		1233
JOHNSON	CIR	70	8	69	242	21	438	70	137	32	55	1142
JOHNSON	SUP	79	41	5	160	29	340	290	82	18		1044
KNOX	CIR	9	1		139	11	15	2	111	16	3	307

Dispositions - Circuit and Superior Courts

<u>COUNTY</u>	<u>COURT</u>	<u>Criminal</u>	<u>Re-Docketed Criminal</u>	<u>Juvenile</u>	<u>Civil</u>	<u>Re-Docketed Civil</u>	<u>Dissolution</u>	<u>Re-Docketed Dissolution</u>	<u>Probate- Adoption</u>	<u>Guardianship</u>	<u>Others</u>	<u>TOTAL</u>
KNOX	SUP	79	4	158	99	32	298	110			95	875
KOSCIUSKO	CIR	74	27	5	430	79	210	150	131	30	12	1148
KOSCIUSKO***	SUP	144	32	248	212	104	348	200	148	20	20	1476
LAGRANGE	CIR	55	9	25	117	1	113	58	49	6	43	476
LAKE	CIR				5080	1776	1201	114	456	53	49	8729
LAKE	SUP CIV 1				969	60	841	196	155	23		2244
LAKE	SUP CIV 2				974	171	566	213	423	37	227	2611
LAKE	SUP CIV 3				1562	356	555	171	245	54		2943
LAKE****	SUP CIV 4				1312	435	389	69	17		220	2442
LAKE	SUP CIV 5	2		2	1065	963	362	215	16	1	*20	2646
LAKE	SUP CRM SP J	23	2									25
LAKE	SUP CRM 1	198	12									210
LAKE	SUP CRM 2	326	11	1	1						*1	340
LAKE	SUP CRM 3	207	19									226
LAKE	SUP CRM 4	245	22									267
LAKE	SUP JUV			2515								2515
LAPORTE	CIR	77	1	147	262	17	328	484	725	313	34	2388
LAPORTE	SUP 1	84	4		618	366	381	295	113	13		1874
LAPORTE	SUP 2	1	2	584	201	162	160	42	16	7	4	1179
LAWRENCE	CIR	15		118	104	3	144	36	186	10		616
LAWRENCE	SUP	26	7		235	120	211	112				711
MADISON	CIR	340	10		240	37	145	62	107	14	17	972

Dispositions - Circuit and Superior Courts

<u>COUNTY</u>	<u>COURT</u>	<u>Criminal</u>	<u>Re-Docketed Criminal</u>	<u>Juvenile</u>	<u>Civil</u>	<u>Re-Docketed Civil</u>	<u>Dissolution</u>	<u>Re-Docketed Dissolution</u>	<u>Probate- Adoption</u>	<u>Guardianship</u>	<u>Others</u>	<u>TOTAL</u>
MADISON	SUP I	12	3		535	140	222	182	439	78	1	1612
MADISON	SUP II			936	366	72	436	428			11	2249
MADISON	SUP III	310	41		381	62	692	158	25	8	54	1731
MARION	CIR				611	126	964	1863			229	3793
MARION	SUP CIV 1				670	26	957	553				2206
MARION	SUP CIV 2				656	48	1031	737				2472
MARION	SUP CIV 3				545	92	1060	587				2284
MARION	SUP CIV 4				664	32	1022	625				2343
MARION	SUP CIV 5	2			749		1005	1232				2988
MARION	SUP CIV 6				533	89	999	495				2116
MARION	SUP CIV 7				763	66	1285	738				2852
MARION	SUP CRM 1	479	22									501
MARION	SUP CRM 2	463										463
MARION	SUP CRM 3	477	52									529
MARION	SUP CRM 4	590	90									680
MARION	SUP JUV	33		6551							47	6631
MARION	SUP PROB				690				3069	887	270	4916
MARSHALL	CIR	94	29	147	202	37	180	224	274	167	22	1376
MARSHALL	SUP	136	31		76	1	134	107	41	1		527
MARTIN	CIR	122	8	55	76	8	69	40	42	6	*3	429
MIAMI	CIR	273	18	146	323	25	67	199	53	15	*322	1441
MIAMI	SUP	58	9	166	238	116	351	126	133	14	89	1300

Dispositions - Circuit and Superior Courts

<u>COUNTY</u>	<u>COURT</u>	Criminal	Re-Docketed Criminal	Juvenile	Civil	Re-Docketed Civil	Dissolution	Re-Docketed Dissolution	Probate- Adoption	Guardianship	Others	TOTAL
MONROE	CIR	7	5	375	321	103	196	58	170	92		1327
MONROE	SUP I	117	24		203	64	286	103				797
MONROE	SUP II	128	28		192	37	314	89				788
MONROE	SUP III	124	25		169	39	229	30				616
MONTGOMERY	CIR	74	14	74	201	49	301	210	165	44		1132
MORGAN	CIR			148	404		189	37	124	14	1	917
MORGAN	SUP	276	35		182	16	297	129	14	8	*25	982
NEWTON	CIR	293	12	9	199	5	82	33	66	6	34	739
NEWTON**	SUP	234			13		17	2			203	469
NOBLE	CIR	78	49	157	266	92	351	234	184	25	51	1487
OHIO	CIR				4		26		1	2		33
ORANGE	CIR	51	1	17	196	58	188	102	66	17	17	713
OWEN	CIR	316	69	132	185	15	148	86	88	4	*95	1138
PARKE	CIR	87	1	13	122	20	99	26	73	7	11	459
PERRY	CIR	72	1	43	175	15	187	85	93	15	275	961
PIKE	CIR	42	1	18	105		109	28	49	6		358
PORTER	C/S SP J											
PORTER	CIR											
PORTER	CIR & SUP	147	27	597	2044	222	1046	364	291	34	58	4830
PORTER	SUP 1											
PORTER	SUP 2											
POSEY	CIR	24	1	39	249		89		567	18	6	993

Dispositions - Circuit and Superior Courts

<u>COUNTY</u>	<u>COURT</u>	<u>Criminal</u>	<u>Re-Docketed Criminal</u>	<u>Juvenile</u>	<u>Civil</u>	<u>Re-Docketed Civil</u>	<u>Dissolution</u>	<u>Re-Docketed Dissolution</u>	<u>Probate- Adoption</u>	<u>Guardianship</u>	<u>Others</u>	<u>TOTAL</u>
PULASKI	CIR	26	29	31	76	20	59	24	53	5	8	331
PUTNAM	CIR	232	23	154	354	4	239	48	115	74		1243
RANDOLPH	CIR	27	14	154	211	30	190	136	137	21	68	988
RIPLEY	CIR	129	55	62	157	125	159	216	163	13	9	1088
RUSH	CIR	74		66	218	48	98	22	109	27	131	793
SCOTT	CIR	71	4	68	162	3	267	69	57	11	320	1032
SHELBY	CIR				212	44	162	193	136	28	9	784
SHELBY	SUP	206	26	253	130	12	150	79	56	9		921
SPENCER	CIR	29	2	43	182	12	152	38	59	10		527
ST. JOSEPH	CIR	83	49		1539	765	557	267		3	6	3269
ST. JOSEPH	PROBATE			1263	49				814	92	262	2480
ST. JOSEPH	SUP	672	93		1254	205	1135	505	4	5	109	3982
STARKE	CIR	102	3	188	331	88	182	69	67	15	10	1055
STEUBEN	CIR	138	2	37	135	22	217	78	109	11	7	756
SULLIVAN	CIR	63	5	36	123	3	164	30	110	23	4	561
SWITZERLAND	CIR	5		35	30	2	36	10	35	10	46	209
TIPPECANOE	CIR	60	9	406	503	42		148	514	58	14	1754
TIPPECANOE	SUP 1	33	6		196	67	533	307			13	1155
TIPPECANOE	SUP 2	39	4		152	104	426	206			64	995
TIPTON	CIR	162	2	37	174	11	138	30	106	15	8	683
UNION	CIR	32	7	7	37	6	37	4	29	11		170
VANDEBURGH	CIR	277	13		245		6	879			178	1598

Dispositions - Circuit and Superior Courts

<u>COUNTY</u>	<u>COURT</u>	Criminal	Re-Docketed Criminal	Juvenile	Civil	Re-Docketed Civil	Dissolution	Re-Docketed Dissolution	Probate- Adoption	Guardianship	Others	TOTAL
VANDERBURGH	SUP JUV			850	12				124	166		1152
VANDERBURGH	SUP 1 - 6	216	56		1482	112	1703	729			2	4300
VERMILLION	CIR	29		12	169	18	149	63	65	13		518
VIGO	CIR	162	19		337	18	129	67	89			821
VIGO	CIR JUV			453						75		528
VIGO	SUP PROB								386	59		445
VIGO	SUP 1	14	2		257	47	405	108				833
VIGO	SUP 2	38	3		319	99	533	197				1189
WABASH	CIR	138	68	145	261	68	263	188	182	40	41	1394
WARREN	CIR	67	3	13	56	23	55	47	44	9	4	321
WARRICK	CIR	102	5	249	310	38	287	160	42	13		1206
WARRICK	SUP	54	8	12	157	15	86	20	40	4	20	416
WASHINGTON	CIR	78	4	72	193	16	279	38	76	30	24	810
WAYNE	CIR	68	25	103	208	49	165	184	93	10	115	1020
WAYNE	SUP 1	77	18	80	272	122	326	118	174	23	136	1346
WAYNE	SUP 2	46	19	241	86	16	262	82	128	7	108	995
WELLS****	CIR	25	17	63	132	72	149	98	107	11		674
WHITE	CIR	28	2	67	229	114	207	151	287	22	162	1269
WHITLEY	CIR	51	16	64	268	25	206	104	129	20	9	892

\*Includes Non-Felony Traffic

\*\*Court Created July 1, 1980

\*\*\*Third and Fourth Quarter Figures Estimated

\*\*\*\*Fourth Quarter Figures Estimated



Method of Case Disposition - Circuit and Superior Courts

COUNTY	COURT	Jury Trial			Bench Trial				Non-Trial Dispositions							Total Cases Disposed		
		Criminal	Civil	TOTAL	Criminal	Civil	Re-Docketed Civil	Dissolution	TOTAL	Settled	Guilty Plea	Dismissed	Default	Transferred	Closed		Venued Out	Others
ADAMS	CIR	2		2	2	28	2	92	242		21	41						
ALLEN	CIR	14		14	13	397	108	903	1624					25	153	13		497
ALLEN	SUP	28	13	41	26	400	515	600	5207	142	131	643	4			58		2616
ALLEN	SUP JUV								238	743	224	2341	732			215		9503
BARTHOLOMEW	CIR	3	3	6	5	205	77	183	1044	15	252	29				1		535
BARTHOLOMEW	SUP	1	1	2	2	19	75	302	544	120	50	382				24		1401
BENTON	CIR	3	4	7	16	30	15	64	265	23	91	50	136		101	25		1360
BLACKFORD	CIR		2	2	1	12	1	59	140	27	27	36	8			34		478
BOONE	CIR	2	10	13	4	66	15	184	432	3	24	251	61	3	159		1	456
BOONE	SUP	3	10	13		18	80	113	524	110	50	133	20	13		15		771
BROWN	CIR	2	10	12	4	10	2	66	88	63	168	95	34			14		878
CARROLL	CIR	4	2	6	4	20	14	81	204	59	7	89	25		105	29	1	586
CASS	CIR	2	3	6	16	114	91	77	971			231	23	24	116	16	8	552
CASS	SUP	5	1	6	1	10	18	44	207			54	107			15		1330
CLARK	CIR	7	9	16		53			233	29	26	134	35		463	16		413
CLARK	SUP		8	8		11	13	736	1162	260		543	24			18		952
CLAY	CIR	3	9	12	3	41	18	70	389	162	33	308	63			26		2015
CLINTON	CIR	1		1		26	1	162	267	123	62	220	38	33		26		1026
CRAWFORD	CIR	4		4	9	13		38	98	7	2	21		2	144	15	3	875
DAVISS	CIR	5	4	9		99	18	146	584	45	35	216			2	13		147
DEARBORN	CIR	4	11	41	9	66	1	212	807			303				57		946
DECATUR	CIR	8	1	9	27	29		97	183	111	27	351	35			17		1203
														72	4			757

Method of Case Disposition - Circuit and Superior Courts

COUNTY	COURT	Jury Trial			Bench Trial				Non-Trial Dispositions							Total Cases Disposed		
		Criminal	Civil	TOTAL	Criminal	Civil	Re-Docketed Civil	Dissolution	TOTAL	Settled	Guilty Plea	Dism.	Default	Transferred	Closed		Venued Out	Others
DEKALB	CIR	2	6	9		50	35	60	676	6	13	267	10		259	27	10	1277
DEKALB	SUP	7		7	69	82	39	109	410	31	324	210	26		1	21	2	1032
DELAWARE	CIR	3	2	5	4	8	2	30	44	572	13	211	51	209	278	24	13	1420
DELAWARE	SUP 1	13	2	15	4	12	3	4	23	749	16	151			62	8	21	1045
DELAWARE	SUP 2	12	1	13	1				1	1055	18	378		1	97	4	30	1597
DUBOIS	CIR	2	4	6	1	104	26	111	495		107	133				4		745
DUBOIS***	SUP				28	2		2	35	12	378	16				22		463
ELKHART	CIR	6		6	15	60	18	130	858		125	350	310			77	49	1775
ELKHART	SUP 1	3	2	5	1	133	74	340	713	2	73	468	112	19		19	1	1412
ELKHART	SUP 2	8	6	14	11	78	16	77	647	232	70	1017	57		141	80		2258
FAYETTE	CIR	6		7		83	9	209	467	13	17	292	301		169	42	1	1309
FLOYD	CIR	3	10	13	10	57	18	294	1071	97	88	101	11			8		1389
FLOYD	SUP	5	2	7	3	15	2	289	366	13	93	149	31		13	5		677
FOUNTAIN	CIR	7	1	8	2	24	15	67	563	39	57	176	96			17		961
FRANKLIN	CIR	2		2	2	47		81	235	3	349	73	39			8		709
FULTON	CIR	3	4	7	2	89	15	34	222	120	52	150	86		95	14		746
GIBSON	CIR	5	4	14		64	24	191	438	17	30	148	43		118	16		824
GRANT	CIR	3		12	3	226	113	32	952	1	66	374	44			15		1464
GRANT	SUP 1	2	10	12	1	38	66	279	850	6	43	408	70	2		20	1	1412
GRANT	SUP 2	7	1	8	1	20	11	297	1037	147	59	439	48			17		1755
GREENE	CIR		1	1	1	18	1	138	175	241	60	313	44		166	15		1015
HAMILTON	CIR	3		3	16	47	11	101	758	2	67	545	63	2		28		1468

Method of Case Disposition - Circuit and Superior Courts

COUNTY	COURT	Jury Trial			Bench Trial				Non-Trial Dispositions							Total Cases Disposed		
		Criminal	Civil	TOTAL	Criminal	Civil	Re-Docketed Civil	Dissolution	TOTAL	Settled	Guilty Plea	Dismissed	Default	Transferred	Closed		Venued Out	Others
HAMILTON	SUP 1	3	13	16	4	49	18	157	565	37	62	411	28	6		28		1153
HAMILTON	SUP 2	5	8	13	2	59	15	245	381	49	41	211	31	1		32		759
HANCOCK	CIR		10	10	11	45		152	251	11	7	245	11		46	22		603
HANCOCK	SUP	1	6	7	1	41	14	130	393	82	35	173	31		10	18		749
HARRISON	CIR	9	7	16	4	22	12	121	351	5	29	93	27		5	3		529
HENDRICKS	CIR	3	7	10	13	46	42	131	572	151	22	323	13	43	29	27	50	1240
HENDRICKS	SUP 1		1	1	13	26	5	57	558	1	12	76	6	3		4	20	681
HENDRICKS	SUP 2	5		5	48	10		178	236		15	238	92	6		7		599
HENRY	CIR	5	4	9	8	157	46	160	599	2	22	300	56			23		1011
HENRY	SUP	4	1	5	25	45	24	158	541		44	217	15			10		832
HOWARD	CIR	1	1	2	18	143	50	114	974	44	54	207	173	18	184	15		1671
HOWARD	SUP I	3	6	9	7	35	201	207	*724	37	*28	417	148			10		1373
HOWARD	SUP II	5		5	1	21	118	324	675	37	26	327	96		36	15		1217
HUNTINGTON	CIR	4	4	9	10	29	16	42	297	169	124	124	88	1	153	19		984
JACKSON	CIR	4	6	10		28	6	202	522	134	138	234	22	2	100	29	**4	1195
JASPER	CIR	9	4	13		62	20	95	395	204	32	112	33	25		31		845
JAY	CIR	7	5	12	1	58	23	112	404	68	65	209	53	78	95	45		1029
JEFFERSON	CIR	4	6	12		31		243	571	67	28	260	70		173	51		1232
JENNINGS	CIR	7	3	10		66	20	189	499	52	63	509	28		47	24	1	1233
JOHNSON	CIR	7	9	16	4	24	20	324	487	31	42	200	8		261	30	67	1142
JOHNSON	SUP	5		5	31	42	11	205	563	78	51	327	4			16		1044
KNOX	CIR		1	1	4	77	10	12	238	12	3	29	7			17		307

Method of Case Disposition - Circuit and Superior Courts

COUNTY	COURT	Jury Trial			Bench Trial				Non-Trial Dispositions							Total Cases Disposed		
		Criminal	Civil	TOTAL	Criminal	Civil	Re-Docketed Civil	Dissolution	TOTAL	Settled	Guilty Plea	Dismissed	Default	Transferred	Closed		Venued Out	Others
KNOX	SUP	1	3	4		28	5	216	405	217	38	178	30	1		2		875
KOSCIUSKO	CIR	2	1	3	1	152	35	161	486	49	57	286	55	28	165	15	4	1148
KOSCIUSKO****	SUP	7	4	11	7	48	88	164	890	16	95	376	80			8		1476
LAGRANGE	CIR	4		4	2	35		99	207	4	40	106	9	3	47	20	36	476
LAKE	CIR		1	2		216	20	583	1444	78		1328	5475			402		8729
LAKE	SUP CIV 1		1	1		445	45	584	1434			577				232		2244
LAKE	SUP CIV 2		2	2		108	22	265	1148	5		653	659			144		2611
LAKE	SUP CIV 3		3	30		67	50	272	802	9		317	1660			125		2943
LAKE*****	SUP CIV 4		3	3		26	7	111	317	33		543	1428			118		2442
LAKE	SUP CIV 5	1	1	2		210	19	235	*604	88	*6	*1625	248			73		2646
LAKE	SUP CRM SP J	1		1	1				3		9	2		9	1			25
LAKE	SUP CRM 1	41		42	4				15		78	66		9				210
LAKE	SUP CRM 2	55	1	58	11				*21		73	101		9		74	4	340
LAKE	SUP CRM 3	34		34	11				29		79	73		11				226
LAKE	SUP CRM 4	64		64	12				34		54	71		44				267
LAKE	SUP JUV			2					962		1167	366				18		2515
LAPORTE	CIR	2	18	20		53	10	242	930	157	52	911	34			284		2388
LAPORTE	SUP 1	9	3	12	1	46	9	151	539	3	49	932	297	11	2	24	5	1874
LAPORTE	SUP 2		1	2		44	26	63	563	2	53	381	161			8		1179
LAWRENCE	CIR	3	8	11		45	1	105	219	10	82	167	1		124	2		616
LAWRENCE	SUP		2	5	1	23	8	182	319	101	41	94	143			5	3	711
MADISON	CIR	6	1	7		41	34	109	364	85	144	245	98			29		972

Method of Case Disposition - Circuit and Superior Courts

COUNTY	COURT	Jury Trial			Bench Trial				Non-Trial Dispositions							Total Cases Disposed		
		Criminal	Civil	TOTAL	Criminal	Civil	Re-Docketed Civil	Dissolution	TOTAL	Settled	Guilty Plea	Dismissed	Default	Transferred	Closed		Venued Out	Others
MADISON	SUP I		3	3	1	56	8	155	449	75	4	255	408	11	361	19	27	1612
MADISON	SUP II		1	1		37	63	282	993	234	225	611	158	2		25		2249
MADISON	SUP III	19	2	21	14	53	8	529	820	67	144	456	178		9	36		1731
MARION	CIR		7	7		141	105	693	2734	59		806	78	22		87		3793
MARION	SUP CIV 1		9	10		48	6	746	1152	226		630	87			101		2206
MARION	SUP CIV 2		7	7		12	17	670	1379	34		781	196			75		2472
MARION	SUP CIV 3		9	9		116	92	761	1464	130		500	56			125		2284
MARION	SUP CIV 4		12	13		55	19	698	1120	182		723	140			165		2343
MARION	SUP CIV 5		12	12	2	268		783	1908	648		237	87			96		2988
MARION	SUP CIV 6		8	8		157	89	707	1448			529		20		111		2116
MARION	SUP CIV 7		10	10		141	49	706	1488	189		966	64	17		118		2852
MARION	SUP CRM 1	36		36	36				56		281	98				20	10	501
MARION	SUP CRM 2	42		42	53				53		290	75				3		463
MARION	SUP CRM 3	42		42	36				88		275	88		35		1		529
MARION	SUP CRM 4	37		37	33				123		368	128		23		1		680
MARION	SUP JUV			9	22				2760		2852	885					125	6631
MARION	SUP PROB					67			4234	280		400				2		4916
MARSHALL	CIR		4	4	2	38	36	120	779	71	56	404	50			12		1376
MARSHALL	SUP	4		4	5	18		91	243	8	113	88	18		40	13		527
MARTIN	CIR	1		1	1	23	6	56	174	2	73	106	16		28	29		429
MIAMI	CIR	1	1	2	43	70	15	54	*885	*39	*156	294	13	27		25		1441
MIAMI	SUP	5	5	10	42	74	85	248	928		38	220	92	7		5		1300

Method of Case Disposition - Circuit and Superior Courts

COUNTY	COURT	Jury Trial			Bench Trial				Non-Trial Dispositions								Total Cases Disposed	
		Criminal	Civil	TOTAL	Criminal	Civil	Re-Docketed Civil	Dissolution	TOTAL	Settled	Guilty Plea	Dismissed	Default	Transferred	Closed	Venued Out		Others
MONROE	CIR					14		18	91	90	189	356	326		262	13		1327
MONROE	SUP I	4	13	17	1	24	2	18	76	12	61	337	282			12		797
MONROE	SUP II	3	4	7		17		25	76	8	80	346	248			23		788
MONROE	SUP III	6	6	12		15		21	53	4	74	251	206			16		616
MONTGOMERY	CIR	2	3	5	31	52	25	211	724	81	37	163	27		64	31		1132
MORGAN	CIR		4	4		73		142	312			385	85		99	32		917
MORGAN	SUP	12	3	*16	11	45	7	188	410		*175	308		33		40		982
NEWTON	CIR	2	5	7	36	39	1	6	201	22	45	165	43	182	51	22	1	739
NEWTON*	SUP	2		2	24	7		14	250	1	159	51	4	2				469
NOBLE	CIR	1	9	10	7	27	4	206	436	335	40	396	37		194	37	2	1487
OHIO	CIR		1	9				17	19			4				1		33
ORANGE	CIR	3	10	14		36	12	130	334		28	255	59			23		713
OWEN	CIR	9	6	15	37	68	3	94	*426	44	*220	*210	7	13	88	28	87	1138
PARKE	CIR	4	4	8	11	29	16	80	179	51	58	71	4		75	13		459
PERRY	CIR	2	2	4		30	4	116	533	17	21	349	23		4	10		961
PIKE	CIR	1	4	5	4	33		63	133		23	121	7		51	18		358
PORTER	C/S SP J	2		2				5	8	1	2	2						
PORTER	CIR	5	5	10	1	63	2	209	1030	1	13	431	122			33		
PORTER	CIR & SUP	19	26	45	5	260	10	888	2299	4	108	1555	706			113		4830
PORTER	SUP 1	7	10	17	1	95	7	345	632	1	48	604	307			38		
PORTER	SUP 2	5	11	16	3	102	1	329	629	1	45	518	277			42		
POSEY	CIR	4	3	7	1	204		76	848	32	19	49	2		33	6		993

Method of Case Disposition - Circuit and Superior Courts

COUNTY	COURT	Jury Trial			Bench Trial				Non-Trial Dispositions							Total Cases Disposed		
		Criminal	Civil	TOTAL	Criminal	Civil	Re-Docketed Civil	Dissolution	TOTAL	Settled	Guilty Plea	Dismissed	Default	Transferred	Closed		Venued Out	Others
PULASKI	CIR	2	3	5	1	17	14	46	195	4	11	85	17			12	2	331
PUTNAM	CIR	10	5	15	49	125	3	155	514	142	200	227	19		117	9		1243
RANDOLPH	CIR	2		2	3	108	17	158	525	41	26	205	32	7	134	16		988
RIPLEY	CIR	3	4	7	7	68	119	104	769	2	72	187	34			17		1088
RUSH	CIR	4	2	6	19	70	21	77	508	1	23	218	16			21		793
SCOTT	CIR	2	2	4		18	2	168	603		53	209	58	1	65	39		1032
SHELBY	CIR		1	3		53	14	140	389	104		163	18			15	92	784
SHELBY	SUP	7		7	8	54	5	108	280	50	276	245			32	31		921
SPENCER	CIR	1		1		69	11	86	213		52	144	28		69	20		527
ST. JOSEPH	CIR	7	4	11	15	523	715	474	2049		30	402	694	59		24		3269
ST. JOSEPH	PROBATE								1602							1		2480
ST. JOSEPH	SUP	50	22	72	17	205	50	759	1501	435	301	1237	351		759	8		3982
STARKE	CIR	8	3	11	7	65	30	138	521	1	33	368	104			17		1055
STEUBEN	CIR	2	2	4	3	50	10	184	454	11	75	173	11			28		756
SULLIVAN	CIR	2	7	9	26	18	1	125	354	4	2	139	17			36		561
SWITZERLAND	CIR	1		1	1	17	2	30	168		2	33				4		209
TIPPECANOE	CIR	12	5	17	2	178	42		1223	149	25	98	33	43	1	18	148	1754
TIPPECANOE	SUP 1	1	1	2	3	20	8	416	589	194	15	261	70	10		14		1155
TIPPECANOE	SUP 2	5		5		16	4	286	386	179	24	326	47	3		25		995
TIPTON	CIR	3	3	6	27	47	9	103	351	43	56	202	8	2		15		683
UNION	CIR	4	1	5	4	12		34	57	13	19	23	10		40	3		170
VANDERBURGH	CIR	37	10	47	4	36			630	72	184	567	9	5		81	3	1598

Method of Case Disposition - Circuit and Superior Courts

COUNTY	COURT	Jury Trial			Bench Trial				Non-Trial Dispositions							Total Cases Disposed		
		Criminal	Civil	TOTAL	Criminal	Civil	Re-Docketed Civil	Dissolution	TOTAL	Settled	Guilty Plea	Dismissed	Default	Transferred	Closed		Venued Out	Others
VANDERBURGH	SUP JUV					12		619		431	102							1152
VANDERBURGH	SUP 1 - 6	11	6	17		248	47	1400	2145	194	221	1096	516	3	1	107		4300
VERMILLION	CIR	2	8	11		37	21	109	279	48	24	112	31			13		518
VIGO	CIR	23	1	24	6	42	2	116	309	11	115	177	57	104		24		821
VIGO	SUP PROB								392			127		9				528
VIGO	SUP 1	1	2	3	1	30	4	361	437	98	7	123	111	20		34		445
VIGO	SUP 2	8	6	14		24	1	362	493	61	17	445	61	16		82		833
WABASH	CIR	9	3	12	33	116	38	190	662	48	184	244	3		212	29		1189
WARREN	CIR	6	2	8	1	7	10	45	88	38	59	52	18		46	12		1394
WARRICK	CIR	5	7	12	30	170	27	232	663	18	304	199				9	1	321
WARRICK	SUP	4	4	8	8	81	10	70	263	51	32	41				9		1206
WASHINGTON	CIR		2	2	43	51	14	79	399	15	15	252	92		2	19		416
WAYNE	CIR	2	1	3	4	129	39	131	744	3	31	229		15		20		810
WAYNE	SUP 1	11		11	1	182	84	240	986	10	36	295				8		1020
WAYNE	SUP 2	4		4		62	13	215	808	3	27	149				4		1346
WELLS*****	CIR	1	8	9	8	46	72	129	547	44	16	34	16			8		995
WHITE	CIR	1	2	3	12	125	114	147	1077	11	4	152				8		674
WHITLEY	CIR	2	14	16	13	97	13	154	545	40	47	189	20	13		22		1269
																21	1	892

\*Includes Non-Felony Traffic  
 \*\*Includes Non-Felony Traffic - Violations Bureau  
 \*\*\*Court Created July 1, 1980

\*\*\*\*Third and Fourth Quarter Figures Estimated  
 \*\*\*\*\*Fourth Quarter Figures Estimated



Cases Pending - Circuit and Superior Courts  
As of December 31, 1980

COUNTY	COURT	Criminal	Re-Docketed Criminal	Juvenile	Civil	Re-Docketed Civil	Dissolution	Re-Docketed Dissolution	Probate-Adoption	Guardianship	Others	TOTAL
ADAMS	CIR	148		49	1168	27	741	79	436	282		2930
ALLEN	CIR	246	6		873	110	1336	373			*27	2971
ALLEN	SUP	258	25	71	1927	1179	1056	220	2691	893	553	8878
ALLEN	SUP JUV			391								391
BARTHOLOMEW	CIR	106		266	258	56	191	39	259	310	*1	1486
BARTHOLOMEW	SUP	118	14		213	91	189	143	167	153	24	1112
BENTON	CIR	161	13	64	244	89	119	13	145	147		995
BLACKFORD	CIR	324	3	269	390	63	451	57	346	153	113	2169
BOONE	CIR	10	1	33	250	12	42	14				362
BOONE	SUP	3			258	4	111	7	175	176		734
BROWN	CIR	15	1	6	246	43	55	17	91	52	7	533
CARROLL	CIR	7	5	18	157	16	77	77	312	139		808
CASS	CIR	16	2	58	413	18	277	44	642	387		1857
CASS	SUP	66	14		89	25	115		7	7	18	341
CLARK	CIR	86			641				403	521		1651
CLARK	SUP			238	180	23	504	99				1044
CLAY	CIR	31	7	174	393	62	120	53	258	247		1345
CLINTON	CIR	69	5	304	146	78	180	6	325	370	76	1559
CRAWFORD	CIR	149		80	153		114	1	125	69		691
DAVISS	CIR	127	22	48	265	84	142	64	193	180	8	1133
DEARBORN	CIR	63	2	1	468		231		408	421	93	1687
DECATUR	CIR	71		79	775		56		220	245		1446

Cases Pending - Circuit and Superior Courts  
As of December 31, 1980

<u>COUNTY</u>	<u>COURT</u>	Criminal	Re-Docketed Criminal	Juvenile	Civil	Re-Docketed Civil	Dissolution	Re-Docketed Dissolution	Probate- Adoption	Guardianship	Others	TOTAL
DEKALB	CIR	12	2	186	298	65	71	93	309	293	4	1333
DEKALB	SUP	396	25		157	33	194	17				822
DELAWARE	CIR	79	24	138	1013	234	49	205	548	246		2536
DELAWARE	SUP 1	1	7	5	978	255	426	253	46	9		1980
DELAWARE	SUP 2	1	15	183	298	610	165	247	200	27		1746
DUBOIS	CIR	231	2	65	288	30	87	58	239	184		1184
DUBOIS	SUP	57			13		3					73
ELKHART	CIR	48	36	415	299	79	282	130	386	225	366	2266
ELKHART	SUP 1	70			1399	852	579	462	192	236	1	3791
ELKHART	SUP 2	60	76	304	434	75	80	58	270	150	15	1522
FAYETTE	CIR	102	6	33	475	315	180	162	266	301	8	1848
FLOYD	CIR	198	3	41	872	20	469	19	509	419		2550
FLOYD	SUP	123	4		145	6	256	33	11	8		586
FOUNTAIN	CIR	86	8	3	127	15	32	17	133	109	3	533
FRANKLIN	CIR	240	15	14	259	1	19		114	264		926
FULTON	CIR	30	30	13	103	187	73	74	152	58		720
GIBSON	CIR	137		279	879	27	291	28	660	203	6	2510
GRANT	CIR	83		102	327		103		544	442	1	1602
GRANT	SUP 1	64	1		165	93	106	49		2	13	493
GRANT	SUP 2	34	13	188	162	12	160	33	111	152	22	887
GREENE	CIR	33	14	15	166	61	138	54	170	143		794
HAMILTON	CIR	71	34	423	735	405	250	38	376	226	7	2565

Cases Pending - Circuit and Superior Courts  
As of December 31, 1980

COUNTY	COURT	Criminal	Re-Docketed Criminal	Juvenile	Civil	Re-Docketed Civil	Dissolution	Re-Docketed Dissolution	Probate- Adoption	Guardianship	Others	TOTAL
HAMILTON	SUP 1	56	9		367	44	98	77	100	109	10	870
HAMILTON	SUP 2	30	4	2	287	19	178	28	65	24	4	641
HANCOCK	CIR	37		46	771	55	170	141	119	98	27	1464
HANCOCK	SUP	65	2	73	472	94	176	85	130	129	29	1255
HARRISON	CIR	125	29	25	215	66	124	49	464	63	73	1233
HENDRICKS	CIR	34	2	112	306	20	70	34				578
HENDRICKS	SUP 1	25	1		66	128	56	56	348	290	1	971
HENDRICKS	SUP 2	198	1		73	15	98	19				404
HENRY	CIR	74		84	482	19	128	5	289	344	*7	1432
HENRY	SUP	139	16	214	119	24	188	46	125	98		969
HOWARD	CIR	54	7	185	776	98	514	861	828	430	270	4023
HOWARD	SUP I	72	13		125	193	126	229	68	252	17	1095
HOWARD	SUP II	121	27		374	454	336	437	88	71	58	1966
HUNTINGTON	CIR	9	39	70	302	21	313	89	248	318	154	1563
JACKSON	CIR	152	14	61	338		134		120	252	5	1076
JASPER	CIR	76	1	211	1540	54	281	49	512	195		2919
JAY	CIR	43	1	24	21	13	16	44	130	123		415
JEFFERSON	CIR	62	9	119	350	16	355	581	483	293	16	2284
JENNINGS	CIR	51	4	98	168	31	22	57	243	194		868
JOHNSON	CIR	152		470	1606		880	6	438	297	6	3855
JOHNSON	SUP	72			193	60	234	33	263	112		967
KNOX	CIR	29	9		389	69	50	17	457	266	13	1299

Cases Pending - Circuit and Superior Courts  
As of December 31, 1980

COUNTY	COURT	Criminal	Re-Docketed Criminal	Juvenile	Civil	Re-Docketed Civil	Dissolution	Re-Docketed Dissolution	Probate-Adoption	Guardianship	Others	TOTAL
KNOX	SUP	73	41	374	256	81	420	90			9	1344
KOSCIUSKO	CIR	44	1	2	265	23	170	36	170	52	21	784
KOSCIUSKO	SUP		5	31	466	271	249	32	149	108		1311
LAGRANGE	CIR	50	11	334	423	23	198	53	579	217	18	1906
LAKE	CIR				7146	2792	1109	1011	974	404	245	13681
LAKE	SUP CIV 1				2112	176	275	14	864	69	4	3514
LAKE	SUP CIV 2				948	692	575	542	1489	1217	61	5524
LAKE	SUP CIV 3				1261	911	556	467	901	1034		5130
LAKE	SUP CIV 5	4			1530	2312	133	19	32	3	*6	4039
LAKE	SUP CRM SP J	91	5									96
LAKE	SUP CRM 1	433	8									441
LAKE	SUP CRM 2	288	31		2						*3	324
LAKE	SUP CRM 3	538	6									544
LAKE	SUP CRM 4	566	12									578
LAKE	SUP JUV			2181								2181
LAKE**	SUP CIV 4				1163	2331	567	644	21		559	5285
LAPORTE	CIR	135	25		572	134	304		448	40		1658
LaPORTE	SUP 1	103	11		2521	681	574	786	732	434		5842
LAPORTE	SUP 2	59	30	365	926	186	264	79	51	95		2055
LAWRENCE	CIR	75	1	83	366	64	273	11	284	238	7	1402
LAWRENCE	SUP	14	6		150	105	199	102				576
MADISON	CIR	310	2		344	348	332	233	241	219	26	2055

Cases Pending - Circuit and Superior Courts  
As of December 31, 1980

COUNTY	COURT	Criminal	Re-Docketed Criminal	Juvenile	Civil	Re-Docketed Civil	Dissolution	Re-Docketed Dissolution	Probate- Adoption	Guardianship	Others	TOTAL
MADISON	SUP I				110	414	74	339	508	1011		2456
MADISON	SUP II			850	184	458	666	482				2640
MADISON	SUP III	113	24		435	252	210	138	27	13	30	1242
MARION	CIR				255	4	344	793			64	1460
MARION	SUP CIV 1				381	72	448	205				1106
MARION	SUP CIV 2				550	4	431	56				1041
MARION	SUP CIV 3				610		291					901
MARION	SUP CIV 4				267	94	163	385				909
MARION	SUP CIV 5	1			395		378	55				829
MARION	SUP CIV 6				455		569	35				1059
MARION	SUP CIV 7				644	41	614	280				1579
MARION	SUP CRM 1	268	21									289
MARION	SUP CRM 2	303										303
MARION	SUP CRM 3	297	4									301
MARION	SUP CRM 4	406	28									434
MARION	SUP JUV	50		1729								2785
MARION	SUP PROB				662				2559	2764	1006	7072
MARSHALL	CIR	67	29	56	224	195	113	59	149	308	1087	1200
MARSHALL	SUP	14	25		145	37	152	153	94	30		650
MARTIN	CIR	98	11	45	88	16	70	34	66	61		489
MIAMI	CIR	143	21	148	123	64	24	10	179	179	*59	950
MIAMI	SUP	69	5	17	125	61	152	8	131	76		644

Cases Pending - Circuit and Superior Courts  
As of December 31, 1980

<u>COUNTY</u>	<u>COURT</u>	Criminal	Re-Docketed Criminal	Juvenile	Civil	Re-Docketed Civil	Dissolution	Re-Docketed Dissolution	Probate- Adoption	Guardianship	Others	TOTAL
MONROE	CIR	17	16	68	409	264	131	65	584	503	*4	2061
MONROE	SUP I	74	5		86	52	35	93				345
MONROE	SUP II	76	18		119	18	59	59				349
MONROE	SUP III	59	1		50	19	43	18				190
MONTGOMERY	CIR	15	1	14	144		127	10	207	108		626
MORGAN	CIR	6		146	592	43	179	7	521	332	2	1824
MORGAN	SUP	192	5		125	39	123	37	44	60	*37	662
NEWTON	CIR			321	299	161	63	124	333	267	2	1570
NEWTON*	SUP	227	13		29	1	19	1	2	4		296
NOBLE	CIR	85	15	92	497	32	157	207	246	213	114	1658
OHIO	CIR	89	4	17	104	15	46	24	92	54	5	450
ORANGE	CIR	57	10	64	216	60	28	101	360	120	34	1050
OWEN	CIR	108	41	51	101	57	70	78	37	107	*61	711
PARKE	CIR	542	3	74	773	2	365	56	460	310		2585
PERRY	CIR	255	4	101	133	32	70	24	175	126	123	1043
PIKE	CIR	111		85	213	4	73	3	83	99		671
PORTER	C/S SP J											
PORTER	CIR											
PORTER	CIR & SUP	160		42	4304	201	893	5	817	518	312	7252
PORTER	SUP 1											
PORTER	SUP 2											
POSEY	CIR	171	1	118	514		393		262	591	64	2114

Cases Pending - Circuit and Superior Courts  
As of December 31, 1980

COUNTY	COURT	Criminal	Re-Docketed Criminal	Juvenile	Civil	Re-Docketed Civil	Dissolution	Re-Docketed Dissolution	Probate- Adoption	Guardianship	Others	TOTAL
PULASKI	CIR	45	13	47	208	84	90	31	265	117	26	926
PUTNAM	CIR	131		29	238	1	59	16	128	170		772
RANDOLPH	CIR	24	22	47	147	35	189	57	260	166	8	955
RIPLEY	CIR	107	8	109	358	31	66	54	336	242		1311
RUSH	CIR	96	2	13	195	59	92	9	191	165	3	825
SCOTT	CIR	227	27	189	433	126	328	183	180	148		1841
SHELBY	CIR	40	1		538	102	431	469	534	419	*12	2546
SHELBY	SUP	305	18	234	278	104	204	37	82	78		1340
SPENCER	CIR	49		13	537	3	59	27	144	159		991
ST. JOSEPH	CIR	143	14		947	1132	845	129		53	53	3316
ST. JOSEPH	PROBATE			1579	31				1605	2259		5474
ST. JOSEPH	SUP	863	127		2060	889	914	360	566	394	83	6256
STARKE	CIR	86	6	60	475	420	88	98	214	64	49	1560
STEUBEN	CIR	123	9	299	175	83	122	73	235	203	2	1324
SULLIVAN	CIR	84	3	77	179	9	60	22	28	35	12	509
SWITZERLAND	CIR	23		39	64	17	38	51	59	81		372
TIPPECANOE	CIR	16		359	587	11			343	729		2045
TIPPECANOE	SUP 1	28	7		197	75	305	155			3	770
TIPPECANOE	SUP 2	29	5		104	16	187	75			12	428
TIPTON	CIR	114		32	106	1	57	20	237	132		699
UNION	CIR	100	6	10	48	15	38	24	146	89		476
VANDERBURGH	CIR	227	6		423	6		582				1244

Cases Pending - Circuit and Superior Courts  
As of December 31, 1980

<u>COUNTY</u>	<u>COURT</u>	Criminal	Re-Docketed Criminal	Juvenile	Civil	Re-Docketed Civil	Dissolution	Re-Docketed Dissolution	Probate- Adoption	Guardianship	Others	TOTAL
VANDERBURGH	SUP JUV			109	599				2880	1326		4914
VANDERBURGH	SUP 1 - 6	47	2		1047	640	2014	5170			2	8922
VERMILLION	CIR	123	2	113	266	7	55	7	257	112		942
VIGO	CIR	218	3		492	15	140	29	42			939
VIGO	CIR JUV			301						37		338
VIGO	SUP PROB								712	887		1599
VIGO	SUP 1	24	4		302	282	435	147				1194
VIGO	SUP 2	52			397	9	427	43				928
WABASH	CIR	96	18	25	187	56	115	85	161	236	81	1060
WARREN	CIR	48		8	116	13	51	15	135	108		494
WARRICK	CIR	35	2	40	457	124	30	48	283	262		1281
WARRICK	SUP	37	6	8	230	47	122	6	55	25		536
WASHINGTON	CIR	92	5	208	501	104	73	145	394	211	285	2018
WAYNE	CIR	113	5	127	247	27	62	132	94	101		908
WAYNE	SUP 1	89	9	74	188	29	71	56	408	236		1160
WAYNE	SUP 2	97	13	137	93	16	205	39	262	147		1009
WELLS**	CIR	38		3	294	1	200		238	20	*3	797
WHITE	CIR	56	4	34	301	87	44	21	205	149		901
WHITLEY	CIR	36	22	15	283	104	154	38	291	124	46	1113

\*Includes Non-Felony Traffic

\*\*Court Created July 1, 1980

\*\*\*Third and Fourth Quarter Figures Estimated

\*\*\*\*Fourth Quarter Figures Estimated



Filings and Dispositions of County Courts

COUNTY	COURT	<u>Filings</u>							Venued In	<u>Dispositions</u>									
		Criminal	Re-Docketed Criminal	Small Claims	Plenary Proceedings	Re-Docketed Civil	Non-Felony Traffic	Others		TOTAL	Criminal	Re-Docketed Criminal	Small Claims	Plenary Proceedings	Re-Docketed Civil	Non-Felony Traffic	Others	TOTAL	
ADAMS	COUNTY	407		537	42	117	2239	34	3376		269			528	41	153	2076	29	3096
ALLEN	SUP CCF	5495		12774		8682	11773	702	39426		4405		10901		8891	13153	696		38046
BARTHOLOMEW	COUNTY	2267	75	2328	91	1058	6770		12589	1	1825	73	2236	75	656	6518			11383
BENTON	CIR CCF			133		21	934		1088				103		11	873			987
BLACKFORD	CIR CCF			411		154			565				405		98				503
BOONE	COUNTY	510		530	49	189	257		1535		442		514	47	225	170			1398
BROWN	CIR CCF	555	13	184			1444	80	2276		420	25	125		3	1318	80		1971
CARROLL	CIR CCF	439	4	360	5	94	828		1730		403	4	540	8	90	860			1905
CASS	SUP CCF	815		1120		419	1736		4090		310		985		203	1689			3187
CLARK	COUNTY	996		1158	687		7074		9915		1075		1049	415		7330			9869
CLAY	COUNTY	483		553	50	170	2169		3425	29	534	24	551	52	220	2364	5		3750
CLINTON	COUNTY	434	30	450	29	121	1918	55	3037		414	26	411	25	118	1930	48		2972
CRAWFORD	COUNTY	224		136	7		921		1288		207		104	2		824			1137
DAVISS	COUNTY	288		507	2	193	1543		2533		241		527	1	90	1453			2312
DEARBORN	COUNTY	178		1015	42		1517		2752		169		950	49		1483			2651
DECATUR	COUNTY	177		444	7	76	2607		3311	1	182		519	4	66	2567			3338
DEKALB	SUP CCF			1221		731	2715		4667				1030		423	2257			3710
DELAWARE	COUNTY 1	1811		913	42	1033	1081	7	4887		1382		787	27	168	747	1		3112
DELAWARE	COUNTY 2	1489		1604	77	473	1647	13	5303		1367		1130	24	178	978	3		3680
DUBOIS*	SUP CCF	374		363	3	50	2493	8	3291	1	415		356	10	48	2460	8		3297
ELKHART	CO-ELK	221	4	2310	241	1178	429	36	4419	27	209	3	2157	190	785	290	36		3670
ELKHART	CO-GOS	609		832	44	325	3538	147	5495		626		817	28	345	3542	147		5505

Filings and Dispositions of County Courts

COUNTY	COURT	Filings								Dispositions							
		Criminal	Re-Docketed Criminal	Small Claims	Plenary Proceedings	Re-Docketed Civil	Non-Felony Traffic	Others	TOTAL	Venued In	Criminal	Re-Docketed Criminal	Small Claims	Plenary Proceedings	Re-Docketed Civil	Non-Felony Traffic	Others
FAYETTE	COUNTY	427		383		98	1268		2176		399			64	1232		2051
FLOYD	COUNTY	1856		721	361		2928		5866		1651		306		2611		5133
FOUNTAIN	CIR CCF			381		75	696		1152					70	642		1114
FRANKLIN	CIR CCF			190			1705		1895						1683		1897
FULTON	COUNTY	400		568			1248		2216		411		4		1228		2241
GIBSON	COUNTY	189		856	27		4100		5172		210		22		4017		5249
GRANT	COUNTY	641	47	2746	121	1788	2212	210	7765	22	658	40	99	1796	1988	202	7190
GREENE	COUNTY	272	11	580	25	120	1095	4	2107	1	227	13	25	144	1188	9	2235
HAMILTON	COUNTY	978	25	1740	276	610	4524		8153	4	867	20	183	334	4002		6868
HANCOCK	COUNTY	1084		841	76	227	5654	60	7942	1	963		58	94	4865	60	6568
HARRISON	COUNTY	408		409	47	68	1897		2829		316		24	49	1816		2517
HENDRICKS	SUP II CCF	767	1	618		68	3496		4950		687	6	23	2	3262		4838
HENRY	COUNTY	907	13	1172	81	479	1000		3652		855	12	70	560	1015		3616
HOWARD	COUNTY	3101	9	2179	65	1335	6019		12708		2475	9	24	264	5342		9703
HUNTINGTON	COUNTY	386	5	1012	37	399	2346	25	4210		402	5	47	352	2360	25	4203
JACKSON	COUNTY	994	35	662	66	431	7155	60	9403		893	46	64	365	7024	60	9142
JASPER	COUNTY	403	9	908	58	462	4432	20	6292	19	269	9	66	182	3273	6	4810
JAY	COUNTY	215		407	17	162	244		1045		247		14	192	190		1040
JEFFERSON	COUNTY	1228		749	73	89	1302	102	3543		1149		50	86	1300	102	3472
JENNINGS	CIR CCF			351	145	103			599				187	125			618
JOHNSON	COUNTY	839		1537		450	837		3663	1	832			144	770		3509
KNOX	COUNTY	1227		1199	64	282	3585		6357		1124		46	172	3571		5970

Filings and Dispositions of County Courts

<u>COUNTY</u>	<u>COURT</u>	<u>Filings</u>							<u>Venued In</u>	<u>Criminal</u>	<u>Dispositions</u>										
		<u>Criminal</u>	<u>Re-Docketed Criminal</u>	<u>Small Claims</u>	<u>Plenary Proceedings</u>	<u>Re-Docketed Civil</u>	<u>Non-Felony Traffic</u>	<u>Others</u>			<u>TOTAL</u>	<u>Re-Docketed Criminal</u>	<u>Small Claims</u>	<u>Plenary Proceedings</u>	<u>Re-Docketed Civil</u>	<u>Non-Felony Traffic</u>	<u>Others</u>	<u>TOTAL</u>			
KOSCIUSKO	COUNTY	1053		1058	86	1138	5642			8977	1	1046									
LAGRANGE	COUNTY	253		398	24	120	2871			3666		259		1110	96	332	5758				8342
LAKE	CO I	1329	5	1988	35	424	10940			14721		642	5	383	19	55	2922				3638
LAKE	CO II	944		1426	71	494	10553	213		13701		589		1695	25	201	6349				8917
LAKE	CO III	1267		3004	322	1080	10232			15905	2	1514		1205	20	118	7998	213			10143
LAPORTE	CO-LP	1834	22	1210	116	429	3366	148		7125	1	1768	15	2386	249	724	9117				13990
LAPORTE	CO-MC	1673	73	2105	244	1006	8019	48		13168		1863	60	1127	66	150	3202	148			6476
LAWRENCE	COUNTY	1509	27	1147	31	543	3178	161		6596		1473	25	2064	167	308	9762	69			14293
MADISON	COUNTY	299		2849	112	1254	163			4677		251		1131	26	497	3074	235			6461
MARSHALL	COUNTY	305	212	819	58	250	1661	118		3423	1	294	251	3300	108	750	134				4543
MARTIN**	CIR CCF	346		129		28	1070			1573		299		642	77	168	1723	118			3273
MIAMI	SUP CCF	109	13	996		380	2894			4392		150	1	154		17	1013				1484
MONROE	SUP CCF	3271	1242	3008		2729	8088	1443		19781		2662	1184	2993		435	2969				4541
MONTGOMERY	COUNTY	741	10	859	18	334	2134			4096		724	10	918	11	325	2174			1443	18336
MORGAN	COUNTY	474	18	1481	27	336	774			3110		495	26	918	24	193	1022				4162
NEWTON***	SUP CCF			741			2393			3134				1668							3428
NOBLE	COUNTY	879	86	784	39	286	2335			4409		857	72	655			2300				2955
OHIO	COUNTY	230	4	90	7	13	219			563		202	3	770	30	253	2271				4253
ORANGE	COUNTY	651		872	43	118	1612			3296		528		83	6	12	234				540
OWEN	CIR CCF	363	1	373		82	828			1647		359	2	761	32	66	1319				2706
PARKE	CIR CCF			201			1575			1776				338		76	826				1601
PERRY	CIR CCF			422	82	26	451			981				242			1507				1749
														299	53	18	314				684

Filings and Dispositions of County Courts

COUNTY	COURT	Filings							Dispositions									
		Criminal	Re-Docketed Criminal	Small Claims	Plenary Proceedings	Re-Docketed Civil	Non-Felony Traffic	Others	TOTAL	Venued In	Criminal	Re-Docketed Criminal	Small Claims	Plenary Proceedings	Re-Docketed Civil	Non-Felony Traffic	Others	TOTAL
PIKE	CIR CCF	94		346		110	46		596	3	89							
PORTER	COUNTY 1	756		973	67	269	8060	24	10149		653							
PORTER	COUNTY 2	1365		1058	35	180	6412		9050		1035							
POSEY	COUNTY	455	18	303	13	30	1496	24	2339		342							
PULASKI	COUNTY	276		280	17	81	927		1581		259							
PUTNAM	COUNTY	597	49	888	22	377	2341		4274		526							
RANDOLPH	COUNTY	54	10	561	50	304	8		987		59							
RIPLEY	CIR CCF			720		394			1114									
RUSH	COUNTY	305	5	656	54	255	1226	29	2530	1	275							
SCOTT	COUNTY	430		279	49	55	2142		2955		401							
SHELBY	COUNTY	660	41	1625	57	322	3250		5955		582							
SPENCER	CIR CCF			372		29	4018		4419									
ST. JOSEPH	SUP CCF	6038		7062		3395	36793		53288	4	4978							
STARKE	CIR CCF			406		89			495									
STEBEN	COUNTY	466	25	467	44	210	1473		2685	19	478							
SULLIVAN	COUNTY	520	48	389	37	46	1568	13	2621		451							
SWITZERLAND	COUNTY	299	7	110	18	49	216		699		275							
TIPPECANOE	CO I-II	1876		3577	312	908	14039		20712		1878							
TIPTON	CIR CCF			149		30			179									
UNION	CIR CCF			64		12	779		855									
VANDEBURGH****	SUP CCF	3993		5353	1808	3212	20231	1880	36477	1	3495							
VERMILLION	CIR CCF			379		55	415		849									

Filings and Dispositions of County Courts

COUNTY	COURT	Filings								Dispositions								
		Criminal	Re-Docketed Criminal	Small Claims	Plenary Proceedings	Re-Docketed Civil	Non-Felony Traffic	Others	TOTAL	Venued In	Criminal	Re-Docketed Criminal	Small Claims	Plenary Proceedings	Re-Docketed Civil	Non-Felony Traffic	Others	TOTAL
VIGO	COUNTY 4	58		2808	196	1594		4656	30	48		2836	160	919			3963	
VIGO	COUNTY 5	721	2	991	43	419	739	5	2920	203	910	5	990	24	291	742	23	2985
WABASH	COUNTY	117		541	33	479	33	1203		89		483	33	397	31		1033	
WARREN	CIR CCF	84	1	186		39	1187	42	1539		88		167		36	1180	42	1513
WARRICK*****	SUP CCF			781		348	4944	2	6075				764		134	4517	2	5417
WASHINGTON	CIR CCF			398		131	1	530	1			428		71	6		505	
WAYNE	COUNTY	1381		2061	100	852	11600	235	16229		1351		1957	84	794	11470	235	15891
WELLS	COUNTY	9		381	26	87	2	507	1	15		532	18	87	2	2	656	
WHITE	COUNTY	588		730	17	265	2651		4251		599		651	17	583	2684		4534
WHITLEY	COUNTY	150	11	502	34	268		965		90		491	38	233			862	

NOTE: The term "County Courts" includes the "County Court Function" of the Circuit and Superior Courts.

\* Dubois Superior County Court Function docket began operating on July 1, 1980.

\*\* Martin Circuit County Court Function docket began operating on July 1, 1980.

\*\*\* New Court - Created July 1, 1980.

\*\*\*\* Vanderburgh Superior County Court Function includes Small Claims and Misdemeanor Divisions.

\*\*\*\*\* In Warrick County, all non-felony traffic cases are filed in the Warrick Superior Court, Minor Offenses Docket, in accordance with I.C. 33-5-44.5-15. The Circuit Judge serves every other week on the Minor Offenses Docket of Superior Court by agreement of the Judges of both Courts, in accordance with I.C. 33-5-45.5-6(a).

Method of Case Dispositions of County Courts

COUNTY	COURT	Jury Trial			Bench Trial					Non-Trial Dispositions							Total Cases Disposed					
		Criminal	Plenary Proceedings	Total	Criminal	Small Claims	Plenary Proceedings	Re-Docketed Civil	Non-Felony Traffic	Total	Settled	Guilty Plea	Dismissed	Default	Violations Bureau	Transferred		Venued Out	F.T.A.	Others		
ADAMS	COUNTY	1		1	53	71	3	107	52	288	98	435	305	146	1749							
ALLEN	SUP CCF	8		10	1130	642	129	8891	1793	13281	2157	2930	3549	6400	8923	796	1	23	50	3096		
BARTHOLOMEW	COUNTY				160	723	21	175	120	1199	220	6853	1727	822							38046	
BENTON	CIR CCF					21		10	91	122	25	119	36	68	615		9	463	90	11383		
BLACKFORD	CIR CCF					12				12	29		223	239			2			987		
BOONE	COUNTY	1	2	3	64	85	7		4	160	256	338	323	209	70	5	5	17	12	503		
BROWN	CIR CCF	2		2	25	23		3	214	283	497	829	234	33	11		1		81	1398		
CARROLL	CIR CCF				23	83	1		20	127	99	1023	540	77	29	6	4			1971		
CASS	SUP CCF				13	63		202	15	293		505	582	666	997		4			1905		
CLARK	COUNTY	3		4	20	153	14		56	243	163	1408	1780	507	5221		5	139		3187		
CLAY	COUNTY	2	1	3	68	182	3	25	22	305	189	474	412	201	1847	66	4	539		9869		
CLINTON	COUNTY	2		2	2	91	2	23	18	159	91	682	407	147	1464	15	1	250	2	3750		
CRAWFORD	COUNTY	11		11	4	14	1		2	21	7	547	165	28	358			2	3	2972		
DAVISS	COUNTY	5		6	8	311	1	58	23	401	9	1502	350		38	6				1137		
DEARBORN	COUNTY	3	1	6	1	167	47		3	219	253	906	130	457	622					2312		
DECATUR	COUNTY			1	3	253	3	49	58	366	39	435	406	132	1959			58		2651		
DEKALB	SUP CCF					190		72	101	374	598	208	563	171	1725					3338		
DELAWARE	COUNTY 1	7		7	28	58	10		16	113	499	996	726	237	199			69		3710		
DELAWARE	COUNTY 2	3	1	4	113	71	4		11	200	553	1257	984	395	109		2		333	3112		
DUBOIS*	SUP CCF			4	18	70			92	197	199	1050	78	93	1619	45		178		3680		
ELKHART	CO-ELK				12	526	19	11		605	30	351	1088	1586			12			3297		
ELKHART	CO-GOS			1	32	177	5	90	68	519	145	2103	836	265	1535	67	10			3670		
																					34	5505

Method of Case Dispositions of County Courts

COUNTY	COURT	Jury Trial			Bench Trial					Non-Trial Dispositions							Total Cases Disposed			
		Criminal	Plenary Proceedings	Total	Criminal	Small Claims	Plenary Proceedings	Re-Docketed Civil	Non-Felony Traffic	Total	Settled	Guilty Plea	Dismissed	Default	Violations Bureau	Transferred		Venued Out	F.T.A.	Others
FAYETTE	COUNTY			2	2	41			5	48	79	650	183	106	895		2		86	2051
FLOYD	COUNTY	1		2	107	166	30		20	323	168	841	1404	421	1947	5	3		19	5133
FOUNTAIN	CIR CCF					62		29	13	104	54	498	198	139	26	10	1	80	4	1114
FRANKLIN	CIR CCF					58				58	14	1471	218	64	72					1897
FULTON	COUNTY	4		4	52	43			40	135	128	1243	296	258	173		4			2241
GIBSON	COUNTY	1		1	70	328	10		141	549	262	1011	76	406	2557			387		5249
GRANT	COUNTY	1		1	193	694	26	1672	225	2835	29	1753	1275	1065	183		23		26	7190
GREENE	COUNTY	2	1	3	9	118		26	12	174	70	356	555	160	862	2		53		2235
HAMILTON	COUNTY	8	1	9	45	204	38		127	427	970	2393	932	547	1582		6	2		6868
HANCOCK	COUNTY				35	71	4	76	28	274	72	3176	842	210	1813		4	177		6568
HARRISON	COUNTY	6		6	9	54		7	2	72	27	388	431	107	1485		1			2517
HENDRICKS	SUP II CCF	1		1	148	12			237	441		926	954	339	2189	17	1			4838
HENRY	COUNTY				22	160	6	320	13	530	424	921	712	448	553		6	22		3616
HOWARD	COUNTY				283	136		222	884	1530	57	4122	1130	990	1874					9703
HUNTINGTON	COUNTY	3	1	7	17	65	11	153	42	314	641	972	424	177	1624	34		2	8	4203
JACKSON	COUNTY	1	1	6	13	77	6	166	46	308	482	3970	426	249	2863	4	1	725	108	9142
JASPER	COUNTY	3	1	9	22	131	21	89	41	311	367	543	363	494	2197	22	2	482	20	4810
JAY	COUNTY			2	38	239	1		38	306	27	263	338	93	4	3			4	1040
JEFFERSON	COUNTY	2		2	262	306	24	30	52	776	350	1842	247	229	5			21		3472
JENNINGS	CIR CCF					114	29	34		177	46		266	126			3			618
JOHNSON	COUNTY	2		2	163	373			192	728	32	872	1145	727			3			3509
KNOX	COUNTY				4	144	1	29	1	179	740	4064	509	299	174		5			5970

Method of Case Dispositions of County Courts

COUNTY	COURT	Jury Trial			Bench Trial					Non-Trial Dispositions							Total Cases Disposed		
		Criminal	Plenary Proceedings	Total	Criminal	Small Claims	Plenary Proceedings	Re-Docketed Civil	Non-Felony Traffic	Total	Settled	Guilty Plea	Dismissed	Default	Violations Bureau	Transferred		Venued Out	F.T.A.
KOSCIUSKO	COUNTY				21	116	8	156	45	346	507	1816	1159	377	4136	1			8342
LAGRANGE	COUNTY				27	69	6	24	47	173	82	486	323	100	1934		539	1	3638
LAKE	CO I	1	1	121	462	5	201	155	949	370	1427	937	776	4084	53		320		8917
LAKE	CO II			130	207	2		151	703		1311	1461	621	6047					10143
LAKE	CO III	1	2	267	409	4		779	1459		5096	2779	2219	2390			45		13990
LAPORTE	CO-LP		3	37	351	8	150	14	719	96	2482	1025	428	1396	102		225		6476
LAPORTE	CO-MC	1	4	173	209	16		390	827	650	1930	1261	1334	7337		143	505	302	14293
LAWRENCE	COUNTY	18	18	84	297	4	304		749	10	1146	1106	385	2697	27		269	54	6461
MADISON	COUNTY			28	336	10	750		1124	672	80	1430	1167	67				3	4543
MARSHALL	COUNTY	2	2	32	206	16	126	15	511	4	583	284	343	710	1	2	72	761	3273
MARTIN**	CIR CCF		1	2	45		6	10	63	5	499	244	35	596	10	4	27		1484
MIAMI	SUP CCF	2	4	6	324		339	26	704	182	561	426	374	2263	23	4			4541
MONROE	SUP CCF	7	11	48	1772		749	213	4386	1119	3253	2359	612	4126	47		555	1868	18336
MONTGOMERY	COUNTY		1	3	22	207	134	35	398	243	828	650	494	1546					4162
MORGAN	COUNTY	4	4	34	846	11	59	9	966	429	764	504		236	525				3428
NEWTON***	SUP CCF				76			260	336	2	1475	286	98	207	551				2955
NOBLE	COUNTY		1	75	208	6	76	30	426	200	693	608	324	1940		2		59	4253
OHIO	COUNTY	1	1	3	17	2		2	25	13	257	137	30	77					540
ORANGE	COUNTY	3	5	15	228	9		13	265	54	1506	613	259			4			2706
OWEN	CIR CCF			11	111		54	11	188		343	274	93	646	6			51	1601
PARKE	CIR CCF				68			73	141	7	634	82	123	762					1749
PERRY	CIR CCF				89	61		2	152	11	301	75	144	1					684



Method of Case Dispositions of County Courts

COUNTY	COURT	Jury Trial			Bench Trial					Non-Trial Dispositions								Total Cases Disposed		
		Criminal	Plenary Proceedings	Total	Criminal	Small Claims	Plenary Proceedings	Re-Docketed Civil	Non-Felony Traffic	Total	Settled	Guilty Plea	Dismissed	Default	Violations Bureau	Transferred	Venued Out		F.T.A.	Others
PIKE	CIR CCF				40	262		77	14	393	90	32	97				5			617
PORTER	COUNTY 1	1		3	38	187	8	8	116	384	251	1326	560	298	5965	6		329	5	9127
PORTER	COUNTY 2	1		1	20	221	6	35	79	361	152	1864	445	354	4482	12				7671
POSEY	COUNTY				11	49	1	11	37	127	132	832	160	69	794			37		2151
PULASKI	COUNTY				1	34			19	54	77	394	364	97	542	15		14		1557
PUTNAM	COUNTY	9		9	403	329	8	295	225	1303	28	1735	364	97	542	15		14		4197
RANDOLPH	COUNTY				6	84	3		1	95		41	565	285		3				989
RIPLEY	CIR CCF					223		314		537			364	185						1086
RUSH	COUNTY				19	19	2	101	25	167	174	361	413	239	860	15		87	3	2319
SCOTT	COUNTY			2	6	96	11	11	222	346	1	1970	165	322		9				2815
SHELBY	COUNTY	1	1	3	18	113	3	57	25	218	907	966	622	490	3029	2	10	210		6457
SPENCER	CIR CCF					92		11	42	145		3482	382	88						4097
ST. JOSEPH	SUP CCF	5		7	2022	980			529	3531	433	5290	4577	3172	34405		5			51420
STARKE	CIR CCF					235		47		282			134							416
STEUBEN	COUNTY	3		3	56	122	12	107	527	850		297	415	154	1004	2				2725
SULLIVAN	COUNTY	3		3	37	88	9	24	13	191	19	464	467	66	1169			59		2438
SWITZERLAND	COUNTY				17	15	2	7	1	42	33	253	111	36	111	3	3	6		598
TIPPECANOE	CO I-II	18	1	32	28	326	19	133	117	623	808	5047	1892	853	8492	314	1	575	1191	19828
TIPTON	CIR CCF					52		27		79	15		46	9						149
UNION	CIR CCF					15		1	3	19	6	534	19	25	92					695
VANDEBURGH***	SUP CCF				220	1333		578	221	3087	114	8982	7022	4201	6288	47	39			29780
VERMILLION	CIR CCF			1		65		5		70	135	20	85	107	205					623

Method of Case Dispositions of County Courts

COUNTY	COURT	Jury Trial			Bench Trial					Non-Trial Dispositions							Total Cases Disposed		
		Criminal	Plenary Proceedings	Total	Criminal	Small Claims	Plenary Proceedings	Re-Docketed Civil	Non-Felony Traffic	Total	Settled	Guilty Plea	Dismissed	Default	Violations Bureau	Transferred		Venued Out	F.T.A.
VIGO	COUNTY 4				2	179	2		183	725	2	1224	1808			21			3963
VIGO	COUNTY 5	2		2	32	123	3	2	160	86	1003	976	515	40		31	27	145	2985
WABASH	COUNTY			1	5	129	31	1	166	542	110	4	210						1033
WARREN	CIR CCF			1		12		5	25	35	166	114	57	943			172		1513
WARRICK*****	SUP CCF			3		536		67	655	237	3790	506				2	224		5417
WASHINGTON	CIR CCF					123		20	143	153		53	151		1	4			505
WAYNE	COUNTY		4	4	43	476	20	630	1881	601	4785	735	791	6161	1	4	905	23	15891
WELLS	COUNTY					15		68	83	87	6	323	154		3				656
WHITE	COUNTY				400	46	3	262	896	333	276	368	446	2028	87		100		4534
WHITLEY	COUNTY	2		2	6	14	1	15	39	255	52	294	219			1			862

NOTE: The term "County Courts" includes the "County Court Function" of the Circuit and Superior Courts.

- \* Dubois Superior County Court Function docket began operating on July 1, 1980.
- \*\* Martin Circuit County Court Function docket began operating on July 1, 1980.
- \*\*\* New Court - Created July 1, 1980.
- \*\*\*\* Vanderburgh Superior County Court Function includes Small Claims and Misdemeanor Divisions.
- \*\*\*\*\* In Warrick County, all non-felony traffic cases are filed in the Warrick Superior Court, Minor Offenses Docket, in accordance with I.C. 33-5-44.5-15. The Circuit Judge serves every other week on the Minor Offenses Docket of Superior Court by agreement of the Judges of both Courts, in accordance with I.C. 33-5-45.5-6(a).

Cases Pending - County Courts

<u>COUNTY</u>	<u>COURT</u>	<u>Criminal</u>	<u>Re-Docketed Criminal</u>	<u>Small Claims</u>	<u>Plenary Proceedings</u>	<u>Re-Docketed Civil</u>	<u>Non-Felony Traffic</u>	<u>Others</u>	<u>TOTAL</u>
ADAMS	COUNTY	223		260	18	110	317	10	938
ALLEN	SUP CCF	1090		2592		2944	955	6	7587
BARTHOLOMEW	COUNTY	1312	12	530	90	985	837		3766
BENTON	CIR CCF			99		40	285		424
BLACKFORD	CIR CCF			183		367			550
BOONE	COUNTY	106		66	16	10	138		336
BROWN	CIR CCF	175	2	161		37	407		782
CARROLL	CIR CCF	74		42	2	23	96		237
CASS	SUP CCF	810		697		635	273		2415
CLARK	COUNTY	492		835	741		1092		3160
CLAY	COUNTY	93		94	23	83	118		411
CLINTON	COUNTY	124	20	120	15	36	316	17	648
CRAWFORD	COUNTY	154		97	6		177		434
DAVISS	COUNTY	177		161	3	268	305		914
DEARBORN	COUNTY	133		329	36		114		612
DECATUR	COUNTY	20		57	4	11	146		238
DEKALB	SUP CCF			923		495	820		2238
DELAWARE	COUNTY 1	806		471	143	865	334	6	2625
DELAWARE	COUNTY 2	536		1883	141	1016	669	10	4255
DUBOIS*	SUP CCF			98		6	118		222
ELKHART	CO-ELK	370	29	736	201	1256	205		2797
ELKHART	CO-GOS	181		363	70	25	145		784

Cases Pending - County Courts

<u>COUNTY</u>	<u>COURT</u>	<u>Criminal</u>	<u>Re-Docketed Criminal</u>	<u>Small Claims</u>	<u>Plenary Proceedings</u>	<u>Re-Docketed Civil</u>	<u>Non-Felony Traffic</u>	<u>Others</u>	<u>TOTAL</u>
KOSCIUSKO	COUNTY	797		551	111	1281	212		2952
LaGRANGE	COUNTY	150		138	30	126	356		800
LAKE	CO I	962		1302	84	791	7144		10283
LAKE	CO II	1421		730	119	963	14986		18219
LAKE	CO III	792		1155	269	665	9539		12420
LaPORTE	CO-LP	499	16	359	121	574	739		2308
LaPORTE	CO-MC	559	24	719	265	2296	754	19	4636
LAWRENCE	COUNTY	606	9	147	33	224	202	19	1240
MADISON	COUNTY	141		576	54	3212	151		4134
MARSHALL	COUNTY	305		862	56	146	98		1467
MARTIN**	CIR CCF	131		19		21	223		394
MIAMI	SUP CCF	58	6	212		71	361		608
MONROE	SUP CCF	1178	178	260		384	1054		3054
MONTGOMERY	COUNTY	226		109	11	81	206		633
MORGAN	COUNTY	576	15	302	16	148	345		1402
NEWTON***	SUP CCF			360			351		711
NOBLE	COUNTY	221	34	113	31	75	210		684
OHIO	COUNTY	112	3	57	9	34	70		285
ORANGE	COUNTY	248		208	22	388	436		1302
OWEN	CIR CCF	73		103		52	84		312
PARKE	CIR CCF			159			528		687
PERRY	CIR CCF			533	120		679		1332

Cases Pending - County Courts

<u>COUNTY</u>	<u>COURT</u>	<u>Criminal</u>	<u>Re-Docketed Criminal</u>	<u>Small Claims</u>	<u>Plenary Proceedings</u>	<u>Re-Docketed Civil</u>	<u>Non-Felony Traffic</u>	<u>Others</u>	<u>TOTAL</u>
FAYETTE	COUNTY	117		204		72	127		520
FLOYD	COUNTY	729		302	194		678		1903
FOUNTAIN	CIR CCF			42		18	55		115
FRANKLIN	CIR CCF			49			439		488
FULTON	COUNTY	95		121			128		344
GIBSON	COUNTY	19		105	16		141		281
GRANT	COUNTY	235	26	1323	157	1228	559	209	3737
GREENE	COUNTY	57		95	11	15	125		303
HAMILTON	COUNTY	530	5	1462	338	954	1777	38	5104
HANCOCK	COUNTY	559		622	59	336	2540		4116
HARRISON	COUNTY	441		261	33	27	480		1242
HENDRICKS	SUP II CCF	443	10	382	28	66	684		1613
HENRY	COUNTY	108	1	287	34	431	60		921
HOWARD	COUNTY	2199		2351	69	3470	677		8766
HUNTINGTON	COUNTY	66		215	8	90	113		492
JACKSON	COUNTY	323	4	98	36	130	634		1225
JASPER	COUNTY	590		161	22	479	2189	14	3455
JAY	COUNTY	114		63	13	34	73		297
JEFFERSON	COUNTY	181		140	36	10	54		421
JENNINGS	CIR CCF				195				195
JOHNSON	COUNTY	103		466		851	120		1540
KNOX	COUNTY	295		441	37	334	309		1416

Cases Pending - County Courts

<u>COUNTY</u>	<u>COURT</u>	<u>Criminal</u>	<u>Re-Docketed Criminal</u>	<u>Small Claims</u>	<u>Plenary Proceedings</u>	<u>Re-Docketed Civil</u>	<u>Non-Felony Traffic</u>	<u>Others</u>	<u>TOTAL</u>
PIKE	CIR CCF	66		128		30	65		289
PORTER	COUNTY 1	417		1181	112	346	3327		5383
PORTER	COUNTY 2	470		417	8	110	1655		2660
POSEY	COUNTY	191	8	91	12	21	244		567
PULASKI	COUNTY	92		59	8	45	136		340
PUTNAM	COUNTY	196	34	47	10	163	191		641
RANDOLPH	COUNTY	41	5	109	19	123	14		311
RIPLEY	CIR CCF			152		33			185
RUSH	COUNTY	152	5	242	111	268	563	17	1358
SCOTT	COUNTY	89		187	40	132	459		907
SHELBY	COUNTY	356	3	73	29	152	3		616
SPENCER	CIR CCF			136		24	546		706
ST. JOSEPH	SUP CCF	4546		8011		7391	2027		21975
STARKE	CIR CCF			210		114			324
STEUBEN	COUNTY	389	1	100	39	83	310		922
SULLIVAN	COUNTY	161	30	138	39	9	356	3	736
SWITZERLAND	COUNTY	139	5	117	25	76	35		397
TIPPECANOE	CO I-II	599		1610	259	977	1186		4631
TIPTON	CIR CCF			76		10	32		118
UNION	CIR CCF			34		11	571		616
VANDEBURGH***	SUP CCF	1926		2347		1596	7226	1556	14651
VERMILLION	CIR CCF			193		69	254		516

Cases Pending - County Courts

<u>COUNTY</u>	<u>COURT</u>	Criminal	Re-Docketed Criminal	Small Claims	Plenary Proceedings	Re-Docketed Civil	Non-Felony Traffic	Others	TOTAL
VIGO	COUNTY 4	27		429	156	1353			1965
VIGO	COUNTY 5	556		196	49	293	195	6	1295
WABASH	COUNTY	41		297	30	195	7		570
WARREN	CIR CCF	43	1	113		30	117		304
WARRICK*****	SUP CCF			515		318	1303		2136
WASHINGTON	CIR CCF			198		171			369
WAYNE	COUNTY	218		252	37	101	588		1196
WELLS	COUNTY	4		134	31	137			306
WHITE	COUNTY	49		289	13	25	161		537
WHITLEY	COUNTY	140	5	93	10	85			333

NOTE: The term "County Courts" includes the "County Court Function" of the Circuit and Superior Courts.

\* Dubois Superior County Court Function docket began operating on July 1, 1980.

\*\* Martin Circuit County Court Function docket began operating on July 1, 1980.

\*\*\* New Court - Created July 1, 1980.

\*\*\*\* Vanderburgh Superior County Court Function includes Small Claims and Misdemeanor Divisions.

\*\*\*\*\* In Warrick County, all non-felony traffic cases are filed in the Warrick Superior Court, Minor Offenses Docket, in accordance with I.C. 33-5-44.5-15. The Circuit Judge serves every other week on the Minor Offenses Docket of Superior Court by agreement of the Judges of both Courts, in accordance with I.C. 33-5-45.5-6(a).

Filings and Dispositions of Marion Municipal Courts

<u>COUNTY</u>	<u>COURT</u>	Criminal	Re-Docketed Criminal	Civil	Re-Docketed Civil	Non-Felony Traffic	TOTAL	Venued In	Criminal	Re-Docketed Criminal	Civil	Re-Docketed Civil	Non-Felony Traffic	TOTAL
MARION	MUNICIPAL VB					18193	18193						25947	25947
MARION	MUNICIPAL PJ	232				379	611		1630				1481	3111
MARION	MUNICIPAL 1			3030	2831		5861				3034	2711		5745
MARION	MUNICIPAL 2			3020	3119		6139				3231	1113		4344
MARION	MUNICIPAL 3	1353				40607	41960		842				28747	29589
MARION	MUNICIPAL 4	7403				686	8089		5075				1030	6105
MARION	MUNICIPAL 5	10333				1096	11429		7775				1354	9129
MARION	MUNICIPAL 6	2422				2494	4916		1722				8664	10386
MARION	MUNICIPAL 7			3039	2830		5869	21			2934	3113		6047
MARION	MUNICIPAL 8			3044	2285		5329				3000	1084		4084
MARION	MUNICIPAL 9	9380				1075	10455		6459				1276	7735
MARION	MUNICIPAL 10	7350				599	7949		5330				887	6217
MARION	MUNICIPAL 11	2155				8259	10414		1478				6450	7928
MARION	MUNICIPAL 12	1623	64	967	16		2672		1626	64	894	16		2605
MARION	MUNICIPAL 13	726				5580	6306		371				3761	4132
MARION	MUNICIPAL 14	3382				11986	15368		2450				8704	11154
MARION	MUNICIPAL 15	2109				54	2163		1391				117	1508
MARION	MUNICIPAL 17	1777				4	1781		1294				1	1295



**CONTINUED**

**2 OF 6**

Method of Case Disposition - Marion Municipal Courts

COUNTY	COURT	Jury Trial			Bench Trial				Non-Trial Dispositions							Total Cases Disposed	
		Criminal	Civil	Total	Criminal	Civil	Re-Docketed Civil	Non-Felony Traffic	Total	Settled	Guilty Plea	Dismissed	Default	Violations Bureau	Transferred		Venued Out
MARION	MUNICIPAL VB									18960	2		6985				25947
MARION	MUNICIPAL PJ				29		33	62	183	463	2403						3111
MARION	MUNICIPAL 1		12	12		73	14	87	203		1100	3485				858	5745
MARION	MUNICIPAL 2		4	6		275	1113	1388			909	1639				402	4344
MARION	MUNICIPAL 3				33		152	185		15510	13894						29589
MARION	MUNICIPAL 4	33		37	1365		89	1454		1486	3128						6105
MARION	MUNICIPAL 5	25		28	1824		141	1965		3209	3927						9129
MARION	MUNICIPAL 6	8		11	274		917	1191		5543	3641						10386
MARION	MUNICIPAL 7		9	12		132	3110	3242	66		945	1757				25	6047
MARION	MUNICIPAL 8		10	10		310	1084	1394	105		993	1531				51	4084
MARION	MUNICIPAL 9	7		9	1490		134	1624		1971	4131						7735
MARION	MUNICIPAL 10	5		5	1249		48	1297		1352	3563						6217
MARION	MUNICIPAL 11	3		7	69		33	102		4643	3176						7928
MARION	MUNICIPAL 12		1	1	283	303	14	650	54	691	1043	158				8	2605
MARION	MUNICIPAL 13			1	36		139	175		2780	1176						4132
MARION	MUNICIPAL 14	1		2	70		365	435		7486	3231						11154
MARION	MUNICIPAL 15	4			5		17	228		210	1065						1508
MARION	MUNICIPAL 17							147	50	1	1097						1295

Cas      Marion Municipal Courts  
October 31, 1986

<u>COUNTY</u>	<u>COURT</u>	<u>Criminal</u>	<u>Referred to Prosecution</u>	<u>CIVIL</u>	<u>Re-Docketed CIVIL</u>	<u>ADJUDICATED NON-YET ADJUDICATED</u>	<u>TOTAL</u>
MARION	MUNICIPAL PJ	31				1171	1171
MARION	MUNICIPAL VB					174	174
MARION	MUNICIPAL 1			947	2286		3233
MARION	MUNICIPAL 2			1212	559		1771
MARION	MUNICIPAL 3	11				1274	1285
MARION	MUNICIPAL 4	69				874	943
MARION	MUNICIPAL 5	61				1268	1329
MARION	MUNICIPAL 6	21				1460	1481
MARION	MUNICIPAL 7			1214	108		1322
MARION	MUNICIPAL 8			1113	572		1685
MARION	MUNICIPAL 9	7				887	894
MARION	MUNICIPAL 10	7				978	985
MARION	MUNICIPAL 11	1				4014	4015
MARION	MUNICIPAL 12			415			415
MARION	MUNICIPAL 13					3037	3037
MARION	MUNICIPAL 14	2				6663	6665
MARION	MUNICIPAL 15	1				82	83
MARION	MUNICIPAL 17					2	285

Filings and Dispositions of Marion County Small Claims Courts

<u>COUNTY</u>	<u>COURT</u>	Civil	Re-Docketed Civil	Surety of the Peace	TOTAL	Venued In	Civil	Re-Docketed Civil	Surety of the Peace	TOTAL
MARION	CENTER TOWNSHIP	4093	1189	1090	6372	29	4602	1189	1090	6881
MARION	DECATUR TOWNSHIP	5187	1520		6707	8	5016	1519		6535
MARION	LAWRENCE TOWNSHIP	3660	833		4493	31	3206	915		4121
MARION	PERRY TOWNSHIP	6049	1496	1277	8822	17	6358	1496	1277	9131
MARION	PIKE TOWNSHIP	12466	1137		13603		12584	963		13547
MARION	WARREN TOWNSHIP	8850	4008	30	12888	12	8060	4014	30	12104
MARION	WASHINGTON TOWNSHIP	4233	544		4777	5	3214	544		3758
MARION	WAYNE TOWNSHIP	3294	508	3	3805	40	3252	495	2	3749

Method of Case Dispositions of Marion County Small Claims Courts

<u>COUNTY</u>	<u>COURT</u>	Disposed by Bench Trial	Settled	Guilty Plea	Dismissed	Default	Venued Out	Transferred	Other	Total Cases Disposed
MARION	CENTER TOWNSHIP	2815	206	227	706	2770	20	137		6881
MARION	DECATUR TOWNSHIP	1272	587	1145	178	3278	46	29		6535
MARION	LAWRENCE TOWNSHIP	1930			440	1650	101			4121
MARION	PERRY TOWNSHIP	1067	52		1567	6235	143	67		9131
MARION	PIKE TOWNSHIP	2352			1720	9371		35	69	13547
MARION	WARREN TOWNSHIP	5379			1395	5105	225			12104
MARION	WASHINGTON TOWNSHIP	1089	36		855	1730	47		1	3758
MARION	WAYNE TOWNSHIP	551	1314		97	1189	102		496	3749

Cases Pending - Marion County Small Claims Courts  
As of December 31, 1980

<u>COUNTY</u>	<u>COURT</u>	<u>Civil</u>	<u>Re-Docketed Civil</u>	<u>Surety of the Peace</u>	<u>TOTAL</u>
MARION	CENTER TOWNSHIP	398			398
MARION	DECATUR TOWNSHIP	339	156		495
MARION	LAWRENCE TOWNSHIP	641			641
MARION	PERRY TOWNSHIP	432			432
MARION	PIKE TOWNSHIP	304	174		478
MARION	WARREN TOWNSHIP	1017	269		1286
MARION	WASHINGTON TOWNSHIP	1133			1133
MARION	WAYNE TOWNSHIP	227	31	1	259

Filings of City and Town Courts

<u>COUNTY</u>	<u>COURT</u>	Criminal	Re-Docketed Criminal	Non-Felony Traffic	Infractions	Local Ordinance Violations	Civil	Re-Docketed Civil	Others	TOTAL	Venued In
BLACKFORD	HARTFORD CITY	91	7	343		4			6	451	1
BLACKFORD	MONTPELIER CITY	58		870	1	14				943	1
BOONE	LEBANON CITY	165		632		2			2	801	
BOONE	THORNTOWN TOWN	97		2052						2149	
BOONE	WHITESTOWN TOWN		Not Reporting								
BOONE	ZIONSVILLE TOWN	124		341		78				543	
CARROLL	DELPHI CITY			249	101					350	
CLARK	CHARLESTOWN CITY		Not Reporting								
CLARK	CLARKSVILLE TOWN	808		559		22				1389	
CLARK	JEFFERSONVILLE CITY	861	5	944						1810	
CLINTON	FRANKFORT CITY	118		82		71				271	
DEARBORN	AURORA CITY	509		2972	64	2				3547	
DEARBORN	LAWRENCEBURG CITY	445	1	1304	598	1			72	2421	
DEKALB	BUTLER CITY			172		3				175	
DELAWARE	ALBANY TOWN		Recessed/April								
DELAWARE	YORKTOWN TOWN				4020					4020	
ELKHART	ELKHART CITY	1970		6031		183	316		35	8535	
ELKHART	GOSHEN CITY	649		4349		8				5006	
ELKHART	NAPPANEE CITY*										
FOUNTAIN	ATTICA CITY	510		2348		12				2870	
GRANT	GAS CITY	271		1008	1	6			6	1292	
GRANT	MARION CITY	1023		1474	42	63				2602	

Filings of City and Town Courts

<u>COUNTY</u>	<u>COURT</u>	Criminal	Re-Docketed Criminal	Non-Felony Traffic	Infractions	Local Ordinance Violations	Civil	Re-Docketed Civil	Others	TOTAL	Venued In
HAMILTON	CARMEL CITY	102	1	819	39	753				1714	
HAMILTON	NOBLESVILLE CITY	210		1289	35	679			2	2215	
HENRY	KNIGHTSTOWN TOWN	450		5091						5541	
HOWARD	RUSSIAVILLE TOWN			27		2				29	
JASPER	DEMOTTE TOWN	60		339	2					401	3
JASPER	WHEATFIELD TOWN	13		66						79	
JAY	DUNKIRK CITY**					180				180	
JAY	PORTLAND CITY	62		1359		98				1519	
JENNINGS	NORTH VERNON CITY	413		826		6			14	1259	
JOHNSON	FRANKLIN CITY	593	5	3703						4301	
JOHNSON	GREENWOOD CITY	179		1435		15			1	1630	
KNOX	BICKNELL CITY	106		294	2					402	
LAKE	CROWN POINT CITY	117		652		936	40			1745	
LAKE	EAST CHICAGO CITY	2078	6	2831	247	694	5215			11071	
LAKE	GARY CITY	2074		15442		1274	5284			24074	
LAKE	HAMMOND CITY		Not Reporting								
LAKE	HOBART CITY	526		1959		2				2487	
LAKE	LAKE STATION CITY			916	365	36				1317	
LAKE	WHITING CITY	310		249		32				591	4
MADISON	ALEXANDRIA CITY	262		346						608	
MADISON	ANDERSON CITY	4981	41	4157		187				9366	
MADISON	CHESTERFIELD TOWN	167		1071	712	14			13	1977	



Filings of City and Town Courts

COUNTY	COURT	Criminal	Re-Docketed Civil	Non-Felony Traffic	Infractions	Local Ordinance Violations	Civil	Re-Docketed Civil	Others	TOTAL	Venued In
MADISON	EDGEWOOD TOWN	586		1661	538	2				2787	
MARSHALL	ARGOS TOWN	12		1145						1157	1
MARSHALL	PLYMOUTH CITY	55		536	4	5				600	
MARTIN	LOGOOTEETEE CITY	367	14	126	25	8				540	25
MIAMI	BUNKER HILL TOWN			761		42				803	
MIAMI	PERU CITY	135		406						541	1
MORGAN	MARTINSVILLE CITY	326		1098						1424	
MORGAN	MOORESVILLE TOWN			3059	128	43			131	3361	
NOBLE	AVILLA TOWN	37		673	18					728	
NOBLE	CROMWELL TOWN	6		29	614	2				651	
PERRY	CANNELTON CITY		Not Reporting								
PERRY	TELL CITY-CITY	249		1149	231	9		5	15	1658	
PIKE	PETERSBURG CITY	162	35	1242					13	1452	
PORTER	CHESTERTON TOWN	144	1	931		123				1199	
RANDOLPH	UNION CITY	110		158	2	12			3	285	
RANDOLPH	WINCHESTER CITY	283		1517	85	63				1948	
RIPLEY	BATESVILLE CITY	83		1517	33	6				1639	
RIPLEY	VERSAILLES TOWN	223		1953						2176	
SPENCER	ROCKPORT CITY*			229			39			268	
STARKE	KNOX CITY		Not Reporting								
STEBEN	FREMONT TOWN	178		2336	302	1				2817	
TIPPECANOE	WEST LAFAYETTE			648		207				855	

Filings of City and Town Courts

<u>COUNTY</u>	<u>COURT</u>	Criminal	Re-Docketed Criminal	Non-Felony Traffic	Infractions	Local Ordinance Violations	Civil	Re-Docketed Civil	Others	TOTAL	Venued In
TIPTON	SHARPSVILLE TOWN	27		681		1				709	248
TIPTON	TIPTON CITY	245	1	874		11				1131	
VERMILLION	CLINTON CITY	163		2970						3133	
VIGO	TERRE HAUTE CITY**	2476	32	6872		98			20	9498	1
WABASH	N. MANCHESTER TOWN	18		151		9				178	
WABASH	WABASH CITY	473	37	1856			978	470	4	3818	
WASHINGTON	SALEM CITY	386		844	1					1231	
WELLS	BLUFFTON CITY	280		976		14				1270	
WHITE	MONON TOWN*			53		2			1	56	
WHITLEY	COLUMBIA CITY	330		161	1671	104			9	2275	

\* Fourth Quarter Figures Estimated

\*\* First and Second Quarter Figures Estimated

Dispositions of City and Town Courts

<u>COUNTY</u>	<u>COURT</u>	Criminal	Re-Docketed Criminal	Non-Felony Traffic	Infractions	Local Ordinance Violations	Civil	Re-Docketed Civil	Others	TOTAL
BLACKFORD	HARTFORD CITY	70	7	342		5			6	430
BLACKFORD	MONTPELIER CITY	57		876	1	14				948
BOONE	LEBANON CITY	161		562		2			2	727
BOONE	THORNTOWN TOWN	72		1922						1994
BOONE	WHITESTOWN TOWN									
BOONE	ZIONSVILLE TOWN	118		333		78				529
CARROLL	DELPHI CITY			320	147					467
CLARK	CHARLESTOWN CITY									
CLARK	CLARKSVILLE TOWN	765		490		18				1273
CLARK	JEFFERSONVILLE CITY	781	5	897						1683
CLINTON	FRANKFORT CITY	110		96		48				254
DEARBORN	AURORA CITY	364		2941	45	2				3352
DEARBORN	LAWRENCEBURG CITY	420	1	1331	595	1	2		65	2415
DEKALB	BUTLER CITY			167		3				170
DELAWARE	ALBANY TOWN									
DELAWARE	YORKTOWN TOWN				3238					3238
ELKHART	ELKHART CITY	1744		5992		107	97		35	7975
ELKHART	GOSHEN CITY	608		4278		85				4971
ELKHART	NAPPANEE CITY*	27		260						287
FOUNTAIN	ATTICA CITY	479		2193		29				2701
GRANT	GAS CITY	256		973	1	6			6	1242
GRANT	MARION CITY	956		1255	33	36				2280

Dispositions of City and Town Courts

<u>COUNTY</u>	<u>COURT</u>	Criminal	Re-Docketed Criminal	Non-Felony Traffic	Infractions	Local Ordinance Violations	Civil	Re-Docketed Civil	Others	TOTAL
HAMILTON	CARMEL CITY	90		773	37	721				1621
HAMILTON	NOBLESVILLE CITY	192		1232	38	438			2	1902
HENRY	KNIGHTSTOWN TOWN	449		5305						5754
HOWARD	RUSSIAVILLE TOWN			27		2				29
JASPER	DEMOTTE TOWN	64		332	2					398
JASPER	WHEATFIELD TOWN	19		75						94
JAY	DUNKIRK CITY**					144				144
JAY	PORTLAND CITY	67		1317		89				1473
JENNINGS	NORTH VERNON CITY	413		826		6			14	1259
JOHNSON	FRANKLIN CITY	547		3689						4236
JOHNSON	GREENWOOD CITY	225		1396		11			1	1633
KNOX	BICKNELL CITY	105		285	2					392
LAKE	CROWN POINT CITY	124		620		862	27			1633
LAKE	EAST CHICAGO CITY	1142	6	2142	247	354	4199			8090
LAKE	GARY CITY	706		16093		959	6281			24039
LAKE	HAMMOND CITY									
LAKE	HOBART CITY	505		1526		6				2037
LAKE	LAKE STATION CITY			917	290	30				1237
LAKE	WHITING CITY	308		260		31				599
MADISON	ALEXANDRIA CITY	272		426		3				701
MADISON	ANDERSON CITY	4293	40	3394		135				7862
MADISON	CHESTERFIELD TOWN	126		1069	515	14			10	1734

Dispositions of City and Town Courts

<u>COUNTY</u>	<u>COURT</u>	<u>Criminal</u>	<u>Re-Docketed Criminal</u>	<u>Non-Felony Traffic</u>	<u>Infractions</u>	<u>Local Ordinance Violations</u>	<u>Civil</u>	<u>Re-Docketed Civil</u>	<u>Others</u>	<u>TOTAL</u>
MADISON	EDGEWOOD TOWN	419		1524	451	1				2395
MARSHALL	ARGOS TOWN	16		2236						2252
MARSHALL	PLYMOUTH CITY	53		534	4	5				596
MARTIN	LOOGOOTE CITY	337	14	126	25	8				510
MIAMI	BUNKER HILL TOWN			733		35				768
MIAMI	PERU CITY	126		398						524
MORGAN	MARTINSVILLE CITY	305		1084						1389
MORGAN	MOORESVILLE TOWN			2906	135	42			130	3213
NOBLE	AVILLA TOWN	37		655	19					711
NOBLE	CROMWELL TOWN	6		63	778	3				850
PERRY	CANNELTON CITY									
PERRY	TELL CITY-CITY	246		1017	225	8		5	15	1516
PIKE	PETERSBURG CITY	136	35	1193					11	1375
PORTER	CHESTERTON TOWN	156	1	970		118				1245
RANDOLPH	UNION CITY	77		154	1	11			3	246
RANDOLPH	WINCHESTER CITY	200		1520	81	60				1851
RIPLEY	BATESVILLE CITY	85		1586	36	6				1713
RIPLEY	VERSAILLES TOWN	266		1930						2196
SPENCER	ROCKPORT CITY*			346			39			385
STARKE	KNOX CITY									
STEBEN	FREMONT TOWN	122		2316	277	1				2716
TIPPECANOE	WEST LAFAYETTE			634		155				789

Dispositions of City and Town Courts

<u>COUNTY</u>	<u>COURT</u>	Criminal	Re-Docketed Criminal	Non-Felony Traffic	Infractions	Local Ordinance Violations	Civil	Re-Docketed Civil	Others	TOTAL
TIPTON	SHARPSVILLE TOWN	15		643		1				659
TIPTON	TIPTON CITY	162	1	882		11				1056
VERMILLION	CLINTON CITY	125		2922						3047
VIGO	TERRE HAUTE CITY*	2464	28	6585		36			15	9128
WABASH	N. MANCHESTER TOWN	20		162		12				194
WABASH	WABASH CITY	472	35	1896			1240	297	5	3945
WASHINGTON	SALEM CITY	299		675	1					975
WELLS	BLUFFTON CITY	309		983		14				1306
WHITE	MONON TOWN**			53		2			1	56
WHITLEY	COLUMBIA CITY	170		92	1363	86			9	1720

\* Fourth Quarter Figures Estimated

\*\* First and Second Quarter Figures Estimated

Method of Case Dispositions of City and Town Courts

<u>COUNTY</u>	<u>COURT</u>	Jury Trial	Bench Trial	Settled	Guilty Plea	Dismissed	Default	Violations Bureau	Venued Out	FTA or BMV	Transferred Out	Other	Total Cases Disposed
BLACKFORD	HARTFORD CITY		17		341	33			5	30	2	2	430
BLACKFORD	MONTPELIER CITY		32		855	29			1	31			948
BOONE	LEBANON CITY	4	10		590	114				4	1	4	727
BOONE	THORNTOWN TOWN		8		1747	40			8	191			1994
BOONE	WHITESTOWN TOWN												
BOONE	ZIONSVILLE TOWN		46		341	88			20	34			529
CARROLL	DELPHI CITY		43		386	14				13	11		467
CLARK	CHARLESTOWN CITY												
CLARK	CLARKSVILLE TOWN		9		1087	97				40		40	1273
CLARK	JEFFERSONVILLE CITY		28		900	310		410		29	1	5	1683
CLINTON	FRANKFORT CITY		21		172	37	12	3		4	2	3	254
DEARBORN	AURORA CITY				3158	24				157	3	10	3352
DEARBORN	LAWRENCEBURG CITY		105	60	1887	61			2	249		51	2415
DEKALB	BUTLER CITY		5		153	5				6	1		170
DELAWARE	ALBANY TOWN												
DELAWARE	YORKTOWN TOWN				2456	30			51	626		75	3238
ELKHART	ELKHART CITY		31	23	5410	1815			7	617	1	71	7975
ELKHART	GOSHEN CITY	3	358		2006	265		2167	2	169	1		4971
ELKHART	NAPPANEE CITY*				287								287
FOUNTAIN	ATTICA CITY	4	141	98	1189	70		1115		79		5	2701
GRANT	GAS CITY		204		539	39		441		19			1242
GRANT	MARION CITY		263	1	1861	121					14	20	2280

Method of Case Dispositions of City and Town Courts

<u>COUNTY</u>	<u>COURT</u>	Jury Trial	Bench Trial	Settled	Guilty Plea	Dismissed	Default	Violations Bureau	Venued Out	FTA or BMV	Transferred Out	Other	Total Cases Disposed
HAMILTON	CARMEL CITY		81		1461	79							1621
HAMILTON	NOBLESVILLE CITY		89		1560	191				58	1	3	1902
HENRY	KNIGHTSTOWN TOWN		161		4732	264				597			5754
HOWARD	RUSSELLVILLE TOWN		8		19			2					29
JASPER	DEMOTTE TOWN		11		346	25					16		398
JASPER	WHEATFIELD TOWN		14	2	73	2			1	1	1		94
JAY	DUNKIRK CITY**		32		76	16				20			144
JAY	PORTLAND CITY		65		267	60		1001		78	2		1473
JENNINGS	NORTH VERNON CITY		5	982	243					8	21		1259
JOHNSON	FRANKLIN CITY		93		3451	162				105	425		4236
JOHNSON	GREENWOOD CITY		107		1014	104		62		34	92	220	1633
KNOX	BICKNELL CITY				298	6				6	82		392
LAKE	CROWN POINT CITY		177		641	157		626		29	3		1633
LAKE	EAST CHICAGO CITY	1	770	142	923	2128	2433	1611		79		3	8090
LAKE	GARY CITY	3	2121	3341	2222	1486	2714	12152					24039
LAKE	HAMMOND CITY												
LAKE	HOBART CITY	1	1628			398				9		1	2037
LAKE	LAKE STATION CITY		256		865	116							1237
LAKE	WHITING CITY		391		32	5		111	21	14	4	21	599
MADISON	ALEXANDRIA CITY		26		506	126			5	32		6	701
MADISON	ANDERSON CITY		4996		2182	418				255	11		7862
MADISON	CHESTERFIELD TOWN		338	3	1227	112				30	1	23	1734



Method of Case Dispositions of City and Town Courts

<u>COUNTY</u>	<u>COURT</u>	Jury Trial	Bench Trial	Settled	Guilty Plea	Dismissed	Default	Violations Bureau	Venued Out	FTA or BMV	Transferred Out	Other	Total Cases Disposed
MADISON	EDGEWOOD TOWN		138		1926	112							
MARSHALL	ARGOS TOWN		28		2004	25				137	5	77	2395
MARSHALL	PLYMOUTH CITY		50		261	21				192	3		2252
MARTIN	LOGOOTEETEE CITY		255		150	37		211	3	50			596
MIAMI	BUNKER HILL TOWN		2		707	33			49		19		510
MIAMI	PERU CITY			2	501	4			1	25			768
MORGAN	MARTINSVILLE CITY		66		1107	119				3	14		524
MORGAN	MOORESVILLE TOWN		235		2631	66			16	70	11		1389
NOBLE	AVILLA TOWN		41		635					233	48		3213
NOBLE	CROMWELL TOWN		3		691				12	23			711
PERRY	CANNELTON CITY								3	146	7		850
PERRY	TELL CITY-CITY		1		1018	88							
PIKE	PETERSBURG CITY		13		1264	48		1		59	348	1	1516
PORTER	CHESTERTON TOWN		42	4	798	101	14	184	22	1	27		1375
RANDOLPH	UNION CITY		6	2	218	17				41	23	38	1245
RANDOLPH	WINCHESTER CITY		30		1585	122					3		246
RIPLEY	BATESVILLE CITY		66		298	32		20		104			1851
RIPLEY	VERSAILLES TOWN		34		1973	47		1083		234			1713
SPENCER	ROCKPORT CITY*		61	69	223	24	4			141		1	2196
STARKE	KNOX CITY										4		385
STEUBEN	FREMONT TOWN		49		2278	71							
TIPPECANOE	WEST LAFAYETTE		49		469	10		247		318			2716
										3	11		789

Method of Case Dispositions of City and Town Courts

<u>COUNTY</u>	<u>COURT</u>	Jury Trial	Bench Trial	Settled	Guilty Plea	Dismissed	Default	Violations Bureau	Venued Out	FTA or BMV	Transferred Out	Other	Total Cases Disposed
TIPTON	SHARPSVILLE TOWN		5		608	16							
TIPTON	TIPTON CITY		2	2	926	76		10	1	17		2	659
VERMILLION	CLINTON CITY		84		2662	35		33		10		1	1056
VIGO	TERRE HAUTE CITY**		1494		2215	670				266			3047
WABASH	N. MANCHESTER TOWN		7		168	13		3668		969	112		9128
WABASH	WABASH CITY		95	615	2153	244	805			1	5		194
WASHINGTON	SALEM CITY				775	138				33			3945
WELLS	BLUFFTON CITY		136		1128	37			2	55	5		975
WHITE	MONON TOWN*				56					5			1306
WHITLEY	COLUMBIA CITY		16		1577	78							56
										18	17	14	1720

\* Fourth Quarter Figures Estimated

\*\* First and Second Quarter Figures Estimated

Cases Pending - City and Town Courts

<u>COUNTY</u>	<u>COURT</u>	Criminal	Re-Docketed Criminal	Non-Felony Traffic	Infractions	Local Ordinance Violations	Civil	Re-Docketed Civil	Others	TOTAL as of December 31, 1980
BLACKFORD	HARTFORD CITY	41		96						137
BLACKFORD	MONTPELIER CITY	5		54						59
BOONE	LEBANON CITY	4		70						74
BOONE	THORNTOWN TOWN	25		365						390
BOONE	WHITESTOWN TOWN									
BOONE	ZIONSVILLE TOWN	6		8						14
CARROLL	DELPHI CITY			4	20					24
CLARK	CHARLESTOWN CITY									
CLARK	CLARKSVILLE TOWN	162		84		7				253
CLARK	JEFFERSONVILLE CITY	298		108						406
CLINTON	FRANKFORT CITY	77		19		40				136
DEARBORN	AURORA CITY	155		188	20					363
DEARBORN	LAWRENCEBURG CITY	37		12	4				7	60
DEKALB	BUTLER CITY			6						6
DELAWARE	ALBANY TOWN									
DELAWARE	YORKTOWN TOWN				782					782
ELKHART	ELKHART CITY	934		703		85	784			2506
ELKHART	GOSHEN CITY	267		633		3				903
ELKHART	NAPPANEE CITY*									
FOUNTAIN	ATTICA CITY	58		378		3				439
GRANT	GAS CITY	14		44					1	59
GRANT	MARION CITY	258		306	13	30				607

Cases Pending - City and Town Courts

<u>COUNTY</u>	<u>COURT</u>	<u>Criminal</u>	<u>Re-Docketed Criminal</u>	<u>Non-Felony Traffic</u>	<u>Infractions</u>	<u>Local Ordinance Violations</u>	<u>Civil</u>	<u>Re-Docketed Civil</u>	<u>Others</u>	<u>Total as of December 31, 1980</u>
HAMILTON	CARMEL CITY	28	1	112	2	42				185
HAMILTON	NOBLESVILLE CITY	41	1	172		276				490
HENRY	KNIGHTSTOWN TOWN	34		29						63
HOWARD	RUSSELLVILLE TOWN									
JASPER	DEMOTTE TOWN	16		53						69
JASPER	WHEATFIELD TOWN			2						2
JAY	DUNKIRK CITY**					10				10
JAY	PORTLAND CITY	9		120		9				138
JENNINGS	NORTH VERNON CITY									
JOHNSON	FRANKLIN CITY	299	5	1059						1363
JOHNSON	GREENWOOD CITY	23		173		4				200
KNOX	BICKNELL CITY	4		12						16
LAKE	CROWN POINT CITY	50		163		118	29			360
LAKE	EAST CHICAGO CITY	1516		884		533	1216			4149
LAKE	GARY CITY	1601		405		336	84			2426
LAKE	HAMMOND CITY									
LAKE	HOBART CITY	271		647						918
LAKE	LAKE STATION CITY			148	101	8				257
LAKE	WHITING CITY	39		19						58
MADISON	ALEXANDRIA CITY	8		138						146
MADISON	ANDERSON CITY	1188	4	1013		58				2263
MADISON	CHESTERFIELD TOWN	41		174	25				3	243

Cases Pending - City and Town Courts

<u>COUNTY</u>	<u>COURT</u>	<u>Criminal</u>	<u>Re-Docketed Criminal</u>	<u>Non-Felony Traffic</u>	<u>Infractions</u>	<u>Local Ordinance Violations</u>	<u>Civil</u>	<u>Re-Docketed Civil</u>	<u>Others</u>	<u>Total as of December 31, 1980</u>
MADISON	EDGEWOOD TOWN	194		170	90	1				455
MARSHALL	ARGOS TOWN	2		220						222
MARSHALL	PLYMOUTH CITY	2		2						4
MARTIN	LOGOOTEETOWN	80								80
MIAMI	BUNKER HILL TOWN			66		7				73
MIAMI	PERU CITY	9		11						20
MORGAN	MARTINSVILLE CITY	68		79						147
MORGAN	MOORESVILLE TOWN			335	5	7			8	355
NOBLE	AVILLA TOWN	2		49						51
NOBLE	CROMWELL TOWN	1			10					11
PERRY	CANNELTON CITY									
PERRY	TELL CITY-CITY	3		139	6	1				149
PIKE	PETERSBURG CITY	45		150					2	197
PORTER	CHESTERTON TOWN	16		52		5				73
RANDOLPH	UNION CITY	35		15	1	1				52
RANDOLPH	WINCHESTER CITY	157		156	4	8				325
RIPLEY	BATESVILLE CITY	6		18						24
RIPLEY	VERSAILLES TOWN	26		98						124
SPENCER	ROCKPORT CITY*									
STARKE	KNOX CITY									
STEBEN	FREMONT TOWN	75		362	51					488
TIPPECANOE	WEST LAFAYETTE ..			73		149				222

Cases Pending - City and Town Courts

<u>COUNTY</u>	<u>COURT</u>	Criminal	Re-Docketed Criminal	Non-Felony Traffic	Infractions	Local Ordinance Violations	Civil	Re-Docketed Civil	Others	Total as of December 31, 1980
TIPTON	SHARPSVILLE TOWN	13		79						92
TIPTON	TIPTON CITY	184	6	109		1				300
VERMILLION	CLINTON CITY	63		141						204
VIGO	TERRE HAUTE CITY**	492	4	522		62			7	1087
WABASH	N. MANCHESTER TOWN	13	3	12						28
WABASH	WABASH CITY	159	2	50						1128
WASHINGTON	SALEM CITY	92		189			719	198		281
WELLS	BLUFFTON CITY	28		48		2				78
WHITE	MONON TOWN*									
WHITLEY	COLUMBIA CITY	227		128	402	18				775

\* Fourth Quarter Figures Estimated

\*\* First and Second Quarter Figures Estimated

CASELOAD OF INDIANA'S SUPREME COURT AND COURT OF APPEALS

In order to present a more complete composite of the workload of the entire Indiana judicial system, the 1980 caseload reports of the Indiana Court of Appeals and the Supreme Court are included herein. The reports were prepared by the Courts' respective administrators.

SUPREME COURT OF INDIANA

PROGRESS REPORT

Cases Disposed of by each Justice  
From January 1, 1980  
Thru December 31, 1980

	*Total Cases Dist.	Total Cases Disposed	Opin. Direct Appeal	Opin. Orig. Action	Opin. Pet. Trans. (CIVIL)	Opin. Pet. Trans. (CRIM)	Pet. Trans. (Criminal) DENIED, W/O Opinion	Opin. Disc. Cases	Total Maj. Opin.	Cor.- curr. Opin.	Dis- sent. Opin.
GIVAN, C. J.**	61	48	24	6	4	2	12	0	36	0	3
HUNTER, J.	79	86	58	3	3	1	21	0	65	2	3
DeBRULER, J.	77	66	39	3	5	0	19	0	47	2	7
PRENTICE, J.	77	70	50	1	1	3	15	0	55	0	4
PIVARNIK, J.	78	90	55	3	8	1	23	0	67	2	5
TOTALS	372	360	226	16	21	7	90	0	270	6	22

\*Includes both direct appeals as well as cases in which a Petition to Transfer has been filed in a Criminal case and an Opinion has previously been issued by the Courts of Appeal; does not include cases in which a Petition to Transfer has been filed in Civil cases which are handled by the Supreme Court Administrator.

Also, this column indicates only the cases as initially distributed; it does not include those instances in which transfers of cases occur between Justices, where the Justice to whom the case was initially distributed cannot obtain a majority in support of his original draft of opinion, nor where cases are redistributed to equalize the caseload between Justices.

\*\* Pursuant to Internal Rules of Court, in the distribution of Direct Appeals, the Chief Justice is skipped every 3rd Round in such distribution.



PENDING CASES AS OF DECEMBER 31, 1980  
(including Criminal Transfer Cases)

GIVAN, C. J. . . . .	27
HUNTER, J. . . . .	19
DeBRULER, J. . . . .	46
PRENTICE, J. . . . .	28
PIVARNIK, J. . . . .	9
<hr/>	
TOTAL Pending Cases as of December 31, 1980 . . . . .	129

COURT ACTION ON PETITIONS TO TRANSFER IN CIVIL CASES  
From January 1, 1980 thru December 31, 1980

Total number of Petitions DENIED . . . . .	195
Total number of Petitions ASSIGNED for Opinions . . . . .	23
Total number of Petitions DISMISSED . . . . .	5
Total number of Petitions to Transfer (CIVIL) Completed . . . . .	223

\* \* \* \* \*

From January 1, 1980 thru December 31, 1980

Petitions for Extension of Time PROCESSED . . . . . 502

COURT ACTION TAKEN ON  
PETITIONS SEEKING WRITS OF MANDATE AND/OR PROHIBITION

(From January 1, 1980 thru December 31, 1980)


Petitions for WRITS SUBMITTED . . . . .	66
Petitions for WRITS DENIED . . . . .	42
Petitions for WRITS GRANTED . . . . .	17
Petitions for WRITS DISMISSED . . . . .	7
TOTAL	66

Petitions for WRITS OF MANDATE - ASSIGNED for OPINIONS . . . . 11

A tremendous amount of time is consumed in the determination of the appointment of Special Judges and preparation of the Orders. In this period there were 766 such appointments by the Supreme Court.

In addition, all Hearing Officers in Disciplinary matters are appointed by the Court, the number of such appointments being 46 in the period of January 1st to and including December 31, 1980.

Total Report as of  
December 31, 1980



COURT OF APPEALS OF INDIANA

PROGRESS REPORT

JANUARY 1, 1980 to DECEMBER 31, 1980




Prepared by:

JOSEPH W. QUEST  
ADMINISTRATOR


PROGRESS REPORT

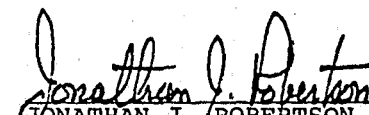
Pursuant to Rule 4 of the Court of Appeals of Indiana, I, Joseph W. Quest, the Administrator for said Court, am herewith submitting a report pertaining to the progress of the work of said Court for the period from January 1, 1980 through December 31, 1980.


Respectfully submitted,

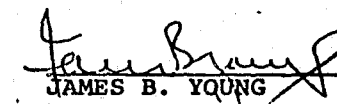
  
Joseph W. Quest  
Administrator

APPROVED:

  
PAUL H. BUCHANAN, JR.  
CHIEF JUDGE and  
PRESIDING JUDGE  
SECOND DISTRICT

  
JONATHAN J. ROBERTSON  
PRESIDING JUDGE  
FIRST DISTRICT

  
WILLIAM I. GARRARD  
PRESIDING JUDGE  
THIRD DISTRICT

  
JAMES B. YOUNG  
PRESIDING JUDGE  
FOURTH DISTRICT

1 9 8 0

JANUARY 1 thru DECEMBER 31

	JAN. thru <u>JUNE</u>	JULY thru <u>DEC.</u>	
<b>FULLY BRIEFED CASES</b>			
PENDING ON THE COURT 1-1-80	600		
CIVIL CASES DISTRIBUTED .....	242	236	
EXPEDITED CASES DISTRIBUTED .....	14	34	
CRIMINAL CASES DISTRIBUTED .....	<u>203</u>	<u>208</u>	
TOTALS .....	1059	478	<u>1537</u>
CASES HANDED DOWN BY OPINION .....	535	602	
CASES DISPOSED OF BY ORDER .....	<u>10</u>	<u>19</u>	
TOTALS .....	545	621	<u>1166</u>
FULLY BRIEFED CASES PENDING ON THE COURT AS OF 12-31-81 .....			371
<b>OPINIONS</b>			
MAJORITY .....	535	602	
OTHERS .....	<u>84</u>	<u>65</u>	
TOTAL OPINIONS HANDED DOWN .....	619	667	<u>1286</u>
MOTIONS, PETITIONS FOR TIME AND MISCELLANEOUS ORDERS HANDED DOWN .....	1674	1844	<u>3518</u>
<b>AVERAGE AGE OF PENDING CASES</b>			
1-1-80.....			10.1 MONTHS
12-31-80 .....			5.6 MONTHS

SUMMARY OF CASES PENDING IN EACH OFFICE

FIRST DISTRICT

ROBERTSON, P. J.

Cases pending as of 1-1-80.....	12	
Cases distributed 1-1-80 thru 12-31-80....	128	
Cases transferred in from another office..	8	
TOTAL ACCESSIONS .....		136
Cases disposed of by Majority Opinion ....	120	
Cases disposed of by Order .....	0	
Cases transferred to another office .....	7	
TOTAL DISPOSITIONS .....		127
NET CHANGE .....		+9
CASES PENDING AS OF 12-31-80 .....		21
<b>AGE OF CASES PENDING:</b>		
21 are less than 3 months		
<b>OPINIONS</b>		
January thru December 1980		
MAJORITY OPINIONS WRITTEN .....	120	
OPINIONS ON REHEARING WRITTEN .....	2	
OTHER OPINIONS WRITTEN .....	2	
TOTAL OPINIONS WRITTEN .....		124

FIRST DISTRICT

RATLIFF, J.

Cases pending as of 1-1-80 ..... 0  
Cases distributed 1-1-80 thru 12-31-80.... 124  
Cases transferred in from another office.. 23

TOTAL ACCESSIONS ..... 147

Cases disposed of by Majority Opinion .... 102  
Cases disposed of by Order ..... 6  
Cases transferred to another office ..... 6

TOTAL DISPOSITIONS ..... 114

NET CHANGE ..... +33

CASES PENDING  
AS OF 12-31-80 ..... 33

AGE OF CASES PENDING:

32 are less than 3 months  
1 is over 12 months

OPINIONS

January thru December 1980

MAJORITY OPINIONS WRITTEN ..... 102  
OPINIONS ON REHEARING WRITTEN ..... 3  
CONCURRING OPINIONS WRITTEN ..... 4  
DISSENTING OPINIONS WRITTEN ..... 2  
OTHER OPINIONS WRITTEN ..... 3

TOTAL OPINIONS WRITTEN..... 114

FIRST DISTRICT

LOWDERMILK, J.

Cases pending as of 1-1-80 ..... 7

TOTAL ACCESSIONS..... 0

Cases transferred to another office ..... 7

TOTAL DISPOSITIONS ..... 7

NET CHANGE ..... -7

CASES PENDING  
AS OF 12-31-81 ..... 0

FIRST DISTRICT

NEAL, J.

Cases pending as of 1-1-80 ..... 13  
Cases distributed 1-1-80 thru 12-31-80.... 123  
Cases transferred in from another office.. 11

TOTAL ACCESSIONS ..... 134

Cases disposed of by Majority Opinion.... 104  
Cases disposed of by Order ..... 2  
Cases transferred to another office ..... 6

TOTAL DISPOSITIONS ..... 112

NET CHANGE ..... +22

CASES PENDING  
AS OF 12-31-80 ..... 35

AGE OF CASES PENDING:

29 are less than 3 months  
3 are between 3 and 6 months  
2 are between 6 and 9 months  
1 is between 9 and 12 months

OPINIONS

January thru December 1980

MAJORITY OPINIONS WRITTEN ..... 104  
OPINIONS ON REHEARING WRITTEN ..... 1  
OTHER OPINIONS WRITTEN ..... 1

TOTAL OPINIONS WRITTEN..... 106

SECOND DISTRICT

BUCHANAN, C. J.

Cases pending as of 1-1-80 ..... 68  
Cases distributed 1-1-80 thru 12-31-80.... 41  
Cases transferred in from another office.. 10

TOTAL ACCESSIONS ..... 51

Cases disposed of by Majority Opinion .... 95  
Cases disposed of by Order ..... 1  
Cases transferred to another office ..... 3

TOTAL DISPOSITIONS ..... 99

NET CHANGE ..... -48

CASES PENDING  
AS OF 12-31-80 ..... 20

AGE OF CASES PENDING:

6 are less than 3 months  
4 are between 6 and 9 months  
5 are between 9 and 12 months  
5 are over 12 months

OPINIONS

January thru December 1980

MAJORITY OPINIONS WRITTEN ..... 95  
OPINIONS ON REHEARING WRITTEN ..... 8  
CONCURRING OPINIONS WRITTEN ..... 1  
DISSENTING OPINIONS WRITTEN ..... 8

TOTAL OPINIONS WRITTEN..... 112

SECOND DISTRICT

SHIELDS, J.

Cases pending as of 1-1-80 .....	65
Cases distributed 1-1-80 thru 12-31-80.....	39
Cases transferred in from another office...	9
TOTAL ACCESSIONS .....	48
Cases disposed of by Majority Opinion .....	84
Cases disposed of by Order .....	3
Cases transferred to another office .....	9
TOTAL DISPOSITIONS .....	96
NET CHANGE .....	-48
CASES PENDING	
AS OF 12-31-80 .....	17

AGE OF CASES PENDING:

8 are less than 3 months  
 2 are between 6 and 9 months  
 2 are between 9 and 12 months  
 5 are over 12 months

OPINIONS

January thru December 1980

MAJORITY OPINIONS WRITTEN.....	84
DISSENTING OPINIONS WRITTEN .....	3
CONCURRING OPINIONS WRITTEN .....	2
OPINIONS ON REHEARING WRITTEN .....	6
OTHER OPINIONS WRITTEN .....	2
TOTAL OPINIONS WRITTEN .....	97

SECOND DISTRICT

SULLIVAN, J.

Cases pending as of 1-1-80 .....	115
Cases distributed 1-1-80 thru 12-31-80....	39
Cases transferred in from another office..	1
TOTAL ACCESSIONS.....	40
Cases disposed of by Majority Opinion.....	72
Cases disposed of by Order .....	6
Cases transferred to another office .....	23
TOTAL DISPOSITIONS .....	101
NET CHANGE .....	-61
CASES PENDING	
AS OF 12-31-80 .....	54

AGE OF CASES PENDING:

8 are less than 3 months  
 15 are between 6 and 9 months  
 15 are between 9 and 12 months  
 16 are over 12 months

OPINIONS

January thru December 1980

MAJORITY OPINIONS WRITTEN .....	72
OPINIONS ON REHEARING WRITTEN .....	2
CONCURRING OPINIONS WRITTEN .....	7
DISSENTING OPINIONS WRITTEN .....	2
TOTAL OPINIONS WRITTEN .....	83

THIRD DISTRICT

GARRARD, P. J.

Cases pending as of 1-1-80.....	63
Cases distributed 1-1-80 thru 12-31-80....	80
Cases transferred in from another office..	4
<b>TOTAL ACCESSIONS .....</b>	<b>84</b>
Cases disposed of by Majority Opinion.....	93
Cases disposed of by Order.....	4
Cases transferred to another office .....	0
<b>TOTAL DISPOSITIONS .....</b>	<b>97</b>
<b>NET CHANGE .....</b>	<b>-13</b>
<b>CASES PENDING</b> <b>AS OF 12-31-80 .....</b>	<b>50</b>
<b>AGE OF CASES PENDING:</b>	
18 are less than 3 months	
9 are between 3 and 6 months	
8 are between 6 and 9 months	
9 are between 9 and 12 months	
6 are over 12 months	
<b>OPINIONS</b>	
January thru December 1980	
MAJORITY OPINIONS WRITTEN .....	93
OPINIONS ON REHEARING WRITTEN .....	1
CONCURRING OPINIONS WRITTEN .....	9
DISSENTING OPINIONS WRITTEN .....	5
OTHER OPINIONS WRITTEN .....	1
<b>TOTAL OPINIONS WRITTEN .....</b>	<b>109</b>

THIRD DISTRICT

STATON, J.

Cases pending as of 1-1-80.....	37
Cases distributed 1-1-80 thru 12-31-80....	84
Cases transferred in from another office..	0
<b>TOTAL ACCESSIONS.....</b>	<b>84</b>
Cases disposed of by Majority Opinion.....	91
Cases disposed of by Order.....	3
Cases transferred to another office.....	6
<b>TOTAL DISPOSITIONS .....</b>	<b>100</b>
<b>NET CHANGE .....</b>	<b>-26</b>
<b>CASES PENDING</b> <b>AS OF 12-31-80 .....</b>	<b>21</b>
<b>AGE OF CASES PENDING:</b>	
17 are less than 3 months	
4 are between 3 and 6 months	
<b>OPINIONS</b>	
January thru December 1980	
MAJORITY OPINIONS WRITTEN .....	91
OPINIONS ON REHEARING WRITTEN .....	4
CONCURRING OPINIONS WRITTEN .....	5
DISSENTING OPINIONS WRITTEN .....	17
<b>TOTAL OPINIONS WRITTEN .....</b>	<b>117</b>



THIRD DISTRICT

HOFFMAN, J.

Cases pending as of 1-1-80..... 70  
Cases distributed 1-1-80 thru 12-31-80.... 84  
Cases transferred in from another office.. 4

TOTAL ACCESSIONS ..... 88

Cases disposed of by Majority Opinion.... 110  
Cases disposed of by Order ..... 0  
Cases transferred to another office ..... 2

TOTAL DISPOSITIONS ..... 112

NET CHANGE ..... -24

CASES PENDING  
AS OF 12-31-80 ..... 46

AGE OF CASES PENDING:

22 are less than 3 months  
14 are between 3 and 6 months  
6 are between 6 and 9 months  
3 are between 9 and 12 months  
1 is over 12 months

OPINIONS

January thru December 1980

MAJORITY OPINIONS WRITTEN ..... 110  
OPINIONS ON REHEARING WRITTEN ..... 1  
CONCURRING OPINIONS WRITTEN ..... 8  
DISSENTING OPINIONS WRITTEN ..... 6

TOTAL OPINIONS WRITTEN ..... 125

FOURTH DISTRICT

YOUNG, P. J.

Cases pending as of 1-1-80..... 40  
Cases distributed 1-1-80 thru 12-31-80.... 63  
Cases transferred in from another office.. 0

TOTAL ACCESSIONS ..... 63

Cases disposed of by Majority Opinion.... 81  
Cases disposed of by Order ..... 1  
Cases transferred to another office ..... 1

TOTAL DISPOSITIONS ..... 83

NET CHANGE ..... -20

CASES PENDING  
AS OF 12-31-80..... 20

AGE OF CASES PENDING:

9 are less than 3 months  
6 are between 3 and 6 months  
4 are between 6 and 9 months  
1 is between 9 and 12 months

OPINIONS

January thru December 1980

MAJORITY OPINIONS WRITTEN ..... 81  
OPINIONS ON REHEARING WRITTEN ..... 3  
CONCURRING OPINIONS WRITTEN ..... 3  
DISSENTING OPINIONS WRITTEN ..... 10

TOTAL OPINIONS WRITTEN..... 97

FOURTH DISTRICT

CHIPMAN, J.

Cases pending as of 1-1-80 .....	50
Cases distributed 1-1-80 thru 12-31-80....	68
Cases transferred in from another office..	0
<b>TOTAL ACCESSIONS .....</b>	<b>68</b>
Cases disposed of by Majority Opinion.....	99
Cases disposed of by Order.....	0
Cases transferred to another office.....	1
<b>TOTAL DISPOSITIONS .....</b>	<b>100</b>
<b>NET CHANGE .....</b>	<b>-32</b>
<b>CASES PENDING</b>	
AS OF 12-31-80.....	18

AGE OF CASES PENDING:

13 are less than 3 months  
2 are between 3 and 6 months  
1 is between 9 and 12 months  
2 are over 12 months

OPINIONS

MAJORITY OPINIONS WRITTEN.....	99
OPINIONS ON REHEARING WRITTEN .....	8
DISSENTING OPINIONS WRITTEN .....	1
OTHER OPINIONS WRITTEN.....	3
<b>TOTAL OPINIONS WRITTEN .....</b>	<b>111</b>

FOURTH DISTRICT

MILLER, J.

Cases pending as of 1-1-80.....	60
Cases distributed 1-1-80 thru 12-31-80....	64
Cases transferred in from another office..	1
<b>TOTAL ACCESSIONS.....</b>	<b>65</b>
Cases disposed of by Majority Opinion.....	86
Cases disposed of by Order .....	3
Cases transferred to another office .....	0
<b>TOTAL DISPOSITIONS .....</b>	<b>89</b>
<b>NET CHANGE .....</b>	<b>-24</b>
<b>CASES PENDING</b>	
AS OF 12-31-80 .....	36

AGE OF CASES PENDING:

11 are less than 3 months  
6 are between 3 and 6 months  
3 are between 6 and 9 months  
3 are between 9 and 12 months  
13 are over 12 months

OPINIONS

January thru December 1980

MAJORITY OPINIONS WRITTEN .....	86
OPINIONS ON REHEARING WRITTEN .....	1
CONCURRING OPINIONS WRITTEN .....	1
DISSENTING OPINIONS WRITTEN .....	3
<b>TOTAL OPINIONS WRITTEN .....</b>	<b>91</b>

MOTIONS TO DISMISS OR AFFIRM

1980

	JAN. thru JUNE	JULY thru DEC.	
Motions to Dismiss or Affirm:			
Pending 1-1-80 .....	40		
Filed 1-1-80 thru 6-30-80 .....	83		
Filed 7-1-80 thru 12-31-80 .....		73	
TOTALS .....	123	73	196
Disposed of by per curiam or other opinions and by orders:			
1-1-80 thru 6-30-80 .....	75		
7-1-80 thru 12-31-80 .....		95	
TOTAL DISPOSED OF .....	75	95	170
Pending as of 12-31-80 .....			26
Transferred to a Judge's office .....		2	2
By Per Curiam Opinions:			
Motion to Dismiss or Affirm Overruled .....	2	1	3
By Orders:			
Overruling Motion to Dismiss or Affirm .....	50	62	112
Sustaining Motion to Dismiss or Affirm .....	20	28	48
Dismissed on Appellant's Motion .....	3	2	5
TOTAL DISPOSED OF .....	75	95	170

ORAL ARGUMENTS

JANUARY 1, 1980 THRU DECEMBER 31, 1980

	JAN. thru JUNE, 1980	JULY thru DEC., 1980
<u>FIRST DISTRICT</u>		
ROBERTSON, P.J.	3	3
RATLIFF, J.	4	2
NEAL, J.	0	0
HEARINGS ON STAY	4	2
	—	—
	11	7
<u>SECOND DISTRICT</u>		
BUCHANAN, C.J.	1	0
SHIELDS, J.	0	0
SULLIVAN, J.	0	2
HEARINGS ON STAY	6	2
	—	—
	7	4
<u>THIRD DISTRICT</u>		
GARRARD, P.J.	1	1
HOFFMAN, J.	4	7
STATON, J.	2	0
HEARINGS ON STAY	2	3
	—	—
	9	11
<u>FOURTH DISTRICT</u>		
YOUNG, P.J.	6	8
MILLER, J.	11	8
CHIPMAN, J.	11	8
	—	—
	28	24
TOTAL	55	46

STATISTICS REGARDING DISPOSITION OF  
 CHIEF JUDGE MATTERS  
 FOR PERIOD FROM  
 JANUARY 1, 1980 THRU DECEMBER 31, 1980

	JAN. thru JUNE	JULY thru DEC.
Petitions for Extension of Time to File Record of Proceedings Granted .....	263	282
Petitions for Extension of Time to File Record of Proceedings Denied .....	9	7
Petitions for Extension of Time to File Appellants' Brief Granted.....	218	331
Petitions for Extension of Time to File Appellants' Brief Denied.....	4	4
Petitions for Extension of Time to File Appellees' Brief Granted .....	220	271
Petitions for Extension of Time to File Appellees' Brief Denied.....	3	5
Petitions for Extension of Time to File Appellants' Reply Brief Granted .....	41	53
Petitions for Rehearing Granted .....	2	0
Petitions for Rehearing Denied .....	201	190
Petitions for Rehearing Granted with Opinion....	0	3
Petitions for Rehearing Denied with Opinion .....	13	7
Orders Granting Withdrawal of Record .....	62	59
Orders Denying Withdrawal of Record .....	1	0
Orders Granting Consolidation of Appeals .....	1	6
Orders Denying Consolidation of Appeals.....	0	1
Orders Granting Writ of Certiorari .....	27	41
Orders Denying Writ of Certiorari .....	3	3
Orders Dismissing Appeal.....	67	70
Orders Overruling Appellee's Motion to Dismiss or Affirm.....	50	50
Orders Setting Oral Argument.....	54	49
Orders Granting Petition to Amend Brief .....	28	17
Orders Granting Petition to File Belated Appeal..	20	49
Orders Granting Petition to Proceed in Forma Pauperis.....	1	4
Orders Denying Petition to Proceed in Forma Pauperis .....	0	5
Orders Denying Petition for Oral Argument	71	82
Miscellaneous Orders	315	255
	-----	-----
TOTAL	1674	1844

3518

FISCAL REPORT

Pursuant to a legislative directive<sup>1</sup> and Administrative Rules of the Indiana Supreme Court, the Office of State Court Administration collects statistical data on the receipt and expenditure of public moneys by and for the operation of the courts.

The information is gathered on an annual basis at the end of each calendar year on forms designed by this office. Beginning with 1980, revenue and expenditure reports are required from all trial courts, including the small claims and city and town courts. The requested data includes the court's requested and approved budgets for 1981, the actual expenditures for 1980, and the revenues collected during 1980 through the operation of such courts. The report, however, reflects only the actual expenditures and revenues.

Following is a summary of the 1980 expenditures of the courts and revenues generated through their operation.

EXPENDITURES

The Circuit, Superior, Probate, County and Municipal Courts

---

1) IC 32-2.1-7-3(b)

are supported primarily by county funds. State funds are used for a portion of the judges' salaries<sup>2</sup> and reimbursements to the county for special judge costs<sup>3</sup>. The city and town courts are supported by the municipality. In many instances there is no separate city or town court budget, in that all expenses are paid directly from the local general fund. This practice makes it extremely difficult to provide accurate expenditure information. The Small Claims Courts of Marion County are supported by their respective townships.

Within twenty days following the end of a calendar year, each trial court is requested to submit a report on the actual expenditures of the court. The reporting form follows accounting reports filed with the State Board of Accounts and deals with five major areas: Personal Services, Contractual Services, Supplies, Current Charges and Properties. Each of these areas contains more information on specific items. The city, town and small claims courts submit their budgets and expenditures on the same forms.

In some of the more populous counties, separate budgets may be maintained for probation, juvenile services or public defense. These expenditures have been included in the final totals.

---

2) IC 33-13-12-7.

3) Ind. Rules of Ct., T.R. 79(14) and C.R. 13(14).

Expenditures which have not been included in this report are those that are not budgeted for within the court's budget. Thus, expenses for the prosecutor and clerk of the county (which offices submit and operate their own budgets) are not included in this report. The acquisition and operation of physical facilities for juveniles (juvenile detention centers), when distinguishable from temporary juvenile care, have also been excluded since such expenditures fall more appropriately under corrections-related expenditures rather than judicial functions.

#### REVENUES

The typical sources of revenues in the trial court are filing fees and fines. The fines and forfeitures are designated for a special state fund, the Common School Fund.<sup>4</sup> Following is a list of the fees collected in the more typical cases.

1. The docket fee in civil cases in Circuit, Superior, Probate<sup>5</sup> and Municipal<sup>6</sup> Courts, and on the plenary docket of the

4) Ind. Const., Art. 8, Sec. 2

5) IC 33-1-9-1(a).

6) IC 33-6-1-17(a)(1).

County Court,<sup>7</sup> is twenty-three dollars (\$23). Seven dollars (\$7) of that sum go to the state as state docket fee, six dollars (\$6) are deposited with the county general fund as clerk's service fee, and ten dollars (\$10) constitute advance payment of costs for service of process by registered or certified mail. If such service is not effective, an additional ten dollar (\$10) fee is charged for service of process by the sheriff.<sup>8</sup>

The docket fee for civil cases on the small claims dockets of the Circuit, Superior, and County Courts is ten dollars (\$10) and goes to the county.<sup>9</sup>

The docket fee for civil cases in the city courts is five dollars (\$5). A fee of two dollars (\$2) is charged for each case received on a change of venue.<sup>10</sup>

2. In criminal cases filed in the Circuit, Superior and Probate Courts, a ten dollar (\$10) fee is charged upon conviction, which fee goes to the County General Fund.<sup>11</sup> In criminal cases in

7) IC 33-10.5-8-5(c).

8) IC 33-1-9-1(b).

9) IC 33-10.5-8-5(a).

10) IC 33-10.1-6-8.

11) IC 33-1-11-1.

the Marion Municipal Courts a docket fee of fifteen dollars (\$15) is charged. If the case involves a violation of an ordinance the fee is deposited in the City General Fund. Fees from other criminal cases are deposited in the County General Fund.<sup>12</sup>

In the city and town courts a fee of ten dollars (\$10) is charged in each case where a defendant is adjudged guilty of a violation of a statute or an ordinance. The docket fee is for the use and benefit of the city or town.<sup>13</sup>

3. A prosecutor's fee<sup>14</sup> of eighteen dollars (\$18) is charged in all criminal cases, except in felonies and Class A misdemeanors. Four dollars (\$4) of this fee go to the County General Fund while the remainder of the fee is deposited in the State General Fund. Portions of that deposit are distributed to designated funds: one dollar (\$1) in a continuing law enforcement academy building fund and two dollars (\$2) in the continuing law enforcement training fund.

In cases involving Class A misdemeanors or felonies, the

12) IC 33-6-1-17.  
13) IC 33-10.1-6-9.  
14) IC 33-14-7-20(a).

prosecutor's fee is thirty-four dollars (\$34). It is distributed as the fee of eighteen dollars (\$18) with the additional amount being earmarked for a violent crime victim's compensation fund (\$15) and a rape victim services fund (\$1). When the prosecutor is required to appear in non-criminal cases, twenty dollars (\$20) is collected and deposited with the State General Fund as "state counsel fees".<sup>15</sup>

4. In addition to the above fees, in any case in the Circuit, Superior, Probate and Municipal Court, and on the plenary docket of the County Court, a judicial fee of nine dollars (\$9) is charged and paid to the state.<sup>16</sup> (Of this fee, \$1.30 is deposited in a special retirement fund.) The judicial fee in cases on the criminal docket of the County Court, or the misdemeanor dockets of the Circuit and Superior Courts is one dollar (\$1).<sup>17</sup>

This report reflects the fees listed above, service of process fees and jury fees.

The report also includes the revenues collected through the three dollar (\$3) fee charged in all traffic cases for the Bureau of

15) IC 33-14-7-20(b).  
16) IC 33-13-12-8.5.  
17) IC 33-10.5-8-5.

Motor Vehicles<sup>18</sup>, and the ten dollar (\$10) fee charged for enforcement of support orders.<sup>19</sup> It does not reflect the sums paid into the County General Fund by other counties for cases coming to the court on a change of venue. In counties which are adjacent to the more populous counties and thus receive many cases on change of venue, this amount could be considerable.

5. Courts having misdemeanor jurisdiction may establish alcohol and drug service programs pursuant to special guidelines. When such a program has been established, the court may set an additional fee of not less than one dollar (\$1) or more than five dollars (\$5) which is added as part of the costs in all cases involving violations of state law or city ordinances filed in the county. This fee, when collected, is deposited in a special alcohol and drug services program fund.<sup>20</sup>

6. An additional fee of ten dollars (\$10) is taxed as costs in all actions for dissolution of marriage. They are paid to the State Treasurer who deposits the same in a Domestic Violence

---


18) IC 33-4-14-1-18.  
19) IC 31-2-8-1.  
20) IC 16-13-6.1-31(b).

Prevention and Treatment Fund.<sup>21</sup> This fee is reflected in the report but is included in the "other" category of "revenues going to State funds" and is specifically footnoted as such.

There are many other fees collected during the course of a proceeding. Such fees are not enumerated above but should be reflected in the "other" category of the report.

---

21) IC 4-23-17.5-4.





FINANCIAL COMPARISON TABLE

	State Expenditure on Judicial System	County Expenditure on Judicial System	City, Town and Township Expenditure	Revenues Generated by all Courts for All State Funds	Revenues Generated by Trial Courts for All County Funds	Revenues Generated by Trial Courts for All Local Funds	Total Revenues Generated by Trial Courts
Fiscal Year 1975- 1976	7,506,296						
Calendar Year 1976		23,323,004	NA	9,690,151	4,047,149		13,737,300
Fiscal Year 1976 - 1977	8,278,255						
Calendar Year 1977		25,339,608	NA	12,970,364	5,576,068	996,595	19,543,027
Fiscal Year 1977 - 1978	9,167,167						
Calendar Year 1978		24,891,171	NA	13,914,019	7,268,025	32,784	21,214,828
Fiscal Year 1978 - 1979	10,899,807						
Calendar Year 1979		28,912,106*	NA	18,471,848	8,351,379	511,460	27,334,687
Fiscal Year 1979 - 1980	12,820,325						
Calendar Year 1979		34,090,329	1,923,064**	22,096,238	9,925,389	2,128,966**	34,150,593**

\*Includes \$280,740 of federal funds used.

\*\*1980 is the first year during which expenditure and revenue information was collected from the City, Town and Small Claims Courts.

EXPENDITURES BY THE STATE OF INDIANA ON THE INDIANA COURTS

FOR FISCAL YEAR 1979-1980

(Obtained from the Annual Report of the State Auditor)

	Personal Services	Services Other Than Personal	Services By Contract	Materials, Parts And Supplies	Equipment	Grants, Subsidies, Refunds & Awards	In-State Travel	Out-of-State Travel	Other (Judges' Retirement--Non-Budget Employer Contribution)	TOTAL
Supreme Court*	\$ 827,536	\$ 73,610	\$ 47,395	\$ 7,733	\$ 65,511		\$ 8,409	\$2,338		\$ 1,032,532
Court of Appeals	\$ 1,662,169	\$ 66,498	\$115,494	\$18,116	\$ 59,735		\$18,935	\$2,578		\$ 1,943,525
Trial Judges Salaries	\$ 7,699,603					\$ 64	\$10,578			\$ 7,710,245
Special Judges						\$426,771				\$ 426,771
Judges Retirement									\$1,100,000	\$ 1,100,000
Public Defender	\$ 475,858	\$ 54,455	\$ 12,537	\$ 9,113	\$ 612		\$13,362	\$2,697		\$ 568,634
Judicial Conference	\$ 13,867		\$ 24,751							\$ 38,618
<b>TOTAL</b>	<b>\$10,679,033</b>	<b>\$194,563</b>	<b>\$200,177</b>	<b>\$34,962</b>	<b>\$125,858</b>	<b>\$426,835</b>	<b>\$51,284</b>	<b>\$7,613</b>	<b>\$1,100,000</b>	<b>\$12,820,325</b>

\*The budget of the office of Judicial Administration is included within the Supreme Court budget.

COUNTY EXPENDITURES ON CIRCUIT, SUPERIOR, COUNTY, MUNICIPAL AND PROBATE COURTS

1980

Expenditure	Circuit - Superior, County, Municipal Probate Courts	Expenditure	Circuit - Superior, County, Municipal Probate Courts
Judge(s) Salary - Part Paid by County	1,893,480	Per Diem of Grand Jurors	128,633
Court Commissioner(s) or Referee(s)	843,934	Per Diem of Petit Jurors	2,171,573
Court Reporter(s)	3,912,284	Compensation for Pauper Attorneys (Case by Case)	1,902,403
Court Bailiff(s)	3,299,922	Witness Fees	343,919
Probation Officer(s)	5,432,822	Medical Services	49,182
Probation Office Staff (Secretaries, etc.) & Expenses	1,218,471	Psychiatric Services	170,609
Jury Commissioner(s)	106,401	Transc. for Indigent Defense and Appeal & Depositions	555,039
Court Administrator(s)	305,528	Other (Spcl. Reporter/Gr. Jury Reporter/Spcl. Bailiff)	117,578
Court Administrator's Staff	425,197		
Court Secretary(ies)	1,339,622	<b>TOTAL PERSONAL SERVICES</b>	<b>28,914,532</b>
Law Clerk(s) or Intern(s)	210,043		
Extra Help (Vacation Employees)	151,044	Freight and Express	6,659
Public Defenders (Salaried)	1,809,194	Postage	170,395
Public Defender's Staff (Secretaries, etc.) & Expenses	253,194	Traveling Expenses	265,787
Other Employees	1,518,799	Telephone and Telegraph	333,898
Per Diem of Special Judges	436,104	Other Communications and Transportation	32,683
Per Diem of Judges - Venued Cases	92,841	Utilities (Elect., Gas, Water and Sewage)	149,913
Per Diem - Ct. Reporters - Venued Cases	51,197	Printing and Advertising	86,205
Per Diem - Bailiffs - Venued Cases	175,519	Buildings and Structures	85,440

Expenditures	Circuit - Superior, County, Municipal Probate Court
Equipment	205,218
Legal Services	27,844
Service Contracts for Office Equipment	134,166
Leasing Contracts for Office Equipment	93,121
Maintenazce Contracts	53,596
Matching Funds	67,725
Other (Expenses for Binding Records, Laundry/Cleaning)	776,501
<b>TOTAL CONTRACTUAL SERVICES</b>	<b>2,489,151</b>
<b>TOTAL SUPPLIES</b>	<b>876,880</b>
Rents	100,500
Dues and Subscriptions	11,625
Return of Fugitives	101,107
Lodging and Meals of Jurors	286,259
Other Current Charges	72,973
<b>TOTAL CURRENT CHARGES</b>	<b>572,464</b>
Furniture and Fixtures	179,187
Office Machines (Recorders, Typewriters, etc.)	193,140
Law Books	788,912
Other	76,063

Expenditure	Circuit - Superior, County, Municipal Probate Courts
<b>TOTAL PROPERTIES</b>	<b>1,237,302</b>
<b>TOTAL</b>	<b>34,090,329</b>

EXPENDITURES OF CITY, TOWN AND SMALL CLAIMS COURTS

1980

Expenditure	City & Town Courts	Small Claims Courts	Total
Judge(s) Salary - Part Paid by City, Town or Township	374,577	114,880	489,457
Court Commissioner(s) or Referee(s)	66,092		66,092
Court Reporter(s)	19,985		19,985
Court Bailiff(s)	280,624		280,624
Probation Officer(s)	180,324		180,324
Probation Office Staff (Secretaries, etc.) & Expenses	18,523		18,523
Jury Commissioner(s)	75		75
Court Administrator(s)	22,527		22,527
Court Administrator's Staff	1,050		1,050
Court Secretary(ies)	143,711	112,683	256,394
Law Clerk(s) or Intern(s)	17,411		17,411
Extra Help (Vacation Employees)	2,784		2,784
Public Defenders (Salaried)	21,696		21,696
Public Defender's Staff (Secretaries, etc.) & Expenses			
Other Employees	53,442	109,860	163,302
Per Diem of Special Judges	24,985		24,985
Per Diem of Judges - Venued Cases	125		125
Per Diem - Ct. Reporters - Venued Cases			
Per Diem - Bailiffs - Venued Cases			
Per Diem of Grand Jurors			
Per Diem of Petit Jurors	4,651		4,651

Expenditure	City & Town Courts	Small Claims Courts	Total
Compensation for Pauper Attorneys (Case by Case)	22,050		22,050
Witness Fees			
Medical Services	14,150		14,150
Psychiatric Services	500		500
Transc. for Indigent Defense and Appeal & Depositions			
Other (Spcl. Reporter/Gr. Jury Reporter/Spcl. Bailiff)	3,223	650	3,873
<b>TOTAL PERSONAL SERVICES</b>	<b>1,272,505</b>	<b>338,073</b>	<b>1,610,578</b>
Freight and Express			
Postage	9,900	7,012	16,912
Traveling Expenses	8,173		8,173
Telephone and Telegraph	9,599	7,327	16,926
Other Communications and Transportation	6,661	5,389	12,050
Utilities (Elect., Gas, Water and Sewage)	3,007	5,993	9,000
Printing and Advertising	8,684	19,384	28,068
Buildings and Structures	730	728	1,458
Equipment	3,425	568	3,993
Legal Services	3,500		3,500
Service Contracts for Office Equipment	428	188	616
Leasing Contracts for Office Equipment	13,158	1,286	14,444
Maintenance Contracts	1,482	1,714	3,196
Matching Funds		1,352	1,352

Expenditure	City & Town Courts	Small Claims Courts	Total
Other (Expenses for Binding Records, Laundry/Cleaning)	14,962	1,384	16,346
<b>TOTAL CONTRACTUAL SERVICES</b>	<b>83,709</b>	<b>52,325</b>	<b>136,034</b>
<b>TOTAL SUPPLIES</b>	<b>55,212</b>	<b>11,534</b>	<b>66,746</b>
Rents	13,954	46,358	60,312
Dues and Subscriptions	1,902		1,902
Return of Fugitives			
Lodging and Meals of Jurors	500		500
Other Current Charges	3,323	5,809	9,132
<b>TOTAL CURRENT CHARGES</b>	<b>19,679</b>	<b>52,167</b>	<b>71,846</b>
Furniture and Fixtures	6,210	1,987	8,197
Office Machines (Recorders, Typewriters, etc.)	6,518	1,960	8,478
Law Books	7,759	4,506	12,265
Other	8,062	858	8,920
<b>TOTAL PROPERTIES</b>	<b>28,549</b>	<b>9,311</b>	<b>37,860</b>
<b>TOTAL</b>	<b>1,459,654</b>	<b>463,410</b>	<b>1,923,064</b>

1980 REVENUES GENERATED THROUGH OPERATION OF INDIANA'S CIRCUIT, SUPERIOR, COUNTY, MUNICIPAL, PROBATE COURTS

Type of Revenue	To State Funds	To County Funds	To Local Funds	TOTAL
Court Costs		\$2,575,123		\$ 2,575,123
State Docket Fee	\$ 2,204,045			\$ 2,204,045
County Docket Fee		\$2,261,800		\$ 2,261,800
Judicial Fee	\$ 1,927,417			\$ 1,927,417
County Court Judicial Fee	\$ 283,842			\$ 283,842
Service of Process Fees and Certified Mail		\$1,171,658		\$ 1,171,658
Sheriff's Pension Fund		\$ 761,159		\$ 761,159
Jury Fees		\$ 19,331		\$ 19,331
Support Fees		\$ 337,576		\$ 337,576
Fines (For State Law Violations)	\$ 7,478,525			\$ 7,478,525
Fines (For Local Violations)			\$103,385	\$ 103,385
Prosecuting Attorneys' Fees (State's Portion)	\$ 4,916,267			\$ 4,916,267
Violent Crime Fund	\$ 379,593			\$ 379,593
Prosecuting Attorneys' Fees (County's Portion)		\$1,436,256		\$ 1,436,256
B.M.V. Fees	\$ 812,551			\$ 812,551
Alcohol and Drug Program Fees		\$ 388,698		\$ 388,698
Other*	\$ 343,351	\$ 544,304	\$110,628	\$ 998,283
<b>Sub-Totals</b>	<b>\$18,345,591</b>	<b>\$9,495,905</b>	<b>\$214,013</b>	<b>\$28,055,509</b>
<b>Per Cent of Total</b>	<b>65.39</b>	<b>33.85</b>	<b>.76</b>	



1980 REVENUES GENERATED THROUGH OPERATION OF CITY AND TOWN COURTS

Type of Revenue	To State Funds	To County Funds	To Local Funds	Total
Fines (For State Law Violations)	\$1,998,807			\$1,998,807
Fines (For Local Violations)			\$ 80,195	\$ 80,195
Docket Fee - Criminal			\$1,025,336	\$1,025,336
Docket Fee - Civil			\$ 73,130	\$ 73,130
Change of Venue Fee				
Local Prosecutor's Fee - City Attorney			\$ 341	\$ 341
Prosecuting Attorney's Fee - County Portion		\$400,314		\$ 400,314
Prosecuting Attorney's Fee - State Portion	\$1,407,984			\$1,407,984
Violent Crime Fund	\$ 43,855			\$ 43,855
Bureau of Motor Vehicles Fee	\$ 272,826			\$ 272,826
Alcohol and Drug Program Fee		\$ 28,803		\$ 28,803
Other	\$ 16,943	\$ 367	\$ 28,831	\$ 46,141
<b>TOTAL</b>	<b>\$3,740,415</b>	<b>\$429,484</b>	<b>\$1,207,833</b>	<b>\$5,377,732</b>
<b>Per Cent of Total</b>	<b>69.55</b>	<b>7.99</b>	<b>22.46</b>	

**CONTINUED**

**3 OF 6**

1980 REVENUES GENERATED THROUGH OPERATION OF INDIANA'S SMALL CLAIMS COURTS

Type of Revenue	To State Funds	To County Funds	To Local Funds	To Others	TOTAL
Proceedings Supplemental Fee	\$10,232				\$ 10,232
Township Docket Fee			\$707,120		\$707,120
Service of Process Fee for Certified Mail				(\$ 25,347)*	(\$ 25,347)*
Service of Process Fee for Personal Service (To Constables)				(\$375,117)*	(\$375,117)*
<b>TOTAL</b>	\$10,232		\$707,120	(\$400,464)*	\$717,352
<b>Per Cent of Total</b>	1.43		98.57		

\*These fees are not included in the final total since they are for the constables' service.



AVERAGE COURT EXPENDITURES  
1980

---

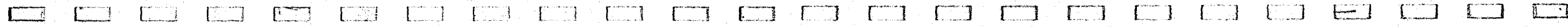
Average County Expenditures on Circuit, Superior, County, Municipal and Probate Courts	*Average State Expenditures on Circuit, Superior, County, Municipal and Probate Courts	Average Township Expenditures on Small Claims Courts	Average City and Town Expenditures on City and Town Courts
\$126,730 per Court	\$30,250 per Court	\$57,926 per Court	\$19,206 per Court

---

\*This consists of the portion of the judges' salaries contributed by the State and reimbursements for special judge costs. Retirement costs are not included because they cannot be correctly apportioned between appellate and trial court judges.

AVERAGE COURT REVENUES  
1980

	To State Funds	To County Funds	To Local Funds	Total
Circuit, Superior, Municipal, County and Probate Courts	\$68,199 per Court	\$35,301 per Court	\$796 per Court	\$104,296 per Court
City and Town Courts	\$49,216 per Court	\$5,651 per Court	\$15,893 per Court	\$70,760 per Court
Small Claims Courts	\$1,279 per Court		\$88,390 per Court	\$89,669 per Court



Total County Revenues and Total County Expenditures

<u>COUNTY</u>	<u>COURT</u>	Revenues For State Funds	Revenues For County Funds	Revenues For Local Funds	Total Revenues	Total Expenditures
ADAMS	TOTAL	113,369	36,037		149,406	166,783
ALLEN	TOTAL	1,179,639	526,068	20,516	1,726,223	1,754,986
BARTHOLOMEW	TOTAL	261,170	113,596	4,611	379,377	323,451
BENTON	TOTAL	33,819	18,571		52,390	73,514
BLACKFORD	TOTAL	7,597	14,628		22,225	85,020
BOONE	TOTAL	44,480	24,969		69,449	225,530
BROWN	TOTAL	70,260	25,430		95,690	97,070
CARROLL	TOTAL	47,874	21,495	50	69,419	94,983
CASS	TOTAL	96,031	58,500		154,531	143,897
CLARK	TOTAL	266,398	119,731		386,129	243,591
CLAY	TOTAL	88,344	37,665	2	126,011	125,690
CLINTON	TOTAL	104,601	46,730		151,331	126,775
CRAWFORD	TOTAL	34,537	13,733		48,270	42,959
DAVISS	TOTAL	64,669	34,941		99,610	127,789
DEARBORN	TOTAL	97,405	41,927		139,332	125,845
DECATUR	TOTAL	105,735	38,487		144,222	97,605
DEKALB	TOTAL	111,135	68,966		180,101	186,368
DELAWARE	TOTAL	216,448	142,518	25,851	384,817	696,324
DUBOIS	TOTAL	122,752	50,000		172,752	105,320
ELKHART	TOTAL	218,815	177,523	42	396,380	1,008,444
FAYETTE	TOTAL	155,898	48,640		204,538	119,690
FLOYD	TOTAL	141,310	103,210		244,520	267,861

Total County Revenues and Total County Expenditures

<u>COUNTY</u>	<u>COURT</u>	Revenues For State Funds	Revenues For County Funds	Revenues For Local Funds	Total Revenues	Total Expenditures
FOUNTAIN	TOTAL	26,932	25,113		52,045	78,876
FRANKLIN	TOTAL	69,743	28,812		98,555	53,961
FULTON	TOTAL	63,703	37,071		100,774	133,036
GIBSON	TOTAL	133,332	53,908		187,240	129,974
GRANT	TOTAL	172,564	96,312	5	268,881	475,177
GREENE	TOTAL	71,971	30,328		102,299	101,537
HAMILTON	TOTAL	244,552	99,227		343,779	604,541
HANCOCK	TOTAL	221,632	84,458	30	306,120	226,127
HARRISON	TOTAL	85,816	31,090		116,906	123,559
HENDRICKS	TOTAL	174,434	110,390		284,824	358,845
HENDRICKS	TOTAL	174,434	110,390		284,824	358,845
HENRY	TOTAL	116,494	58,186	1,160	175,840	127,927
HOWARD	TOTAL	304,687	362,713		667,400	290,376
HUNTINGTON	TOTAL	201,552	54,153	245	255,950	186,966
JACKSON	TOTAL	482,105	87,521		569,626	177,600
JASPER	TOTAL	119,343	77,148		196,491	196,682
JAY	TOTAL	39,286	18,782		58,068	186,400
JEFFERSON	TOTAL	151,846	41,466	95	193,407	172,996
JENNINGS	TOTAL	11,231	17,320		28,551	70,007
JOHNSON	TOTAL	83,746	81,648		165,394	441,787
KNOX	TOTAL	152,662	67,985		220,647	146,204
KOSCIUSKO	TOTAL	459,404	124,056	5	583,465	183,746

Total County Revenues and Total County Expenditures

<u>COUNTY</u>	<u>COURT</u>	Revenues For State Funds	Revenues For County Funds	Revenues For Local Funds	Total Revenues	Total Expenditures
LAGRANGE	TOTAL	117,981	38,065		156,046	103,133
LAKE	TOTAL	1,341,945	631,317	8,390	1,981,652	4,627,718
LAPORTE	TOTAL	526,298	236,857	735	763,890	731,397
LAWRENCE	TOTAL	136,253	94,367	521	231,141	298,149
MADISON	TOTAL	92,890	163,328		256,218	871,409
MARION	TOTAL	2,997,703	2,059,351	47,865	5,104,919	7,233,653
MARSHALL	TOTAL	109,248	54,215		163,463	262,455
MARTIN	TOTAL	42,635	15,745		58,380	26,482
MIAMI	TOTAL	135,641	56,496		192,137	168,792
MONROE	TOTAL	339,910	223,694		563,604	648,002
MONTGOMERY	TOTAL	146,085	60,653	489	207,227	150,901
MORGAN	TOTAL	98,871	51,569		150,440	322,704
NEWTON	TOTAL	105,432	34,368		139,800	140,898
NOBLE	TOTAL	207,492	55,181		262,673	201,290
OHIO	TOTAL	19,230	6,897		26,127	22,372
ORANGE	TOTAL	77,915	32,745	835	111,495	75,484
OWEN	TOTAL	63,402	27,744		91,146	68,475
PARKE	TOTAL	40,454	19,735		60,189	66,028
PERRY	TOTAL	16,292	14,354		30,646	69,930
PIKE	TOTAL	7,739	11,459		19,198	64,022
PORTER	TOTAL	747,378	239,639		987,017	675,147
POSEY	TOTAL	71,074	28,186	176	99,436	139,415



Total County Revenues and Total County Expenditures

<u>COUNTY</u>	<u>COURT</u>	Revenues For State Funds	Revenues For County Funds	Revenues For Local Funds	Total Revenues	Total Expenditures
PULASKI	TOTAL	48,596	24,713		73,309	135,180
PUTNAM	TOTAL	106,219	55,623		161,842	118,360
RANDOLPH	TOTAL	16,157	32,870		49,027	103,087
RIPLEY	TOTAL	2,326	3,911		6,237	64,804
RUSH	TOTAL	76,202	31,948		108,150	129,715
SCOTT	TOTAL	99,927	35,152		135,079	108,450
SHELBY	TOTAL	142,683	116,086		258,769	230,667
SPENCER	TOTAL	143,494	40,187		183,681	64,051
ST. JOSEPH	TOTAL	576,803	401,001	98,238	1,076,042	1,162,792
STARKE	TOTAL	166,733	13,057		179,790	104,221
STEUBEN	TOTAL	128,179	32,932		161,111	124,431
SULLIVAN	TOTAL	93,831	35,327	1,500	130,658	119,906
SWITZERLAND	TOTAL	26,784	10,963		37,747	29,118
TIPPECANOE	TOTAL	483,425	262,737		746,162	355,468
TIPTON	TOTAL	11,454	9,838		21,292	117,156
UNION	TOTAL	32,681	14,205		46,886	40,602
VANDERBURGH	TOTAL	637,759	367,712	1,870	1,007,341	1,409,398
VERMILLION	TOTAL	16,918	14,029		30,947	78,036
VIGO	TOTAL	65,032	94,710		159,742	626,736
WABASH	TOTAL	19,166	21,597		40,763	135,282
WARREN	TOTAL	60,256	17,245		77,501	68,121
WARRICK	TOTAL	184,517	65,036	95	249,648	201,581

Total County Revenues and Total County Expenditures

<u>COUNTY</u>	<u>COURT</u>	Revenues For State Funds	Revenues For County Funds	Revenues For Local Funds	Total Revenues	Total Expenditures
WASHINGTON	TOTAL	9,455	13,564		23,019	102,528
WAYNE	TOTAL	655,734	186,181	687	842,602	451,474
WELLS	TOTAL	7,196	19,401		26,597	92,101
WHITE	TOTAL	104,866	46,081		150,947	130,421
WHITLEY	TOTAL	19,198	25,034		44,232	112,990

Trial Court Revenues For The State

COUNTY	COURT	State Docket Fees	Judicial Fees	County Court Judicial Fees	Fines (State Law Violations)	Prosecutor's Fee (State Portion)	Violent Crime Fund	B.M.V. Fees	Other	Total Revenues For State Funds
ADAMS	CIRCUIT	1,533	3,627			182	192		*690	6,224
ADAMS	COUNTY	10,936	324	1,997	56,179	29,788	2,948	4,973		107,145
ALLEN	CIR SUP	111,826	62,602	14,711	714,273	198,873	32,015	34,779	*10,560	1,179,639
BARTHOLOMEW	CIRCUIT	4,568	7,569		1,925	159	50		*1,803	16,074
BARTHOLOMEW	COUNTY	36,422	7,601		67,025	97,473	6,364	17,585		232,470
BARTHOLOMEW	SUPERIOR	3,589	5,947		1,509	125	39		*1,417	12,626
BENTON	CIRCUIT	5,473	2,074	866	8,758	12,138	801	2,232	*1,477	33,819
BLACKFORD	CIRCUIT	1,855	3,206		1,550	345	221		*420	7,597
BOONE	CIRCUIT	2,814	3,753		470	112	16		*590	7,755
BOONE	COUNTY	2,305	351	408	18,541	1,638	2,554	729	(A) 166	26,692
BOONE	SUPERIOR	2,755	5,488		846	238	96		*610	10,033
BROWN	CIRCUIT	10,337	2,792	1,704	28,263	23,843	84	3,237		70,260
CARROLL	CIRCUIT	6,216	2,824	989	20,320	13,286	470	2,109	(A) 1,660	47,874
CASS	CIRCUIT	2,131	5,298		2,025	70	42		(1) 730	10,296
CASS	SUPERIOR	9,203	2,554	1,455	50,768	20,386	649		*720	85,735
CLARK	CIRCUIT	2,022	4,055		5,808	154				12,039
CLARK	COUNTY	35,202	5,446	6,223	89,524	88,536	5,283			230,214
CLARK	SUPERIOR	8,505	11,140						*4,500	24,145
CLAY	CIRCUIT	3,058	5,660		103	413	22		*900	10,156
CLAY	COUNTY	11,904		2,614	26,495	31,228	1,536	4,411		78,188
CLINTON	CIRCUIT	3,228	5,998		350	523	198		*870	11,167
CLINTON	COUNTY	9,680		2,063	43,538	29,791	3,416	4,946		93,434

Trial Court Revenues For The State

COUNTY	COURT	State Docket Fees	Judicial Fees	County Court Judicial Fees	Fines (State Law Violations)	Prosecutor's Fee (State Portion)	Violent Crime Fund	B.M.V. Fees	Other	Total Revenues For State Funds
CRAWFORD	CIRCUIT	839	1,431		638	182				3,090
CRAWFORD	COUNTY	4,500		938	11,187	12,502	264	2,001	(B) 55	31,447
DAVISS	ALL COURTS	10,370	6,337	1,594	18,451	22,407	1,668	3,842		64,669
DEARBORN	CIRCUIT	3,401	6,108			5,130			*1,270	15,909
DEARBORN	COUNTY	6,781		1,643	45,988	13,444	10,001	3,639		81,496
DECATUR	CIRCUIT	2,209	4,116		451	298	48	12	*720	7,854
DECATUR	COUNTY	14,453	2,525		38,208	34,099	1,626	6,935	(B) 35	97,881
DEKALB	CIRCUIT	1,460	4,001		347	28			*310	6,146
DEKALB	SUPERIOR	13,277	5,752	2,171	39,720	34,338	2,019	6,772	*940	104,989
DELAWARE	ALL COURTS	31,634	22,682	4,130	96,811	40,322	8,135	9,690	(2) 3,044	216,448
DUBOIS	CIRCUIT	2,956	6,020		4,389	2,972	880		*740	17,957
DUBOIS	SUPERIOR	13,807		3,181	40,137	38,291	2,083	7,086	(B) 210	104,795
ELKHART	CIRCUIT	6,110	10,076		14,453	656	462		*2,580	34,337
ELKHART	CO ELK	(4,373)		(3,071)	(9,822)	(6,664)	(813)	(1,179)		(25,922)
ELKHART	CO-GOS	18,420		3,990	42,513	50,704	3,241	9,741	395 (B)	129,004
ELKHART	SUP 1 & 2/CO-ELK	13,475	14,906	3,168	12,853	7,880	2,010	1,182		55,474
FAYETTE	CIRCUIT	4,304	6,650		1,395	85			*1,190	13,624
FAYETTE	COUNTY	8,410		1,739	101,315	24,367	1,439	3,774	(B) 40	141,084
FLOYD	CIR SUP	5,874	10,472		13,450	1,029	568		*2,400	33,793
FLOYD	COUNTY	15,148	5,767		45,017	35,378	735	5,442	(B) 30	107,517
FOUNTAIN	CIRCUIT	4,611	4,101		9,038	8,190	482		*510	26,932
FRANKLIN	CIRCUIT	8,357	5,410	1,342	27,467	23,269	95	3,393	*410	69,743

Trial Court Revenues For The State

<u>COUNTY</u>	<u>COURT</u>	State Docket Fees	Judicial Fees	County Court Judicial Fees	Fines (State Law Violations)	Prosecutor's Fee (State Portion)	Violent Crime Fund	B.M.V. Fees	Other	Total Revenues For State Funds
FULTON	CIR CO	8,613	4,770	1,419	21,708	19,959	2,683	3,758	(3)793	63,703
FULTON	COUNTY	(7,086)		(1,419)	(20,859)	(19,630)	(2,343)	(3,615)	(B)(113)	(55,066)
GIBSON	CIR CO	20,331	6,884		50,471	46,733	2,973	4,800	*1,140	133,332
GRANT	CIRCUIT	1,852	5,129		9,418	196	26		*400	17,021
GRANT	COUNTY	12,708		3,441	74,445	33,220	2,242	5,648		131,704
GRANT	SUPERIOR 1	4,357	5,697		1,110	168			*1,460	12,792
GRANT	SUPERIOR 2	3,437	5,125		1,000	84	21		*1,380	11,047
GREENE	CIRCUIT	3,172	5,589		7,580	582	207		*1,330	18,460
GREENE	COUNTY	5,749		1,270	26,100	15,757	1,731	2,769	(B)135	53,511
HAMILTON	CIRCUIT	2,954	5,588		2,111	105	817		*680	12,255
HAMILTON	COUNTY	21,393	1,521	4,231	96,115	54,808	10,358	10,553		198,979
HAMILTON	SUPERIOR 1	2,926	4,704		12,359	72	963		*910	21,934
HAMILTON	SUPERIOR 2	3,773	5,369		68	42	711		*1,420	11,384
HANCOCK	CIRCUIT	3,066	4,977		2,125	154	32			10,354
HANCOCK	COUNTY	22,200	731	4,325	97,031	60,540	4,209	11,649		200,685
HANCOCK	SUPERIOR	2,834	4,688		2,910	145	16			10,593
HARRISON	CIRCUIT	2,528	4,202		3,287	192	149			10,358
HARRISON	COUNTY	8,958		2,126	35,297	24,220	612	4,185	(B)60	75,458
HENDRICKS	ALL COURTS	26,150	11,828	3,907	60,455	55,898	6,134	7,692	*2,370	174,434
HENRY	CIRCUIT	3,638	6,125			252	189		(4)4,548	14,752
HENRY	COUNTY	8,322	740	1,540	54,051	26,610	410	2,877		94,550
HENRY	SUPERIOR	2,102	3,712			308	200		*870	7,192

Trial Court Revenues For The State

COUNTY	COURT	State Docket Fees	Judicial Fees	County Court Judicial Fees	Fines (State Law Violations)	Prosecutor's Fee (State Portion)	Violent Crime Fund	B.M.V. Fees	Other	Total Revenues For State Funds
HOWARD	CIRCUIT	3,052	6,304		819	242	16		(5) 1,656	12,089
HOWARD	COUNTY	36,161		7,806	102,224	99,820		18,169		264,180
HOWARD	SUP 1	5,216	7,351		300	384			(6) 2,120	15,371
HOWARD	SUP 2	4,181	5,828		1,128	374	16		*1,520	13,047
HUNTINGTON	CIRCUIT	2,688	5,419		58,083	465			(7) 1,070	67,725
HUNTINGTON	COUNTY	10,779		2,461	85,539	29,436	86	5,271	(B) 255	133,827
JACKSON	CIRCUIT	2,837	6,303		6,759	663	37		*1,380	17,979
JACKSON	COUNTY	34,712		7,254	303,141	96,390	3,757	18,725	(A) 147	464,126
JASPER	CIR CO	18,748	6,419	3,243	36,898	43,395	573	7,535	(8) 2,532	119,343
JAY	CIRCUIT	2,009	4,203		2,343	280	47			8,882
JAY	COUNTY	1,537		426	22,347	3,824	1,832	438		30,404
JEFFERSON	CIR CO	13,868	5,814	2,028	92,195	28,309	5,175	3,567	*890	151,846
JEFFERSON	COUNTY	(13,868)	(5,814)	(2,028)	(92,195)	(28,308)	(5,175)	(3,567)		(150,955)
JENNINGS	CIRCUIT	2,463	4,074		2,990	603	165		(9) 936	11,231
JOHNSON	CIR SUP CO	13,475	15,822	1,796	28,487	14,917	4,635	1,554	*3,060	83,746
JOHNSON	COUNTY	(5,530)		(1,796)	(24,033)	(13,648)	(3,850)	(1,55)1	(B) (240)	(50,648)
KNOX	CIRCUIT	945	3,037		870	56	59		*230	5,197
KNOX	COUNTY	22,252	479	4,379	31,401	61,337	7,844	9,888		137,580
KNOX	SUPERIOR	2,666	3,578		2,047	283	191		*1,120	9,885
KOSCIUSKO	CIR SUP	6,241	10,558		3,243	1,258	749		(10) 154,084	176,133
KOSCIUSKO	COUNTY	32,288		7,169	129,601	88,314	9,648	15,286	(A) 965	283,271
LAGRANGE	CIRCUIT	1,694	3,339		2,250	508	279		*590	8,660

Trial Court Revenues For The State

<u>COUNTY</u>	<u>COURT</u>	State Docket Fees	Judicial Fees	County Court Judicial Fees	Fines (State Law Violations)	Prosecutor's Fee (State Portion)	Violent Crime Fund	B.M.V. Fees	Other	Total Revenues For State Funds
LAGRANGE	COUNTY	12,522	171	2,493	58,221	34,650	1,264			109,321
LAKE	CIR/½CO I/CO II III	153,582	64,585	24,375	538,067	278,513	9,584	59,271	(11) 7,490	1,135,467
LAKE	JUV/CIV 3 4/½CO I	48,056	36,072	378	417	19			*4,890	89,832
LAKE	SUP CIV 1 & 5	13,804	19,384						*3,210	36,898
LAKE	SUP CIV 2	9,270	16,681						*2,900	28,851
LAKE	SUP CRM 1-4		1,653		44,299	4,945				50,897
LAPORTE	CIRCUIT	5,602	15,353		2,990	458	55		*1,650	26,108
LAPORTE	COUNTY LP	19,390		4,773	83,846	53,900	1,529	6,942	(B) 1,310	171,690
LAPORTE	COUNTY MC	40,544		9,948	139,275	106,979		21,822		318,568
LAPORTE	SUPERIOR 1	1,591	2,546						*760	4,897
LAPORTE	SUPERIOR 2	1,735	2,535			28	11		*726	5,035
LAWRENCE	CIRCUIT	2,538	4,663		1,000	94	107		1,100	9,502
LAWRENCE	COUNTY	18,925		4,037	31,962	51,782	1,929	9,684	(B) 205	118,524
LAWRENCE	SUPERIOR	2,947	3,872			112	96		*1,200	8,227
MADISON	ALL COURTS	21,062	33,778		24,240	5,198	2,548		(12) 6,064	92,890
MARION	ALL COURTS	167,535	919,758		700,537	929,821	47,825	196,292	*35,935	2,997,703
MARSHALL	CIR SUP CO	12,184	8,847	1,995	53,458	22,750	4,927	3,492	(13) 1,595	109,248
MARTIN	CIRCUIT	6,047	2,073	1,017	14,139	15,176	1,146	2,457	(14) 580	42,635
MIAMI	CIR SUP	17,390	5,683	6,181	66,333	38,802	1,252			135,641
MONROE	ALL COURTS	51,070	16,830	7,910	117,632	111,153	14,922	16,853	*3,540	339,910
MONTGOMERY	CIRCUIT	3,643	6,781		15,092	1,838	401		*1,320	29,075
MONTGOMERY	COUNTY	11,392	153	2,275	64,943	30,819	2,772	4,536	(B) 120	117,010

Trial Court Revenues For The State

<u>COUNTY</u>	<u>COURT</u>	State Docket Fees	Judicial Fees	County Court Judicial Fees	Fines (State Law Violations)	Prosecutor's Fee (State Portion)	Violent Crime Fund	B.M.V. Fees	Other	Total Revenues For State Funds
MORGAN	CIR SUP CO	10,626	10,382	882	54,891	13,888	6,606	1,596		98,871
NEWTON	CIRCUIT	8,945	3,564							12,509
NEWTON	SUPERIOR	2,378	1,667	1,753	53,493	26,996	1,891	4,745		92,923
NOBLE	CIRCUIT	18,456	6,680		199	278				25,613
NOBLE	COUNTY	14,635		3,221	111,825	40,094	3,416	7,315	(B) 1,373	181,871
OHIO	CIR CO	1,858	934	297	10,252	4,754	160	689	(B) 286	19,230
ORANGE	CIRCUIT	2,051	3,708			196	133	6	*850	6,944
ORANGE	COUNTY	8,003		1,890	30,950	21,651	5,139	3,213	(A) 125	70,971
OWEN	CIRCUIT	6,515	4,193	1,003	32,370	15,652	1,045	2,164	*460	63,402
PARKE	CIRCUIT	7,239	2,962	1,071	10,325	15,101	1,191	2,049	(A) 516	40,454
PERRY	CIRCUIT	2,985	2,554	305	5,162	4,461		825		16,292
PIKE	CIRCUIT	1,492	2,289	44	2,561	787	275	81	*210	7,739
PORTER	ALL COURTS	98,339	35,616	15,408	351,189	205,758	15,023	21,015	*5,030	747,378
PORTER	COUNTY 1	(40,598)	(8,508)		(261,522)	(112,148)	(8,007)	(21,015)		(451,798)
POSEY	CIRCUIT	1,869	3,663		430	140	343		*550	6,995
POSEY	COUNTY	8,408		1,681	23,870	23,263	3,322	3,440	(B) 95	64,079
PULASKI	CIRCUIT	948	2,850		1,416	252	196		*390	6,052
PULASKI	COUNTY	4,959		1,129	18,967	13,443	1,510	2,436	(B) 100	42,544
PUTNAM	CIRCUIT	2,783	5,666	3	9,119	1,144	832		*1,280	20,827
PUTNAM	COUNTY	11,189		2,257	34,201	30,828	1,953	4,734	(H) 230	85,392
RANDOLPH	CIRCUIT	2,396	5,578		756	233	86		*1,020	10,069
RANDOLPH	COUNTY	687		553	3,413	857	548	30		6,088



Trial Court Revenues For The State

COUNTY	COURT	State Docket Fees	Judicial Fees	County Court Judicial Fees	Fines (State Law Violations)	Prosecutor's Fee (State Portion)	Violent Crime Fund	B.M.V. Fees	Other	Total Revenues For State Funds
RIPLEY	CIRCUIT	491	1,058	7	271	329	152	18		2,326
RUSH	CIRCUIT	2,165	4,269		560	140	134		*590	7,858
RUSH	COUNTY	6,768		1,757	32,427	18,971	2,490	5,931		68,344
SCOTT	ALL COURTS	13,951	4,637	2,236	37,978	31,752	2,537	5,616	*1,220	99,927
SCOTT	COUNTY	(11,165)		(2,236)	(36,814)	(31,752)		(5,682)	(B) (115)	(87,764)
SHELBY	CIR SUP CO	18,656	9,670	2,848	61,581	38,978	4,519	6,431		142,683
SPENCER	CIRCUIT	18,586	3,436	3,280	61,186	46,939	545	9,522		143,494
ST. JOSEPH	ALL COURTS	90,890	51,106	11,842	192,437	171,504	17,433	34,211	*7,380	576,803
STARKE	CIRCUIT	3,010	4,978		102,592	55,401	172		*580	166,733
STEUBEN	CIRCUIT	2,340	4,476		14,882	305			*670	22,673
STEUBEN	COUNTY	8,584		2,036	64,898	22,665	3,063	4,260		105,506
SULLIVAN	CIR CO	11,601	4,995	1,739	44,770	24,577	961	4,338	*850	93,831
SWITZERLAND	CIR CO	2,484	1,161	466	15,595	5,286	653	744	(15) 395	26,784
TIPPECANOE	CIRCUIT	3,308	7,211		151	140			*30	10,840
TIPPECANOE	COUNTY I & II	63,025	2,772	12,162	183,934	170,270	15,081			447,244
TIPPECANOE	SUPERIOR 1	5,140	6,606		1,500	70				13,316
TIPPECANOE	SUPERIOR 2	3,902	5,058		2,925	140				12,025
TIPTON	CIRCUIT	2,067	3,641		4,504	532			*710	11,454
UNION	CIRCUIT	3,703	2,153	616	13,587	10,376	449	1,677	(A) 120	32,681
VANDEBURGH	CIR SUP	88,320	35,489	13,825	256,225	190,568	11,703	35,367	(16) 6,262	637,759
VERMILLION	CIRCUIT	3,434	3,734	258	4,198	3,796		768	*730	16,918
VIGO	CIR SUP CO	17,237	22,277	746	12,190	11,270	1,312			65,032

Trial Court Revenues For The State

COUNTY	COURT	State Docket Fees	Judicial Fees	County Court Judicial Fees	Fines (State Law Violations)	Prosecutor's Fee (State Portion)	Violent Crime Fund	B.M.V. Fees	Other	Total Revenues For State Funds
WABASH	CIR CO	4,140	6,199	370	5,112	2,116	104	48	(17) 1,077	19,166
WARREN	CIRCUIT	6,520	1,958	1,114	30,241	16,240	1,093	3,090		60,256
WARRICK	CIRCUIT	3,589	5,660		1,792	392	396		96	11,925
WARRICK	SUPERIOR	21,422	6,730		72,923	55,412	5,684	10,421		172,592
WASHINGTON	CIRCUIT	2,291	4,003		1,970	327	64		*800	9,455
WAYNE	CIR SUP 1 & 2	8,036	13,671		2,993	448	397		*2,740	28,285
WAYNE	COUNTY	64,488	880	12,754	324,190	179,203	10,419	35,097	(B) 418	627,449
WELLS	CIRCUIT	2,100	4,166		120	98	16			6,500
WELLS	COUNTY	195		246	185	56	11	3		696
WHITE	CIRCUIT	2,871	4,911		2	56	32		*810	8,682
WHITE	COUNTY	12,471		2,619	38,409	34,538	3,000	5,147		96,184
WHITLEY	CIRCUIT	3,432	5,718		2,185	252				11,587
WHITLEY	COUNTY	403		295	5,768	532	592	21		7,611

Trial Court Revenues For The County

COUNTY	COURT	Court Costs	County Docket Fees	Service of Process & Cert. Mail Fees	Sheriff's Pension Fund	Jury Fees	Support Fees	Prosecutor's Fee (County Portion)	Alcohol & Drug Program Fees	Other	Total Revenues For County Funds
ADAMS	CIRCUIT	4,461	870	2,754							
ADAMS	COUNTY		16,140	2,257			1,025	52			
ALLEN	CIR SUP	276,718		2,257				8,478			9,162
BARTHOLOMEW	CIRCUIT	8,742		14,838	120,064		20,615	56,834		(18) 36,999	26,875
BARTHOLOMEW	COUNTY			6,402	2,246	7	2,726	56		(C) 2,586	526,068
BARTHOLOMEW	SUPERIOR		6,869	4,525	903			27,840	15	(C) 575	22,780
BENTON	CIRCUIT	3,537	5,388	5,031	1,765	6	2,726	44	37,935	(C) 2,586	71,778
BLACKFORD	CIRCUIT	3,894	4,090	2,282		5	630	3,468	11	(C) 3,261	19,038
BOONE	CIRCUIT	2,883		4,662			1,640	91		(C) 251	18,571
BOONE	COUNTY	820	6,976	2,231				32			14,628
BOONE	SUPERIOR	5,810		2,151				1,684			5,146
BROWN	CIRCUIT	2,591	10,586	2,326				56			11,631
CARROLL	CIRCUIT	4,222	8,851	1,685	1,922		760	6,812	315	(19) 759	8,192
CASS	CIRCUIT	7,509	600	2,985	369		1,080	3,988			25,430
CASS	SUPERIOR	2,710	17,940	942	2,721	10	1,736	20		(C) 2,863	21,495
CLARK	CIRCUIT	3,993		860	14,704			5,828		(C) 57	16,401
CLARK	COUNTY	4,116	43,145	650	2,500			44			42,099
CLARK	SUPERIOR	7,760		5,747	8,938			25,296	5,257		7,187
CLAY	CIRCUIT	5,057	140	2,050	9,000		1,235				92,499
CLAY	COUNTY		16,933	4,120			1,240	118			20,045
CLINTON	CIRCUIT	7,914		956				8,900		(C) 201	10,675
CLINTON	COUNTY	400	14,251	4,093		2	1,112	76		(C) 2,806	26,990
				5,307				7,940		(C) 2,829	16,003
											30,727

Trial Court Revenues for The County

<u>COUNTY</u>	<u>COURT</u>	<u>Court Costs</u>	<u>County Docket Fees</u>	<u>Service of Process &amp; Cert. Mail Fees</u>	<u>Sheriff's Pension Fund</u>	<u>Jury Fees</u>	<u>Support Fees</u>	<u>Prosecutor's Fee (County Portion)</u>	<u>Alcohol &amp; Drug Program Fees</u>	<u>Other</u>	<u>Total Revenues For County Funds</u>
CRAWFORD	CIRCUIT	1,313		1,431	569	365		52			3,730
CRAWFORD	COUNTY	66	5,855	510				3,572			10,003
DAVISS	ALL COURTS	4,773	13,450	781	5,329	680	470	6,364		(C) 3,094	34,941
DEARBORN	CIRCUIT	4,208		3,066			1,995			(C) 8,888	18,157
DEARBORN	COUNTY		16,682	1,922				5,166			23,770
DECATUR	CIRCUIT	4,413	197	3,273			1,110	74		(C) 2,178	11,245
DECATUR	COUNTY	278	14,383	1,330				9,739		(20) 1,512	27,242
DEKALB	CIRCUIT	6,814		1,882			5,560	8		(21) 5,325	19,589
DEKALB	SUPERIOR	5,596	23,069	1,450	9,412	30		9,820			49,377
DELAWARE	ALL COURTS	30,147	47,225	4,850	29,720	10	19,030	11,536			142,518
DUBOIS	CIRCUIT	7,320		5,425			2,030	843		(C) 3,133	18,751
DUBOIS	SUPERIOR		18,718	1,225		232		10,948		(C) 126	31,249
ELKHART	CIRCUIT	12,341		4,743	5,190		4,326	185			26,785
ELKHART	CO ELK		(30,030)	(26,086)		(5)		(1,900)		(C) (458)	(58,479)
ELKHART	CO-GOS		27,252	2,953		10		14,484		(C) 183	44,882
ELKHART	SUP 1 & 2/CO-ELK	17,176	30,746	39,099	2,250	89	5,011	2,240		(C) 9,245	105,856
FAYETTE	CIRCUIT	6,514	900	9,712			1,500	8		(C) 2,262	20,896
FAYETTE	COUNTY	50	12,646	6,011				6,776			25,483
FLOYD	CIR SUP	10,929		4,093			250	294		(C) 62	15,628
FLOYD	COUNTY	3,259	19,893	6,720				10,108	47,602		87,582
FOUNTAIN	CIRCUIT	4,765	6,151	4,206			1,875	2,328		5,788	25,113
FRANKLIN	CIRCUIT	6,239	8,650	5,002			1,020	6,661		(C) 1,240	28,812

Trial Court Revenues For The County

<u>COUNTY</u>	<u>COURT</u>	<u>Court Costs</u>	<u>County Docket Fees</u>	<u>Service of Process &amp; Cert. Mail Fees</u>	<u>Sheriff's Pension Fund</u>	<u>Jury Fees</u>	<u>Support Fees</u>	<u>Prosecutor's Fee (County Portion)</u>	<u>Alcohol &amp; Drug Program Fees</u>	<u>Other</u>	<u>Total Revenues For County Funds</u>
FULTON	CIR CO	4,795	12,773	7,426							
FULTON	COUNTY	(535)	(12,773)	(2,627)							
GIBSON	CIR CO	6,766	25,163	8,316			2,273	5,646		(C) 4,158	37,071
GRANT	CIRCUIT	7,375		712		10	325	(5,646)			(21,581)
GRANT	COUNTY		42,791	490	1,645		190	13,328			53,908
GRANT	SUPERIOR 1	4,185		490	8,960			56			9,978
GRANT	SUPERIOR 2	4,108		1,791	4,249			9,490	2,372	(22) 716	64,819
GREENE	CIRCUIT	5,457		1,105	3,648		1,350	48		(C) 221	11,844
GREENE	COUNTY		11,782	1,892	2,456		660	24		(C) 126	9,671
HAMILTON	CIRCUIT	5,524		1,508			300	123		(C) 2,280	12,508
HAMILTON	COUNTY	2,070	36,298	1,176	1,890		2,400	4,502		(C) 37	17,820
HAMILTON	SUPERIOR 1	4,207		782	6,334			132		(C) 1,614	12,736
HAMILTON	SUPERIOR 2	4,019		1,330	2,118			16,830		(23) 2,698	65,012
HANCOCK	CIRCUIT	5,371		2,074	2,112		3,390	145		(C) 1,030	12,220
HANCOCK	COUNTY	1,226	28,918	1,363	2,305		480	108		(C) 466	9,259
HANCOCK	SUPERIOR	5,485		3,731			6,380	43		(C) 4,282	19,744
HARRISON	CIRCUIT	4,140		1,042	2,343			17,297		594	51,766
HARRISON	COUNTY	264	12,848	2,104	1,280			36		(C) 4,042	12,948
HENDRICKS	ALL COURTS	12,013	33,605	1,090			970	56		(C) 1,418	9,968
HENRY	CIRCUIT	6,129		6,945	5,874	400		6,920			21,122
HENRY	COUNTY	1,701	19,771	8,603			1,370	16,116	34,067		110,390
HENRY	SUPERIOR	3,262		1,350			2,040	72		(C) 3,646	20,490
				3,596		10	900	6,204		140	29,166
								88		(C) 674	8,530

Trial Court Revenues For The County

<u>COUNTY</u>	<u>COURT</u>	<u>Court Costs</u>	<u>County Docket Fees</u>	<u>Service of Process &amp; Cert. Mail Fees</u>	<u>Sheriff's Pension Fund</u>	<u>Jury Fees</u>	<u>Support Fees</u>	<u>Prosecutor's Fee (County Portion)</u>	<u>Alcohol &amp; Drug Program Fees</u>	<u>Other</u>	<u>Total Revenues For County Funds</u>
HOWARD	CIRCUIT	8,096		4,487			6,115	64			18,762
HOWARD	COUNTY	1,629	56,832	223,364		20		28,516			310,361
HOWARD	SUP 1	6,577		7,884		62	4,815	116			19,454
HOWARD	SUP 2	4,338		6,148		9	3,545	96			14,136
HUNTINGTON	CIRCUIT	6,018	1,178		4,030		2,271	115		(C) 4,346	17,958
HUNTINGTON	COUNTY	174	20,835		5,956			8,336		(C) 894	36,195
JACKSON	CIRCUIT	7,340		4,736		181	3,070	44		(24) 2,046	17,417
JACKSON	COUNTY		41,749	815				27,540			70,104
JASPER	CIR CO	6,784	22,417	11,799		536	1,180	11,816		(C) 22,616	77,148
JAY	CIRCUIT	4,585		2,374			2,690	80			9,729
JAY	COUNTY	570	5,635	1,708				1,140			9,053
JEFFERSON	CIR CO	5,910	17,393	7,726			780	8,088		(C) 1,569	41,466
JEFFERSON	COUNTY	(5,910)	(17,393)	(6,131)			(780)	(7,080)			(37,294)
JENNINGS	CIRCUIT	4,297	4,935	1,725	2,704		1,980	148		(25) 1,531	17,320
JOHNSON	CIR SUP CO	19,911	16,862	22,112	1,417	130	4,220	4,194		(26) 12,802	81,648
JOHNSON	COUNTY	(1,722)	(16,862)	(13,137)	(704)	(10)		(3,894)			(36,329)
KNOX	CIRCUIT	3,599		1,214			40	16	764		5,633
KNOX	COUNTY	1,205	32,165	3,823				17,512			54,705
KNOX	SUPERIOR	2,893		4,148			534	72			7,647
KOSCIUSKO	CIR SUP	12,389		9,318		49	7,290	322		(27) 13,582	42,950
KOSCIUSKO	COUNTY		42,970	12,641		10		25,169		(C) 316	81,106
LAGRANGE	CIRCUIT	3,768		1,180	1,464		2,045	88		(28) 1,601	10,146

Trial Court Revenues For The County

<u>COUNTY</u>	<u>COURT</u>	<u>Court Costs</u>	<u>County Docket Fees</u>	<u>Service of Process &amp; Cert. Mail Fees</u>	<u>Sheriff's Pension Fund</u>	<u>Jury Fees</u>	<u>Support Fees</u>	<u>Prosecutor's Fee (County Portion)</u>	<u>Alcohol &amp; Drug Program Fees</u>	<u>Other</u>	<u>Total Revenues For County Funds</u>
LAGRANGE	COUNTY	126	16,145	130	970	147		9,900		501	27,919
LAKE	CIR/½CO I/CO II III	45,284	6,151,253	33,042	98,648	133	1,090	79,497			408,947
LAKE	JUV/CIV 3 4/½CO I	27,199	15,454	3,590	46,591	10	16,173	25		(C) 130	109,172
LAKE	SUP CIV 1 & 5	14,771		21,953		10		10		(C) 6,549	43,293
LAKE	SUP CIV 2	14,092		13,715						(C) 7,758	35,565
LAKE	SUP CRM 1-4	1,890		1,766		156		737		(29) 29,791	34,340
LAPORTE	CIRCUIT	11,337	30	6,857		30	1,340	56			19,650
LAPORTE	COUNTY LP		32,769	5,800				14,756		(C) 735	54,060
LAPORTE	COUNTY MC		63,322	10,032				81,081			154,435
LAPORTE	SUPERIOR 1	2,391		1,810			180			(C) 227	4,608
LAPORTE	SUPERIOR 2	1,948		2,078			40	8		30	4,104
LAWRENCE	CIRCUIT	5,674		1,170	2,132	20	330	28			9,354
LAWRENCE	COUNTY	248	29,148	60	1,430	30		14,760	32,790	(30) 106	78,572
LAWRENCE	SUPERIOR	2,599			1,090	2,510	210	32			6,441
MADISON	ALL COURTS	42,077	28,946	48,312		135	21,564	1,397		(31) 20,897	163,328
MARION	ALL COURTS	1,292,799		61,124	180,523	685	47,926	265,697	73,685	(32) 136,912	2,059,351
MARSHALL	CIR SUP CO	11,953	15,793	1,143	16,794	366	1,660	6,506			54,215
MARTIN	CIRCUIT	2,083	6,722	2,008			620	4,312			15,745
MIAMI	CIR SUP	9,303	23,106	10,996		9	2,265	10,817			56,496
MONROE	ALL COURTS	21,823	70,179	25,182		170	7,810	31,758	40,996	(C) 25,776	223,694
MONTGOMERY	CIRCUIT	9,672		1,530	4,218		1,200	639		(C) 3,208	20,467
MONTGOMERY	COUNTY	105	20,661		3,439			8,724	7,257		40,186

Trial Court Revenues For The County

<u>COUNTY</u>	<u>COURT</u>	<u>Court Costs</u>	<u>County Docket Fees</u>	<u>Service of Process &amp; Cert. Mail Fees</u>	<u>Sheriff's Pension Fund</u>	<u>Jury Fees</u>	<u>Support Fees</u>	<u>Prosecutor's Fee (County Portion)</u>	<u>Alcohol &amp; Drug Program Fees</u>	<u>Other</u>	<u>Total Revenues For County Funds</u>
MORGAN	CIR SUP CO	10,858	19,397	2,152	14,311	3	880	3,968			51,569
NEWTON	CIRCUIT	7,122		2,317		26	460				9,925
NEWTON	SUPERIOR	2,119	11,979	2,620		13		7,712			24,443
NOBLE	CIRCUIT	7,616		2,575	4,948		410	152	518		16,219
NOBLE	COUNTY		22,785	3,201				11,352	717	(C) 907	38,962
OHIO	CIR CO	792	2,463	822			290	1,152		(C) 1,378	6,897
ORANGE	CIRCUIT	3,084		2,530			1,735	60			7,409
ORANGE	COUNTY	564	16,180	2,400				6,192			25,336
OWEN	CIRCUIT	4,269	10,776	5,981		340	780	4,472		(C) 1,126	27,744
PARKE	CIRCUIT	2,853	7,157	2,665			770	4,286		(C) 2,004	19,735
PERRY	CIRCUIT	4,936	5,710	2,092	310			1,256			14,354
PIKE	CIRCUIT	2,607	3,098	2,506			860	226		(C) 2,162	11,459
PORTER	ALL COURTS	28,825	96,459	40,721		30	2,238	58,594	25	(C) 12,747	239,639
PORTER	COUNTY 1		(51,231)	(2,913)				(32,192)	(25)	(C) (88)	(86,449)
POSEY	CIRCUIT	4,210	220	2,892		66	2,000	40			9,428
POSEY	COUNTY		12,113					6,645			18,758
PULASKI	CIRCUIT	5,030		1,824			1,617	72		(C) 3,067	11,610
PULASKI	COUNTY		7,532	1,733				3,838			13,103
PUTNAM	CIRCUIT	6,757	31	3,111			30	334		(C) 3,588	13,851
PUTNAM	COUNTY	951	20,422	1,830				8,808	9,725	(C) 36	41,772
RANDOLPH	CIRCUIT	8,192		3,827			5,479	64		(C) 2,672	10,069
RANDOLPH	COUNTY	900	6,195	5,301				240			12,636



Trial Court Revenues For The County

COUNTY	COURT	Court Costs	County Docket Fees	Service of Process & Cert. Mail Fees	Sheriff's Pension Fund	Jury Fees	Support Fees	Prosecutor's Fee (County Portion)	Alcohol & Drug Program Fees	Other	Total Revenues For County Funds
RIPLEY	CIRCUIT	1,474	1,326	937							
RUSH	CIRCUIT	5,371					80	94			3,911
RUSH	COUNTY		14,547	1,190	2,275		320	44			9,200
SCOTT	ALL COURTS	7,121	11,155	7,140	2,785			5,416			22,748
SCOTT	COUNTY	(4,463)	(11,155)	(2,812)			660	9,076			35,152
SHELBY	CIR SUP CO	12,224	25,625	10,978		10,155	2,280	(8,932)			(27,362)
SPENCER	CIRCUIT	3,454	16,481	6,897				11,106	35,603	(C) 8,115	116,086
ST. JOSEPH	ALL COURTS	48,309	131,353	117,125			185	13,170			40,187
STARKE	CIRCUIT	5,252	3,465	4,124	10	75	36,175	49,044		(33) 18,920	401,001
STEUBEN	CIRCUIT	5,151		3,870		150		56			13,057
STEUBEN	COUNTY		13,703	1,202			2,290	84			11,395
SULLIVAN	CIR CO	5,702	12,603	3,027				6,632			21,537
SWITZERLAND	CIR CO	1,645	4,182	1,015			500	7,002		(34) 6,493	35,327
TIPPECANOE	CIRCUIT	11,299		820	1,673		1,200	1,470		(C) 1,451	10,963
TIPPECANOE	COUNTY I & II	2,531	92,573	490	27,890		680	60			14,532
TIPPECANOE	SUPERIOR 1	4,547		2,966	4,855			48,665	44,778	2,640	219,567
TIPPECANOE	SUPERIOR 2	3,566		1,912	3,242		4,230	20			16,618
TIPTON	CIRCUIT	5,630		2,875			3,260	40			12,020
UNION	CIRCUIT	3,764	3,080	1,919	152		170	152		(C) 1,011	9,838
VANDERBURGH	CIR SUP	61,726	137,673	11,063	54,933		1,245	2,916	421	(C) 708	14,205
VERMILLION	CIRCUIT	4,137	4,976	3,731		311	6,719	54,462		(35) 40,825	367,712
VIGO	CIR SUP CO	26,778	36,090	18,022		20	85	1,080			14,029
						20	700	3,200		(36) 9,900	94,710

Trial Court Revenues For The County

<u>COUNTY</u>	<u>COURT</u>	Court Costs	County Docket Fees	Service of Process & Cert. Mail Fees	Sheriff's Pension Fund	Jury Fees	Support Fees	Prosecutor's Fee (County Portion)	Alcohol & Drug Program Fees	Other	Total Revenues For County Funds
WABASH	CIR CO	7,302	5,437	1,470	5,728		1,120	540			21,597
WARREN	CIRCUIT	4,490	5,570	2,347		8	190	4,640			17,245
WARRICK	CIRCUIT	5,306	160	1,759		20	285	116	1,280		8,926
WARRICK	SUPERIOR	9,990	19,821	4,728		30	50	15,857	5,634		56,110
WASHINGTON	CIRCUIT	4,430	3,660	4,884			530	60			13,564
WAYNE	CIR SUP 1 & 2	17,967		10,714			1,590	128			30,399
WAYNE	COUNTY		86,981	10,702				51,168	6,931		155,782
WELLS	CIRCUIT	3,792		1,661	806	790	3,960	28		(C) 3,050	14,087
WELLS	COUNTY	14	3,962	1,322				16			5314
WHITE	CIRCUIT	7,733		3,908			960	4		(C) 630	13,235
WHITE	COUNTY		19,589	3,373				9,884			32,846
WHITLEY	CIRCUIT	7,841		1,174	3,019		3,850	72			15,956
WHITLEY	COUNTY		6,177	2,749				152			9,078

KEY AND FOOTNOTES TO REVENUES GENERATED BY  
CIRCUIT, SUPERIOR, COUNTY, PROBATE AND MUNICIPAL COURTS

- \* Domestic Violence Protection Fund. (DVPF)
- A) Department of Natural Resources.
- B) Fish and Game.
- C) Miscellaneous Fees.
- 1) DVPF - \$720; State Counsel Fees - \$10.
- 2) DVPF - \$2,680; Fish and Game - \$3,044.
- 3) DVPF - \$680; Fish and Game - \$113.
- 4) DVPF - \$850; Fish and Game - \$3,698.
- 5) DVPF - \$550; Juvenile Costs - \$1,106.
- 6) DVPF - \$2,090; Juvenile Costs - \$30.
- 7) DVPF - \$1,040; State Counsel Fee - \$30.
- 8) DVPF - \$580; Fish and Game - \$1,972.
- 9) DVPF - \$700; State Counsel Fee - \$236.
- 10) DVPF - \$2,060; Fish and Game - \$152,024.
- 11) DVPF - \$6,510; Fish and Game - \$980.
- 12) DVPF - \$6,000; State Counsel Fee - \$64.
- 13) DVPF - \$1,470; Conservation Fees - \$125.
- 14) DVPF - \$400; Department of Natural Resources - \$180.
- 15) DVPF - \$220; Fish and Game - \$175.
- 16) DVPF - \$4,710; State Counsel Fee - \$505; Department of Natural Resources - \$1,050.
- 17) DVPF - \$1,073; State Counsel Fee - \$4.
- 18) Miscellaneous Fees - \$35,724; Administration Fee - \$740; Other - \$535.
- 19) Restitution.
- 20) Mail Handling Fee.
- 21) Transcripts.
- 22) Citations.
- 23) Miscellaneous Fees - \$383; Administration Fee - \$2,315.
- 24) Miscellaneous Fees - \$1,826; Probation Fees - \$220.
- 25) Miscellaneous Fees - \$1,251; Bail Administration Fee - \$280.
- 26) Miscellaneous - \$11,430; County Fish and Game Violations - \$1,372.
- 27) Miscellaneous - \$7,929; Fish and Game - \$5,653.
- 28) Pauper Attorney Fees.
- 29) Miscellaneous - \$4,241; Administration Fee - \$25,500.
- 30) Jury Costs.
- 31) Miscellaneous - \$14,462; Administration Fee - \$6,435.
- 32) Counseling Fees - \$109,620; Cash Bond Administration Fee - \$27,292.

33) Miscellaneous - \$9,693; Bond Administration Fee - \$9,227.

34) Bond Administration Fee.

35) Bond Retention Fee.

36) Bond Administration Fee.

Circuit, Superior, County, Municipal and Probate Court Expenditures

<u>COUNTY</u>	<u>COURT</u>	Judge(s)- Salary Part Paid by County	Court Commis- sioner(s)	Court Reporter(s)	Court Bailliff(s)	Probation Officer(s)	Probation Office Staff & Expenses	Jury Commis- sioner(s)	Court Adminis- trator(s)	Court Adminis- trator's Staff
ADAMS	CIR PROB									
ADAMS	CIRCUIT	4,500		24,301	6,955					
ADAMS	COUNTY	7,625		19,574	6,686			1,000		
ALLEN	CIRCUIT	9,500		13,800	13,150					
ALLEN	SUPERIOR	76,000	70,192	91,144		113,180	30,851	630	16,775	10,960
BARTHOLOMEW	CIRCUIT	6,500		11,479	3,333	341,416	55,668		21,550	39,280
BARTHOLOMEW	COUNTY	7,625		10,285	8,239	35,473	8,278	140		
BARTHOLOMEW	SUPERIOR	6,500		10,689	8,889		38,713			
BENTON	CIR PROB									
BENTON	CIRCUIT	5,040		10,260	5,751	15,000				
BLACKFORD	CIRCUIT	4,500		15,239	8,000	18,366		110	300	
BOONE	CIRCUIT	6,500		16,600	7,704	21,400	9,000	350		
BOONE	COUNTY	7,625		8,400	7,500			500		
BOONE	SUPERIOR	6,500		16,975	8,146					
BROWN	CIRCUIT	6,500	3,500	16,800	4,800	8,400	350	500		
CARROLL	CIR CCF		3,813	7,738						
CARROLL	CIRCUIT	4,500		17,294	5,165	10,240	3,222	600		
CASS	CIRCUIT	6,500	1,200	9,350	7,550	9,900		400		
CASS	SUPERIOR	5,688	600	9,050	8,858	7,700				
CLARK	CIRCUIT	6,500		24,075	6,820	1,620				
CLARK	COUNTY	12,625		23,275	10,225	2,769		2,000		
CLARK	SUPERIOR	6,500		13,525	6,820					

Circuit, Superior, County, Municipal and Probate Court Expenditures

<u>COUNTY</u>	<u>COURT</u>	Judge(s)- Salary Part Paid by County	Court Commis- sioner(s)	Court Reporter(s)	Court Bailliff(s)	Probation Officer(s)	Probation Office Staff & Expenses	Jury Commis- sioner(s)	Court Adminis- trator(s)	Court Adminis- trator's Staff
CLAY	CIRCUIT	4,500		20,330	3,745	10,165	509	510		
CLAY	COUNTY	7,625		8,350	7,900					
CLINTON	CIRCUIT	6,500		8,775		11,550	6,100	400		
CLINTON	COUNTY	7,625		8,360	6,765	8,000				
CRAWFORD	CIRCUIT	2,895		3,500	1,600			500		
CRAWFORD	COUNTY	3,681		4,470	1,483					
DAVISS	CIRCUIT	4,500		10,424	1,494	12,332	11,708	315		
DAVISS	COUNTY	7,625		10,424	1,000					
DEARBORN	CIRCUIT	7,000		11,500	6,125	10,425		600		
DEARBORN	COUNTY	8,125		11,500	8,900			428		
DECATUR	CIRCUIT	4,725		17,000	824	11,753		300		
DECATUR	COUNTY	7,625		7,840	6,192	2,247				
DEKALB	CIR & SUP PROB					25,803	6,806			
DEKALB	CIRCUIT	6,500		21,934	8,660			450		
DEKALB	SUPERIOR	6,500		19,391	8,389					
DELAWARE	ALL & ADULT PROB	53,500	31,500	63,200	120,000	65,000		11,200		
DELAWARE	JUV PROB					86,724	18,400			
DUBOIS	CIRCUIT	5,753		15,100	15	9,717		60		
DUBOIS	SUPERIOR	5,156		9,100	2,700	8,400				
ELKHART	CIR & PROB DEPT	9,500		17,860	10,260	71,171	19,481	1,600		
ELKHART*	CO - ELK	7,625		15,532	10,122					
ELKHART	CO - GOS	7,625		15,532	10,812					

Circuit, Superior, County, Municipal and Probate Court Expenditures

<u>COUNTY</u>	<u>COURT</u>	Judge(s)- Salary Part Paid by County	Court Commis- sioner(s)	Court Reporter(s)	Court Bailliff(s)	Probation Officer(s)	Probation Office Staff & Expenses	Jury Commis- sioner(s)	Court Adminis- trator(s)	Court Adminis- trator's Staff
ELKHART	PROB. DEPT.									
ELKHART	PUBLIC DEF.					198,672	48,054			
ELKHART	SUPERIOR 1	9,500		15,532	14,551					
ELKHART	SUPERIOR 2	11,330		25,338	10,884			900		
FAYETTE	CIRCUIT	4,800		10,436	9,816			900		
FAYETTE	COUNTY	7,625		9,356	9,356	18,510	8,072	275		2,000
FLOYD	CIRCUIT	6,500		13,739	5,725	20,120	10,877	4,494		
FLOYD	COUNTY	10,625		11,560	5,000	10,000				
FLOYD	SUPERIOR	6,500		11,560	7,500	5,500				
FOUNTAIN	CIRCUIT	5,000	1,650	13,200	6,700	10,400			200	
FRANKLIN	CIRCUIT	4,500		10,900	7,587	10,000			300	
FULTON	CIRCUIT	4,500		9,800	8,800	10,400	3,750	144		
FULTON	COUNTY	3,813		8,500	7,500					
GIBSON	CIRCUIT	7,500		11,910	10,070	11,475	6,919	500		
GIBSON	COUNTY	7,625		10,180	9,180	500		250		
GRANT	CIR & SUP PROB					80,753	46,720			
GRANT	CIRCUIT	6,500		11,190	9,090					
GRANT	COUNTY	7,625		11,590	9,090			500		
GRANT	SUPERIOR 1	6,500		11,190	9,090					
GRANT	SUPERIOR 2	6,500		11,190	9,090			400		
GREENE	CIRCUIT	4,500		10,362	6,480	10,860	7,305	400		
GREENE	COUNTY	3,813		8,200	7,600			208		

Circuit, Superior, County, Municipal and Probate Court Expenditures

COUNTY	COURT	Judge(s)- Salary Part Paid by County	Court Commis- sioner(s)	Court Reporter(s)	Court Bailiff(s)	Probation Officer(s)	Probation Office Staff & Expenses	Jury Commis- sioner(s)	Court Adminis- trator(s)	Court Adminis- trator's Staff
HAMILTON	CIRCUIT	6,500		19,400	9,336	31,059		900	13,400	
HAMILTON	COUNTY	7,625		11,000	8,000	3,000				
HAMILTON	SUPERIOR 1	6,500		9,700	12,200	4,650				26,500
HAMILTON	SUPERIOR 2	6,500		10,500	11,800	4,650				
HANCOCK	CIRCUIT	6,500		8,935	8,025	9,959	3,379	450		
HANCOCK	COUNTY	7,625		8,935	8,400	10,000				
HANCOCK	SUPERIOR	6,500		8,935	8,125	5,846	4,735	395		
HARRISON	CIRCUIT	4,500		8,000	4,000	14,500	7,037	700		
HARRISON	COUNTY	3,813		4,600	4,600					
HENDRICKS	ALL COURTS PROB					92,466				
HENDRICKS	CIRCUIT	6,500		11,594	10,212			850	9,844	
HENDRICKS	SUPERIOR I	6,500		22,260	9,504					
HENDRICKS	SUPERIOR II	6,500		22,260	9,504			200	9,504	
HENRY	CIRCUIT	6,500		9,400	9,200			400		
HENRY	COUNTY	7,625		9,000	7,200					
HENRY	SUPERIOR	6,500		9,400	8,000			200		
HOWARD	CIRCUIT	6,500	7,900	14,348	9,495	83,900	16,780	250		
HOWARD	COUNTY	7,625		11,600	9,495					
HOWARD	SUPERIOR 1	6,500		11,600	9,495					
HOWARD	SUPERIOR 2	6,500		11,600	9,495					
HUNTINGTON	CIRCUIT	6,500		9,863	6,120	20,093	7,220	300		1,078
HUNTINGTON	COUNTY	7,625		9,786	5,946	10,598				



Circuit, Superior, County, Municipal and Probate Court Expenditures

<u>COUNTY</u>	<u>COURT</u>	Judge(s)- Salary Part Paid by County	Court Commis- sioner(s)	Court Reporter(s)	Court Bailliff(s)	Probation Officer(s)	Probation Office Staff & Expenses	Jury Commis- sioner(s)	Court Adminis- trator(s)	Court Adminis- trator's Staff
JACKSON	CIR PROB									
JACKSON	CIRCUIT	11,449		9,905	5,472	23,432	7,674			
JACKSON	COUNTY	11,449		9,905	5,472			100		
JASPER	CIRCUIT	4,614		14,675	8,804	12,425	9,237	300		
JASPER	COUNTY	7,625		11,033	9,671					
JAY	CIRCUIT	4,500		18,340	6,800	21,670	7,800		7,625	
JAY	COUNTY	4,000		9,200	7,833					
JEFFERSON	CIRCUIT	5,330	12,580	10,300	11,080	10,300		600		
JEFFERSON	COUNTY	8,629	11,010	8,410						
JENNINGS	CIRCUIT	4,500		13,100	5,250	10,500			8,650	
JOHNSON	CIRCUIT	9,567	12,623	32,963	1,073	50,210		300		
JOHNSON	COUNTY	7,625		8,481	8,133			428		
JOHNSON	SUPERIOR	9,312		10,261		24,600		300		
KNOX	CIRCUIT	4,883		9,250	3,375					
KNOX	COUNTY	10,125		8,350	6,750					
KNOX	SUPERIOR	6,500		13,486	6,377	18,240	6,559			
KOSCIUSKO	CIRCUIT	6,500		15,408	3,382	3,504	21,487			
KOSCIUSKO	COUNTY	7,625		9,800	8,540					
KOSCIUSKO**	SUPERIOR	6,500		10,052	3,275	20,212				
LAGRANGE	CIRCUIT	4,125		8,708	4,967	8,784				
LAGRANGE	COUNTY	6,990		8,523				460		
LAKE	CIRCUIT	12,651	21,649	17,078	30,077	2,750				
								20,165		

Circuit, Superior, County, Municipal and Probate Court Expenditures

<u>COUNTY</u>	<u>COURT</u>	Judge(s)- Salary Part Paid by County	Court Commis- sioner(s)	Court Reporter(s)	Court Bailliff(s)	Probation Officer(s)	Probation Office Staff & Expenses	Jury Commis- sioner(s)	Court Adminis- trator(s)	Court Adminis- trator's Staff
LAKE	COUNTY I	7,921		15,862	41,079	41,279				
LAKE	COUNTY II	7,924	50,691	26,036	58,124	42,459				
LAKE	COUNTY III	7,921	39,993	35,724	83,032	42,264				
LAKE	SUP CIV 1-5	62,150	53,721	73,812	136,529				43,099	
LAKE	SUP CRM 1 - 4	49,720	24,765	203,595	181,870					
LAKE	SUP JUV	12,230	74,639	63,530	40,465		132,203		22,018	
LAKE	SUP JUV PROB					582,660				
LAKE	SUP PROB DEPT					169,906	62,342			
LAKE	SUP PUB DEF									
LAPORTE	CIRCUIT	6,500	15,600	24,894	9,303	48,316	26,984	800		
LAPORTE	COUNTY LP	7,625		15,679	10,151	11,730				
LAPORTE	COUNTY MC	7,625		15,679	12,140	25,881	9,108			
LaPORTE	SUPERIOR 1	6,500		19,709	19,474	28,591		800	11,394	
LAPORTE	SUPERIOR 2	6,500		16,892	9,737	58,333	11,456	800		9,303
LAWRENCE	CIRCUIT	7,300		21,080	9,400	25,165	19,337	300		
LAWRENCE	COUNTY	8,375		19,800	9,400					
LAWRENCE	SUPERIOR	7,300		11,045	7,563					
MADISON	CIRCUIT	9,500	15,095	35,800	22,580	30,404	9,569	600		
MADISON	COUNTY 1 & 2	15,250		24,300	27,956	10,112				
MADISON	SUP 1 2 3	28,500	43,545	85,489	73,730	132,082				
MARION	CIRCUIT	9,500	28,095	29,000	23,000			19,200		
MARION	MUNICIPAL	119,919	11,141	200,649	446,193	204,516	59,056			

Circuit, Superior, County, Municipal and Probate Court Expenditures

<u>COUNTY</u>	<u>COURT</u>	Judge(s)- Salary Part Paid by County	Court Commis- sioner(s)	Court Reporter(s)	Court Bailliff(s)	Probation Officer(s)	Probation Office Staff & Expenses	Jury Commis- sioner(s)	Court Adminis- trator(s)	Court Adminis- trator's Staff
MARION	SUP CIV 1	9,500		15,000	22,800					
MARION	SUP CIV 2	9,500		15,000	35,500					
MARION	SUP CIV 3	9,500		15,000	22,690				12,500	
MARION	SUP CIV 4	9,500		14,279	21,692				11,500	
MARION	SUP CIV 5	9,500		30,000	35,800					
MARION	SUP CIV 6	9,500		15,000	22,558					
MARION	SUP CIV 7	9,500		15,000	29,562					
MARION	SUP CRM PROB					209,967	69,647			
MARION	SUP CRM 1	9,500	14,400	26,727	21,831					
MARION	SUP CRM 2	9,500	14,400	26,726	21,830					
MARION	SUP CRM 3	9,500	14,400	26,726	28,524					
MARION	SUP CRM 4	9,500	14,400	26,726	21,830					
MARION	SUP JUV	9,500	75,599	123,735	58,890	769,383	8,328		27,481	269,058
MARION	SUP PROBATE	9,500	80,735	30,000	11,500				4,820	
MARSHALL	ALL COURTS PROB						71,656			
MARSHALL	CIRCUIT	6,500		10,779	7,136			60		
MARSHALL	COUNTY	7,625		10,779	7,136					
MARSHALL	SUPERIOR	6,500		11,279	7,136			120		
MARTIN	CIRCUIT	5,904		7,510	1,250	3,125		250		
MIAMI	CIRCUIT	6,500		13,517	9,404			500		
MIAMI	PROBATION					30,799	6,733			
MIAMI	SUPERIOR	6,500		10,480	10,480					

Circuit, Superior, County, Municipal and Probate Court Expenditures

<u>COUNTY</u>	<u>COURT</u>	Judge(s)- Salary Part Paid by County	Court Commis- sioner(s)	Court Reporter(s)	Court Bailliff(s)	Probation Officer(s)	Probation Office Staff & Expenses	Jury Commis- sioner(s)	Court Adminis- trator(s)	Court Adminis- trator's Staff
MONROE	CIR SUP & PROB	26,000	18,825	79,805	22,760	139,876	7,795	850	18,360	21,510
MONTGOMERY	CIRCUIT	6,500		8,214	6,561	10,503	10,000	100		
MONTGOMERY	COUNTY	7,625		8,214	6,621					
MORGAN	CIR & SUP PROB					38,600				
MORGAN	CIRCUIT	6,500		9,500	8,500			420		
MORGAN	COUNTY	7,625		9,300	8,500					
MORGAN	SUPERIOR	6,500		9,529	9,133					
NEWTON	CIRCUIT	4,500		11,508	3,816	10,038		140	7,430	
NEWTON	SUPERIOR	2,250		5,754	228			472	8,316	
NOBLE	CIRCUIT	6,500		13,939	8,905	45,488	7,967	160		
NOBLE	COUNTY	7,625		10,100	9,100					
OHIO	CIRCUIT	1,150		1,565	40	1,175		400		
OHIO	COUNTY	3,813		3,618	410					
ORANGE	CIRCUIT	4,860		8,856	6,804	7,344				
ORANGE	COUNTY	7,625		8,580	240			63		
OWEN	CIR PROB					16,450				
OWEN	CIRCUIT	4,500		8,588	3,806			250		
PARKE	CIRCUIT	4,500		10,976	7,232	10,704		110		
PERRY	CIRCUIT	4,500		8,815		11,318	8,600	115		
PIKE	CIRCUIT	4,313	3,588	17,832	5,220	9,770		540		
PORTER	CIR & SUP	30,000	19,750	52,100	34,000	128,900				
PORTER	COUNTY 1	7,625		12,000	10,600					

Circuit, Superior, County, Municipal and Probate Court Expenditures

<u>COUNTY</u>	<u>COURT</u>	Judge(s)- Salary Paid by County	Court Commis- sioner(s)	Court Reporter(s)	Court Bailiff(s)	Probation Officer(s)	Probation Office Staff & Expenses	Jury Commis- sioner(s)	Court Adminis- trator(s)	Court Adminis- trator's Staff
PORTER	COUNTY 2	7,625		10,200	9,400					
POSEY	CIRCUIT	4,500		24,611	10,789	11,378	1,107	600	11,602	
POSEY	COUNTY	7,625		10,000	8,685					
PULASKI	CIRCUIT	4,500		10,400	8,050	14,900		500	10,400	
PULASKI	COUNTY	3,813		8,800	4,400					
PUTNAM	CIRCUIT	4,500		13,762	8,239	18,762		400		
PUTNAM	COUNTY	7,625		8,004	7,245					
RANDOLPH	CIRCUIT	9,476		10,243		18,001		400		
RANDOLPH	COUNTY	4,117		9,200		3,500				
RIPLEY	CIRCUIT	4,500		18,000	1,500	8,750		280		
RUSH	CIRCUIT	4,500		9,265	100	19,842	7,800		9,265	
RUSH	COUNTY	7,625		8,600					6,600	
SCOTT	CIRCUIT	4,500		10,188	5,412	10,500		450		
SCOTT	COUNTY	7,625		8,100	7,440					
SHELBY	CIRCUIT	6,500		9,860	9,860			764		
SHELBY	COUNTY	7,625		10,016	9,375		9,167			
SHELBY	SUPERIOR	6,500		9,898	18,418	16,000				
SPENCER	CIRCUIT	4,500		9,337		12,960		900		
ST. JOSEPH	CIRCUIT	9,500		20,114	8,860			1,200		
ST. JOSEPH	JUV PROB					215,572	56,869			
ST. JOSEPH	PROBATE	9,500		20,114	8,861			300		
ST. JOSEPH	SUP & PUB DEF	75,999		138,483	61,855			2,400		

Circuit, Superior, County, Municipal and Probate Court Expenditures

<u>COUNTY</u>	<u>COURT</u>	Judge(s)- Salary Part Paid by County	Court Commis- sioner(s)	Court Reporter(s)	Court Bailiff(s)	Probation Officer(s)	Probation Office Staff & Expenses	Jury Commis- sioner(s)	Court Adminis- trator(s)	Court Adminis- trator's Staff
ST. JOSEPH	SUP PROB						132,869			
STARKE	CIRCUIT	4,500		17,293	7,454	8,250		180		
STEUBEN	CIRCUIT	4,500		10,200	8,947	19,926	275	140		
STEUBEN	COUNTY	7,625		9,811	6,965	4,928				
SULLIVAN	CIRCUIT	7,445		9,600	3,367	8,081		435		
SULLIVAN	COUNTY	3,813		8,325	7,000	4,300				
SWITZERLAND	CIRCUIT	1,235		2,396	3,461	2,396		460		
SWITZERLAND	COUNTY	3,813		6,006	1,904			150		
TIPPECANOE	CIR & PUB DEF	6,500	13,861	12,386	8,348	53,561	8,543	334		
TIPPECANOE	COUNTY	7,625		12,468	8,239			367		
TIPPECANOE	SUPERIOR 1	6,500		23,521	5,607			140		
TIPPECANOE	SUPERIOR 2	6,500		12,576	5,607			56		
TIPTON	CIR PROB						29,136			
TIPTON	CIRCUIT	4,500	3,333	11,730	8,232			600		
UNION	CIRCUIT	4,500		9,350	140	6,000		300		
VANDEBURGH	CIRCUIT	12,450		47,966	25,006	65,954	8,927	2,333		
VANDEBURGH	SUPERIOR	87,143	46,842	139,970	158,673	215,904			27,994	11,692
VERMILLION	CIRCUIT	5,870		10,743	7,745	10,955		350		
VIGO	ALL COURTS	44,500		73,962	35,639	65,155	9,969	765	1,670	19,396
WABASH	CIRCUIT	6,500		10,250	7,200	10,500		80		
WABASH	COUNTY	7,625		8,800	7,200					
WARREN	CIRCUIT	4,500		9,560	7,543	10,500		250		

Circuit, Superior, County, Municipal and Probate Court Expenditures

<u>COUNTY</u>	<u>COURT</u>	Judge(s)- Salary Part Paid by County	Court Commis-	Court Reporter(s)	Court Bailliff(s)	Probation Officer(s)	Probation Office Staff & Expenses	Jury Commis- sioner(s)	Court Adminis- trator(s)	Court Adminis- trator's Staff
WARRICK	CIR & SUP	21,000		23,010	18,813	17,857		620		
WASHINGTON	CIRCUIT	6,105	1,000	9,450	6,300	5,000		150		
WAYNE	ALL COURTS PROB					72,941				
WAYNE	CIRCUIT	9,500		13,189	14,810			1,089		
WAYNE	COUNTY	11,375		18,442	11,663					
WAYNE	SUPERIOR 1	9,500		11,253	10,043					
WAYNE	SUPERIOR 2	9,500		11,253	9,026					
WELLS	CIRCUIT	4,500		11,700	7,500	6,250		150		
WELLS	COUNTY	7,625		8,560	7,450	1,940				
WHITE	CIRCUIT	4,500		13,476	6,000	12,123	8,511	60		
WHITE	COUNTY	7,625		11,044	6,100		491		8,500	
WHITLEY	CIRCUIT	4,500		11,000	6,500	21,904	7,200	400		
WHITLEY	COUNTY	7,625		7,200						

Circuit, Superior, County, Municipal and Probate Court Expenditures

<u>COUNTY</u>	<u>COURT</u>	<u>Court Secretary(ies)</u>	<u>Law Clerk(s) or Intern(s)</u>	<u>Extra Help (Vacation Employees)</u>	<u>Public Defenders-Salaried</u>	<u>Public Defender's Staff &amp; Exp.</u>	<u>Other Employees</u>	<u>Per Diem of Special Judges</u>	<u>Per Diem of Judges-Venued Cases</u>	<u>Per Diem-Ct. Reporters-Venued Cases</u>
ADAMS	CIR PROB									
ADAMS	CIRCUIT									
ADAMS	COUNTY							592		
ALLEN	CIRCUIT	15,770						1,496	60	48
ALLEN	SUPERIOR	145,674	74,835	1,340	133,750	55,605		12,425		
BARTHOLOMEW	CIRCUIT	14,958						1,425		
BARTHOLOMEW	COUNTY	38,562			19,250		119,960	3,336	130	40
BARTHOLOMEW	SUPERIOR			3,229				1,652		
BENTON	CIR PROB							3,644		
BENTON	CIRCUIT	849	164	240						
BLACKFORD	CIRCUIT			1,375				625		
BOONE	CIRCUIT							752	580	464
BOONE	COUNTY							1,567	2,430	1,944
BOONE	SUPERIOR							1,000		
BROWN	CIRCUIT							1,609	1,870	1,512
CARROLL	CIR CCF							3,000	2,500	2,000
CARROLL	CIRCUIT		100							
CASS	CIRCUIT	7,850				10,200		2,798	400	320
CASS	SUPERIOR	7,235						905	140	96
CLARK	CIRCUIT			1,200				1,340		
CLARK	COUNTY				41,441			8,619	170	136
CLARK	SUPERIOR				11,000	(1)10,225		500		
								4,409		



Circuit, Superior, County, Municipal and Probate Court Expenditures

<u>COUNTY</u>	<u>COURT</u>	Court Secretary(ies)	Law Clerk(s) or Intern(s)	Extra Help (Vacation Employees)	Public Defenders-Salaried	Public Defender's Staff & Exp.	Other Employees	Per Diem of Special Judges	Per Diem of Judges-Venued Cases	Per Diem-Ct. Reporters-Venued Cases
CLAY	CIRCUIT							5,237	3,470	2,816
CLAY	COUNTY							600		
CLINTON	CIRCUIT							2,327	700	560
CLINTON	COUNTY							875		
CRAWFORD	CIRCUIT							2,000	500	400
CRAWFORD	COUNTY							1,000		
DAVISS	CIRCUIT	8,914						6,668	50	160
DAVISS	COUNTY			300				2,063		
DEARBORN	CIRCUIT	8,900			10,075		300	2,000	300	200
DEARBORN	COUNTY				100			1,029		
DECATUR	CIRCUIT							3,235	900	792
DECATUR	COUNTY							1,000		
DEKALB	CIR & SUP PROB									
DEKALB	CIRCUIT							1,575	1,240	600
DEKALB	SUPERIOR							2,307	260	200
DELAWARE	ALL & ADULT PROB	60,783			42,000	12,000		11,986	1,510	1,208
DELAWARE	JUV PROB									
DUBOIS	CIRCUIT						(2) 1,200	1,384	320	477
DUBOIS	SUPERIOR						(3) 792	1,144		30
ELKHART	CIR & PROB DEPT	12,600						5,413		
ELKHART *	CO - ELK	11,820		750				1,250	250	150
ELKHART	CO - GOS	20,102						1,825		

Circuit, Superior, County, Municipal and Probate Court Expenditures

COUNTY	COURT	Court Secretary(ies)	Law Clerk(s) or Intern(s)	Extra Help (Vacation Employees)	Public Defenders-Salaried	Public Defender's Staff & Exp.	Other Employees	Per Diem of Special Judges	Per Diem of Judges-Venued Cases	Per Diem-Ct. Reporters-Venued Cases
ELKHART	PROB. DEPT.		3,827	1,757			(4) 36,828			
ELKHART	PUBLIC DEF.				65,058	22,615				
ELKHART	SUPERIOR 1	12,600						525		244
ELKHART	SUPERIOR 2	12,600						475		
FAYETTE	CIRCUIT	250						2,637	320	16
FAYETTE	COUNTY							1,398		150
FLOYD	CIRCUIT			350	18,500			2,000	500	
FLOYD	COUNTY				8,000			574		
FLOYD	SUPERIOR			21,000					1,138	
FOUNTAIN	CIRCUIT	75						1,453	1,250	112
FRANKLIN	CIRCUIT		50					1,770		
FULTON	CIRCUIT				9,600			1,769	580	72
FULTON	COUNTY							772		
GIBSON	CIRCUIT							3,369	717	1,149
GIBSON	COUNTY							622		
GRANT	CIR & SUP PROB						(5) 7,917			
GRANT	CIRCUIT			900	11,540	1,000		2,000	400	150
GRANT	COUNTY							2,000		
GRANT	SUPERIOR 1				3,594	573		3,500	100	
GRANT	SUPERIOR 2				11,540	355		1,332	380	96
GREENE	CIRCUIT								710	232
GREENE	COUNTY								10	8

Circuit, Superior, County, Municipal and Probate Court Expenditures

<u>COUNTY</u>	<u>COURT</u>	<u>Court Secretary(ies)</u>	<u>Law Clerk(s) or Intern(s)</u>	<u>Extra Help (Vacation Employees)</u>	<u>Public Defenders-Salaried</u>	<u>Public Defender's Staff &amp; Exp.</u>	<u>Other Employees</u>	<u>Per Diem of Special Judges</u>	<u>Per Diem of Judges-Venued Cases</u>	<u>Per Diem-Ct. Reporters-Venued Cases</u>
HAMILTON	CIRCUIT			5,611			(6) 18,208	9,244	1,310	72
HAMILTON	COUNTY		1,000				41,180	5,000	500	100
HAMILTON	SUPERIOR 1	9,700	5,000				(7) 26,500	5,925	1,530	1,083
HAMILTON	SUPERIOR 2	9,300	881				(8) 17,267	1,844	2,430	912
HANCOCK	CIRCUIT							3,887	3,173	457
HANCOCK	COUNTY							3,000		
HANCOCK	SUPERIOR							4,369	2,420	490
HARRISON	CIRCUIT	7,125						2,709	170	206
HARRISON	COUNTY							1,450		
HENDRICKS	ALL COURTS PROB									
HENDRICKS	CIRCUIT		781	250				3,614	2,260	1,816
HENDRICKS	SUPERIOR I							1,335	20	8
HENDRICKS	SUPERIOR II						(9) 7,320	2,000		
HENRY	CIRCUIT				8,422			3,493	730	240
HENRY	COUNTY							1,259		
HENRY	SUPERIOR									
HOWARD	CIRCUIT							673	90	68
HOWARD	COUNTY						(10) 15,779	486	200	160
HOWARD	SUPERIOR 1							600	180	144
HOWARD	SUPERIOR 2							747	60	48
HUNTINGTON	CIRCUIT			318				2,792	870	232
HUNTINGTON	COUNTY							3,356		

Circuit, Superior, County, Municipal and Probate Court Expenditures

COUNTY	COURT	Court Secretary(ies)	Law Clerk(s) or Intern(s)	Extra Help (Vacation Employees)	Public Defenders-Salaried	Public Defender's Staff & Exp.	Other Employees	Per Diem of Special Judges	Per Diem of Judges-Venued Cases	Per Diem-Ct. Reporters-Venued Cases
JACKSON	CIR PROB									
JACKSON	CIRCUIT						(11) 15,198	7,147	1,830	384
JACKSON	COUNTY	7,100						987		
JASPER	CIRCUIT	8,338						2,238	3,610	4,205
JASPER	COUNTY							1,153	230	199
JAY	CIRCUIT				12,000			3,633	110	88
JAY	COUNTY							891		
JEFFERSON	CIRCUIT						(12) 10,960	9,398	370	376
JEFFERSON	COUNTY							796		
JENNINGS	CIRCUIT						(13) 7,880		2,050	1,808
JOHNSON	CIRCUIT						(14) 744	4,199	2,340	2,180
JOHNSON	COUNTY					12,687	(15) 8,948	1,854		
JOHNSON	SUPERIOR				12,500		(16) 17,956	4,500	600	500
KNOX	CIRCUIT			158				575	280	200
KNOX	COUNTY							787		
KNOX	SUPERIOR				11,500			1,839	10	
KOSCIUSKO	CIRCUIT							1,715	2,710	135
KOSCIUSKO	COUNTY	8,440	955					38		
KOSCIUSKO**	SUPERIOR	6,150						850	250	80
LAGRANGE	CIRCUIT	6,417			8,250			2,706	30	
LAGRANGE	COUNTY				2,750			179		
LAKE	CIRCUIT		12,000			1,680	(17) 18,825	5,310	30	

Circuit, Superior, County, Municipal and Probate Court Expenditures

<u>COUNTY</u>	<u>COURT</u>	<u>Court Secretary(ies)</u>	<u>Law Clerk(s) or Intern(s)</u>	<u>Extra Help (Vacation Employees)</u>	<u>Public Defenders-Salaried</u>	<u>Public Defender's Staff &amp; Exp.</u>	<u>Other Employees</u>	<u>Per Diem of Special Judges</u>	<u>Per Diem of Judges-Venued Cases</u>	<u>Per Diem-Ct. Reporters-Venued Cases</u>
LAKE	COUNTY I	54,645			37,526		(18) 34,100	500		
LAKE	COUNTY II	44,418		9,946				525		
LAKE	COUNTY III	56,677		11,518			(19) 16,860	1,900		
LAKE	SUP CIV 1-5		31,917				(20) 89,073	2,822		
LAKE	SUP CRM 1 - 4	121,292	29,248				(21) 35,110	9,625		
LAKE	SUP JUV				32,024			998		
LAKE	SUP JUV PROB									
LAKE	SUP PROB DEPT			6,000			(22) 38,016			
LAKE	SUP PUB DEF				273,995	48,643				
LAPORTE	CIRCUIT	11,394	3,519					984	1,500	1,168
LAPORTE	COUNTY LP	9,224					(23) 10,151	2,869		
LAPORTE	COUNTY MC	12,398						875		
LAPORTE	SUPERIOR 1							1,025		
LAPORTE	SUPERIOR 2		493					150		
LAWRENCE	CIRCUIT	10,145		189				2,079		
LAWRENCE	COUNTY	7,380	472				(24) 16,280	3,263		
LAWRENCE	SUPERIOR				8,000		(25) 8,705	2,288		
MADISON	CIRCUIT				42,733		(26) 9,200	5,500	150	50
MADISON	COUNTY 1 & 2		550		10,750		(27) 17,816	5051		
MADISON	SUP 1 2 3	9,275			4,500			15,105	66	16
MARION	CIRCUIT			2,426						
MARION	MUNICIPAL	23,808		10,284	75,911	14,234	(28) 515,586	25		

Circuit, Superior, County, Municipal and Probate Court Expenditures

<u>COUNTY</u>	<u>COURT</u>	<u>Court Secretary(ies)</u>	<u>Law Clerk(s) or Intern(s)</u>	<u>Extra Help (Vacation Employees)</u>	<u>Public Defenders-Salaried</u>	<u>Public Defender's Staff &amp; Exp.</u>	<u>Other Employees</u>	<u>Per Diem of Special Judges</u>	<u>Per Diem of Judges-Venued Cases</u>	<u>Per Diem-Ct. Reporters-Venued Cases</u>
MARION	SUP CIV 1		4,820	1,140						
MARION	SUP CIV 2			400						
MARION	SUP CIV 3									
MARION	SUP CIV 4									
MARION	SUP CIV 5		1,200							
MARION	SUP CIV 6			2,000			(29) 10,192			
MARION	SUP CIV 7									
MARION	SUP CRM PROB			2,400						
MARION	SUP CRM 1	10,914			48,000		(30) 31,921			
MARION	SUP CRM 2	10,914		2,500	48,000		(31) 31,993	4,123		
MARION	SUP CRM 3	10,914		2,000	48,000		(32) 31,993	1,875		
MARION	SUP CRM 4	10,914		2,000	48,000		(33) 31,961			
MARION	SUP JUV			29,269	56,278	10,285				
MARION	SUP PROBATE			1,978	12,100		30,855			
MARSHALL	ALL COURTS PROB									
MARSHALL	CIRCUIT	8,108		450	11,586				1,230	264
MARSHALL	COUNTY	8,188		355	5,500			683		
MARSHALL	SUPERIOR	8,108			16,360				290	96
MARTIN	CIRCUIT						480	925		
MIAMI	CIRCUIT								580	512
MIAMI	PROBATION									
MIAMI	SUPERIOR			4,326				2,193	1,140	912

Circuit, Superior, County, Municipal and Probate Court Expenditures

<u>COUNTY</u>	<u>COURT</u>	<u>Court Secretary(ies)</u>	<u>Law Clerk(s) or Intern(s)</u>	<u>Extra Help (Vacation Employees)</u>	<u>Public Defenders-Salaried</u>	<u>Public Defender's Staff &amp; Exp.</u>	<u>Other Employees</u>	<u>Per Diem of Special Judges</u>	<u>Per Diem of Judges-Venued Cases</u>	<u>Per Diem-Ct. Reporters-Venued Cases</u>
MONROE	CIR SUP & PROB	46,503	21,586		70,699	15,115		6,058	2,260	456
MONTGOMERY	CIRCUIT	6,936						3,023	315	200
MONTGOMERY	COUNTY							3,250		
MORGAN	CIR & SUP PROB	7,700								
MORGAN	CIRCUIT	6,723						5,456	1,500	1,200
MORGAN	COUNTY						(34) 7,280	1,315		
MORGAN	SUPERIOR		1,316					4,881	310	136
NEWTON	CIRCUIT			66			(35) 3,465	1,484	2,870	1,240
NEWTON	SUPERIOR						(36) 6,095	171	270	72
NOBLE	CIRCUIT	7,800			19,100	2,780		3,690	1,840	1,440
NOBLE	COUNTY				4,000	3,100		622		
OHIO	CIRCUIT							127	82	
OHIO	COUNTY							144	90	
ORANGE	CIRCUIT							2,545	690	552
ORANGE	COUNTY							387		
OWEN	CIR PROB									
OWEN	CIRCUIT	7,636					(37) 1,339	1,029	1,380	136
PARKE	CIRCUIT							715	310	134
PERRY	CIRCUIT	6,755						2,981	740	408
PIKE	CIRCUIT			778			897	400		192
PORTER	CIR & SUP	46,400			63,565			4,728	6,520	1,470
PORTER	COUNTY 1							1,189		

Circuit, Superior, County, Municipal and Probate Court Expenditures

<u>COUNTY</u>	<u>COURT</u>	Court Secretary(ies)	Law Clerk(s) or Intern(s)	Extra Help (Vacation Employees)	Public Defenders-Salaried	Public Defender's Staff & Exp.	Other Employees	Per Diem of Special Judges	Per Diem of Judges-Venued Cases	Per Diem-Ct. Reporters-Venued Cases
PORTER	COUNTY 2							100		
POSEY	CIRCUIT							2,217	610	256
POSEY	COUNTY							324		515
PULASKI	CIRCUIT								1,690	944
PULASKI	COUNTY							491		
PUTNAM	CIRCUIT			291				699		
PUTNAM	COUNTY							1,186		
RANDOLPH	CIRCUIT	8,598						2,087	330	120
RANDOLPH	COUNTY			550						
RIPLEY	CIRCUIT								500	300
RUSH	CIRCUIT			336			(38) 1,200	3,134	500	56
RUSH	COUNTY							1,364		
SCOTT	CIRCUIT						(39) 8,698	9,663	180	136
SCOTT	COUNTY						840	531		
SHELBY	CIRCUIT	8,505						4,310		
SHELBY	COUNTY									
SHELBY	SUPERIOR	6,156					(40) 9,337		340	24
SPENCER	CIRCUIT							954	420	336
ST. JOSEPH	CIRCUIT	24,075						1,300	150	100
ST. JOSEPH	JUV PROB									
ST. JOSEPH	PROBATE	11,235						300		
ST. JOSEPH	SUP & PUB DEF	78,644			156,851			863	90	



Circuit, Superior, County, Municipal and Probate Court Expenditures

<u>COUNTY</u>	<u>COURT</u>	<u>Court Secretary(ies)</u>	<u>Law Clerk(s) or Intern(s)</u>	<u>Extra Help (Vacation Employees)</u>	<u>Public Defenders-Salaried</u>	<u>Public Defender's Staff &amp; Exp.</u>	<u>Other Employees</u>	<u>Per Diem of Special Judges</u>	<u>Per Diem of Judges-Venued Cases</u>	<u>Per Diem-Ct. Reporters-Venued Cases</u>
ST. JOSEPH	SUP PROB									
STARKE	CIRCUIT	7,404					1,175	1,555	980	192
STEUBEN	CIRCUIT				13,200				190	16
STEUBEN	COUNTY				2,640			1,973		
SULLIVAN	CIRCUIT	6,500						3,907	1,000	800
SULLIVAN	COUNTY							3,939		
SWITZERLAND	CIRCUIT							525		
SWITZERLAND	COUNTY			25				278		
TIPPECANOE	CIR & PUB DEF			522	56,690			1,327		
TIPPECANOE	COUNTY	8,087		1,953				1,352		
TIPPECANOE	SUPERIOR 1							1,553		
TIPPECANOE	SUPERIOR 2						108	1,107		
TIPTON	CIR PROB									
TIPTON	CIRCUIT								150	136
UNION	CIRCUIT			1,473				319	30	111
VANDEBURGH	CIRCUIT	9,575	5,938	13,858	43,326	4,711	(41) 44,162			
VANDEBURGH	SUPERIOR	60,746	4,000		65,055	16,381	58,462			
VERMILLION	CIRCUIT						988	1,433	468	248
VIGO	ALL COURTS	49,842			71,661	21,230	24,141	9,977		
WABASH	CIRCUIT							7,618	350	276
WABASH	COUNTY			300				3,000	100	100
WARREN	CIRCUIT							729	560	456

Circuit, Superior, County, Municipal and Probate Court Expenditures

<u>COUNTY</u>	<u>COURT</u>	Court Secretary(ies)	Law Clerk(s) or Intern(s)	Extra Help (Vacation Employees)	Public Defenders-Salaried	Public Defender's Staff & Exp.	Other Employees	Per Diem of Special Judges	Per Diem of Judges-Venued Cases	Per Diem-Ct. Reporters-Venued Cases
WARRICK	CIR & SUP	29,554			7,200		6,333	3,157	2,440	1,944
WASHINGTON	CIRCUIT	13,982	5,391					4,524	200	88
WAYNE	ALL COURTS PROB									
WAYNE	CIRCUIT	9,438		750	5,500			773	40	32
WAYNE	COUNTY							225		
WAYNE	SUPERIOR 1			106	8,919			788	40	8
WAYNE	SUPERIOR 2			564	655			792	10	8
WELLS	CIRCUIT			1,200				1,073	915	264
WELLS	COUNTY			313						
WHITE	CIRCUIT							1,344	350	280
WHITE	COUNTY							348		
WHITLEY	CIRCUIT							1,662	1,605	296
WHITLEY	COUNTY							339		

**CONTINUED**

**4 OF 6**

Circuit, Superior, County, Municipal and Probate Court Expenditures

<u>COUNTY</u>	<u>COURT</u>	Per Diem- Baillifs- Venued Cases	Per Diem of Grand Jurors	Per Diem of Petit Jurors	Pauper Atty. (Case by Case)	Witness Fees	Medical Services	Psychiatric Services	Trans. for Indigent Defense, Appeal & Depositions	Other
ADAMS	CIR PROB									
ADAMS	CIRCUIT	30	22	4,276	6,191					
ADAMS	COUNTY			204	6,500					
ALLEN	CIRCUIT		1,488	9,547	9,520				2,319	622
ALLEN	SUPERIOR			44,484	31,321		15,003	5,400	11,070	21,826
BARTHOLOMEW	CIRCUIT	5	370	9,241				985	900	1,275
BARTHOLOMEW	COUNTY			219	6,931			125		525
BARTHOLOMEW	SUPERIOR			4,259	11,000			670		1,760
BENTON	CIR PROB									
BENTON	CIRCUIT		1,594	3,644	7,207			261		
BLACKFORD	CIRCUIT	150	438	2,619	13,219	470				
BOONE	CIRCUIT	1,215	105	11,335	14,307		2,951			335
BOONE	COUNTY			1,000	3,000	100				600
BOONE	SUPERIOR	880		10,688	9,964	1,494				260
BROWN	CIRCUIT	1,250	300	12,000	20,000		500	500		
CARROLL	CIR CCF									
CARROLL	CIRCUIT	200	225	9,048	1,530					69
CASS	CIRCUIT	60	1,069	4,882	10,500			435		245
CASS	SUPERIOR		1,974	3,129	8,229			100		2,367
CLARK	CIRCUIT	80	1,898	12,649	6,000			286		368
CLARK	COUNTY			1,327						
CLARK	SUPERIOR			3,331			55			

Circuit, Superior, County, Municipal and Probate Court Expenditures

<u>COUNTY</u>	<u>COURT</u>	Per Diem- Baillifs- Venued Cases	Per Diem of Grand Jurors	Per Diem of Petit Jurors	Pauper Atty. (Case by Case)	Witness Fees	Medical Services	Psychiatric Services	Trans. for Indigent Defense, Appeal & Depositions	Other
CLAY	CIRCUIT	1,770	2,025	10,694	15,232			333		
CLAY	COUNTY			500	2,000					
CLINTON	CIRCUIT	350	315	3,867	19,338		110			593
CLINTON	COUNTY			208	14,656					
CRAWFORD	CIRCUIT	200	150	5,000	7,500	50			1,000	
CRAWFORD	COUNTY			1,500						
DAVISS	CIRCUIT		909	11,090	10,485	454		2,342		417
DAVISS	COUNTY				2,520					
DEARBORN	CIRCUIT	100	500	10,000	2,500	500		800		
DEARBORN	COUNTY			2,382	2,600					
DECATUR	CIRCUIT	50	294	6,000	6,815					
DECATUR	COUNTY			371	3,987					
DEKALB	CIR & SUP PROB									
DEKALB	CIRCUIT	600	115	7,352	8,631	754				325
DEKALB	SUPERIOR	115		5,962	21,907	4,246				
DELAWARE	ALL & ADULT PROB	755	1,493	36,212	1,290	122		6,028	21,171	4,005
DELAWARE	JUV PROB									
DUBOIS	CIRCUIT	110		11,446	4,500	77		202		
DUBOIS	SUPERIOR			1,153	4,500	45				
ELKHART	CIR & PROB DEPT			9,500	48,000	580			2,154	1,967
ELKHART *	CO - ELK	150		1,250					1,250	
ELKHART	CO - GOS			2,038	6,538				14	

Circuit, Superior, County, Municipal and Probate Court Expenditures

<u>COUNTY</u>	<u>COURT</u>	Per Diem- Baillifs- Venued Cases	Per Diem of Grand Jurors	Per Diem of Petit Jurors	Pauper Atty. (Case by Case)	Witness Fees	Medical Services	Psychiatric Services	Trans. for Indigent Defense, Appeal & Depositions	Other
ELKHART	PROB. DEPT.									5,958
ELKHART	PUBLIC DEF.					3,156			340	
ELKHART	SUPERIOR 1		1,505	10,962	1,800	694			2,369	60
ELKHART	SUPERIOR 2			17,018	13,723	78			6,069	
FAYETTE	CIRCUIT	10	278	8,609	12,648		348			
FAYETTE	COUNTY	150		620	857					
FLOYD	CIRCUIT		15,500			25				
FLOYD	COUNTY			935						
FLOYD	SUPERIOR			11,440	21,500					
FOUNTAIN	CIRCUIT	70		6,607	12,549					1,270
FRANKLIN	CIRCUIT		128	1,642	6,468					
FULTON	CIRCUIT	35	188	11,407	23,200		940			
FULTON	COUNTY			572	2,439					
GIBSON	CIRCUIT	95	161	6,493	17,339					3,000
GIBSON	COUNTY			189	2,400					715
GRANT	CIR & SUP PROB							39,839		1,396
GRANT	CIRCUIT	100		4,900				400	1,500	200
GRANT	COUNTY			800	7,000					700
GRANT	SUPERIOR 1	40		4,756		200			14,448	350
GRANT	SUPERIOR 2	55		5,577	5,067	370			4,047	975
GREENE	CIRCUIT	135	173	6,356	8,016			1,432	1,348	
GREENE	COUNTY	5		1,136	3,123					

Circuit, Superior, County, Municipal and Probate Court Expenditures

<u>COUNTY</u>	<u>COURT</u>	Per Diem- Bailiffs- Venued Cases	Per Diem of Grand Jurors	Per Diem of Petit Jurors	Pauper Atty. (Case by Case)	Witness Fees	Medical Services	Psychiatric Services	Trans. for Indigent Defense, Appeal & Depositions	Other
HAMILTON	CIRCUIT	625	4,054	7,776	42,924	285		6,949	7,427	3,095
HAMILTON	COUNTY	50		2,000	12,000	500		500	150	500
HAMILTON	SUPERIOR 1	295		18,922	28,013			2,164	713	
HAMILTON	SUPERIOR 2	570		14,182	21,500	1,230			2,889	459
HANCOCK	CIRCUIT	467	439	20,583	7,495	200				
HANCOCK	COUNTY				8,000			250		
HANCOCK	SUPERIOR	485		11,348	19,257	248				
HARRISON	CIRCUIT	40	375	9,616	13,625	950	231		6,744	988
HARRISON	COUNTY			3,749						
HENDRICKS	ALL COURTS PROB									
HENDRICKS	CIRCUIT	1,140	1,269	12,100	24,847		1,071	260		1,727
HENDRICKS	SUPERIOR I	10		1,277	3,430	23		6,549		12
HENDRICKS	SUPERIOR II			4,399	30,550				300	200
HENRY	CIRCUIT	150	864	11,631				1,916	1,081	550
HENRY	COUNTY				5,500					823
HENRY	SUPERIOR									
HOWARD	CIRCUIT	45		1,436	590					
HOWARD	COUNTY			278		100				
HOWARD	SUPERIOR 1	90		5,000	400					240
HOWARD	SUPERIOR 2	30		2,452	400			300		782
HUNTINGTON	CIRCUIT	125	568	7,471	36,890	100		78	808	
HUNTINGTON	COUNTY			1,644	15,708			370		

Circuit, Superior, County, Municipal and Probate Court Expenditures

<u>COUNTY</u>	<u>COURT</u>	Per Diem- Baillifs- Venued Cases	Per Diem of Grand Jurors	Per Diem of Petit Jurors	Pauper Atty. (Case by Case)	Witness Fees	Medical Services	Psychiatric Services	Trans. for Indigent Defense, Appeal & Depositions	Other
JACKSON	CIR PROB									
JACKSON	CIRCUIT	235	1,185	9,338	15,250					721
JACKSON	COUNTY			1,539	3,541					
JASPER	CIRCUIT	1,680	425	10,543	26,349		693			
JASPER	COUNTY	95		3,304	15,017	14	750	81		
JAY	CIRCUIT	55		18,451	28,466		1,149	795	10,026	
JAY	COUNTY			410	5,315					
JEFFERSON	CIRCUIT	160	294	13,492	19,057	200		353		
JEFFERSON	COUNTY			1,358	2,803					
JENNINGS	CIRCUIT	200	131	5,419	11,584					91
JOHNSON	CIRCUIT	360	666	24,108	12,624			3,174	5,905	75
JOHNSON	COUNTY			804						
JOHNSON	SUPERIOR	400		12,000				500	3,000	2,500
KNOX	CIRCUIT	150		3,235	350					1,425
KNOX	COUNTY			462	497					
KNOX	SUPERIOR	5	141	4,000	4,191			936		
KOSCIUSKO	CIRCUIT	75	149	2,771	7,308					
KOSCIUSKO	COUNTY				2,449					
KOSCIUSKO**	SUPERIOR	60		3,000	6,000					
LAGRANGE	CIRCUIT		116	3,666	7,810	17		1,788	374	
LAGRANGE	COUNTY			303	97	136				
LAKE	CIRCUIT	10		3,274						



Circuit, Superior, County, Municipal and Probate Court Expenditures

<u>COUNTY</u>	<u>COURT</u>	Per Diem- Bailliffs- Venued Cases	Per Diem of Grand Jurors	Per Diem of Petit Jurors	Pauper Atty. (Case by Case)	Witness Fees	Medical Services	Psychiatric Services	Trans. for Indigent Defense, Appeal & Depositions	Other
LAKE	COUNTY I			2,000		200			4,000	360
LAKE	COUNTY II			342		500				
LAKE	COUNTY III			2,789		500			3,327	
LAKE	SUP CIV 1-5			16,423		500		1,500	500	3,360
LAKE	SUP CRM 1 - 4		17,882	322,159		2,114		29,055	266,460	
LAKE	SUP JUV									150
LAKE	SUP JUV PROB									
LAKE	SUP PROB DEPT									
LAKE	SUP PUB DEF					2,450				
LAPORTE	CIRCUIT	975		24,527	22,207				387	1,571
LAPORTE	COUNTY LP			900	7,500			500		
LAPORTE	COUNTY MC			739	9,146					
LAPORTE	SUPERIOR 1			15,700	49,011	30		3,945	1,414	71
LAPORTE	SUPERIOR 2		129	662	16,141		128			315
LAWRENCE	CIRCUIT		1,118	12,313	8,000	100	300			375
LAWRENCE	COUNTY			6,674	10,500					
LAWRENCE	SUPERIOR			3,641						
MADISON	CIRCUIT	50	500	20,000	1,000	50	500	200	500	
MADISON	COUNTY 1 & 2			114						
MADISON	SUP 1 2 3	15		21,933	1,112	206		8,441		
MARION	CIRCUIT			9,492						
MARION	MUNICIPAL			38,757			1,147	14,400	91	28,932

Circuit, Superior, County, Municipal and Probate Court Expenditures

<u>COUNTY</u>	<u>COURT</u>	Per Diem- Baillifs- Venned Cases	Per Diem of Grand Jurors	Per Diem of Petit Jurors	Pauper Atty. (Case by Case)	Witness Fees	Medical Services	Psychiatric Services	Trans. for Indigent Defense, Appeal & Depositions	Other
MARION	SUP CIV 1			11,141						
MARION	SUP CIV 2			9,358						
MARION	SUP CIV 3			9,500						
MARION	SUP CIV 4			7,520						
MARION	SUP CIV 5			9,700						
MARION	SUP CIV 6			9,190						1,650
MARION	SUP CIV 7			7,480						
MARION	SUP CRM PROB									
MARION	SUP CRM 1		1,970	50,680	49,000	14,300			10,572	
MARION	SUP CRM 2		2,500	46,500	50,000	10,000			12,000	
MARION	SUP CRM 3		2,410	46,500	50,000	12,000			11,466	
MARION	SUP CRM 4		2,490	46,150	56,000	9,000			9,756	
MARION	SUP JUV			10,000						
MARION	SUP PROBATE			820	7,500					1,200
MARSHALL	ALL COURTS PROB									
MARSHALL	CIRCUIT	165	7,058				107			
MARSHALL	COUNTY			1,626		64				
MARSHALL	SUPERIOR	60	6,240							
MARTIN	CIRCUIT		306	1,048	2,145			161	32	
MIAMI	CIRCUIT	300	219	102	10,000		1,379		1,158	2,276
MIAMI	PROBATION									
MIAMI	SUPERIOR	570		9,009	11,490			1,371	1,166	625

Circuit, Superior, County, Municipal and Probate Court Expenditures

<u>COUNTY</u>	<u>COURT</u>	<u>Per Diem- Baillifs- Venued Cases</u>	<u>Per Diem of Grand Jurors</u>	<u>Per Diem of Petit. Jurors</u>	<u>Pauper Atty. (Case by Case)</u>	<u>Witness Fees</u>	<u>Medical Services</u>	<u>Psychiatric Services</u>	<u>Trans. for Indigent Defense, Appeal &amp; Depositions</u>	<u>Other</u>
MONROE	CIR SUP & PROB	110	603	44,336	5,962				6,880	3,935
MONTGOMERY	CIRCUIT	130	318	5,563	31,508			422		
MONTGOMERY	COUNTY			849	5,924					
MORGAN	CIR & SUP PROB									
MORGAN	CIRCUIT	600		3,746	4,800					
MORGAN	COUNTY			1,110	10,704					500
MORGAN	SUPERIOR	10	2,135	20,086	38,223	30		7,681	14,752	450
NEWTON	CIRCUIT	1,310		13,843	13,221		1,286	162		
NEWTON	SUPERIOR	40		2,320	21,156			542		
NOBLE	CIRCUIT	490	138	11,251	11,576			730	90	390
NOBLE	COUNTY			568	1,498				150	
OHIO	CIRCUIT			434	1,000					
OHIO	COUNTY			1,215	2,680					
ORANGE	CIRCUIT	345	148	8,445	1,710					
ORANGE	COUNTY			2,148	2,080					
OWEN	CIR PROB									
OWEN	CIRCUIT	30	165	7,343	4,578					575
PARKE	CIRCUIT	85	419	7,160	12,241				237	
PERRY	CIRCUIT	190		5,057	6,747		246			
PIKE	CIRCUIT	120	533	7,718	2,000				607	
PORTER	CIR & SUP	3,096	123	54,465	89,858			5,237		12,407
PORTER	COUNTY 1			1,230						

Circuit, Superior, County, Municipal and Probate Court Expenditures

<u>COUNTY</u>	<u>COURT</u>	<u>Per Diem- Baillifs- Venued Cases</u>	<u>Per Diem of Grand Jurors</u>	<u>Per Diem of Petit Jurors</u>	<u>Pauper Atty. (Case by Case)</u>	<u>Witness Fees</u>	<u>Medical Services</u>	<u>Psychiatric Services</u>	<u>Trans. for Indigent Defense, Appeal &amp; Depositions</u>	<u>Other</u>
PORTER	COUNTY 2									
POSEY	CIRCUIT	40	175	9,633	12,995				1,936	
POSEY	COUNTY	270			5,628					
PULASKI	CIRCUIT	790		21,394	6,760		360			
PULASKI	COUNTY			319	6,038	15				
PUTNAM	CIRCUIT		872	6,149	13,244	19				
PUTNAM	COUNTY			1,149	1,300	15				500
RANDOLPH	CIRCUIT	80	333	4,079	12,193		1,036			30
RANDOLPH	COUNTY			35	6,592	311				
RIPLEY	CIRCUIT		179	6,925	6,000				352	
RUSH	CIRCUIT	15		7,032	12,229			250		
RUSH	COUNTY				5,189					
SCOTT	CIRCUIT		505	3,070	13,310				108	908
SCOTT	COUNTY			803	2,501					
SHELBY	CIRCUIT			2,096					300	
SHELBY	COUNTY			910	4,686					
SHELBY	SUPERIOR		567	7,152	53,905					
SPENCER	CIRCUIT	210	268	1,475	11,359			2,116		
ST. JOSEPH	CIRCUIT	50	1,700	21,000						500
ST. JOSEPH	JUV PROB									
ST. JOSEPH	PROBATE									
ST. JOSEPH	SUP & PUB DEF			54,117						

Circuit, Superior, County, Municipal and Probate Court Expenditures

<u>COUNTY</u>	<u>COURT</u>	Per Diem- Baillifs- Venued Cases	Per Diem of Grand Jurors	Per Diem of Petit Jurors	Pauper Atty. (Case by Case)	Witness Fees	Medical Services	Psychiatric Services	Trans. for Indigent Defense, Appeal & Depositions	Other
ST. JOSEPH	SUP PROB									
STARKE	CIRCUIT	495		11,863	20,095			721		
STEBEN	CIRCUIT		526	5,136	10,829	100	890			
STEBEN	COUNTY			203	680					
SULLIVAN	CIRCUIT	500	419	9,166	7,257				139	
SULLIVAN	COUNTY			2,069	5,378					
SWITZERLAND	CIRCUIT			874	1,997					
SWITZERLAND	COUNTY				681					
TIPPECANOE	CIR & PUB DEF		1,314	21,544			1,788	701		
TIPPECANOE	COUNTY			4,195						
TIPPECANOE	SUPERIOR 1		248	7,494		163			976	76
TIPPECANOE	SUPERIOR 2			6,406	3,583					394
TIPTON	CIR PROB									
TIPTON	CIRCUIT	30	205	5,832	29,923	212				775
UNION	CIRCUIT	15	363	2,369	4,139				30	
VANDEBURGH	CIRCUIT		5,000	30,000					35,000	
VANDEBURGH	SUPERIOR			35,103	37,040					920
VERMILLION	CIRCUIT	170	291	8,934	12,489				1,604	275
VIGO	ALL COURTS		660	53,341	14,760	296		5,205	23,732	
WABASH	CIRCUIT	180		11,481	27,171			1,025	327	
WABASH	COUNTY	100		6,000	5,000					
WARREN	CIRCUIT	285	159	6,082	13,947					

Circuit, Superior, County, Municipal and Probate Court Expenditures

<u>COUNTY</u>	<u>COURT</u>	Per Diem- Bailiffs- Venued Cases	Per Diem of Grand Jurors	Per Diem of Petit Jurors	Pauper Atty. (Case by Case)	Witness Fees	Medical Services	Psychiatric Services	Trans. for Indigent Defense, Appeal & Depositions	Other
WARRICK	CIR & SUP	840		16,841	2,121		64	292	876	
WASHINGTON	CIRCUIT	80	608	5,447	8,358					
WAYNE	ALL COURTS PROB									
WAYNE	CIRCUIT	20		2,838	1,490			200		
WAYNE	COUNTY			510	2,912					525
WAYNE	SUPERIOR 1	5	48	7,550	1,975		244			170
WAYNE	SUPERIOR 2	5	711	2,470	1,210			430		734
WELLS	CIRCUIT	458	444	6,391	9,394					
WELLS	COUNTY				871					
WHITE	CIRCUIT	175	1,534	4,225	9,670					
WHITE	COUNTY				13,503					675
WHITLEY	CIRCUIT	95	321	9,759	10,553	17	41		71	
WHITLEY	COUNTY	155		1,004	877					

Circuit, Superior, County, Municipal and Probate Court Expenditures

<u>COUNTY</u>	<u>COURT</u>	Total Personal Services	Total Con- tractual Services	Total Supplies	Total Current Charges	Total Properties	TOTAL
ADAMS	CIR PROB	40,946	2,625	650	30	260	44,511
ADAMS	CIRCUIT	47,975	2,276	1,782	369	14,209	66,611
ADAMS	COUNTY	42,418	9,405	964	192	2,682	55,661
ALLEN	CIRCUIT	449,892	8,200	2,055	11,689	6,325	478,161
ALLEN	SUPERIOR	1,167,588	71,273	12,044	14,195	11,725	1,276,825
BARTHOLOMEW	CIRCUIT	115,693	2,296	2,192	843	17,055	138,079
BARTHOLOMEW	COUNTY	116,105	4,457	5,284		6,497	132,343
BARTHOLOMEW	SUPERIOR	47,411	843	1,251	424	3,100	53,029
BENTON	CIR PROB	15,000	2,825	200	125	250	18,400
BENTON	CIRCUIT	36,045	2,281	776	1,247	14,765	55,114
BLACKFORD	CIRCUIT	66,522	6,109	2,689	1,640	8,060	85,020
BOONE	CIRCUIT	97,893	2,864	2,993	3,027	11,933	118,710
BOONE	COUNTY	29,225	1,550	1,500	270	2,400	34,945
BOONE	SUPERIOR	60,398	3,465	1,000	2,689	4,323	71,875
BROWN	CIRCUIT	82,400	5,450	1,500	3,620	4,100	97,070
CARROLL	CIR CCF	11,551	2,672	585		625	15,433
CARROLL	CIRCUIT	65,911	1,046	3,957	968	7,668	79,550
CASS	CIRCUIT	61,082	1,140	792	1,162	7,249	71,426
CASS	SUPERIOR	57,470	3,330	2,799	2,496	6,376	72,471
CLARK	CIRCUIT	112,662	1,688	826	1,970	4,786	121,932
CLARK	COUNTY	71,946	4,410	2,120	124	5,962	84,562
CLARK	SUPERIOR	34,640	1,172	223	302	760	37,097

Circuit, Superior, County, Municipal and Probate Court Expenditures

<u>COUNTY</u>	<u>COURT</u>	Total Personal Services	Total Contractual Services	Total Supplies	Total Current Charges	Total Properties	TOTAL
CLAY	CIRCUIT	81,336	3,215				
CLAY	COUNTY	26,975	950	1,468	3,797	5,299	95,115
CLINTON	CIRCUIT	61,486	2,419	2,500	100	50	30,575
CLINTON	COUNTY	46,489	2,047	1,805	574	7,400	73,684
CRAWFORD	CIRCUIT	25,295	1,210	2,083	76	2,396	53,091
CRAWFORD	COUNTY	12,134	850	550	700	2,000	29,755
DAVISS	CIRCUIT	82,262	14,697		200		13,184
DAVISS	COUNTY	23,932	500	622	546	4,250	102,377
DEARBORN	CIRCUIT	71,825	3,625	580		400	25,412
DEARBORN	COUNTY	35,064	2,583	800	2,400	8,000	86,650
DECATUR	CIRCUIT	52,688	2,050	632	405	511	39,195
DECATUR	COUNTY	29,262	861	1,471	994	8,694	65,897
DEKALB	CIR & SUP PROB	32,609	3,255	986		599	31,708
DEKALB	CIRCUIT	58,736	2,166	1,500	50	3,500	40,914
DEKALB	SUPERIOR	69,277	2,268	1,314	218	7,394	69,828
DELAWARE	ALL & ADULT PROB	544,963	19,713	1,364	1,765	952	75,626
DELAWARE	JUV PROB	105,124			2,357	24,167	591,200
DUBOIS	CIRCUIT	50,361	1,781				105,124
DUBOIS	SUPERIOR	33,020	4,050	1,531	2,695	3,183	59,551
ELKHART	CIR & PROB DEPT	210,086	15,751	4,034	127	4,538	45,769
ELKHART*	CO - ELK	50,149	2,800	3,082	502	10,510	239,931
ELKHART	CO - GOS	64,486	1,789	1,500	650	1,500	56,599
				943	140	451	67,809



Circuit, Superior, County, Municipal and Probate Court Expenditures

<u>COUNTY</u>	<u>COURT</u>	Total Personal Services	Total Con- tractual Services	Total Supplies	Total Current Charges	Total Properties	TOTAL
ELKHART	PROB. DEPT.	295,096	20,807	3,652	3,066	1,067	323,688
ELKHART	PUBLIC DEF.	91,169	3,067	1,006	1,070	3,411	99,723
ELKHART	SUPERIOR 1	71,242	4,750	922	17,890	10,309	105,113
ELKHART	SUPERIOR 2	98,415	1,581	3,074	10,785	1,726	115,581
FAYETTE	CIRCUIT	79,026	2,872	1,296	313	4,545	88,052
FAYETTE	COUNTY	29,512	850	948		328	31,638
FLOYD	CIRCUIT	98,330	9,471	3,258	1,000	8,800	120,859
FLOYD	COUNTY	46,694	4,638	394	50	542	52,318
FLOYD	SUPERIOR	86,138	2,790	2,544		3,212	94,684
FOUNTAIN	CIRCUIT	60,536	3,286	1,020	1,349	12,685	78,876
FRANKLIN	CIRCUIT	43,345	2,633	2,800	179	5,000	53,961
FULTON	CIRCUIT	85,185	1,425	1,116	2,339	12,823	102,888
FULTON	COUNTY	23,596	1,765	1,185	105	3,497	30,148
GIBSON	CIRCUIT	80,696	5,017	1,464	1,122	6,046	94,345
GIBSON	COUNTY	31,661	1,454	1,147	84	1,283	35,629
GRANT	CIR & SUP PROB	176,625	48,226	15,331	226	272	240,680
GRANT	CIRCUIT	50,370	2,348	800	500	8,335	62,353
GRANT	COUNTY	38,805	2,500	1,500	150	2,200	45,155
GRANT	SUPERIOR 1	54,741	1,156	827	1,119	1,335	59,178
GRANT	SUPERIOR 2	56,974	2,191	820	1,912	5,914	67,811
GREENE	CIRCUIT	58,117	3,306	1,370	645	8,254	71,692
GREENE	COUNTY	23,895	2,202	658	116	2,974	29,845

Circuit, Superior, County, Municipal and Probate Court Expenditures

<u>COUNTY</u>	<u>COURT</u>	Total Personal Services	Total Con- tractual Services	Total Supplies	Total Current Charges	Total Properties	TOTAL
HAMILTON	CIRCUIT	188,175	5,692	3,133	4,453	5,226	206,679
HAMILTON	COUNTY	93,105	3,160	1,500	500	700	98,965
HAMILTON	SUPERIOR 1	159,395	3,620	2,198	3,984	8,865	178,062
HAMILTON	SUPERIOR 2	106,914	4,375	2,958	3,233	3,355	120,835
HANCOCK	CIRCUIT	73,949	5,589	1,359	1,942	5,985	88,824
HANCOCK	COUNTY	46,210	1,600	1,100		900	49,810
HANCOCK	SUPERIOR	73,153	5,084	1,203	1,712	6,341	87,493
HARRISON	CIRCUIT	81,516	3,281	3,486	1,263	8,709	98,255
HARRISON	COUNTY	18,212	3,039	2,331	145	1,577	25,304
HENDRICKS	ALL COURTS PROB	92,466	1,879	919		580	95,844
HENDRICKS	CIRCUIT	90,135	460	2,501	2,225	7,859	103,180
HENDRICKS	SUPERIOR I	50,928	345	984	80	1,547	53,884
HENDRICKS	SUPERIOR II	92,737		3,200	500	9,500	105,937
HENRY	CIRCUIT	54,577	1,277	1,800	482	10,129	68,265
HENRY	COUNTY	31,407	2,433	521		651	35,012
HENRY	SUPERIOR	24,100	300			250	24,650
HOWARD	CIRCUIT	142,075	7,585	2,472	2,538	3,179	157,849
HOWARD	COUNTY	45,723	2,050	1,084	66	2,800	51,723
HOWARD	SUPERIOR 1	34,249	2,014	1,860	2,000	3,158	43,281
HOWARD	SUPERIOR 2	32,414	1,457	304	575	2,773	37,523
HUNTINGTON	CIRCUIT	101,426	6,703	2,162	1,245	11,822	123,358
HUNTINGTON	COUNTY	55,033	3,342	2,378	75	2,780	63,608

Circuit, Superior, County, Municipal and Probate Court Expenditures

<u>COUNTY</u>	<u>COURT</u>	Total Personal Services	Total Con- tractual Services	Total Supplies	Total Current Charges	Total Properties	TOTAL
JACKSON	CIR PROB	31,106	2,014	561	77	429	34,187
JACKSON	CIRCUIT	78,214	5,144	1,835	974	9,626	95,793
JACKSON	COUNTY	39,993	3,031	2,070	120	2,406	47,620
JASPER	CIRCUIT	108,136	4,920	4,792	1,777	10,274	129,899
JASPER	COUNTY	56,797	6,471	1,425	715	1,375	66,783
JAY	CIRCUIT	133,883	10,115	2,801	1,084	8,097	155,980
JAY	COUNTY	27,649	1,265	358	41	1,105	30,418
JEFFERSON	CIRCUIT	104,850	8,550	1,787	3,391	7,491	126,069
JEFFERSON	COUNTY	41,656	2,907	1,787	247	330	46,927
JENNINGS	CIRCUIT	62,813	1,592	1,337	1,053	3,212	70,007
JOHNSON	CIRCUIT	163,239	71,672	5,198	1,082	17,176	258,367
JOHNSON	COUNTY	48,532	8,849	3,456		4,854	65,691
JOHNSON	SUPERIOR	98,929	7,600	4,200	4,500	2,500	117,729
KNOX	CIRCUIT	23,881	1,326	560	702	1,392	27,861
KNOX	COUNTY	26,971	2,555	426	8	1,795	31,755
KNOX	SUPERIOR	73,784	5,911	796	970	5,127	86,588
KOSCIUSKO	CIRCUIT	65,144	2,064	2,078	781	4,126	74,193
KOSCIUSKO	COUNTY	37,847	2,094	1,359		924	42,224
KOSCIUSKO**	SUPERIOR	56,429	3,800	1,600	1,500	4,000	67,329
LAGRANGE	CIRCUIT	58,218	2,300	2,017	402	15,481	78,418
LAGRANGE	COUNTY	21,728	740	440		1,807	24,715
LAKE	CIRCUIT	142,749	3,391	2,211	24	11,974	160,349

Circuit, Superior, County, Municipal and Probate Court Expenditures

<u>COUNTY</u>	<u>COURT</u>	Total Personal Services	Total Con- tractual Services	Total Supplies	Total Current Charges	Total Properties	TOTAL
LAKE	COUNTY I	239,472	9,250	3,500	1,200		253,422
LAKE	COUNTY II	240,965	8,711	2,693	35	742	253,146
LAKE	COUNTY III	302,505	13,754	4,240	7,301		327,800
LAKE	SUP CIV 1-5	515,406	24,108	7,507	2,110	47,793	596,924
LAKE	SUP CRM 1 - 4	1,292,895	48,687	13,651	38,207	22,028	1,415,468
LAKE	SUP JUV	378,257	8,963		392	1,413	389,025
LAKE	SUP JUV PROB	582,660	33,408		120		616,188
LAKE	SUP PROB DEPT	276,264	5,273	3,080	94		284,711
LAKE	SUP PUB DEF	325,088	3,071	2,445	81		330,685
LAPORTE	CIRCUIT	200,629	6,460	2,932	6,658	13,247	229,926
LAPORTE	COUNTY LP	76,329	3,425	1,494	222	972	82,442
LAPORTE	COUNTY MC	93,591	4,346	1,977		1,595	101,509
LaPORTE	SUPERIOR 1	157,664	4,238	1,029	1,192	5,055	169,178
LAPORTE	SUPERIOR 2	131,039	10,795	3,015	576	2,917	148,342
LAWRENCE	CIRCUIT	117,201	8,021	6,114	1,753	6,915	140,004
LAWRENCE	COUNTY	82,144	9,444	4,472	1,156	1,754	98,970
LAWRENCE	SUPERIOR	48,542	4,529	3,116	1,445	1,543	59,175
MADISON	CIRCUIT	203,981	11,400	4,000	4,500	8,000	231,881
MADISON	COUNTY 1 & 2	111,899	9,995	1,224	1,200	1,266	125,584
MADISON	SUP 1 2 3	424,015	57,300	8,560	4,783	19,286	513,944
MARION	CIRCUIT	120,713	4,152	1,407	1,575	3,558	131,405
MARION	MUNICIPAL	1,764,649	689,946	66,496	41,523	39,893	2,602,507

Circuit, Superior, County, Municipal and Probate Court Expenditures

<u>COUNTY</u>	<u>COURT</u>	Total Personal Services	Total Con- tractual Services	Total Supplies	Total Current Charges	Total Properties	TOTAL
MARION	SUP CIV 1	64,401	2,300	1,035	1,487	4,776	73,999
MARION	SUP CIV 2	69,758	5,487	1,990	1,803	3,474	82,512
MARION	SUP CIV 3	69,190	3,759	1,301	2,877	1,500	78,627
MARION	SUP CIV 4	64,491	5,271	1,931	1,649	4,496	77,838
MARION	SUP CIV 5	86,200	7,972	2,087	3,230	484	99,973
MARION	SUP CIV 6	70,090	6,828	2,500	1,932	1,489	82,839
MARION	SUP CIV 7	61,542	3,766	1,519	1,384	3,736	71,947
MARION	SUP CRM PROB	282,014	19,132	2,800	400	1,000	305,346
MARION	SUP CRM 1	289,815	2,983	4,800	7,309		304,907
MARION	SUP CRM 2	290,986	7,350	4,041	9,500		311,877
MARION	SUP CRM 3	296,308	3,195	2,038	9,947	379	311,867
MARION	SUP CRM 4	288,727	5,448	3,412	9,487	1,490	308,564
MARION	SUP JUV	1,447,806	370,747	316,292	16,058	31,226	*2,182,129
MARION	SUP PROBATE	191,008	6,493	2,500	20	7,295	207,316
MARSHALL	ALL COURTS PROB	71,656	5,726	1,212		571	79,165
MARSHALL	CIRCUIT	53,443	1,683	1,183	795	7,478	64,582
MARSHALL	COUNTY	41,956	3,686	2,409	50	4,003	52,104
MARSHALL	SUPERIOR	56,189	1,804	1,467	651	6,493	66,604
MARTIN	CIRCUIT	23,136	1,337	287	122	1,600	26,482
MIAMI	CIRCUIT	46,447	866	2,131	288	11,099	60,831
MIAMI	PROBATION	37,532	1,926	457	240	303	40,458
MIAMI	SUPERIOR	60,262	1,546	1,619	2,319	1,757	67,503

\*In addition to this 138,978 of C.E.T.A. & L.E.A.A. funds were expended.

Circuit, Superior, County, Municipal and Probate Court Expenditures

<u>COUNTY</u>	<u>COURT</u>	Total Personal Services	Total Con- tractual Services	Total Supplies	Total Current Charges	Total Properties	TOTAL
MONROE	CIR SUP & PROB	560,284	43,421	7,746	17,816	18,735	648,002
MONTGOMERY	CIRCUIT	90,293	9,229	2,191	2,588	10,950	115,251
MONTGOMERY	COUNTY	32,483	1,929		69	1,169	35,650
MORGAN	CIR & SUP PROB	46,300					46,300
MORGAN	CIRCUIT	48,945	1,254		735	774	51,708
MORGAN	COUNTY	46,334	2,505	861	182	902	50,784
MORGAN	SUPERIOR	122,742	11,429	1,828	31,027	6,886	173,912
NEWTON	CIRCUIT	77,597	2,571	1,531	1,493	14,456	97,648
NEWTON	SUPERIOR	38,898	1,133	1,792	84	1,343	43,250
NOBLE	CIRCUIT	144,274	10,262	1,968	2,445		158,949
NOBLE	COUNTY	36,763	2,750	2,198	538	92	42,341
OHIO	CIRCUIT	5,973	32	154	93	3,129	9,381
OHIO	COUNTY	11,970	583	358	80		12,991
ORANGE	CIRCUIT	42,362	1,969	756	782	4,911	50,780
ORANGE	COUNTY	21,060	1,601	608	141	1,294	24,704
OWEN	CIR PROB	16,450	972	645			18,067
OWEN	CIRCUIT	41,355	1,160	1,746	221	5,926	50,408
PARKE	CIRCUIT	54,823	1,749	1,293	786	7,377	66,028
PERRY	CIRCUIT	56,472	5,401	1,077	1,056	5,924	69,930
PIKE	CIRCUIT	54,508	1,770	554	730	6,460	64,022
PORTER	CIR & SUP	552,619	4,437	3,336	24,843	19,718	604,953
PORTER	COUNTY 1	32,644	724	810	2,557	1,364	38,099

Circuit, Superior, County, Municipal and Probate Court Expenditures

<u>COUNTY</u>	<u>COURT</u>	Total Personal Services	Total Contractual Services	Total Supplies	Total Current Charges	Total Properties	TOTAL
PORTER	COUNTY 2	27,325	1,000	650	1,320	1,800	32,095
POSEY	CIRCUIT	92,449	4,099	1,555	78	4,201	102,382
POSEY	COUNTY	33,047	1,752	1,159	50	1,025	37,033
PULASKI	CIRCUIT	80,688	3,397	1,984	2,865	20,119	109,053
PULASKI	COUNTY	23,876	1,397	774	48	32	26,127
PUTNAM	CIRCUIT	66,937	4,687	3,880	3,333	8,832	87,669
PUTNAM	COUNTY	27,024	572	1,648		1,447	30,691
RANDOLPH	CIRCUIT	67,006	2,870	1,250	516	4,654	76,291
RANDOLPH	COUNTY	24,305	836	1,055		600	26,796
RIPLEY	CIRCUIT	47,286	7,580	2,488	1,141	6,309	64,804
RUSH	CIRCUIT	75,524	7,845	2,194	1,183	11,123	97,869
RUSH	COUNTY	29,378	1,678	500		290	31,846
SCOTT	CIRCUIT	67,628	1,919	787	636	5,932	76,902
SCOTT	COUNTY	27,840	1,376	1,233	108	991	31,548
SHELBY	CIRCUIT	42,195	1,612	622	70	11,052	55,551
SHELBY	COUNTY	41,779	4,540	1,865	121	1,702	50,007
SHELBY	SUPERIOR	118,960	3,156	1,676		1,317	125,109
SPENCER	CIRCUIT	54,172	4,744	1,149	242	3,746	64,051
ST. JOSEPH	CIRCUIT	88,549	1,670	1,494	1,537	2,485	95,735
ST. JOSEPH	JUV PROB	272,441	11,751	2,193	157	385	286,927
ST. JOSEPH	PROBATE	50,310	199	423		1,500	52,432
ST. JOSEPH	SUP & PUB DEF	569,302	3,181	3,635	3,221	11,990	591,329

Circuit, Superior, County, Municipal and Probate Court Expenditures

<u>COUNTY</u>	<u>COURT</u>	Total Personal Services	Total Con- tractual Services	Total Supplies	Total Current Charges	Total Properties	TOTAL
ST. JOSEPH	SUP PROB	132,869	1,900	1,450	150		136,369
STARKE	CIRCUIT	82,157	5,011	1,262	4,820	10,971	104,221
STEUBEN	CIRCUIT	74,875	3,876	1,659	469	5,567	86,446
STEUBEN	COUNTY	34,825	1,879	691		590	37,985
SULLIVAN	CIRCUIT	58,616	10,534	1,323	6,840	4,034	81,347
SULLIVAN	COUNTY	34,824	2,514	389	124	708	38,559
SWITZERLAND	CIRCUIT	13,344	283	40	98	1,480	15,245
SWITZERLAND	COUNTY	12,857	564	452			13,873
TIPPECANOE	CIR & PUB DEF	187,419	3,370	3,380	633	2,455	197,257
TIPPECANOE	COUNTY	44,286	3,950	2,382	412	3,806	54,836
TIPPECANOE	SUPERIOR 1	46,278	864	1,166	398	9,542	58,248
TIPPECANOE	SUPERIOR 2	36,337	540	6,447	353	1,450	45,127
TIPTON	CIR PROB	29,136	2,730	1,138		567	33,571
TIPTON	CIRCUIT	65,658	2,969	1,588	2,009	11,361	83,585
UNION	CIRCUIT	29,139	2,191	1,094	2,448	5,730	40,602
VANDEBURGH	CIRCUIT	354,206	7,180	8,663	14,000	1,452	385,501
VANDEBURGH	SUPERIOR	965,925	22,689	16,414	11,673	7,196	1,023,897
VERMILLION	CIRCUIT	62,563	3,918	2,314	2,706	6,535	78,036
VIGO	ALL COURTS	525,901	30,718	15,800	46,099	8,218	626,736
WABASH	CIRCUIT	82,958	2,368	2,041	305	6,985	94,657
WABASH	COUNTY	38,225	1,050	600	500	250	40,625
WARREN	CIRCUIT	54,571	3,949	616	822	8,163	68,121



Circuit, Superior, County, Municipal and Probate Court Expenditures

<u>COUNTY</u>	<u>COURT</u>	Total Personal Services	Total Contractual Services	Total Supplies	Total Current Charges	Total Properties	TOTAL
WARRICK	CIR & SUP	152,962	18,181	10,562	4,231	15,645	201,581
WASHINGTON	CIRCUIT	66,683	14,960	4,311	526	16,048	102,528
WAYNE	ALL COURTS PROB	72,941	104,000	800		1,600	179,341
WAYNE	CIRCUIT	59,669	4,248	2,218	990	20,498	87,623
WAYNE	COUNTY	45,652	2,781	4,622	2,697	8,318	64,070
WAYNE	SUPERIOR 1	50,649	2,209	1,543	11,030	6,414	71,845
WAYNE	SUPERIOR 2	37,368	2,802	1,379	3,761	3,285	48,595
WELLS	CIRCUIT	50,239	689	1,062	298	7,797	60,085
WELLS	COUNTY	26,759	1,828	207	2,400	822	32,016
WHITE	CIRCUIT	62,248	3,236	1,069	960	8,763	76,276
WHITE	COUNTY	48,286	2,997	1,032	64	1,766	54,145
WHITLEY	CIRCUIT	75,924	5,189	1,824	1,793	7,462	92,192
WHITLEY	COUNTY	17,200	1,773	1,092	128	605	20,798

FOOTNOTES TO EXPENDITURES OF CIRCUIT, SUPERIOR, COUNTY, MUNICIPAL  
AND PROBATE COURTS

\* Figures are based on 1980 appropriation.

\*\* Figures are based on 1979 appropriation.

- 1) TVB Clerk
- 2) Janitor
- 3) Janitor
- 4) Director of Volunteer Services \$15,828  
Director of Probation \$21,000
- 5) Interns
- 6) Order Book Clerks
- 7) Order Book Clerks
- 8) Order Book Clerks
- 9) Clerk(s)
- 10) Clerks)
- 11) Clerk(s)
- 12) Clerk(s)
- 13) Clerk(s)
- 14) Librarian
- 15) Clerk(s)
- 16) Clerk(s)
- 17) Court Coordinator
- 18) Part-time Employees
- 19) Court Coordinator
- 20) Office Staff and Clerical
- 21) Court Attache and Claims Supervisor
- 22) Director and Assistant Director of Probation

- 23) TVB Clerk
- 24) Clerk
- 25) Clerk
- 26) Librarian (\$9,200)
- 27) Docket Clerks (\$17,816)
- 28) Other Marion Municipal Court Employees
  - Administrative Service Manager --- \$18,460.00
  - Administrative Services Staff --- \$18,975.00
  - Data Systems Manager ----- \$22,074.00
  - Data Systems Staff ----- \$127,985.39
  - Analyst ----- -0-
  - Court Services Manager ----- \$14,014.00
  - Court Services Staff ----- \$109,096.90
  - Court Programs Manager ----- \$20,254.00
  - Court Programs Secretary ----- \$9,760.00
  - Alcohol and Drug Services
    - Coordinator/Staff (½ year) ----- \$34,982.00
  - Alcohol Treatment Center
    - Coordinator/Staff (½ year) ----- \$38,024.90
  - Mental Health Coordinator ----- \$12,168.00
  - Bail Commissioners ----- \$89,791.90
  - First Offender Coordinator/Staff - -0-
  - TOTAL ----- \$515,586.09
- 29) Administrative Assistant
- 30) Clerks
- 31) Clerks
- 32) Clerks
- 33) Clerks

- 34) TVB Clerks
- 35) Librarian
- 36) Clerks
- 37) Janitor
- 38) Custodian
- 39) Probate Clerk
- 40) TVB Clerk
- 41) Bail Bond

CITY AND TOWN COURT REVENUES - TOTAL

<u>COUNTY</u>	<u>COURT</u>	<u>FINAL TOTAL</u>	<u>COUNTY</u>	<u>COURT</u>	<u>FINAL TOTAL</u>	<u>COUNTY</u>	<u>COURT</u>	<u>FINAL TOTAL</u>
BLACKFORD	HARTFORD CITY	21,770	JASPER	DeMOTTE TOWN	10,348	MORGAN	MARTINSVILLE CITY	42,587
BLACKFORD	MONTPELIER CITY	41,795	JASPER	WHEATFIELD TOWN	4,396	MORGAN	MOORESVILLE TOWN	132,984
BOONE	LEBANON CITY	25,848	JAY	DUNKIRK CITY	3,601	NOBLE	AVILLA TOWN	30,876
BOONE	THORNTOWN TOWN	69,074	JAY	PORTLAND CITY	61,200	NOBLE	CROMWELL TOWN	47,909
BOONE	ZIONSVILLE TOWN	19,053	JENNINGS	NORTH VERNON CITY	67,040	PERRY	CANNELTON CITY	NOT REPORTING
CARROLL	DELPHI CITY	17,411	JOHNSON	FRANKLIN CITY	140,266	PERRY	TELL CITY CITY	60,775
CLARK	CLARKSVILLE TOWN	50,747	JOHNSON	GREENWOOD CITY	54,499	PIKE	PETERSBURG CITY	49,009
CLARK	JEFFERSONVILLE CITY	57,467	KNOX	BICKNELL CITY	13,859	PORTER	CHESTERTON TOWN	50,415
CLINTON	FRANKFORT CITY	7,320	LAKE	CROWN POINT CITY	70,613	RANDOLPH	UNION CITY	12,108
DEARBORN	AURORA CITY	152,900	LAKE	EAST CHICAGO CITY	74,917	RANDOLPH	WINCHESTER CITY	76,403
DEARBORN	LAWRENCEBURG CITY	203,759	LAKE	GARY CITY	305,883	RIPLEY	BATESVILLE CITY	69,189
DEKALB	BUTLER CITY	6,529	LAKE	HAMMOND CITY	NOT REPORTING	RIPLEY	VERSAILLES TOWN	107,155
DELAWARE	ALBANY TOWN	NOT REPORTING	LAKE	HOBART CITY	76,205	SPENCER	ROCKPORT CITY	NOT REPORTING
DELAWARE	YORKTOWN TOWN	132,293	LAKE	LAKE STATION CITY	29,773	STEBEN	FREMONT TOWN	109,297
ELKHART	ELKHART CITY	219,260	LAKE	WHITING CITY	19,405	TIPPECANOE	WEST LAFAYETTE CITY	18,625
ELKHART	GOSHEN CITY	190,408	MADISON	ALEXANDRIA CITY	27,254	TIPTON	SHARPSVILLE TOWN	33,402
ELKHART	NAPPANEE CITY	NOT REPORTING	MADISON	ANDERSON CITY	238,363	TIPTON	TIPTON CITY	53,708
FOUNTAIN	ATTICA CITY	246,003	MADISON	CHESTERFIELD TOWN	91,461	VERMILLION	CLINTON CITY	112,638
GRANT	GAS CITY	73,123	MADISON	EDGEWOOD TOWN	101,804	VIGO	TERRE HAUTE CITY	379,035
GRANT	MARION CITY	155,446	MARSHALL	ARGOS TOWN COURT	112,463	WABASH	N. MANCHESTER TOWN	8,581
HAMILTON	CARMEL CITY	53,727	MARSHALL	PLYMOUTH CITY	26,988	WABASH	WABASH CITY	128,340
HAMILTON	NOBLESVILLE CITY	68,652	MARTIN	LOGOOTE CITY	6,675	WASHINGTON	SALEM CITY	62,458
HENRY	KNIGHTSTOWN TOWN	194,817	MIAMI	BUNKER HILL TOWN	32,691	WELLS	BLUFFTON CITY	72,917
HOWARD	RUSSIAVILLE TOWN	1,122	MIAMI	PERU CITY	25,855	WHITLEY	COLUMBIA CITY CITY	115,238

CITY AND TOWN COURT REVENUES REPORT FOR THE STATE

<u>COUNTY</u>	<u>COURT</u>	Fines (For State Law Violations)	Prosecuting Attorney's Fee (State Portion)	Violent Crime Fund	B. M. V. Fees	Other	Total Revenues For State Funds
BLACKFORD	HARTFORD CITY	10,415	5,124		957		16,496
BLACKFORD	MONTPELIER CITY	15,080	11,947		2,459	30	29,516
BOONE	LEBANON CITY	11,819	6,404		1,155		19,378
BOONE	THORNTOWN TOWN	14,786	24,570		5,133	15	44,504
BOONE	ZIONSVILLE TOWN	7,084	4,314	261	804		12,463
CARROLL	DELPHI CITY	4,817	5,712		1,170		11,699
CLARK	CLARKSVILLE TOWN	22,014	10,529	3,512	969		37,024
CLARK	JEFFERSONVILLE CITY	25,111	14,092	1,585	1,926		42,714
CLINTON	FRANKFORT CITY	2,702	2,115		191		5,008
DEARBORN	AURORA CITY	56,819	43,204	851	8,526	150	109,550
DEARBORN	LAWRENCEBURG CITY	139,687	28,571	919	5,545		174,722
DEKALB	BUTLER CITY	1,579	2,170		465		4,214
DELAWARE	ALBANY TOWN	NOT REPORTING					
DELAWARE	YORKTOWN TOWN	35,155	43,820		9,153	345	88,473
ELKHART	ELKHART CITY	59,919	71,648		12,291		143,858
ELKHART	GOSHEN CITY	53,791	60,928	2,531	13,136		130,386
ELKHART	NAPPANEE CITY	NOT REPORTING					
FOUNTAIN	ATTICA CITY	153,000	40,138		7,695	105	200,938
GRANT	GAS CITY	33,265	18,900	391	2,941	75	55,572
GRANT	MARION CITY	61,488	34,902	4,735	4,338	12,270	117,733
HAMILTON	CARMEL CITY	9,895	11,258	263	3,840		25,256
HAMILTON	NOBLESVILLE CITY	22,994	19,666		3,685		46,345

CITY AND TOWN COURT REVENUES REPORT FOR THE STATE

<u>COUNTY</u>	<u>COURT</u>	Fines (For State Law Violations)	Prosecuting Attorney's Fee (State Portion)	Violent Crime Fund	B. M. V. Fees	Other	Total Revenues For State Funds
HENRY	KNIGHTSTOWN TOWN	44,437	65,716	6,032	12,696		128,881
HOWARD	RUSSIAVILLE TOWN	297	378		69		744
JASPER	DeMOTTE TOWN	2,815	3,220	494	594	5	7,128
JASPER	WHEATFIELD TOWN	1,693	1,326		208		3,227
JAY	DUNKIRK CITY	794	1,232				2,026
JAY	PORTLAND CITY	20,961	17,530		3,627	45	42,163
JENNINGS	NORTH VERNON CITY	32,990	15,709		2,325	180	51,204
JOHNSON	FRANKLIN CITY	40,701	44,156	1,684	8,730		95,271
JOHNSON	GREENWOOD CITY	19,134	15,904	651	2,466		38,155
KNOX	BICKNELL CITY	4,575	4,298		678	10	9,561
LAKE	CROWN POINT CITY	26,236	9,268	987	4,029		40,520
LAKE	EAST CHICAGO CITY	28,454	11,732		1,878		42,064
LAKE	GARY CITY	75,124	78,694		16,298		170,116
LAKE	HAMMOND CITY	NOT REPORTING					
LAKE	HOBART CITY	19,385	26,046		4,494	80	50,005
LAKE	LAKE STATION CITY	7,909	9,282		1,632		18,823
LAKE	WHITING CITY	8,351	4,126		586		13,063
MADISON	ALEXANDRIA CITY	9,781	8,134		1,170	25	19,110
MADISON	ANDERSON CITY	99,582	62,077	5,429	9,564	5	176,657
MADISON	CHESTERFIELD TOWN	39,946	23,170	399	4,671	25	68,211
MADISON	EDGEWOOD TOWN	39,849	28,056	399	5,409	25	73,738
MARSHALL	ARGOS TOWN COURT	46,714	29,680	101	6,288		82,783

CITY AND TOWN COURT REVENUES REPORT FOR THE STATE

<u>COUNTY</u>	<u>COURT</u>	Fines (For State Law Violations)	Prosecuting Attorney's Fee (State Portion)	Violent Crime Fund	B.M.V. Fees	Other	Total Revenues For State Funds
MARSHALL	PLYMOUTH CITY	7,406	7,938		4,242		19,586
MARTIN	LOGOOTE CITY	1,289	2,478	10	413		4,190
MIAMI	BUNKER HILL TOWN	9,096	10,290		2,040	210	21,636
MIAMI	PERU CITY	8,958	7,406		1,236		17,600
MORGAN	MARTINSVILLE CITY	9,394	15,218		2,757		27,369
MORGAN	MOORESVILLE TOWN	42,814	40,936		8,298		92,048
NOBLE	AVILLA TOWN	13,308	7,282		1,518	690	22,798
NOBLE	CROMWELL TOWN	22,269	11,452	229	2,397		36,347
PERRY	CANNELTON CITY	NOT REPORTING					
PERRY	TELL CITY CITY	28,432	14,490	872	2,361	60	46,215
PIKE	PETERSBURG CITY	14,791	15,999		2,880	35	33,705
PORTER	CHESTERTON TOWN	19,908	12,502	284	2,637		35,331
RANDOLPH	UNION CITY	4,940	3,052		516	15	8,523
RANDOLPH	WINCHESTER CITY	27,458	21,336	735	4,250		53,779
RIPLEY	BATESVILLE CITY	28,565	18,130	651	3,693		51,039
RIPLEY	VERSAILLES TOWN	47,181	27,337		5,175	125	79,818
SPENCER	ROCKPORT CITY	NOT REPORTING					
STEUBEN	FREMONT TOWN	36,120	32,837		5,901	1,530	76,398
TIPPECANOE	WEST LAFAYETTE CITY	3,310	5,614		1,413		10,337
TIPTON	SHARPSVILLE TOWN	13,869	8,778		1,881	73	24,601
TIPTON	TIPTON CITY	22,560	13,636	928	2,673	25	39,822
VERMILLION	CLINTON CITY	33,119	34,328		7,620	545	75,612

<u>COUNTY</u>	<u>COURT</u>	Fines (For State Law Violations)	Prosecuting Attorney's Fee (State Portion)	Violent Crime Fund	B.M.V. Fees	Other	Total Revenues For State Funds
VIGO	TERRE HAUTE CITY	119,817	85,362		18m780		223,959
WABASH	N. MANCHESTER TOWN	2,489	2,646	21	504		5,660
WABASH	WABASH CITY	50,362	33,067	893	5,595		89,917
WASHINGTON	SALEM CITY	33,346	12,488	2,285	2,083	95	50,297
WELLS	BLUFFTON CITY	33,400	16,208	3,830	2,955	85	56,478
WHITLEY	COLUMBIA CITY CITY	53,458	27,428	1,893	5,217	55	88,051



CITY AND TOWN COURT REVENUES REPORT FOR THE COUNTY

<u>COUNTY</u>	<u>COURT</u>	<u>Prosecutor's Fee (County Portion)</u>	<u>Alcohol &amp; Drug Program Fee</u>	<u>Other</u>	<u>Total Revenues For County Funds</u>
BLACKFORD	HARTFORD CITY	1,464			1,464
BLACKFORD	MONTPELIER CITY	3,414			3,414
BOONE	LEBANON CITY	1,869			1,869
BOONE	THORNTOWN TOWN	7,020			7,020
BOONE	ZIONSVILLE TOWN	1,232			1,232
CARROLL	DELPHI CITY	1,632			1,632
CLARK	CLARKSVILLE TOWN	3,012			3,012
CLARK	JEFFERSONVILLE CITY	4,008			4,008
CLINTON	FRANKFORT CITY	616			616
DEARBORN	AURORA CITY	12,344			12,344
DEARBORN	LAWRENCEBURG CITY	8,166			8,166
DEKALB	BUTLER CITY	620			620
DELAWARE	ALBANY TOWN				
DELAWARE	YORKTOWN TOWN	12,520			12,520
ELKHART	ELKHART CITY	20,473			20,473
ELKHART	GOSHEN CITY	16,044			16,044
ELKHART	NAPPANEE CITY				
FOUNTAIN	ATTICA CITY	11,372			11,372
GRANT	GAS CITY	5,650			5,650
GRANT	MARION CITY	9,976	2,463		12,439
HAMILTON	CARMEL CITY	3,212			3,212
HAMILTON	NOBLESVILLE CITY	5,615			5,615

CITY AND TOWN COURT REVENUES REPORT FOR THE COUNTY

<u>COUNTY</u>	<u>COURT</u>	<u>Prosecutor's Fee (County Portion)</u>	<u>Alcohol &amp; Drug Program Fee</u>	<u>Other</u>	<u>Total Revenues For County Funds</u>
HENRY	KNIGHTSTOWN TOWN	18,776			18,776
HOWARD	RUSSIAVILLE TOWN	108			108
JASPER	DeMOTTE TOWN	920			920
JASPER	WHEATFIELD TOWN	334			334
JAY	DUNKIRK CITY	352			352
JAY	PORTLAND CITY	5,004			5,004
JENNINGS	NORTH VERNON CITY	4,499			4,499
JOHNSON	FRANKLIN CITY	12,616			12,616
JOHNSON	GREENWOOD CITY	4,544			4,544
KNOX	BICKNELL CITY	1,228			1,228
LAKE	CROWN POINT CITY	2,628			2,628
LAKE	EAST CHICAGO CITY	3,352			3,352
LAKE	GARY CITY	22,502			22,502
LAKE	HAMMOND CITY				
LAKE	HOBART CITY	7,450			7,450
LAKE	LAKE STATION CITY	2,652			2,652
LAKE	WHITING CITY	1,176			1,176
MADISON	ALEXANDRIA CITY	2,324			2,324
MADISON	ANDERSON CITY	17,616			17,616
MADISON	CHESTERFIELD TOWN	6,620			6,620
MADISON	EDGEWOOD TOWN	8,016			8,016
MARSHALL	ARGOS TOWN COURT	8,480			8,480

CITY AND TOWN COURT REVENUES REPORT FOR THE COUNTY

<u>COUNTY</u>	<u>COURT</u>	<u>Prosecutor's Fee (County Portion)</u>	<u>Alcohol &amp; Drug Program Fee</u>	<u>Other</u>	<u>Total Revenues For County Funds</u>
MARSHALL	PLYMOUTH CITY	2,268			2,268
MARTIN	LOGOOTE CITY	715			715
MIAMI	BUNKER HILL TOWN	2,940	755		3,695
MIAMI	PERU CITY	2,120	835		2,955
MORGAN	MARTINSVILLE CITY	4,348			4,348
MORGAN	MOORESVILLE TOWN	11,696			11,696
NOBLE	AVILLA TOWN	2,308			2,308
NOBLE	CROMWELL TOWN	3,272			3,272
PERRY	CANNELTON CITY				
PERRY	TELL CITY CITY	4,140			4,140
PIKE	PETERSBURG CITY	4,364			4,364
PORTER	CHESTERTON TOWN	3,572			3,572
RANDOLPH	UNION CITY	860		367	1,227
RANDOLPH	WINCHESTER CITY	6,096			6,096
RIPLEY	BATESVILLE CITY	5,180			5,180
RIPLEY	VERSAILLES TOWN	7,811			7,811
SPENCER	ROCKPORT CITY				
STEBEN	FREMONT TOWN	9,379			9,379
TIPPECANOE	WEST LAFAYETTE CITY	1,772			1,772
TIPTON	SHARPSVILLE TOWN	2,508			2,508
TIPTON	TIPTON CITY	3,896			3,896
VERMILLION	CLINTON CITY	9,808			9,808

CITY AND TOWN COURT REVENUES REPORT FOR THE COUNTY

<u>COUNTY</u>	<u>COURT</u>	Prosecutor's Fee (County Portion)	Alcohol & Drug Program Fee	Other	Total Revenues For County Funds
VIGO	TERRE HAUTE CITY	24,536	24,750		49,286
WABASH	N. MANCHESTER TOWN	760			760
WABASH	WABASH CITY	8,996			8,996
WASHINGTON	SALEM CITY	3,571			3,571
WELLS	BLUFFTON CITY	4,634			4,634
WHITLEY	COLUMBIA CITY CITY	7,308			7,308



CITY AND TOWN COURT REVENUES REPORT FOR THE LOCAL

<u>COUNTY</u>	<u>COURT</u>	Fines (For Local Violations)	Docket Fee Criminal	Docket Fee Civil	Local Prosecutor's Fee	Other	Total Revenues For Local Funds
BLACKFORD	HARTFORD CITY	70	3,740				3,810
BLACKFORD	MONTPELIER CITY	160	8,705				8,865
BOONE	LEBANON CITY		4,601				4,601
BOONE	THORNTOWN TOWN		17,550				17,550
BOONE	ZIONSVILLE TOWN	1,560	3,798				5,358
CARROLL	DELPHI CITY			4,080			4,080
CLARK	CLARKSVILLE TOWN	312	8,026			2,373	10,711
CLARK	JEFFERSONVILLE CITY		10,240			505	10,745
CLINTON	FRANKFORT CITY	166	1,530				1,696
DEARBORN	AURORA CITY	43	30,963				31,006
DEARBORN	LAWRENCEBURG CITY	6	20,865				20,871
DEKALB	BUTLER CITY	125	1,570				1,695
DELAWARE	ALBANY TOWN						
DELAWARE	YORKTOWN TOWN		31,300				31,300
ELKHART	ELKHART CITY	1,174	51,865	1,890			54,929
ELKHART	GOSHEN CITY	188	43,790				43,978
ELKHART	NAPPANEE CITY						
FOUNTAIN	ATTICA CITY	31	28,327			5,335	33,693
GRANT	GAS CITY		11,901				11,901
GRANT	MARION CITY	354	24,920				25,274
HAMILTON	CARMEL CITY	11,457	13,802				25,259
HAMILTON	NOBLESVILLE CITY	2,560	14,132				16,692

CITY AND TOWN COURT REVENUES REPORT FOR THE LOCAL

<u>COUNTY</u>	<u>COURT</u>	Fines (For Local Violations)	Docket Fee Criminal	Docket Fee Civil	Local Prosecutor's Fee	Other	Total Revenues For Local Funds
HENRY	KNIGHTSTOWN TOWN		46,930			230	47,160
HOWARD	RUSSIAVILLE TOWN			270			270
JASPER	DeMOTTE TOWN		2,300				2,300
JASPER	WHEATFIELD TOWN		835				835
JAY	DUNKIRK CITY	343		880			1,223
JAY	PORTLAND CITY	1,223	12,810				14,033
JENNINGS	NORTH VERNON CITY	51	11,286				11,337
JOHNSON	FRANKLIN CITY		32,379				32,379
JOHNSON	GREENWOOD CITY		11,800				11,800
KNOX	BICKNELL CITY		3,070				3,070
LAKE	CROWN POINT CITY	12,525	14,820	120			27,465
LAKE	EAST CHICAGO CITY	1,061	10,270	18,170			29,501
LAKE	GARY CITY	8,379	60,600	26,420		17,866	113,265
LAKE	HAMMOND CITY						
LAKE	HOBART CITY	30	18,700		20		18,750
LAKE	LAKE STATION CITY	724	7,574				8,298
LAKE	WHITING CITY	2,499	2,667				5,166
MADISON	ALEXANDRIA CITY		5,820				5,820
MADISON	ANDERSON CITY	50	44,040				44,090
MADISON	CHESTERFIELD TOWN	70	16,560				16,630
MADISON	EDGEWOOD TOWN		20,050				20,050
MARSHALL	ARGOS TOWN COURT		21,200				21,200

CITY AND TOWN COURT REVENUES REPORT FOR THE LOCAL

<u>COUNTY</u>	<u>COURT</u>	Fines (For Local Violations)	Docket Fee Criminal	Docket Fee Civil	Local Prosecutor's Fee	Other	Total Revenues For Local Funds
MARSHALL	PLYMOUTH CITY	55	5,079				5,134
MARTIN	LOOGOOTEE CITY	1,770					1,770
MIAMI	BUNKER HILL TOWN	10	7,350				7,360
MIAMI	PERU CITY		5,300				5,300
MORGAN	MARTINSVILLE CITY		10,870				10,870
MORGAN	MOORESVILLE TOWN		29,240				29,240
NOBLE	AVILLA TOWN		5,770				5,770
NOBLE	CROMWELL TOWN	50	8,240				8,290
PERRY	CANNELTON CITY						
PERRY	TELL CITY CITY	70		10,350			10,420
PIKE	PETERSBURG CITY			10,940			10,940
PORTER	CHESTERTON TOWN	1,331	9,860		321		11,512
RANDOLPH	UNION CITY	148	2,210				2,358
RANDOLPH	WINCHESTER CITY	658	15,870				16,528
RIPLEY	BATESVILLE CITY		12,970				12,970
RIPLEY	VERSAILLES TOWN		19,526				19,526
SPENCER	ROCKPORT CITY						
STEUBEN	FREMONT TOWN		23,520				23,520
TIPPECANOE	WEST LAFAYETTE CITY	1,216	5,300				6,516
TIPTON	SHARPSVILLE TOWN	8	6,270	10		5	6,293
TIPTON	TIPTON CITY	160	9,830				9,990
VERMILLION	CLINTON CITY	228	26,990				27,218

CITY AND TOWN COURT REVENUES REPORT FOR THE LOCAL

<u>COUNTY</u>	<u>COURT</u>	Fines (For Local Violations)	Docket Fee Criminal	Docket Fee Civil	Local Prosecutor's Fee	Other	Total Revenues For Local Funds
VIGO	TERRE HAUTE CITY	28,555	76,770			465	105,790
WABASH	N. MANCHESTER TOWN	101	2,060				2,161
WABASH	WABASH CITY	300	27,075			2,052	29,427
WASHINGTON	SALEM CITY		8,590				8,590
WELLS	BLUFFTON CITY	125	11,680				11,805
WHITLEY	COLUMBIA CITY CITY	249	19,630				19,879



City and Town Court Expenditures

<u>COUNTY</u>	<u>COURT</u>	Judge(s)- Salary Part Paid by County	Court Commis- sioner(s)	Court Reporter(s)	Court Bailliff(s)	Probation Officer(s)	Probation Office Staff & Expenses	Jury Commis- sioner(s)	Court Adminis- trator(s)	Court Adminis- trator's Staff
BLACKFORD	HARTFORD CITY	2,400			600					
BLACKFORD	MONTPELIER CITY	2,000								
BOONE	LEBANON CITY	4,400								
BOONE	THORNTOWN TOWN	8,652								
BOONE	ZIONSVILLE TOWN				1,050					1,050
CLARK	CLARKSVILLE TOWN	10,000								
CLARK	JEFFERSONVILLE CITY	8,250								
CLINTON	FRANKFORT CITY	4,000								
DEARBORN	AURORA CITY	3,600								
DEARBORN	LAWRENCEBURG CITY	3,600		3,275						
DEKALB	BUTLER CITY	1,000								
DELAWARE	ALBANY TOWN	NOT REPORTING								
DELAWARE	YORKTOWN TOWN	3,600								
ELKHART	ELKHART CITY	16,000			7,715	27,300	10,000			
ELKHART	GOSHEN CITY	10,000				8,424				
ELKHART	NAPPANEE CITY	NOT REPORTING								
FOUNTAIN	ATTICA CITY	2,500		50				75		
GRANT	GAS CITY	3,000			4,000					
GRANT	MARION CITY	9,000			8,223					
HAMILTON	CARMEL CITY	8,000			1,882					
HAMILTON	NOBLESVILLE CITY	6,500			2,395					
HENRY	KNIGHTSTOWN TOWN	4,800								

City and Town Court Expenditures

<u>COUNTY</u>	<u>COURT</u>	Judge(s)- Salary Part Paid by County	Court Commis- sioner(s)	Court Reporter(s)	Court Bailliff(s)	Probation Officer(s)	Probation Office Staff & Expenses	Jury Commis- sioner(s)	Court Adminis- trator(s)	Court Adminis- trator's Staff
HOWARD	RUSSIAVILLE TOWN	NOT REPORTING								
JASPER	DeMOTTE TOWN	2,400								
JASPER	WHEATFIELD TOWN	UNBUDGETED								
JAY	DUNKIRK CITY	1,100							450	
JAY	PORTLAND CITY	4,100								
JENNINGS	NORTH VERNON CITY	NOT REPORTING								
JOHNSON	FRANKLIN CITY	7,000		8,640	1,560					
JOHNSON	GREENWOOD CITY	6,000			900					
KNOX	BICKNELL CITY	1,850								
LAKE	CROWN POINT CITY	7,600			1,800					
LAKE	EAST CHICAGO CITY	23,650	19,426		61,281	64,321			22,077	
LAKE	GARY CITY	24,000	43,366		164,478	75,593	8,523			
LAKE	HAMMOND CITY	NOT REPORTING								
LAKE	HOBART CITY	7,500			2,572					
LAKE	LAKE STATION CITY	7,500			2,875					
LAKE	WHITING CITY	8,000			5,974					
MADISON	ALEXANDRIA CITY	2,400								
MADISON	ANDERSON CITY	17,655			8,369	4,686				
MADISON	CHESTERFIELD TOWN	2,278			440					
MADISON	EDGEWOOD TOWN	4,977								
MARSHALL	ARGOS TOWN COURT	5,080			1,290					
MARSHALL	PLYMOUTH CITY	NOT REPORTING								

City and Town Court Expenditures

<u>COUNTY</u>	<u>COURT</u>	Judge(s)- Salary Part Paid by County	Court Commis- sioner(s)	Court Reporter(s)	Court Bailliff(s)	Probation Officer(s)	Probation Office Staff & Expenses	Jury Commis- sioner(s)	Court Adminis- trator(s)	Court Adminis- trator's Staff
MARTIN	LOGOOTE CITY	2,400								
MIAMI	BUNKER HILL TOWN	5,200								
MIAMI	PERU CITY	5,200								
MORGAN	MARTINSVILLE CITY	6,000			2,500					
MORGAN	MOOREVILLE TOWN	8,000								
NOBLE	AVILLA TOWN	5,000								
NOBLE	CROMWELL TOWN	3,000								
PERRY	CANNELTON CITY	NOT REPORTING								
PERRY	TELL CITY	2,675								
PIKE	PETERSBURG CITY	3,600								
PORTER	CHESTERTON TOWN	6,040			720					
RANDOLPH	UNION CITY	2,675								
RANDOLPH	WINCHESTER CITY	3,900								
RIPLEY	BATESVILLE CITY			1,200						
RIPLEY	VERSAILLES TOWN	5,000								
SPENCER	ROCKPORT CITY	NOT REPORTING								
STEBEN	FREMONT TOWN	13,500								
TIPPECANOE	WEST LAFAYETTE CITY	7,200								
TIPTON	SHARPSVILLE TOWN	1,500								
TIPTON	TIPTON CITY	3,210								
VERMILLION	CLINTON CITY	3,600	3,300							
VIGO	TERRE HAUTE CITY	16,000		6,820						

City and Town Court Expenditures

<u>COUNTY</u>	<u>COURT</u>	Judge(s)- Salary Part Paid by County	Court Commis- sioner(s)	Court Reporter(s)	Court Bailliff(s)	Probation Officer(s)	Probation Office Staff & Expenses	Jury Commis- sioner(s)	Court Adminis- trator(s)	Court Adminis- trator's Staff
WABASH	NORTH MANCHESTER CITY	4,335								
WABASH	WABASH CITY	10,000								
WASHINGTON	SALEM CITY	7,500								
WELLS	BLUFFTON CITY	4,500								
WHITE	MONON TOWN	NOT REPORTING								
WHITLEY	COLUMBIA CITY	3,750								

City and Town Court Expenditures

<u>COUNTY</u>	<u>COURT</u>	Court Secretary(ies)	Law Clerk(s) or Intern(s)	Extra Help (Vacation Employees)	Public Defenders-Salaried	Public Defender's Staff & Exp.	Other Employees	Per Diem of Special Judges	Per Diem of Judges-Venued Cases	Per Diem-Ct. Reporters-Venued Cases
BLACKFORD	HARTFORD CITY									
BLACKFORD	MONTPELIER CITY						(2) 1,800	125		
BOONE	LEBANON CITY						(1) 1,000			
BOONE	THORNTOWN TOWN						(3) 1,500	100		
BOONE	ZIONSVILLE TOWN							45		
CLARK	CLARKSVILLE TOWN									
CLARK	JEFFERSONVILLE CITY	9,900		500				150		
CLINTON	FRANKFORT CITY							675		
DEARBORN	AURORA CITY	3,000					(4) 674			
DEARBORN	LAWRENCEBURG CITY									
DEKALB	BUTLER CITY							700		
DELAWARE	ALBANY TOWN									
DELAWARE	YORKTOWN TOWN	1,320								
ELKHART	ELKHART CITY	3,674								
ELKHART	GOSHEN CITY	8,424		2,000					250	
ELKHART	NAPPANEE CITY							475		
FOUNTAIN	ATTICA CITY									
GRANT	GAS CITY						(5) 7,329			
GRANT	MARION CITY	6,999						400		
HAMILTON	CARMEL CITY	6,577						2,525		
HAMILTON	NOBLESVILLE CITY							900		
HENRY	KNIGHTSTOWN TOWN			164			(6) 8,003	350		
							(7) 2,600			

City and Town Court Expenditures

COUNTY	COURT	Court Secretary(ies)	Law Clerk(s) or Intern(s)	Extra Help (Vacation Employees)	Public Defenders-Salaried	Public Defender's Staff & Exp.	Other Employees	Per Diem of Special Judges	Per Diem of Judges-Venued Cases	Per Diem-Ct. Reporters-Venued Cases
HOWARD	RUSSIAVILLE TOWN									
JASPER	DeMOTTE TOWN	150								
JASPER	WHEATFIELD TOWN									
JAY	DUNKIRK CITY									
JAY	PORTLAND CITY	2,000								
JENNINGS	NORTH VERNON CITY							25		
JOHNSON	FRANKLIN CITY	3,231								
JOHNSON	GREENWOOD CITY									
KNOX	BICKNELL CITY									
LAKE	CROWN POINT CITY	8,645								
LAKE	EAST CHICAGO CITY	14,916	17,411					2,500		
LAKE	GARY CITY	17,641						1,000		
LAKE	HAMMOND CITY			120	15,000		8,464	1,995		
LAKE	HOBART CITY									
LAKE	LAKE STATION CITY	2,750					(8) 13,344	600		
LAKE	WHITING CITY							150		
MADISON	ALEXANDRIA CITY	1,800							125	
MADISON	ANDERSON CITY	7,174								
MADISON	CHESTERFIELD TOWN	986			6,696			6,335		
MADISON	EDGEWOOD TOWN	5,007					(9) 1,722	100		
MARSHALL	ARGOS TOWN COURT									
MARSHALL	PLYMOUTH CITY									

City and Town Court Expenditures

<u>COUNTY</u>	<u>COURT</u>	Court Secretary(ies)	Law Clerk(s) or Intern(s)	Extra Help (Vacation Employees)	Public Defenders- Salaried	Public Defender's Staff & Exp.	Other Employees	Per Diem of Special Judges	Per Diem of Judges- Venued Cases	Per Diem-Ct. Reporters- Venued Cases
MARTIN	LOGOOTE CITY									
MIAMI	BUNKER HILL TOWN	420								
MIAMI	PERU CITY	2,535								
MORGAN	MARTINSVILLE CITY						(10) 3,000	25		
MORGAN	MOORESVILLE TOWN	5,360								
NOBLE	AVILLA TOWN	1,665						75		
NOBLE	CROMWELL TOWN									
PERRY	CANNELTON CITY									
PERRY	TELL CITY	1,035								
PIKE	PETERSBURG CITY	3,565								
PORTER	CHESTERTON TOWN	4,269						650		
RANDOLPH	UNION CITY							50		
RANDOLPH	WINCHESTER CITY									
RIPLEY	BATESVILLE CITY							75		
RIPLEY	VERSAILLES TOWN	2,865								
SPENCER	ROCKPORT CITY									
STEUBEN	FREMONT TOWN									
TIPPECANOE	WEST LAFAYETTE CITY						(11) 4,006	275		
TIPTON	SHARPSVILLE TOWN									
TIPTON	TIPTON CITY							400		
VERMILLION	CLINTON CITY									
VIGO	TERRE HAUTE CITY							2,373		

City and Town Court Expenditures

COUNTY	COURT	Court Secretary(ies)	Law Clerk(s) or Intern(s)	Extra Help (Vacation Employees)	Public Defenders-Salaried	Public Defender's Staff & Exp.	Other Employees	Per Diem of Special Judges	Per Diem of Judges-Venued Cases	Per Diem-Ct. Reporters-Venued Cases
WABASH	NORTH MANCHESTER CITY							100		
WABASH	WABASH CITY	8,000						1,500		
WASHINGTON	SALEM CITY	5,923								
WELLS	BLUFFTON CITY	1,800								
WHITE	MONON TOWN									
WHITE	COLUMBIA CITY	3,400						312		



City and Town Court Expenditures

<u>COUNTY</u>	<u>COURT</u>	Per Diem- Bailiffs- Venued Cases	Per Diem of Grand Jurors	Per Diem of Petit Jurors	Pauper Atty. (Case by Case)	Witness Fees	Medical Services	Psychiatric Services	Trans. for Indigent Defense, Appeal & Depositions	Other
BLACKFORD	HARTFORD CITY									
BLACKFORD	MONTPELIER CITY									150
BOONE	LEBANON CITY									
BOONE	THORNTOWN TOWN									
BOONE	ZIONSVILLE TOWN									
CLARK	CLARKSVILLE TOWN									
CLARK	JEFFERSONVILLE CITY									
CLINTON	FRANKFORT CITY									
DEARBORN	AURORA CITY									50
DEARBORN	LAWRENCEBURG CITY									
DEKALB	BUTLER CITY									539
DELAWARE	ALBANY TOWN									
DELAWARE	YORKTOWN TOWN									
ELKHART	ELKHART CITY									
ELKHART	GOSHEN CITY			307	7,700					120
ELKHART	NAPPANEE CITY				1,650					
FOUNTAIN	ATTICA CITY									
GRANT	GAS CITY									
GRANT	MARION CITY				500					
HAMILTON	CARMEL CITY			240						
HAMILTON	NOBLESVILLE CITY				418					
HENRY	KNIGHTSTOWN TOWN									

City and Town Court Expenditures

<u>COUNTY</u>	<u>COURT</u>	Per Diem- Bailliffs- Venued Cases	Per Diem of Grand Jurors	Per Diem of Petit Jurors	Pauper Atty. (Case by Case)	Witness Fees	Medical Services	Psychiatric Services	Trans. for Indigent Defense, Appeal & Depositions	Other
HOWARD	RUSSIAVILLE TOWN									
JASPER	DeMOTTE TOWN									
JASPER	WHEATFIELD TOWN									
JAY	DUNKIRK CITY									
JAY	PORTLAND CITY									
JENNINGS	NORTH VERNON CITY									
JOHNSON	FRANKLIN CITY									1,228
JOHNSON	GREENWOOD CITY									
KNOX	BICKNELL CITY									
LAKE	CROWN POINT CITY				1,200					
LAKE	EAST CHICAGO CITY			2,000	9,000		500	500		
LAKE	GARY CITY			2,020	300		13,650			
LAKE	HAMMOND CITY									
LAKE	HOBART CITY			84						
LAKE	LAKE STATION CITY									
LAKE	WHITING CITY									
MADISON	ALEXANDRIA CITY									
MADISON	ANDERSON CITY									
MADISON	CHESTERFIELD TOWN									230
MADISON	EDGEWOOD TOWN									
MARSHALL	ARGOS TOWN COURT									
MARSHALL	PLYMOUTH CITY									

City and Town Court Expenditures

<u>COUNTY</u>	<u>COURT</u>	Per Diem- Baillifs- Venued Cases	Per Diem of Grand Jurors	Per Diem of Petib Jurors	Pauper Atty. (Case by Case)	Witness Fees	Medical Services	Psychiatric Services	Trans. for Indigent Defense, Appeal & Depositions	Other
MARTIN	LOGOOTEETEE CITY									
MIAMI	BUNKER HILL TOWN									
MIAMI	PERU CITY									375
MORGAN	MARTINSVILLE CITY									
MORGAN	MOORESVILLE TOWN									
NOBLE	AVILLA TOWN									
NOBLE	CROMWELL TOWN									
PERRY	CANNELTON CITY									
PERRY	TELL CITY									
PIKE	PETERSBURG CITY									
PORTER	CHESTERTON TOWN									
RANDOLPH	UNION CITY									
RANDOLPH	WINCHESTER CITY									
RIPLEY	BATESVILLE CITY									
RIPLEY	VERSAILLES TOWN									511
SPENCER	ROCKPORT CITY									
STEUBEN	FREMONT TOWN									
TIPPECANOE	WEST LAFAYETTE CITY									
TIPTON	SHARPSVILLE TOWN									
TIPTON	TIPTON CITY									
VERMILLION	CLINTON CITY				143					
VIGO	TERRE HAUTE CITY									

**CONTINUED**

**5 OF 6**

City and Town Court Expenditures

<u>COUNTY</u>	<u>COURT</u>	Per Diem- Bailiffs- Venued Cases	Per Diem of Grand Jurors	Per Diem of Petit Jurors	Pauper Atty. (Case by Case)	Witness Fees	Medical Services	Psychiatric Services	Trans. for Indigent Defense, Appeal & Depositions	Other
WABASH	NORTH MANCHESTER CITY									20
WABASH	WABASH CITY				1,000					
WASHINGTON	SALEM CITY									
WELLS	BLUFFTON CITY									
WHITE	MONON TOWN									
WHITLEY	COLUMBIA CITY				139					

City and Town Court Expenditures

<u>COUNTY</u>	<u>COURT</u>	Total Personal Services	Total Con- tractual Services	Total Supplies	Total Current Charges	Total Properties	TOTAL
BLACKFORD	HARTFORD CITY	5,075	121	458	20		5,674
BLACKFORD	MONTPELIER CITY	3,000	15	477			3,492
BOONE	LEBANON CITY	6,000	60	589	20		6,669
BOONE	THORNTOWN TOWN	8,697	88				8,785
BOONE	ZIONSVILLE TOWN	2,100					2,100
CLARK	CLARKSVILLE TOWN	10,150	995			158	11,303
CLARK	JEFFERSONVILLE CITY	19,325	1,032	1,486	82	353	22,278
CLINTON	FRANKFORT CITY	4,724	19	274			5,017
DEARBORN	AURORA CITY	6,600	457			1,887	8,944
DEARBORN	LAWRENCEBURG CITY	8,114	3,009	2,676	20		13,819
DEKALB	BUTLER CITY	1,000	15				1,015
DELAWARE	ALBANY TOWN						
DELAWARE	YORKTOWN TOWN	5,170	275	1,500			6,945
ELKHART	ELKHART CITY	74,509	10,000	5,620	20	4,698	94,847
ELKHART	GOSHEN CITY	29,280	990	1,823	130		32,223
ELKHART	NAPPANEE CITY						
FOUNTAIN	ATTICA CITY	9,954		2,613			12,567
GRANT	GAS CITY	7,400	535	1,193			9,128
GRANT	MARION CITY	27,247	610	1,017	669	2,330	31,873
HAMILTON	CARMEL CITY	17,599	773	880	1,738	727	21,717
HAMILTON	NOBLESVILLE CITY	17,830	40	1,711			19,581
HENRY	KNIGHTSTOWN TOWN	7,400		1,500			8,900

City and Town Court Expenditures

<u>COUNTY</u>	<u>COURT</u>	Total Personal Services	Total Con- tractual Services	Total Supplies	Total Current Charges	Total Properties	TOTAL
HOWARD	RUSSIAVILLE TOWN						
JASPER	DeMOTTE TOWN	2,550	30	25		228	2,833
JASPER	WHEATFIELD TOWN						
JAY	DUNKIRK CITY	1,550	600				2,150
JAY	PORTLAND CITY	6,125	375	822	45		7,367
JENNINGS	NORTH VERNON CITY						
JOHNSON	FRANKLIN CITY	21,659	5,067	3,659	110	1,116	31,611
JOHNSON	GREENWOOD CITY	6,900	335	500	5		7,740
KNOX	BICKNELL CITY	1,850	235	290	20		2,395
LAKE	CROWN POINT CITY	21,745		900	235	500	23,380
LAKE	EAST CHICAGO CITY	236,082	22,946		9,700	5,300	274,028
LAKE	GARY CITY	375,150	12,074	2,176	2,496	1,989	393,885
LAKE	HAMMOND CITY						
LAKE	HOBART CITY	24,100	1,454	473	95	157	26,279
LAKE	LAKE STATION CITY	13,275	2,143	1,408	20		16,846
LAKE	WHITING CITY	14,099	981	561	105	611	16,357
MADISON	ALEXANDRIA CITY	4,200	56	411	65		4,732
MADISON	ANDERSON CITY	50,915	1,401	453	176	3,912	56,857
MADISON	CHESTERFIELD TOWN	5,756	1,355	1,363			8,474
MADISON	EDGEWOOD TOWN	9,984	1,801	269		58	12,112
MARSHALL	ARGOS TOWN COURT	6,370	1,200	1,813			9,383
MARSHALL	PLYMOUTH CITY						

City and Town Court Expenditures

<u>COUNTY</u>	<u>COURT</u>	Total Personal Services	Total Con- tractual Services	Total Supplies	Total Current Charges	Total Properties	TOTAL
MARTIN	LOOGOOTEE CITY	2,400	442				2,842
MIAMI	BUNKER HILL TOWN	5,620	730	530	1,205		8,085
MIAMI	PERU CITY	8,110	30	654			8,794
MORGAN	MARTINSVILLE CITY	11,525	75	186			11,786
MORGAN	MOORESVILLE TOWN	13,360	418	1,235		469	15,482
NOBLE	AVILLA TOWN	6,740	712	225		51	7,728
NOBLE	CROMWELL TOWN	3,000	210			427	3,637
PERRY	CANNELTON CITY						
PERRY	TELL CITY	3,710		1,081	20		4,811
PIKE	PETERSBURG CITY	7,165	143	2,111			9,419
PORTER	CHESTERTON TOWN	11,679	531	116		166	12,492
RANDOLPH	UNION CITY	2,725	30	370	25		3,150
RANDOLPH	WINCHESTER CITY	3,900	330	500		377	5,107
RIPLEY	BATESVILLE CITY	1,275	800				2,075
RIPLEY	VERSAILLES TOWN	8,376	2,411	557	40		11,384
SPENCER	ROCKPORT CITY						
STEBEN	FREMONT TOWN	13,500	1,567	29	1,515	2,467	19,078
TIPPECANOE	WEST LAFAYETTE CITY	11,481		142			11,623
TIPTON	SHARPSVILLE TOWN	1,500	359	657	38	99	2,653
TIPTON	TIPTON CITY	3,610	374	410	40	169	4,603
VERMILLION	CLINTON CITY	7,043	60	1,843	40		8,986
VIGO	TERRE HAUTE CITY	25,193	1,370	3,074			29,637



City and Town Court Expenditures

<u>COUNTY</u>	<u>COURT</u>	Total Personal Services	Total Con- tractual Services	Total Supplies	Total Current Charges	Total Properties	TOTAL
WABASH	NORTH MANCHESTER CITY	4,455					4,455
WABASH	WABASH CITY	20,500	60	750	145	150	21,605
WASHINGTON	SALEM CITY	13,423	100	600			14,123
WELLS	BLUFFTON CITY	6,612	60	802		150	7,624
WHITE	MONON TOWN						
WHITLEY	COLUMBIA CITY	7,289	2,085	1,900	840		12,114

FOOTNOTES TO CITY & TOWN COURT EXPENDITURES

- 1) Janitor
- 2) Clerk
- 3) Clerk
- 4) Clerk
- 5) Clerk
- 6) Clerk
- 7) Clerk
- 8) Clerk
- 9) Clerk
- 10) Clerk
- 11) Clerk

MARION COUNTY SMALL CLAIMS REVENUES

<u>COUNTY</u>	<u>COURT</u>	To State Funds	To Local Funds Township Docket Fee	To Others Service of Process For Certified Mail (Not in Total)	To Others Service of Process for Personal Service (Not in Total)	TOTAL Generated for Governmental Units
MARION	CENTER TOWNSHIP		78,669	(4,440)	(49,029)	78,669
MARION	DECATUR TOWNSHIP		75,933		(25,311)	75,933
MARION	LAWRENCE TOWNSHIP		47,309	(9,223)	(22,741)	47,309
MARION	PERRY TOWNSHIP		90,480		(63,749)	90,480
MARION	PIKE TOWNSHIP	10,232*	186,990	(7,429)	(62,330)	197,222
MARION	WARREN TOWNSHIP		115,320	(924)	(71,255)	115,320
MARION	WASHINGTON TOWNSHIP		63,479	(3,331)	(43,875)	63,479
MARION	WAYNE TOWNSHIP		48,940		(36,827)	48,940

\*Fee for Proceedings Supplemental

MARION COUNTY SMALL CLAIMS EXPENDITURES

<u>COUNTY</u>	<u>COURT</u>	Judicial Salary	Court Secretary(ies)	Other Employees (Clerks)	Other	Total Personal Services	Total Contractual	Total Supplies	Total Current Charges	Total Properties	TOTAL
MARION	CENTER TOWNSHIP	14,520		38,368		52,888	5,625				
MARION	DECATUR TOWNSHIP	12,000		16,500		28,500	10,560	708	17,886	642	77,749
MARION	LAWRENCE TOWNSHIP	12,000	18,500			30,500					39,060
MARION	PERRY TOWNSHIP	15,180				15,180					30,500
MARION	PIKE TOWNSHIP	17,280	59,650			76,930	14,133	3,126	23,107	5,463	15,180
MARION	WARREN TOWNSHIP	14,400	34,533			48,933	11,845	892	3,900	1,250	122,759
MARION	WASHINGTON TOWNSHIP	15,000		29,492	650	45,142	3,339	3,667	5,712	1,691	66,820
MARION	WAYNE TOWNSHIP	14,500		25,500		40,000	6,823	3,141	1,562	265	59,551
											51,791