

80937

1977
INDIANA JUDICIAL REPORT

DIVISION OF STATE COURT ADMINISTRATION
ROOM 323, STATE HOUSE
INDIANAPOLIS, INDIANA 46204



WFL

TABLE OF CONTENTS

	Page		
<u>INTRODUCTION:</u>		<u>Pending Cases - County Courts</u>	62
Indiana Judicial System	2	<u>CASELOAD OF INDIANA SUPREME COURT AND COURT OF APPEALS</u>	67
Organization Chart	10	Supreme Court	68
<u>TRIAL COURT CASELOAD</u>	11	Court of Appeals	71
1977 Caseload Summary	13	<u>FISCAL REPORT</u>	79
1977 Filings by Type of Case - Summary	14	County Expenditures on Trial Courts - 1977	82
1977 Dispositions by Type of Case - Summary	15	Circuit and Superior Court Expenditures	86
1977 Method of Disposition - Summary	16	County Court Expenditures	153
Filings - Circuit and Superior Courts	17	Municipal Court Expenditures	182
Dispositions - Circuit and Superior Courts	25	1977 Revenues Generated Through Operation of Indiana Trial Courts	189
Filings and Dispositions of Marion Municipal Courts	33	Summary of Trial Court Revenues	190
Filings and Dispositions of County Courts	34	Trial Court Revenues for the State	196
Method of Case Disposition - Circuit and Superior Courts	39	Trial Court Revenues for the County	212
Method of Case Disposition - Marion Municipal Courts	47	County by County Summary of Expenditures and Revenues of Trial Courts	228
Method of Case Dispositions - County Courts	48	State Expenditures on Indiana Courts	232
Pending Cases - Circuit and Superior Courts	53	<u>ADDITIONAL REPORTS</u>	
Pending Cases - Marion Municipal Courts	61	1977 Trial Judges - Number of Judges Per County and Ratio of Judges Per Population	233

NCJRS
SEP 4 1981
ACQUISITIONS

TABLE OF CONTENTS

	Page
Listing of Courts by Number of Filings	
Civil	236
Dissolution	240
Probate/Adoption	244
Criminal - Circuit and Superior Courts	248
Juvenile	252
Small Claims	256
Criminal - County Courts and "County Court Function"	259
Non-Felony Traffic	262
Plenary Proceedings	265

U.S. Department of Justice
National Institute of Justice

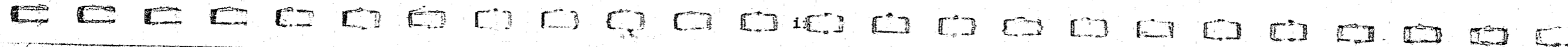
This document has been reproduced exactly as received from the person or organization originating it. Points of view or opinions stated in this document are those of the authors and do not necessarily represent the official position or policies of the National Institute of Justice.

Permission to reproduce this copyrighted material has been granted by

Office of State Court
Administration

to the National Criminal Justice Reference Service (NCJRS).

Further reproduction outside of the NCJRS system requires permission of the copyright owner.



INTRODUCTION

The Division of State Court Administration began its work in January, 1976, pursuant to a legislative enactment directing this office to collect, compile and publish in a report, statistical data on the work of the courts in the state. The information reports are to include the volume, condition, and type of business conducted by the courts, the receipt and expenditure of public moneys by, and for, the operation of the courts, and the method of disposition of cases.¹ In 1977, the first Indiana Judicial Report was published showing fiscal and caseload statistics for 1976.

SCOPE OF REPORT

The information contained herein is the product of the second year of statistical data collection. It reflects the filings, dispositions and methods of disposition for cases in all trial courts of record during 1977. It also includes the actual county expenditures on the trial courts and the revenues generated through the operation of such courts during 1977. The afore-

1) IC 33-2.1-7-3.

mentioned data was collected, and submitted by the trial judges and/or their staff specifically for this report.

The Indiana Supreme Court and Court of Appeals caseload reports are prepared by the offices of their respective administrators and are reflected in this report.

This report also reflects information from the State Auditor's Report for Fiscal Year 1976-1977, dealing with state expenditures on the Trial Courts, the Supreme Court and the Court of Appeals.

In order to aid in the understanding of the statistical information, a description of Indiana's judicial system follows.

INDIANA'S JUDICIAL SYSTEM

The Indiana Constitution provides for a Supreme Court, an intermediate Court of Appeals and a Circuit Court. In addition to these courts, the General Assembly has created Superior Courts with general trial jurisdiction and County Courts with limited jurisdiction. Specialized courts and additional tribunals with limited jurisdiction are found in the more populous counties.

SUPREME COURT

The Indiana Supreme Court consists of five justices, one of whom is the Chief Justice of the State (selected by the Indiana Judicial Nominating Commission).¹

The Supreme Court has no original jurisdiction except in (a) admission to the practice of law; (b) discipline and disbarment of those admitted; (c) unauthorized practice of law; (d) discipline, removal, and retirement of judges; and (e) exercise of jurisdiction by other courts.

Its appellate jurisdiction includes appeals from judgments imposing a sentence of death, life imprisonment or

1) Ind. Const., Art. 7, Sec. 2; IC 33-2.1-2-1.

imprisonment for a term greater than 10 years; cases where a state or federal statute has been declared unconstitutional; appeals from denial of release in habeas corpus cases arising out of criminal, extradition or mental health proceedings; and, on petition, cases involving substantial questions of law, great public importance, or emergencies.²

The justices are appointed by the Governor after nomination by a Judicial Nominating Commission. After an initial two-year term, they run on a "Yes--No" retention ballot, and, if successful, they then serve ten-year terms.

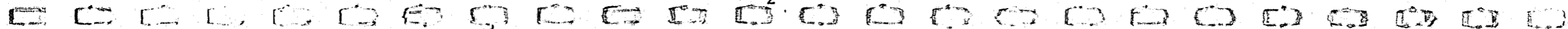
COURT OF APPEALS

The Court of Appeals became a constitutional court under a 1970 revision of the Constitution. The Judicial Article provides that the state be divided into geographic districts by the General Assembly, and that each district have three judges.³ Presently, the court has three districts, with a total of nine judges.⁴ The nine

2) Ind. Const., Art. 7, Sec. 4; Ind. Rules of Ct., App. Rule 4.

3) Ind. Const., Art. 7, Sec. 5.

4) IC 33-2.1-2-2.



judges select one of their number as Chief Judge, and each district elects a presiding judge.⁵ The Court of Appeals has no original jurisdiction except as authorized by Supreme Court rules to review directly final decisions of certain administrative agencies.⁶ It has jurisdiction over all appeals not taken to the Supreme Court.

The judges of the Court of Appeals are selected in the same manner as the Supreme Court Justices.

CIRCUIT COURTS

The Indiana Constitution directs that the state be divided into several circuits by the General Assembly and that a judge be elected for each circuit.⁷ Eighty-four, of a total of ninety-two counties, each constitute a circuit, while the remaining eight counties are in four "joint" circuits with two counties each.

The Circuit Courts are vested with unlimited trial

5) IC 33-2.1-2-4.

6) Ind. Const., Art. 7, Sec. 6; Ind. Rules of Ct., App. Rule 4(B).

7) Ind. Const., Art. 7, Sec. 7.

jurisdiction in all cases, except when exclusive or concurrent jurisdiction is conferred upon other courts (i.e., Circuit Courts in Marion and Lake Counties have no criminal jurisdiction). They also have appellate jurisdiction over appeals from City, Town and Justice of the Peace Courts⁸ and, in Marion County, from the Small Claims Courts.⁹

The Circuit Courts in twenty-two counties are required to maintain a small claims docket where civil claims of \$1,500 or less and possessory actions between landlord and tenant, where the rent does not exceed \$500 per month, may be filed. A litigant on the small claims docket need not be represented by an attorney because the trials are held in an informal atmosphere.¹⁰ In the remaining counties, the small claims dockets have been established either in the Superior or County Court in the county. The caseload on the former small claims dockets is usually referred to as the "County Court Function" of the Circuit or Superior Court due to the establishment of these dockets under the 1975 County Court Law.

8) IC 33-4-4-3.

9) IC 33-11.6-4-14.

10) IC 33-10.5-7-2, Acts 1975, P.L. 305, SECTIONS 1-47, pp. 1667-1683.

SUPERIOR COURTS

Superior Courts are created by the General Assembly one at a time as local judicial needs change. Though their organization and jurisdiction may vary from county to county, for the most part, they are courts of general jurisdiction. They have the same appellate jurisdiction as Circuit Courts over appeals from City, Town, Justice of the Peace and Small Claims Courts.

Thirty-three counties have Superior Courts.¹¹ Seven of these counties have more than one such court, and nine of the thirty-three counties have one unified Superior Court with several judges. Seven of these counties have their small claims divisions within the Superior Court (Allen, DeKalb, Miami, Monroe, St. Joseph, Vanderburgh and Warrick Counties). The same seven counties have a minor offenses docket within their Superior Court for all misdemeanor and infraction cases and cases involving violations of local ordinances and requests for surety of the peace.¹²

11) The DeKalb and Miami Superior Courts and two of the three Monroe Superior Courts came into existence on 7-1-77.

12) IC 33-10.5-3-3; IC 33-5-43.1-3; IC 33-5-45.5-15;
IC 33-5-10.8-6; IC 33-5-35.8-6; IC 33-5-36.1-28.

PROBATE COURTS (Marion and St. Joseph Counties)

There are only two counties in which specialized Probate Courts exist, Marion¹³ and St. Joseph.¹⁴ These courts have one judge each and have original jurisdiction in all matters pertaining to the probate of wills, appointment of guardians, assignees, executors, administrators and trustees, settlements of incompetents' estates and adoptions.¹⁵ The Marion Probate Court has concurrent jurisdiction of proceedings in partition, applications for appointment of receivers, actions against corporations by creditors or stockholders and related matters.

The jurisdiction of the Marion County Probate Court will be assumed by the Marion County Superior Court on January 1, 1979, when the Probate Court will cease to exist.¹⁶

JUVENILE COURT (Marion County)

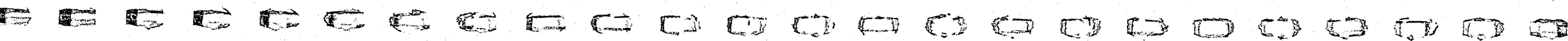
The enabling legislation creates a juvenile court in every

13) IC 33-8-1-1.

14) IC 33-8-2-1.

15) IC 33-8-1-9 and 33-8-2-9.

16) IC 33-5-35.1-4.



county with population over 250,000. Presently, only one county, Marion, has a Juvenile Court. The remaining counties within the above category (Lake, St. Joseph and Allen) have unified Superior Courts which handle the juvenile jurisdiction.

The Marion County Juvenile Court has one judge and has original, exclusive jurisdiction in all juvenile matters, and in paternity suits.¹⁷ A reorganized Marion County Superior Court will assume this juvenile jurisdiction on January 1, 1979,¹⁸ and the Juvenile Court will no longer be a separate entity.

CRIMINAL COURTS (Marion County Only)

Marion County is the only county with a separate Criminal Court. The Court has four judges. It has original jurisdiction of all crimes and misdemeanors,¹⁹ though the Marion Municipal Court has concurrent jurisdiction over misdemeanors and handles all of them. The court also has some appellate jurisdiction over appeals of peace bond cases from the Marion

17) IC 33-12-2-3.

18) IC 33-5-35.1-4.

19) IC 33-9-1-4.

County Small Claims Courts and other criminal appeals from the Marion Municipal Courts.

On January 1, 1979, exclusive jurisdiction of all state law violations, for which the penalty may be a fine in excess of \$500, or imprisonment in excess of six months, or both, will be vested in a reorganized Marion Superior Court. The latter court will also have concurrent jurisdiction of cases where the penalty is a fine of \$500, or imprisonment for six months, or both, and will assume any criminal appellate jurisdiction.²⁰

MUNICIPAL COURT (Marion County)

The territorial jurisdiction of the Marion County Municipal Court extends to the City-County consolidation of Indianapolis-Marion. The court has 15 judges, 14 of whom are trial judges, and 1 a presiding judge. It has concurrent jurisdiction with the Criminal Court in all misdemeanors and crimes where the penalty or any alternative reducible penalty does not exceed \$1,000 fine and/or 1 year imprisonment, and jurisdiction over local ordinance violations. The court's civil jurisdiction is concurrent with the Superior and

20) IC 33-5-35.1-4.

Circuit Courts in all civil cases founded on contract or tort which do not exceed \$10,000, and, irrespective of the value of property, in possessory actions between landlord and tenant.²¹

Appeals in civil cases are taken to the Court of Appeals,²² while appeals of criminal cases are taken to the Marion County Criminal Court and are tried on the record.²³

COUNTY COURTS

In 1975, the General Assembly created a new system of County Courts to replace virtually all City, Town and Justice of the Peace Courts.²⁴ The County Courts began operating on January 1, 1976, when the Justice of the Peace Courts went out of existence. There are fifty-nine County Courts and Judges serving sixty-two counties, with some counties sharing a court, and others having more than one.²⁵

21) IC 33-6-1-2.

22) IC 33-6-1-8.

23) IC 33-6-1-9.

24) Acts 1975, P.L. 305.

25) The Fulton-Pulaski County Court began operations on 7-1-77. Prior to 7-1-77, County Courts existed in DeKalb, Miami and Monroe Counties.

The County Court has original and concurrent jurisdiction in all civil cases founded in contract or tort where the damages do not exceed \$3,000, possessory actions between landlord and tenant where the rent does not exceed \$500 per month, all actions for the possession of property where the value of the property sought to be recovered does not exceed \$3,000, misdemeanor and infraction cases, violations of local ordinances and surety of the peace cases.²⁶ The County Court also has a small claims docket like that of the Circuit Court.²⁷

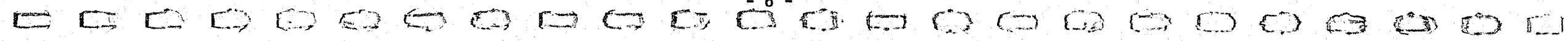
The County Courts have been specifically precluded from exercising any jurisdiction over cases involving injunctive relief, partition of, or liens on, real estate, paternity, juvenile matters, probate, receivership or dissolution of marriage. It may conduct preliminary hearings in felony cases.²⁸

Appeals from the County Court, including its small claims docket, go to the Court of Appeals in the same manner as appeals from the Circuit or Superior Court.

26) IC 33-10.5-3-1.

27) IC 33-10.5-7-1.

28) IC 33-10.5-3-2.



CITY COURTS

City Courts will cease to exist on December 31, 1979, and they may not be created after that date.²⁹ This network of City Courts is one of the minor court structures being replaced by the county court system. The exception is that City Courts in second-class cities, in counties with population in excess of 500,000 (Lake County) are not abolished. There are approximately eighty-one City Courts operating in Indiana. In some counties, they have already been abolished and their jurisdiction has been assumed by the small claims dockets of the Circuit, Superior, or County Courts. They have varied jurisdiction depending on the city's classification.

All City Courts have the same criminal jurisdiction over misdemeanors punishable by fine only and exclusive jurisdiction over cases where the fine does not exceed \$3, as had been vested in the Justice of the Peace Courts. They also have concurrent criminal jurisdiction of violations where the penalty may be a fine less than \$500 and/or 6 months imprisonment, but the court

29) Act 1975, P.L. 305, SEC. 55.

cannot assess a penalty above such limits.³⁰

In second, third and fourth-class cities³¹ (there are no first-class city courts, because Indianapolis is the only first-class city), they have concurrent jurisdiction of civil claims up to \$500. In counties having three or more second-class cities (Lake County), the courts in such cities have civil jurisdiction of claims up to \$2,500 and criminal jurisdiction of all state law violations, but they may only assess a penalty of a fine up to \$1,000 and/or imprisonment for one year.³²

Some City Courts have civil jurisdiction of claims up to, but not exceeding, \$1,000.³³

In January, 1960, City Courts in fourth and fifth-class

- 30) IC 18-1-14-5.
- 31) IC 33-10-4-1.
- 32) IC 33-10-5-1.
- 33) In fourth-class cities, not county seats, IC 33-10-4-1; in fourth and fifth-class cities, not county seats, having an assessed valuation in excess of \$26,000,000, situated in a township having two or more second-class cities (Whiting), IC 33-10-8-1.

cities were abolished, but they could have been recreated by local ordinances.³⁴

Appeals from City Courts (except those in Lake County) are taken to the Circuit or Superior Court and tried de novo.³⁵ Appeals from the City Courts in second-class cities in Lake County are also taken to the Circuit or Superior Court, but are tried on assignment of error as appeals in the Court of Appeals.³⁶

TOWN COURTS

All Town Courts are to be abolished and no new courts may be created after December 31, 1979.³⁷ The enabling statute provides that such courts can be established by an ordinance of the Town Board of Trustees (except in certain counties where minor courts have already been abolished). There are about twenty-five Town Courts operating in Indiana. The Town Courts have jurisdiction coextensive with the county over town ordinance

34) IC 18-2-1-7.

35) IC 33-10-6-2 and 33-10-4-2.

36) IC 33-10-5-1.

37) Acts 1975, P.L. 305, SEC. 55, p. 1667.

violations and state law violations for which the penalty cannot exceed a fine of \$500 and/or 6 months imprisonment.³⁸ Appeals from Town Courts are taken to the Circuit or Superior Court and tried de novo.³⁹

JUSTICE OF THE PEACE COURTS

Justice of the Peace Courts were abolished in Indiana on December 31 1975.⁴⁰ The exception was in Lake County where these courts remained in operation until June 30, 1977.⁴¹

SMALL CLAIMS COURTS (Marion County)

Effective January 1, 1976, the Marion County Small Claims Court replaced the Justice of the Peace Courts in that county. The new court has eight divisions, which are based on township lines, and whose territorial jurisdiction extends throughout the county. Their trial jurisdiction is concurrent with the Circuit, Superior and

38) IC 18-1-14-3.

39) IC 18-1-14-2.

40) Acts 1975, P.L. 305, SEC. 54, p. 1702.

41) Acts 1976, P.L. 132, SEC. 39.



Municipal Courts in all civil cases founded on contract or tort in which the claim does not exceed \$1,500,⁴² in actions for possession of property where the value of the property sought to be recovered does not exceed \$1,500, in possessory actions between landlord and tenant in which the past due rent at the time of filing does not exceed \$1,500,⁴³ and cases requesting surety of the peace.⁴⁴ The Small Claims Court has no jurisdiction in actions seeking injunctive relief or involving partition of real estate, or to declare or enforce any lien thereon (with certain exceptions), or in cases in which the appointment of a receiver is asked, or in suits for dissolution or annulment of marriage.⁴⁵ The Small Claims Court is not a court of record,⁴⁶ and the appeals are tried de novo in the Circuit or Superior Courts⁴⁷ (or in the

Criminal Court if it is an appeal on a surety of the peace proceeding.)⁴⁸

42) IC33-11.6-4-2

43) IC 33-11.6-4-3.

44) IC 33-11.6-6-1, et seq.

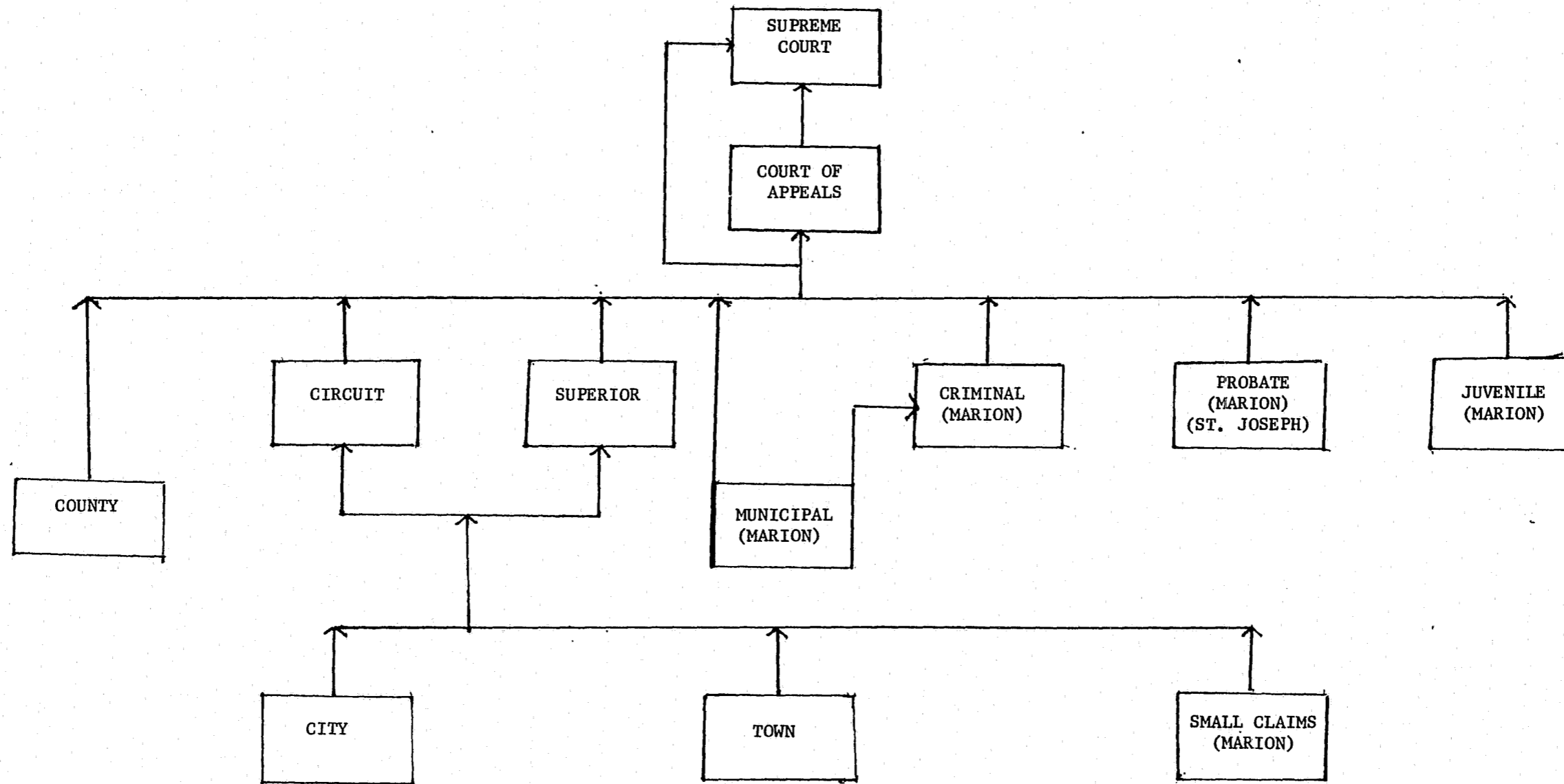
45) IC 33-11.6-4-4.

46) IC 33-11.6-1-4.

47) IC 33-11.6-4-14.

48) IC 33-11.6-6-10.

1977 INDIANA JUDICIAL SYSTEM



CASELOAD OF TRIAL COURTS

The trial court caseload data reflected herein was reported by the trial courts on a standard form (Quarterly Case Status Report) on a quarterly basis. These reports contain information on the cases filed (including those that come on a change of venue), disposed and pending at the end of the reporting period. This information is categorized by type of case, such as criminal, civil, dissolution, etc. The reports also show the method of disposition for the type of cases. Other matters, such as number of days with Judges Pro Tempore, number of trials disposed by Special Judges, number of cases heard or disposed by Masters, the use of Court Commissioner or Referee, and the number of days the Judge served in another County are also reported but are not reflected in this report. The information submitted on a quarterly basis has been combined and is presented here as yearly totals.

The reports are divided into two sets, Caseload of the Circuit and Superior Courts (including the Marion County Municipal, Juvenile, Probate and Criminal Courts, and the St. Joseph Probate Court) and Caseload of the County Courts. The

latter set includes the cases filed in the small claims and misdemeanor dockets of the Circuit and Superior Courts, where such dockets exist. This caseload is referred to as "County Court Function" of the Circuit and Superior Courts.

As used in this report, the following definitions apply:

Criminal: This includes both misdemeanors and felony cases. Where multi-defendants are jointly charged and tried, only one criminal case is noted.

Re-Docketed Criminal: This includes those criminal matters which are re-opened after an initial judgment is entered. An example of this type of case would be a proceeding under Post Conviction Remedy Rule 1.

Juvenile: This includes all juvenile matters where formal proceedings are initiated and such proceedings concern a minor.

Civil: This includes all civil cases other than dissolution, probate, adoption, or guardianship cases. In the County Courts and the "County Court Function" of the Circuit and Superior Courts,

small claims are reported separately.

Re-Docketed Civil: Those civil matters which for some reason are again brought before the court following the entry of the initial judgment.

Dissolution: Cases where the parties seek to dissolve a marriage.

Re-Docketed Dissolution: Dissolution cases where the cause is brought before the court after the initial judgment. This would include petitions to modify and contempt citations.

Probate-Adoption: Those proceedings involving the distribution of estates or adoption of children. This would not include claims against an estate which are litigated; such matters are shown as "civil" cases.

Non-Felony Traffic: Cases where a traffic citation was issued.

Guardianship: This involves such matters as where a guardianship is opened under existing

law of the state.

Others: This category is intended to include matters where an adjudication is made, but the full formalities of a trial are not involved. This would include probable cause determinations and commitment proceedings.

1977 CASELOAD
SUMMARY

COURT	TOTAL CASES* PENDING ON 1/1/77	TOTAL CASES FILED 1977	TOTAL CASES DISPOSED 1977	TOTAL CASES* PENDING ON 1/1/78
SUPERIOR, CIRCUIT, JUVENILE, CRIMINAL & PROBATE	229,848 ¹	217,261	216,690	240,357
MARIETTA MUNICIPAL 1 - 14	105,374	153,641	128,825	71,686
COUNTY COURTS & SMALL CLAIMS & MIS- DEMEANOR DIVISIONS OF CIRCUIT & SUPERIOR CTS.	58,050	386,012	354,176	89,283
TOTAL	393,272	756,914	699,691	401,326

1) Lacks Information on 1 court (Kosciusko Superior).
* Estimates

1977 FILINGS BY TYPE OF CASE

SUMMARY

	<u>Circuit, Superior, Probate, Juvenile, Criminal Courts</u>	<u>Marion Municipal Courts</u>	<u>County Courts & County Court Function</u>	<u>Total</u>
Criminal	15,039	58,423	46,563	120,025
Re-Docketed Criminal	1,697	-0-	921	2,618
Juvenile	22,059	-0-	-0-	22,059
Civil (Plenary)	42,389	7,919	3,550	53,858
(Small Claims)	-0-	-0-	76,131	76,131
Re-Docketed Civil	14,738	7,380	24,972	47,090
Dissolution	46,382	-0-	-0-	46,382
Re-Docketed Dissolution	26,148	-0-	-0-	26,148
Probate/Adoption	22,214	-0-	-0-	22,214
Non-Felony Traffic	1,360	79,916	230,187	311,463
Guardianship	4,796	-0-	-0-	4,796
Other	15,990	-0-	3,215	19,205
Venued In	4,449	3	473	4,925
TOTAL	217,261	153,641	386,012	756,914

1977 DISPOSITIONS BY TYPE OF CASE
SUMMARY

	<u>Circuit, Superior, Probate, Juvenile Criminal Courts</u>	<u>Marion Municipal Courts</u>	<u>County Courts & County Court Function</u>	<u>Total</u>
Criminal	17,190	38,244	40,876	96,310
Re-Docketed Criminal	1,687	-0-	831	2,518
Juvenile	21,039	-0-	-0-	21,039
Civil. (Plenary)	50,962	8,618	2,738	62,318
(Small Claims)	-0-	-0-	68,493	68,493
Re-Docketed Civil	10,735	6,591	16,527	33,853
Dissolution	47,492	-0-	-0-	47,492
Re-Docketed Dissolution	23,170	-0-	-0-	23,170
Probate/Adoption	19,961	-0-	-0-	19,961
Non-Felony Traffic	494	75,248	221,630	297,372
Guardianship	7,210	-0-	-0-	7,210
Other	16,750	124	3,081	19,955
TOTAL	216,690	128,825	354,176	699,691

1977 METHOD OF DISPOSITION
SUMMARY

	Circuit, Superior, Probate, Juvenile, Criminal Courts	Marion Municipal Courts	County Courts & County Court Function	Total
Jury Trial				
Criminal	1,042	223	137	1,402
Civil (Plenary)	874	51	25	950
(Small Claims)	-0-	-0-	65	65
Other	756	56	81	893
Bench Trials				
Criminal	1,498	5,387	5,568	12,453
Civil (Plenary)	11,472	787	789	13,048
(Small Claims)	-0-	-0-	15,965	15,965
Other	96,184	7,326	15,782	119,292
Settled	14,570	509	15,370	30,449
Plea	9,521	69,282	89,841	168,644
Dismissed	55,392	28,271	36,819	120,482
Default	13,906	4,858	28,739	47,503
Traffic Violations Bureau	9	9,639	133,821	143,469
Transferred Out	3,408	42	871	4,321
Venued Out	4,608	65	643	5,316
Closed	2,484	-0-	-0-	2,484
Other	966	2,329	2,950	6,245
Failed to Appear	-0-	-0-	6,710	6,710
TOTAL	216,690	128,825	354,176	699,691

Filings - Circuit and Superior Courts

<u>COUNTY</u>	<u>COURT</u>	<u>Criminal</u>	<u>Re-Docketed Criminal</u>	<u>Juvenile</u>	<u>Civil</u>	<u>Re-Docketed Civil</u>	<u>Dissolution</u>	<u>Re-Docketed Dissolution</u>	<u>Probate- Adoption</u>	<u>Non-Felony Traffic</u>	<u>Guardianship</u>	<u>Others</u>	<u>TOTAL</u>
ADAMS	CIR	37	1	88	93	2	120	38	135		14	3	531
ALLEN	CIR	182	38		841	210	763	304		38			2376
ALLEN	SUP	281	102	454	1726	933	1525	899	863		145	2288	9216
ALLEN	SUP JUV			387									387
BARTHOLOMEW	CIR	66	1	177	245	114	187	199	185	1	31		1206
BARTHOLOMEW	SUP	79	33		209	42	576	137	70		31	41	1218
BENTON	CIR	64	4	27	88	29	52	21	83		16		384
BLACKFORD	CIR	28	2	52	72	5	144	9	96		11	38	457
BOONE	CIR	28	3	66	87	10	67	62				2	325
BOONE	SUP	50	8		98	122	198	186	148		25	5	840
BROWN	CIR	79	2	52	111	31	130	41	61		16	11	534
CARROLL	CIR	66	23	36	125	23	111	63	132		12	5	596
CASS	CIR	49	5	99	288	145	363	214	225		44	62	1494
CLARK	CIR	67			303				291		58		719
CLARK	SUP			220	103	26	1045	291				6	1691
CLAY	CIR	105		77	142	13	196	17	136	1	20	36	743
CLINTON	CIR	49	11	113	142	60	310	135	199		39	67	1125
CRAWFORD	CIR	64	1	18	76		78		29		7		273
DAVISS	CIR	108	11	142	182	42	183	148	161		16	13	1006
DEARBORN	CIR	55	5	249	107		222	99	120		27	12	896
DECATUR	CIR	57	3	46	156	2	140	1	111		24	6	546
DEKALB	CIR	41	10	127	114	106	191	150	182		43	60	1024

Filings - Circuit and Superior Courts

COUNTY	COURT	Criminal	Re-Docketed Criminal	Juvenile	Civil	Re-Docketed Civil	Dissolution	Re-Docketed Dissolution	Probate-Adoption	Non-Felony Traffic	Guardianship	Others	TOTAL
DEKALB	SUP	84	13		146	10							253
DELAWARE	CIR	108	31	351	573	132	486	174	478		53	14	2400
DELAWARE	SUP 1				186	104	335	196					821
DELAWARE	SUP 2	46	10		250	125	591	241	101		18	31	1413
DUBOIS	CIR	191	6	56	138	32	145	80	168	1	18	39	844
ELKHART	CIR	91	1	105	158	27	220	130	242		23	10	1007
ELKHART	SUP 1	138	23		682	296	623	257	121		21	18	2179
ELKHART	SUP 2	200	48	411	443	31	326	18	212	21	51	40	1801
FAYETTE	CIR	84	9	45	239	97	284	84	118		21	29	1010
FLOYD	CIR	115	12	656	268	8	505	99	329	17	45		2054
FOUNTAIN	CIR	87	13	16	124	72	146	49	114	2	19	154	796
FRANKLIN	CIR	262	33	20	120	11	107	15	86		15	1	670
FULTON	CIR	57	16	131	175	65	176	54	115		16		805
GIBSON	CIR	129		53	238	27	272	40	215		23		997
GRANT	CIR	44	4	217	390	8	3		327	14	56	500	1563
GRANT	SUP 1	44	11		187	121	761	969			1	7	2101
GRANT	SUP 2	52	21	291	92	30	267	197	66	1	20	31	1068
GREENE	CIR	206	15	120	202	76	232	93	146	1	20		1111
HAMILTON	CIR	122	16	181	437	69	164	87	181		29	177	1463
HAMILTON	SUP	122	20		239	75	361	216	96		25	6	1160
HANCOCK	CIR	34		36	234	13	126	55	60		14	10	582
HANCOCK	SUP	31		73	116	24	252	95	108		40	9	748

Filings - Circuit and Superior Courts

COUNTY	COURT	Criminal	Re-Docketed Criminal	Juvenile	Civil	Re-Docketed Civil	Dissolution	Re-Docketed Dissolution	Probate-Adoption	Non-Felony Traffic	Guardianship	Others	TOTAL
HARRISON	CIR	46	5	85	93	25	156	12	75		6	60	563
HENDRICKS	CIR	29	6	191	171	25	172	118				15	727
HENDRICKS	SUP	55	10		93	30	223	65	289	15	69	34	883
HENRY	CIR	41	1	20	357	70	221	134	115	5	36	56	1056
HENRY	SUP	93	2	130	90	19	285	151	82		43	38	933
HOWARD	CIR	71	7	324	310	2	298	276	314		52	28	1682
HOWARD	SUP 1	70	19		489	344	346	582	39		10	101	2000
HOWARD	SUP 2	69	27		336	236	465	205	33		19	15	1405
HUNTINGTON	CIR	67	48	85	91	21	213	103	168		72	125	993
JACKSON	CIR	187	5	102	169	9	291	81	174		48		1066
JASPER	CIR	63	6	76	203	41	140	41	134		20		724
JAY	CIR	51	25	35	170	53	142	164	121		38		799
JEFFERSON	CIR	21	5	319	114	11	259	186	114		10	1	1040
JENNINGS	CIR	111	3	48	133	13	215	24	86		19		652
JOHNSON	CIR	14	10	103	412	9			153		24		725
JOHNSON	SUP	114			147	27	452	138	130		30	18	1056
KNOX	CIR	2	2		137	30	11	19	237		38	4	480
KNOX	SUP	74	4	205	80	17	303	101				127	911
KOSCIUSKO	CIR	45	23		208	63	289	95	185		16	35	959
KOSCIUSKO	SUP	9	40	76	95	49	179	63	85		19	20	635
LAGRANGE	CIR	25	6	44	88	14	71	25	89		11	24	397
LAKE	CIR				2303	1211	1350	656	554		72	549	6695

Filings - Circuit and Superior Courts

COUNTY	COURT	Criminal	Re-Docketed Criminal	Juvenile	Civil	Re-Docketed Civil	Dissolution	Re-Docketed Dissolution	Probate-Adoption	Non-Felony Traffic	Guardianship	Others	TOTAL
LAKE	SUP CRM SP J	77	8										85
LAKE	SUP CRM 1	229	24										253
LAKE	SUP CRM 2	384	38										422
LAKE	SUP CRM 3	259	44										303
LAKE	SUP CRM 4	300	30										330
LAKE	SUP JUV			3416								785	4201
LAKE	SUP 1				549	41	446	104	237		37	47	1461
LAKE	SUP 2				859	278	586	319	483		109	160	2794
LAKE	SUP 3				512	110	1035	216	351		160	214	2598
LAKE	SUP 4				1008	827	372	199	28			1200	3634
LAKE	SUP 5	9	4		1689	1852	359	106	39				4058
LAPORTE	CIR	80		121	262	148	393	91	254		27	29	1405
LAPORTE	SUP 1	68	3		271	177	439	270	230		47	2	1507
LAPORTE	SUP 2	8	13	274	66	46	63	37	2		5		514
LAWRENCE	CIR	73		120	156	100	129	85	197		19	5	884
LAWRENCE	SUP	45			139	53	202	75					514
MADISON	CIR	122	1		216	142	192	141	124		26	56	1020
MADISON	SUP	180	6	460	702	479	975	866	105		97	1989	5859
MARION	CIR				2057	132	935	1384					2955
MARION	JUV.	26		5460									200
MARION	PROB				306	16			2440		649	524	3935
MARION	SUP CRM 1	465	22										487

Filings - Circuit and Superior Courts

<u>COUNTY</u>	<u>COURT</u>	<u>Criminal</u>	<u>Re-Docketed Criminal</u>	<u>Juvenile</u>	<u>Civil</u>	<u>Re-Docketed Civil</u>	<u>Dissolution</u>	<u>Re-Docketed Dissolution</u>	<u>Probate- Adoption</u>	<u>Non-Felony Traffic</u>	<u>Guardianship</u>	<u>Others</u>	<u>TOTAL</u>
MARION	SUP CRM 2	492	10										502
MARION	SUP CRM 3	428											428
MARION	SUP CRM 4	469	18									46	533
MARION	SUP 1				509	223	930	1252					2914
MARION	SUP 2				501	75	961	716					2253
MARION	SUP 3				566	83	943	668					2260
MARION	SUP 4		1		533	113	924	769					2340
MARION	SUP 5				645		952	1034					2631
MARION	SUP 6				501	105	932	756					2294
MARION	SUP 7				590	222	924	1322					3058
MARSHALL	CIR	54	36	120	140	74	93	147	201		32	21	918
MARSHALL	SUP	67	12		49	3	225	91	24		6		477
MARTIN	CIR	91	5	33	80	7	82	43	55	2	11		409
MIAMI	CIR	115	2	69	128	61	217	307	126	3	20	76	1124
MIAMI	SUP	198	14	51	95	29	134	15	74		20	100	730
MONROE	CIR	39	28	95	357	192	181	73	271	2	73		1311
MONROE	SUP 1	90	26		201	75	316	126					834
MONROE	SUP 2	93	21		147	16	348	79					704
MONTGOMERY	CIR	79	12	105	136	14	286	87	160		49	15	943
MORGAN	CIR	1		124	219	2	150	49	155		46	10	756
MORGAN	SUP	266	43		221	94	342	147	29	4	19	5	1170
NEWTON	CIR	259	10	27	85	29	82	41	93		15	147	788

Filings - Circuit and Superior Courts

COUNTY	COURT	Criminal	Re-Docketed Criminal	Juvenile	Civil	Re-Docketed Civil	Dissolution	Re-Docketed Dissolution	Probate-Adoption	Non-Felony Traffic	Guardianship	Others	TOTAL
NOBLE	CIR	36	59	106	140	87	314	172	202		44	44	1204
OHIO	CIR	10		5	16	6	26	8	23		7	1	102
ORANGE	CIR	81		41	142	35	158	73	99		8	10	647
OWEN	CIR	148	41	60	72	23	130	47	50		18	46	635
PARKE	CIR	145	5	52	86	5	118	50	91		17		569
PERRY	CIR	54	3	32	116	20	146	52	86		16	63	588
PIKE	CIR	72		16	77	3	122	29	59		22		400
PORTER	CIR												
PORTER	CIR SUP	203	13	326	1174	432	989	250	416		125	111	4039
PORTER	SUP 1												
PORTER	SUP 2												
POSEY	CIR	33		56	111		157		146		16	7	526
PULASKI	CIR	102	9	9	80	13	84	12	70		8	5	392
PUTNAM	CIR	347	20	118	214	26	237	56	101		29	14	1162
RANDOLPH	CIR	71	20	127	149	56	253	81	199		31	80	1067
RIPLEY	CIR	87	7	132	187	23	134	76	141		19		806
RUSH	CIR	52	3	80	135	28	118	19	117		21	170	743
SCOTT	CIR	452	8	40	147	26	262	78	81		18	72	1184
SHELBY	CIR	13			183	8	254	93	139		30	1	721
SHELBY	SUP	204	11	275	62	15	135	59	45		43		849
SPENCER	CIR	29		20	234		10		101		26		420
ST. JOSEPH	CIR	234	7		1300	638	594	217			1	8	2999

Filings - Circuit and Superior Courts

<u>COUNTY</u>	<u>COURT</u>	<u>Criminal</u>	<u>Re-Docketed Criminal</u>	<u>Juvenile</u>	<u>Civil</u>	<u>Re-Docketed Civil</u>	<u>Dissolution</u>	<u>Re-Docketed Dissolution</u>	<u>Probate- Adoption</u>	<u>Non-Felony Traffic</u>	<u>Guardianship</u>	<u>Others</u>	<u>TOTAL</u>
ST. JOSEPH	SUP	514	22		998	267	1205	533	26		10	114	3689
ST. JOSEPH	SUP PROB			823	21				1015		209		2068
STARKE	CIR	89		106	243	274	132	72	115		21	49	1101
STEUBEN	CIR	63		58	150	56	177	69	132		20	6	731
SULLIVAN	CIR	35		45	117		136	15	133		41	1	523
SWITZERLAND	CIR	3		40	28		41	14	48		5		179
TIPPECANOE	CIR	48		152	447				551		95		1293
TIPPECANOE	SUP 1	37	11		94	57	551	228				10	988
TIPPECANOE	SUP 2		4		189	179	390	172				18	952
TIPTON	CIR	133	28	186	95	8	115	12	101		16	5	699
UNION	CIR	12	2	3	22	8	37	5	29	232	6	2	358
VANDERBURGH	CIR	276	21		182							249	728
VANDERBURGH	SUP 1 2 3 4	268			956	37	1994	1388				4	4647
VANDERBURGH	SUP-JUV			630					1062		188	131	2011
VERMILLION	CIR	63	2	26	184	29	143	57	111		19		634
VIGO	CIR-JUV			233							65	64	362
VIGO	SUP PROB										138	224	362
VIGO	SUP 1	75	10		165	122	336	87			44	250	1089
VIGO	SUP 2	35			260	180	338	203					1016
VIGO	SUP 3(CIR)	113	15		292	13	338	45	102				918
WABASH	CIR	115	44	182	181	100	315	188	180		19	54	1378
WARREN	CIR	12	1	9	78	26	72	32	52		11	5	298

Filings - Circuit and Superior Courts

<u>COUNTY</u>	<u>COURT</u>	Criminal	Re-Docketed Criminal	Juvenile	Civil	Re-Docketed Civil	Dissolution	Re-Docketed Dissolution	Probate- Adoption	Non-Felony Traffic	Guardianship	Others	TOTAL
WARRICK	CIR	82	2	84	207	41	200	124	91		18	88	937
WARRICK	SUP	63	1	5	123	1	103		29		2	92	419
WASHINGTON	CIR	89		101	136	17	187	43	126		37	29	765
WAYNE	CIR	112	26	65	177	80	116	116	56		15	19	782
WAYNE	SUP 1	64	21	70	171	78	257	74	184		23	20	962
WAYNE	SUP 2	103	16	113	100	28	201	64	116		23	27	791
WELLS	CIR	63	7	33	95	36	153	40	119		13	75	634
WHITE	CIR	46	2	39	221	121	194	117	143		13	240	1136
WHITLEY	CIR	28	6	51	133	31	198	61	162		20	15	705

Dispositions - Circuit and Superior Courts

<u>COUNTY</u>	<u>COURT</u>	<u>Criminal</u>	<u>Re-Docketed Criminal</u>	<u>Juvenile</u>	<u>Civil</u>	<u>Re-Docketed Civil</u>	<u>Dissolution</u>	<u>Re-Docketed Dissolution</u>	<u>Probate- Adoption</u>	<u>Non-Felony Traffic</u>	<u>Guardianship</u>	<u>Others</u>	<u>TOTAL</u>
ADAMS	CIR	23	3	60	66		128	17	144		14	4	459
ALLEN	CIR	230	79		682	222	541	141		26			1921
ALLEN	SUP	428	114	459	1892	1287	1453	1012	750		113	2140	9648
ALLEN	SUP JUV			316									316
BARTHOLOMEW	CIR	125		165	288	90	243	181	162	1	14		1269
BARTHOLOMEW	SUP	126	23		126	21	473	89	72		18	30	978
BENTON	CIR	63	4	22	120	25	43	18	77		11		383
BLACKFORD	CIR	14		28	32	4	67	18	30		1	3	197
BOONE	CIR	27	3	30	108	14	56	57				1	296
BOONE	SUP	64	8		156	121	218	192	119		37	6	921
BROWN	CIR	139	1	53	150	22	135	29	48		52	9	638
CARROLL	CIR	97	19	23	225	23	199	64	162		7	5	824
CASS	CIR	29	2	72	311	122	401	216	194		22	62	1431
CLARK	CIR	62			338				271		21		692
CLARK	SUP			151	180	47	1085	302				6	1771
CLAY	CIR	104		30	163	31	196	36	90	9	14	17	690
CLINTON	CIR	109	1	160	148	50	297	113	242		44	52	1216
CRAWFORD	CIR	134	1	7	48	5	69		47		1		312
DAVISS	CIR	107	12	131	194	31	193	143	195		25	10	1041
DEARBORN	CIR	47	6	245	132	19	240	99	95		9	11	903
DECATUR	CIR	43		12	105	2	122	1	80		15	1	381
DEKALB	CIR	55	12	112	179	101	251	137	169	2	32	62	1112

Dispositions - Circuit and Superior Courts

<u>COUNTY</u>	<u>COURT</u>	Criminal	Re-Docketed Criminal	Juvenile	Civil	Re-Docketed Civil	Dissolution	Re-Docketed Dissolution	Probate- Adoption	Non-Felony Traffic	Guardianship	Others	TOTAL
DEKALB	SUP	131	15		38	7							191
DELAWARE	CIR	180	36	282	616	166	597	150	427		111	22	2587
DELAWARE	SUP 1				280	82	422	171					955
DELAWARE	SUP 2	256	7		329	27	554	138	33		1	7	1352
DUBOIS	CIR	192	6	61	155	27	148	46	167	4	19	40	865
ELKHART	CIR	115	2	37	397	92	371	166	184		22	13	1399
ELKHART	SUP 1	148	22		932	145	676	259	108		14		2304
ELKHART	SUP 2	270	51	561	407	78	212	70	220	21	22	66	1978
FAYETTE	CIR	99	2	58	202	105	290	68	96		10	28	958
FLOYD	CIR	91	12	646	235	8	432	99	220	17	26		1786
FOUNTAIN	CIR	144	22	21	164	76	132	53	99	1	7	154	873
FRANKLIN	CIR	355	49	147	178	64	134	37	171		12	1	1148
FULTON	CIR	69	11	120	168	30	176	31	85		8		698
GIBSON	CIR	162		28	263	30	261	40	99		25		908
GRANT	CIR	75	4	232	594	11	8	1	401	6	41	500	1873
GRANT	SUP 1	50	10		204	140	772	961				5	2142
GRANT	SUP 2	52	18	277	130	63	293	206	50		8	29	1126
GREENE	CIR	165	16	98	191	51	235	69	131		16		972
HAMILTON	CIR	194	11	455	641	32	279	47	342		29	11	2041
HAMILTON	SUP	158	40		446	53	391	222	76		19	6	1411
HANCOCK	CIR	49	5	48	444	6	91	44	59		18		764
HANCOCK	SUP	66	2	101	359	79	363	109	92		43	15	1229

Dispositions - Circuit and Superior Courts

<u>COUNTY</u>	<u>COURT</u>	<u>Criminal</u>	<u>Re-Docketed Criminal</u>	<u>Juvenile</u>	<u>Civil</u>	<u>Re-Docketed Civil</u>	<u>Dissolution</u>	<u>Re-Docketed Dissolution</u>	<u>Probate- Adoption</u>	<u>Non-Felony Traffic</u>	<u>Guardianship</u>	<u>Others</u>	<u>TOTAL</u>
HARRISON	CIR	146	6	85	73	24	183	5	46		6	46	620
HENDRICKS	CIR	54	6	142	237	26	192	129				15	801
HENDRICKS	SUP	60	10		128	20	221	100	279	15	34	34	901
HENRY	CIR	53		79	357	43	260	106	69	5	24	22	1018
HENRY	SUP	104	4	93	101	9	262	103	47		20	14	757
HOWARD	CIR	116	7	166	291	2	265	297	225		17	11	1397
HOWARD	SUP 1	163	16		757	286	614	437	5	27	3	106	2414
HOWARD	SUP 2	70	15		327	133	480	141	20		8	3	1197
HUNTINGTON	CIR	74	43	87	157	20	244	124	201		44	86	1080
JACKSON	CIR	172	2	101	131	8	267	104	339		26		1150
JASPER	CIR	77	10	65	474	50	122	48	108		12		966
JAY	CIR	109	14	21	379	40	362	128	211		229		1493
JEFFERSON	CIR	20	2	281	157	13	256	66	110		2		907
JENNINGS	CIR	54	2	22	55	8	190	34	71		22		458
JOHNSON	CIR	27		10	408	41			154		10		650
JOHNSON	SUP	98			153	2	390	106	113		9	11	882
KNOX	CIR	14			181	40	21	16	230		24	4	530
KNOX	SUP	54		163	113	10	262	83		2		124	820
KOSCIUSKO	CIR	55	17		227	47	263	81	334		15	29	1068
KOSCIUSKO	SUP	27	33	61	75	34	150	71	82		11	27	571
LAGRANGE	CIR	31	6	14	41	9	92	15	64		8	11	291
LAKE	CIR				3228	457	1375	281	446		39	359	6185

Dispositions - Circuit and Superior Courts

<u>COUNTY</u>	<u>COURT</u>	Criminal	Re-Docketed Criminal	Juvenile	Civil	Re-Docketed Civil	Dissolution	Re-Docketed Dissolution	Probate-Adoption	Non-Felony Traffic	Guardianship	Others	TOTAL
LAKE	SUP CRM SP J	73	6										79
LAKE	SUP CRM 1	215	18										233
LAKE	SUP CRM 2	354	41										395
LAKE	SUP CRM 3	253	40										293
LAKE	SUP CRM 4	285	32										317
LAKE	SUP JUV			3281								785	4066
LAKE	SUP 1				601	41	982	104	224		33	7	1992
LAKE	SUP 2				398	42	404	125	329		65	139	1502
LAKE	SUP 3				922	38	1025	118	289		2879	74	5345
LAKE	SUP 4				1044	480	625	140	29			1156	3474
LAKE	SUP 5	25	1		2405	590	364	74	23				3482
LAPORTE	CIR	18		122	285	200	289	127	215		11	41	1308
LAPORTE	SUP 1	69	9		335	10	318	113	134		22	6	1016
LAPORTE	SUP 2	61	5	221	60	3	52	21	7		4	1	435
LAWRENCE	CIR	38	2	72	125	103	109	69	297		21		836
LAWRENCE	SUP	57			379	42	185	66					729
MADISON	CIR	302			353	88	127	100	133		19	56	1178
MADISON	SUP	188	6	528	984	257	1170	838	103		71	1984	6129
MARION	CIR				1839	132	944	1361				3743	8019
MARION	JUV.	41		5343									5384
MARION	PROB				436	3			2437		490	489	3855
MARION	SUP CRM 1	596	20										616

Dispositions - Circuit and Superior Courts

<u>COUNTY</u>	<u>COURT</u>	<u>Criminal</u>	<u>Re-Docketed Criminal</u>	<u>Juvenile</u>	<u>Civil</u>	<u>Re-Docketed Civil</u>	<u>Dissolution</u>	<u>Re-Docketed Dissolution</u>	<u>Probate- Adoption</u>	<u>Non-Felony Traffic</u>	<u>Guardianship</u>	<u>Others</u>	<u>TOTAL</u>
MARION	SUP CRM 2	513	24										537
MARION	SUP CRM 3	311											311
MARION	SUP CRM 4	553										51	604
MARION	SUP 1				628	181	795	1553					3157
MARION	SUP 2				619	34	923	639					2215
MARION	SUP 3				542	84	972	687					2285
MARION	SUP 4				661	101	958	743					2463
MARION	SUP 5	4			736		993	1034				1	2768
MARION	SUP 6				612	119	1218	803					2752
MARION	SUP 7	2			635	223	964	1299					3123
MARSHALL	CIR	70	34	126	179	44	56	164	175		15	21	884
MARSHALL	SUP	72	6	1	53	3	258	41	7				441
MARTIN	CIR	67	7	18	71	7	93	32	52	3	3		353
MIAMI	CIR	178	2	27	117	37	246	279	152		15	79	1132
MIAMI	SUP	190	11	18	66	50	38	15	26		2	100	516
MONROE	CIR	118	28	58	437	191	219	92	220		22		1385
MONROE	SUP 1	160	28		316	86	334	116					1040
MONROE	SUP 2	154	25		205	30	357	76					847
MONTGOMERY	CIR	108	12	118	183	13	299	105	146		30	15	1029
MORGAN	CIR	20		259	390	7	142	47	149		90	9	1113
MORGAN	SUP	241	51		213	70	340	133	24	21	25	4	1122
NEWTON	CIR	186	6	31	344	13	167	33	47		7	150	984

Dispositions - Circuit and Superior Courts

<u>COUNTY</u>	<u>COURT</u>	Criminal	Re-Docketed Criminal	Juvenile	Civil	Re-Docketed Civil	Dissolution	Re-Docketed Dissolution	Probate- Adoption	Non-Felony Traffic	Guardianship	Others	TOTAL
NOBLE	CIR	54	54	75	183	90	265	164	176	1	26	28	1116
OHIO	CIR	1		3	70	3	45	2	26		4		154
ORANGE	CIR	94		27	158	8	185	44	81		6	3	606
OWEN	CIR	168	43	63	104	18	155	38	50		7	42	688
PARKE	CIR	78	3	45	83	7	107	34	65		8		430
PERRY	CIR	62	3	18	111	18	171	56	64		5	106	614
PIKE	CIR	51		9	84	3	116	10	46		10		329
PORTER	CIR												
PORTER	CIR SUP	165	13	283	1594	42	909	260	214		33	71	3584
PORTER	SUP 1												
PORTER	SUP 2												
POSEY	CIR	40		58	142		107	5	59		19		430
PULASKI	CIR	102	5	12	63	2	61	6	59	117	4	5	436
PUTNAM	CIR	331	21	126	161	42	239	60	95		34	14	1123
RANDOLPH	CIR	60	25	84	139	67	195	92	185		27	113	987
RIPLEY	CIR	94	6	135	332	23	137	76	79		7		889
RUSH	CIR	74	10	62	157	37	115	28	115		11	170	779
SCOTT	CIR	431	7	25	103	9	248	51	58		6	72	1010
SHELBY	CIR	7			142	18	213	54	130		22	5	591
SHELBY	SUP	194	11	269	106	11	146	57	44		29		867
SPENCER	CIR	40		29	179		50		65		15		378
ST. JOSEPH	CIR	234	13		1645	802	507	235			5	10	3451

Dispositions - Circuit and Superior Courts

<u>COUNTY</u>	<u>COURT</u>	<u>Criminal</u>	<u>Re-Docketed Criminal</u>	<u>Juvenile</u>	<u>Civil</u>	<u>Re-Docketed Civil</u>	<u>Dissolution</u>	<u>Re-Docketed Dissolution</u>	<u>Probate- Adoption</u>	<u>Non-Felony Traffic</u>	<u>Guardianship</u>	<u>Others</u>	<u>TOTAL</u>
ST. JOSEPH	SUP	634	19		1093	127	1184	379	23		13	103	3575
ST. JOSEPH	SUP PROB			788	16				1000		98		1902
STARKE	CIR	88		92	323	124	118	77	112		51	45	1030
STEUBEN	CIR	49		21	138	44	151	56	131		16	6	612
SULLIVAN	CIR	34		19	100	4	143	19	102		31	1	453
SWITZERLAND	CIR	4		22	11		28	4	38		1		108
TIPPECANOE	CIR	50		121	485				524		59		1239
TIPPECANOE	SUP 1	53	13		125	82	601	220				23	1117
TIPPECANOE	SUP 2	1	6		230	234	395	175				21	1062
TIPTON	CIR	118	28	266	142	13	110	24	79		35	5	820
UNION	CIR	6		3	28	7	32	5	29	215	1	1	327
VANDERBURGH	CIR	255	17		250	3						244	769
VANDERBURGH	SUP 1 2 3 4	353	3		1058	6	1806	410					3636
VANDERBURGH	SUP-JUV			614					769		136	131	1650
VERMILLION	CIR	71		22	203	34	122	97	97		11		657
VIGO	CIR-JUV			262							89	43	394
VIGO	SUP PROB										28	309	337
VIGO	SUP 1	106	9		345	40	460	67			883	1343	3253
VIGO	SUP 2	12			486	33	474	96					1101
VIGO	SUP 3(CIR)	159	12		233	6	342	20	61				833
WABASH	CIR	144	64	129	315	74	377	209	213		67	90	1682
WARREN	CIR	21	1	13	89	24	56	34	50		11	5	304

Dispositions - Circuit and Superior Courts

<u>COUNTY</u>	<u>COURT</u>	Criminal	Re-Docketed Criminal	Juvenile	Civil	Re-Docketed Civil	Dissolution	Re-Docketed Dissolution	Probate- Adoption	Non-Felony Traffic	Guardianship	Others	TOTAL
WARRICK	CIR	64		68	229	25	167	92	56		15	88	804
WARRICK	SUP	36	1	3	47		50		4			92	233
WASHINGTON	CIR	135		83	182	7	210	19	69		14	28	747
WAYNE	CIR	103	20	63	226	116	96	86	64		17	19	810
WAYNE	SUP 1	54	16	60	207	95	249	76	152		24	20	953
WAYNE	SUP 2	90	17	106	77	34	196	65	105		8	27	725
WELLS	CIR	34	7	32	111	35	112	44	74	1	8	75	533
WHITE	CIR	46		20	255	84	187	80	91		14	240	1017
WHITLEY	CIR	43	4	48	163	22	171	70	128		14	23	686

Filings and Dispositions of Marion Municipal Courts

<u>COUNTY</u>	<u>COURT</u>	<u>Criminal</u>	<u>Re-Docketed Criminal</u>	<u>Civil</u>	<u>Re-Docketed Civil</u>	<u>Non-Felony Traffic</u>	<u>Others</u>	<u>TOTAL</u>	<u>Criminal</u>	<u>Re-Docketed Criminal</u>	<u>Civil</u>	<u>Re-Docketed Civil</u>	<u>Non-Felony Traffic</u>	<u>Others</u>	<u>TOTAL</u>
MARION	MUNICIPAL PJ					3055		3055					3275		3275
MARION	MUNICIPAL 1			1956	2140			4096			2166	2190			4356
MARION	MUNICIPAL 2			1990	1494	34		3518			2146	922	33	124	3225
MARION	MUNICIPAL 3	3919				24363		28282	1783				18464		20247
MARION	MUNICIPAL 4	10585				3505		14090	8569				9135		17704
MARION	MUNICIPAL 5	5588				3391		8979	3777				7767		11544
MARION	MUNICIPAL 6	5318				23845		29163	2197				16957		19154
MARION	MUNICIPAL 7			1984	1896			3880			2127	1782			3909
MARION	MUNICIPAL 8			1989	1850			3839			2179	1697			3876
MARION	MUNICIPAL 9	13528				876		14404	9692				1329		11021
MARION	MUNICIPAL 10	10496				630		11126	8419				1164		9583
MARION	MUNICIPAL 11	2535				5728		8263	1142				5125		6267
MARION	MUNICIPAL 12	2357				6454		8811	961				5562		6523
MARION	MUNICIPAL 13	1587				3249		4836	608				2651		3259
MARION	MUNICIPAL 14	2510				4786		7296	1096				3786		4882

Filings and Dispositions of County Courts*

COUNTY	COURT	Filings								Dispositions							
		Criminal	Re-Docketed Criminal	Small Claims	Plenary Proceedings	Re-Docketed Civil	Non-Felony Traffic	Others	TOTAL	Criminal	Re-Docketed Criminal	Small Claims	Plenary Proceedings	Re-Docketed Civil	Non-Felony Traffic	Others	TOTAL
ADAMS	COUNTY	29	1	420	19	105	507		1081	37	1	374	10	112	494		1028
ALLEN	SUP CCF	3910		7643		4973	16788	528	33842	2956		7488		5474	17177	517	33612
BARTHOLOMEW	COUNTY	806	24	1385	110	367	1638		4330	777	10	1273	99	180	1922		4261
BENTON	CIR CCF			91		12	1249		1352			72		6	1119		1197
BLACKFORD	CIR CCF			541	28	148			717			407	10	42			459
BOONE	COUNTY	189		701	38	199	700	2	1829	156		716	33	164	609	6	1684
BROWN	CIR CCF	628	2	101		19	509		1259	704	2	125		4	545		1380
CARROLL	CIR CCF	282		320	17	44	433		1096	271		244	18	24	456		1013
CASS	COUNTY	318		578	6	180	1305		2387	230		441	4	135	1320		2130
CLARK	COUNTY	869		885	280		6496		8530	734		600	188		6455		7977
CLAY	COUNTY	234	3	411	92	85	1244	11	2080	200		299	69	20	1063	4	1655
CLINTON	COUNTY	363	10	426	27	147	417	11	1401	324	8	455	22	137	434	11	1391
CRAWFORD	COUNTY	178		115	1		875		1169	120		128	1		983		1232
DAVISS	COUNTY	231		420	6	74	1159	3	1893	222		368	3	52	1151	8	1804
DEARBORN	COUNTY	153		526	30		668		1377	97		483	27		645		1252
DECATUR	COUNTY	263		246	15		2984	2	3510	249		195	14		2844	2	3304
DEKALB	SUP CCF	154	32	955	14	264	930		2349	80	23	877	16	265	948		2209
DELAWARE	COUNTY 1	452		838	39	29			1358	503		864					1367
DELAWARE	COUNTY 2	377	19	920	25	738			2079	384	16	1017	3				1420
DUBOIS	COUNTY	463		247	7		1957		2674	488		232	3		1950		2673
ELKHART	COUNTY GOS	541		528	20	79	3821		4989	430		480	11	70	3794		4785
ELKHART	COUNTY ELK	302	27	1656	95	636	9	2	2727	220	7	1465	82	480	14	2	2270

Filings and Dispositions of County Courts*

COUNTY	COURT	<u>Filings</u>							<u>Dispositions</u>										
		Criminal	Re-Docketed Criminal	Small Claims	Plenary Proceedings	Re-Docketed Civil	Non-Felony Traffic	Others	TOTAL	Criminal	Re-Docketed Criminal	Small Claims	Plenary Proceedings	Re-Docketed Civil	Non-Felony Traffic	Others	TOTAL		
FAYETTE	COUNTY	458		449				1056	5	1968	488		449				1089	8	2034
FLOYD	COUNTY	282		427	161			1803		2673	276		347	117			1778		2518
FOUNTAIN	CIR CCF			422		94		239		755			388		82		231		701
FRANKLIN	CIR CCF			91				894		985			91				763		854
FULTON	CIR CCF	108		502	1			933		1544	82		355		8		851		1296
GIBSON	COUNTY	376	5	343	7	21		2653	37	3442	399	3	273	6	21		2594	30	3326
GRANT	COUNTY	336	6	1722	76	777		1072	64	4053	275	1	2037	59	505		1075	23	3975
GREENE	COUNTY	232	3	576	55	73		1713	19	2671	215	3	521	50	36		1746	13	2584
HAMILTON	COUNTY	561	2	1389	123	304		3719	2	6100	615		1000	85	37		3344	10	5091
HANCOCK	COUNTY	587	7	397	35	122		3915	103	5166	722	2	360	29	46		4749	103	6011
HARRISON	COUNTY	437		147	12			1749		2345	345		113	9			1647		2114
HENDRICKS	COUNTY	1923		521	45			3598		6087	863		97	3			3308		4271
HENRY	COUNTY	290	4	1118	41	458		954	1	2866	287	4	1210	40	303		946	1	2791
HOWARD	COUNTY	1416		2009	13	1170				4608	1122		1827	9	349				3307
HUNTINGTON	COUNTY	310	10	805	31	102		2696	110	4064	299	10	747	20	93		2704	118	3991
JACKSON	COUNTY	683	3	683	32	242		6581	69	8293	653	1	670	24	219		6768	70	8405
JASPER	COUNTY	288	55	597	32	51		1853	11	2887	313	63	448	19	11		1543	11	2408
JAY	COUNTY	389	1	532	19	199				1140	353	1	587	10	185				1136
JEFFERSON	COUNTY	407	1	618	41	41		938	61	2107	411	1	618	75	50		921	61	2137
JENNINGS	CIR CCF			161						161			114						114
JOHNSON	COUNTY	899		869		338		906		3012	1015		888		322		1312		3537
KNOX	COUNTY	411		589	62	82		1457		2601	353		511	43	33		1516		2456

Filings and Dispositions of County Courts*

COUNTY	COURT	<u>Filings</u>							<u>Dispositions</u>								
		Criminal	Re-Docketed Criminal	Small Claims	Plenary Proceedings	Re-Docketed Civil	Non-Felony Traffic	Others	TOTAL	Criminal	Re-Docketed Criminal	Small Claims	Plenary Proceedings	Re-Docketed Civil	Non-Felony Traffic	Others	TOTAL
KOSCIUSKO	COUNTY	929		1082	71	198	2359	185	4824	641		1097	66	225	2130	230	4389
LAGRANGE	COUNTY	287		172	23	40	3219		3741	243	8	197	14	7	3139		3608
LAKE	COUNTY 1	1		1565	35	223	3		1827	17		1166	15	94	20		1312
LAKE	COUNTY 2	718		759	16	193	9415		11101	557		576	3	25	6426		7587
LAKE	COUNTY 3	780		813	158	273	9333		11357	421		870	102	50	5646		7089
LAPORTE	COUNTY L/P	581		787	54	92	2501	207	4222	495		711	40	65	2510	108	3929
LAPORTE	COUNTY M/C	1641	20	1022	209	396	5118	110	8516	1635	19	893	199	140	5178	89	8153
LAWRENCE	COUNTY	1604	29	1069		142	2129	26	4999	1727	2	932		47	2093	26	4827
MADISON	COUNTY	299		2953	92	1714	152	1	5211	121		2860	81	866	138	1	4067
MARSHALL	COUNTY	227		463	44		112	50	896	179		397	10		81	43	710
MARTIN	COUNTY	196	2	84		10	863		1155	205	1	60		9	665		940
MIAMI	SUP CCF	180		676	34	192	883	198	2163	122		601	90	174	890	198	2075
MONROE	SUP 3 CCF	2506	517	1367	40	1052	7053	43	12578	2470	524	1306	32	1038	7297	43	12710
MONTGOMERY	COUNTY	526		928	13	134	2547	4	4152	422	1	727	7	119	2142	4	3422
MORGAN	COUNTY	365	34	768	27	121	2533		3848	388	26	785	20	133	2472		3824
NEWTON	CIR CCF			241		6	1590		1837			183		1	1485		1669
NOBLE	COUNTY	395	9	791	55	189	1671	3	3113	395	15	824	65	138	1692	5	3134
OHIO	COUNTY	60		95	1	27	213		396	37		73	5	13	204		332
ORANGE	CIR CCF			761		133			894			607		37			644
OWEN	CIR CCF	263	8	256		33	824	25	1409	243	9	258		23	818	26	1377
PARKE	CIR CCF			237	110	5	1138		1490			200	74	8	985		1267
PERRY	CIR CCF			215			845		1060			170			690		860

Filings and Dispositions of County Courts*

COUNTY	COURT	<u>Filings</u>							<u>Dispositions</u>								
		Criminal	Re-Docketed Criminal	Small Claims	Plenary Proceedings	Re-Docketed Civil	Non-Felony Traffic	Others	TOTAL	Criminal	Re-Docketed Criminal	Small Claims	Plenary Proceedings	Re-Docketed Civil	Non-Felony Traffic	Others	TOTAL
PIKE	CIR CCF	69		162		6	209		446	58		142		6	210		416
PORTER	COUNTY	1260	4	1049	75	157	10698		13243	1114	4	720	55	35	10247		12175
POSEY	COUNTY	359	2	90		1	1520	10	1982	368	2	77	2	1	1597	10	2057
PULASKI	COUNTY	226		171	4		982		1383	231		135	2		938		1306
PUTNAM	COUNTY	174	1	580	17	90	2855	1	3718	197	1	563	19	70	3094	4	3948
RANDOLPH	COUNTY	74	5	424		183	54		740	73	3	564		105	46		791
RIPLEY	CIR CCF			462		45			507			474		45			519
RUSH	COUNTY	121	3	509	20	147	960	15	1775	118		462	8	114	864	14	1580
SCOTT	CIR CCF			360		37	1650		2047			240		21	1631		1892
SHELBY	COUNTY	626	25	512	27	122	2479		3791	676	23	456	21	49	2436		3661
ST. JOSEPH	SUP CCF	3939		5562		2121	39854		51476	2760		3301			38979		45040
STARKE	CIR CCF			338				69	407			321				45	366
STEUBEN	COUNTY	491	19	415	50	82	1525	1	2583	389	18	341	43	59	1463	1	2314
SULLIVAN	COUNTY	330	5	275	40	5	1657		2312	312	2	208	18	8	1661		2209
SWITZERLAND	COUNTY	195		139	2		129		465	157		110	3		153		423
TIPPECANOE	COUNTY	377		2441	144	762	4300		8024	361		2358	123	540	4417		7799
TIPTON	CIR CCF			96			6		102			85			11		96
UNION	CIR CCF			41			626		667			48			518		566
VANDERBURGH	SUP CCF MD	3446					12552	1137	17135	3308					12316	1147	16771
VANDERBURGH	SUP CCF SC			3910		1767			5677			3622		1364			4986
VERMILLION	CIR CCF			241		38	430		709			242		29	420		691
VIGO	COUNTY 4	246	12	1567	156	562	16		2559	317	8	1587	162	296	32		2402

Filings and Dispositions of County Courts *

COUNTY	COURT	<u>Filings</u>							<u>Dispositions</u>								
		Criminal	Re-Docketed Criminal	Small Claims	Plenary Proceedings	Re-Docketed Civil	Non-Felony Traffic	Others	TOTAL	Criminal	Re-Docketed Criminal	Small Claims	Plenary Proceedings	Re-Docketed Civil	Non-Felony Traffic	Others	TOTAL
VIGO	COUNTY 5	810	7	558	294	243	1675		3587	670	5	645	182	169	2265		3936
WABASH	COUNTY	356		405		241	226		1228	370		412		66	258		1106
WARREN	CIR CCF	103		68		10	953	16	1150	84		46		9	965	16	1120
WARRICK	SUP CCF			260		15	2812		3087			219		5	2515		2739
WASHINGTON	CIR CCF			258					258			159					159
WAYNE	COUNTY	208		1696	29	668	4005	68	6674	228		1683	28	672	3993	68	6672
WELLS	COUNTY	21		324	15	100	13	2	475	27		300	7	68	13	2	417
WHITE	COUNTY	345		841	19	130	1076	3	2414	405		881	14	34	1076	3	2413
WHITLEY	COUNTY	94	4	353	21	94	6		572	67	4	345	17	85	3		521

*The term "County Courts" includes the "County Court Function" of the Circuit & Superior Courts.

Method of Case Disposition - Circuit and Superior Courts

County	Court	Total Filings	Total Cases Disposed	Jury Trial			Bench Trial			Non-Trial Dispositions					Venue		Other		
				Criminal	Civil	TOTAL	Criminal	Civil	TOTAL	Settled	Guilty Plea	Dismissed	Default	Transferred	Closed	Venued In	Venued Out	Others	
ADAMS	CIR	531	459	1		1	2	40	243	140	12	52					5	11	
ALLEN	CIR	2376	1921	22	4	26	27	298	1033	106	90	517	79		15	1		55	
ALLEN	SUP	9216	9648	27	15	42	54	468	5745	895	186	2120	473			7		187	
ALLEN	SUP JUV	387	316						145	4	149	17						1	
BARTHOLOMEW	CIR	1206	1269	8	3	11	6	187	945		16	275					22	22	
BARTHOLOMEW	SUP	1218	978	1		1	1	14	446	45	20	332	51	20	15	7		48	
BENTON	CIR	384	383	3	2	5	11	35	226	29	41	39	13				43	30	
BLACKFORD	CIR	457	197	5	2	7	1	4	56	36	14	47	37				18		
BOONE	CIR	325	296	2	3	5	2	28	150	36	4	83	9				76	9	
BOONE	SUP	840	921	1	4	5	2	25	619	64	45	146	27				79	15	
BROWN	CIR	534	638	2	9	11	1	23	163	63	48	314	16		10	59	12	1	
CARROLL	CIR	596	824	9	3	12	3	27	211	25	46	479	37				19	14	
CASS	CIR	1494	1431	1	2	3	12	63	855	3	11	396	139				11	24	
CLARK	CIR	719	692	8	9	17		49	137	43	18	189	79	92	105			11	1
CLARK	SUP	1691	1771		5	5		27	1011	147		520	39		33	1		16	
CLAY	CIR	743	690	4	5	9	1	31	215	132	43	191	70	9			63	21	
CLINTON	CIR	1125	1216	1	2	3		14	340	414	96	205	48		81	37		15	14
CRAWFORD	CIR	273	312	2	2	4	14	22	117	34		143					6	14	
DAVISS	CIR	1006	1041	1	5	6	8	90	707	51	74	195					25	8	
DEARBORN	CIR	896	903	5	7	12	6	40	653	26	4	183	17				4	8	
DECATUR	CIR	546	381	3	2	5	24	31	149	129	14	68					21	16	
DEKALB	CIR	1024	1112	2	2	4	6	57	793	13	23	226	22	5			37	23	3

Method of Case Disposition - Circuit and Superior Courts

County	Court	Total Filings	Total Cases Disposed	Jury Trial			Bench Trial			Non-Trial Dispositions					Venue		Other Dispositions		
				Criminal	Civil	TOTAL	Criminal	Civil	TOTAL	Settled	Guilty Plea	Dismissed	Default	Transferred	Closed	Venued In	Venued Out	Others	
DEKALB	SUP	253	191				17	25	54	3	9	116	4				1	2	3
DELAWARE	CIR	2400	2587	9	1	10	7	20	1194	527	131	416	307				15	2	
DELAWARE	SUP 1	821	955					24	462	17		379	83				2	14	
DELAWARE	SUP 2	1413	1352	8	3	11	1	3	379	185	38	593	134	9			2	3	
DUBOIS	CIR	844	865	2	3	5	30	78	581		89	174					23	16	
ELKHART	CIR	1007	1399	3		3	3	64	422		50	737	165	4			10	18	
ELKHART	SUP 1	2179	2304	5	1	6		100	722	3	86	861	606	9			16	11	
ELKHART	SUP 2	1801	1978	11	1	12	7	84	575	216	144	810	30	117	30		4	44	
FAYETTE	CIR	1010	958	3	1	4		7	334	126	40	284	141	6	5		2	18	
FLOYD	CIR	2054	1786	10	4	14	40	196	1190	489	39	51					9	3	
FOUNTAIN	CIR	796	873	2	3	5	3	28	457	27	59	225	86				17	14	
FRANKLIN	CIR	670	1148	1	2	9	3	25	403	23	202	408	51				8	9	43
FULTON	CIR	805	698		1	1	3	71	288	110	109	147	26				18	10	7
GIBSON	CIR	997	908	8	5	13	2	74	321	148	61	317	29				57	19	
GRANT	CIR	1563	1873	12		12	9	108	657	436	66	594	95				39	13	
GRANT	SUP 1	2101	2142	2	3	5		42	1465	13	21	554	74	2	1		2	4	3
GRANT	SUP 2	1068	1126	3	2	5	2	25	622	72	48	348	28				18	3	
GREENE	CIR	1111	972	1	5	6	8	51	270	242	143	258	39				19	8	
HAMILTON	CIR	1463	2041	3	8	11	134	235	1423	6	32	475	64				36	30	
HAMILTON	SUP	1160	1411	9	5	14	12	87	718	33	93	473	37	8			315	35	
HANCOCK	CIR	582	764	3	9	12	1	18	149	105	21	453	6				317	18	
HANCOCK	SUP	748	1229	2	5	8		37	427	55	55	636	23				111	25	

Method of Case Disposition - Circuit and Superior Courts

County	Court	Total Filings	Total Cases Disposed	Jury Trial			Bench Trial			Non-Trial Dispositions					Venue		Other	
				Criminal	Civil	TOTAL	Criminal	Civil	TOTAL	Settled	Guilty Plea	Dismissed	Default	Transferred	Closed	Venued In	Venued Out	Others
HARRISON	CIR	563	620	6	5	12	26	17	374	3	7	210	3	1		3	10	
HENDRICKS	CIR	727	801	5	9	14	1	82	503	1	13	248	7			49	15	
HENDRICKS	SUP	883	901	1		1	26	44	688	1	20	153	23			2	15	
HENRY	CIR	1056	1018	3	1	4	11	133	559	11	4	400	28			54	12	
HENRY	SUP	933	757	8	1	9	6	16	461	1	54	201	24			1	7	
HOWARD	CIR	1682	1397	4		4	42	136	819	216	22	299	32			7	5	
HOWARD	SUP 1	2000	2414	6	3	9	49	117	1167	31	62	979	153			36	13	
HOWARD	SUP 2	1405	1197	3		3	4	24	568	66	41	338	164				17	
HUNTINGTON	CIR	993	1080	8	2	10	16	6	166	242	83	449	103	6	1	14	20	
JACKSON	CIR	1066	1150	5	10	15	1	10	621	105	165	199	17			16	27	1
JASPER	CIR	724	966	3	10	13	1	134	523	219	39	63	45	31		323	33	
JAY	CIR	799	1493	3	1	4	18	86	370	243	10	835	24				7	
JEFFERSON	CIR	1040	907	2	4	6	3	29	492	138	5	214	31	3		8	18	
JENNINGS	CIR	652	458	1	3	4		12	223	39	37	132	4	8	8	23	3	
JOHNSON	CIR	725	650	4	2	11		12	14	3	19	279	8	14	268	161	34	
JOHNSON	SUP	1056	882	7	1	8		47	575	7	78	176	4	12		4	22	
KNOX	CIR	480	530	1	4	5		21	322	63	4	86	42			12	8	
KNOX	SUP	911	820	1	2	3		12	266	227	34	266	16	5		1	3	
KOSCIUSKO	CIR	959	1068	4	12	16	4	86	807	71	38	101	21			43	14	
KOSCIUSKO	SUP	635	571		1	1		22	349	1	13	184	23			2		
LAGRANGE	CIR	397	291	2	3	5	1	17	194		16	57	11			24	8	
LAKE	CIR	6695	6185		216	911		560	2105			1858	1000		83	4	228	

Method of Case Disposition - Circuit and Superior Courts

County	Court	Total Filings	Total Cases Disposed	Jury Trial			Bench Trial			Non-Trial Dispositions					Venue		Other Dispositions	
				Criminal	Civil	TOTAL	Criminal	Civil	TOTAL	Settled	Guilty Plea	Dismissed	Default	Transferred	Closed	Venued In	Venued Out	Others
LAKE	SUP CRM SP J	85	79	10		10	2		8		31	26		4				
LAKE	SUP CRM 1	253	233	11		11	3		21		69	69		45				18
LAKE	SUP CRM 2	422	395	53		58	7		18		71	114		125	9			
LAKE	SUP CRM 3	303	293	37		37	7		47		111	92		6				
LAKE	SUP CRM 4	330	317	49		49	5		35		90	106		37				
LAKE	SUP JUV	4201	4066						3865			176						25
LAKE	SUP 1	1461	1992					2	716			1151	9					116
LAKE	SUP 2	2794	1502		1	1		60	961			170	287	3				80
LAKE	SUP 3	2598	5345					343	1543			3462	274					66
LAKE	SUP 4	3634	3474		2	2		334	1054			645	1656					117
LAKE	SUP 5	4058	3482	3	5	8		146	516	118	14	1323	1447				2	56
LAPORTE	CIR	1405	1308		12	12	6	83	839	47	12	235	53				80	110
LAPORTE	SUP 1	1507	1016	5	5	10		51	492	5	39	172	254	4	6	11	27	7
LAPORTE	SUP 2	514	435	4	3	7	6	31	341	3	48	27		2				7
LAWRENCE	CIR	884	836	11	2	13		42	372	132	84	207	19			23	9	
LAWRENCE	SUP	514	729	2	1	3	1	6	60	88	38	384	147			3	9	
MADISON	CIR	1020	1178	12	2	14	21	150	656	25	113	279	43		17	18	31	
MADISON	SUP	5859	6129	6	7	13	4	178	3339	340	111	1715	511			9	100	
MARION	CIR	7463	8019		15	15		435	5796	941		852	113	155				147
MARION	JUV.	5686	5384			4	24		4140		449	68						723
MARION	PROB	3935	3855			1		188	3272	173		403				1	6	
MARION	SUP CRM 1	487	616	41		41	72		89		259	138		9	46	56	24	

Method of Case Disposition - Circuit and Superior Courts

County	Court	Total Filings	Total Cases Disposed	Jury Trial			Bench Trial			Non-Trial Dispositions					Venue		Other Dispositions	
				Criminal	Civil	TOTAL	Criminal	Civil	TOTAL	Settled	Guilty Plea	Dismissed	Default	Transferred	Closed	Venued In	Venued Out	Others
MARION	SUP CRM 2	502	537	46		48	23		24		194	124		147				
MARION	SUP CRM 3	428	311	52		52	8		8	10	99	63		13		19	61	5
MARION	SUP CRM 4	533	604	57		57	16		67		286	122		72				
MARION	SUP 1	2914	3157		6	6		174	2259			560	81			21	251	
MARION	SUP 2	2253	2215		7	7		31	1202			697	132	4		22	173	
MARION	SUP 3	2260	2285		13	13		47	1525	160		393	112	4	1	4	77	
MARION	SUP 4	2340	2463		8	8		36	1475	8		588	156			4	228	
MARION	SUP 5	2631	2768	1	19	20		109	1668	605	2	201	183			23	89	
MARION	SUP 6	2294	2752		8	8		246	1925	24		622		42			129	2
MARION	SUP 7	3058	3123		16	17		289	2375	104		483	83		1	3	56	4
MARSHALL	CIR	918	884	1	3	4	1	39	615	54	50	107	34			23	20	
MARSHALL	SUP	477	441	7	1	8	5	15	242	5	44	116	10	10		11	6	
MARTIN	CIR	409	353				8	22	158	35	35	102	8	1		4	13	1
MIAMI	CIR	1124	1132	16	1	17	14	66	717	122	69	187	4			5	16	
MIAMI	SUP	730	516				17	33	264		89	135	20	6		3	1	1
MONROE	CIR	1311	1385	8	6	14	2	72	165	321	54	599	216			17	16	
MONROE	SUP 1	834	1040	13	12	25	7	30	164	74	56	478	227			7	16	
MONROE	SUP 2	704	847	5	11	16	6	33	134	39	60	370	218			6	10	
MONTGOMERY	CIR	943	1029	16	6	22	31	11	175	511	77	188	42			31	14	
MORGAN	CIR	756	1113		9	9		55	218	158	6	666	38			31	18	
MORGAN	SUP	1170	1122	6	1	7	6	49	440	23	151	441	36	5		9	19	
NEWTON	CIR	788	984		6	6	110	49	429	61	29	371	23		39	83	26	

Method of Case Disposition - Circuit and Superior Courts

County	Court	Total Filings	Total Cases Disposed	Jury Trial			Bench Trial			Non-Trial Dispositions					Venue		Other Dispositions	
				Criminal	Civil	TOTAL	Criminal	Civil	TOTAL	Settled	Guilty Plea	Dismissed	Default	Transferred	Closed	Venued In	Venued Out	Others
NOBLE	CIR	1204	1116		11	11	1	26	605	168	32	233	31	10	12	116	8	6
OHIO	CIR	102	154		1	1	1	66	150			1				1	2	
ORANGE	CIR	647	606		4	4	3	68	323	1	31	196	30			9	21	
OWEN	CIR	635	688	4	1	5	19	21	209	55	99	121	11	17	95	27	18	58
PARKE	CIR	569	430	1	4	5	5	29	279		28	76	9			31	33	
PERRY	CIR	588	614	2	7	9	1	19	294	1	17	202	23		50	11	18	
PIKE	CIR	400	329	3		3	23	34	180	27	7	92	5			16	15	
PORTER	CIR			3	2	6	13	80	645	11	24	428	130	22			12	
PORTER	CIR SUP	4039	3584	13	28	43	40	247	1756	46	80	1170	432	3		582	53	1
PORTER	SUP 1				11	12	4	61	466	18	7	335	142	5			14	
PORTER	SUP 2			10	15	25	23	106	619	17	49	407	159	3			27	1
POSEY	CIR	526	430	5	9	14		50	266	13	33	79	16			31	9	
PULASKI	CIR	392	436	5	6	11	42	30	219	3	27	51	5	117		50	3	
PUTNAM	CIR	1162	1123	8	6	31	42	72	407	246	268	167				12	4	
RANDOLPH	CIR	1067	987	2	4	6	3	51	670	35	40	169	18	42		1	7	
RIPLEY	CIR	806	889	2	3	5	18	47	426	79	5	331	30			12	13	
RUSH	CIR	743	779	3	1	4	40	50	548	10	5	177	16	3		14	16	
SCOTT	CIR	1184	1010		3	3	1	9	67	135	420	181	180	3		9	20	1
SHELBY	CIR	721	591	2	4	6		49	404	31	4	139		2		22	5	
SHELBY	SUP	849	867	16		17	5	29	211	126	202	282				13	29	
SPENCER	CIR	420	378		9	9	5	72	227	50	25	49	10			26	8	
ST. JOSEPH	CIR	2999	3451	7	16	23	18	558	1945	11	61	780	515	22		18	94	

CONTINUED

1 OF 6

Method of Case Disposition - Circuit and Superior Courts

County	Court	Total Filings	Total Cases Disposed	Jury Trial			Bench Trial			Non-Trial Dispositions					Venue		Other	
				Criminal	Civil	TOTAL	Criminal	Civil	TOTAL	Settled	Guilty Plea	Dismissed	Default	Transferred	Closed	Venued In	Venued Out	Others
ST. JOSEPH	SUP	3689	3575	57	19	76	27	109	1166	368	315	1265	337			119	48	
ST. JOSEPH	SUP PROB	2068	1902						940			81		881	3			
STARKE	CIR	1101	1030	2	8	10	9	42	520	218	38	62	167			40	15	
STEUBEN	CIR	731	612	7	2	9	13	38	420	4	10	115	31	4		11	19	
SULLIVAN	CIR	523	453		2	2		20	304	36	14	77	14			33	6	
SWITZERLAND	CIR	179	108		1	12	2	2	75	4		15				4	2	
TIPPECANOE	CIR	1293	1239	3	6	9	4	147	855	123	20	146	14	51		5	21	
TIPPECANOE	SUP 1	988	1117	7	2	9	4	20	503	197	22	324	48	4			10	
TIPPECANOE	SUP 2	952	1062		1	1		41	388	366	3	214	69	16		1	5	
TIPTON	CIR	699	820	6	4	10	7	17	258	41	37	461	2			13	11	
UNION	CIR	358	327				1	5	45	34	194	36	5	3		5	10	
VANDERBURGH	CIR	728	769	36	12	48		30	257	58	167	165	11	4	1	14	56	
VANDERBURGH	SUP 1 2 3 4	4647	3636	22	25	47	4	374	1906	215	174	1108	40	8		16	138	
VANDERBURGH	SUP-JUV	2011	1650						564		374	90		622				
VERMILLION	CIR	634	657	4	17	21	8	48	356	48	38	147	33			7	14	
VIGO	CIR-JUV	362	394						227	38	60	69						
VIGO	SUP PROB	362	337							225		112						
VIGO	SUP 1	1089	3253	5	5	10		45	542	73	59	431	79	2019	8	3	30	2
VIGO	SUP 2	1016	1101	1	1	2	2	19	363	21	4	522	106	11		3	72	
VIGO	SUP 3(CIR)	918	833	11	1	12	7	39	376	16	55	248	21	72		6	32	
WABASH	CIR	1378	1682	15	3	18	27	190	901	149	169	389	39			6	17	
WARREN	CIR	298	304	1	3	4	1	9	130	29	19	86	25			21	11	

Method of Case Disposition - Circuit and Superior Courts

<u>County</u>	<u>Court</u>	Total Filings	Total Cases Disposed	<u>Jury Trial</u>			<u>Bench Trial</u>			<u>Non-Trial Dispositions</u>					<u>Venue</u>		<u>Other Dispositions</u>	
				Criminal	Civil	TOTAL	Criminal	Civil	TOTAL	Settled	Guilty Plea	Dismissed	Default	Transferred	Closed	Venued In	Venued Out	Others
WARRICK	CIR	937	804		7	7	10	108	512	7	71	179	11	3		79	14	
WARRICK	SUP	419	233				14	19	166		8	47				7	10	2
WASHINGTON	CIR	765	747	2	1	3		36	276	9	31	319	73	3	15	23	18	
WAYNE	CIR	782	810	11	1	12	2	135	481	1	31	249				20	17	19
WAYNE	SUP 1	962	953	7		7		125	666	2	19	240				1	4	15
WAYNE	SUP 2	791	725	9		9		49	512	6	20	157				4	2	19
WELLS	CIR	634	533	2	2	4	4	43	421	22	22	27	25			35	12	
WHITE	CIR	1136	1017	1	4	5		112	733	38	20	205				37	16	
WHITLEY	CIR	705	686	6	8	14	1	70	438	40	49	110	22	8		65	5	

		Method of Case Disposition - Marion Municipal Courts															Other	
		Jury Trial			Bench Trial			Non-Trial Dispositions					Venued		Dispositions			
COUNTY	COURT	Total Filings	Total Cases Disposed	Criminal	Civil	Total	Criminal	Civil	Total	Settled	Guilty Plea	Dismissed	Default	Violations Bureau	Transferred	Venued In	Venued Out	Others
MARION	MUNICIPAL PJ	3055	3275									3		3198				74
MARION	MUNICIPAL 1	4096	4356		10	10		103	119	100		858	1783				14	1472
MARION	MUNICIPAL 2	3518	3225		14	14		193	1139	236	16	752	1062			3	6	
MARION	MUNICIPAL 3	28282	20247	8		12	229		1144		14682	1336		2898				175
MARION	MUNICIPAL 4	14090	17704	42		47	780		1513		11944	4187		13				
MARION	MUNICIPAL 5	8979	11544	46		50	302		695		5833	4930		36				
MARION	MUNICIPAL 6	29163	19154	12		15	174		587		14142	1164		3108				138
MARION	MUNICIPAL 7	3880	3909		7	11		197	1932	92		767	1062				45	
MARION	MUNICIPAL 8	3839	3876		20	20		294	1991	81		791	951		42			
MARION	MUNICIPAL 9	14404	11021	50		65	1598		1629		3998	5117		1				211
MARION	MUNICIPAL 10	11126	9583	54		67	2109		2146		2049	5197		1				123
MARION	MUNICIPAL 11	8263	6267				66		220		5008	905		93				41
MARION	MUNICIPAL 12	8811	6523	5		11	43		166		5243	909		139				55
MARION	MUNICIPAL 13	4836	3259	6		7	38		98		2548	528		66				12
MARION	MUNICIPAL 14	7296	4882			1	48		121		3819	827		86				28

Method of Case Dispositions of County Courts*

COUNTY	COURT	Total Filings	Total Cases Disposed	Jury Trial			Bench Trial			Non-Trial Dispositions						Venue		Other Dispositions			
				Criminal	Small Claims	Plenary Proceedings	Total	Criminal	Small Claims	Plenary Proceedings	Total	Settled	Guilty Plea	Dismissed	Default	Violations Bureau	Transferred	Venued In	Venued Out	F.T.A.	Others
ADAMS	COUNTY	1081	1028				9	44	129	183	73	51	162	110	438	2		1	1	7	
ALLEN	SUP CCF	33842	33612	4	5	12	477	854		4227	3999	4928	3465	3915	12576					490	
BARTHOLOMEW	COUNTY	4330	4261	3		1	4	15	604	52	853	51	2059	714	313	182		2	4	62	19
BENTON	CIR CCF	1352	1197						33		49	12	107	37	53	939					
BLACKFORD	CIR CCF	717	459						113	3	129	8		131	191						
BOONE	COUNTY	1829	1684	1		2	3	18	48	9	85	182	116	362	364	565	4		3		
BROWN	CIR CCF	1259	1380	1			1	5	15		28	30	1000	99	57			2	2	95	68
CARROLL	CIR CCF	1096	1013				4	23	76	7	116	15	203	172	47	454			2		
CASS	COUNTY	2387	2130	1			1	16	121	1	306	25	437	366	150	770	1			74	
CLARK	COUNTY	8530	7977	1			1	38	99	8	217	52	1074	675	422	5158				378	
CLAY	COUNTY	2080	1655	1			1	15	109	4	152	62	258	84	151	904	16	2	1	26	
CLINTON	COUNTY	1401	1391			1	1	12	101	2	208	68	393	303	150	202	1		1		64
CRAWFORD	COUNTY	1169	1232				7	11			25	33	118	140	36	880					
DAVISS	COUNTY	1893	1804	6			16	5	163	1	211	18	1229	279	48		1	4		2	
DEARBORN	COUNTY	1377	1252	7			7	2	145	4	159	181	429	50	164	251				11	
DECATUR	COUNTY	3510	3304				11	89			141	19	420	234	153	2311				26	
DEKALB	SUP CCF	2349	2209	1			1	42	324	11	636	295	96	372	127	645				26	
DELAWARE	COUNTY 1	1358	1367				31	173			204	216	231	444	272			6	5	26	6
DELAWARE	COUNTY 2	2079	1420	2			2	65	57		122	158	76	452	607						
DUBOIS	COUNTY	2674	2673	5			9	28	41	2	138	122	1406	170	58	742		4	3		
ELKHART	COUNTY ELK	2727	2270	2			2		305	21	649	40	233	581	752		5	10	4		4
ELKHART	COUNTY GOS	4989	4785			2	2	6	97	5	181	79	2408	433	169	1507	3		3		

Method of Case Dispositions of County Courts*

COUNTY	COURT	Total Filings	Total Cases Disposed	Jury Trial			Bench Trial			Non-Trial Dispositions						Venue		Other Dispositions		
				Criminal	Small Claims	Plenary Proceedings	Criminal	Small Claims	Plenary Proceedings	Total	Settled	Guilty Plea	Dismissed	Default	Violations Bureau	Transferred	Venued In	Venued Out	F.T.A.	Others
FAYETTE	COUNTY	1968	2034	1		2	10	48		66	57	715	257	166	733		2	1	30	7
FLOYD	COUNTY	2673	2518				97	147	20	322	78	149	275	146	1546		4	2		
FOUNTAIN	CIR_CCF	755	701					64		126	153	144	111	127	39			1		
FRANKLIN	CIR_CCF	985	854					91		91		671	92							
FULTON	CIR_CCF	1544	1296			1	14	96		151	75	764	122	94	76		6	9		4
GIBSON	COUNTY	3442	3326	6		6	17	37		116	126	1020	185	80	1716		2	2	54	21
GRANT	COUNTY	4053	3975				72	620	18	1480	35	872	797	791			36			
GREENE	COUNTY	2671	2584			5	31	79	3	175	70	309	362	195	1403		1	2	62	1
HAMILTON	COUNTY	6100	5091	1		1	2	42	18	471	310	3214	760	265		10	1	2	57	
HANCOCK	COUNTY	5166	6011	2		2	48	77	2	307	61	3705	587	127			2	1	1221	
HARRISON	COUNTY	2345	2114	1		2	14	33	1	50	19	205	248	32	1558					
HENDRICKS	COUNTY	6087	4271	2	4	6	90	35		648	47	3069	408	2	6	85				
HENRY	COUNTY	2866	2791	4		4	14	205	4	482	405	352	526	401	570			1	50	
HOWARD	COUNTY	4608	3307	1		1	139	314	1	745	7	724	739	1089		2				
HUNTINGTON	COUNTY	4064	3991	1		3	32	68	3	225	353	943	318	115	1994				40	
JACKSON	COUNTY	8293	8405	4		1	9	193	5	441	213	4281	188	753	1816	2	1	8	694	
JASPER	COUNTY	2887	2408	3	1	1	6	110	4	226	171	458	172	147	884	55			284	5
JAY	COUNTY	1140	1136	4		4	65	100		166		200	363	394		3		3		3
JEFFERSON	COUNTY	2107	2137	1		1	68	155	32	396	351	1149	78	140		4		2		16
JENNINGS	CIR_CCF	161	114					69		69			41	4						
JOHNSON	COUNTY	3012	3537	3		3	506	217		769	418	1389	452	506			1			
KNOX	COUNTY	2601	2456	4		5	17	100	1	150	311	1604	172	135	78		1	1		

Method of Case Dispositions of County Courts *

COUNTY	COURT	Total Filings	Total Cases Disposed	Jury Trial			Bench Trial			Non-Trial Dispositions					Venue		Other Dispositions				
				Criminal	Small Claims	Plenary Proceedings	Criminal	Small Claims	Plenary Proceedings	Total	Settled	Guilty Plea	Dismissed	Default	Violations Bureau	Transferred	Venued In	Venued Out	F.T.A.	Others	
KOSCIUSKO	COUNTY	4824	4389	7		7	52	158	4	281	209	773	869	361	1886		3	3			
LAGRANGE	COUNTY	3741	3608				199	112	9	488	13	214	180	9	2450			1	253		
LAKE	COUNTY 1	1827	1312				2	346	3	443	230	10	170	452		3		1	3		
LAKE	COUNTY 2	11101	7587				307	113		949	84	2637	473	138	3302				4		
LAKE	COUNTY 3	11357	7089				252	230		882	134	1833	618	367	3255						
LAPORTE	COUNTY L/P	4222	3929				35	239	12	388	154	532	198	274	2311		2		42	30	
LAPORTE	COUNTY M/C	8516	8153			3	4	331	229	37	914	221	1036	718	612	4076	11		92	242	227
LAWRENCE	COUNTY	4999	4827	7	1	8	33	195	70	355	53	1950	564	213	1616		2	68			
MADISON	COUNTY	5211	4067				49	907	14	1845	31	13	685	1193	88	32				180	
MARSHALL	COUNTY	896	710	5		5	18	87		107	18	160	172	159	84		16	5			
MARTIN	COUNTY	1155	940				6	11		22	1	375	141	19	366	8		4	4		
MIAMI	SUP CCF	2163	2075				7	230	7	562	137	319	265	220	568	4					
MONROE	SUP 3 CCF	12578	12710	10		2	25	106	852	4	1352	439	3438	1273	9	2969	23	3	2	1655	1525
MONTGOMERY	COUNTY	4152	3422	2		1	7	25	240		441	286	879	282	189	1338					
MORGAN	COUNTY	3848	3824	5		4	13	25	358	6	514	257	978	183	1500	288					91
NEWTON	CIR CCF	1837	1669					21		451	87	552	158	28	285		3	1	107		
NOBLE	COUNTY	3113	3134	3		6	38	151	5	257	302	539	330	356	1243	97			2	2	
OHIO	COUNTY	396	332			2	4	22	1	32	5	150	70	19	50		2	2			
ORANGE	CIR CCF	894	644		42	44		62		72			282	243					3		
OWEN	CIR CCF	1409	1377				19	60		126		511	175	120	434				11		
PARKE	CIR CCF	1490	1267			2	2	100	29	175	3	695	167	30	178	3	18	8		6	
PERRY	CIR CCF	1060	860					48		56		192	129	38	387	57				1	

Method of Case Dispositions of County Courts*

COUNTY	COURT	Total Filings	Total Cases Disposed	Jury Trial			Bench Trial			Non-Trial Dispositions						Venue		Other Dispositions		
				Criminal	Small Claims	Plenary Proceedings	Total	Criminal	Small Claims	Plenary Proceedings	Total	Settled	Guilty Plea	Dismissed	Default	Violations Bureau	Transferred	Venued In	Venued Out	F.T.A.
PIKE	CIR CCF	446	416			4	19	86	142	37	180	42					10	11		
PORTER	COUNTY	13243	12175	3		1	6	94	179	439	71	2244	714	253	8067	12		13	344	12
POSEY	COUNTY	1982	2057	4			6	18	18	69	17	936	122	26	877			3		1
PULASKI	COUNTY	1383	1306					119	17	2	279	15	501	153	32	326				
PUTNAM	COUNTY	3718	3948	2		2	40	192	11	386	205	484	81	161	2566				63	
RANDOLPH	COUNTY	740	791				11	47		123	25	74	225	341	1	2	33			
RIPLEY	CIR CCF	507	519					172		217			138	164						
RUSH	COUNTY	1775	1580			1	20	26		141	153	184	298	132	554	8		75		34
SCOTT	CIR CCF	2047	1892					61		81		1477	110	222				2		
SHELBY	COUNTY	3791	3661				20	93	4	161	185	1139	381	127	1517		3	12	129	10
ST. JOSEPH	SUP CCF	51476	45040				834	61	85	1512	537	3667	858	2472	35988			6		
STARKE	CIR CCF	407	366					321		366										
STEUBEN	COUNTY	2583	2314				97	137	11	583	10	636	274	116	673	4	1	4		14
SULLIVAN	COUNTY	2312	2209	3	1	5	55	32	27	141	41	283	162	41	1446				43	47
SWITZERLAND	COUNTY	465	423	2		2	24	45	2	74	38	140	94	18	54				3	
TIPPECANOE	COUNTY	8024	7799	6		1	9	5	438	23	630	480	783	1374	968	3177	70	1		308
TIPTON	CIR CCF	102	96					11		11	7	9	45	23	1		1			
UNION	CIR CCF	667	566					15		15		431	18	15	87					
VANDERBURGH	SUP CCF MD	17135	16771	2		2	233			479		9046	2656		4588					
VANDERBURGH	SUP CCF SC	5677	4986		10	10		1025		1253	110		1499	2063		22	43	29		
VERMILLION	CIR CCF	709	691		1	1		55		62	82	59	82	67	336			2		
VIGO	COUNTY 4	2559	2402		1	1	17	177	4	345	541	54	651	783			102	27		

Method of Case Dispositions of County Courts*

COUNTY	COURT	Total Filings	Total Cases Disposed	Jury Trial			Bench Trial			Non-Trial Dispositions					Venue		Other Dispositions			
				Criminal	Small Claims	Plenary Proceedings	Total	Criminal	Small Claims	Plenary Proceedings	Total	Settled	Guilty Plea	Dismissed	Default	Violations Bureau	Transferred	Venued In	Venued Out	F.T.A.
VIGO	COUNTY 5	3587	3936	3		3	43	65	26	241	117	2305	687	314	143		45	98		28
WABASH	COUNTY	1228	1106				33	30		64	160	448	88	236	102			8		
WARREN	CIR CCF	1150	1120				1	11		24	15	166	74	7	730	23			59	22
WARRICK	SUP CCF	3087	2739					155		291		2295	149				97	4		
WASHINGTON	CIR CCF	258	159					60		60	51		29	17		2				
WAYNE	COUNTY	6674	6672				41	660	10	1641	277	942	414	547	2616			4	231	
WELLS	COUNTY	475	417				9	10		81	58	8	144	105	13	1		3		4
WHITE	COUNTY	2414	2413			2	267	258	7	679	338	301	114	270	630	7			72	
WHITLEY	COUNTY	572	521				6	75	5	111	138	54	63	152				3		

*The term "County Courts" includes the "County Court Function" of the Circuit & Superior Courts.

Cases Pending - Circuit and Superior Courts

<u>COUNTY</u>	<u>COURT</u>	<u>Criminal</u>	<u>Re-Docketed Criminal</u>	<u>Juvenile</u>	<u>Civil</u>	<u>Re-Docketed Civil</u>	<u>Dissolution</u>	<u>Re-Docketed Dissolution</u>	<u>Probate- Adoption</u>	<u>Non-Felony Traffic</u>	<u>Guardianship</u>	<u>Others</u>	<u>TOTAL</u>
ADAMS	CIR	133	1	53	921	4	634	25	397		274		2442
ALLEN	CIR	364	10		862	215	773	346		22			2592
ALLEN	SUP	80	4	88	3198	400	1536	59	1617		681	275	7938
ALLEN	SUP JUV			278									278
BARTHOLOMEW	CIR	55	1	54	213	33	108	45	234	1	281		1025
BARTHOLOMEW	SUP	80	13		150	26	199	73	127		115	30	813
BENTON	CIR	78	6	33	230	75	108	15	121		134		800
BLACKFORD	CIR	229	4	184	196	39	272	92	289		139	60	1504
BOONE	CIR	51		77	307	44	71	35				1	586
BOONE	SUP	9			196	6	61	3	194		179		648
BROWN	CIR	63	2	45	195	16	49	14	97		52	3	536
CARROLL	CIR	23	6	14	124	21	79	58	261		134		720
CASS	CIR	49	14	40	446	29	282		548	6	326		1740
CLARK	CIR	61			347				524		432		1364
CLARK	SUP			131	138	29	342	70					710
CLAY	CIR	112		58	246	25	78	41	369		264	33	1226
CLINTON	CIR	70	16	190	137	54	170	62	276		345	69	1389
CRAWFORD	CIR	131		30	119	6	74		93	2	71		526
DAVISS	CIR	139	13	24	246	46	83	63	192		205	3	1014
DEARBORN	CIR	136	4	4	489	5	118	9	441		374	48	1628
DECATUR	CIR	42	3	72	685	17	41	17	381		212		1470
DEKALB	CIR	30		37	163	34	63	37	288		293	1	946

Cases Pending - Circuit and Superior Courts

<u>COUNTY</u>	<u>COURT</u>	<u>Criminal</u>	<u>Re-Docketed Criminal</u>	<u>Juvenile</u>	<u>Civil</u>	<u>Re-Docketed Civil</u>	<u>Dissolution</u>	<u>Re-Docketed Dissolution</u>	<u>Probate- Adoption</u>	<u>Non-Felony Traffic</u>	<u>Guardianship</u>	<u>Others</u>	<u>TOTAL</u>
DEKALB	SUP	97	7		122	3							229
DELAWARE	CIR	35	5	138	305	10	144	41	656		366		1700
DELAWARE	SUP 1				282	179	345	164					970
DELAWARE	SUP 2	39	3		95	98	171	103	68		17	24	618
DUBOIS	CIR	75	1	7	115	9	30	38	245	11	181	1	713
ELKHART	CIR	174	6	176	190	34	173	40	434	5	189		1421
ELKHART	SUP 1	97	14		898	552	572	175	512		198		3018
ELKHART	SUP 2	110	33	411	463	40	221	34	288		65	16	1681
FAYETTE	CIR	108	7	9	366	160	199	79	246		252	1	1427
FLOYD	CIR	126	1	20	533		471		494		463		2108
FOUNTAIN	CIR	129	3	1	68	46	58	14	183	1	143		646
FRANKLIN	CIR	81	19	41	145	22	42	10	20		247		627
FULTON	CIR	82	50	88	151	61	75	49	206		112		874
GIBSON	CIR	97		224	621	8	190	11	418		202		1771
GRANT	CIR	44		144	358		4	1	438	8	434		1431
GRANT	SUP 1	16	10		84	12	166	43			1	2	334
GRANT	SUP 2	57	8	80	116		83	35	70	1	119	3	572
GREENE	CIR	67	3	30	116	48	17	50	137		151		619
HAMILTON	CIR	132	18	646	604	258	197	120	308		253	415	2951
HAMILTON	SUP	85	9		841	63	149	48	143		95	2	1435
HANCOCK	CIR	36	3	44	853	20	85	37	74		58		1210
HANCOCK	SUP	61		10	354	63	131	22	153		113	114	1021

Cases Pending - Circuit and Superior Courts

<u>COUNTY</u>	<u>COURT</u>	<u>Criminal</u>	<u>Re-Docketed Criminal</u>	<u>Juvenile</u>	<u>Civil</u>	<u>Re-Docketed Civil</u>	<u>Dissolution</u>	<u>Re-Docketed Dissolution</u>	<u>Probate- Adoption</u>	<u>Non-Felony Traffic</u>	<u>Guardianship</u>	<u>Others</u>	<u>TOTAL</u>
HARRISON	CIR	110	2	49	165	45	116	8	349	55	127	15	1041
HENDRICKS	CIR	95		218	740	7	4						1064
HENDRICKS	SUP	155			150	126	130	108	312		215		1196
HENRY	CIR	37	2	13	381	89	88	87	309	5	298	38	1347
HENRY	SUP	89	6	135	99	41	202	115	61		32	56	836
HOWARD	CIR	146		367	514		411	83	603		446		2570
HOWARD	SUP 1	77	3		477	213	168	313	199		253	62	1765
HOWARD	SUP 2	102	20		319	293	223	225	70		37	16	1305
HUNTINGTON	CIR	24	25	24	211	39	172	54	304		265	148	1266
JACKSON	CIR	81	13	10	229	9	87	23	174	28	228		882
JASPER	CIR	52	3	330	1475	71	188	20	378		182	25	2724
JAY	CIR	24	19	14	58	13	10	48	124		144		454
JEFFERSON	CIR	34	3	162	406	13	183	206	489		277	23	1796
JENNINGS	CIR	123	3	81	491	12	288	41	156		133		1328
JOHNSON	CIR	197	33	247	529	1150			282		245		2683
JOHNSON	SUP	69	1		284	39	357	51	239		103	18	1161
KNOX	CIR	31	8		247	34	23	11	369	5	234	6	968
KNOX	SUP	125	32	179	159	56	335	78		5		5	974
KOSCIUSKO	CIR	12	10		400	116	231	97	255		164	20	1305
KOSCIUSKO	SUP	20	15	110	339	232	330	73	142	1	114	13	1389
LAGRANGE	CIR	42	1	242	646	5	256	5	436		198	15	1846
LAKE	CIR				5487	754	276	375	778		206	263	8139

Cases Pending - Circuit and Superior Courts

<u>COUNTY</u>	<u>COURT</u>	<u>Criminal</u>	<u>Re-Docketed Criminal</u>	<u>Juvenile</u>	<u>Civil</u>	<u>Re-Docketed Civil</u>	<u>Dissolution</u>	<u>Re-Docketed Dissolution</u>	<u>Probate- Adoption</u>	<u>Non-Felony Traffic</u>	<u>Guardianship</u>	<u>Others</u>	<u>TOTAL</u>
LAKE	SUP CRM SP J	125	6										131
LAKE	SUP CRM 1	247	12										259
LAKE	SUP CRM 2	264	14										278
LAKE	SUP CRM 3	350	21										371
LAKE	SUP CRM 4	434	9										443
LAKE	SUP JUV			473									473
LAKE	SUP 1				1232	295	485	142	668		42	67	2931
LAKE	SUP 2				956	306	477	382	1148		974	35	4278
LAKE	SUP 3				449	166	611	249	795		604	232	3106
LAKE	SUP 4				84	661	219	174	20			299	1457
LAKE	SUP 5		4	2	2139	3761	320	474	46		6		6752
LAPORTE	CIR	127	27	1	739	245	647	59	679		567	15	3106
LAPORTE	SUP 1	89	8		2368	532	400	410	566		328		4701
LAPORTE	SUP 2	57	27	110	836	209	89	59	11		26		1424
LAWRENCE	CIR	82		121	178	41	210	112	285		188	5	1222
LAWRENCE	SUP	38			251	11	216	8					524
MADISON	CIR	435	1		186	124	224	83	237		167	2	1459
MADISON	SUP	264	4	809	504	524	1024	500	45		1540	2369	7583
MARION	CIR				570	8	435	44				13	1070
MARION	JUV	8		1658								336	2002
MARION	PROB				363	13			2987		3199	865	7427
MARION	SUP CRM 1	212	16										228

Cases Pending - Circuit and Superior Courts

<u>COUNTY</u>	<u>COURT</u>	<u>Criminal</u>	<u>Re-Docketed Criminal</u>	<u>Juvenile</u>	<u>Civil</u>	<u>Re-Docketed Civil</u>	<u>Dissolution</u>	<u>Re-Docketed Dissolution</u>	<u>Probate- Adoption</u>	<u>Non-Felony Traffic</u>	<u>Guardianship</u>	<u>Others</u>	<u>TOTAL</u>
MARION	SUP CRM 2	189	4										193
MARION	SUP CRM 3	185											185
MARION	SUP CRM 4	89	48										137
MARION	SUP 1				131	158	623	535					1447
MARION	SUP 2				280	119	898	205					1502
MARION	SUP 3				523	2	478	8					1011
MARION	SUP 4				131	158	623	535					1447
MARION	SUP 5	1			313		391	72					777
MARION	SUP 6				652		1315	55					2022
MARION	SUP 7	2			688		881	102					1673
MARSHALL	CIR	38	54	28	153	198	176	72	451		443		1613
MARSHALL	SUP	34	13		51	16	176	94	56		13		453
MARTIN	CIR	48	7	28	55	11	18	23	45	7	46		288
MIAMI	CIR	126	18	129	360	46	123	59	251	12	196	51	1371
MIAMI	SUP	107	3	33	56	26	97		48		18		388
MONROE	CIR	75	16	188	350	150	89	34	528	4	397		1831
MONROE	SUP 1	75	4		149	66	109	45					448
MONROE	SUP 2	102	8		112	29	165	39					455
MONTGOMERY	CIR	17		27	85	2	124	6	269		171		701
MORGAN	CIR	6		193	351	33	112	6	483		232	1	1417
MORGAN	SUP	140	16		96	31	124	31	22	2	56	6	524
NEWTON	CIR	552	12	257	377	108	79	122	258		240	3	2008

Cases Pending - Circuit and Superior Courts

<u>COUNTY</u>	<u>COURT</u>	Criminal	Re-Docketed Criminal	Juvenile	Civil	Re-Docketed Civil	Dissolution	Re-Docketed Dissolution	Probate- Adoption	Non-Felony Traffic	Guardianship	Others	TOTAL
NOBLE	CIR	39	12	46	538	64	328	68	242		173	90	1600
OHIO	CIR	85	1	2	61	14	15	10	33		40	4	265
ORANGE	CIR	37	7	40	182	63	34	89	229		147	12	840
OWEN	CIR	40		86	185	42	104	44	125		136	15	777
PARKE	CIR	465	2	7			231	53	420		288		1466
PERRY	CIR	84	3	65	152	27	70	39	189		104	87	820
PIKE	CIR	114		43	107	1	54	20	96		76		511
PORTER	CIR												
PORTER	CIR SUP	150		55	2518	521	442	18	899		634	199	5436
PORTER	SUP 1												
PORTER	SUP 2												
POSEY	CIR	127	1	85	345		235	1	617		565	34	2010
PULASKI	CIR	95	11	4	356	73	66	14	133		36		788
PUTNAM	CIR	156	1	2	199		95	1	177		173		804
RANDOLPH	CIR	48	7	92	156	21	159	26	237		214	2	962
RIPLEY	CIR	80	1	21	496		110		427		272		1407
RUSH	CIR	57	1	28	233	63	101	21	170		156	3	833
SCOTT	CIR	229	9	128	383	120	198	99	145		114		1425
SHELBY	CIR	46			1077	134	286	238	473	2	416	9	2681
SHELBY	SUP	378	22	130	184	72	150	29	94		68		1127
SPENCER	CIR	14		6	131				96		61		308
ST. JOSEPH	CIR	171	42		761	882	531	281			56	46	2770

Cases Pending - Circuit and Superior Courts

<u>COUNTY</u>	<u>COURT</u>	<u>Criminal</u>	<u>Re-Docketed Criminal</u>	<u>Juvenile</u>	<u>Civil</u>	<u>Re-Docketed Civil</u>	<u>Dissolution</u>	<u>Re-Docketed Dissolution</u>	<u>Probate- Adoption</u>	<u>Non-Felony Traffic</u>	<u>Guardianship</u>	<u>Others</u>	<u>TOTAL</u>
ST. JOSEPH	SUP	983	103		1715	441	1300	666	546		399	61	6214
ST. JOSEPH	SUP PROB			925	13				1306		1909		4153
STARKE	CIR	118		43	676	495	83	12	226		136	40	1829
STEUBEN	CIR	76	4	93	349	51	135	56	228		183	7	1182
SULLIVAN	CIR	41		36	189	1	52		217		190		726
SWITZERLAND	CIR	9		30	111	4	61	36	37		69	4	361
TIPPECANOE	CIR	116		194	699				626		824		2459
TIPPECANOE	SUP 1	62	6		157	62	246	115				11	659
TIPPECANOE	SUP 2				113	25	118	12				2	270
TIPTON	CIR	243		3	231	1	50	25	158		105		816
UNION	CIR	54	3	6	36	6	21	14	130	218	86	2	576
VANDEBURGH	CIR	160	13		118	3						50	344
VANDEBURGH	SUP 1 2 3 4	122	2		965	813	1007	1898				4	4811
VANDEBURGH	SUP-JUV			136					1551		1102		2789
VERMILLION	CIR	72	2	89	134	11	54	24	188		94		668
VIGO	CIR-JUV			88							2		90
VIGO	SUP PROB										966	1033	1999
VIGO	SUP 1	13	2		237	195	238	60					745
VIGO	SUP 2	29			427	247	355	210					1268
VIGO	SUP 3 (CIR)	124	3		286	8	206	26	45				698
WABASH	CIR	59	6	68	88	107	64	124	303		272	90	1181
WARREN	CIR	18			95	14	41	9	136		93		406

Cases Pending - Circuit and Superior Courts

<u>COUNTY</u>	<u>COURT</u>	Criminal	Re-Docketed Criminal	Juvenile	Civil	Re-Docketed Civil	Dissolution	Re-Docketed Dissolution	Probate- Adoption	Non-Felony Traffic	Guardianship	Others	TOTAL
WARRICK	CIR	85	2	21	323	87	187	101	251		246		1303
WARRICK	SUP	27		2	83	1	53		25		2		193
WASHINGTON	CIR	170	7	159	483	87	207	159	298		203	255	2028
WAYNE	CIR	101	9	56	179	37	76	83	146		142		829
WAYNE	SUP 1	59	13	35	148	39	125	70	431		284		1204
WAYNE	SUP 2	81	15	65	91	18	133	41	193		105		742
WELLS	CIR	33		8	178	1	120		191	3	21		555
WHITE	CIR	70	10	39	173	85	98	63	296		135		969
WHITLEY	CIR	32	11	25	244	71	188	34	229	6	157	37	1034

Cases Pending - Marion Municipal Courts

<u>COUNTY</u>	<u>COURT</u>	<u>Criminal</u>	<u>Civil</u>	<u>Re-Docketed Civil</u>	<u>Non-Felony Traffic</u>	<u>TOTAL</u>
MARION	MUNICIPAL PJ				89	89
MARION	MUNICIPAL 1		838	112		950
MARION	MUNICIPAL 2		698	572	1	1271
MARION	MUNICIPAL 3	2343			9874	12217
MARION	MUNICIPAL 4	5226			2468	7694
MARION	MUNICIPAL 5	3518			2653	6171
MARION	MUNICIPAL 6	3393			9022	12415
MARION	MUNICIPAL 7		1017	208		1225
MARION	MUNICIPAL 8		544	465		1009
MARION	MUNICIPAL 9	7552			781	8333
MARION	MUNICIPAL 10	6320			672	6992
MARION	MUNICIPAL 11	1838			1898	3736
MARION	MUNICIPAL 12	1668			1859	3527
MARION	MUNICIPAL 13	1163			1141	2304
MARION	MUNICIPAL 14	1887			1866	3753

Cases Pending - County Courts *

<u>COUNTY</u>	<u>COURT</u>	<u>Criminal</u>	<u>Re-Docketed Criminal</u>	<u>Small Claims</u>	<u>Plenary Proceedings</u>	<u>Re-Docketed Civil</u>	<u>Non-Felony Traffic</u>	<u>Others</u>	<u>TOTAL</u>
ADAMS	COUNTY	6		175	11	52	32		276
ALLEN	SUP CCF	2328		1725		1204	941	12	6210
BARTHOLOMEW	COUNTY	334	14	338	76	245	297		1304
BENTON	CIR CCF			29		8	206		243
BLACKFORD	CIR CCF			230	185				415
BOONE	COUNTY	57		84	17	99	98	13	368
BROWN	CIR CCF	33		42		23	26		124
CARROLL	CIR CCF	31		125	5	28	35		224
CASS	COUNTY	203		226	4	77	92		602
CLARK	COUNTY	308		453	224		549		1534
CLAY	COUNTY	59	3	181	39	96	260		638
CLINTON	COUNTY	120	2	73	13	38	43		289
CRAWFORD	COUNTY	114		34	1		98		247
DAVISS	COUNTY	103		140	3	45	197		488
DEARBORN	COUNTY	107		133	31		94		365
DECATUR	COUNTY	68		85	5		232		390
DEKALB	SUP CCF			231		47	148		426
DELAWARE	COUNTY 1	46		380	39	92			557
DELAWARE	COUNTY 2	84	3	518	22	738			1365
DUBOIS	COUNTY	32		58	6		100		196
ELKHART	COUNTY GOS	155		440	34	30	159		818
ELKHART	COUNTY ELK	265	21	574	168	324	12		1364

Cases Pending - County Courts*

<u>COUNTY</u>	<u>COURT</u>	<u>Criminal</u>	<u>Re-Docketed Criminal</u>	<u>Small Claims</u>	<u>Plenary Proceedings</u>	<u>Re-Docketed Civil</u>	<u>Non-Felony Traffic</u>	<u>Others</u>	<u>TOTAL</u>
FAYETTE	COUNTY	75		67			41		183
FLOYD	COUNTY	23		108	67		30		228
FOUNTAIN	CIR CCF			47		18	32		97
FRANKLIN	CIR CCF						191		191
FULTON	CIR CCF	30		197	1		91		319
GIBSON	COUNTY	27	2	144	3		117	7	300
GRANT	COUNTY	232	5	263	51	490	406	66	1513
GREENE	COUNTY	29		91	10	37	50		217
HAMILTON	COUNTY	57	2	638	142	361	679	45	1924
HANCOCK	COUNTY	94	5	326	23	223	620		1291
HARRISON	COUNTY	245		75	6		196		522
HENDRICKS	COUNTY	578		424	42		772		1816
HENRY	COUNTY	32		208	14	249	55		558
HOWARD	COUNTY	297		1211	11	1274			2793
HUNTINGTON	COUNTY	55		244	15	30	135		479
JACKSON	COUNTY	110	2	103	19	38	297		569
JASPER	COUNTY	194		223	15	59	592		1083
JAY	COUNTY	147		42	12	66			267
JEFFERSON	COUNTY	27		128	17	8	68		248
JENNINGS	CIR CCF			93					93
JOHNSON	COUNTY	125		122		105	88		440
KNOX	COUNTY	102		119	6	12	238		477

Cases Pending - County Courts*

<u>COUNTY</u>	<u>COURT</u>	<u>Criminal</u>	<u>Re-Docketed Criminal</u>	<u>Small Claims</u>	<u>Plenary Proceedings</u>	<u>Re-Docketed Civil</u>	<u>Non-Felony Traffic</u>	<u>Others</u>	<u>TOTAL</u>
KOSCIUSKO	COUNTY	473		226	19	36	387		1141
LAGRANGE	COUNTY	122	7	58	19	33	216		455
LAKE	COUNTY 1			541	30	162			733
LAKE	COUNTY 2	571		396	18	168	4754		5907
LAKE	COUNTY 3	783		141	66	271	5299		6560
LAPORTE	COUNTY L/P	171		191	37	64	221	99	783
LAPORTE	COUNTY M/C	288	8	349	131	619	169	21	1585
LAWRENCE	COUNTY	324	27	392		95	154		992
MADISON	COUNTY	194		840	62	1382	73		2551
MARSHALL	COUNTY	122		206	42	2	48		420
MARTIN	COUNTY	40	1	28		2	291		362
MIAMI	SUP CCF			137		45	72		254
MONROE	SUP 3 CCF	276	15	209	29	74	225		828
MONTGOMERY	COUNTY	281		442	13	61	657		1454
MORGAN	COUNTY	166	8	150	23	13	760		1120
NEWTON	CIR CCF			142		8	208		358
NOBLE	COUNTY	95	1	93	11	70	90		360
OHIO	COUNTY	44		32	3	14	68		161
ORANGE	CIR CCF			242		109			351
OWEN	CIR CCF	42		49		21	64	2	178
PARKE	CIR CCF			106	582	11	241		940
PERRY	CIR CCF			99			322		421

Cases Pending - County Courts*

<u>COUNTY</u>	<u>COURT</u>	<u>Criminal</u>	<u>Re-Docketed Criminal</u>	<u>Small Claims</u>	<u>Plenary Proceedings</u>	<u>Re-Docketed Civil</u>	<u>Non-Felony Traffic</u>	<u>Others</u>	<u>TOTAL</u>
PIKE	CIR CCF	34		53			49		136
PORTER	COUNTY	334	2	567	34	149	1094		2180
POSEY	COUNTY	33		37	1		72		143
PULASKI	COUNTY	23		41	2		81		147
PUTNAM	COUNTY	4		126	13	57	94	12	306
RANDOLPH	COUNTY	44	8	217		82	16		367
RIPLEY	CIR CCF			48		8			56
RUSH	COUNTY	35	3	158	16	33	185	1	431
SCOTT	CIR CCF			200		26	123		349
SHELBY	COUNTY	250	3	160	30	93	310		846
ST. JOSEPH	SUP CCF	2515		4366		2381	2083		11345
STARKE	CIR CCF			17				24	41
STEBEN	COUNTY	228	1	257	30	23	205		744
SULLIVAN	COUNTY	92	3	87	27	7	129		345
SWITZERLAND	COUNTY	69		76	5		24		174
TIPPECANOE	COUNTY	89		597	54	408	188		1336
TIPTON	CIR CCF			32			38		70
UNION	CIR CCF			25			197		222
VANDEBURGH	SUP CCF SC			1313		771			2084
VANDEBURGH	SUP CCF MD	608					1192	97	1897
VERMILLION	CIR CCF			54		9	33		96
VIGO	COUNTY 4	46	4	325	72	510	8		965

Cases Pending - County Courts*

<u>COUNTY</u>	<u>COURT</u>	<u>Criminal</u>	<u>Re-Docketed Criminal</u>	<u>Small Claims</u>	<u>Plenary Proceedings</u>	<u>Re-Docketed Civil</u>	<u>Non-Felony Traffic</u>	<u>Others</u>	<u>TOTAL</u>
VIGO	COUNTY 5	237	1	173	10	89	140		650
WABASH	COUNTY	54		163		180	35		432
WARREN	CIR CCF	28		35		1	68		132
WARRICK	SUP CCF			88		10	347		445
WASHINGTON	CIR CCF			118			10		128
WAYNE	COUNTY	9		166	10	46	162		393
WELLS	COUNTY	9		225	19	59			312
WHITE	COUNTY	71		112	6	139	81		409
WHITLEY	COUNTY	42		53	12	25	5		137

*The term "County Courts" includes the "County Court Function" of the Circuit & Superior Courts.

CASELOAD OF INDIANA'S SUPREME COURT AND COURT OF APPEALS

In order to present a more complete composite of the workload of the entire Indiana judicial system, the 1977 caseload reports of the Indiana Court of Appeals and Supreme Court are included herein. The reports were prepared by the Courts' respective administrators.

SUPREME COURT OF INDIANA

PROGRESS REPORT

Cases Disposed of by Each Justice
from January 1, 1977
thru December 31, 1977

	*Total Cases Dist.	Total Cases Disposed	Opin. Direct Appeal	Opin. Orig. Action	Opin. Pet. Trans. (Civil)	Opin. Pet. Trans. (Crim.)	Pet. Trans. (Criminal) Denied, W/O Opinion	***Opin. Disc. Cases	Total Maj. Opin.	Con- curr. Opin.	Dis- sent. Opin.
GIVAN, C.J. **	49	35	16	1	3	0	15	0	20	3	2
ARTERBURN, J. 1-1-77 to 5-13-77	26	18	12	0	0	0	6	0	12	1	1
HUNTER, J.	65	41	25	0	1	3	13	0	28	2	4
DeBRULER, J.	65	48	29	7	3	1	8	0	40	9	17
PRENTICE, J.	65	49	32	1	1	2	13	0	36	0	1
PIVARNIK, J. 5-14-77 to 12-31-77	39	33	24	0	4	0	5	0	28	0	4
TOTALS	309	224	138	9	12	6	60	0	164	15	29

*Includes both direct appeals as well as cases in which a Petition to Transfer has been filed in a Criminal case and an Opinion has previously been issued by the Courts of Appeal; does not include cases in which Petition to Transfer has been filed in Civil cases which are handled by the Supreme Court Administrator.

**Pursuant to Internal Rules of Court, in the distribution of Direct Appeals, the Chief Justice is skipped every 3rd Round.

***In addition, 6 Opinions Per Curiam were issued by the Court in Disciplinary Cases and not attributable to any Justice's offices.

TOTAL PENDING CASES AS OF DECEMBER 31, 1977
(including Criminal Transfer Cases)

GIVAN, C. J.	32
HUNTER, J.	46
DeBRULER, J.	28
PRENTICE, J.	28
PIVARNIK, J.	16

Court Action on Petitions to Transfer
(Civil Cases)

From January 1, 1977 thru December 31, 1977

Total number of Petitions DENIED	116
Total number of Petitions GRANTED	13
Total number of Petitions ASSIGNED for Opinions.	6
Total number of Petitions REMANDED to Ct.Appeals	5

January 1, 1977 thru December 31, 1977

Petitions for Extension of Time PROCESSED	525
---	-----

WRITS

WRITS SUBMITTED	54
WRITS DENIED	21
WRITS GRANTED	23
WRITS DISMISSED	0
WRITS (Moot)	0
WRITS CANCELLED	8
WRITS Held Under Advisement	2
										54
TOTAL WRITS										54

A tremendous amount of time is consumed in the determination of the appointment of Special Judges and preparation of the Orders. In this period there were 672 such appointments by the Supreme Court.

In addition, all Hearing Officers in Disciplinary matters are appointed by the Court, the number of such appointments being 17 in the period of January 1 to and including December 31, 1977.

Total Report as of
December 31, 1977.



COURT OF APPEALS OF INDIANA

PROGRESS REPORT

JANUARY 1, 1977 TO DECEMBER 31, 1977




Prepared by:
JOSEPH W. QUEST
ADMINISTRATOR


PROGRESS REPORT


Pursuant to Rule 4 of the Court of Appeals of Indiana, I, Joseph W. Quest, the Administrator for said Court, am herewith submitting a report pertaining to the progress of the work of said Court for the period from January 1, 1977 through December 31, 1977.

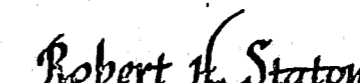
Respectfully submitted,


Joseph W. Quest
Administrator

APPROVED:


JONATHAN J. ROBERTSON
CHIEF JUDGE
and
PRESIDING JUDGE,
FIRST DISTRICT


PATRICK D. SULLIVAN,
PRESIDING JUDGE,
SECOND DISTRICT


ROBERT H. STATON
PRESIDING JUDGE,
THIRD DISTRICT

1977

JAN. 1 thru DECEMBER 31

	JAN. thru JUNE	JULY thru DEC.	
FULLY BRIEFED CASES			
PENDING ON THE COURT 1-1-77	627		
CIVIL CASES DISTRIBUTED	205	197	
EXPEDITED CASES DISTRIBUTED	18	29	
CRIMINAL CASES DISTRIBUTED	210	224	
TOTALS	1060	450	1510
CASES HANDED DOWN BY OPINION	346	391	
CASES DISPOSED OF BY ORDER	11	10	
TOTALS	357	401	758
FULLY BRIEFED CASES PENDING ON THE COURT AS OF 12-31-77			752

OPINIONS

MAJORITY	346	391	
OTHERS	49	43	
TOTAL OPINIONS HANDED DOWN	395	434	829
MOTIONS, PETITIONS FOR TIME and MISCELLANEOUS ORDERS HANDED DOWN	1586	1342	2928

SUMMARY OF CASES PENDING IN EACH OFFICE

FIRST DISTRICT

ROBERTSON, C.J.	
Cases pending as of 1-1-77	15
Cases distributed 1-1-77 thru 12-31-77	81
Cases transferred in from another office	3
Cases transferred from Second District Pool ...	5
TOTAL ACCESSIONS	89
Cases disposed of by Majority Opinion	83
Cases disposed of by Order	1
Cases transferred to another office	2
TOTAL DISPOSITIONS	86
NET CHANGE	+3
CASES PENDING AS OF 12-31-77	18

Age of the cases pending:
 15 are less than 3 months
 2 are between 3 and 6 months
 0 are between 6 and 9 months
 1 are over 9 months

OPINIONS

January thru December 1977

MAJORITY OPINIONS Written	83
OTHER OPINIONS Written	3
TOTAL OPINIONS Written	86

FIRST DISTRICT

LOWDERMILK, J.

Cases Pending as of 1-1-77	27
Cases distributed 1-1-77 thru 12-31-77	77
Cases transferred in from another office	5
Cases transferred from Second District Pool	49
TOTAL ACCESSIONS	131
Cases disposed of by Majority Opinion	111
Cases disposed of by Order	2
Cases transferred to another office	3
TOTAL DISPOSITIONS	116
NET CHANGE	+15
CASES PENDING AS OF 12-31-77	42

Age of the cases pending:
 16 are less than 3 months
 9 are between 3 and 6 months
 6 are between 6 and 9 months
 11 are over 9 months

OPINIONS

January thru December 1977

MAJORITY OPINIONS Written	111
OTHER OPINIONS Written	6
TOTAL OPINIONS Written	117

FIRST DISTRICT

LYBROOK, J.

Cases pending as of 1-1-77	16
Cases distributed 1-1-77 thru 12-31-77	81
Cases transferred in from another office	1
Cases transferred from Second District Pool	7
TOTAL ACCESSIONS	89
Cases disposed of by Majority Opinion	70
Cases disposed of by Order	0
Cases transferred to another office	2
TOTAL DISPOSITIONS	72
NET CHANGE	+17
CASES PENDING AS OF 12-31-77	33

Age of the cases pending:
 19 are less than 3 months
 13 are between 3 and 6 months
 1 are between 6 and 9 months
 0 are over 9 months

OPINIONS

January thru December 1977

MAJORITY OPINIONS Written	70
OTHER OPINIONS Written	9
TOTAL OPINIONS Written	79

SECOND DISTRICT

SULLIVAN, P.J.

Cases pending as of 1-1-77	111	
Cases distributed 1-1-77 thru 12-31-77	123	
Cases transferred in from another office	2	
TOTAL ACCESSIONS		125
Cases disposed of by Majority Opinion.....	75	
Cases disposed of by Order	5	
Cases transferred to another office	24	
TOTAL DISPOSITIONS		104
NET CHANGE	+21	
CASES PENDING AS OF 12-31-77		132

Age of the cases pending:
 30 are less than 3 months
 31 are between 3 and 6 months
 27 are between 6 and 9 months
 44 are over 9 months

OPINIONS

January thru December 1977

MAJORITY OPINIONS Written	75	
OTHER OPINIONS Written	7	
TOTAL OPINIONS Written		82

SECOND DISTRICT

BUCHANAN, J.

Cases pending as of 1-1-77	91	
Cases distributed 1-1-77 thru 12-31-77	119	
Cases transferred in from another office	3	
TOTAL ACCESSIONS		122
Cases disposed of by Majority Opinion	86	
Cases disposed of by Order	4	
Cases transferred to another office	23	
TOTAL DISPOSITIONS		113
NET CHANGE	+9	
CASES PENDING AS OF 12-31-77		100

Age of the cases pending:
 30 are less than 3 months
 31 are between 3 and 6 months
 20 are between 6 and 9 months
 19 are over 9 months

OPINIONS

January thru December 1977

MAJORITY OPINIONS Written	86	
OTHER OPINIONS Written	12	
TOTAL OPINIONS Written		98

SECOND DISTRICT

WHITE, J.

Cases pending as of 1-1-77	110
Cases distributed 1-1-77 thru 12-31-77	119
Cases transferred in from another office	2

TOTAL ACCESSIONS 121

Cases disposed of by Majority Opinion	63
Cases disposed of by Order	2
Cases transferred to another office	24

TOTAL DISPOSITIONS 89

NET CHANGE +32

CASES PENDING AS OF 12-31-77 142

Age of the cases pending:
 29 are less than 3 months
 32 are between 3 and 6 months
 30 are between 6 and 9 months
 51 are over 9 months

OPINIONS

January thru December 1977

MAJORITY OPINIONS Written	63
OTHER OPINIONS Written	8

TOTAL OPINIONS Written 71

THIRD DISTRICT

STATON, P.J.

Cases pending as of 1-1-77	65
Cases distributed 1-1-77 thru 12-31-77	66
Cases transferred in from another office	0
Cases transferred from Third District Pool	44

TOTAL ACCESSIONS 110

Cases disposed of by Majority Opinion	80
Cases disposed of by Order	2
Cases transferred to another office	3

TOTAL DISPOSITIONS 85

NET CHANGE +25

CASES PENDING AS OF 12-31-77 90

Age of the cases pending:
 19 are less than 3 months
 16 are between 3 and 6 months
 12 are between 6 and 9 months
 43 are over 9 months

OPINIONS

January thru December 1977

MAJORITY OPINIONS Written	80
OTHER OPINIONS Written	24

TOTAL OPINIONS Written 104

THIRD DISTRICT

HOFFMAN, J.

Cases pending as of 1-1-77	64
Cases distributed 1-1-77 thru 12-31-77	65
Cases transferred in from another office	4
Cases transferred from Third District Pool	53

TOTAL ACCESSIONS 122

Cases disposed of by Majority Opinion	80
Cases disposed of by Order	1
Cases transferred to another office	1

TOTAL DISPOSITIONS 82

NET CHANGE +40

CASES PENDING AS OF 12-31-77 104

Age of the cases pending:
 19 are less than 3 months
 17 are between 3 and 6 months
 15 are between 6 and 9 months
 53 are over 9 months

OPINIONS

January thru December 1977

MAJORITY OPINIONS Written	80
OTHER OPINIONS Written	9

TOTAL OPINIONS Written 89

THIRD DISTRICT

GARRARD, J.

Cases pending as of 1-1-77	68
Cases distributed 1-1-77 thru 12-31-77	64
Cases transferred in from another office	2
Cases transferred from Third District Pool	50

TOTAL ACCESSIONS 116

Cases disposed of by Majority Opinion	89
Cases disposed of by Order	4
Cases transferred to another office	0

TOTAL DISPOSITIONS 93

NET CHANGE +23

CASES PENDING AS OF 12-31-77 91

Age of the cases pending:
 17 are less than 3 months
 18 are between 3 and 6 months
 13 are between 6 and 9 months
 43 are over 9 months

OPINIONS

January thru December 1977

MAJORITY OPINIONS Written	89
OTHER OPINIONS Written	14

TOTAL OPINIONS Written 103

THIRD DISTRICT

Cases pending as of 1-1-77	60
Cases distributed 1-1-77 thru 12-31-77	88
Cases transferred to Judges' Offices	147
Cases transferred out by Order	1
TOTAL ACCESSIONS	88
Cases disposed of by order	148
TOTAL DISPOSITIONS	148
NET CHANGE	-60
CASES PENDING AS OF 12-31-77	0

MOTIONS TO DISMISS OR AFFIRM

1977

	<u>JAN. Thru JUNE</u>	<u>JULY Thru DEC.</u>	
<u>Motions to Dismiss or Affirm:</u>			
Pending 1-1-77	43		
Filed 1-1-77 thru 6-30-77	90		
Filed 7-1-77 thru 12-31-77		<u>81</u>	
TOTALS	133	81	214
<u>Disposed of by per curiam or other opinions and by orders:</u>			
1-1-77 thru 6-30-77	92		
7-1-77 thru 12-31-77		87	
TOTAL DISPOSED OF	92	87	179
Pending as of 12-31-77			35
<u>By Per Curiam Opinions:</u>			
Motion to Dismiss or Affirm Sustained	2		3
Motion to Dismiss or Affirm Overruled		1	
<u>By Orders:</u>			
Overruling Motion to Dismiss or Affirm	62	49	111
Sustaining Motion to Dismiss or Affirm	27	37	64
Dismissed on Appellant's Motion	0	0	0
Transferred to Supreme Court	1	0	1
	<u>92</u>	<u>87</u>	<u>179</u>

STATISTICS REGARDING DISPOSITION OF
CHIEF JUDGE MATTERS
FOR PERIOD FROM
JANUARY 1, 1977 THRU DECEMBER 31, 1977

	JAN. thru JUNE	JULY thru DEC.
Petitions for Extension of Time to File Transcript and Assignment of Errors granted	295	302
Petitions for Extension of Time to File Transcript and Assignment of Errors denied	11	9
Petitions for Extension of Time to File Appellants' Brief granted	296	284
Petitions for Extension of Time to File Appellants' Brief denied	6	9
Petitions for Extension of Time to File Appellees' Brief granted	199	176
Petitions for Extension of Time to File Appellees' Brief denied	4	1
Petitions for Extension of Time to File Appellants' Reply Brief granted	59	40
Rehearings Denied, Without Opinion	116	99
Rehearings Denied, With Opinion	6	5
Rehearings Denied, By Order	0	1
Orders entered granting Withdrawal of Transcript	23	21
Orders entered granting Transcripts to be Bound in more than One Volume	0	5
Orders entered granting Consolidation of Appeals	16	7
Order entered denying Supersedeas	0	1
Orders entered granting Writ of Certiorari	22	14
Orders entered denying Writ of Certiorari	7	4
Orders entered Dismissing Appeal	51	50
Orders entered Setting Oral Argument	2	1
Orders entered Designating Judge From Another District to Participate in Case	68	2
Orders entered Granting Petition to Amend Brief	20	17
Orders entered Granting Petition to File Belated Appeal	35	25
Orders entered Overruling Appellee's Motion to Dismiss or Affirm	37	46
Orders entered Granting Petition Proceeding in Forma Pauperis	0	2
Orders denying Petitions for Oral Arguments	108	98
Miscellaneous Orders	206	123
TOTAL	1586	1342

2928

ORAL ARGUMENTS

JANUARY 1, 1977 THRU DECEMBER 31, 1977

	JAN. thru JUNE, 1977	JULY thru DEC., 1977
<u>FIRST DISTRICT</u>		
LOWDERMILK, J.	1	2
LYBROOK, J.		3
ROBERTSON, C.J.	1	3
HEARINGS ON STAY	1	1
	3	9
		12
<u>SECOND DISTRICT</u>		
SECOND DISTRICT	2	
BUCHANAN, J.		1
SULLIVAN, P.J.		5
WHITE, J.		
HEARINGS ON STAY	1	1
HEARING ON PETITION FOR REHEARING	1	
	4	7
		11
<u>THIRD DISTRICT</u>		
THIRD DISTRICT	1	
GARRARD, J.	2	
HOFFMAN, J.	6	1
STATON, P.J.	3	
APPLICATION FOR STAY		1
	12	2
		14

FISCAL REPORT

Along with the caseload information, the trial courts were asked to submit fiscal information. The requested data included the court's 1978 requested and approved budget, the actual expenditures for 1977, and the revenues collected through the operation of the court.

Following is a summary of the 1977 expenditures of the trial courts and revenues generated through their operation.

EXPENDITURES

The Indiana trial courts and related offices are supported primarily by county funds. State funds are used for a portion of the judges'¹ and prosecutors'² salaries and reimbursements to the county for special judge costs.³ Occasionally, the trial courts use revenue-sharing funds and federal grant moneys, but such sums are usually insignificant in comparison with county expenditures.

Within twenty days following the end of a calendar year, each

1) IC 33-13-12-7.

2) IC 33-14-7-5.

3) Ind. Rules of Ct., T.R. 79(14) and C.R. 13(14).

trial court is requested to submit a report on the actual expenditures of the court. The reporting form follows accounting reports filed with the State Board of Accounts and deals with five major areas: Personal Services, Contractual Services, Supplies, Current Charges and Properties. Each of these areas contains more information on specific items.

In some of the more populous counties, separate budgets may be maintained for probation, juvenile services or public defense. When available, these expenditures have been included in the final totals.

REVENUES

The typical sources of revenues in the trial court are filing fees and fines. The fines and forfeitures are designated for a special state fund, the Common School Fund.⁴ Following is a list of the fees collected in the more typical cases.

1. The docket fee in civil cases in Circuit, Superior, and Probate Courts, and on the plenary docket of the County Court, is \$19. Seven dollars of that sum go to the state as state docket fee, and

4) Ind. Const., Art. 8, Sec. 2.

the remainder goes to the county as court costs.⁵

The docket fee for civil cases in the small claims dockets of the Circuit, Superior, and County Courts is \$10.00, and goes to the county.⁶

In Marion County Municipal Court, the docket fee for civil cases is \$15.00, and it goes to the county.

2. In criminal cases filed in the Circuit, Superior, Probate, Criminal or Juvenile Courts, a \$10.00 fee is charged upon conviction, which fee goes to the County General Fund.⁸ In Marion County Municipal Court, that fee is \$15.00, and goes to the City General Fund.⁹ In cases on the criminal dockets of the County Courts, or on the misdemeanor dockets of the Superior or Circuit Courts, there is a \$5.00 county docket fee and a \$5.00 state docket fee.¹⁰

5) IC33-1-9-1 and 33-10.5-8-5.

6) IC 33-10.5-8-5.

7) IC 33-6-1-17.

8) IC 33-1-11-1.

9) IC 33-6-1-17.

10) IC 33-10.5-8-5.

3. A prosecutor's fee of \$18.00 is charged in all criminal cases. Four dollars of this fee go to the county, and the remainder goes to the state (where it is earmarked for special funds).¹¹ When the prosecutor is required to appear in non-criminal cases, \$20.00 is collected and deposited with the State General Fund as "state counsel fees".¹²

4. In addition to the above fees, in any case in the Circuit, Superior, Probate, Juvenile, Municipal and Criminal Court, and on the plenary docket of the County Court, a judicial fee of \$9.00 is charged and paid to the state.¹³ (Of this fee, \$1.30 is deposited in a special retirement fund.) The judicial fee in cases on the criminal docket of the County Court, or the misdemeanor dockets of the Circuit and Superior Courts is \$1.00.¹⁴

This report reflects the fees listed above, service of process fees and jury fees.

The report also includes the revenues collected through the \$3.00

11) IC 33-14-7-20.

12) IC 33-14-7-20.

13) IC 33-13-12-8.5.

14) IC 33-10.5-8-5.

fee charged in all traffic cases for the Bureau of Motor Vehicles¹⁵, and the \$10.00 fee charged for enforcement of support orders.¹⁶ It does not reflect the sums paid into the County General Fund by other counties for cases coming to the court on a change of venue. In counties which are adjacent to the more populous counties and thus receive many cases on change of venue, this amount could be considerable.

There are many other fees collected during the course of a proceeding. Such fees are not enumerated above but should be reflected in the "other" category of the report.

15) IC 33-4-14-1-18.

16) IC 31-2-8-1.


COUNTY EXPENDITURES ON TRIAL COURTS

1977

Expenditure	County Courts	Circuit, Superior, Criminal, Probate, Juvenile Courts	Municipal Courts	Total
Judge(s) - Part Paid by County	312,277	1,375,690	83,006	1,770,973
Court Commissioner(s)	10,275	570,262		580,537
Court Reporter(s) and Staff	528,614	2,322,791	151,231	3,002,636
Court Bailiff(s)	469,955	1,636,062	325,606	2,431,623
Probation Officer(s)	121,953	3,278,092	177,607	3,577,652
Jury Commissioners	650	66,215		66,865
Other Salaries and Wages	183,421	1,440,929	6,644	1,630,994
Other Salaries and Wages	82,738	906,721	23,736	1,013,195
Other Officers and Employees	92,477	1,634,485	538,491	2,265,453
Per Diem of Special Judges	66,777	346,347	50	413,174
Per Diem of Judges-Venued Cases	360	76,313		76,673
Per Diem-Court Reporters-Venued Cases	443	38,081		38,524
Per Diem - Bailiffs-Venued Cases	180	24,009		24,189
Per Diem of Grand Jurors	972	101,265		102,237
Per Diem of Petit Jurors	48,190	1,704,908	40,524	1,793,622

Expenditure	County Courts	Circuit, Superior, Criminal, Probate, Juvenile Courts	Municipal Courts	Total
Compensation of Pauper Attorneys	157,398	1,548,495		1,705,893
Witness Fees	4,761	63,393		68,154
Other Personal Services Submitted as Total Only	34,760	754,531	14,591	803,882
		191,269		191,269
TOTAL PERSONAL SERVICES	2,116,201	18,079,858	1,361,486	21,557,545
Freight and Express	489	3,898		4,387
Postage	23,824	73,068	10,157	107,049
Traveling Expenses	19,286	155,369	6,231	180,886
Telephone and Telegraph	36,327	188,690	6,718	231,735
Other Communications and Transportation	649	16,459		17,108
Utilities (Elect., Gas, Water and Sewage)	3,382	92,413	5,806	101,601
Supplies	13,705	37,668		51,373
Publication of Legal Notices	93	417		510
Other Printing and Advertising Costs	1,729	10,883	3,802	16,414
Buildings and Structures		83,997	1,864	85,861
Equipment	12,504	105,320	5,928	123,752
Rebinding Records		4,302		4,302

Expenditure	County Courts	Circuit, Superior, Criminal, Probate, Juvenile Courts	Municipal Courts	Total
Other Costs for Repair	1,716	14,763	32,498	48,977
Legal Services	10,620	29,669		40,289
Laundry and Cleaning Services	863	2,525		3,388
Other Contractual Services	18,852	194,641	342,582	556,075
Submitted as Total Only		4,733		4,733
TOTAL CONTRACTUAL SERVICES	144,039	1,018,815	415,586	1,578,440
Office Supplies	72,243	256,590	32,101	360,934
Other Supplies	8,203	268,607	43,610	320,420
Submitted as Total Only		1,852		1,852
TOTAL SUPPLIES	80,446	527,049	75,711	683,206
Official Bonds and Insurance	40	2,815	223	3,078
Rents	11,479	28,896	48,109	88,484
Dues and Subscriptions	753	5,149	628	6,530
Return of Fugitives	1,977	67,751		69,728
Lodging and Meals of Jurors	3,685	172,148	6,324	182,157



Expenditure	County Courts	Circuit, Superior, Criminal, Probate, Juvenile Courts	Municipal Courts	Total
Other Current Charges	1,472	46,547		48,019
Submitted as Total Only		582		582
TOTAL CURRENT CHARGES	19,406	323,888	55,284	398,578
Furniture and Fixtures	60,726	74,465	1,729	136,920
Office Machines (Recorders, Typewriters, etc.)	23,797	115,748	1,662	141,207
Other Equipment	3,256	18,742	7,280	29,278
Law Books	44,395	566,482	140	611,017
Other Properties	2,098	25,636	914	28,648
Submitted as Total Only		4,000		4,000
TOTAL PROPERTIES	134,272	805,073	11,725	951,070
Submitted as Final Total Only		170,769		170,769
TOTAL	2,494,364	20,925,452	1,919,792	25,339,608

Circuit and Superior Court Expenditures

<u>COUNTY</u>	<u>COURT</u>	Judge(s)- Part Paid by County	Court Commis- sioner(s)	Court Reporter(s)	Court Bailliff(s)	Probation Officer(s) & Staff	Jury Commis- sioners	Other Salaries & Wages	Other Salaries & Wages
ADAMS	CIR	\$4,500	\$	\$9,975	\$5,500	\$11,200	\$500	\$6,453 ¹	\$
ALLEN	CIR	\$9,500	\$13,000	\$22,700	\$10,500	\$90,900	\$460	\$87,000 ²	\$8,800 ⁶
ALLEN	SUP	\$76,000	\$24,692	\$81,567	\$59,205	\$388,265	\$	\$28,673 ³	\$118,552 ⁷
BARTHOLOMEW	CIR	\$6,500	\$	\$8,858	\$3,000	\$27,576	\$240	\$13,390 ⁴	\$
BARTHOLOMEW	SUP	\$6,500	\$	\$8,248	\$3,000	\$	\$	\$	\$
BENTON	CIR	\$5,040	\$	\$8,728	\$4,250	\$4,455	\$316	\$4,554 ⁴	\$
BLACKFORD	CIR	\$4,500	\$	\$8,800	\$7,700	\$16,350	\$245	\$6,600 ⁴	\$
BOONE	CIR	\$6,500	\$	\$14,770	\$2,295	\$8,000	\$500	\$	\$
BOONE	SUP	\$6,499	\$	\$14,700	\$7,560	\$	\$500	\$	\$
BROWN	CIR	\$6,000	\$	\$6,825	\$2,625	\$6,510	\$250	\$6,200 ⁴	\$2,852 ⁸
CARROLL	CIR	\$4,500	\$	\$13,951	\$4,200	\$8,300	\$290	\$1,925 ¹⁰	\$
CASS	CIR	\$6,500	\$1,200	\$8,000	\$6,000	\$9,000	\$300	\$5,980 ⁵	\$633 ⁹
CLARK	CIR	\$6,500	\$	\$19,340	\$5,280	\$1,013	\$1,125	\$	\$
CLARK	SUP	\$6,500	\$	\$10,940	\$5,280	\$	\$	\$	\$
CLAY	CIR	\$4,500	\$	\$14,305	\$2,468	\$7,455	\$245	\$	\$
CLINTON	CIR	\$6,500	\$	\$7,000	\$	\$9,480	\$200	\$4,791 ¹⁰	\$
CRAWFORD	CIR ¹³¹	\$1,305	\$	\$2,018	\$1,100	\$300	\$	\$	\$
DAVISS	CIR	\$4,500	\$	\$8,665	\$1,390	\$20,300	\$175	\$7,260 ¹	\$

Circuit and Superior Court Expenditures

<u>COUNTY</u>	<u>COURT</u>	Other Officers & Employees	Per Diem of Special Judges	Per Diem of Judges- Venued Cases	Per Diem-Ct. Reporters- Venued Cases	Per Diem- Bailliffs- Venued Cases	Per Diem of Grand Jurors	Per Diem of Petit Jurors	Compensation of Pauper Attorneys & Staff
ADAMS	CIR	\$6,378 ⁴	\$597	\$70	\$56	\$35	\$308	\$1,358	\$3,215
ALLEN	CIR	\$67,950 ¹⁶	\$3,082	\$	\$	\$	\$2,699	\$30,391	\$10,990
ALLEN	SUP	\$28,040 ¹²	\$1,475	\$	\$	\$	\$	\$32,758	\$4,912
BARTHOLOMEW	CIR	\$	\$1,114	\$520	\$192	\$85	\$379	\$8,743	\$9,996
BARTHOLOMEW	SUP	\$	\$2,125	\$	\$	\$	\$	\$5,218	\$11,867
BENTON	CIR	\$	\$1,100	\$	\$	\$	\$1,374	\$7,779	\$6,994
BLACKFORD	CIR	\$	\$2,367	\$240	\$202	\$120	\$325	\$7,853	\$6,403
BOONE	CIR	\$	\$1,699	\$1,170	\$800	\$490	\$228	\$7,264	\$20,957
BOONE	SUP	\$	\$2,255	\$1,470	\$1,256	\$690	\$	\$3,783	\$13,068
BROWN	CIR	\$	\$2,458	\$2,490	\$1,928	\$1,205	\$502	\$14,890	\$19,509
CARROLL	CIR	\$	\$1,031	\$415	\$352	\$220	\$209	\$7,773	\$10,107
CASS	CIR	\$1,786 ¹⁴	\$395	\$100	\$72	\$45	\$	\$2,382	\$6,000
CLARK	CIR	\$	\$4,936	\$	\$	\$	\$1,089	\$11,560	\$
CLARK	SUP	\$	\$2,753	\$	\$	\$	\$	\$2,571	\$
CLAY	CIR	\$	\$3,114	\$1,650	\$664	\$415	\$3,748	\$5,915	\$6,076
CLINTON	CIR	\$	\$1,989	\$350	\$292	\$192	\$911	\$3,380	\$22,154
CRAWFORD	CIR	\$	\$7,542	\$	\$	\$	\$872	\$1,115	\$9,466
DAVISS	CIR	\$	\$7,074	\$140	\$112	\$35	\$522	\$9,321	\$1,827

Circuit and Superior Court Expenditures

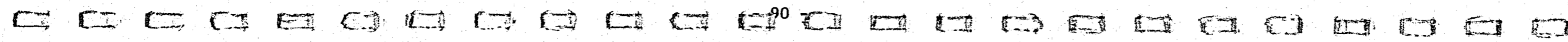
<u>COUNTY</u>	<u>COURT</u>	<u>Witness Fees</u>	<u>Other Personal Services</u>	<u>Total Personal Services</u>	<u>Freight & Express</u>	<u>Postage</u>	<u>Traveling Expenses</u>	<u>Telephone & Telegraph</u>	<u>Other Communication & Transportation</u>
ADAMS	CIR	\$	\$5,667 ¹⁵	\$55,812	\$	\$16	\$	\$932	\$90 ²⁶
ALLEN	CIR	\$3,844	\$	\$361,816	\$	\$868	\$5,818	\$1,032	\$
ALLEN	SUP	\$	\$59,118 ¹⁷	\$903,257	\$	\$4,000	\$15,808	\$4,767	\$
BARTHOLOMEW	CIR	\$	\$1,261 ¹⁸	\$81,854	\$	\$689	\$	\$	\$
BARTHOLOMEW	SUP	\$	\$2,833 ⁴⁵	\$39,791	\$	\$125	\$	\$	\$
BENTON	CIR	\$153	\$425 ²⁰	\$45,168	\$	\$609	\$1,661	\$1,895	\$10 ⁴⁹
BLACKFORD	CIR	\$125	\$	\$61,830	\$	\$415	\$1,018	\$3,056	\$
BOONE	CIR	\$	\$1,280 ²¹	\$65,953	\$	\$247	\$825	\$	\$393 ¹⁹
BOONE	SUP	\$	\$466 ²⁰⁻²²	\$52,247	\$	\$1,365	\$	\$	\$
BROWN	CIR	\$	\$123 ⁹	\$74,367	\$	\$897	\$	\$	\$
CARROLL	CIR	\$329	\$10 ²³	\$53,612	\$	\$323	\$	\$	\$
CASS	CIR	\$	\$31 ²⁴	\$48,424	\$	\$130	\$360	\$978	\$
CLARK	CIR	\$	\$	\$50,843	\$	\$150	\$	\$1,038	\$
CLARK	SUP	\$	\$45 ²⁵	\$28,089	\$	\$91	\$	\$645	\$
CLAY	CIR	\$12	\$	\$50,567	\$	\$427	\$81	\$289	\$
CLINTON	CIR	\$	\$371 ²²	\$57,610	\$	\$455	\$122	\$1,670	\$
CRAWFORD	CIR	\$	\$30 ⁹	\$23,748	\$	\$133	\$	\$	\$
DAVISS	CIR	\$925	\$2,890 ⁴⁶	\$65,136	\$	\$455	\$819	\$	\$

Circuit and Superior Court Expenditures

<u>COUNTY</u>	<u>COURT</u>	Utilities (Elect., Gas, Water & Sewage)	Printing, Other than Office Sup- plies	Publication of Legal Notices	Other Print- ing & Advtg. Costs	Buildings & Structures	Equipment	Rebinding Records	Other Costs for Repairs
ADAMS	CIR	\$	\$	\$	\$	\$	\$184	\$	\$
ALLEN	CIR	\$	\$672	\$	\$31 ²⁸	\$	\$	\$	\$
ALLEN	SUP	\$2,216	\$8,638	\$	\$2,000 ²⁹	\$	\$247	\$	\$
BARTHOLOMEW	CIR	\$	\$	\$	\$	\$	\$432	\$	\$
BARTHOLOMEW	SUP	\$	\$	\$	\$	\$	\$178	\$	\$
BENTON	CIR	\$	\$211	\$	\$	\$	\$575	\$	\$
BLACKFORD	CIR	\$	\$	\$	\$	\$	\$1,562	\$	\$
BOONE	CIR	\$	\$	\$	\$	\$	\$309	\$	\$
BOONE	SUP	\$	\$	\$	\$	\$	\$186	\$	\$
BROWN	CIR	\$	\$577	\$	\$	\$	\$513	\$	\$
CARROLL	CIR	\$	\$	\$	\$	\$	\$9	\$	\$
CASS	CIR	\$	\$	\$	\$	\$	\$261	\$	\$
CLARK	CIR	\$	\$	\$	\$	\$	\$264	\$	\$
CLARK	SUP	\$	\$	\$	\$	\$	\$200	\$	\$
CLAY	CIR	\$	\$	\$	\$	\$	\$646	\$	\$
CLINTON	CIR	\$	\$	\$	\$	\$	\$421	\$	\$
CRAWFORD	CIR	\$	\$	\$	\$	\$	\$	\$	\$
DAVISS	CIR	\$	\$94	\$	\$	\$	\$596	\$	\$

Circuit and Superior Court Expenditures

<u>COUNTY</u>	<u>COURT</u>	Legal Services	Laundry & Cleaning Services	Other Con- tractual Services	Total Con- tractual Services	Office Supplies	Other Supplies	Total Supplies	Official Bonds & Insurance
ADAMS	CIR	\$	\$99	\$501 ¹⁹	\$1,822	\$136	\$1,189 ³³	\$1,325	\$
ALLEN	CIR	\$	\$	\$1,398 ⁴⁷	\$9,819	\$1,476	\$161 ³⁴	\$1,637	\$
ALLEN	SUP	\$	\$	\$5,256 ³⁰	\$42,932	\$8,371	\$316 ³⁴⁻³⁵	\$8,687	\$
BARTHOLOMEW	CIR	\$	\$	\$	\$1,122	\$1,490	\$	\$1,490	\$
BARTHOLOMEW	SUP	\$	\$	\$	\$303	\$724	\$192 ³³	\$916	\$
BENTON	CIR	\$	\$	\$	\$4,960	\$900	\$	\$900	\$
BLACKFORD	CIR	\$	\$	\$745 ³¹	\$6,796	\$2,341	\$	\$2,341	\$
BOONE	CIR	\$	\$	\$	\$1,774	\$733	\$	\$733	\$
BOONE	SUP	\$	\$	\$450 ⁹⁻²⁵	\$2,001	\$593	\$	\$593	\$
BROWN	CIR	\$	\$	\$	\$1,987	\$743	\$	\$743	\$
CARROLL	CIR	\$	\$	\$820 ³²	\$1,152	\$2,496	\$	\$2,496	\$
CASS	CIR	\$	\$298	\$500 ²	\$2,527	\$500	\$	\$500	\$
CLARK	CIR	\$	\$	\$	\$1,452	\$1,651	\$	\$1,651	\$
CLARK	SUP	\$	\$	\$	\$936	\$923	\$	\$923	\$
CLAY	CIR	\$	\$	\$	\$1,443	\$1,164	\$	\$1,164	\$
CLINTON	CIR	\$	\$	\$	\$2,668	\$586	\$998 ¹⁹⁻⁴⁴	\$1,584	\$
CRAWFORD	CIR	\$	\$	\$150 ³⁰	\$283	\$530	\$	\$530	\$
DAVISS	CIR	\$11,740	\$	\$595 ¹⁴	\$14,299	\$624	\$143 ³⁸	\$767	\$



Circuit and Superior Court Expenditures

<u>COUNTY</u>	<u>COURT</u>	<u>Rents</u>	<u>Dues & Sub- scriptions</u>	<u>Return of Fugitives</u>	<u>Lodging & Meals of Jurors</u>	<u>Other Current Charges</u>	<u>Total Current Charges</u>	<u>Furniture & Fixtures</u>	<u>Office Ma- chines (Re- corders, Typewriters, etc.)</u>
ADAMS	CIR	\$	\$50	\$	\$122	\$37 ³⁹	\$209	\$	\$
ALLEN	CIR	\$	\$158	\$7,431	\$4,143	\$298 ³³	\$12,030	\$599	\$617
ALLEN	SUP	\$2,064	\$	\$9,948	\$1,010	\$	\$13,022	\$408	\$2,500
BARTHOLOMEW	CIR	\$	\$	\$355	\$273	\$	\$628	\$630	\$359
BARTHOLOMEW	SUP	\$	\$	\$930	\$309	\$	\$1,239	\$3,093	\$
BENTON	CIR	\$	\$	\$478	\$715	\$	\$1,193	\$824	\$
BLACKFORD	CIR	\$	\$	\$207	\$342	\$4,342 ¹⁵	\$4,891	\$	\$276
BOONE	CIR	\$	\$	\$	\$1,296	\$175 ⁹	\$1,471	\$	\$
BOONE	SUP	\$	\$	\$916	\$476	\$696 ³³	\$2,088	\$35	\$249
BROWN	CIR	\$	\$109	\$238	\$2,634	\$	\$2,981	\$2,254	\$640
CARROLL	CIR	\$	\$	\$200	\$828	\$	\$1,028	\$5,925	\$
CASS	CIR	\$12	\$	\$123	\$212	\$	\$347	\$	\$866
CLARK	CIR	\$	\$	\$	\$990	\$	\$990	\$	\$
CLARK	SUP	\$	\$	\$	\$268	\$	\$268	\$	\$572
CLAY	CIR	\$	\$	\$1,405	\$321	\$867 ⁴⁰	\$2,593	\$	\$
CLINTON	CIR	\$	\$	\$797	\$703	\$103 ²⁵	\$1,603	\$190	\$
CRAWFORD	CIR	\$	\$	\$	\$118	\$	\$118	\$	\$
DAVISS	CIR	\$	\$	\$	\$585	\$	\$585	\$71	\$702

Circuit and Superior Court Expenditures

<u>COUNTY</u>	<u>COURT</u>	<u>Other Equipment</u>	<u>Law Books</u>	<u>Other Properties</u>	<u>Total Properties</u>	<u>TOTAL</u>
ADAMS	CIR	\$	\$5,857	\$708 ³³	\$6,565	\$65,733
ALLEN	CIR	\$	\$1,162	\$504 ³⁶	\$2,882	\$388,184
ALLEN	SUP	\$	\$4,464	\$405 ³⁷	\$7,777	\$975,675
BARTHOLOMEW	CIR	\$	\$8,112	\$	\$9,101	\$94,195
BARTHOLOMEW	SUP	\$	\$1,471	\$	\$4,564	\$46,813
BENTON	CIR	\$	\$7,783	\$13 ⁴³	\$8,620	\$60,841
BLACKFORD	CIR	\$	\$3,938	\$	\$4,214	\$80,072
BOONE	CIR	\$	\$4,470	\$	\$4,470	\$74,401
BOONE	SUP	\$	\$905	\$	\$1,189	\$58,118
BROWN	CIR	\$	\$4,554	\$	\$7,448	\$87,526
CARROLL	CIR	\$	\$6,233	\$	\$12,158	\$70,446
CASS	CIR	\$	\$5,737	\$	\$6,603	\$58,401
CLARK	CIR	\$	\$1,919	\$	\$1,919	\$56,855
CLARK	SUP	\$	\$749	\$	\$1,321	\$31,537
CLAY	CIR	\$	\$2,723	\$	\$2,723	\$58,490
CLINTON	CIR	\$	\$5,272	\$	\$5,462	\$68,927
CRAWFORD	CIR	\$	\$1,600	\$	\$1,600	\$26,279
DAVISS	CIR	\$	\$2,892	\$	\$3,665	\$84,452

CONTINUED

2 OF 6

Circuit and Superior Court Expenditures

<u>COUNTY</u>	<u>COURT</u>	Judge(s)- Part Paid by County	Court Commis- sioner(s)	Court Reporter(s)	Court Bailliff(s)	Probation Officer(s) & Staff	Jury Commis- sioners	Other Salaries & Wages	Other Salaries & Wages
DEARBORN	CIR	\$5,850	\$	\$16,170	\$4,920	\$7,995	\$600	\$8,400 ²	\$
DECATUR	CIR	\$4,500	\$	\$7,432	\$	\$13,000	\$300	\$411 ¹³	\$
DEKALB	CIR	\$6,500	\$	\$17,118	\$6,347	\$12,000	\$400	\$	\$
DEKALB	SUP	\$5,500	\$	\$8,728	\$6,120	\$	\$	\$	\$
DELAWARE	CIR	\$9,500	\$7,000	\$10,260	\$18,000	\$10,162	\$100	\$19,130 ⁴	\$3,500 ⁵⁰
DELAWARE	SUP 1	\$9,500	\$	\$9,275	\$16,463	\$	\$	\$	\$
DELAWARE	SUP 2	\$9,500	\$10,700	\$9,187	\$18,329	\$9,251	\$	\$	\$7,103 ⁴
DUBOIS	CIR	\$5,005	\$	\$8,800	\$1,200	\$8,000	\$105	\$1,200 ⁴⁸	\$352 ¹¹
ELKHART	CIR	\$9,500	\$	\$15,210	\$8,938	\$	\$1,400	\$8,938 ⁴	\$
ELKHART	PROB. DEPT.	\$	\$	\$	\$	\$	\$	\$	\$
ELKHART	PUBLIC DEF.	\$	\$	\$	\$	\$	\$	\$6,600 ⁴	\$26,405 ²
ELKHART	SUP I	\$9,510	\$	\$10,947	\$8,751	\$	\$770	\$8,725 ¹	\$
ELKHART	SUP 2	\$9,500	\$	\$13,525	\$9,159	\$	\$770	\$9,916 ¹	\$1,112 ⁴
ELKHART	SUP 2 - JD	\$	\$7,500	\$1,500	\$	\$	\$	\$800 ⁴	\$
FAYETTE	CIR	\$4,500	\$	\$8,720	\$8,100	\$8,910	\$200	\$	\$
FLOYD	CIR	\$6,500	\$	\$10,400	\$4,290	\$12,250	\$2,100	\$8,600 ¹⁰	\$
FOUNTAIN	CIR	\$4,500	\$1,404	\$9,900	\$5,350	\$9,800	\$160	\$	\$
FRANKLIN	CIR	\$4,500	\$	\$13,833	\$575	\$8,000	\$240	\$	\$

Circuit and Superior Court Expenditures

<u>COUNTY</u>	<u>COURT</u>	Other Officers & Employees	Per Diem of Special Judges	Per Diem of Judges- Venued Cases	Per Diem-Ct. Reporters- Venued Cases	Per Diem- Bailiffs- Venued Cases	Per Diem of Grand Jurors	Per Diem of Petit Jurors	Compensation of Pauper Attorneys & Staff
DEARBORN	CIR	\$	\$3,453	\$10	\$333	\$5	\$130	\$6,865	\$750
DECATUR	CIR	\$	\$2,906	\$140	\$72	\$20	\$235	\$4,187	\$6,825
DEKALB	CIR	\$	\$700	\$1,230	\$600	\$600	\$116	\$3,075	\$15,541
DEKALB	SUP	\$	\$688	\$	\$	\$	\$	\$220	\$1,687
DELAWARE	CIR	\$30,000 ²	\$2,312	\$1,020	\$816	\$510	\$613	\$15,146	\$
DELAWARE	SUP 1	\$	\$217	\$80	\$64	\$40	\$	\$377	\$
DELAWARE	SUP 2	\$3,500 ⁵⁰	\$1,457	\$	\$	\$	\$	\$6,760	\$
DUBOIS	CIR	\$	\$2,699	\$210	\$239	\$	\$	\$4,652	\$3,392
ELKHART	CIR	\$1,200 ⁴⁸	\$3,232	\$260	\$	\$105	\$1,618	\$2,322	\$19,969
ELKHART	PROB. DEPT.	\$	\$	\$	\$	\$	\$	\$	\$
ELKHART	PUBLIC DEF.	\$	\$	\$	\$	\$	\$	\$	\$
ELKHART	SUP 1	\$7,330 ⁸	\$1,575	\$10	\$8	\$5	\$620	\$4,271	\$10,000
ELKHART	SUP 2	\$6,600 ⁵¹	\$1,350	\$140	\$24	\$15	\$	\$15,414	\$10,000
ELKHART	SUP 2 - JD	\$	\$	\$	\$	\$	\$	\$	\$7,415
FAYETTE	CIR	\$6,356 ¹⁰	\$1,485	\$280	\$160	\$100	\$493	\$5,197	\$9,313
FLOYD	CIR	\$	\$2,000	\$800	\$	\$	\$12,500	\$	\$18,500
FOUNTAIN	CIR	\$	\$955	\$630	\$128	\$80	\$	\$5,650	\$13,000
FRANKLIN	CIR	\$	\$3,495	\$	\$	\$	\$300	\$3,513	\$1,977

Circuit and Superior Court Expenditures

<u>COUNTY</u>	<u>COURT</u>	<u>Witness Fees</u>	<u>Other Personal Services</u>	<u>Total Personal Services</u>	<u>Freight & Express</u>	<u>Postage</u>	<u>Traveling Expenses</u>	<u>Telephone, & Telegraph</u>	<u>Other Communication & Transportation</u>
DEARBORN	CIR	\$	\$	\$55,481	\$	\$	\$	\$	\$1,889 ²⁷
DECATUR	CIR	\$	\$	\$40,028	\$	\$263	\$193	\$	\$
DEKALB	CIR	\$670	\$925 ²²⁻²⁴	\$65,822	\$	\$400	\$374	\$1,352	\$
DEKALB	SUP	\$	\$275 ²⁰	\$23,218	\$	\$583	\$	\$740	\$
DELAWARE	CIR	\$350	\$7,532 ⁵²	\$135,951	\$	\$	\$	\$2,322	\$
DELAWARE	SUP 1	\$	\$	\$36,016	\$	\$143	\$	\$644	\$
DELAWARE	SUP 2	\$3,571	\$	\$79,358	\$	\$39	\$496	\$1,216	\$
DUBOIS	CIR	\$262	\$333 ¹⁹	\$36,449	\$	\$300	\$	\$929	\$
ELKHART	CIR	\$720	\$2,837 ⁵³	\$76,249	\$	\$104	\$	\$891	\$
ELKHART	PROB. DEPT.	\$	\$	\$191,269	\$	\$1,193	\$5,968	\$4,222	\$49 ²⁵
ELKHART	PUBLIC DEF.	\$	\$8,414 ⁸	\$41,419	\$	\$	\$	\$760	\$
ELKHART	SUP I	\$1,051	\$60 ⁵⁴	\$63,633	\$	\$86	\$	\$41	\$
ELKHART	SUP 2	\$1,015	\$15 ⁵⁵	\$78,555	\$	\$212	\$226	\$188	\$760 ⁵⁶
ELKHART	SUP 2 - JD	\$	\$	\$17,215	\$	\$	\$	\$	\$
FAYETTE	CIR	\$	\$194 ²⁵	\$54,008	\$	\$340	\$360	\$271	\$
FLOYD	CIR	\$25	\$	\$77,965	\$	\$	\$720	\$3,100	\$
FOUNTAIN	CIR	\$	\$898 ²²⁻⁴⁸	\$52,455	\$	\$400	\$121	\$1,010	\$
FRANKLIN	CIR	\$	\$	\$36,433	\$	\$715	\$	\$1,442	\$

Circuit and Superior Court Expenditures

<u>COUNTY</u>	<u>COURT</u>	Utilities (Elect., Gas, Water & Sewage)	Printing, Other than Office Sup- plies	Publication of Legal Notices	Other Print- ing & Advtg. Costs	Buildings & Structures	Equipment	Rebinding Records	Other Costs for Repairs
DEARBORN	CIR	\$	\$	\$86	\$	\$	\$537	\$	\$
DECATUR	CIR	\$	\$	\$	\$	\$	\$	\$294	\$
DEKALB	CIR	\$	\$	\$	\$	\$	\$488	\$	\$
DEKALB	SUP	\$	\$	\$	\$	\$	\$55	\$	\$
DELAWARE	CIR	\$	\$	\$	\$	\$	\$898	\$	\$
DELAWARE	SUP 1	\$	\$	\$	\$	\$	\$372	\$	\$
DELAWARE	SUP 2	\$	\$	\$	\$	\$	\$	\$	\$
DUBOIS	CIR	\$	\$	\$	\$	\$	\$15	\$	\$220 ⁹
ELKHART	CIR	\$	\$	\$	\$	\$841	\$400	\$	\$
ELKHART	PROB. DEPT.	\$	\$2,048	\$	\$	\$	\$460	\$	\$
ELKHART	PUBLIC DEF.	\$	\$	\$	\$	\$	\$	\$	\$
ELKHART	SUP I	\$	\$	\$	\$	\$	\$	\$	\$
ELKHART	SUP 2	\$	\$152	\$42	\$	\$	\$1,127	\$	\$
ELKHART	SUP 2 - JD	\$	\$	\$	\$	\$	\$	\$	\$
FAYETTE	CIR	\$	\$	\$	\$	\$	\$315	\$	\$
FLOYD	CIR	\$	\$	\$	\$	\$	\$805	\$	\$
FOUNTAIN	CIR	\$	\$25	\$	\$381 ⁵⁷	\$	\$106	\$	\$
FRANKLIN	CIR	\$	\$	\$	\$	\$	\$	\$	\$

Circuit and Superior Court Expenditures

<u>COUNTY</u>	<u>COURT</u>	Legal Services	Laundry & Cleaning Services	Other Contractual Services	Total Contractual Services	Office Supplies	Other Supplies	Total Supplies	Official Bonds & Insurance
DEARBORN	CIR	\$	\$	\$	\$2,512	\$618	\$	\$618	\$
DECATUR	CIR	\$	\$	\$	\$750	\$665	\$450 ⁵⁷	\$1,115	\$
DEKALB	CIR	\$	\$147	\$2,750 ¹⁰	\$5,511	\$774	\$	\$774	\$
DEKALB	SUP	\$	\$	\$	\$1,378	\$994	\$	\$994	\$
DELAWARE	CIR	\$	\$	\$	\$3,220	\$2,441	\$	\$2,441	\$
DELAWARE	SUP 1	\$	\$	\$	\$1,159	\$473	\$	\$473	\$
DELAWARE	SUP 2	\$	\$	\$	\$1,751	\$2,756	\$	\$2,756	\$
DUBOIS	CIR	\$	\$	\$	\$1,464	\$396	\$	\$396	\$
ELKHART	CIR	\$	\$85	\$	\$2,321	\$1,364	\$165 ⁶⁰	\$1,529	\$
ELKHART	PROB. DEPT.	\$3,442	\$	\$6,876 ⁵⁸	\$24,258	\$3,950	\$	\$3,950	\$
ELKHART	PUBLIC DEF.	\$	\$	\$880 ³²⁻⁵⁹	\$1,640	\$	\$	\$	\$
ELKHART	SUP I	\$1,450	\$39	\$3,870 ¹³⁰	\$5,486	\$875	\$152 ³⁸	\$1,027	\$
ELKHART	SUP 2	\$8,414 ²	\$	\$11,876 ⁴¹	\$22,997	\$3,232	\$	\$3,232	\$
ELKHART	SUP 2 - JD	\$	\$	\$	\$	\$	\$	\$	\$
FAYETTE	CIR	\$	\$	\$	\$1,286	\$849	\$	\$849	\$
FLOYD	CIR	\$	\$	\$	\$4,625	\$2,052	\$	\$2,052	\$
FOUNTAIN	CIR	\$	\$	\$313 ⁹	\$2,356	\$486	\$91 ³³	\$577	\$
FRANKLIN	CIR	\$	\$	\$	\$2,157	\$1,200	\$800 ³³	\$2,000	\$

Circuit and Superior Court Expenditures

<u>COUNTY</u>	<u>COURT</u>	Rents	Dues & Sub- scriptions	Return of Fugitives	Lodging & Meals of Jurors	Other Current Charges	Total Current Charges	Furniture & Fixtures	Office Ma- chines (Re- corders, Typewriters, etc.)
DEARBORN	CIR	\$	\$	\$58	\$1,380	\$200 ⁹	\$1,638	\$	\$
DECATUR	CIR	\$	\$	\$	\$475	\$	\$475	\$600	\$500
DEKALB	CIR	\$	\$	\$	\$83	\$	\$83	\$395	\$499
DEKALB	SUP	\$	\$	\$	\$12	\$	\$12	\$3,167	\$
DELAWARE	CIR	\$	\$	\$	\$875	\$	\$875	\$	\$2,211
DELAWARE	SUP 1	\$	\$	\$	\$	\$	\$	\$	\$
DELAWARE	SUP 2	\$	\$	\$	\$372	\$	\$372	\$	\$
DUBOIS	CIR	\$	\$	\$	\$937	\$1,206 ⁶¹	\$2,143	\$	\$30
ELKHART	CIR	\$	\$	\$	\$265	\$	\$265	\$	\$
ELKHART	PROB. DEPT.	\$	\$	\$	\$	\$	\$	\$4,497	\$3,636
ELKHART	PUBLIC DEF.	\$	\$	\$	\$	\$	\$	\$	\$
ELKHART	SUP I	\$	\$	\$	\$106	\$99 ⁶²	\$205	\$125	\$
ELKHART	SUP 2	\$880	\$126	\$	\$218	\$1,075 ⁶²	\$2,299	\$1,377	\$4,584
ELKHART	SUP 2 - JD	\$	\$	\$	\$	\$	\$	\$	\$
FAYETTE	CIR	\$15	\$	\$198	\$124	\$	\$337	\$289	\$
FLOYD	CIR	\$	\$	\$1,000	\$	\$	\$1,000	\$	\$400
FOUNTAIN	CIR	\$	\$	\$18	\$545	\$	\$563	\$	\$
FRANKLIN	CIR	\$	\$	\$271	\$428	\$176 ⁶³	\$875	\$1,500	\$256

Circuit and Superior Court Expenditures

<u>COUNTY</u>	<u>COURT</u>	<u>Other Equipment</u>	<u>Law Books</u>	<u>Other Properties</u>	<u>Total Properties</u>	<u>TOTAL</u>
DEARBORN	CIR	\$844 ⁶²	\$9,283	\$	\$10,127	\$70,376
DECATUR	CIR	\$	\$6,914	\$	\$8,014	\$50,382
DEKALB	CIR	\$	\$5,761	\$	\$6,655	\$78,845
DEKALB	SUP	\$	\$137	\$	\$3,304	\$28,906
DELAWARE	CIR	\$	\$2,914	\$	\$5,125	\$147,612
DELAWARE	SUP 1	\$	\$2,386	\$	\$2,386	\$40,034
DELAWARE	SUP 2	\$	\$2,823	\$	\$2,823	\$87,060
DUBOIS	CIR	\$	\$2,749	\$	\$2,779	\$43,231
ELKHART	CIR	\$774 ⁶⁴	\$5,710	\$	\$6,484	\$86,848
ELKHART	PROB. DEPT.	\$	\$	\$292 ⁶⁶	\$8,425	\$227,902
ELKHART	PUBLIC DEF.	\$	\$	\$	\$	\$43,059
ELKHART	SUP I	\$	\$9,177	\$1,687 ³²	\$10,989	\$81,340
ELKHART	SUP 2	\$	\$1,292	\$	\$7,253	\$114,336
ELKHART	SUP 2 - JD	\$	\$	\$	\$	\$17,215
FAYETTE	CIR	\$	\$4,714	\$	\$5,003	\$61,483
FLOYD	CIR	\$	\$7,500	\$500 ¹⁹	\$8,400	\$94,042
FOUNTAIN	CIR	\$	\$7,735	\$57 ³³	\$7,792	\$63,743
FRANKLIN	CIR	\$116 ⁶⁵	\$2,400	\$	\$4,272	\$45,737

Circuit and Superior Court Expenditures

<u>COUNTY</u>	<u>COURT</u>	Judge(s) - Part Paid by County	Court Commis- sioner(s)	Court Reporter(s)	Court Bailliff(s)	Probation Officer(s) & Staff	Jury Commis- sioners	Other Salaries & Wages	Other Salaries & Wages
FULTON	CIR	\$4,500	\$7,632	\$5,830	\$6,519	\$	\$150	\$	\$
GIBSON	CIR	\$6,500	\$	\$9,600	\$5,500	\$9,200	\$400	\$4,700 ¹⁰	\$
GRANT	CIR	\$6,500	\$	\$9,750	\$7,650	\$131,907 ¹³⁴	\$300	\$400 ²⁰	\$
GRANT	SUP I	\$6,500	\$	\$9,750	\$7,650	\$	\$	\$	\$
GRANT	SUP II	\$6,500	\$	\$9,750	\$7,650	\$	\$400	\$9,000 ²	\$
GREENE	CIR	\$4,500	\$	\$8,400	\$5,750	\$8,831	\$192	\$	\$
HAMILTON	CIR	\$6,500	\$175	\$13,488	\$8,000	\$21,115	\$800	\$18,486 ⁴	\$12,000 ³
HAMILTON	SUP	\$6,500	\$15,320	\$10,600	\$7,000	\$4,200	\$	\$8,346 ⁴	\$
HANCOCK	CIR	\$6,500	\$	\$7,560	\$6,000	\$5,360	\$450	\$2,730 ¹⁰	\$
HANCOCK	SUP	\$6,500	\$	\$7,560	\$6,500	\$7,747	\$500	\$	\$
HARRISON	CIR ¹³²	\$3,195	\$	\$5,217	\$2,400	\$	\$165	\$6,717 ¹⁰²	\$
HENDRICKS	CIR	\$6,500	\$	\$10,296	\$7,704	\$18,780	\$400	\$5,688 ¹⁰	\$153 ²⁴
HENDRICKS	SUP	\$6,500	\$	\$8,700	\$7,396	\$6,738	\$120	\$7,700 ¹	\$
HENRY	CIR	\$6,500	\$	\$7,415	\$7,200	\$	\$500	\$	\$
HENRY	SUP	\$6,500	\$	\$	\$7,500	\$5,500	\$100	\$	\$
HOWARD	CIR	\$6500	\$	\$11,053	\$7395	\$52,900	\$200	\$	\$6,000 ⁶⁷
HOWARD	SUP 1	\$6,500	\$	\$9,500	\$7,395	\$	\$	\$	\$
HOWARD	SUP 2	\$6,500	\$	\$10,037	\$7,395	\$	\$	\$	\$

Circuit and Superior Court Expenditures

<u>COUNTY</u>	<u>COURT</u>	Other Officers & Employees	Per Diem of Special Judges	Per Diem of Judges- Venued Cases	Per Diem-Ct. Reporters- Venued Cases	Per Diem- Baillifs- Venued Cases	Per Diem of Grand Jurors	Per Diem of Petit Jurors	Compensation of Pauper Attorneys & Staff
FULTON	CIR	\$	\$1,500	\$500	\$150	\$150	\$500	\$10,500	\$10,000
GIBSON	CIR	\$	\$8,717	\$230	\$48	\$15	\$132	\$9,656	\$23,495
GRANT	CIR	\$	\$1,998	\$300	\$160	\$100	\$1,089	\$9,167	\$9,200
GRANT	SUP I	\$	\$2,418	\$210	\$48	\$35	\$	\$	\$6,140
GRANT	SUP II	\$600 ²⁰	\$2,301	\$220	\$64	\$35	\$	\$2,747	\$2,795
GREENE	CIR	\$2,438 ³³	\$1,404	\$460	\$280	\$175	\$	\$4,732	\$1,415
HAMILTON	CIR	\$1,761 ⁵⁵	\$16,132	\$1,870	\$296	\$845	\$1,404	\$17,131	\$34,539
HAMILTON	SUP	\$3,572 ⁶⁸	\$4,650	\$2,470	\$432	\$260	\$	\$19,915	\$29,980
HANCOCK	CIR	\$	\$4,321	\$2,670	\$841	\$634	\$388	\$20,188	\$12,049
HANCOCK	SUP	\$	\$2,100	\$2,260	\$794	\$631	\$	\$18,138	\$28,019
HARRISON	CIR	\$	\$2,608	\$	\$	\$	\$202	\$8,908	\$4,755
HENDRICKS	CIR	\$	\$4,896	\$136	\$24	\$40	\$582	\$10,088	\$9,808
HENDRICKS	SUP	\$	\$3,613	\$	\$	\$	\$	\$2,770	\$8,969
HENRY	CIR	\$	\$2,552	\$770	\$272	\$170	\$376	\$14,593	\$8,595
HENRY	SUP	\$	\$1,760	\$	\$	\$	\$	\$6,047	\$8,500
HOWARD	CIR	\$2,000 ⁶⁹	\$132	\$250	\$200	\$125	\$	\$4,070	\$500
HOWARD	SUP 1	\$	\$632	\$250	\$200	\$125	\$	\$4,981	\$
HOWARD	SUP 2	\$	\$517	\$100	\$80	\$50	\$	\$4,011	\$

Circuit and Superior Court Expenditures

<u>COUNTY</u>	<u>COURT</u>	<u>Witness Fees</u>	<u>Other Personal Services</u>	<u>Total Personal Services</u>	<u>Freight & Express</u>	<u>Postage</u>	<u>Traveling Expenses</u>	<u>Telephone & Telegraph</u>	<u>Other Communication & Transportation</u>
FULTON	CIR	\$	\$250 ²⁵	\$48,181	\$	\$200	\$	\$250	\$
GIBSON	CIR	\$	\$1,399 ¹⁹⁻²⁴	\$79,592	\$	\$412	\$	\$1,191	\$
GRANT	CIR	\$115	\$1,454 ⁸⁻¹⁴⁻⁵⁴⁻⁷⁰	\$180,090	\$	\$500	\$	\$629	\$
GRANT	SUP I	\$120	\$400 ⁷¹	\$33,271	\$	\$300	\$	\$858	\$
GRANT	SUP II	\$565	\$1,939 ⁷⁰⁻⁷³	\$44,566	\$	\$350	\$	\$929	\$
GREENE	CIR	\$	\$1,121 ⁷³	\$39,698	\$	\$657	\$1,093	\$	\$1,235 ¹⁹
HAMILTON	CIR	\$617	\$	\$155,159	\$	\$406	\$849	\$109	\$
HAMILTON	SUP	\$	\$5,295 ⁹⁻⁴⁹⁻⁷²	\$118,540	\$	\$1,000	\$	\$	\$
HANCOCK	CIR	\$	\$	\$69,691	\$	\$797	\$3,624	\$	\$
HANCOCK	SUP	\$3,863	\$3,142 ⁴⁰	\$87,754	\$	\$585	\$	\$	\$
HARRISON	CIR	\$300	\$	\$34,467	\$	\$224	\$	\$1,434	\$
HENDRICKS	CIR	\$	\$	\$75,095	\$	\$13	\$589	\$	\$
HENDRICKS	SUP	\$	\$1,582 ⁷²	\$54,088	\$	\$	\$	\$	\$
HENRY	CIR	\$70	\$829 ²⁰⁻²⁴⁻⁷²	\$49,842	\$	\$455	\$	\$	\$
HENRY	SUP	\$	\$200 ²⁰	\$36,107	\$	\$150	\$	\$	\$
HOWARD	CIR	\$	\$	\$91,325	\$	\$800	\$1632	\$4666	\$
HOWARD	SUP 1	\$	\$390 ²²⁻²⁴	\$29,973	\$	\$299	\$	\$989	\$
HOWARD	SUP 2	\$	\$	\$28,690	\$	\$208	\$	\$1,002	\$

Circuit and Superior Court Expenditures

<u>COUNTY</u>	<u>COURT</u>	Utilities (Elect., Gas, Water & Sewage)	Printing, Other than Office Sup- plies	Publication of Legal Notices	Other Print- ing & Advtg. Costs	Buildings & Structures	Equipment	Rebinding Records	Other Costs for Repairs
FULTON	CIR	\$	\$	\$	\$	\$	\$575	\$	\$
GIBSON	CIR	\$	\$	\$	\$	\$	\$58	\$	\$
GRANT	CIR	\$	\$	\$	\$	\$	\$48	\$	\$396 ³²
GRANT	SUP I	\$	\$	\$	\$	\$213	\$	\$	\$
GRANT	SUP II	\$	\$	\$	\$	\$	\$672	\$	\$
GREENE	CIR	\$	\$	\$	\$	\$	\$344	\$	\$
HAMILTON	CIR	\$	\$	\$	\$	\$	\$538	\$	\$
HAMILTON	SUP	\$	\$	\$	\$	\$	\$50	\$	\$532 ³²
HANCOCK	CIR	\$	\$	\$	\$	\$	\$505	\$	\$
HANCOCK	SUP	\$	\$	\$	\$	\$	\$	\$981	\$
HARRISON	CIR	\$	\$	\$	\$	\$1,539	\$157	\$	\$
HENDRICKS	CIR	\$	\$	\$	\$	\$	\$185	\$	\$
HENDRICKS	SUP	\$	\$	\$	\$	\$	\$275	\$	\$
HENRY	CIR	\$	\$195	\$	\$	\$	\$111	\$	\$
HENRY	SUP	\$	\$	\$	\$	\$	\$918	\$	\$
HOWARD	CIR	\$	\$	\$	\$	\$	\$380	\$	\$
HOWARD	SUP 1	\$	\$	\$	\$	\$	\$594	\$	\$
HOWARD	SUP 2	\$	\$	\$	\$	\$	\$299	\$	\$

Circuit and Superior Court Expenditures

<u>COUNTY</u>	<u>COURT</u>	Legal Services	Laundry & Cleaning Services	Other Contractual Services	Total Contractual Services	Office Supplies	Other Supplies	Total Supplies	Official Bonds & Insurance
FULTON	CIR	\$	\$	\$	\$1,025	\$600	\$	\$600	\$
GIBSON	CIR	\$	\$	\$	\$1,661	\$1,453	\$	\$1,453	\$
GRANT	CIR	\$	\$	\$	\$1,573	\$800	\$	\$800	\$
GRANT	SUP I	\$	\$	\$	\$1,371	\$591	\$	\$591	\$
GRANT	SUP II	\$	\$	\$	\$1,951	\$827	\$	\$827	\$
GREENE	CIR	\$	\$	\$	\$3,329	\$437	\$665 ¹⁹⁻⁵⁹	\$1,102	\$
HAMILTON	CIR	\$	\$	\$2,312 ⁵⁹	\$4,214	\$2,405	\$612 ⁷³	\$3,017	\$
HAMILTON	SUP	\$	\$	\$2,499 ⁵⁹	\$4,081	\$1,994	\$	\$1,994	\$
HANCOCK	CIR	\$	\$	\$	\$4,926	\$1,486	\$	\$1,486	\$
HANCOCK	SUP	\$	\$	\$	\$1,566	\$997	\$	\$997	\$
HARRISON	CIR	\$	\$	\$1,986 ³⁰	\$5,340	\$1,653	\$	\$1,653	\$
HENDRICKS	CIR	\$	\$	\$	\$787	\$864	\$30 ³³	\$894	\$
HENDRICKS	SUP	\$903	\$	\$14,812 ⁹	\$15,990	\$738	\$	\$738	\$
HENRY	CIR	\$	\$	\$790 ²⁵⁻³²⁻⁷²	\$1,551	\$289	\$5	\$294	\$
HENRY	SUP	\$	\$	\$	\$1,068	\$500	\$918 ³³	\$1,418	\$
HOWARD	CIR	\$	\$	\$	\$7478	\$1610	\$	\$1610	\$
HOWARD	SUP 1	\$	\$	\$	\$1,882	\$800	\$	\$800	\$
HOWARD	SUP 2	\$	\$	\$	\$1,509	\$737	\$	\$737	\$

Circuit and Superior Court Expenditures

<u>COUNTY</u>	<u>COURT</u>	<u>Rents</u>	<u>Dues & Sub- scriptions</u>	<u>Return of Fugitives</u>	<u>Lodging & Meals of Jurors</u>	<u>Other Current Charges</u>	<u>Total Current Charges</u>	<u>Furniture & Fixtures</u>	<u>Office Ma- chines (Re- corders, Typewriters, etc.)</u>
FULTON	CIR	\$	\$	\$	\$600	\$	\$600	\$500	\$900
GIBSON	CIR	\$	\$	\$	\$951	\$832 ⁹⁻²⁵	\$1,783	\$	\$
GRANT	CIR	\$	\$	\$55	\$389	\$	\$444	\$854	\$
GRANT	SUP I	\$	\$	\$239	\$	\$	\$239	\$	\$
GRANT	SUP II	\$	\$	\$519	\$226	\$415 ⁷²	\$1,160	\$47	\$648
GREENE	CIR	\$	\$	\$159	\$462	\$	\$621	\$500	\$
HAMILTON	CIR	\$	\$	\$2,013	\$1,995	\$4,958 ²⁵⁻⁷⁴	\$8,966	\$2,469	\$1,490
HAMILTON	SUP	\$	\$	\$	\$1,224	\$	\$1,224	\$500	\$
HANCOCK	CIR	\$	\$	\$	\$1,215	\$	\$1,215	\$296	\$
HANCOCK	SUP	\$	\$	\$	\$977	\$	\$977	\$455	\$
HARRISON	CIR	\$	\$	\$	\$592	\$	\$592	\$728	\$
HENDRICKS	CIR	\$	\$	\$	\$207	\$230 ⁹	\$437	\$	\$4,418
HENDRICKS	SUP	\$	\$	\$86	\$245	\$	\$331	\$607	\$747
HENRY	CIR	\$	\$	\$60	\$297	\$	\$357	\$120	\$
HENRY	SUP	\$	\$	\$	\$	\$	\$	\$	\$112
HOWARD	CIR	\$	\$	\$2053	\$122	\$818 ⁹	\$2993	\$	\$
HOWARD	SUP 1	\$	\$	\$932	\$246	\$	\$1,178	\$	\$
HOWARD	SUP 2	\$	\$	\$857	\$262	\$535 ⁹	\$1,654	\$	\$

Circuit and Superior Court Expenditures

<u>COUNTY</u>	<u>COURT</u>	<u>Other Equipment</u>	<u>Law Books</u>	<u>Other Properties</u>	<u>Total Properties</u>	<u>TOTAL</u>
FULTON	CIR	\$	\$3,000	\$	\$4,400	\$54,806
GIBSON	CIR	\$451 ³²⁻⁶⁴	\$5,769	\$	\$6,220	\$90,709
GRANT	CIR	\$	\$5,781	\$	\$6,635	\$189,542
GRANT	SUP I	\$	\$653	\$	\$653	\$36,125
GRANT	SUP II	\$	\$1,018	\$	\$1,713	\$50,217
GREENE	CIR	\$143 ¹⁴	\$2,571	\$	\$3,214	\$47,964
HAMILTON	CIR	\$	\$189	\$1,484 ⁷⁵	\$5,632	\$176,988
HAMILTON	SUP	\$	\$7,238	\$	\$7,738	\$133,577
HANCOCK	CIR	\$	\$4,855	\$	\$5,151	\$82,469
HANCOCK	SUP	\$	\$2,925	\$	\$3,380	\$94,674
HARRISON	CIR	\$	\$	\$3,752 ³³	\$4,480	\$46,532
HENDRICKS	CIR	\$	\$3,919	\$	\$8,337	\$85,550
HENDRICKS	SUP	\$	\$944	\$	\$2,298	\$73,445
HENRY	CIR	\$	\$6,072	\$	\$6,192	\$58,236
HENRY	SUP	\$	\$383	\$	\$495	\$39,088
HOWARD	CIR	\$	\$2,189	\$	\$2,189	\$105,595
HOWARD	SUP 1	\$	\$4,128	\$	\$4,128	\$37,961
HOWARD	SUP 2	\$	\$2,500	\$	\$2,500	\$35,090

Circuit and Superior Court Expenditures

<u>COUNTY</u>	<u>COURT</u>	Judge(s)- Part Paid by County	Court Commis- sioner(s)	Court Reporter(s)	Court Bailliff(s)	Probation Officer(s) & Staff	Jury Commis- sioners	Other Salaries & Wages	Other Salaries & Wages
HUNTINGTON	CIR	\$6,500	\$	\$8,380	\$4,950	\$9,600	\$300	\$7,609 ¹⁻¹⁰	\$
JACKSON	CIR	\$9,293	\$	\$7,665	\$4,559	\$10,070	\$100	\$5,105 ¹	\$3,900 ⁷⁶
JASPER	CIR	\$4,500	\$	\$13,375	\$8,025	\$6,634	\$200	\$6,955 ⁴	\$
JAY	CIR	\$4,500	\$	\$13,460	\$3,000	\$12,400	\$	\$4,910 ¹⁰	\$10,000 ²
JEFFERSON	CIR	\$5,330	\$	\$8,600	\$8,921	\$8,200	\$160	\$9,707 ⁵⁰	\$9,632 ¹¹
JENNINGS	CIR	\$4,500	\$6,480	\$8,522	\$2,740	\$6,900	\$230	\$	\$
JOHNSON	CIR	\$8,258	\$18,478	\$14,802	\$935	\$9,533	\$400	\$	\$648 ⁷⁷
JOHNSON	SUP	\$7,420	\$	\$8,480	\$2,500	\$7,500	\$300	\$16,340 ¹¹	\$10,600 ²
KNOX	CIR	\$6,500	\$	\$7,700	\$5,200	\$	\$	\$	\$
KNOX	SUP	\$6,500	\$	\$7,700	\$5,430	\$	\$	\$	\$
KOSCIUSKO	CIR	\$6,500	\$	\$8,952	\$2,493	\$11,682	\$	\$3,569 ¹	\$
KOSCIUSKO	SUP	\$6,209	\$	\$20,634	\$2,760	\$	\$	\$3,900 ¹	\$
LAGRANGE	CIR	\$4,500	\$	\$8,558	\$3,020	\$7,400	\$440	\$6,100 ⁴	\$
LAKE	CIR	\$9,770	\$15,640	\$14,270	\$24,540	\$	\$	\$15,645 ¹¹	\$
LAKE	JUV PROB	\$	\$	\$	\$	\$531,055	\$	\$	\$
LAKE	SUP CD	\$50,482	\$48,576	\$65,452	\$119,052	\$	\$	\$38,562 ¹¹	\$60,611 ¹¹
LAKE	SUP CRM	\$122,000	\$18,030	\$180,000	\$147,262	\$	\$	\$92,000 ¹¹	\$
LAKE	SUP CRM PROB	\$	\$	\$	\$	\$218,000	\$	\$50,660 ¹¹	\$

Circuit and Superior Court Expenditures

<u>COUNTY</u>	<u>COURT</u>	Other Officers & Employees	Per Diem of Special Judges	Per Diem of Judges- Venued Cases	Per Diem-Ct. Reporters- Venued Cases	Per Diem- Bailiffs- Venued Cases	Per Diem of Grand Jurors	Per Diem of Petit Jurors	Compensation of Pauper Attorneys & Staff
HUNTINGTON	CIR	\$	\$1,219	\$290	\$96	\$45	\$231	\$5,361	\$20,332
JACKSON	CIR	\$11,576 ⁴²	\$4,913	\$1,820	\$544	\$340	\$2,321	\$7,634	\$9,239
JASPER	CIR	\$	\$2,181	\$3,375	\$2,981	\$1,660	\$	\$11,890	\$21,893
JAY	CIR	\$11,200 ⁷³⁻⁷⁷	\$2,681	\$490	\$372	\$345	\$10,500	\$	\$23,201
JEFFERSON	CIR	\$	\$5,282	\$470	\$368	\$195	\$715	\$18,672	\$103,969
JENNINGS	CIR	\$1,217 ¹²⁷	\$5,146	\$540	\$520	\$	\$525	\$7,774	\$5,540
JOHNSON	CIR	\$6,837 ⁷⁸	\$2,000	\$2,500	\$1,000	\$500	\$135	\$6,000	\$11,000
JOHNSON	SUP	\$	\$2,500	\$500	\$400	\$300	\$	\$7,500	\$
KNOX	CIR	\$	\$1,307	\$200	\$200	\$150	\$238	\$6,689	\$895
KNOX	SUP	\$	\$799	\$40	\$24	\$15	\$	\$5,421	\$12,993
KOSCIUSKO	CIR	\$	\$2,956	\$2,580	\$136	\$90	\$263	\$8,847	\$5,247
KOSCIUSKO	SUP	\$	\$644	\$520	\$	\$	\$	\$713	\$2,370
LAGRANGE	CIR	\$	\$1,439	\$670	\$191	\$	\$606	\$3,923	\$6,775
LAKE	CIR	\$	\$5,275	\$	\$	\$	\$	\$4,312	\$
LAKE	JUV PROB	\$	\$	\$	\$	\$	\$	\$	\$
LAKE	SUP CD	\$38,311 ⁷⁹	\$5,610	\$	\$	\$	\$	\$8,692	\$
LAKE	SUP CRM	\$23,000 ⁸⁻¹³	\$9,576	\$	\$	\$	\$9,565	\$297,318	\$
LAKE	SUP CRM PROB	\$2,220 ⁵⁵	\$	\$	\$	\$	\$	\$	\$

Circuit and Superior Court Expenditures

<u>COUNTY</u>	<u>COURT</u>	<u>Witness Fees</u>	<u>Other Personal Services</u>	<u>Total Personal Services</u>	<u>Freight & Express</u>	<u>Postage</u>	<u>Traveling Expenses</u>	<u>Telephone & Telegraph</u>	<u>Other Communication & Transportation</u>
HUNTINGTON	CIR	\$50	\$609 ³³	\$65,572	\$	\$65	\$563	\$	\$
JACKSON	CIR	\$208	\$1,440 ¹⁹⁻⁴⁹	\$80,727	\$3,066	\$	\$	\$	\$
JASPER	CIR	\$	\$900 ³³	\$84,569	\$	\$650	\$378	\$1,241	\$
JAY	CIR	\$	\$2,795 ⁸⁰	\$99,854	\$	\$328	\$150	\$1,174	\$
JEFFERSON	CIR	\$4,663	\$	\$184,884	\$	\$300	\$121	\$987	\$
JENNINGS	CIR	\$	\$47 ⁵⁴	\$50,681	\$	\$480	\$378	\$	\$
JOHNSON	CIR	\$	\$530 ⁹⁻⁵⁴	\$83,556	\$	\$500	\$1,080	\$1,000	\$
JOHNSON	SUP	\$	\$500 ⁹	\$64,840	\$	\$1,000	\$300	\$1,200	\$
KNOX	CIR	\$	\$	\$29,079	\$	\$	\$	\$1,050	\$371 ³⁰
KNOX	SUP	\$	\$	\$38,922	\$	\$25	\$	\$914	\$
KOSCIUSKO	CIR	\$	\$	\$53,315	\$	\$400	\$219	\$3,086	\$
KOSCIUSKO	SUP	\$	\$	\$37,750	\$	\$600	\$929	\$4,635	\$
LAGRANGE	CIR	\$	\$3,614 ⁸¹	\$47,236	\$	\$609	\$426	\$364	\$
LAKE	CIR	\$	\$	\$89,452	\$	\$	\$237	\$981	\$
LAKE	JUV PROB	\$	\$	\$531,055	\$	\$	\$16,000	\$	\$
LAKE	SUP CD	\$	\$5,555 ⁸²	\$440,903	\$	\$1,790	\$873	\$3,427	\$
LAKE	SUP CRM	\$452	\$312,486 ⁸³	\$1,211,689	\$	\$	\$4,000	\$11,395	\$
LAKE	SUP CRM PROB	\$	\$	\$270,880	\$	\$	\$7,339	\$	\$1,120 ²⁶

Circuit and Superior Court Expenditures

<u>COUNTY</u>	<u>COURT</u>	Utilities (Elect., Gas, Water & Sewage)	Printing, Other than Office Sup- plies	Publication of Legal Notices	Other Print- ing & Advtg. Costs	Buildings & Structures	Equipment	Rebinding Records	Other Costs for Repairs
HUNTINGTON	CIR	\$	\$	\$	\$	\$	\$1,048	\$	\$
JACKSON	CIR	\$	\$	\$	\$	\$438	\$	\$	\$
JASPER	CIR	\$	\$	\$	\$	\$	\$1,000	\$	\$
JAY	CIR	\$	\$550	\$	\$	\$	\$600	\$	\$
JEFFERSON	CIR	\$	\$	\$100 ⁸⁴	\$	\$	\$77	\$	\$
JENNINGS	CIR	\$	\$	\$	\$	\$32	\$223	\$	\$
JOHNSON	CIR	\$	\$200	\$	\$	\$	\$500	\$	\$4,300 ⁷⁵
JOHNSON	SUP	\$	\$	\$	\$	\$	\$500	\$	\$
KNOX	CIR	\$	\$	\$	\$	\$	\$	\$	\$
KNOX	SUP	\$	\$	\$	\$	\$	\$369	\$	\$
KOSCIUSKO	CIR	\$	\$	\$	\$	\$	\$691	\$	\$
KOSCIUSKO	SUP	\$	\$	\$	\$	\$	\$461	\$	\$
LAGRANGE	CIR	\$	\$	\$	\$	\$	\$214	\$	\$
LAKE	CIR	\$	\$150	\$	\$	\$	\$13	\$	\$
LAKE	JUV PROB	\$	\$	\$	\$	\$	\$	\$	\$
LAKE	SUP CD	\$	\$1,732	\$	\$	\$	\$727	\$	\$
LAKE	SUP CRM	\$	\$1,807	\$	\$4,400	\$	\$2,630	\$	\$
LAKE	SUP CRM PROB	\$	\$1,400	\$	\$	\$500	\$	\$	\$

Circuit and Superior Court Expenditures

<u>COUNTY</u>	<u>COURT</u>	Legal Services	Laundry & Cleaning Services	Other Contractual Services	Total Contractual Services	Office Supplies	Other Supplies	Total Supplies	Official Bonds & Insurance
HUNTINGTON	CIR	\$	\$	\$834 ⁷²	\$2,510	\$2,035	\$	\$2,035	\$
JACKSON	CIR	\$	\$	\$	\$3,504	\$1,940	\$	\$1,940	\$
JASPER	CIR	\$	\$	\$	\$3,269	\$4,716	\$	\$4,716	\$
JAY	CIR	\$	\$	\$1,929 ¹⁴	\$4,731	\$	\$1,885 ³³	\$1,885	\$
JEFFERSON	CIR	\$	\$	\$	\$1,585	\$714	\$	\$714	\$
JENNINGS	CIR	\$	\$	\$	\$1,113	\$499	\$	\$499	\$
JOHNSON	CIR	\$	\$	\$10,141 ⁸⁵	\$17,721	\$500	\$	\$500	\$
JOHNSON	SUP	\$	\$750	\$500 ³²	\$4,250	\$800	\$800 ³³	\$1,600	\$
KNOX	CIR	\$	\$	\$	\$1,421	\$407	\$	\$407	\$
KNOX	SUP	\$	\$	\$	\$1,308	\$485	\$	\$485	\$
KOSCIUSKO	CIR	\$	\$	\$	\$4,396	\$1,214	\$	\$1,214	\$
KOSCIUSKO	SUP	\$	\$	\$	\$6,625	\$777	\$	\$777	\$
LAGRANGE	CIR	\$	\$	\$	\$1,613	\$2,066	\$	\$2,066	\$210
LAKE	CIR	\$	\$	\$367 ³⁰⁻⁵⁹	\$1,748	\$1,975	\$	\$1,975	\$
LAKE	JUV PROB	\$	\$	\$100 ¹⁴	\$16,100	\$	\$	\$	\$
LAKE	SUP CD	\$	\$376	\$	\$8,925	\$7,333	\$	\$7,333	\$60
LAKE	SUP CRM	\$	\$	\$6,945 ³⁰⁻⁵⁹	\$31,177	\$6,000	\$	\$6,000	\$
LAKE	SUP CRM PROB	\$	\$	\$	\$10,359	\$2,650	\$550 ³³	\$3,200	\$

Circuit and Superior Court Expenditures

<u>COUNTY</u>	<u>COURT</u>	Rents	Dues & Sub- scriptions	Return of Fugitives	Lodging & Meals of Jurors	Other Current Charges	Total Current Charges	Furniture & Fixtures	Office Ma- chines (Re- corders, Typewriters, etc.)
HUNTINGTON	CIR	\$	\$	\$1,778	\$462	\$	\$2,240	\$68	\$45
JACKSON	CIR	\$	\$139	\$54	\$1,004	\$	\$1,197	\$333	\$70
JASPER	CIR	\$	\$	\$	\$2,328	\$3,820 ⁸⁶	\$6,148	\$	\$1,000
JAY	CIR	\$	\$	\$	\$	\$691 ⁹	\$691	\$500	\$
JEFFERSON	CIR	\$	\$	\$	\$5,423	\$212 ⁹	\$5,635	\$3,415	\$
JENNINGS	CIR	\$	\$	\$	\$401	\$	\$401	\$286	\$325
JOHNSON	CIR	\$	\$100	\$	\$500	\$	\$600	\$300	\$700
JOHNSON	SUP	\$	\$200	\$	\$1,200	\$1,500 ¹⁴	\$2,900	\$1,000	\$400
KNOX	CIR	\$	\$	\$196	\$1,053	\$439 ⁶²	\$1,688	\$	\$
KNOX	SUP	\$	\$	\$1,298	\$383	\$	\$1,681	\$	\$
KOSCIUSKO	CIR	\$	\$	\$	\$1,290	\$	\$1,290	\$	\$
KOSCIUSKO	SUP	\$	\$	\$7	\$160	\$	\$167	\$	\$
LAGRANGE	CIR	\$	\$	\$	\$636	\$	\$846	\$156	\$
LAKE	CIR	\$	\$180	\$	\$	\$	\$180	\$	\$441
LAKE	JUV PROB	\$	\$	\$	\$	\$	\$	\$	\$
LAKE	SUP CD	\$	\$	\$	\$219	\$2,466 ⁴⁹	\$2,745	\$	\$
LAKE	SUP CRM	\$	\$314	\$6,488	\$16,787	\$	\$23,589	\$	\$
LAKE	SUP CRM PROB	\$	\$	\$	\$	\$	\$	\$	\$

Circuit and Superior Court Expenditures

<u>COUNTY</u>	<u>COURT</u>	<u>Other Equipment</u>	<u>Law Books</u>	<u>Other Properties</u>	<u>Total Properties</u>	<u>TOTAL</u>
HUNTINGTON	CIR	\$	\$4,875	\$	\$4,988	\$77,345
JACKSON	CIR	\$	\$7,268	\$	\$7,671	\$95,039
JASPER	CIR	\$	\$8,100	\$2,989 ⁸⁷	\$12,089	\$110,791
JAY	CIR	\$	\$8,856	\$6,004 ⁷²	\$15,360	\$122,521
JEFFERSON	CIR	\$	\$7,764	\$	\$11,179	\$203,997
JENNINGS	CIR	\$349	\$1,613	\$	\$2,573	\$55,267
JOHNSON	CIR	\$	\$4,000	\$	\$5,000	\$107,377
JOHNSON	SUP	\$	\$1,500	\$	\$2,900	\$76,490
KNOX	CIR	\$	\$2,934	\$	\$2,934	\$35,529
KNOX	SUP	\$	\$2,975	\$	\$2,975	\$45,371
KOSCIUSKO	CIR	\$	\$3,588	\$	\$3,588	\$63,803
KOSCIUSKO	SUP	\$	\$6,248	\$	\$6,248	\$51,567
LAGRANGE	CIR	\$582 ⁶⁴	\$10,050	\$	\$10,788	\$62,549
LAKE	CIR	\$	\$11,367	\$	\$11,808	\$105,163
LAKE	JUV PROB	\$	\$	\$	\$	\$547,155
LAKE	SUP CD	\$	\$22,000	\$	\$22,000	\$481,906
LAKE	SUP CRM	\$	\$2,050	\$	\$2,050	\$1,274,505
LAKE	SUP CRM PROB	\$	\$	\$	\$	\$284,439

Circuit and Superior Court Expenditures

<u>COUNTY</u>	<u>COURT</u>	Judge(s)- Part Paid by County	Court Commis- sioner(s)	Court Reporter(s)	Court Bailliff(s)	Probation Officer(s) & Staff	Jury Commis- sioners	Other Salaries & Wages	Other Salaries & Wages
-LAKE	SUP JUV	\$9,770	\$70,500	\$51,490	\$33,822	\$	\$	\$104,791 ¹¹	\$34,380 ²
LAKE	SUP PUB DEF	\$	\$	\$	\$	\$	\$	\$241,554 ²	\$17,667 ¹¹
LAPORTE	CIR	\$6,500	\$15,000	\$27,000	\$7,875	\$	\$800	\$9,553 ¹	\$
LAPORTE	SUP 1	\$6,500	\$	\$18,027	\$16,264	\$24,620	\$800	\$9,612 ¹	\$
LAPORTE	SUP 2	\$6,283	\$	\$14,604	\$9,132	\$54,224	\$800	\$	\$
LAWRENCE	CIR	\$6,500	\$	\$16,430	\$7,100	\$15,676	\$	\$7,820 ¹¹	\$
LAWRENCE	SUP	\$6,500	\$	\$8,720	\$6,700	\$	\$	\$6,380 ¹¹	\$
MADISON	CIR	\$9,500	\$14,345	\$20,765	\$18,580	\$36,460	\$600	\$	\$7,230 ¹¹
MADISON	SUP	\$28,500	\$28,045	\$56,805	\$48,447	\$70,031	\$	\$30,000 ²	\$7,375 ⁴
MARION	CIR	\$9,500	\$20,100	\$23,760	\$18,058	\$	\$18,000	\$	\$164 ⁹²
MARION	CIR & SUP AD	\$	\$	\$	\$	\$	\$	\$19,320 ³	\$8,400 ⁴
MARION	CRM 1	\$9,500	\$7,442	\$22,268	\$19,196	\$	\$	\$31,250 ²	\$
MARION	CRM 2	\$9,500	\$9,004	\$22,268	\$20,081	\$	\$	\$35,529 ¹¹	\$32,442 ²
MARION	CRM 3	\$9,500	\$7,626	\$22,016	\$16,604	\$	\$	\$8,612 ⁴	\$23,978 ¹¹
MARION	CRM 4	\$9,500	\$7,581	\$22,273	\$16,287	\$	\$	\$6,545 ⁴	\$25,438 ¹¹
MARION	JUV	\$9,500	\$80,909	\$73,476	\$52,214	\$633,468	\$	\$53,566 ²	\$258,612 ⁹⁴
MARION	PROBATE	\$9,500	\$39,949	\$23,760	\$9,165	\$	\$	\$10,150 ¹⁰⁰	\$25,500 ¹⁰¹
MARION	SUP I	\$9,500	\$	\$11,710	\$18,060	\$	\$	\$	\$

Circuit and Superior Court Expenditures

<u>COUNTY</u>	<u>COURT</u>	Other Officers & Employees	Per Diem of Special Judges	Per Diem of Judges - Venued Cases	Per Diem-Ct. Reporters - Venued Cases	Per Diem- Bailiffs - Venued Cases	Per Diem of Grand Jurors	Per Diem of Petit Jurors	Compensation of Pauper Attorneys & Staff
LAKE	SUP JUV	\$	\$500	\$	\$	\$	\$	\$1,000	\$
LAKE	SUP PUB DEF	\$	\$	\$	\$	\$	\$	\$	\$
LAPORTE	CIR	\$	\$288	\$	\$	\$	\$162	\$11,379	\$829
LAPORTE	SUP 1	\$	\$900	\$270	\$40	\$55	\$	\$5,523	\$17,697
LAPORTE	SUP 2	\$13,543 ⁴	\$2,215	\$60	\$32	\$30	\$162	\$883	\$30,018
LAWRENCE	CIR	\$6,980 ¹⁰	\$3,472	\$	\$	\$	\$	\$3,416	\$6,393
LAWRENCE	SUP	\$	\$2,050	\$	\$	\$	\$	\$1,955	\$2,000
MADISON	CIR	\$5,717 ⁷⁷	\$7,758	\$	\$	\$37	\$3,066	\$21,512	\$32,697
MADISON	SUP	\$	\$	\$80	\$56	\$20	\$	\$	\$1,700
MARION	CIR	\$	\$	\$	\$	\$	\$	\$600	\$
MARION	CIR & SUP AD	\$	\$	\$	\$	\$	\$	\$51,421	\$
MARION	CRM 1	\$42,856 ⁴⁻¹¹	\$	\$	\$	\$	\$1,869	\$38,716	\$73,320
MARION	CRM 2	\$	\$	\$	\$	\$	\$1,520	\$49,402	\$52,184
MARION	CRM 3	\$	\$4,866	\$	\$	\$	\$3,647	\$42,209	\$88,336
MARION	CRM 4	\$	\$	\$	\$	\$	\$1,752	\$75,987	\$67,423
MARION	JUV	\$1,008,216 ⁹⁵	\$	\$	\$	\$	\$	\$5,892	\$
MARION	PROBATE	\$25,200 ¹¹	\$	\$	\$	\$	\$	\$350	\$
MARION	SUP I	\$	\$200	\$	\$	\$	\$	\$5,391	\$

Circuit and Superior Court Expenditures

<u>COUNTY</u>	<u>COURT</u>	<u>Witness Fees</u>	<u>Other Personal Services</u>	<u>Total Personal Services</u>	<u>Freight & Express</u>	<u>Postage</u>	<u>Traveling Expenses</u>	<u>Telephone & Telegraph</u>	<u>Other Communication & Transportation</u>
LAKE	SUP JUV	\$	\$2,000 ²¹⁻⁷²	\$308,253	\$	\$2,600	\$800	\$600	\$
LAKE	SUP PUB DEF	\$316	\$798 ³³	\$260,335	\$	\$	\$2,000	\$	\$
LAPORTE	CIR	\$	\$	\$79,386	\$	\$846	\$	\$	\$
LAPORTE	SUP 1	\$	\$329 ²⁴⁻⁷²	\$100,637	\$	\$500	\$500	\$2,106	\$
LAPORTE	SUP 2	\$250	\$	\$132,236	\$	\$1,250	\$2,301	\$4,390	\$
LAWRENCE	CIR	\$	\$2,496 ⁸⁹	\$76,283	\$	\$	\$2,466	\$259	\$2,591 ¹⁹
LAWRENCE	SUP	\$	\$	\$34,305	\$	\$300	\$	\$1,538	\$
MADISON	CIR	\$	\$2,278 ⁹⁰	\$180,545	\$	\$771	\$2,150	\$2,706	\$
MADISON	SUP	\$	\$775 ²⁵	\$271,834	\$	\$1,058	\$9,282	\$7,228	\$
MARION	CIR	\$	\$	\$90,182	\$	\$52	\$	\$31	\$
MARION	CIR & SUP AD	\$	\$	\$79,141	\$	\$100	\$553	\$	\$3,798 ⁹³
MARION	CRM 1	\$9,265	\$	\$255,682	\$	\$500	\$	\$14	\$
MARION	CRM 2	\$7,349	\$	\$239,279	\$	\$520	\$	\$2	\$
MARION	CRM 3	\$13,020	\$	\$240,414	\$	\$722	\$	\$29	\$
MARION	CRM 4	\$6,503	\$	\$239,289	\$	\$540	\$	\$303	\$
MARION	JUV	\$	\$145,131 ⁹⁶	\$2,320,984	\$	\$3,492	\$20,161	\$43,479	\$
MARION	PROBATE	\$	\$	\$143,574	\$	\$390	\$	\$13	\$
MARION	SUP I	\$	\$	\$44,861	\$	\$100	\$	\$2	\$

Circuit and Superior Court Expenditures

<u>COUNTY</u>	<u>COURT</u>	Utilities (Elect., Gas, Water & Sewage)	Printing, Other than Office Sup- plies	Publication of Legal Notices	Other Print- ing & Advtg. Costs	Buildings & Structures	Equipment	Rebinding Records	Other Costs for Repairs
LAKE	SUP JUV	\$	\$	\$	\$	\$	\$	\$	\$
LAKE	SUP PUB DEF	\$	\$190	\$	\$	\$	\$	\$	\$
LAPORTE	CIR	\$	\$	\$	\$	\$	\$	\$	\$
LAPORTE	SUP 1	\$	\$694	\$	\$	\$	\$294	\$	\$
LAPORTE	SUP 2	\$	\$	\$	\$	\$	\$491	\$	\$
LAWRENCE	CIR	\$	\$	\$	\$3,544 ³²⁻⁵⁹	\$	\$	\$801	\$
LAWRENCE	SUP	\$	\$	\$	\$	\$	\$	\$	\$
MADISON	CIR	\$	\$81	\$	\$	\$	\$724	\$	\$
MADISON	SUP	\$	\$3,045	\$	\$	\$	\$720	\$	\$
MARION	CIR	\$	\$110	\$	\$	\$	\$456	\$	\$
MARION	CIR & SUP AD	\$	\$158	\$	\$	\$	\$	\$31	\$
MARION	CRM 1	\$	\$	\$	\$	\$	\$	\$	\$
MARION	CRM 2	\$	\$	\$	\$	\$	\$946	\$	\$7,683 ⁷²
MARION	CRM 3	\$	\$	\$	\$	\$	\$1,411	\$	\$
MARION	CRM 4	\$	\$	\$	\$	\$	\$752	\$	\$
MARION	JUV	\$90,197	\$	\$	\$	\$78,616	\$41,215	\$	\$
MARION	PROBATE	\$	\$	\$	\$	\$	\$1,075	\$	\$
MARION	SUP I	\$	\$	\$	\$	\$	\$427	\$	\$

Circuit and Superior Court Expenditures

<u>COUNTY</u>	<u>COURT</u>	Legal Services	Laundry & Cleaning Services	Other Contractual Services	Total Contractual Services	Office Supplies	Other Supplies	Total Supplies	Official Bonds & Insurance
LAKE	SUP JUV	\$	\$	\$400 ³⁰⁻⁵⁹	\$4,400	\$12,000	\$	\$12,000	\$
LAKE	SUP PUB DEF	\$500	\$	\$	\$2,690	\$1,994	\$	\$1,994	\$
LAPORTE	CIR	\$	\$	\$4,532 ⁸⁸	\$5,378	\$2,520	\$	\$2,520	\$
LAPORTE	SUP 1	\$	\$	\$530 ²⁵	\$4,624	\$1,570	\$	\$1,570	\$
LAPORTE	SUP 2	\$	\$	\$2,085 ⁹⁻²⁵	\$10,517	\$3,644	\$	\$3,644	\$20
LAWRENCE	CIR	\$	\$	\$	\$9,661	\$2,326	\$	\$2,326	\$
LAWRENCE	SUP	\$	\$	\$2,884 ⁵⁹	\$4,722	\$1,867	\$	\$1,867	\$
MADISON	CIR	\$	\$	\$2,211 ⁹	\$8,643	\$2,160	\$	\$2,160	\$1,500
MADISON	SUP	\$	\$	\$2,964 ⁹¹	\$24,297	\$3,232	\$	\$3,232	\$20
MARION	CIR	\$	\$	\$	\$649	\$396	\$201 ³³	\$597	\$
MARION	CIR & SUP AD	\$	\$	\$	\$4,640	\$172	\$	\$172	\$
MARION	CRM 1	\$	\$	\$	\$514	\$1,370	\$160	\$1,530	\$
MARION	CRM 2	\$	\$	\$	\$9,151	\$1,196	\$174 ³⁸	\$1,370	\$
MARION	CRM 3	\$	\$	\$7,208 ⁷²	\$9,370	\$4,126	\$	\$4,126	\$
MARION	CRM 4	\$	\$	\$14,835 ⁷²	\$16,430	\$3,168	\$25 ³⁸	\$3,193	\$
MARION	JUV	\$	\$	\$15,016 ⁹⁷	\$292,176	\$24,950	\$236,462 ⁹⁸	\$261,412	\$
MARION	PROBATE	\$	\$	\$	\$1,478	\$1,500	\$500 ³⁸	\$2,000	\$
MARION	SUP I	\$	\$	\$	\$529	\$2000	\$100	\$2,100	\$

Circuit and Superior Court Expenditures

<u>COUNTY</u>	<u>COURT</u>	Rents	Dues & Sub- scriptions	Return of Fugitives	Lodging & Meals of Jurors	Other Current Charges	Total Current Charges	Furniture & Fixtures	Office Ma- chines (Re- corders, Typewriters, etc.)
LAKE	SUP JUV	\$	\$	\$500	\$200	\$	\$700	\$	\$
LAKE	SUP PUB DEF	\$	\$129	\$	\$	\$	\$129	\$	\$
LAPORTE	CIR	\$	\$	\$	\$2,558	\$567 ⁶²	\$3,125	\$	\$5,431
LAPORTE	SUP 1	\$265	\$	\$	\$635	\$	\$900	\$463	\$
LAPORTE	SUP 2	\$	\$57	\$28	\$679	\$1,811 ⁵⁹	\$2,595	\$584	\$
LAWRENCE	CIR	\$	\$	\$587	\$728	\$	\$1,315	\$24	\$
LAWRENCE	SUP	\$	\$	\$500	\$565	\$	\$1,065	\$	\$
MADISON	CIR	\$5,193	\$	\$762	\$5,496	\$203 ⁶³	\$13,154	\$1,227	\$
MADISON	SUP	\$6,109	\$616	\$1,107	\$1,156	\$	\$9,008	\$195	\$1,199
MARION	CIR	\$	\$	\$	\$	\$	\$	\$	\$
MARION	CIR & SUP AD	\$	\$95	\$	\$	\$6,754	\$6,849	\$	\$1,363
MARION	CRM 1	\$	\$	\$	\$4,930	\$	\$4,930	\$	\$834
MARION	CRM 2	\$	\$	\$	\$5,623	\$	\$5,623	\$	\$
MARION	CRM 3	\$	\$	\$	\$9,153	\$	\$9,153	\$1,005	\$
MARION	CRM 4	\$518	\$209	\$	\$12,469	\$	\$13,196	\$	\$4,577
MARION	JUV	\$3,680	\$510	\$1,226	\$	\$	\$5,416	\$9,215	\$11,005
MARION	PROBATE	\$	\$100	\$	\$61	\$	\$161	\$	\$
MARION	SUP I	\$	\$	\$	\$685	\$	\$685	\$	\$

Circuit and Superior Court Expenditures

<u>COUNTY</u>	<u>COURT</u>	<u>Other Equipment</u>	<u>Law Books</u>	<u>Other Properties</u>	<u>Total Properties</u>	<u>TOTAL</u>
LAKE	SUP JUV	\$	\$1,500	\$	\$1,500	\$326,853
LAKE	SUP PUB DEF	\$	\$	\$	\$	\$265,148
LAPORTE	CIR	\$	\$10,635	\$	\$16,066	\$106,475
LAPORTE	SUP 1	\$	\$7,301	\$	\$7,764	\$115,495
LAPORTE	SUP 2	\$	\$1,647	\$1,928 ⁶⁴	\$4,159	\$153,151
LAWRENCE	CIR	\$	\$5,076	\$	\$5,100	\$94,685
LAWRENCE	SUP	\$	\$947	\$	\$947	\$42,906
MADISON	CIR	\$	\$10,485	\$	\$11,712	\$216,214
MADISON	SUP	\$	\$2,799	\$	\$4,193	\$312,564
MARION	CIR	\$	\$	\$	\$	\$91,428
MARION	CIR & SUP AD	\$712	\$	\$	\$2,075	\$92,877
MARION	CRM 1	\$310 ⁶⁵	\$	\$	\$1,144	\$263,800
MARION	CRM 2	\$	\$	\$	\$	\$255,423
MARION	CRM 3	\$	\$	\$	\$1,005	\$264,068
MARION	CRM 4	\$	\$	\$	\$4,577	\$276,685
MARION	JUV	\$2,700 ⁹⁹	\$	\$	\$22,920	\$2,902,908
MARION	PROBATE	\$	\$	\$	\$	\$147,213
MARION	SUP I	\$	\$	\$	\$	\$48,175

Circuit and Superior Court Expenditures

<u>COUNTY</u>	<u>COURT</u>	Judge(s) Part Paid by County	Court Commis- sioner(s)	Court Reporter(s)	Court Bailliff(s)	Probation Officer(s) & Staff	Jury Commis- sioners	Other Salaries & Wages	Other Salaries & Wages
MARION	SUP 2	\$9,500	\$7,500	\$11,880	\$18,400	\$	\$	\$1,000 ⁹²	\$
MARION	SUP 3	\$9,500	\$	\$21,000	\$18,400	\$	\$	\$	\$
MARION	SUP 4	\$9,500	\$6,923	\$11,880	\$20,000	\$	\$	\$	\$
MARION	SUP 5 ¹³³	\$9,500	\$	\$11,100	\$17,600	\$	\$9,300	\$	\$
MARION	SUP 6	\$9,500	\$15,000	\$11,880	\$18,400	\$	\$	\$	\$
MARION	SUP 7	\$9,500	\$	\$11,800	\$18,400	\$	\$	\$	\$
MARSHALL	CIR	\$5,958	\$	\$8,932	\$4,767	\$	\$80	\$	\$
MARSHALL	SUP	\$5,958	\$	\$6,453	\$4,767	\$	\$80	\$2,429 ⁴	\$
MARTIN	CIR	\$1,495	\$	\$3,096	\$	\$	\$150	\$480 ⁴⁸	\$
MIAMI	CIR	\$6,500	\$	\$10,420	\$9,170	\$12,051	\$750	\$	\$
MIAMI	SUP	\$6,250	\$	\$6,150	\$6,500	\$	\$	\$	\$
MONROE	CIR	\$6,500	\$15,735	\$14,135	\$5,705	\$6,980	\$735	\$6,735 ¹⁰⁴	\$480 ⁶⁷
MONROE	SUP	\$19,000	\$	\$55,298	\$11,670	\$14,050	\$	\$391 ⁸	\$
MONTGOMERY	CIR	\$6,500	\$	\$12,600	\$5,000	\$15,743	\$70	\$	\$
MORGAN	CIR	\$6,500	\$	\$7,997	\$7,200	\$	\$	\$5,880 ⁴	\$
MORGAN	SUP	\$6,250	\$	\$7,692	\$6,918	\$	\$	\$	\$
NEWTON	CIR	\$4,500	\$1,449	\$9,108	\$3,170	\$5,250	\$171	\$1,870 ⁷⁷	\$
NOBLE	CIR	\$6,500	\$	\$11,024	\$6,864	\$21,278	\$280	\$5,408 ¹⁰	\$

Circuit and Superior Court Expenditures

<u>COUNTY</u>	<u>COURT</u>	Other Officers & Employees	Per Diem of Special Judges	Per Diem of Judges- Venued Cases	Per Diem-Ct. Reporters- Venued Cases	Per Diem- Bailiffs- Venued Cases	Per Diem of Grand Jurors	Per Diem of Petit Jurors	Compensation of Pauper Attorneys & Staff
MARION	SUP 2	\$	\$	\$	\$	\$	\$	\$	\$
MARION	SUP 3	\$	\$	\$	\$	\$	\$	\$	\$
MARION	SUP 4	\$	\$350	\$75	\$	\$	\$	\$6,330	\$
MARION	SUP 5	\$	\$	\$	\$	\$	\$	\$20,000	\$
MARION	SUP 6	\$	\$	\$	\$	\$	\$	\$8,279	\$
MARION	SUP 7	\$625 ⁹²	\$	\$	\$	\$	\$	\$	\$
MARSHALL	CIR	\$	\$454	\$820	\$264	\$160	\$	\$4,754	\$10,017
MARSHALL	SUP	\$	\$1,053	\$90	\$72	\$40	\$	\$9,753	\$6,780
MARTIN	CIR	\$	\$356	\$	\$15	\$	\$277	\$	\$850
MIAMI	CIR	\$	\$1,603	\$470	\$376	\$235	\$147	\$8,201	\$10,075
MIAMI	SUP	\$	\$719	\$70	\$56	\$35	\$	\$	\$6,000
MONROE	CIR	\$	\$5,014	\$360	\$192	\$55	\$653	\$12,795	\$
MONROE	SUP	\$	\$5,187	\$903	\$360	\$220	\$	\$28,070	\$3,642
MONTGOMERY	CIR	\$	\$2,980	\$210	\$144	\$110	\$275	\$23,319	\$22,324
MORGAN	CIR	\$	\$3,702	\$1,940	\$1,328	\$1,170	\$	\$5,300	\$1,235
MORGAN	SUP	\$54 ¹¹	\$4,363	\$70	\$1,361	\$35	\$1,575	\$6,419	\$16,866
NEWTON	CIR	\$	\$683	\$3,090	\$1,640	\$1,260	\$	\$7,085	\$6,905
NOBLE	CIR	\$	\$8,617	\$1,630	\$1,431	\$361	\$401	\$9,571	\$7,253

Circuit and Superior Court Expenditures

<u>COUNTY</u>	<u>COURT</u>	<u>Witness Fees</u>	<u>Other Personal Services</u>	<u>Total Personal Services</u>	<u>Freight & Express</u>	<u>Postage</u>	<u>Traveling Expenses</u>	<u>Telephone & Telegraph</u>	<u>Other Communication & Transportation</u>
MARION	SUP 2	\$	\$	\$48,280	\$	\$	\$	\$	\$
MARION	SUP 3	\$	\$1,000 ⁹²	\$49,900	\$	\$250	\$1,500	\$50	\$
MARION	SUP 4	\$	\$1,200 ²⁰	\$56,258	\$	\$139	\$	\$17	\$
MARION	SUP 5	\$	\$1,500 ⁹²	\$69,000	\$	\$200	\$1,000	\$25	\$
MARION	SUP 6	\$	\$	\$63,059	\$	\$165	\$	\$	\$
MARION	SUP 7	\$	\$	\$40,325	\$	\$400	\$	\$	\$
MARSHALL	CIR	\$68	\$252 ¹⁴⁻²⁵	\$36,526	\$	\$375	\$	\$	\$
MARSHALL	SUP	\$	\$891 ¹⁴⁻²⁵	\$38,366	\$	\$349	\$	\$	\$31 ¹⁰³
MARTIN	CIR	\$	\$	\$6,719	\$	\$150	\$	\$342	\$
MIAMI	CIR	\$	\$3,599 ¹²⁸	\$63,597	\$	\$130	\$103	\$	\$
MIAMI	SUP	\$	\$629 ²⁰⁻⁷⁰	\$26,409	\$25	\$216	\$68	\$	\$
MONROE	CIR	\$	\$740 ²⁰⁻⁵⁴	\$76,814	\$	\$256	\$68	\$1,419	\$
MONROE	SUP	\$	\$1,475 ²⁰	\$140,266	\$	\$2,274	\$	\$5,505	\$
MONTGOMERY	CIR	\$	\$1,590 ⁷²	\$90,865	\$	\$185	\$128	\$1,940	\$
MORGAN	CIR	\$	\$236 ⁷⁰	\$42,488	\$	\$224	\$	\$	\$
MORGAN	SUP	\$137	\$400 ²⁰	\$52,140	\$	\$910	\$	\$	\$
NEWTON	CIR	\$	\$302 ⁹⁻¹³⁻³⁹	\$46,483	\$	\$650	\$201	\$	\$
NOBLE	CIR	\$	\$2,363 ¹⁰⁷	\$82,981	\$	\$	\$4,040	\$3,961	\$

Circuit and Superior Court Expenditures

<u>COUNTY</u>	<u>COURT</u>	Utilities (Elect., Gas, Water & Sewage)	Printing, Other than Office Sup- plies	Publication of Legal Notices	Other Print- ing & Advtg. Costs	Buildings & Structures	Equipment	Rebinding Records	Other Costs for Repairs
MARION	SUP 2	\$	\$	\$	\$	\$	\$	\$	\$
MARION	SUP 3	\$	\$	\$	\$	\$	\$143	\$	\$
MARION	SUP 4	\$	\$	\$	\$	\$	\$284	\$	\$
MARION	SUP 5	\$	\$	\$	\$	\$500	\$500	\$	\$
MARION	SUP 6	\$	\$33	\$	\$	\$326	\$2,474	\$	\$
MARION	SUP 7	\$	\$200	\$	\$	\$289	\$	\$	\$
MARSHALL	CIR	\$	\$	\$	\$	\$	\$294	\$	\$
MARSHALL	SUP	\$	\$	\$	\$	\$	\$87	\$	\$
MARTIN	CIR	\$	\$30	\$	\$	\$	\$92	\$	\$
MIAMI	CIR	\$	\$2,204	\$	\$	\$	\$	\$	\$
MIAMI	SUP	\$	\$108	\$	\$	\$	\$301	\$	\$451 ⁸⁷
MONROE	CIR	\$	\$135	\$	\$	\$	\$733	\$	\$
MONROE	SUP	\$	\$609	\$	\$	\$61	\$261	\$	\$
MONTGOMERY	CIR	\$	\$	\$	\$	\$	\$328	\$1,757	\$
MORGAN	CIR	\$	\$	\$189	\$287 ³³	\$	\$934	\$	\$
MORGAN	SUP	\$	\$7,416	\$	\$	\$	\$199	\$	\$
NEWTON	CIR	\$	\$217	\$	\$	\$	\$229	\$	\$
NOBLE	CIR	\$	\$	\$	\$	\$	\$855	\$	\$

Circuit and Superior Court Expenditures

<u>COUNTY</u>	<u>COURT</u>	<u>Legal Services</u>	<u>Laundry & Cleaning Services</u>	<u>Other Contractual Services</u>	<u>Total Contractual Services</u>	<u>Office Supplies</u>	<u>Other Supplies</u>	<u>Total Supplies</u>	<u>Official Bonds & Insurance</u>
MARION	SUP 2	\$	\$	\$	\$	\$	\$	\$	\$
MARION	SUP 3	\$	\$	\$	\$1,943	\$583	\$300	\$883	\$
MARION	SUP 4	\$	\$	\$	\$440	\$347	\$92	\$439	\$
MARION	SUP 5	\$	\$	\$	\$2,225	\$500	\$100 ³⁸	\$600	\$
MARION	SUP 6	\$	\$	\$	\$2,998	\$466	\$	\$466	\$
MARION	SUP 7	\$	\$	\$	\$889	\$492	\$	\$492	\$
MARSHALL	CIR	\$	\$	\$	\$669	\$1,169	\$	\$1,169	\$
MARSHALL	SUP	\$	\$	\$	\$467	\$1,271	\$	\$1,271	\$
MARTIN	CIR	\$	\$	\$15 ⁹	\$629	\$74	\$	\$74	\$
MIAMI	CIR	\$	\$	\$	\$2,437	\$146	\$	\$146	\$
MIAMI	SUP	\$	\$	\$	\$1,169	\$1,144	\$	\$1,144	\$
MONROE	CIR	\$	\$	\$619 ³²	\$3,230	\$267	\$1,128 ¹⁰⁵	\$1,395	\$
MONROE	SUP	\$	\$	\$1,499 ³²	\$10,209	\$1,510	\$505 ¹⁰⁵	\$2,015	\$20
MONTGOMERY	CIR	\$	\$	\$250 ¹⁰⁶	\$4,588	\$1,874	\$645	\$2,519	\$
MORGAN	CIR	\$	\$	\$387 ¹⁵	\$2,021	\$	\$	\$	\$485
MORGAN	SUP	\$	\$	\$1,588 ⁹	\$10,113	\$1,541	\$	\$1,541	\$40
NEWTON	CIR	\$	\$	\$446 ³²	\$1,743	\$324	\$807 ³⁸	\$1,131	\$
NOBLE	CIR	\$	\$	\$1,200 ¹⁴	\$10,056	\$1,991	\$	\$1,991	\$

Circuit and Superior Court Expenditures

<u>COUNTY</u>	<u>COURT</u>	Rents	Dues & Sub- scriptions	Return of Fugitives	Lodging & Meals of Jurors	Other Current Charges	Total Current Charges	Furniture & Fixtures	Office Ma- chines (Re- corders, Typewriters, etc.)
MARION	SUP 2	\$	\$	\$	\$	\$	\$	\$	\$
MARION	SUP 3	\$	\$125	\$	\$	\$500 ⁸⁷	\$625	\$	\$
MARION	SUP 4	\$	\$	\$	\$770	\$	\$770	\$	\$695
MARION	SUP 5	\$	\$	\$	\$5,000	\$	\$5,000	\$1,000	\$
MARION	SUP 6	\$	\$	\$	\$2,214	\$	\$2,214	\$	\$
MARION	SUP 7	\$	\$	\$	\$	\$	\$	\$465	\$
MARSHALL	CIR	\$	\$	\$1,164	\$	\$	\$1,164	\$	\$124
MARSHALL	SUP	\$	\$	\$1,357	\$	\$	\$1,357	\$280	\$854
MARTIN	CIR	\$	\$	\$	\$	\$	\$	\$	\$
MIAMI	CIR	\$	\$13	\$107	\$1,226	\$1,121 ⁹	\$2,467	\$556	\$
MIAMI	SUP	\$	\$	\$	\$	\$	\$	\$	\$
MONROE	CIR	\$	\$	\$61	\$1,879	\$770 ⁹⁻²⁵	\$2,710	\$290	\$
MONROE	SUP	\$1,350	\$126	\$1,363	\$3,412	\$180 ⁹⁻²⁵	\$6,451	\$336	\$10,208
MONTGOMERY	CIR	\$	\$	\$832	\$592	\$	\$1,424	\$683	\$2,046
MORGAN	CIR	\$	\$	\$	\$257	\$	\$742	\$	\$1,744
MORGAN	SUP	\$	\$	\$2,289	\$970	\$	\$3,299	\$219	\$792
NEWTON	CIR	\$	\$278	\$435	\$	\$	\$713	\$	\$
NOBLE	CIR	\$	\$	\$	\$1,514	\$	\$1,514	\$	\$580

Circuit and Superior Court Expenditures

<u>COUNTY</u>	<u>COURT</u>	<u>Other Equipment</u>	<u>Law Books</u>	<u>Other Properties</u>	<u>Total Properties</u>	<u>TOTAL</u>
MARION	SUP 2	\$	\$	\$	\$	\$48,280
MARION	SUP 3	\$	\$	\$	\$4,000	\$57,351
MARION	SUP 4	\$	\$	\$	\$695	\$58,602
MARION	SUP 5	\$	\$	\$	\$1,000	\$77,825
MARION	SUP 6	\$	\$	\$	\$	\$68,737
MARION	SUP 7	\$	\$	\$	\$465	\$42,171
MARSHALL	CIR	\$	\$7,069	\$	\$7,193	\$46,721
MARSHALL	SUP	\$	\$3,815	\$	\$4,949	\$46,410
MARTIN	CIR	\$455 ³³	\$525	\$	\$980	\$8,402
MIAMI	CIR	\$216 ⁶⁴	\$7,335	\$161 ³³	\$8,268	\$76,915
MIAMI	SUP	\$	\$868	\$240 ³³	\$1,108	\$29,830
MONROE	CIR	\$	\$3,355	\$	\$3,645	\$87,794
MONROE	SUP	\$	\$4,272	\$	\$14,816	\$173,757
MONTGOMERY	CIR	\$	\$6,972	\$	\$9,701	\$109,097
MORGAN	CIR	\$	\$1,945	\$1,744 ³³	\$5,433	\$50,684
MORGAN	SUP	\$	\$2,160	\$529 ¹⁵	\$3,700	\$70,793
NEWTON	CIR	\$200 ³³	\$9,466	\$	\$9,666	\$59,736
NOBLE	CIR	\$	\$5,632	\$	\$6,212	\$102,754

Circuit and Superior Court Expenditures

<u>COUNTY</u>	<u>COURT</u>	Judge(s) Part Paid by County	Court Commis- sioner(s)	Court Reporter(s)	Court Bailliff(s)	Probation Officer(s) & Staff	Jury Commis- sioners	Other Salaries & Wages	Other Salaries & Wages
OHIO	CIR	\$650	\$	\$1,260	\$40	\$1,175	\$300	\$	\$
ORANGE	CIR	\$4,500	\$	\$7,442	\$5,764	\$6,253	\$62	\$100 ¹¹	\$
OWEN	CIR	\$4,500	\$	\$7,349	\$3,257	\$8,103	\$	\$3,769 ¹⁰	\$1,098 ⁴⁸
PARKE	CIR	\$4,515	\$	\$9,249	\$4,545	\$8,861	\$260	\$	\$
PERRY	CIR	\$4,500	\$	\$7,000	\$218	\$10,000	\$157	\$5,042 ⁴	\$
PIKE	CIR	\$4,500	\$	\$14,764	\$3,300	\$8,260	\$500	\$2,750 ¹⁰⁹	\$
PORTER	CIR & SUP	\$28,500	\$	\$38,200	\$27,600	\$	\$800	\$8,800 ⁴	\$7,500 ¹¹
POSEY	CIR	\$4,500	\$	\$14,692	\$8,888	\$8,888	\$600	\$	\$
PULASKI	CIR	\$4,500	\$2,050	\$8,400	\$5,700	\$9,457	\$500	\$8,200 ³	\$500 ⁴
PUTNAM	CIR	\$	\$	\$	\$	\$	\$	\$	\$
RANDOLPH	CIR	\$7,400	\$	\$8,121	\$	\$9,250	\$200	\$6,640 ⁴	\$
RIPLEY	CIR ¹³¹	\$4,500	\$	\$14,450	\$1,500	\$8,347	\$400	\$	\$
RUSH	CIR	\$4,500	\$	\$7,800	\$2,000	\$8,100	\$150	\$7,400 ³	\$1,200 ⁴⁸
SCOTT	CIR	\$4,500	\$	\$8,472	\$4,080	\$8,172	\$200	\$5,700 ¹¹	\$6,972 ¹¹³
SHELBY	CIR	\$6,500	\$	\$8,137	\$8,029	\$	\$548	\$	\$
SHELBY	SUP	\$6,500	\$	\$8,137	\$9,135	\$6,600	\$	\$	\$
SPENCER	CIR	\$5,000	\$8572	\$10,418	\$3,500	\$750	\$	\$	\$
ST. JOSEPH	CIR	\$9,500	\$	\$17,051	\$7,511	\$	\$1,200	\$13,045 ³	\$500 ⁵

Circuit and Superior Court Expenditures

<u>COUNTY</u>	<u>COURT</u>	Other Officers & Employees	Per Diem of Special Judges	Per Diem of Judges- Venued Cases	Per Diem-Ct. Reporters- Venued Cases	Per Diem- Bailiffs- Venued Cases	Per Diem of Grand Jurors	Per Diem of Petit Jurors	Compensation of Pauper Attorneys & Staff
OHIO	CIR	\$	\$500	\$	\$	\$	\$113	\$298	\$958
ORANGE	CIR	\$	\$2,367	\$240	\$192	\$120	\$314	\$2,569	\$2,586
OWEN	CIR	\$6,767 ¹¹	\$1,919	\$2,462	\$247	\$	\$421	\$5,777	\$697
PARKE	CIR	\$	\$818	\$260	\$96	\$84	\$	\$4,919	\$2,088
PERRY	CIR	\$	\$3,826	\$80	\$40	\$25	\$	\$9,383	\$18,822
PIKE	CIR	\$	\$2,394	\$250	\$160	\$100	\$464	\$5,912	\$875
PORTER	CIR & SUP	\$	\$4,000	\$6,500	\$4,400	\$3,700	\$700	\$51,000	\$42,863
POSEY	CIR	\$	\$3,274	\$410	\$120	\$75	\$155	\$11,259	\$9,639
PULASKI	CIR	\$30 ⁵⁴	\$1,044	\$900	\$544	\$375	\$249	\$5,223	\$5,600
PUTNAM	CIR	\$33,100 ¹¹²	\$228	\$792	\$	\$	\$	\$5,691	\$5,456
RANDOLPH	CIR	\$	\$1,322	\$720	\$128	\$	\$355	\$6,198	\$6,682
RIPLEY	CIR	\$	\$2,000	\$300	\$200	\$	\$600	\$8,000	\$6,000
RUSH	CIR	\$	\$1,644	\$360	\$16	\$10	\$156	\$4,017	\$4,015
SCOTT	CIR	\$	\$7,652	\$160	\$128	\$	\$1,527	\$5,427	\$
SHELBY	CIR	\$630 ⁵	\$4,511	\$20	\$32	\$5	\$	\$6,307	\$5,789
SHELBY	SUP	\$4,670 ⁴	\$9,419	\$780	\$40	\$20	\$1,956	\$12,551	\$23,432
SPENCER	CIR	\$	\$	\$4,294	\$132	\$100	\$91	\$4492	\$10,230
ST. JOSEPH	CIR	\$1,440 ⁹²	\$270	\$	\$	\$	\$2,020	\$18,442	\$

Circuit and Superior Court Expenditures

<u>COUNTY</u>	<u>COURT</u>	<u>Witness Fees</u>	<u>Other Personal Services</u>	<u>Total Personal Services</u>	<u>Freight & Express</u>	<u>Postage</u>	<u>Traveling Expenses</u>	<u>Telephone & Telegraph</u>	<u>Other Communication & Transportation</u>
OHIO	CIR	\$	\$	\$5,294	\$	\$30	\$	\$	\$
ORANGE	CIR	\$	\$439 ⁹	\$32,948	\$	\$245	\$61	\$903	\$
OWEN	CIR	\$78	\$525 ²⁰	\$46,969	\$	\$129	\$	\$	\$
PARKE	CIR	\$95	\$230 ⁷⁰	\$36,020	\$	\$65	\$	\$812	\$
PERRY	CIR	\$	\$	\$59,093	\$	\$546	\$1,055	\$2,075	\$
PIKE	CIR	\$	\$	\$44,229	\$	\$548	\$	\$100	\$283
PORTER	CIR & SUP	\$	\$61,080 ¹¹⁰	\$285,643	\$	\$3,387	\$	\$3,312	\$
POSEY	CIR	\$	\$3,862 ¹¹¹	\$66,362	\$	\$20	\$	\$	\$
PULASKI	CIR	\$	\$	\$53,272	\$576	\$	\$	\$1,056	\$
PUTNAM	CIR	\$	\$	\$45,267	\$	\$	\$	\$	\$
RANDOLPH	CIR	\$	\$435 ⁹	\$47,451	\$	\$445	\$425	\$1,257	\$
RIPLEY	CIR	\$	\$	\$46,297	\$150	\$	\$400	\$300	\$
RUSH	CIR	\$	\$	\$41,368	\$	\$268	\$	\$419	\$
SCOTT	CIR	\$	\$657 ⁴⁸	\$53,647	\$	\$336	\$	\$1,096	\$
SHELBY	CIR	\$	\$165 ²⁴	\$40,673	\$	\$750	\$	\$	\$
SHELBY	SUP	\$	\$6,094 ¹¹⁴	\$89,334	\$	\$650	\$	\$1,750	\$
SPENCER	CIR	\$600	\$262 ⁹	\$48,441	\$	\$	\$193	\$231	\$320
ST. JOSEPH	CIR	\$	\$	\$70,979	\$	\$823	\$88	\$	\$

Circuit and Superior Court Expenditures

<u>COUNTY</u>	<u>COURT</u>	Utilities (Elect., Gas, Water & Sewage)	Printing, Other than Office Sup- plies	Publication of Legal Notices	Other Print- ing & Advtg. Costs	Buildings & Structures	Equipment	Rebinding Records	Other Costs for Repairs
OHIO	CIR	\$	\$	\$	\$	\$	\$	\$	\$
ORANGE	CIR	\$	\$	\$	\$	\$	\$	\$	\$
OWEN	CIR	\$	\$31	\$	\$	\$	\$557	\$	\$
PARKE	CIR	\$	\$	\$	\$	\$	\$420	\$	\$
PERRY	CIR	\$	\$100	\$	\$	\$	\$	\$	\$25 ⁸⁷
PIKE	CIR	\$	\$184	\$	\$	\$	\$	\$	\$
PORTER	CIR & SUP	\$	\$	\$	\$	\$	\$1,000	\$	\$
POSEY	CIR	\$	\$	\$	\$240 ⁵⁹	\$	\$633	\$	\$681 ⁸⁷
PULASKI	CIR	\$	\$	\$	\$	\$	\$1,698	\$	\$
PUTNAM	CIR	\$	\$	\$	\$	\$	\$	\$	\$
RANDOLPH	CIR	\$	\$	\$	\$	\$	\$479	\$	\$
RIPLEY	CIR	\$	\$	\$	\$	\$	\$500	\$	\$
RUSH	CIR	\$	\$	\$	\$	\$	\$222	\$	\$
SCOTT	CIR	\$	\$	\$	\$	\$407	\$329	\$	\$
SHELBY	CIR	\$	\$	\$	\$	\$	\$	\$387	\$
SHELBY	SUP	\$	\$	\$	\$	\$	\$289	\$	\$
SPENCER	CIR	\$	\$54	\$	\$	\$	\$274	\$	\$
ST. JOSEPH	CIR	\$	\$	\$	\$	\$129	\$	\$51	\$

Circuit and Superior Court Expenditures

<u>COUNTY</u>	<u>COURT</u>	Legal Services	Laundry & Cleaning Services	Other Contractual Services	Total Contractual Services	Office Supplies	Other Supplies	Total Supplies	Official Bonds & Insurance
OHIO	CIR	\$	\$	\$	\$30	\$	\$	\$	\$
ORANGE	CIR	\$	\$	\$	\$1,209	\$688	\$	\$688	\$
OWEN	CIR	\$	\$	\$	\$717	\$1,145	\$	\$1,145	\$
PARKE	CIR	\$	\$	\$	\$1,297	\$884	\$	\$884	\$
PERRY	CIR	\$	\$	\$5,336 ¹⁰⁸	\$9,137	\$1,299	\$281 ⁴⁴	\$1,580	\$40
PIKE	CIR	\$	\$186	\$133 ⁵⁹	\$1,434	\$393	\$139 ⁶⁰	\$532	\$
PORTER	CIR & SUP	\$	\$	\$	\$7,699	\$1,316	\$2,571 ³³	\$3,887	\$
POSEY	CIR	\$	\$7	\$	\$1,581	\$1,718	\$125 ³⁵	\$1,843	\$
PULASKI	CIR	\$	\$	\$30 ²⁵	\$2,760	\$851	\$344	\$1,195	\$
PUTNAM	CIR	\$	\$	\$	\$4,733	\$	\$	\$1,852	\$
RANDOLPH	CIR	\$	\$156	\$435 ⁹⁻³¹	\$3,197	\$504	\$555 ¹⁹⁻¹⁰⁵	\$1,059	\$
RIPLEY	CIR	\$2,000	\$	\$	\$3,350	\$200	\$275 ⁷³	\$475	\$
RUSH	CIR	\$	\$	\$1,375 ⁹	\$2,284	\$615	\$314 ³³	\$929	\$
SCOTT	CIR	\$	\$	\$6,000 ³	\$8,168	\$870	\$480 ³⁸	\$1,350	\$
SHELBY	CIR	\$	\$	\$	\$1,137	\$791	\$	\$791	\$
SHELBY	SUP	\$	\$	\$	\$2,689	\$1,386	\$	\$1,386	\$
SPENCER	CIR	\$	\$	\$	\$1,072	\$319	\$	\$319	\$
ST. JOSEPH	CIR	\$	\$	\$	\$1,091	\$1,036	\$748	\$1,784	\$

Circuit and Superior Court Expenditures

<u>COUNTY</u>	<u>COURT</u>	<u>Rents</u>	<u>Dues & Sub- scriptions</u>	<u>Return of Fugitives</u>	<u>Lodging & Meals of Jurors</u>	<u>Other Current Charges</u>	<u>Total Current Charges</u>	<u>Furniture & Fixtures</u>	<u>Office Ma- chines (Re- corders, Typewriters, etc.)</u>
OHIO	CIR	\$	\$	\$	\$46	\$	\$46	\$320	\$
ORANGE	CIR	\$	\$	\$	\$168	\$	\$168	\$372	\$
OWEN	CIR	\$	\$	\$	\$87	\$99 ⁹	\$186	\$	\$
PARKE	CIR	\$	\$	\$	\$325	\$	\$325	\$	\$609
PERRY	CIR	\$	\$	\$	\$1,768	\$160 ²⁵	\$1,968	\$2,620	\$
PIKE	CIR	\$	\$	\$	\$503	\$	\$503	\$	\$
PORTER	CIR & SUP	\$	\$	\$	\$8,675	\$	\$8,675	\$2,394	\$
POSEY	CIR	\$	\$	\$	\$	\$	\$	\$2,098	\$595
PULASKI	CIR	\$	\$	\$	\$707	\$	\$707	\$147	\$7,407
PUTNAM	CIR	\$	\$	\$	\$	\$	\$582	\$	\$
RANDOLPH	CIR	\$	\$44	\$785	\$232	\$1,207 ¹⁴	\$2,268	\$	\$
RIPLEY	CIR	\$2,000	\$	\$	\$750	\$300 ³⁹	\$3,050	\$200	\$
RUSH	CIR	\$	\$35	\$	\$199	\$	\$234	\$1,537	\$2,306
SCOTT	CIR	\$	\$	\$5	\$671	\$	\$676	\$417	\$739
SHELBY	CIR	\$	\$	\$	\$144	\$108 ⁷²	\$252	\$67	\$1,046
SHELBY	SUP	\$	\$	\$	\$	\$	\$	\$	\$
SPENCER	CIR	\$	\$	\$	\$537	\$	\$537	\$	\$
ST. JOSEPH	CIR	\$	\$	\$	\$1,848	\$	\$1,848	\$	\$

Circuit and Superior Court Expenditures

<u>COUNTY</u>	<u>COURT</u>	<u>Other Equipment</u>	<u>Law Books</u>	<u>Other Properties</u>	<u>Total Properties</u>	<u>TOTAL</u>
OHIO	CIR	\$	\$2,409	\$145 ³³	\$2,874	\$8,244
ORANGE	CIR	\$774	\$3,011	\$	\$4,157	\$39,170
OWEN	CIR	\$	\$4,490	\$	\$4,490	\$53,507
PARKE	CIR	\$	\$5,940	\$	\$6,549	\$45,075
PERRY	CIR	\$	\$3,817	\$	\$6,437	\$78,215
PIKE	CIR	\$	\$5,470	\$	\$5,470	\$52,168
PORTER	CIR & SUP	\$	\$	\$	\$2,394	\$308,298
POSEY	CIR	\$	\$3,418	\$	\$6,111	\$75,896
PULASKI	CIR	\$	\$17,136	\$	\$24,690	\$82,624
PUTNAM	CIR	\$	\$5,095	\$	\$5,095	\$57,529
RANDOLPH	CIR	\$	\$5,943	\$	\$5,943	\$59,918
RIPLEY	CIR	\$	\$3,000	\$	\$3,200	\$56,372
RUSH	CIR	\$	\$4,258	\$	\$8,101	\$52,916
SCOTT	CIR	\$	\$2,999	\$	\$4,155	\$67,996
SHELBY	CIR	\$	\$8,942	\$	\$10,055	\$52,908
SHELBY	SUP	\$	\$778	\$	\$778	\$94,187
SPENCER	CIR	\$	\$2,500	\$	\$2,500	\$52,870
ST. JOSEPH	CIR	\$	\$1,403	\$	\$1,403	\$77,105

Circuit and Superior Court Expenditures

<u>COUNTY</u>	<u>COURT</u>	Judge(s) Part Paid by County	Court Commis- sioner(s)	Court Reporter(s)	Court Bailliff(s)	Probation Officer(s) & Staff	Jury Commis- sioners	Other Salaries & Wages	Other Salaries & Wages
ST. JOSEPH	JUV PROB	\$	\$	\$8,000	\$	\$147,876	\$	\$14,000 ⁶⁷	\$23,972 ¹¹
ST. JOSEPH	PROBATE	\$9,500	\$	\$17,051	\$7,511	\$	\$300	\$9,298 ⁴	\$
ST. JOSEPH	SUP	\$66,500	\$	\$119,357	\$51,161	\$	\$1,200	\$65,086 ⁴	\$
STARKE	CIR	\$4,500	\$	\$9,740	\$5,876	\$6,060	\$150	\$6,960 ⁴	\$
STEBEN	CIR	\$4,500	\$7,526	\$6,602	\$15,067	\$160	\$	\$	\$
SULLIVAN	CIR	\$7,440	\$	\$15,960	\$10,800	\$	\$220	\$	\$
SWITZERLAND	CIR	\$1,235	\$	\$1,869	\$2,600	\$1,844	\$150	\$	\$
TIPPECANOE	CIR	\$6,500	\$9,017	\$10,276	\$6,343	\$35,475	\$386	\$6,685 ¹⁰	\$5,363 ⁶⁷
TIPPECANOE	SUP 1	\$6,500	\$	\$16,690	\$1,533	\$	\$308	\$1,988 ¹¹⁷	\$
TIPPECANOE	SUP 2	\$6,500	\$162	\$10,276	\$3,554	\$	\$	\$	\$
TIPTON	CIR	\$4,500	\$	\$9,500	\$6,300	\$8,544	\$300	\$	\$650 ²⁰
UNION	CIR	\$4,500	\$	\$7,780	\$500	\$3,900	\$240	\$	\$
VANDEBURGH	CIR	\$9,975	\$	\$	\$	\$	\$1,900	\$	\$
VANDEBURGH	SUP	\$69,825	\$	\$75,221	\$99,753	\$142,216	\$	\$6,547 ⁴	\$88,621 ¹¹
VERMILLION	CIR	\$4,770	\$	\$8,643	\$6,274	\$8,065	\$420	\$	\$
VIGO	CIR SUP CO	\$54,250	\$	\$56,278	\$32,985	\$38,820	\$630	\$32,300 ³	\$45,437 ⁴
WABASH	CIR	\$6,500	\$	\$8,250	\$5,400	\$8,350	\$130	\$	\$
WARREN	CIR	\$4,500	\$	\$7,500	\$5,624	\$1,400	\$200	\$	\$389 ¹⁴

Circuit and Superior Court Expenditures

<u>COUNTY</u>	<u>COURT</u>	Other Officers & Employees	Per Diem of Special Judges	Per Diem of Judges- Venued Cases	Per Diem-Ct. Reporters- Venued Cases	Per Diem- Baillifs- Venued Cases	Per Diem of Grand Jurors	Per Diem of Petit Jurors	Compensation of Pauper Attorneys & Staff
ST. JOSEPH	JUV PROB	\$	\$	\$	\$	\$	\$	\$	\$
ST. JOSEPH	PROBATE	\$	\$500	\$	\$	\$	\$	\$	\$
ST. JOSEPH	SUP	\$135 ⁹²	\$1,200	\$220	\$144	\$90	\$	\$34,822	\$
STARKE	CIR	\$	\$1,486	\$810	\$240	\$315	\$117	\$6,859	\$8,197
STEUBEN	CIR	\$	\$2,174	\$	\$72	\$40	\$269	\$5,659	\$11,329
SULLIVAN	CIR	\$	\$1,000	\$600	\$480	\$300	\$263	\$6,496	\$2,413
SWITZERLAND	CIR	\$	\$1,178	\$	\$	\$	\$905	\$620	\$426
TIPPECANOE	CIR	\$	\$1,034	\$	\$	\$	\$1,698	\$12,349	\$
TIPPECANOE	SUP 1	\$	\$3,429	\$	\$	\$	\$	\$11,607	\$
TIPPECANOE	SUP 2	\$	\$1,081	\$	\$	\$	\$	\$1,532	\$
TIPTON	CIR	\$76 ¹³	\$6,705	\$870	\$696	\$580	\$750	\$7,068	\$1,740
UNION	CIR	\$	\$1,197	\$20	\$16	\$10	\$381	\$	\$2,125
VANDEBURGH	CIR	\$133,903 ¹²⁰	\$	\$	\$	\$	\$7,162	\$38,407	\$27,307
VANDEBURGH	SUP	\$51,204 ²	\$	\$	\$	\$	\$	\$25,000	\$20,000
VERMILLION	CIR	\$2,776 ¹²⁴	\$1,111	\$320	\$256	\$160	\$591	\$19,256	\$10,763
VIGO	CIR SUP CO	\$25,044 ¹²⁵	\$6,607	\$60	\$16	\$35	\$1,737	\$31,205	\$78,481
WABASH	CIR	\$	\$6,482	\$170	\$144	\$90	\$189	\$10,000	\$32,260
WARREN	CIR	\$	\$745	\$300	\$160	\$85	\$159	\$3,789	\$2,125

Circuit and Superior Court Expenditures

<u>COUNTY</u>	<u>COURT</u>	<u>Witness Fees</u>	<u>Other Personal Services</u>	<u>Total Personal Services</u>	<u>Freight & Express</u>	<u>Postage</u>	<u>Traveling Expenses</u>	<u>Telephone & Telegraph</u>	<u>Other Communication & Transportation</u>
ST. JOSEPH	JUV PROB	\$	\$	\$193,848	\$	\$650	\$5,003	\$	\$1,476 ²⁶
ST. JOSEPH	PROBATE	\$	\$	\$44,160	\$	\$77	\$100	\$	\$
ST. JOSEPH	SUP	\$	\$	\$339,915	\$	\$1,412	\$330	\$	\$
STARKE	CIR	\$	\$	\$51,310	\$	\$650	\$168	\$987	\$
STEUBEN	CIR	\$15	\$482 ⁹⁻²⁵	\$53,895	\$	\$485	\$540	\$1,755	\$
SULLIVAN	CIR	\$	\$	\$45,972	\$	\$132	\$	\$2,552	\$
SWITZERLAND	CIR	\$11	\$	\$10,838	\$	\$	\$55	\$211	\$
TIPPECANOE	CIR	\$	\$1,930 ¹¹⁶	\$97,056	\$	\$468	\$1,080	\$2,541	\$350 ³³
TIPPECANOE	SUP 1	\$228	\$555	\$42,838	\$	\$	\$	\$	\$834
TIPPECANOE	SUP 2	\$	\$	\$23,105	\$	\$200	\$	\$1,800	\$
TIPTON	CIR	\$23	\$490 ²⁴	\$48,792	\$	\$468	\$175	\$647	\$
UNION	CIR	\$	\$	\$20,669	\$	\$	\$	\$	\$
VANDEBURGH	CIR	\$	\$36,632 ¹²¹	\$255,286	\$	\$	\$811	\$	\$
VANDEBURGH	SUP	\$	\$18,270 ¹²²	\$596,657	\$	\$	\$14,260	\$	\$
VERMILLION	CIR	\$	\$25 ²⁰	\$63,430	\$	\$799	\$414	\$1,091	\$
VIGO	CIR SUP CO	\$488	\$6,730 ⁹	\$411,103	\$81	\$2,885	\$2,769	\$	\$
WABASH	CIR	\$	\$	\$77,965	\$	\$137	\$	\$	\$
WARREN	CIR	\$	\$	\$26,976	\$	\$506	\$329	\$	\$

Circuit and Superior Court Expenditures

<u>COUNTY</u>	<u>COURT</u>	Utilities (Elect., Gas, Water & Sewage)	Printing, Other than Office Sup- plies	Publication of Legal Notices	Other Print- ing & Advtg. Costs	Buildings & Structures	Equipment	Rebinding Records	Other Costs for Repairs
ST. JOSEPH	JUV PROB	\$	\$	\$	\$	\$	\$350	\$	\$
ST. JOSEPH	PROBATE	\$	\$	\$	\$	\$	\$136	\$	\$
ST. JOSEPH	SUP	\$	\$	\$	\$	\$	\$865	\$	\$
STARKE	CIR	\$	\$	\$	\$	\$	\$390	\$	\$
STEBEN	CIR	\$	\$	\$	\$	\$	\$181	\$	\$
SULLIVAN	CIR	\$	\$	\$	\$	\$	\$563	\$	\$
SWITZERLAND	CIR	\$	\$75	\$	\$	\$	\$	\$	\$
TIPPECANOE	CIR	\$	\$	\$	\$	\$	\$55	\$	\$
TIPPECANOE	SUP 1	\$	\$	\$	\$	\$	\$375	\$	\$
TIPPECANOE	SUP 2	\$	\$247	\$	\$	\$	\$260	\$	\$
TIPTON	CIR	\$	\$1,173	\$	\$	\$	\$195	\$	\$475 ¹⁹
UNION	CIR	\$	\$	\$	\$	\$	\$	\$	\$
VANDEBURGH	CIR	\$	\$	\$	\$	\$	\$	\$	\$
VANDEBURGH	SUP	\$	\$500	\$	\$	\$	\$3,991	\$	\$
VERMILLION	CIR	\$	\$	\$	\$	\$	\$772	\$	\$
VIGO	CIR SUP CO	\$	\$427	\$	\$	\$106	\$3,471	\$	\$
WABASH	CIR	\$	\$	\$	\$	\$	\$	\$	\$
WARREN	CIR	\$	\$	\$	\$	\$	\$583	\$	\$

Circuit and Superior Court Expenditures

<u>COUNTY</u>	<u>COURT</u>	<u>Legal Services</u>	<u>Laundry & Cleaning Services</u>	<u>Other Contractual Services</u>	<u>Total Contractual Services</u>	<u>Office Supplies</u>	<u>Other Supplies</u>	<u>Total Supplies</u>	<u>Official Bonds & Insurance</u>
ST. JOSEPH	JUV PROB	\$	\$	\$2,780 ¹¹⁵	\$10,259	\$1,055	\$940	\$1,995	\$
ST. JOSEPH	PROBATE	\$	\$	\$	\$313	\$395	\$	\$395	\$
ST. JOSEPH	SUP	\$	\$	\$	\$2,607	\$4,087	\$	\$4,087	\$
STARKE	CIR	\$	\$	\$1,188 ⁹	\$3,383	\$652	\$	\$652	\$20
STEBEN	CIR	\$	\$	\$	\$2,961	\$256	\$597 ³³⁻³⁸	\$853	\$
SULLIVAN	CIR	\$	\$	\$5,991 ⁵⁹	\$9,238	\$831	\$	\$831	\$
SWITZERLAND	CIR	\$	\$	\$	\$341	\$	\$	\$	\$
TIPPECANOE	CIR	\$	\$	\$	\$4,494	\$1,495	\$	\$1,495	\$
TIPPECANOE	SUP 1	\$	\$	\$	\$1,209	\$1,191	\$	\$1,191	\$
TIPPECANOE	SUP 2	\$	\$136	\$	\$2,643	\$210	\$6,903 ¹¹⁸	\$7,113	\$
TIPTON	CIR	\$	\$	\$	\$3,133	\$554	\$249 ⁴⁴	\$803	\$
UNION	CIR	\$	\$	\$	\$	\$1,493	\$	\$1,493	\$
VANDERBURGH	CIR	\$	\$	\$2,399 ⁵⁹	\$3,210	\$5,817	\$	\$5,817	\$
VANDERBURGH	SUP	\$	\$	\$16,321 ¹²³	\$35,072	\$11,233	\$2,145 ⁴⁴	\$13,378	\$220
VERMILLION	CIR	\$	\$	\$790 ⁵⁹	\$3,866	\$774	\$	\$774	\$
VIGO	CIR SUP CO	\$	\$	\$9,170 ⁵⁹	\$18,909	\$12,565	\$	\$12,565	\$180
WABASH	CIR	\$	\$	\$	\$137	\$1,013	\$	\$1,013	\$
WARREN	CIR	\$	\$	\$4 ⁹	\$1,422	\$183	\$94	\$277	\$

Circuit and Superior Court Expenditures

<u>COUNTY</u>	<u>COURT</u>	Rents	Dues & Sub- scriptions	Return of Fugitives	Lodging & Meals of Jurors	Other Current Charges	Total Current Charges	Furniture & Fixtures	Office Ma- chines (Re- corders, Typewriters, etc.)
ST. JOSEPH	JUV PROB	\$	\$110	\$128	\$	\$	\$238	\$	\$
ST. JOSEPH	PROBATE	\$	\$	\$	\$	\$	\$	\$	\$
ST. JOSEPH	SUP	\$	\$	\$	\$5,780	\$	\$5,780	\$	\$
STARKE	CIR	\$	\$	\$	\$1,090	\$	\$1,110	\$126	\$
STEUBEN	CIR	\$	\$	\$	\$390	\$	\$390	\$	\$
SULLIVAN	CIR	\$	\$	\$	\$519	\$	\$519	\$644	\$
SWITZERLAND	CIR	\$	\$	\$	\$103	\$	\$103	\$	\$
TIPPECANOE	CIR	\$	\$	\$	\$1,054	\$	\$1,054	\$	\$1,618
TIPPECANOE	SUP 1	\$	\$	\$	\$558	\$	\$558	\$	\$
TIPPECANOE	SUP 2	\$	\$	\$	\$	\$	\$	\$	\$
TIPTON	CIR	\$	\$	\$70	\$309	\$43 ⁹	\$422	\$1,571	\$2,809
UNION	CIR	\$	\$	\$	\$39	\$	\$39	\$96	\$2,706
VANDEBURGH	CIR	\$	\$	\$3,000	\$6,948	\$	\$9,948	\$	\$1,332
VANDEBURGH	SUP	\$	\$	\$5,917	\$5,000	\$	\$11,137	\$	\$3,889
VERMILLION	CIR	\$	\$799	\$	\$	\$620 ¹⁵⁻²³	\$1,419	\$	\$600
VIGO	CIR SUP CO	\$5,030	\$333	\$2,368	\$3,564	\$	\$11,475	\$1,274	\$841
WABASH	CIR	\$1,780	\$	\$	\$736	\$	\$2,516	\$	\$
WARREN	CIR	\$	\$50	\$	\$223	\$89 ¹⁴	\$362	\$	\$137

CONTINUED

3 OF 6

Circuit and Superior Court Expenditures

<u>COUNTY</u>	<u>COURT</u>	<u>Other Equipment</u>	<u>Law Books</u>	<u>Other Properties</u>	<u>Total Properties</u>	<u>TOTAL</u>
ST. JOSEPH	JUV PROB	\$	\$143	\$	\$143	\$206,483
ST. JOSEPH	PROBATE	\$	\$792	\$	\$792	\$45,660
ST. JOSEPH	SUP	\$	\$6,268	\$	\$6,268	\$358,657
STARKE	CIR	\$	\$6,104	\$	\$6,230	\$62,685
STEBEN	CIR	\$	\$5,163	\$76 ³³	\$5,239	\$63,338
SULLIVAN	CIR	\$	\$1,258	\$	\$1,902	\$58,462
SWITZERLAND	CIR	\$	\$1,640	\$	\$1,640	\$12,922
TIPPECANOE	CIR	\$	\$894	\$	\$2,512	\$106,611
TIPPECANOE	SUP 1	\$8,496	\$	\$	\$8,496	\$54,292
TIPPECANOE	SUP 2	\$	\$598	\$	\$3,407	\$36,268
TIPTON	CIR	\$	\$1,943	\$	\$4,983	\$58,133
UNION	CIR	\$	\$1,763	\$	\$4,565	\$26,766
VANDEBURGH	CIR	\$475 ⁶⁵	\$951	\$	\$2,758	\$277,019
VANDEBURGH	SUP	\$	\$4,000	\$	\$7,889	\$664,133
VERMILLION	CIR	\$	\$4,398	\$	\$4,998	\$74,487
VIGO	CIR SUP CO	\$	\$4,306	\$	\$6,421	\$460,473
WABASH	CIR	\$	\$6,600	\$	\$6,600	\$88,231
WARREN	CIR	\$	\$2,967	\$20 ³³	\$3,124	\$32,161

Circuit and Superior Court Expenditures

<u>COUNTY</u>	<u>COURT</u>	Judge (s) - Part Paid by County	Court Commis- sioner (s)	Court Reporter (s)	Court Bailliff (s)	Probation Officer (s) & Staff	Jury Commis- sioners	Other Salaries & Wages	Other Salaries & Wages
WARRICK	CIR	\$6,500	\$	\$9,255	\$7,612	\$5,100	\$270	\$13,196 ¹¹	\$
WARRICK	SUP	\$6,500	\$	\$9,100	\$7,500	\$	\$	\$	\$
WASHINGTON	CIR	\$4,500	\$	\$8,000	\$3,000	\$11,442	\$160	\$11,000 ⁴	\$
WAYNE	CIR	\$6,500	\$	\$11,370	\$15,500	\$	\$900	\$9,725 ¹³	\$
WAYNE	CIR PROB	\$	\$	\$	\$	\$	\$	\$	\$
WAYNE	SUP 1	\$6,500	\$	\$8,838	\$7,500	\$	\$	\$	\$
WAYNE	SUP 2	\$6,500	\$	\$10,100	\$7,500	\$	\$	\$14,165 ²	\$
WELLS	CIR	\$4,500	\$	\$9,600	\$5,900	\$4,950	\$150	\$13,483 ²	\$
WHITE	CIR	\$4,500	\$	\$9,200	\$3,600	\$9,984	\$160	\$600 ¹¹	\$
WHITLEY	CIR	\$4,500	\$	\$8,125	\$5,200	\$12,135	\$250	\$5,200 ¹⁰	\$

Circuit and Superior Court Expenditures

<u>COUNTY</u>	<u>COURT</u>	Other Officers & Employees	Per Diem of Special Judges	Per Diem of Judges- Venued Cases	Per Diem- Ct. Reporters- Venued Cases	Per Diem- Bailiffs- Venued Cases	Per Diem of Grand Jurors	Per Diem of Petit Jurors	Compensation of Pauper Attorneys & Staff
WARRICK	CIR	\$	\$4,415	\$1,151	\$1,264	\$790	\$	\$8,086	\$3,000
WARRICK	SUP	\$6,500 ¹¹³	\$	\$	\$	\$	\$	\$	\$3,000
WASHINGTON	CIR	\$	\$3,971	\$220	\$184	\$115	\$599	\$3,712	\$6,578
WAYNE	CIR	\$	\$471	\$110	\$88	\$55	\$416	\$6,824	\$3,568
WAYNE	CIR PROB	\$	\$	\$	\$	\$	\$	\$	\$
WAYNE	SUP 1	\$512 ¹³	\$317	\$	\$	\$	\$267	\$6,042	\$356
WAYNE	SUP 2	\$635 ¹³	\$1,033	\$30	\$	\$	\$283	\$4,135	\$498
WELLS	CIR	\$	\$700	\$600	\$150	\$300	\$300	\$3,500	\$6,000
WHITE	CIR	\$	\$1,449	\$930	\$744	\$465	\$648	\$3,671	\$6,935
WHITLEY	CIR	\$	\$2,135	\$1,120	\$494	\$100	\$341	\$11,201	\$6,995

Circuit and Superior Court Expenditures

<u>COUNTY</u>	<u>COURT</u>	<u>Witness Fees</u>	<u>Other Personal Services</u>	<u>Total Personal Services</u>	<u>Freight & Express</u>	<u>Postage</u>	<u>Traveling Expenses</u>	<u>Telephone & Telegraph</u>	<u>Other Communication & Transportation</u>
WARRICK	CIR	\$393	\$	\$61,032	\$	\$811	\$18	\$2,540	\$499 ¹⁹
WARRICK	SUP	\$250	\$	\$32,850	\$	\$415	\$50	\$726	\$
WASHINGTON	CIR	\$	\$	\$53,481	\$	\$	\$1,256	\$	\$
WAYNE	CIR	\$98	\$2,380 ¹²⁶	\$58,005	\$	\$800	\$1,449	\$1,049	\$
WAYNE	CIR PROB	\$	\$	\$	\$	\$	\$	\$	\$
WAYNE	SUP 1	\$86	\$331 ⁵⁴	\$44,914	\$	\$750	\$136	\$819	\$
WAYNE	SUP 2	\$20	\$463 ³³	\$44,680	\$	\$800	\$	\$327	\$170
WELLS	CIR	\$25	\$	\$37,275	\$	\$350	\$	\$	\$
WHITE	CIR	\$	\$	\$47,486	\$	\$426	\$430	\$1,365	\$
WHITLEY	CIR	\$	\$	\$52,596	\$	\$715	\$703	\$2,069	\$190 ²⁶

Circuit and Superior Court Expenditures

<u>COUNTY</u>	<u>COURT</u>	Utilities (Elect., Gas, Water & Sewage)	Printing, Other than Office Sup- plies	Publication of Legal Notices	Other Print- ing & Advtg. Costs	Buildings & Structures	Equipment	Rebinding Records	Other Costs for Repairs
WARRICK	CIR	\$	\$	\$	\$	\$	\$	\$	\$
WARRICK	SUP	\$	\$	\$	\$	\$	\$	\$	\$
WASHINGTON	CIR	\$	\$	\$	\$	\$	\$8	\$	\$
WAYNE	CIR	\$	\$531	\$	\$	\$	\$1,010	\$	\$
WAYNE	CIR PROB	\$	\$	\$	\$	\$	\$	\$	\$
WAYNE	SUP 1	\$	\$231	\$	\$	\$	\$613	\$	\$
WAYNE	SUP 2	\$	\$321	\$	\$	\$	\$689	\$	\$
WELLS	CIR	\$	\$	\$	\$	\$	\$350	\$	\$
WHITE	CIR	\$	\$113	\$	\$	\$	\$969	\$	\$
WHITLEY	CIR	\$	\$	\$	\$	\$	\$545	\$	\$

Circuit and Superior Court Expenditures

<u>COUNTY</u>	<u>COURT</u>	<u>Legal Services</u>	<u>Laundry & Cleaning Services</u>	<u>Other Contractual Services</u>	<u>Total Contractual Services</u>	<u>Office Supplies</u>	<u>Other Supplies</u>	<u>Total Supplies</u>	<u>Official Bonds & Insurance</u>
WARRICK	CIR	\$	\$	\$2,123 ¹²⁹	\$5,991	\$4,623	\$	\$4,623	\$
WARRICK	SUP	\$	\$	\$	\$1,191	\$1,352	\$	\$1,352	\$
WASHINGTON	CIR	\$	\$	\$	\$1,264	\$1,016	\$	\$1,016	\$
WAYNE	CIR	\$1,220	\$	\$	\$6,059	\$1,250	\$526	\$1,776	\$
WAYNE	CIR PROB	\$	\$	\$	\$	\$	\$	\$	\$
WAYNE	SUP 1	\$	\$180	\$110 ³³	\$2,839	\$733	\$	\$733	\$
WAYNE	SUP 2	\$	\$66	\$	\$2,373	\$1,650	\$	\$1,650	\$
WELLS	CIR	\$	\$	\$	\$700	\$700	\$	\$700	\$
WHITE	CIR	\$	\$	\$	\$3,303	\$798	\$	\$798	\$
WHITLEY	CIR	\$	\$	\$1,592 ²⁵	\$5,814	\$761	\$	\$761	\$

Circuit and Superior Court Expenditures

<u>COUNTY</u>	<u>COURT</u>	<u>Rents</u>	<u>Dues & Sub- scriptions</u>	<u>Return of Fugitives</u>	<u>Lodging & Meals of Jurors</u>	<u>Other Current Charges</u>	<u>Total Current Charges</u>	<u>Furniture & Fixtures</u>	<u>Office Ma- chines (Re- corders, Typewriters, etc.)</u>
WARRICK	CIR	\$	\$	\$369	\$814	\$	\$1,183	\$733	\$885
WARRICK	SUP	\$	\$	\$	\$	\$	\$	\$	\$1,016
WASHINGTON	CIR	\$	\$	\$	\$389	\$	\$389	\$	\$8,479
WAYNE	CIR	\$	\$64	\$750	\$358	\$	\$1,172	\$2,349	\$
WAYNE	CIR PROB	\$	\$	\$	\$	\$	\$	\$	\$
WAYNE	SUP 1	\$	\$50	\$	\$	\$	\$	\$	\$
WAYNE	SUP 2	\$	\$30	\$574	\$378	\$5,791 ⁶²	\$6,219	\$734	\$
WELLS	CIR	\$	\$	\$100	\$272	\$34 ⁶²	\$910	\$394	\$5,620
WHITE	CIR	\$	\$	\$	\$200	\$	\$300	\$100	\$
WHITLEY	CIR	\$	\$	\$	\$418	\$	\$418	\$400	\$
					\$553	\$	\$553	\$217	\$

Circuit and Superior Court Expenditures

<u>COUNTY</u>	<u>COURT</u>	<u>Other Equipment</u>	<u>Law Books</u>	<u>Other Properties</u>	<u>Total Properties</u>	<u>TOTAL</u>
WARRICK	CIR	\$	\$5,217	\$149 ³³	\$6,984	\$79,813
WARRICK	SUP	\$	\$571	\$300 ³³	\$1,887	\$37,280
WASHINGTON	CIR	\$	\$5,676	\$	\$14,155	\$70,305
WAYNE	CIR	\$	\$8,569	\$	\$10,918	\$77,930
WAYNE	CIR PROB	\$	\$	\$	\$	\$170,769
WAYNE	SUP 1	\$	\$1,367	\$786 ⁶⁴	\$2,887	\$57,592
WAYNE	SUP 2	\$	\$1,030	\$1,163 ³³	\$8,207	\$57,820
WELLS	CIR	\$1,145	\$5,000	\$	\$6,245	\$45,220
WHITE	CIR	\$	\$8,400	\$	\$8,800	\$60,805
WHITLEY	CIR	\$	\$5,793	\$	\$6010	\$65,734

FOOTNOTES - CIRCUIT AND SUPERIOR COURT EXPENDITURES

- 1) Court Reporter - Secretary.
- 2) Public Defender.
- 3) Court Administrator/Staff.
- 4) Secretary/Administrative Assistant.
- 5) Stenographer.
- 6) Probation Department Attorney.
- 7) Bail Services.
- 8) Law Clerks/Interns.
- 9) Psychiatric Services.
- 10) Probation Office Secretary/Clerical.
- 11) Clerks/Office Clerical.
- 12) Public Defender, Clerk, Bookkeeper -- \$26,600;
Extra Help -- \$1,440.
- 13) Extra Help.
- 14) Matching Funds.
- 15) Crime Control Projects.
- 16) Public Defender Staff -- \$44,250;
Probation Secretaries -- \$23,700.
- 17) Foster Home Care -- \$14,675;
Medical and Hospital Care -- \$26,282;
Training, Judicial Education, Special Programs -- \$18,161.
- 18) Psychiatric Services -- \$635;
Probation Office Expense -- \$626.
- 19) Probation Office Expense.
- 20) Pro Tempore Judges.
- 21) Depositions.
- 22) Special Bailiff.
- 23) Detained Children.
- 24) Special Court Reporter.
- 25) Medical/Professional Services.
- 26) Conferences.
- 27) General Contractual Services.
- 28) Photography Supplies.
- 29) Annual Report.
- 30) Service Contract.
- 31) Juvenile Care.
- 32) Maintenance Contract.
- 33) Other.
- 34) Jury Supplies.
- 35) Robes.
- 36) Court Calendars.
- 37) Probation Manuals and Books.

- 38) Stationery/Printing.
- 39) Juvenile Court Reporting.
- 40) Mileage.
- 41) Leasing Office Equipment -- \$8,252;
Emergency Juvenile Care -- \$3,624.
- 42) Clerks -- \$5,250; Probation Secretary -- \$6,011;
Part-time Help -- \$315.
- 43) Chambers.
- 44) Reporting Supplies.
- 45) Per Diem Probation -- \$840;
Psychiatric Services -- \$1,993.
- 46) Psychiatric Services -- \$2,829;
Grand Jury Reporter -- \$61.
- 47) Service Contract -- \$1,191; Criminal Justice -- \$207.
- 48) Janitor.
- 49) Education Costs/Seminars.
- 50) Probate Commissioner.
- 51) Public Defender Secretary.
- 52) Psychological Tests -- \$1,997;
Appeal Expenses -- \$5,535;
Grand Jury Report -- \$60.
- 53) Change of Venue -- \$2,672;
Pauper Transcripts and Grand Jury Testimony -- \$165.

- 54) Grand Jury Reporter/Bailiff/Transcripts.
- 55) Part-time Help.
- 56) Public Defender's Office Expenses.
- 57) Office Supplies.
- 58) In Kind Match -- \$3,859; Work Study -- \$1,838;
Computers -- \$1,179.
- 59) Leasing Office Equipment/Copiers.
- 60) Janitorial Supplies.
- 61) Medicine.
- 62) Change of Venue.
- 63) Safekeeping of Prisoners.
- 64) Office Equipment.
- 65) Service and Repair.
- 66) Books.
- 67) Juvenile Referee.
- 68) Clerk -- \$2,780; Vacation Employees -- \$792.
- 69) Counselors/Family Service.
- 70) Pauper Appeals.
- 71) Jury Commissioner.
- 72) Pauper Transcripts.
- 73) Investigators/Supplies.

- 74) Support of Court Wards.
- 75) Library.
- 76) Coordinators.
- 77) Librarians.
- 78) Probation Officer -- Bailiff.
- 79) Part-time Help -- \$24,748;
Secretary's Deputies -- \$13,563.
- 80) Probation Department -- \$1,295;
Change of Venue -- \$1,500.
- 81) Psychiatric Services -- \$1,916; Transcripts -- \$91;
Foster Care -- \$1,607.
- 82) Temporary Help -- \$5,247; Appeals -- \$300.
- 83) Court Seminars -- \$2,618; Special Court Appeal and Trial
Court Expenses -- \$281,000; Depositions and
Transcripts -- \$5,550; Safekeeping -- \$23,318.
- 84) Publication of Notice.
- 85) Unified Probation.
- 86) Crime Control -- \$965;
Medical Psychiatric Services -- \$2,855.
- 87) Repair/Remodelling.
- 88) Care and Upkeep -- \$1,223; Rental -- \$3,309.
- 89) Grand Jury Reporter -- \$2,024;
Case Work Supervisor -- \$450.
- 90) Medical Fees -- \$75; Prosecution of Poor Cases -- \$2,203.
- 91) ICJPA -- \$2,508; Service Contract -- \$456.
- 92) Vacation/ Temporary Help/ Emergency Employees.
- 93) Computers/Jury Draw.
- 94) Administration.
- 95) Detention Center.
- 96) LEAA Salaries. (Includes Federal Funds.)
- 97) Instruction -- \$6,741;
LEAA Contractual Services -- \$4,033. (Includes
Federal Funds.); Other -- \$4,242.
- 98) Food and Medicine -- \$176,416; Fuel Oil -- \$39,219.
- 99) Land.
- 100) Court Attorney.
- 101) Hearing Judge.
- 102) Juvenile Counsel.
- 103) Moving Expense.
- 104) Juvenile Court Reporter.
- 105) Tapes.
- 106) Youth Service Bureau.
- 107) Psychiatric Services -- \$1,506;
Special Appointment -- \$645.

- 108) Crime Control -- \$4,840; Maintenance -- \$496.
- 109) Small Claims Referee.
- 110) Psychiatric Service -- \$4,450;
Pauper Expenses -- \$56,630.
- 111) Appeal Transcripts -- \$1,454; Probation Travel -- \$1,363.
- 112) Total Salaries and Wages.
- 113) Traffic Violations Clerks.
- 114) Meals for Jurors -- \$849;
Pauper Appeals -- \$1,609; Special Reporter and
Pauper Transcripts -- \$1,001;
Medical Examinations -- \$2,635.
- 116) Criminal Expenses -- \$1,551;
Juvenile Court Expenses -- \$379.
- 117) Court Page.
- 118) Xerox -- \$5,903; Other -- \$1,000.
- 119) Court Room Labor.
- 120) All Salaries Except Those of Judges and
Jury Commissioner.
- 121) Special Reports -- \$6,179;
Special Interns -- \$9,029;
Bail Bond Program -- \$21,424.
- 122) Special Reporter -- \$1,000;
Local Match Funds -- \$5,814;
Youth Service Bureau -- \$12,456.
- 123) Contractual Data.
- 124) Small Claims Court Salaries.
- 125) Public Defender Investigator -- \$8,790;
Public Defender Secretary -- \$7,750;
Probate Clerk -- \$8,504.
- 126) Change of Venue -- \$628;
Psychiatric and Medical Service -- \$390;
Transcribing Grand Jury Testimony -- \$1,362.
- 127) Small Claims Referee.
- 128) Judge Pro Tempore -- \$500; Appeals -- \$3,099.
- 129) Psychiatric Service -- \$695;
Criminal Justice Match Fund -- \$1,428.
- 130) Janitor Service and Supplies -- \$46;
Special Court Reporter -- \$595;
IBM Lease -- \$3,229.
- 131) Estimated expenditures based on 1976 budget;
actual 1977 expenditures are available.
- 132) Estimated Expenditures Based on 1976 Expenditures;
Actual 1977 Expenditures Are Available.
- 133) Estimated Expenditures Based on 1976 Budget.
- 134) These Salaries of Probation Officers at a
Rehabilitation Center are in a Separate
Budget for the Center and Include Federal Funds.

County Court Expenditures

<u>COUNTY</u>	<u>COURT</u>	Judge(s)- Part Paid by County	Court Commis- sioner(s)	Court Reporter(s)	Court Bailliff(s)	Probation Officer(s) & Staff	Jury Commis- sioners	Other Salaries & Wages	Other Salaries & Wages
ADAMS	COUNTY	\$5,500	\$	\$7,150	\$5,350	\$	\$	\$	\$
BARTHOLOMEW	COUNTY	\$5,500	\$	\$8,430	\$6,600	\$10,400	\$	\$1,159 ¹	\$
BOONE	COUNTY	\$5,500	\$	\$7,000	\$6,000	\$	\$	\$	\$
CARROLL	CIR SC	\$	\$2,750	\$	\$	\$	\$	\$	\$
CASS	COUNTY	\$5,500	\$	\$6,000	\$4,142	\$	\$	\$	\$
CLARK	COUNTY	\$7,500	\$	\$10,940	\$7,300	\$	\$	\$	\$
CLAY	COUNTY	\$2,750	\$	\$6,000	\$5,160	\$	\$	\$	\$
CLINTON	COUNTY	\$5,500	\$	\$6,600	\$5,500	\$3,600	\$	\$	\$
CRAWFORD	COUNTY	\$2,750	\$	\$3,600	\$444	\$	\$	\$	\$
DAVISS	COUNTY	\$5,500	\$	\$8,371	\$687	\$	\$	\$	\$
DEARBORN	COUNTY	\$5,500	\$	\$8,000	\$6,850	\$	\$400	\$	\$
DECATUR	COUNTY	\$5,500	\$	\$5,775	\$5,250	\$1,000	\$	\$300 ²	\$
DELAWARE	COUNTY 1	\$5,500	\$	\$8,931	\$17,000	\$4,500	\$	\$	\$
DELAWARE	COUNTY 2	\$5,500	\$	\$14,000	\$14,800	\$4,000	\$	\$	\$
DUBOIS	COUNTY	\$2,750	\$	\$6,400	\$1,500	\$6,450	\$	\$6,000 ³	\$600 ⁵
ELKHART	COUNTY ELK	\$5,500	\$	\$11,646	\$8,424	\$	\$	\$8,717 ⁴	\$
ELKHART	COUNTY GOS	\$5,500	\$	\$19,701	\$8,591	\$	\$	\$	\$500 ⁴
FAYETTE	COUNTY	\$5,500	\$	\$7,800	\$6,857	\$	\$	\$	\$

County Court Expenditures

<u>COUNTY</u>	<u>COURT</u>	Other Officers & Employees	Per Diem of Special Judges	Per Diem of Judges- Venued Cases	Per Diem-Ct. Reporters- Venued Cases	Per Diem- Baillifs- Venued Cases	Per Diem of Grand Jurors	Per Diem of Petit Jurors	Compensa- tion of Pau- per Attorneys & Staff
ADAMS	COUNTY	\$	\$1,375	\$	\$	\$	\$	\$	\$699
BARTHOLOMEW	COUNTY	\$7,212 ⁶	\$860	\$	\$	\$	\$	\$1,467	\$3,932
BOONE	COUNTY	\$	\$1,000	\$	\$	\$	\$	\$	\$2,000
CARROLL	CIR SC	\$6,000 ³	\$	\$	\$	\$	\$	\$	\$
CASS	COUNTY	\$25 ⁷	\$	\$	\$	\$	\$	\$	\$1,200
CLARK	COUNTY	\$	\$1,625	\$	\$	\$	\$	\$180	\$
CLAY	COUNTY	\$	\$325	\$	\$	\$	\$	\$128	\$563
CLINTON	COUNTY	\$	\$450	\$	\$	\$	\$	\$187	\$5,857
CRAWFORD	COUNTY	\$	\$	\$	\$	\$	\$	\$776	\$825
DAVISS	COUNTY	\$	\$1,380	\$	\$	\$	\$	\$	\$2,186
DEARBORN	COUNTY	\$443 ⁸	\$449	\$	\$	\$	\$	\$1,835	\$500
DECATUR	COUNTY	\$	\$494	\$	\$	\$	\$	\$	\$5,950
DELAWARE	COUNTY 1	\$6,500 ⁴	\$2,050	\$	\$	\$	\$	\$	\$
DELAWARE	COUNTY 2	\$	\$2,225	\$	\$	\$	\$	\$608	\$
DUBOIS	COUNTY	\$	\$487	\$	\$	\$	\$	\$1,735	\$3,000
ELKHART	COUNTY ELK	\$	\$975	\$	\$	\$	\$	\$1,056	\$6,300
ELKHART	COUNTY GOS	\$	\$775	\$	\$	\$	\$	\$	\$955
FAYETTE	COUNTY	\$	\$509	\$	\$	\$	\$	\$810	\$2,378

County Court Expenditures

<u>COUNTY</u>	<u>COURT</u>	Witness Fees	Other Personal Services	Total Personal Services	Freight & Express	Postage	Traveling Expenses	Telephone & Telegraph	Other Communication & Transportation
ADAMS	COUNTY	\$	\$5,493 ⁹⁻¹⁰	\$25,567	\$51	\$20	\$36	\$952	\$
BARTHOLOMEW	COUNTY	\$	\$500 ¹¹⁻¹²	\$46,060	\$	\$750	\$20	\$	\$
BOONE	COUNTY	\$100	\$700 ⁹⁻¹⁰⁻¹²	\$22,300	\$	\$400	\$200	\$	\$
CARROLL	CIR SC	\$	\$	\$8,750	\$	\$574	\$	\$	\$
CASS	COUNTY	\$	\$	\$16,867	\$	\$238	\$11	\$396	\$
CLARK	COUNTY	\$	\$	\$27,545	\$	\$494	\$41	\$924	\$
CLAY	COUNTY	\$	\$	\$14,926	\$	\$321	\$	\$121	\$
CLINTON	COUNTY	\$	\$	\$27,694	\$	\$191	\$	\$920	\$
CRAWFORD	COUNTY	\$9	\$	\$8,404	\$	\$256	\$	\$95	\$
DAVISS	COUNTY	\$	\$	\$18,124	\$260	\$	\$	\$	\$
DEARBORN	COUNTY	\$	\$	\$23,977	\$	\$	\$	\$742	\$
DECATUR	COUNTY	\$45	\$	\$24,314	\$	\$169	\$36	\$421	\$
DELAWARE	COUNTY 1	\$	\$2,643 ¹³⁻¹⁴	\$47,124	\$	\$13	\$	\$1,254	\$
DELAWARE	COUNTY 2	\$634	\$113 ¹³	\$41,880	\$	\$97	\$	\$1,313	\$
DUBOIS	COUNTY	\$14	\$	\$28,936	\$	\$54	\$	\$789	\$
ELKHART	COUNTY ELK	\$	\$	\$42,618	\$	\$	\$70	\$23	\$
ELKHART	COUNTY GOS	\$	\$	\$36,022	\$	\$338	\$	\$414	\$
FAYETTE	COUNTY	\$	\$	\$23,854	\$	\$104	\$19	\$	\$

County Court Expenditures

<u>COUNTY</u>	<u>COURT</u>	Utilities (Elect., Gas, Water & Sewage)	Printing, Other than Office Sup- plies	Publication of legal Notices	Other Print- ing & Advtg. Costs	Buildings & Structures	Equipment	Rebinding Records	Other Costs for Repairs
ADAMS	COUNTY	\$1,149	\$	\$	\$	\$	\$365	\$	\$
BARTHOLOMEW	COUNTY	\$	\$	\$93	\$	\$	\$410	\$	\$
BOONE	COUNTY	\$	\$500	\$	\$	\$	\$400	\$	\$
CARROLL	CIR SC	\$	\$	\$	\$	\$	\$	\$	\$
CASS	COUNTY	\$	\$474	\$	\$	\$	\$	\$	\$
CLARK	COUNTY	\$	\$499	\$	\$	\$	\$300	\$	\$
CLAY	COUNTY	\$	\$	\$	\$	\$	\$	\$	\$
CLINTON	COUNTY	\$	\$	\$	\$	\$	\$96	\$	\$
CRAWFORD	COUNTY	\$	\$	\$	\$	\$	\$	\$	\$
DAVISS	COUNTY	\$	\$	\$	\$	\$	\$	\$	\$
DEARBORN	COUNTY	\$	\$	\$	\$	\$	\$80	\$	\$
DECATUR	COUNTY	\$	\$	\$	\$	\$	\$528	\$	\$
DELAWARE	COUNTY 1	\$	\$	\$	\$	\$	\$329	\$	\$
DELAWARE	COUNTY 2	\$	\$	\$	\$	\$	\$306	\$	\$
DUBOIS	COUNTY	\$	\$196	\$	\$	\$	\$573	\$	\$
ELKHART	COUNTY ELK	\$	\$	\$	\$	\$	\$	\$	\$1,052 ¹⁵
ELKHART	COUNTY GOS	\$	\$71	\$	\$	\$	\$494	\$	\$
FAYETTE	COUNTY	\$	\$	\$	\$	\$	\$72	\$	\$293 ¹⁵

County Court Expenditures

<u>COUNTY</u>	<u>COURT</u>	Legal Services	Laundry & Cleaning Services	Other Contractual Services	Total Contractual Services	Office Supplies	Other Supplies	Total Supplies	Official Bonds & Insurance
ADAMS	COUNTY	\$	\$	\$	\$2,573	\$391	\$	\$391	\$
BARTHOLOMEW	COUNTY	\$	\$	\$	\$1,273	\$2,715	\$699	\$3,414	\$
BOONE	COUNTY	\$	\$	\$	\$1,500	\$500	\$	\$500	\$
CARROLL	CIR SC	\$	\$	\$	\$574	\$228	\$908	\$1,136	\$
CASS	COUNTY	\$	\$	\$197 ¹⁵	\$1,316	\$550	\$	\$550	\$
CLARK	COUNTY	\$	\$	\$	\$2,258	\$1,680	\$	\$1,680	\$
CLAY	COUNTY	\$	\$	\$	\$442	\$1,017	\$	\$1,017	\$
CLINTON	COUNTY	\$	\$	\$	\$1,207	\$554	\$252	\$806	\$
CRAWFORD	COUNTY	\$	\$	\$	\$351	\$892	\$423	\$1,315	\$
DAVISS	COUNTY	\$	\$	\$	\$260	\$299	\$72	\$371	\$
DEARBORN	COUNTY	\$	\$	\$782 ¹⁶	\$1,604	\$1,499	\$	\$1,499	\$
DECATUR	COUNTY	\$	\$	\$	\$1,154	\$711	\$417	\$1,128	\$
DELAWARE	COUNTY 1	\$	\$	\$	\$1,596	\$891	\$	\$891	\$
DELAWARE	COUNTY 2	\$	\$	\$	\$1,716	\$1,467	\$	\$1,467	\$
DUBOIS	COUNTY	\$	\$	\$38 ¹¹	\$1,650	\$2,074	\$	\$2,074	\$
ELKHART	COUNTY ELK	\$	\$3	\$100 ¹¹	\$1,248	\$582	\$	\$582	\$
ELKHART	COUNTY GOS	\$	\$84	\$10 ¹¹	\$1,411	\$889	\$2	\$891	\$
FAYETTE	COUNTY	\$	\$	\$	\$488	\$829	\$	\$829	\$

County Court Expenditures

<u>COUNTY</u>	<u>COURT</u>	<u>Other Equipment</u>	<u>Law Books</u>	<u>Other Properties</u>	<u>Total Properties</u>	<u>TOTAL</u>
ADAMS	COUNTY	\$	\$1,076	\$	\$5,608	\$37,439
BARTHOLOMEW	COUNTY	\$	\$370	\$	\$2,858	\$53,605
BOONE	COUNTY	\$	\$400	\$	\$400	\$24,900
CARROLL	CIR SC	\$	\$976	\$	\$976	\$11,436
CASS	COUNTY	\$	\$3,422	\$	\$4,399	\$23,132
CLARK	COUNTY	\$	\$1,187	\$	\$1,187	\$33,501
CLAY	COUNTY	\$	\$184	\$	\$184	\$16,617
CLINTON	COUNTY	\$	\$2,098	\$	\$5,502	\$35,250
CRAWFORD	COUNTY	\$	\$	\$	\$1,176	\$11,246
DAVIESS	COUNTY	\$	\$	\$	\$468	\$19,223
DEARBORN	COUNTY	\$	\$206	\$	\$980	\$28,375
DECATUR	COUNTY	\$	\$506	\$	\$955	\$27,551
DELAWARE	COUNTY 1	\$	\$243	\$	\$641	\$50,252
DELAWARE	COUNTY 2	\$	\$680	\$	\$790	\$45,876
DUBOIS	COUNTY	\$500 ¹⁸	\$495	\$	\$995	\$33,827
ELKHART	COUNTY ELK	\$	\$543	\$	\$1,466	\$45,914
ELKHART	COUNTY GOS	\$	\$155	\$	\$1,077	\$39,401
FAYETTE	COUNTY	\$	\$45	\$	\$45	\$25,216

County Court Expenditures

<u>COUNTY</u>	<u>COURT</u>	Rents	Dues & Subscriptions	Return of Fugitives	Lodging & Meals of Jurors	Other Current Charges	Total Current Charges	Furniture & Fixtures	Office Machines (Records, Typewriters, etc.)
ADAMS	COUNTY	\$3,300	\$	\$	\$	\$	\$3,300	\$3,940	\$592
BARTHOLOMEW	COUNTY	\$	\$	\$	\$	\$	\$	\$2,488	\$
BOONE	COUNTY	\$	\$	\$150	\$	\$50 ¹⁷	\$200	\$	\$
CARROLL	CIR SC	\$	\$	\$	\$	\$	\$	\$	\$
CASS	COUNTY	\$	\$	\$	\$	\$	\$	\$977	\$
CLARK	COUNTY	\$	\$	\$	\$	\$831 ¹⁸	\$831	\$	\$
CLAY	COUNTY	\$	\$	\$	\$16	\$32 ¹⁹	\$48	\$	\$
CLINTON	COUNTY	\$	\$	\$	\$41	\$	\$41	\$500	\$2,904
CRAWFORD	COUNTY	\$	\$	\$	\$	\$	\$	\$331	\$845
DAVISS	COUNTY	\$	\$	\$	\$	\$	\$	\$	\$468
DEARBORN	COUNTY	\$	\$	\$	\$315	\$	\$315	\$	\$774
DECATUR	COUNTY	\$	\$	\$	\$	\$	\$	\$449	\$
DELAWARE	COUNTY 1	\$	\$	\$	\$	\$	\$	\$	\$398
DELAWARE	COUNTY 2	\$	\$	\$	\$23	\$	\$23	\$110	\$
DUBOIS	COUNTY	\$	\$98	\$	\$74	\$	\$172	\$	\$
ELKHART	COUNTY ELK	\$	\$	\$	\$	\$	\$	\$923	\$
ELKHART	COUNTY GOS	\$	\$	\$	\$	\$	\$	\$422	\$500
FAYETTE	COUNTY	\$	\$	\$	\$	\$	\$	\$	\$

County Court Expenditures

<u>COUNTY</u>	<u>COURT</u>	Judge(s) - Part Paid By County	Court Commis- sioner(s)	Court Reporter(s)	Court Bailliff(s)	Probation Officer(s) & Staff	Jury Commis- sioners	Other Salaries & Wages	Other Salaries & Wages
FLOYD	COUNTY	\$5,500	\$	\$8,900	\$2,700	\$	\$	\$	\$
FULTON	COUNTY	\$1,375	\$	\$3,750	\$1,000	\$	\$	\$	\$
GIBSON	COUNTY	\$2,550	\$	\$7,750	\$	\$7,000	\$	\$	\$
GRANT	COUNTY	\$5,500	\$	\$9,000	\$7,650	\$	\$	\$	\$
GREENE	COUNTY	\$2,750	\$	\$6,280	\$5,600	\$	\$	\$	\$
HAMILTON	COUNTY	\$5,500	\$1,000	\$8,700	\$8,500	\$2,200	\$	\$28,080 ⁶	\$
HANCOCK	COUNTY	\$5,500	\$	\$7,560	\$6,360	\$3,310	\$	\$	\$
HARRISON	COUNTY	\$2,750	\$	\$3,600	\$1,000	\$	\$	\$	\$
HENDRICKS	COUNTY	\$6,500	\$	\$10,374	\$7,704	\$6,738	\$	\$10,296 ²⁰	\$
HENRY	COUNTY	\$5,500	\$	\$7,000	\$5,200	\$	\$	\$700 ¹²	\$
HOWARD	COUNTY	\$5,500	\$	\$9,500	\$7,395	\$	\$	\$	\$
HUNTINGTON	COUNTY	\$5,500	\$	\$7,984	\$4,790	\$4,398	\$	\$	\$
JACKSON	COUNTY	\$5,500	\$	\$6,300	\$3,000	\$	\$	\$5,355 ⁴	\$
JASPER	COUNTY	\$2,750	\$	\$8,640	\$6,597	\$	\$	\$3,240 ⁴⁻²⁰	\$
JAY	COUNTY	\$2,750	\$	\$6,406	\$6,000	\$	\$	\$	\$
JEFFERSON	COUNTY	\$5,500	\$	\$8,600	\$6,450	\$	\$	\$	\$
JOHNSON	COUNTY	\$5,500	\$	\$7,602	\$6,522	\$	\$	\$	\$
KNOX	COUNTY	\$5,500	\$	\$7,200	\$5,400	\$	\$60	\$	\$

County Court Expenditures

<u>COUNTY</u>	<u>COURT</u>	Other Officers & Employees	Per Diem of Special Judges	Per Diem of Judges- Venued Cases	Per Diem-Ct. Reporters- Venued Cases	Per Diem- Baillifs- Venued Cases	Per Diem of Grand Jurors	Per Diem of Petit Jurors	Compensa- tion of Pau- per Attorneys & Staff
FLOYD	COUNTY	\$	\$275	\$	\$	\$	\$	\$539	\$5,200
FULTON	COUNTY	\$	\$125	\$	\$	\$	\$	\$	\$414
GIBSON	COUNTY	\$	\$1,613	\$	\$155	\$	\$	\$1,025	\$2,190
GRANT	COUNTY	\$	\$1,053	\$	\$	\$	\$	\$124	\$1,133
GREENE	COUNTY	\$	\$358	\$	\$	\$	\$	\$1,452	\$1,405
HAMILTON	COUNTY	\$	\$5,000	\$	\$	\$	\$	\$1,000	\$12,000
HANCOCK	COUNTY	\$	\$4,549	\$	\$	\$	\$280	\$	\$7,978
HARRISON	COUNTY	\$	\$134	\$	\$	\$	\$	\$297	\$75
HENDRICKS	COUNTY	\$	\$1,040	\$	\$	\$	\$	\$722	\$6,385
HENRY	COUNTY	\$	\$931	\$20	\$16	\$10	\$	\$333	\$3,500
HOWARD	COUNTY	\$	\$297	\$200	\$160	\$100	\$	\$180	\$300
HUNTINGTON	COUNTY	\$	\$1,964	\$	\$	\$	\$	\$802	\$3,791
JACKSON	COUNTY	\$500 ⁴	\$1,093	\$	\$	\$	\$	\$2,293	\$1,706
JASPER	COUNTY	\$	\$827	\$130	\$104	\$65	\$	\$2,167	\$1,987
JAY	COUNTY	\$	\$553	\$	\$	\$	\$	\$378	\$1,750
JEFFERSON	COUNTY	\$275 ⁷	\$594	\$	\$	\$	\$	\$360	\$1,549
JOHNSON	COUNTY	\$7,206 ⁴	\$64	\$10	\$8	\$5	\$	\$1,502	\$
KNOX	COUNTY	\$	\$722	\$	\$	\$	\$	\$1,746	\$1,850

County Court Expenditures

<u>COUNTY</u>	<u>COURT</u>	Witness Fees	Other Personal Services	Total Personal Services	Freight & Express	Postage	Traveling Expenses	Telephone & Telegraph	Other Communication & Transportation
FLOYD	COUNTY	\$	\$125 ¹²	\$23,239	\$	\$	\$	\$756	\$
FULTON	COUNTY	\$	\$	\$6,664	\$	\$50	\$228	\$243	\$
GIBSON	COUNTY	\$	\$	\$22,283	\$	\$430	\$386	\$1,015	\$
GRANT	COUNTY	\$	\$	\$24,460	\$	\$247	\$	\$1,107	\$
GREENE	COUNTY	\$	\$	\$17,845	\$	\$299	\$105	\$540	\$
HAMILTON	COUNTY	\$500	\$1,750 ¹²	\$74,230	\$	\$500	\$350	\$	\$
HANCOCK	COUNTY	\$	\$54 ¹⁹	\$35,591	\$	\$793	\$	\$	\$
HARRISON	COUNTY	\$	\$	\$7,856	\$	\$448	\$	\$879	\$
HENDRICKS	COUNTY	\$21	\$602 ¹³	\$50,382	\$50	\$	\$119	\$	\$332 ²²
HENRY	COUNTY	\$83	\$422 ¹³	\$23,715	\$	\$442	\$	\$	\$
HOWARD	COUNTY	\$100	\$	\$23,732	\$	\$800	\$	\$1,471	\$
HUNTINGTON	COUNTY	\$	\$	\$29,229	\$	\$607	\$146	\$	\$
JACKSON	COUNTY	\$	\$	\$25,747	\$	\$200	\$	\$1,135	\$
JASPER	COUNTY	\$	\$475 ¹²	\$26,982	\$	\$299	\$116	\$276	\$
JAY	COUNTY	\$	\$	\$17,837	\$	\$426	\$46	\$750	\$
JEFFERSON	COUNTY	\$5	\$	\$23,333	\$	\$250	\$	\$633	\$
JOHNSON	COUNTY	\$	\$	\$28,419	\$	\$600	\$	\$405	\$
KNOX	COUNTY	\$	\$277 ²¹	\$22,755	\$	\$260	\$	\$1,145	\$

County Court Expenditures

<u>COUNTY</u>	<u>COURT</u>	Utilities (Elect., Gas, Water & Sewage)	Printing, Other than Office Sup- plies	Publication of Legal Notices	Other Print- ing & Advtg. Costs	Buildings & Structures	Equipment	Rebinding Records	Other Costs for Repairs
FLOYD	COUNTY	\$	\$	\$	\$	\$	\$112	\$	\$
FULTON	COUNTY	\$	\$100	\$	\$	\$	\$	\$	\$
GIBSON	COUNTY	\$	\$	\$	\$	\$	\$6	\$	\$
GRANT	COUNTY	\$	\$	\$	\$	\$	\$422	\$	\$
GREENE	COUNTY	\$	\$	\$	\$	\$	\$375	\$	\$
HAMILTON	COUNTY	\$	\$	\$	\$	\$	\$	\$	\$
HANCOCK	COUNTY	\$	\$	\$	\$	\$	\$386	\$	\$
HARRISON	COUNTY	\$	\$	\$	\$	\$	\$106	\$	\$
HENDRICKS	COUNTY	\$	\$	\$	\$	\$	\$	\$	\$
HENRY	COUNTY	\$	\$	\$	\$1,666 ¹⁶	\$	\$60	\$	\$371 ¹⁵
HOWARD	COUNTY	\$	\$	\$	\$	\$	\$106	\$	\$
HUNTINGTON	COUNTY	\$	\$10	\$	\$	\$	\$	\$	\$
JACKSON	COUNTY	\$	\$	\$	\$	\$	\$	\$	\$
JASPER	COUNTY	\$	\$271	\$	\$	\$	\$727	\$	\$
JAY	COUNTY	\$	\$	\$	\$	\$	\$232	\$	\$
JEFFERSON	COUNTY	\$	\$	\$	\$	\$	\$70	\$	\$
JOHNSON	COUNTY	\$	\$	\$	\$	\$	\$	\$	\$
KNOX	COUNTY	\$	\$	\$	\$	\$	\$	\$	\$

County Court Expenditures

<u>COUNTY</u>	<u>COURT</u>	Legal Services	Laundry & Cleaning Services	Other Contractual Services	Total Contractual Services	Office Supplies	Other Supplies	Total Supplies	Official Bonds & Insurance
FLOYD	COUNTY	\$	\$	\$	\$868	\$1,393	\$56	\$1,449	\$
FULTON	COUNTY	\$	\$	\$50 ¹⁵	\$671	\$303	\$	\$303	\$20
GIBSON	COUNTY	\$	\$	\$	\$1,837	\$1,689	\$	\$1,689	\$
GRANT	COUNTY	\$	\$	\$	\$1,776	\$1,736	\$	\$1,736	\$
GREENE	COUNTY	\$	\$	\$300 ¹⁶	\$1,619	\$1,094	\$	\$1,094	\$
HAMILTON	COUNTY	\$	\$	\$1,735 ¹⁵⁻¹⁶	\$2,585	\$1,500	\$	\$1,500	\$
HANCOCK	COUNTY	\$	\$78	\$	\$1,257	\$807	\$	\$807	\$
HARRISON	COUNTY	\$	\$	\$	\$1,433	\$1,171	\$747	\$1,918	\$
HENDRICKS	COUNTY	\$	\$	\$513 ¹⁵	\$1,014	\$1,930	\$	\$1,930	\$
HENRY	COUNTY	\$	\$	\$	\$2,539	\$427	\$971	\$1,398	\$
HOWARD	COUNTY	\$	\$	\$414 ¹⁵	\$2,791	\$2,225	\$	\$2,225	\$
HUNTINGTON	COUNTY	\$	\$	\$349 ¹⁵⁻¹⁸	\$1,112	\$1,033	\$	\$1,033	\$
JACKSON	COUNTY	\$	\$	\$1,887 ¹⁵⁻¹⁶	\$3,222	\$2,368	\$	\$2,368	\$
JASPER	COUNTY	\$	\$473	\$1,128 ²³	\$3,290	\$1,529	\$4	\$1,533	\$
JAY	COUNTY	\$	\$	\$	\$1,454	\$255	\$200	\$455	\$
JEFFERSON	COUNTY	\$	\$	\$	\$953	\$983	\$	\$983	\$
JOHNSON	COUNTY	\$10,600	\$	\$3,500 ²⁴	\$15,105	\$2,085	\$	\$2,085	\$
KNOX	COUNTY	\$	\$	\$	\$1,405	\$312	\$	\$312	\$

County Court Expenditures

<u>COUNTY</u>	<u>COURT</u>	Rents	Dues & Subscriptions	Return of Fugitives	Lodging & Meals of Jurors	Other Current Charges	Total Current Charges	Furniture & Fixtures	Office Ma- chines (Re- corders, Typewriters, etc.)
FLOYD	COUNTY	\$	\$	\$	\$	\$	\$	\$492	\$
FULTON	COUNTY	\$	\$	\$	\$	\$	\$20	\$1,000	\$758
GIBSON	COUNTY	\$	\$	\$	\$	\$	\$	\$853	\$1,147
GRANT	COUNTY	\$	\$50	\$	\$	\$	\$50	\$340	\$
GREENE	COUNTY	\$	\$	\$	\$94	\$	\$94	\$580	\$634
HAMILTON	COUNTY	\$	\$	\$	\$500	\$	\$500	\$500	\$
HANCOCK	COUNTY	\$	\$	\$	\$	\$	\$	\$	\$
HARRISON	COUNTY	\$	\$	\$	\$19	\$	\$19	\$5,290	\$
HENDRICKS	COUNTY	\$	\$90	\$	\$29	\$	\$119	\$774	\$934
HENRY	COUNTY	\$	\$	\$	\$61	\$	\$61	\$	\$
HOWARD	COUNTY	\$	\$	\$204	\$19	\$	\$223	\$1,500	\$
HUNTINGTON	COUNTY	\$	\$	\$	\$24	\$	\$24	\$122	\$
JACKSON	COUNTY	\$	\$	\$	\$141	\$	\$141	\$	\$
JASPER	COUNTY	\$	\$	\$	\$340	\$215 ¹¹	\$555	\$	\$
JAY	COUNTY	\$	\$	\$	\$	\$	\$	\$600	\$
JEFFERSON	COUNTY	\$	\$	\$	\$33	\$	\$33	\$	\$
JOHNSON	COUNTY	\$	\$	\$	\$77	\$	\$77	\$347	\$1,019
KNOX	COUNTY	\$	\$	\$50	\$	\$	\$50	\$	\$445

County Court Expenditures

<u>COUNTY</u>	<u>COURT</u>	<u>Other Equipment</u>	<u>Law Books</u>	<u>Other Properties</u>	<u>Total Properties</u>	<u>TOTAL</u>
FLOYD	COUNTY	\$	\$205	\$	\$697	\$26,253
FULTON	COUNTY	\$	\$	\$	\$1,758	\$9,416
GIBSON	COUNTY	\$	\$1,470	\$1,117 ²⁵	\$4,587	\$30,396
GRANT	COUNTY	\$	\$803	\$	\$1,143	\$29,165
GREENE	COUNTY	\$	\$172	\$	\$1,386	\$22,038
HAMILTON	COUNTY	\$	\$1,500	\$	\$2,000	\$80,815
HANCOCK	COUNTY	\$	\$711	\$	\$711	\$38,366
HARRISON	COUNTY	\$	\$177	\$	\$5,467	\$16,693
HENDRICKS	COUNTY	\$	\$673	\$	\$2,381	\$55,826
HENRY	COUNTY	\$	\$262	\$	\$262	\$27,975
HOWARD	COUNTY	\$	\$2,500	\$	\$4,000	\$32,971
HUNTINGTON	COUNTY	\$	\$1,037	\$	\$1,159	\$32,557
JACKSON	COUNTY	\$	\$917	\$	\$917	\$32,395
JASPER	COUNTY	\$	\$646	\$	\$646	\$33,006
JAY	COUNTY	\$	\$239	\$	\$839	\$20,585
JEFFERSON	COUNTY	\$	\$238	\$	\$238	\$25,540
JOHNSON	COUNTY	\$	\$82	\$	\$1,448	\$47,134
KNOX	COUNTY	\$	\$1,405	\$	\$1,850	\$26,372

County Court Expenditures

<u>COUNTY</u>	<u>COURT</u>	Judge(s) - Part Paid by County	Court Commis- sioner(s)	Court Reporter(s)	Court Bailliff(s)	Probation Officer(s) & Staff	Jury Commis- sioners	Other Salaries & Wages	Other Salaries & Wages
KOSCIUSKO	COUNTY	\$5,500	\$	\$8,360	\$6,000	\$	\$	\$7,000 ⁴	\$
LAGRANGE	COUNTY	\$2,750	\$	\$6,825	\$	\$	\$	\$1,244 ²⁶	\$
LAKE	COUNTY 1	\$6,091	\$	\$12,937	\$23,800	\$9,463	\$	\$15,428 ²⁶	\$9,097 ⁴
LAKE	COUNTY 2	\$6,085	\$6,525	\$13,919	\$48,417	\$16,752	\$	\$30,856 ²⁶	\$25,610 ⁴
LAKE	COUNTY 3	\$5,762	\$	\$13,336	\$49,739	\$23,052	\$	\$6,391 ²⁷	\$25,056 ⁴
LAPORTE	COUNTY LP	\$5,500	\$	\$13,420	\$8,500	\$5,688	\$	\$8,500 ³	\$7,675 ⁴
LAPORTE	COUNTY MC	\$5,500	\$	\$13,420	\$10,500	\$	\$	\$12,000 ³	\$
LAWRENCE	COUNTY	\$5,500	\$	\$6,300	\$5,700	\$	\$	\$5,700 ⁶	\$
MADISON	COUNTY	\$11,000	\$	\$20,300	\$22,800	\$8,300	\$	\$10,000 ²⁶	\$14,200 ⁶
MARSHALL	COUNTY	\$5,041	\$	\$5,592	\$4,593	\$	\$	\$490 ²⁸	\$
MARTIN	COUNTY	\$2,750	\$	\$3,096	\$	\$	\$	\$	\$
MONTGOMERY	COUNTY	\$5,500	\$	\$7,000	\$7,000	\$2,582	\$	\$	\$
MORGAN	COUNTY	\$5,500	\$	\$7,804	\$7,396	\$	\$	\$7,880 ³	\$
NEWTON	CIR S/C	\$	\$	\$	\$	\$	\$	\$	\$
NOBLE	COUNTY	\$2,750	\$	\$3,741	\$6,465	\$	\$	\$	\$
OHIO	COUNTY	\$2,750	\$	\$3,200	\$60	\$	\$	\$	\$
PORTER	COUNTY	\$5,500	\$	\$9,000	\$7,400	\$	\$	\$	\$
POSEY	COUNTY	\$2,750	\$	\$7,748	\$6,947	\$	\$	\$	\$

County Court Expenditures

<u>COUNTY</u>	<u>COURT</u>	Other Officers & Employees	Per Diem of Special Judges	Per Diem Of Judges- Venued Cases	Per Diem-Ct. Reporters- Venued Cases	Per Diem- Bailiffs- Venued Cases	Per Diem of Grand Jurors	Per Diem of Petit Jurors	Compensa- tion of Pau- per Attorneys & Staff
KOSCIUSKO	COUNTY	\$	\$70	\$	\$	\$	\$	\$418	\$
LAGRANGE	COUNTY	\$	\$37	\$	\$	\$	\$	\$	\$
LAKE	COUNTY 1	\$22,441 ⁴⁻²⁹	\$	\$	\$	\$	\$	\$	\$
LAKE	COUNTY 2	\$4,720 ²	\$1,225	\$	\$	\$	\$	\$	\$
LAKE	COUNTY 3	\$3,000 ²	\$1,000	\$	\$	\$	\$	\$1,024	\$
LAPORTE	COUNTY LP	\$444 ³⁰	\$2,725	\$	\$	\$	\$	\$6,000	\$25,159
LAPORTE	COUNTY MC	\$10,500 ⁴	\$1,525	\$	\$	\$	\$	\$600	\$4,003
LAWRENCE	COUNTY	\$	\$500	\$	\$	\$	\$551	\$116	\$5,480
MADISON	COUNTY	\$1,000 ²	\$904	\$	\$	\$	\$	\$1,200	\$4,000
MARSHALL	COUNTY	\$	\$584	\$	\$	\$	\$	\$	\$
MARTIN	COUNTY	\$	\$	\$	\$	\$	\$	\$2,441	\$30
MONTGOMERY	COUNTY	\$	\$3,496	\$	\$	\$	\$	\$	\$
MORGAN	COUNTY	\$	\$3,439	\$	\$	\$	\$	\$2,016	\$2,622
NEWTON	CIR S/C	\$14,200 ³¹	\$	\$	\$	\$	\$	\$2,623	\$3,070
NOBLE	COUNTY	\$	\$1,584	\$	\$	\$	\$	\$	\$
OHIO	COUNTY	\$	\$25	\$	\$	\$	\$	\$881	\$3,608
PORTER	COUNTY	\$	\$625	\$	\$	\$	\$	\$542	\$
POSEY	COUNTY	\$	\$2,929	\$	\$	\$	\$	\$	\$
								\$1,774	\$2,804

County Court Expenditures

<u>COUNTY</u>	<u>COURT</u>	<u>Witness Fees</u>	<u>Other Personal Services</u>	<u>Total Personal Services</u>	<u>Freight & Express</u>	<u>Postage</u>	<u>Traveling Expenses</u>	<u>Telephone & Telegraph</u>	<u>Other Communication & Transportation</u>
KOSCIUSKO	COUNTY	\$	\$	\$27,348	\$	\$598	\$	\$1,466	\$
LAGRANGE	COUNTY	\$	\$	\$10,856	\$	\$156	\$	\$134	\$
LAKE	COUNTY 1	\$	\$	\$99,257	\$	\$546	\$1,959	\$	\$
LAKE	COUNTY 2	\$	\$	\$155,133	\$28	\$	\$4,694	\$549	\$
LAKE	COUNTY 3	\$469	\$1,982 ¹³⁻¹⁴⁻²¹	\$160,946	\$	\$	\$6,000	\$	\$
LAPORTE	COUNTY LP	\$	\$	\$57,055	\$	\$1,476	\$313	\$	\$
LAPORTE	COUNTY MC	\$	\$	\$59,592	\$	\$1,275	\$362	\$1,619	\$
LAWRENCE	COUNTY	\$	\$	\$28,900	\$	\$1,500	\$	\$800	\$
MADISON	COUNTY	\$	\$	\$88,504	\$	\$320	\$2,671	\$2,337	\$
MARSHALL	COUNTY	\$103	\$	\$18,874	\$	\$484	\$	\$	\$
MARTIN	COUNTY	\$	\$	\$5,846	\$	\$	\$	\$	\$
MONTGOMERY	COUNTY	\$	\$	\$30,216	\$	\$806	\$	\$1,000	\$
MORGAN	COUNTY	\$	\$375 ¹³	\$38,087	\$	\$975	\$121	\$184	\$
NEWTON	CIR S/C	\$	\$18,081 ⁶	\$32,281	\$	\$754	\$924	\$	\$
NOBLE	COUNTY	\$	\$	\$19,029	\$	\$	\$20	\$988	\$
OHIO	COUNTY	\$	\$	\$6,577	\$	\$100	\$	\$306	\$
PORTER	COUNTY	\$	\$50 ¹¹	\$22,575	\$	\$149	\$	\$2,318	\$
POSEY	COUNTY	\$	\$145 ¹³	\$25,097	\$	\$	\$26	\$	\$

County Court Expenditures

<u>COUNTY</u>	<u>COURT</u>	Utilities (Elect., Gas, Water & Sewage)	Printing, Other than Office Sup- plies	Publication of Legal Notices	Other Print- ing & Advtg. Costs	Buildings & Structures	Equipment	Rebinding Records	Other Costs for Repairs
KOSCIUSKO	COUNTY	\$	\$250	\$	\$	\$	\$402	\$	\$
LAGRANGE	COUNTY	\$	\$	\$	\$	\$	\$64	\$	\$
LAKE	COUNTY 1	\$	\$284	\$	\$	\$	\$55	\$	\$
LAKE	COUNTY 2	\$	\$1,186	\$	\$	\$	\$	\$	\$
LAKE	COUNTY 3	\$	\$844	\$	\$	\$	\$354	\$	\$
LAPORTE	COUNTY LP	\$	\$830	\$	\$	\$	\$83	\$	\$
LAPORTE	COUNTY MC	\$2,233	\$	\$	\$	\$	\$	\$	\$
LAWRENCE	COUNTY	\$	\$	\$	\$	\$	\$250	\$	\$
MADISON	COUNTY	\$	\$1,410	\$	\$	\$	\$374	\$	\$
MARSHALL	COUNTY	\$	\$	\$	\$63 ³²	\$	\$60	\$	\$
MARTIN	COUNTY	\$	\$893	\$	\$	\$	\$	\$	\$
MONTGOMERY	COUNTY	\$	\$70	\$	\$	\$	\$406	\$	\$
MORGAN	COUNTY	\$	\$997	\$	\$	\$	\$	\$	\$
NEWTON	CIR S/C	\$	\$58	\$	\$	\$	\$	\$	\$
NOBLE	COUNTY	\$	\$199	\$	\$	\$	\$367	\$	\$
OHIO	COUNTY	\$	\$	\$	\$	\$	\$56	\$	\$
PORTER	COUNTY	\$	\$	\$	\$	\$	\$222	\$	\$
POSEY	COUNTY	\$	\$62	\$	\$	\$	\$205	\$	\$

County Court Expenditures

<u>COUNTY</u>	<u>COURT</u>	<u>Legal Services</u>	<u>Laundry & Cleaning Services</u>	<u>Other Contractual Services</u>	<u>Total Contractual Services</u>	<u>Office Supplies</u>	<u>Other Supplies</u>	<u>Total Supplies</u>	<u>Official Bonds & Insurance</u>
KOSCIUSKO	COUNTY	\$	\$	\$	\$2,716	\$937	\$92	\$1,029	\$20
LAGRANGE	COUNTY	\$	\$	\$	\$354	\$201	\$	\$201	\$
LAKE	COUNTY 1	\$	\$	\$	\$2,844	\$1,638	\$	\$1,638	\$
LAKE	COUNTY 2	\$	\$	\$2,133 ¹⁵	\$8,590	\$3,816	\$	\$3,816	\$
LAKE	COUNTY 3	\$	\$	\$3,466 ¹⁵	\$10,664	\$3,997	\$	\$3,997	\$
LAPORTE	COUNTY LP	\$	\$	\$	\$2,702	\$1,849	\$28	\$1,877	\$
LAPORTE	COUNTY MC	\$	\$	\$	\$5,489	\$1,721	\$84	\$1,805	\$
LAWRENCE	COUNTY	\$	\$	\$	\$2,550	\$	\$1,000	\$1,000	\$
MADISON	COUNTY	\$	\$	\$	\$7,112	\$727	\$	\$727	\$
MARSHALL	COUNTY	\$	\$	\$	\$607	\$1,203	\$	\$1,203	\$
MARTIN	COUNTY	\$	\$	\$	\$893	\$60	\$	\$60	\$
MONTGOMERY	COUNTY	\$	\$	\$	\$2,282	\$976	\$850	\$1,826	\$
MORGAN	COUNTY	\$	\$	\$1,265 ¹⁵⁻¹⁸	\$3,542	\$1,744	\$	\$1,744	\$
NEWTON	CIR S/C	\$	\$	\$	\$1,736	\$273	\$507	\$780	\$
NOBLE	COUNTY	\$	\$	\$	\$1,574	\$2,285	\$	\$2,285	\$
OHIO	COUNTY	\$	\$	\$985 ¹⁶	\$1,447	\$157	\$	\$157	\$
PORTER	COUNTY	\$	\$	\$	\$2,689	\$705	\$	\$705	\$
POSEY	COUNTY	\$	\$	\$	\$293	\$686	\$	\$686	\$

County Court Expenditures

<u>COUNTY</u>	<u>COURT</u>	Rents	Dues & Subscriptions	Return of Fugitives	Lodging & Meals of Jurors	Other Current Charges	Total Current Charges	Furniture & Fixtures	Office Machines (Recorders, Typewriters, etc.)
KOSCIUSKO	COUNTY	\$	\$	\$	\$38	\$	\$58	\$748	\$
LAGRANGE	COUNTY	\$	\$	\$	\$	\$	\$	\$	\$698
LAKE	COUNTY 1	\$	\$100	\$	\$	\$	\$100	\$10,830	\$
LAKE	COUNTY 2	\$	\$	\$	\$	\$	\$	\$9,003	\$1,582
LAKE	COUNTY 3	\$	\$100	\$	\$13	\$	\$113	\$908	\$2,416
LAPORTE	COUNTY LP	\$189	\$	\$	\$	\$	\$189	\$277	\$180
LAPORTE	COUNTY MC	\$	\$	\$1,573	\$	\$	\$1,573	\$1,905	\$
LAWRENCE	COUNTY	\$	\$	\$	\$500	\$	\$500	\$300	\$150
MADISON	COUNTY	\$525	\$	\$	\$	\$	\$525	\$109	\$
MARSHALL	COUNTY	\$	\$	\$	\$	\$	\$	\$369	\$
MARTIN	COUNTY	\$	\$	\$	\$	\$	\$	\$	\$
MONTGOMERY	COUNTY	\$	\$70	\$	\$448	\$100 ³³	\$618	\$500	\$500
MORGAN	COUNTY	\$	\$	\$	\$350	\$	\$350	\$1,575	\$774
NEWTON	CIR S/C	\$	\$	\$	\$	\$244 ⁷	\$244	\$40	\$332
NOBLE	COUNTY	\$	\$	\$	\$138	\$	\$138	\$81	\$
OHIO	COUNTY	\$	\$	\$	\$47	\$	\$47	\$126	\$
PORTER	COUNTY	\$2,123	\$50	\$	\$	\$	\$2,173	\$1,353	\$
POSEY	COUNTY	\$	\$	\$	\$	\$	\$	\$1,883	\$554

County Court Expenditures

<u>COUNTY</u>	<u>COURT</u>	<u>Other Equipment</u>	<u>Law Books</u>	<u>Other Properties</u>	<u>Total Properties</u>	<u>TOTAL</u>
KOSCIUSKO	COUNTY	\$774 ⁷	\$192	\$	\$1,714	\$32,865
LAGRANGE	COUNTY	\$	\$190	\$336 ³⁷	\$1,224	\$12,635
LAKE	COUNTY 1	\$	\$1,000	\$	\$11,830	\$115,669
LAKE	COUNTY 2	\$	\$293	\$	\$10,878	\$178,417
LAKE	COUNTY 3	\$720 ³⁴	\$497	\$	\$4,541	\$180,261
LAPORTE	COUNTY LP	\$	\$724	\$	\$1,181	\$63,004
LAPORTE	COUNTY MC	\$	\$935	\$	\$2,840	\$71,299
LAWRENCE	COUNTY	\$	\$200	\$	\$650	\$33,600
MADISON	COUNTY	\$409 ⁷	\$369	\$	\$887	\$97,755
MARSHALL	COUNTY	\$	\$1,949	\$	\$2,318	\$23,002
MARTIN	COUNTY	\$	\$	\$	\$	\$6,799
MONTGOMERY	COUNTY	\$	\$98	\$	\$1,098	\$36,040
MORGAN	COUNTY	\$	\$1,986	\$	\$4,335	\$48,058
NEWTON	CIR S/C	\$	\$	\$	\$372	\$35,413
NOBLE	COUNTY	\$	\$147	\$	\$228	\$23,254
OHIO	COUNTY	\$	\$	\$	\$126	\$8,354
PORTER	COUNTY	\$	\$526	\$	\$1,879	\$30,021
POSEY	COUNTY	\$853 ²⁵	\$2,937	\$400 ³⁷	\$6,627	\$32,703

County Court Expenditures

<u>COUNTY</u>	<u>COURT</u>	Judge(s) - Part Paid by County	Court Commis- sioner(s)	Court Reporter(s)	Court Bailliff(s)	Probation Officer(s) & Staff	Jury Commis- sioners	Other Salaries & Wages	Other Salaries & Wages
PULASKI	COUNTY	\$1,375	\$	\$3,125	\$	\$	\$	\$	\$
PUTNAM	COUNTY	\$2,750	\$	\$6,346	\$5,665	\$	\$	\$	\$
RANDOLPH	COUNTY	\$2,750	\$	\$6,595	\$	\$	\$	\$	\$
RUSH	COUNTY	\$5,500	\$	\$6,300	\$4,000	\$	\$	\$	\$
SHELBY	COUNTY	\$5,500	\$	\$8,183	\$7,602	\$	\$	\$1,547 ⁴	\$
SPENCER	CIR S/C	\$2,808 ³¹	\$	\$	\$	\$	\$	\$	\$
STEBEN	COUNTY	\$2,750	\$	\$6,825	\$	\$220	\$	\$	\$
SULLIVAN	COUNTY	\$2,750	\$	\$6,200	\$5,600	\$600	\$40	\$	\$
SWITZERLAND	COUNTY	\$2,750	\$	\$4,800	\$2,650	\$	\$150	\$	\$
TIPPECANOE	COUNTY	\$5,940	\$	\$9,200	\$6,300	\$	\$	\$1,017 ³⁰	\$
WABASH	COUNTY	\$5,500	\$	\$6,800	\$5,400	\$	\$	\$81 ³⁰	\$
WAYNE	COUNTY	\$5,500	\$	\$7,000	\$	\$	\$	\$8,200 ³⁵	\$
WELLS	COUNTY	\$5,500	\$	\$7,200	\$5,900	\$1,700	\$	\$	\$
WHITE	COUNTY	\$2,750	\$	\$8,560	\$6,000	\$	\$	\$3,240 ⁴⁻²⁰	\$
WHITLEY	COUNTY	\$2,750	\$	\$3,992	\$3,198	\$	\$	\$	\$

County Court Expenditures

<u>COUNTY</u>	<u>COURT</u>	Other Officers & Employees	Per Diem of Special Judges	Per Diem of Judges- Venued Cases	Per Diem-Ct. Reporters- Venued Cases	Per Diem- Bailliffs- Venued Cases	Per Diem of Grand Jurors	Per Diem of Petit Jurors	Compensa- tion of Pau- per Attorneys & Staff
PULASKI	COUNTY	\$	\$	\$	\$	\$	\$	\$	\$1,360
PUTNAM	COUNTY	\$	\$99	\$	\$	\$	\$	\$936	\$250
RANDOLPH	COUNTY	\$53 ⁴	\$387	\$	\$	\$	\$	\$	\$290
RUSH	COUNTY	\$	\$423	\$	\$	\$	\$141	\$	\$2,061
SHELBY	COUNTY	\$	\$4,517	\$	\$	\$	\$	\$	\$4,215
SPENCER	CIR S/C	\$5,750 ³	\$	\$	\$	\$	\$	\$	\$
STEBEN	COUNTY	\$	\$809	\$	\$	\$	\$	\$	\$385
SULLIVAN	COUNTY	\$	\$488	\$	\$	\$	\$	\$1,140	\$
SWITZERLAND	COUNTY	\$	\$408	\$	\$	\$	\$	\$575	\$124
TIPPECANOE	COUNTY	\$	\$1,500	\$	\$	\$	\$	\$1,654	\$
WABASH	COUNTY	\$	\$907	\$	\$	\$	\$	\$208	\$4,000
WAYNE	COUNTY	\$2,208 ²	\$125	\$	\$	\$	\$	\$	\$478
WELLS	COUNTY	\$	\$	\$	\$	\$	\$	\$	\$473
WHITE	COUNTY	\$	\$275	\$	\$	\$	\$	\$179	\$2,920
WHITLEY	COUNTY	\$	\$	\$	\$	\$	\$	\$161	\$508

County Court Expenditures

<u>COUNTY</u>	<u>COURT</u>	<u>Witness Fees</u>	<u>Other Personal Services</u>	<u>Total Personal Services</u>	<u>Freight & Express</u>	<u>Postage</u>	<u>Traveling Expenses</u>	<u>Telephone & Telegraph</u>	<u>Other Communication & Transportation</u>
PULASKI	COUNTY	\$	\$	\$5,860	\$	\$26	\$219	\$73	\$
PUTNAM	COUNTY	\$35	\$	\$16,081	\$	\$974	\$	\$	\$
RANDOLPH	COUNTY	\$	\$	\$10,075	\$	\$190	\$40	\$709	\$
RUSH	COUNTY	\$	\$327 ⁸	\$18,752	\$	\$117	\$	\$245	\$
SHELBY	COUNTY	\$	\$1,107 ²⁶	\$32,671	\$	\$1,429	\$	\$	\$
SPENCER	CIR S/C	\$	\$	\$8,558	\$100	\$515	\$	\$289	\$
STEBEN	COUNTY	\$	\$	\$10,989	\$	\$338	\$	\$543	\$
SULLIVAN	COUNTY	\$	\$119 ⁹	\$16,937	\$	\$145	\$	\$	\$
SWITZERLAND	COUNTY	\$	\$	\$11,457	\$	\$65	\$	\$353	\$
TIPPECANOE	COUNTY	\$	\$	\$25,611	\$	\$91	\$	\$903	\$
WABASH	COUNTY	\$	\$	\$22,896	\$	\$	\$	\$	\$
WAYNE	COUNTY	\$	\$	\$23,511	\$	\$	\$8	\$864	\$
WELLS	COUNTY	\$	\$	\$20,773	\$	\$66	\$	\$	\$317 ¹⁵
WHITE	COUNTY	\$	\$2,063 ¹²	\$25,987	\$	\$59	\$	\$1,183	\$
WHITLEY	COUNTY	\$	\$	\$10,609	\$	\$	\$	\$745	\$

County Court Expenditures

<u>COUNTY</u>	<u>COURT</u>	Utilities (Elect., Gas, Water & Sewage)	Printing, Other than Office Sup- plies	Publication of Legal Notices	Other Print- ing & Advtg. Costs	Buildings & Structures	Equipment	Rebinding Records	Other Costs for Repairs
PULASKI	COUNTY	\$	\$222	\$	\$	\$	\$	\$	\$
PUTNAM	COUNTY	\$	\$	\$	\$	\$	\$676	\$	\$
RANDOLPH	COUNTY	\$	\$	\$	\$	\$	\$360	\$	\$
RUSH	COUNTY	\$	\$	\$	\$	\$	\$92	\$	\$
SHELBY	COUNTY	\$	\$	\$	\$	\$	\$89	\$	\$
SPENCER	CIR S/C	\$	\$1,380	\$	\$	\$	\$	\$	\$
STEUBEN	COUNTY	\$	\$	\$	\$	\$	\$	\$	\$
SULLIVAN	COUNTY	\$	\$	\$	\$	\$	\$349	\$	\$
SWITZERLAND	COUNTY	\$	\$	\$	\$	\$	\$394	\$	\$
TIPPECANOE	COUNTY	\$	\$1,317	\$	\$	\$	\$160	\$	\$
WABASH	COUNTY	\$	\$	\$	\$	\$	\$318	\$	\$
WAYNE	COUNTY	\$	\$529	\$	\$	\$	\$147	\$	\$
WELLS	COUNTY	\$	\$152	\$	\$	\$	\$	\$	\$
WHITE	COUNTY	\$	\$648	\$	\$	\$	\$185	\$	\$
WHITLEY	COUNTY	\$	\$253	\$	\$	\$	\$281	\$	\$

County Court Expenditures

<u>COUNTY</u>	<u>COURT</u>	<u>Legal Services</u>	<u>Laundry & Cleaning Services</u>	<u>Other Contractual Services</u>	<u>Total Contractual Services</u>	<u>Office Supplies</u>	<u>Other Supplies</u>	<u>Total Supplies</u>	<u>Official Bonds & Insurance</u>
PULASKI	COUNTY	\$	\$	\$	\$540	\$508	\$	\$508	\$
PUTNAM	COUNTY	\$	\$	\$	\$1,650	\$1,328	\$	\$1,328	\$
RANDOLPH	COUNTY	\$	\$225	\$	\$1,524	\$489	\$	\$489	\$
RUSH	COUNTY	\$	\$	\$	\$454	\$707	\$	\$707	\$
SHELBY	COUNTY	\$	\$	\$	\$1,518	\$1,145	\$	\$1,145	\$
SPENCER	CIR S/C	\$	\$	\$	\$2,284	\$422	\$	\$422	\$
STEBEN	COUNTY	\$	\$	\$	\$881	\$233	\$353	\$586	\$
SULLIVAN	COUNTY	\$	\$	\$	\$494	\$607	\$	\$607	\$
SWITZERLAND	COUNTY	\$	\$	\$	\$812	\$291	\$	\$291	\$
TIPPECANOE	COUNTY	\$20	\$	\$	\$2,491	\$697	\$538	\$1,235	\$
WABASH	COUNTY	\$	\$	\$	\$318	\$678	\$	\$678	\$
WAYNE	COUNTY	\$	\$	\$	\$1,548	\$859	\$	\$859	\$
WELLS	COUNTY	\$	\$	\$	\$535	\$256	\$	\$256	\$
WHITE	COUNTY	\$	\$	\$	\$2,075	\$440	\$	\$440	\$
WHITLEY	COUNTY	\$	\$	\$	\$1,279	\$	\$	\$	\$

County Court Expenditures

<u>COUNTY</u>	<u>COURT</u>	Rents	Dues & Subscriptions	Return of Fugitives	Lodging & Meals of Jurors	Other Current Charges	Total Current Charges	Furniture & Fixtures	Office Machines (Records, Typewriters, etc.)
PULASKI	COUNTY	\$	\$	\$	\$	\$	\$	\$	\$750
PUTNAM	COUNTY	\$	\$	\$	\$31	\$	\$31	\$684	\$16
RANDOLPH	COUNTY	\$	\$	\$	\$	\$	\$	\$	\$
RUSH	COUNTY	\$	\$	\$	\$	\$	\$	\$1,033	\$
SHELBY	COUNTY	\$	\$	\$	\$	\$	\$	\$24	\$
SPENCER	CIR S/C	\$	\$	\$	\$	\$	\$	\$565	\$
STEBEN	COUNTY	\$	\$	\$	\$	\$	\$	\$	\$
SULLIVAN	COUNTY	\$	\$	\$	\$79	\$	\$79	\$	\$
SWITZERLAND	COUNTY	\$	\$	\$	\$48	\$	\$48	\$37	\$
TIPPECANOE	COUNTY	\$	\$	\$	\$136	\$	\$136	\$1,127	\$3,501
WABASH	COUNTY	\$	\$	\$	\$34	\$	\$34	\$211	\$
WAYNE	COUNTY	\$2,942	\$95	\$	\$	\$	\$3,037	\$3,885	\$
WELLS	COUNTY	\$2,400	\$	\$	\$	\$	\$2,400	\$178	\$
WHITE	COUNTY	\$	\$100	\$	\$17	\$	\$117	\$437	\$926
WHITLEY	COUNTY	\$	\$	\$	\$	\$	\$	\$	\$

County Court Expenditures

<u>COUNTY</u>	<u>COURT</u>	<u>Other Equipment</u>	<u>Law Books</u>	<u>Other Properties</u>	<u>Total Properties</u>	<u>TOTAL</u>
PULASKI	COUNTY	\$	\$	\$	\$750	\$7,658
PUTNAM	COUNTY	\$	\$317	\$	\$1,017	\$20,107
RANDOLPH	COUNTY	\$	\$65	\$	\$65	\$12,153
RUSH	COUNTY	\$	\$	\$	\$1,033	\$20,946
SHELBY	COUNTY	\$	\$323	\$245 ⁷	\$592	\$35,926
SPENCER	CIR S/C	\$	\$	\$	\$565	\$11,829
STEUBEN	COUNTY	\$	\$190	\$	\$190	\$12,646
SULLIVAN	COUNTY	\$	\$78	\$	\$78	\$18,195
SWITZERLAND	COUNTY	\$	\$	\$	\$37	\$12,645
TIPPECANOE	COUNTY	\$	\$476	\$	\$5,104	\$34,577
WABASH	COUNTY	\$	\$	\$	\$211	\$24,137
WAYNE	COUNTY	\$	\$992	\$	\$4,877	\$33,833
WELLS	COUNTY	\$	\$288	\$	\$466	\$24,429
WHITE	COUNTY	\$	\$4,000	\$	\$5,363	\$33,982
WHITLEY	COUNTY	\$	\$	\$	\$	\$11,888

FOOTNOTES - COUNTY COURT EXPENDITURES


- 1) WIN Program.
- 2) Extra help.
- 3) Traffic Clerk.
- 4) Secretary. (Often fulfills other functions such as Court Reporter.)
- 5) Janitor.
- 6) Clerk.
- 7) Other.
- 8) Vacation or Temporary Replacements.
- 9) Special Reporter.
- 10) Special Bailiff.
- 11) Psychiatric and Medical Services.
- 12) Pro Tempore.
- 13) Pauper Transcripts.
- 14) Appeal Expenses.
- 15) Maintenance and Service Contracts for Equipment.
- 16) Copying (Rental, Maintenance, Expenses).
- 17) Return of Prisoners.
- 18) Matching Funds.
- 19) Mileage.
- 20) Court Administrator.
- 21) Deposition Fees.
- 22) Mental Health.
- 23) Window Coverings.
- 24) Unified Probation.
- 25) Recording Equipment.
- 26) Public Defender.
- 27) Court Commissioner.
- 28) Court Reporting.
- 29) Coordinator.
- 30) Part-time Help.
- 31) Referee.
- 32) Newspaper.
- 33) Probation Officer Expense.
- 34) Motor Vehicles.
- 35) Traffic and Criminal Court Supervisor.
- 36) Judge's Travel.
- 37) Tapes.

Municipal Court Expenditures

<u>COUNTY</u>	<u>COURT</u>	Judge(s)- Part Paid by County	Court Commis- sioner(s)	Court Reporter(s)	Court Bailliff(s)	Probation Officer(s) & Staff	Jury Commis- sioners	Other Salaries & Wages	Other Salaries & Wages
MARION	MUNICIPAL	\$83,066	\$	\$151,231	\$325,606	\$177,607	\$	\$6,644 ¹	\$23,736 ²

1) Secretaries

2) Legal Research & Defense (Public Defender)



Municipal Court Expenditures

<u>COUNTY</u>	<u>COURT</u>	Other Officers & Employees	Per Diem of Special Judges	Per Diem of Judges- Venued Cases	Per Diem-Ct. Reporters- Venued Cases	Per Diem- Bailliffs- Venued Cases	Per Diem of Grand Jurors	Per Diem of Petit Jurors	Compensation of Pauper Attorneys & Staff
MARION	MUNICIPAL	\$538,491 ³	\$50	\$	\$	\$	\$	\$40,524	\$

3) Pre-Trial Services	\$129,628
Court Services	165,685
Court Operations	58,556
Administration	88,818
Educational Programs	25,892
Mental Health	8,840
Alcohol Rehabilitation Program	55,903
Temporary Salaries	5,169
	<u>\$538,491</u>

Municipal Court Expenditures

<u>COUNTY</u>	<u>COURT</u>	<u>Witness Fees</u>	<u>Other Personal Services</u>	<u>Total Personal Services</u>	<u>Freight & Express</u>	<u>Postage</u>	<u>Traveling Expenses</u>	<u>Telephone & Telegraph</u>	<u>Other Communication & Transportation</u>
MARION	MUNICIPAL	\$	\$14,591 ⁴	\$1,361,486	\$	\$10,157	\$6,231	\$6,718	\$

4) Interpreters	\$ 438
Pauper Transcripts	68
Special Bailiff - Court Reporter	485
Pro-Tempore Judges	13,600
	<u>\$14,591</u>

<u>COUNTY</u>	<u>COURT</u>	
MARION	MUNICIPAL	Utilities (Elect., Gas, Water & Sewage)
		\$5,806
		\$ Printing, Other than Office Sup- plies
		\$ Publication of Legal Notices
		\$3,802 ⁵ Other Print- ing & Advtg. Costs
		\$1,864 Buildings & Structures
		\$5,928 Equipment
		\$ Rebinding Records
		\$32,498 ⁶ Other Costs For Repairs

Municipal Court Expenditures

- 5) Instruction
- 6) Remodeling

Municipal Court Expenditures

<u>COUNTY</u>	<u>COURT</u>	<u>Legal Services</u>	<u>Laundry & Cleaning Services</u>	<u>Other Contractual Services</u>	<u>Total Contractual Services</u>	<u>Office Supplies</u>	<u>Other Supplies</u>	<u>Total Supplies</u>	<u>Official Bonds & Insurance</u>
MARION	MUNICIPAL	\$	\$	\$342,582 ⁷	\$415,586	\$32,101	\$43,610	\$75,711	\$223

7) Hard Match	\$ 12,416
CDP Charges and Term	300,000
Contractual Medical	18,439
Work Study/Contractual Help	10,006
Overflow Services	1,004
Trash and Miscellaneous	717
	<u>\$342,582</u>

<u>COUNTY</u>	<u>COURT</u>					
MARION	MUNICIPAL	Rents	\$48,109			
		Dues & Subscriptions	\$628			
		Return of Fugitives	\$			
		Lodging & Meals of Jurors	\$6,324			
		Other Current Charges	\$			
		Total Current Charges	\$55,284			
		Furniture & Fixtures	\$1,729			
		Office Machines (Recorders, Typewriters, etc.)	\$1,662			

Municipal Court Expenditures

Municipal Court Expenditures

<u>COUNTY</u>	<u>COURT</u>	<u>Other Equipment</u>	<u>Law Books</u>	<u>Other Properties</u>	<u>Total Properties</u>	<u>TOTAL</u>
MARION	MUNICIPAL	\$7,280 ⁸	\$140	\$914 ⁹	\$11,725	\$1,919,792

8) Recording Equipment

9) Institutional Equipment

CONTINUED

4 OF 6

1977 Revenues Generated Through Operation of Indiana Trial Courts

Type of Revenue	To State Fund	To County Fund	To Municipal Fund
Court Costs		\$ 1,465,409	
State Docket Fee	\$ 1,534,473		
County Docket Fee		\$ 1,576,561	
Judicial Fee	\$ 1,885,429		
County Court Judicial Fee	\$ 228,418		
Service of Process Fees		\$ 745,049	
Jury Fees		\$ 4,831	
Support Fees		\$ 322,181	
Fines	\$ 5,159,616		
Fines for Local Violations			\$ 2,146
Prosecuting Attorney's Fees (State's Portion)	\$ 3,319,706		
Prosecuting Attorney's Fees (County's Portion)		\$ 949,948	
B.M.V. Fee	\$ 655,461		
Other	\$ 187,261	\$ 512,089	\$994,449
Sub-Totals	\$12,970,364	\$ 5,576,068	\$996,595
Total Generated by Trial Courts			\$19,543,027

Summary of Trial Court Revenues

<u>COUNTY</u>		Total Revenues For State Funds	Total Revenues For County Funds	Total Revenues For City Funds	Total Revenues Generated
ADAMS	TOTAL	\$23,214	\$17,831	\$	\$41,045
ALLEN	TOTAL	\$1,216,712	\$390,771	\$	\$1,607,483
BARTHOLOMEW	TOTAL	\$104,944	\$69,004	\$	\$173,948
BENTON	TOTAL	\$39,301	\$18,234	\$	\$57,535
BLACKFORD	TOTAL	\$3,708	\$12,910	\$	\$16,618
BOONE	TOTAL	\$36,858	\$29,047	\$	\$65,905
BROWN	TOTAL	\$37,856	\$14,819	\$	\$52,675
CARROLL	TOTAL	\$27,675	\$19,098	\$	\$46,773
CASS	TOTAL	\$58,439	\$41,362	\$	\$99,801
CLARK	TOTAL	\$206,229	\$96,660	\$	\$302,889
CLAY	TOTAL	\$45,418	\$22,911	\$	\$68,329
CLINTON	TOTAL	\$42,572	\$31,256	\$	\$73,828
CRAWFORD	TOTAL	\$31,352	\$12,565	\$	\$43,917
DAVISS	TOTAL	\$52,072	\$24,025	\$	\$76,097
DEARBORN	TOTAL	\$62,202	\$30,869	\$	\$93,071
DECATUR	TOTAL	\$103,201	\$33,383	\$42	\$136,626
DEKALB	TOTAL	\$38,124	\$35,201	\$	\$73,325
DELAWARE	TOTAL	\$71,323	\$95,305	\$	\$166,628

Summary of Trial Court Revenues

<u>COUNTY</u>		Total Revenues For State Funds	Total Revenues For County Funds	Total Revenues For City Funds	Total Revenues Generated
DUBOIS	TOTAL	\$76,424	\$30,012	\$	\$106,436
ELKHART	TOTAL	\$200,419	\$113,403	\$6	\$313,828
FAYETTE	TOTAL	\$102,956	\$31,647	\$	\$134,603
FLOYD	TOTAL	\$114,004	\$34,953	\$	\$148,957
FOUNTAIN	TOTAL	\$18,865	\$16,389	\$	\$35,254
FRANKLIN	TOTAL	\$28,989	\$16,937	\$	\$45,926
FULTON	TOTAL	\$44,593	\$23,471	\$55	\$68,119
GIBSON	TOTAL	\$96,109	\$40,467	\$	\$136,576
GRANT	TOTAL	\$91,721	\$64,526	\$186	\$156,433
GREENE	TOTAL	\$82,999	\$31,112	\$	\$114,111
HAMILTON	TOTAL	\$120,725	\$71,926	\$	\$192,651
HANCOCK	TOTAL	\$141,013	\$49,921	\$40	\$190,974
HARRISON	TOTAL	\$58,314	\$22,245	\$	\$80,559
HENDRICKS	TOTAL	\$155,414	\$60,507	\$	\$215,921
HENRY	TOTAL	\$60,498	\$51,702	\$5	\$112,205
HOWARD	TOTAL	\$71,573	\$93,754	\$	\$165,327
HUNTINGTON	TOTAL	\$222,019	\$50,380	\$130	\$272,529
JACKSON	TOTAL	\$455,611	\$68,308	\$	\$523,919

Summary of Trial Court Revenues

<u>COUNTY</u>		Total Revenues For State Funds	Total Revenues For County Funds	Total Revenues For City Funds	Total Revenues Generated
JASPER	TOTAL	\$71,856	\$30,111	\$	\$101,967
JAY	TOTAL	\$28,927	\$20,406	\$	\$49,333
JEFFERSON	TOTAL	\$64,132	\$25,391	\$	\$89,523
JENNINGS	TOTAL	\$15,223	\$10,527	\$	\$25,750
JOHNSON	TOTAL	\$79,689	\$69,461	\$	\$149,150
KNOX	TOTAL	\$85,775	\$60,746	\$	\$146,521
KOSCIUSKO	TOTAL	\$221,907	\$69,567	\$5	\$291,479
LAGRANGE	TOTAL	\$137,261	\$37,724	\$	\$174,985
LAKE	TOTAL	\$813,682	\$390,869	\$440	\$1,204,991
LAPORTE	TOTAL	\$379,431	\$147,497	\$	\$526,928
LAWRENCE	TOTAL	\$159,879	\$53,189	\$125	\$213,193
MADISON	TOTAL	\$118,424	\$122,243	\$	\$240,667
MARION	TOTAL	\$2,590,680	\$844,982	\$993,298	\$4,428,960
MARSHALL	TOTAL	\$31,866	\$24,919	\$	\$56,785
MARTIN	TOTAL	\$28,648	\$11,618	\$	\$40,266
MIAMI	TOTAL	\$48,853	\$30,580	\$	\$79,433
MONROE	TOTAL	\$166,519	\$117,758	\$	\$284,277
MONTGOMERY	TOTAL	\$128,919	\$46,919	\$579	\$176,417

Summary of Trial Court Revenues

COUNTY		Total Revenues For State Funds	Total Revenues For County Funds	Total Revenues For City Funds	Total Revenues Generated
MORGAN	TOTAL	\$120,078	\$52,356	\$	\$172,434
NEWTON	TOTAL	\$82,569	\$28,104	\$	\$110,673
NOBLE	TOTAL	\$54,532	\$22,055	\$	\$76,587
OHIO	TOTAL	\$8,243	\$4,004	\$	\$12,247
ORANGE	TOTAL	\$6,276	\$15,604	\$	\$21,880
OWEN	TOTAL	\$53,533	\$20,206	\$110	\$73,849
PARKE	TOTAL	\$30,589	\$14,927	\$	\$45,516
PERRY	TOTAL	\$29,831	\$12,391	\$	\$42,222
PIKE	TOTAL	\$12,599	\$8,853	\$	\$21,452
PORTER	TOTAL	\$409,329	\$151,830	\$	\$561,159
POSEY	TOTAL	\$83,229	\$27,007	\$24	\$110,260
PULASKI	TOTAL	\$61,937	\$24,671	\$	\$86,608
PUTNAM	TOTAL	\$106,714	\$39,671	\$	\$146,384
RANDOLPH	TOTAL	\$20,223	\$21,432	\$	\$41,655
RIPLEY	TOTAL	\$5,205	\$9,605	\$	\$14,810
RUSH	TOTAL	\$40,383	\$20,627	\$	\$61,010
SCOTT	TOTAL	\$73,471	\$30,422	\$	\$103,893
SHELBY	TOTAL	\$146,244	\$49,713	\$10	\$195,967

Summary of Trial Court Revenues

COUNTY		Total Revenues For State Funds	Total Revenues For County Funds	Total Revenues For City Funds	Total Revenues Generated
SPENCER	TOTAL	\$88,527	\$23,701	\$	\$112,228
ST. JOSEPH	TOTAL	\$590,096	\$313,257	\$1,380	\$904,733
STARKE	TOTAL	\$8,893	\$12,800	\$	\$21,693
STEUBEN	TOTAL	\$93,644	\$29,513	\$	\$123,157
SULLIVAN	TOTAL	\$70,215	\$29,356	\$	\$99,571
SWITZERLAND	TOTAL	\$8,948	\$5,977	\$	\$14,925
TIPPECANOE	TOTAL	\$163,679	\$99,350	\$	\$263,029
TIPTON	TOTAL	\$5,869	\$8,440	\$	\$14,309
UNION	TOTAL	\$22,592	\$7,767	\$	\$30,359
VANDEBURGH	TOTAL	\$428,525	\$200,080	\$160	\$628,765
VERMILLION	TOTAL	\$28,128	\$13,636	\$	\$41,764
VIGO	TOTAL	\$91,801	\$79,615	\$	\$171,416
WABASH	TOTAL	\$24,340	\$18,444	\$	\$42,784
WARREN	TOTAL	\$46,700	\$13,290	\$	\$59,990
WARRICK	TOTAL	\$77,898	\$32,599	\$	\$110,497
WASHINGTON	TOTAL	\$9,808	\$6,109	\$	\$15,917
WAYNE	TOTAL	\$276,439	\$84,601	\$	\$361,040
WELLS	TOTAL	\$8,038	\$13,369	\$	\$21,407

Summary of Trial Court Revenues

<u>COUNTY</u>		Total Revenues For State Funds	Total Revenues For County Funds	Total Revenues For City Funds	Total Revenues Generated
WHITE	TOTAL	\$51,869	\$32,186	\$	\$84,055
WHITLEY	TOTAL	\$14,253	\$17,082	\$	\$31,335

Trial Court Revenues For The State

<u>COUNTY</u>	<u>COURT</u>	State Docket Fee	Judicial Fee	County Court Judicial Fee	Fines	Prosecutor's Fee (State Portion)	B.M.V. Fee	Other	Total Revenues For State Funds
ADAMS	CIR	\$1,071	\$3,054	\$	\$200	\$80	\$	\$20 ¹	\$4,425
ADAMS	COUNTY	\$2,776	\$	\$499	\$7,270	\$6,990	\$1,254	\$	\$18,789
ADAMS	TOTAL	\$	\$	\$	\$	\$	\$	\$	\$23,214
ALLEN	CIR & SUP	\$119,724	\$67,654	\$6,581	\$721,440	\$253,022	\$48,291	\$	\$1,216,712
ALLEN	SUP SC MD	\$89,290	\$18,184	\$6,581	\$703,746	\$250,078	\$48,291	\$	\$1,116,170
ALLEN	TOTAL	\$	\$	\$	\$	\$	\$	\$	\$1,216,712
BARTHOLOMEW	CIR	\$2,612	\$4,185	\$	\$4,465	\$249	\$	\$	\$11,511
BARTHOLOMEW	COUNTY	\$11,127	\$	\$2,558	\$33,383	\$28,357	\$5,499	\$215 ²	\$81,139
BARTHOLOMEW	SUP	\$4,764	\$7,530	\$	\$	\$	\$	\$	\$12,294
BARTHOLOMEW	TOTAL	\$	\$	\$	\$	\$	\$	\$	\$104,944
BENTON	CIR	\$6,901	\$2,095	\$1,151	\$8,539	\$16,338	\$3,165	\$1,112 ¹⁻²	\$39,301
BENTON	TOTAL	\$	\$	\$	\$	\$	\$	\$	\$39,301
BLACKFORD	CIR	\$1,318	\$2,334	\$	\$	\$56	\$	\$	\$3,708
BLACKFORD	TOTAL	\$	\$	\$	\$	\$	\$	\$	\$3,708
BOONE	CIR	\$1,493	\$1,951	\$	\$300	\$112	\$	\$	\$3,856
BOONE	COUNTY	\$2,923	\$386	\$607	\$9,785	\$8,022	\$1,521	\$	\$23,244
BOONE	SUP	\$2,753	\$4,972	\$	\$1,851	\$182	\$	\$	\$9,758

Trial Court Revenues For The State

<u>COUNTY</u>	<u>COURT</u>	State Docket Fee	Judicial Fee	County Court Judicial Fee	Fines	Prosecutor's Fee (State Portion)	B.M.V. Fee	Other	Total Revenues For State Funds
BOONE	TOTAL	\$	\$	\$	\$	\$	\$	\$	\$36,858
BROWN	CIR	\$7,090	\$3,000	\$1,032	\$10,718	\$13,585	\$1,311	\$1,120 ⁴⁻⁵	\$37,856
BROWN	TOTAL	\$	\$	\$	\$	\$	\$	\$	\$37,856
CARROLL	CIR	\$4,275	\$3,204	\$552	\$11,011	\$7,564	\$1,069	\$	\$27,675
CARROLL	TOTAL	\$	\$	\$	\$	\$	\$	\$	\$27,675
CASS	CIR	\$3,950	\$7,247	\$	\$1,125	\$98	\$	\$20 ¹	\$12,440
CASS	COUNTY	\$6,062	\$54	\$1,196	\$18,616	\$16,758	\$3,313	\$	\$45,999
CASS	TOTAL	\$	\$	\$	\$	\$	\$	\$	\$58,439
CLARK	CIR	\$2,135	\$772	\$	\$501	\$14	\$	\$	\$3,422
CLARK	COUNTY	\$27,527	\$2,513	\$5,642	\$53,291	\$79,212	\$16,016	\$190 ²	\$184,391
CLARK	SUP	\$8,057	\$10,359	\$	\$	\$	\$	\$	\$18,416
CLARK	TOTAL	\$	\$	\$	\$	\$	\$	\$	\$206,229
CLAY	CIR & COUNTY	\$8,791	\$4,838	\$1,447	\$14,396	\$13,833	\$2,047	\$66 ²	\$45,418
CLAY	TOTAL	\$	\$	\$	\$	\$	\$	\$	\$45,418
CLINTON	CIR	\$3,490	\$6,867	\$	\$1,514	\$563	\$	\$	\$12,434
CLINTON	COUNTY	\$2,702	\$	\$718	\$18,492	\$7,194	\$1,032	\$	\$30,138
CLINTON	TOTAL	\$	\$	\$	\$	\$	\$	\$	\$42,572

Trial Court Revenues For The State

COUNTY	COURT	State Docket Fee	Judicial Fee	County Court Judicial Fee	Fines	Prosecutor's Fee (State Portion)	B.M.V. Fee	Other	Total Revenues For State Funds
CRAWFORD	CIR	\$612	\$1,171	\$150	\$914	\$513	\$21	\$	\$3,381
CRAWFORD	COUNTY	\$4,611	\$	\$896	\$7,858	\$12,171	\$2,370	\$65	\$27,971
CRAWFORD	TOTAL	\$	\$	\$	\$	\$	\$	\$	\$31,352
DAVISS	CIR	\$2,330	\$4,766	\$	\$630	\$462	\$	\$	\$8,188
DAVISS	COUNTY	\$5,825	\$	\$1,165	\$17,659	\$16,310	\$2,925	\$	\$43,884
DAVISS	TOTAL	\$	\$	\$	\$	\$	\$	\$	\$52,072
DEARBORN	CIR	\$5,396	\$4,844	\$	\$	\$	\$	\$	\$10,240
DEARBORN	COUNTY	\$3,168	\$	\$826	\$37,404	\$8,912	\$1,652	\$	\$51,962
DEARBORN	TOTAL	\$	\$	\$	\$	\$	\$	\$	\$62,202
DECATUR	CIR	\$1,804	\$3,259	\$	\$4,015	\$105	\$	\$	\$9,183
DECATUR	COUNTY	\$14,210	\$	\$2,684	\$33,705	\$36,146	\$7,238	\$35 ²	\$94,018
DECATUR	TOTAL	\$	\$	\$	\$	\$	\$	\$	\$103,201
DEKALB	CL.	\$2,249	\$4,877	\$	\$835	\$98	\$	\$	\$8,059
DEKALB	SUP	\$4,981	\$418	\$1,735	\$11,486	\$11,445	\$	\$	\$30,065
DEKALB	TOTAL	\$	\$	\$	\$	\$	\$	\$	\$38,124
DELAWARE	CIR SUP CO	\$13,587	\$20,276	\$530	\$25,980	\$8,646	\$1,275	\$1,029 ¹⁻²	\$71,323
DELAWARE	TOTAL	\$	\$	\$	\$	\$	\$	\$	\$71,323

Trial Court Revenues For The State

<u>COUNTY</u>	<u>COURT</u>	State Docket Fee	Judicial Fee	County Court Judicial Fee	Fines	Prosecutor's Fee (State Portion)	B.M.V. Fee	Other	Total Revenues For State Funds
DUBOIS	CIR	\$1,742	\$4,725	\$	\$4,463	\$1,400	\$	\$	\$12,330
DUBOIS	COUNTY	\$9,371	\$	\$1,886	\$21,667	\$26,040	\$4,605	\$525 ²	\$64,094
DUBOIS	TOTAL	\$	\$	\$	\$	\$	\$	\$	\$76,424
ELKHART	CIR	\$2,580	\$5,790	\$	\$2,468	\$367	\$	\$	\$11,205
ELKHART	COUNTY GOS	\$19,535	\$	\$4,043	\$47,823	\$54,324	\$10,347	\$316 ²	\$136,388
ELKHART	SUP 1-2-CO	\$15,729	\$19,572	\$896	\$13,050	\$3,432	\$147	\$	\$52,826
ELKHART	TOTAL	\$	\$	\$	\$	\$	\$	\$	\$200,419
FAYETTE	CIR & CO	\$10,914	\$5,656	\$1,562	\$61,224	\$20,304	\$3,276	\$20	\$102,956
FAYETTE	TOTAL	\$	\$	\$	\$	\$	\$	\$	\$102,956
FLOYD	CIR & COUNTY	\$11,736	\$8,642	\$2,544	\$43,972	\$47,110	\$	\$	\$114,004
FLOYD	TOTAL	\$	\$	\$	\$	\$	\$	\$	\$114,004
FOUNTAIN	CIR	\$2,891	\$3,604	\$204	\$8,659	\$3,444	\$63	\$	\$18,865
FOUNTAIN	TOTAL	\$	\$	\$	\$	\$	\$	\$	\$18,865
FRANKLIN	CIR	\$4,126	\$3,880	\$556	\$9,132	\$9,975	\$1,320	\$	\$28,989
FRANKLIN	TOTAL	\$	\$	\$	\$	\$	\$	\$	\$28,989
FULTON	CIR	\$3,300	\$4,292	\$	\$6,533	\$4,522	\$672	\$50 ²	\$19,369
FULTON	COUNTY	\$3,277	\$9	\$656	\$10,290	\$9,156	\$1,836	\$	\$25,224

Trial Court Revenues For The State

<u>COUNTY</u>	<u>COURT</u>	State Docket Fee	Judicial Fee	County Court Judicial Fee	Fines	Prosecutor's Fee (State Portion)	B.M.V. Fee	Other	Total Revenues For State Funds
FULTON	TOTAL	\$	\$	\$	\$	\$	\$	\$	\$44,593
GIBSON	CIR & CO	\$15,101	\$6,089	\$2,382	\$32,184	\$33,852	\$6,501	\$	\$96,109
GIBSON	TOTAL	\$	\$	\$	\$	\$	\$	\$	\$96,109
GRANT	CIR	\$1,322	\$4,821	\$	\$3,975	\$254	\$	\$	\$10,372
GRANT	COUNTY	\$5,144	\$333	\$1,287	\$37,691	\$12,754	\$2,220	\$	\$59,429
GRANT	SUP 1	\$6,159	\$7,897	\$	\$1,250	\$105	\$	\$	\$15,411
GRANT	SUP 2	\$2,246	\$3,415	\$	\$696	\$122	\$	\$30 ¹	\$6,509
GRANT	TOTAL	\$	\$	\$	\$	\$	\$	\$	\$91,721
GREENE	CIR	\$2,761	\$5,834	\$	\$7,166	\$1,351	\$3	\$	\$17,115
GREENE	COUNTY	\$9,316	\$	\$2,027	\$24,866	\$25,102	\$4,428	\$145 ²	\$65,884
GREENE	TOTAL	\$	\$	\$	\$	\$	\$	\$	\$82,999
HAMILTON	CIR	\$3,032	\$4,575	\$	\$486	\$238	\$	\$	\$8,331
HAMILTON	COUNTY	\$532	\$684	\$3,459	\$44,149	\$39,176	\$7,714	\$	\$95,714
HAMILTON	SUP	\$5,928	\$8,261	\$	\$2,057	\$434	\$	\$	\$16,680
HAMILTON	TOTAL	\$	\$	\$	\$	\$	\$	\$	\$120,725
HANCOCK	CIR	\$3,087	\$4,665	\$	\$57	\$98	\$	\$	\$7,907
HANCOCK	COUNTY	\$16,298	\$279	\$3,214	\$49,514	\$44,912	\$8,709	\$255 ³	\$123,181

Trial Court Revenues For The State

<u>COUNTY</u>	<u>COURT</u>	State Docket Fee	Judicial Fee	County Court Judicial Fee	Fines	Prosecutor's Fee (State Portion)	B.M.V. Fee	Other	Total Revenues For State Funds
HANCOCK	SUP	\$3,094	\$5,305	\$	\$1,300	\$226	\$	\$	\$9,925
HANCOCK	TOTAL	\$	\$	\$	\$	\$	\$	\$	\$141,013
HARRISON	CIRCUIT	\$1,835	\$3,524	\$	\$371	\$84	\$3	\$	\$5,817
HARRISON	COUNTY	\$8,049	\$	\$1,701	\$16,342	\$22,302	\$4,008	\$95 ²	\$52,497
HARRISON	TOTAL	\$	\$	\$	\$	\$	\$	\$	\$58,314
HENDRICKS	CIR SUP CO	\$23,906	\$9,234	\$3,814	\$57,819	\$53,690	\$6,951	\$	\$155,414
HENDRICKS	TOTAL	\$	\$	\$	\$	\$	\$	\$	\$155,414
HENRY	CIR SUP	\$5,694	\$9,541	\$	\$3,807	\$308	\$	\$80 ¹	\$19,430
HENRY	COUNTY	\$5,712	\$	\$1,454	\$16,113	\$15,176	\$2,613	\$	\$41,068
HENRY	TOTAL	\$	\$	\$	\$	\$	\$	\$	\$60,498
HOWARD	CIR	\$3,000	\$6,513	\$	\$715	\$364	\$	\$10 ¹	\$10,602
HOWARD	COUNTY	\$3,508	\$	\$817	\$18,831	\$9,506	\$102	\$165 ²	\$32,929
HOWARD	SUP 1	\$5,051	\$6,913	\$	\$1,762	\$318	\$	\$	\$14,044
HOWARD	SUP 2	\$5,188	\$7,154	\$	\$1,257	\$399	\$	\$	\$13,998
HOWARD	TOTAL	\$	\$	\$	\$	\$	\$	\$	\$71,573
HUNTINGTON	CIR	\$2,593	\$4,861	\$	\$1,109	\$126	\$	\$30 ¹	\$8,719
HUNTINGTON	COUNTY	\$14,638	\$	\$3,157	\$146,598	\$40,698	\$8,129	\$80 ⁴	\$213,300

Trial Court Revenues For The State

<u>COUNTY</u>	<u>COURT</u>	State Docket Fee	Judicial Fee	County Court Judicial Fee	Fines	Prosecutor's Fee (State Portion)	B.M.V. Fee	Other	Total Revenues For State Funds
HUNTINGTON	TOTAL	\$	\$	\$	\$	\$	\$	\$	\$222,019
JACKSON	CIR	\$2,758	\$5,879	\$	\$14,414	\$812	\$	\$	\$23,863
JACKSON	COUNTY	\$33,527	\$	\$6,894	\$279,233	\$93,394	\$18,630	\$70 ³	\$431,748
JACKSON	TOTAL	\$	\$	\$	\$	\$	\$	\$	\$455,611
JASPER	CIR & COUNTY	\$12,904	\$6,143	\$1,918	\$22,091	\$24,381	\$4,334	\$85 ⁴	\$71,856
JASPER	TOTAL	\$	\$	\$	\$	\$	\$	\$	\$71,856
JAY	CIR	\$1,953	\$4,117	\$	\$1,050	\$67	\$	\$10 ¹	\$7,197
JAY	COUNTY	\$1,245	\$401	\$72	\$16,463	\$3,108	\$441	\$	\$21,730
JAY	TOTAL	\$	\$	\$	\$	\$	\$	\$	\$28,927
JEFFERSON	CIR & COUNTY	\$8,142	\$4,363	\$	\$36,399	\$15,228	\$	\$	\$64,132
JEFFERSON	TOTAL	\$	\$	\$	\$	\$	\$	\$	\$64,132
JENNINGS	CIRCUIT	\$2,137	\$4,054	\$	\$7,876	\$714	\$	\$442 ¹	\$15,223
JENNINGS	TOTAL	\$	\$	\$	\$	\$	\$	\$	\$15,223
JOHNSON	CIR SUP	\$11,642	\$13,407	\$846	\$11,516	\$12,552	\$	\$	\$49,963
JOHNSON	COUNTY	\$4,609	\$	\$1,333	\$10,124	\$11,758	\$1,617	\$285 ²	\$29,726
JOHNSON	TOTAL	\$	\$	\$	\$	\$	\$	\$	\$79,689
KNOX	CIR	\$735	\$2,632	\$	\$225	\$42	\$	\$	\$3,634

Trial Court Revenues For The State

<u>COUNTY</u>	<u>COURT</u>	State Docket Fee	Judicial Fee	County Court Judicial Fee	Fines	Prosecutor's Fee (State Portion)	B.M.V. Fee	Other	Total Revenues For State Funds
KNOX	COUNTY	\$168	\$252	\$3,091	\$25,303	\$42,890	\$4,383	\$50 ⁴	\$76,137
KNOX	SUP	\$2,348	\$3,089	\$	\$369	\$168	\$	\$30 ¹	\$6,004
KNOX	TOTAL	\$	\$	\$	\$	\$	\$	\$	\$85,775
KOSCIUSKO	CIR SUP	\$5,350	\$9,616	\$	\$1,577	\$322	\$	\$107,929 ¹⁻²	\$124,794
KOSCIUSKO	COUNTY	\$15,569	\$	\$3,660	\$29,165	\$42,061	\$5,878	\$780 ³	\$97,113
KOSCIUSKO	TOTAL	\$	\$	\$	\$	\$	\$	\$	\$221,907
LAGRANGE	CIR	\$1,768	\$3,235	\$	\$878	\$173	\$	\$10 ¹	\$6,064
LAGRANGE	COUNTY	\$15,112	\$	\$3,181	\$62,472	\$41,888	\$8,544	\$	\$131,197
LAGRANGE	TOTAL	\$	\$	\$	\$	\$	\$	\$	\$137,261
LAKE	CIR & CO 3-2	\$96,052	\$42,198	\$14,975	\$299,571	\$185,824	\$37,608	\$	\$676,228
LAKE	SUP CRM	\$	\$2,519	\$	\$13,834	\$3,970	\$	\$	\$20,323
LAKE	SUP 1 & 5	\$13,223	\$19,391	\$	\$	\$60	\$	\$	\$32,674
LAKE	SUP 2	\$7,891	\$14,612	\$	\$	\$30	\$	\$	\$22,533
LAKE	SUP 3 4 & CO-1	\$33,663	\$27,950	\$1	\$50	\$257	\$3	\$	\$61,924
LAKE	TOTAL	\$	\$	\$	\$	\$	\$	\$	\$813,682
LAPORTE	CIR & CO LP	\$21,522	\$9,020	\$3,561	\$38,860	\$45,022	\$8,218	\$	\$126,203
LAPORTE	COUNTY MC	\$16,602	\$6,928	\$40,089	\$75,798	\$68,542	\$13,974	\$324 ²	\$232,257

Trial Court Revenues For The State

<u>COUNTY</u>	<u>COURT</u>	State Docket Fee	Judicial Fee	County Court Judicial Fee	Fines	Prosecutor's Fee (State Portion)	B.M.V. Fee	Other	Total Revenues For State Funds
LAPORTE	SUP 1	\$4,746	\$7,517	\$	\$	\$144	\$	\$684 ⁷	\$13,091
LAPORTE	SUP 2	\$672	\$1,069	\$	\$5,815	\$324	\$	\$	\$7,880
LAPORTE	TOTAL	\$	\$	\$	\$	\$	\$	\$	\$379,431
LAWRENCE	CIR	\$2,520	\$5,202	\$	\$2,546	\$294	\$	\$	\$10,562
LAWRENCE	COUNTY	\$15,691	\$	\$3,237	\$69,976	\$43,372	\$7,428	\$100 ²	\$139,804
LAWRENCE	SUP	\$2,562	\$3,492	\$	\$3,151	\$308	\$	\$	\$9,513
LAWRENCE	TOTAL	\$	\$	\$	\$	\$	\$	\$	\$159,879
MADISON	CIR SUP CO	\$18,505	\$29,865	\$158	\$9,758	\$3,207	\$369	\$56,562 ³	\$118,424
MADISON	COUNTY	\$1,244	\$640	\$140	\$2,021	\$2,128	\$369	\$	\$6,542
MADISON	TOTAL	\$	\$	\$	\$	\$	\$	\$	\$118,424
MARION	ALL COURTS	\$81,164	\$996,878	\$	\$806,362	\$499,285	\$206,991	\$	\$2,590,680
MARION	CRM 1	\$	\$713	\$	\$11,170	\$1,132	\$	\$	\$13,015
MARION	CRM 2	\$	\$378	\$	\$1,328	\$588	\$	\$	\$2,294
MARION	CRM 3	\$	\$386	\$	\$5,672	\$614	\$	\$	\$6,672
MARION	CRM 4	\$	\$747	\$	\$6,734	\$1,196	\$	\$	\$8,677
MARION	TOTAL	\$	\$	\$	\$	\$	\$	\$	\$2,590,680
MARSHALL	CIR SUP CO	\$4,766	\$6,829	\$633	\$14,574	\$4,872	\$192	\$	\$31,866

Trial Court Revenues For The State

<u>COUNTY</u>	<u>COURT</u>	<u>State Docket Fee</u>	<u>Judicial Fee</u>	<u>County Court Judicial Fee</u>	<u>Fines</u>	<u>Prosecutor's Fee (State Portion)</u>	<u>B.M.V. Fee</u>	<u>Other</u>	<u>Total Revenues For State Funds</u>
MARSHALL	TOTAL	\$	\$	\$	\$	\$	\$	\$	\$31,866
MARTIN	CIR & CO	\$4,778	\$2,086	\$759	\$8,015	\$11,018	\$1,887	\$105 ⁴	\$28,648
MARTIN	TOTAL	\$	\$	\$	\$	\$	\$	\$	\$28,648
MIAMI	CIRCUIT	\$1,636	\$4,433	\$	\$19	\$248	\$	\$	\$6,336
MIAMI	SUP	\$5,633	\$3,044	\$	\$20,288	\$11,529	\$2,023	\$	\$42,517
MIAMI	TOTAL	\$	\$	\$	\$	\$	\$	\$	\$48,853
MONROE	CIR SUP	\$3,880	\$15,745	\$6,094	\$80,717	\$60,073	\$	\$10 ⁷	\$166,519
MONROE	TOTAL	\$	\$	\$	\$	\$	\$	\$	\$166,519
MONTGOMERY	CIR	\$3,291	\$6,156	\$	\$4,743	\$448	\$	\$	\$14,638
MONTGOMERY	COUNTY	\$12,108	\$81	\$2,431	\$60,291	\$32,879	\$5,851	\$640 ⁴	\$114,281
MONTGOMERY	TOTAL	\$	\$	\$	\$	\$	\$	\$	\$128,919
MORGAN	CIR SUP CO	\$19,288	\$9,848	\$2,689	\$46,021	\$36,022	\$6,210	\$	\$120,078
MORGAN	TOTAL	\$	\$	\$	\$	\$	\$	\$	\$120,078
NEWTON	CIR	\$8,268	\$3,747	\$1,380	\$43,554	\$20,104	\$3,876	\$1,640 ³	\$82,569
NEWTON	TOTAL	\$	\$	\$	\$	\$	\$	\$	\$82,569
NOBLE	CIR	\$766	\$6,698	\$	\$350	\$318	\$6	\$	\$8,138
NOBLE	COUNTY	\$2,430	\$	\$506	\$35,397	\$6,768	\$1,293	\$	\$46,394

Trial Court Revenues For The State

<u>COUNTY</u>	<u>COURT</u>	State Docket Fee	Judicial Fee	County Court Judicial Fee	Fines	Prosecutor's Fee (State Portion)	B.M.V. Fee	Other	Total Revenues For State Funds
NOBLE	TOTAL	\$	\$	\$	\$	\$	\$	\$	\$54,532
OHIO	CIR & COUNTY	\$1,308	\$568	\$194	\$2,593	\$2,824	\$489	\$267 ²	\$8,243
OHIO	TOTAL	\$	\$	\$	\$	\$	\$	\$	\$8,243
ORANGE	CIR	\$2,311	\$3,609	\$	\$	\$356	\$	\$	\$6,276
ORANGE	TOTAL	\$	\$	\$	\$	\$	\$	\$	\$6,276
OWEN	CIR	\$6,002	\$3,492	\$933	\$26,008	\$14,575	\$2,313	\$210 ³	\$53,533
OWEN	TOTAL	\$	\$	\$	\$	\$	\$	\$	\$53,533
PARKE	CIR	\$6,283	\$3,346	\$843	\$7,346	\$10,944	\$1,592	\$235 ³	\$30,589
PARKE	TOTAL	\$	\$	\$	\$	\$	\$	\$	\$30,589
PERRY	CIR	\$4,324	\$2,618	\$571	\$14,298	\$8,020	\$	\$	\$29,831
PERRY	TOTAL	\$	\$	\$	\$	\$	\$	\$	\$29,831
PIKE	CIR	\$2,294	\$2,455	\$229	\$4,186	\$2,856	\$579	\$	\$12,599
PIKE	TOTAL	\$	\$	\$	\$	\$	\$	\$	\$12,599
PORTER	CIR SUP CO	\$71,235	\$28,346	\$10,874	\$152,451	\$146,423	\$	\$	\$409,329
PORTER	TOTAL	\$	\$	\$	\$	\$	\$	\$	\$409,329
POSEY	CIR	\$1,638	\$3,661	\$	\$2,223	\$140	\$	\$30 ¹	\$7,692
POSEY	COUNTY	\$8,215	\$	\$1,644	\$38,535	\$22,974	\$4,089	\$80 ²	\$75,537

Trial Court Revenues For The State

<u>COUNTY</u>	<u>COURT</u>	<u>State Docket Fee</u>	<u>Judicial Fee</u>	<u>County Court Judicial Fee</u>	<u>Fines</u>	<u>Prosecutor's Fee (State Portion)</u>	<u>B.M.V. Fee</u>	<u>Other</u>	<u>Total Revenues For State Funds</u>
POSEY	TOTAL	\$	\$	\$	\$	\$	\$	\$	\$83,229
PULASKI	CIR	\$6,725	\$3,136	\$1,041	\$18,723	\$15,302	\$	\$	\$44,927
PULASKI	COUNTY	\$2,410	\$	\$480	\$5,815	\$6,494	\$1,256	\$555 ³	\$17,010
PULASKI	TOTAL	\$	\$	\$	\$	\$	\$	\$	\$61,937
PUTNAM	CIR & CO	\$16,509	\$5,843	\$2,720	\$38,118	\$37,524	\$6,000	\$	\$106,714
PUTNAM	TOTAL	\$	\$	\$	\$	\$	\$	\$	\$106,714
RANDOLPH	CIR & COUNTY	\$2,944	\$4,890	\$237	\$10,506	\$1,544	\$102	\$	\$20,223
RANDOLPH	TOTAL	\$	\$	\$	\$	\$	\$	\$	\$20,223
RIPLEY	CIRCUIT	\$1,815	\$3,064	\$	\$116	\$210	\$	\$	\$5,205
RIPLEY	TOTAL	\$	\$	\$	\$	\$	\$	\$	\$5,205
RUSH	CIR	\$1,552	\$3,029	\$	\$847	\$114	\$	\$	\$5,542
RUSH	COUNTY	\$4,622	\$	\$1,031	\$14,041	\$12,591	\$2,511	\$45 ²	\$34,841
RUSH	TOTAL	\$	\$	\$	\$	\$	\$	\$	\$40,383
SCOTT	CIR	\$9,818	\$7,218	\$1,475	\$25,941	\$24,816	\$4,203	\$	\$73,471
SCOTT	TOTAL	\$	\$	\$	\$	\$	\$	\$	\$73,471
SHELBY	CIR SUP CO	\$17,314	\$8,542	\$2,475	\$74,269	\$37,623	\$6,021	\$	\$146,244
SHELBY	TOTAL	\$	\$	\$	\$	\$	\$	\$	\$146,244

Trial Court Revenues For The State

<u>COUNTY</u>	<u>COURT</u>	State Docket Fee	Judicial Fee	County Court Judicial Fee	Fines	Prosecutor's Fee (State Portion)	B.M.V. Fee	Other	Total Revenues For State Funds
SPENCER	CIR	\$10,454	\$4,054	\$	\$45,938	\$25,530	\$2,551	\$	\$88,527
SPENCER	TOTAL	\$	\$	\$	\$	\$	\$	\$	\$88,527
ST. JOSEPH	CIR SUP PROB	\$96,790	\$47,055	\$14,193	\$186,649	\$201,921	\$43,488	\$	\$590,096
ST. JOSEPH	TOTAL	\$	\$	\$	\$	\$	\$	\$	\$590,096
STARKE	CIR	\$2,789	\$4,871	\$4	\$839	\$378	\$12	\$	\$8,893
STARKE	TOTAL	\$	\$	\$	\$	\$	\$	\$	\$8,893
STEUBEN	CIR	\$2,020	\$3,825	\$	\$4,500	\$112	\$	\$	\$10,457
STEUBEN	COUNTY	\$8,706	\$	\$2,044	\$44,556	\$23,534	\$4,347	\$	\$83,187
STEUBEN	TOTAL	\$	\$	\$	\$	\$	\$	\$	\$93,644
SULLIVAN	CIR & COUNTY	\$12,750	\$3,776	\$2,147	\$20,289	\$25,410	\$4,683	\$1,160 ²	\$70,215
SULLIVAN	TOTAL	\$	\$	\$	\$	\$	\$	\$	\$70,215
SWITZERLAND	CIR & COUNTY	\$1,456	\$971	\$208	\$3,341	\$2,456	\$396	\$120 ²	\$8,948
SWITZERLAND	TOTAL	\$	\$	\$	\$	\$	\$	\$	\$8,948
TIPPECANOE	CIR	\$1,679	\$6,308	\$	\$350	\$104	\$	\$	\$8,441
TIPPECANOE	COUNTY	\$19,954	\$1,299	\$3,790	\$45,030	\$53,077	\$10,782	\$	\$133,932
TIPPECANOE	SUP 1	\$4,060	\$5,328	\$	\$2,705	\$182	\$	\$	\$12,275
TIPPECANOE	SUP 2	\$3,616	\$4,638	\$	\$749	\$28	\$	\$	\$9,031

Trial Court Revenues For The State

<u>COUNTY</u>	<u>COURT</u>	State Docket Fee	Judicial Fee	County Court Judicial Fee	Fines	Prosecutor's Fee (State Portion)	B.M.V. Fee	Other	Total Revenues For State Funds
TIPPECANOE	TOTAL	\$	\$	\$	\$	\$	\$	\$	\$163,679
TIPTON	CIR	\$1,291	\$2,643	\$	\$1,317	\$588	\$30	\$	\$5,869
TIPTON	TOTAL	\$	\$	\$	\$	\$	\$	\$	\$5,869
UNION	CIR	\$2,745	\$855	\$446	\$11,246	\$6,225	\$915	\$160 ⁷	\$22,592
UNION	TOTAL	\$	\$	\$	\$	\$	\$	\$	\$22,592
VANDERBURGH	CIR & SUP	\$64,014	\$31,655	\$9,333	\$167,999	\$131,970	\$23,524	\$30	\$428,525
VANDERBURGH	TOTAL	\$	\$	\$	\$	\$	\$	\$	\$428,525
VERMILLION	CIR	\$3,901	\$3,787	\$411	\$13,340	\$5,475	\$1,214	\$	\$28,128
VERMILLION	TOTAL	\$	\$	\$	\$	\$	\$	\$	\$28,128
VIGO	CIR SUP CO	\$21,511	\$22,082	\$1,690	\$22,221	\$24,297	\$	\$	\$91,801
VIGO	TOTAL	\$	\$	\$	\$	\$	\$	\$	\$91,801
WABASH	CIR COUNTY	\$5,176	\$5,957	\$676	\$6,600	\$5,931	\$	\$	\$24,340
WABASH	TOTAL	\$	\$	\$	\$	\$	\$	\$	\$24,340
WARREN	CIR	\$5,530	\$2,327	\$305	\$22,879	\$12,978	\$2,571	\$110 ²	\$46,700
WARREN	TOTAL	\$	\$	\$	\$	\$	\$	\$	\$46,700
WARRICK	CIRCUIT	\$2,677	\$3,960	\$	\$	\$611	\$	\$	\$7,248
WARRICK	SUP	\$11,960	\$4,389	\$	\$17,591	\$30,953	\$5,757	\$	\$70,650

Trial Court Revenues For The State

<u>COUNTY</u>	<u>COURT</u>	State Docket Fee	Judicial Fee	County Court Judicial Fee	Fines	Prosecutor's Fee (State Portion)	B.M.V. Fee	Other	Total Revenues For State Funds
WARRICK	TOTAL	\$	\$	\$	\$	\$	\$	\$	\$77,898
WASHINGTON	CIR	\$4,710	\$3,793	\$	\$1,075	\$224	\$6	\$	\$9,808
WASHINGTON	TOTAL	\$	\$	\$	\$	\$	\$	\$	\$9,808
WAYNE	CIR SUP 1, 2	\$7,002	\$13,093	\$	\$5,279	\$622	\$	\$7,630 ¹	\$33,626
WAYNE	COUNTY	\$18,375	\$234	\$3,637	\$159,028	\$50,882	\$10,377	\$280 ²⁻⁸	\$242,813
WAYNE	TOTAL	\$	\$	\$	\$	\$	\$	\$	\$276,439
WELLS	CIR	\$1,614	\$3,484	\$	\$580	\$98	\$	\$	\$5,776
WELLS	COUNTY	\$286	\$	\$200	\$1,259	\$448	\$69	\$	\$2,262
WELLS	TOTAL	\$	\$	\$	\$	\$	\$	\$	\$8,038
WHITE	CIR	\$2,864	\$4,789	\$	\$1,025	\$224	\$	\$	\$8,902
WHITE	COUNTY	\$5,824	\$	\$1,305	\$16,748	\$15,988	\$2,182	\$920 ⁴	\$42,967
WHITE	TOTAL	\$	\$	\$	\$	\$	\$	\$	\$51,869
WHITLEY	CIR & COUNTY	\$3,067	\$5,249	\$146	\$4,843	\$948	\$	\$	\$14,253
WHITLEY	TOTAL	\$	\$	\$	\$	\$	\$	\$	\$14,253

Footnotes to Trial Court Revenues For The State

- 1) State Council Fee.
- 2) Fish and Game Fee.
- 3) Department of Conservation.
- 4) Department of Natural Resources.
- 5) Statutory Fines.
- 6) Miscellaneous.
- 7) State Highway Fees.

Trial Court Revenues For The County

<u>COUNTY</u>	<u>COURT</u>	<u>Court Costs</u>	<u>County Docket Fee</u>	<u>Service of Process</u>	<u>Jury Fees</u>	<u>Support Fees</u>	<u>Prosecutor's Fee (County Portion)</u>	<u>Other</u>	<u>Total Revenues For County Funds</u>
ADAMS	CIR	\$3,953	\$	\$968	\$	\$2,100	\$20	\$1,349 ¹	\$8,390
ADAMS	COUNTY	\$	\$6,533	\$908	\$	\$	\$2,000	\$	\$9,441
ADAMS	TOTAL	\$	\$	\$	\$	\$	\$	\$	\$17,831
ALLEN	CIR & SUP	\$236,226	\$	\$63,975	\$	\$18,245	\$72,325	\$	\$390,771
ALLEN	SUP SC MD	\$172,422	\$	\$33,747	\$	\$	\$71,460	\$	\$277,629
ALLEN	TOTAL	\$	\$	\$	\$	\$	\$	\$	\$390,771
BARTHOLOMEW	CIR	\$6,377	\$	\$3,693	\$408	\$3,685	\$77	\$2,152 ¹	\$16,392
BARTHOLOMEW	COUNTY	\$25,600	\$	\$2,608	\$	\$	\$8,094	\$	\$36,302
BARTHOLOMEW	SUP	\$8,100	\$	\$5,100	\$	\$2,110	\$	\$1,000 ¹	\$16,310
BARTHOLOMEW	TOTAL	\$	\$	\$	\$	\$	\$	\$	\$69,004
BENTON	CIR	\$3,169	\$6,760	\$999	\$18	\$510	\$4,668	\$2,110 ¹	\$18,234
BENTON	TOTAL	\$	\$	\$	\$	\$	\$	\$	\$18,234
BLACKFORD	CIR	\$2,467	\$5,250	\$2,652	\$	\$1,365	\$16	\$1,160 ²	\$12,910
BLACKFORD	TOTAL	\$	\$	\$	\$	\$	\$	\$	\$12,910
BOONE	CIR	\$1,981	\$	\$857	\$	\$3,080	\$32	\$1,368 ¹	\$7,318
BOONE	COUNTY	\$645	\$9,670	\$921	\$	\$	\$2,372	\$	\$13,608
BOONE	SUP	\$4,987	\$	\$1,631	\$	\$	\$52	\$1,451	\$8,121

Trial Court Revenues For The County

<u>COUNTY</u>	<u>COURT</u>	<u>Court Costs</u>	<u>County Docket Fee</u>	<u>Service of Process</u>	<u>Jury Fees</u>	<u>Support Fees</u>	<u>Prosecutor's Fee (County Portion)</u>	<u>Other</u>	<u>Total Revenues For County Funds</u>
BOONE	TOTAL	\$	\$	\$	\$	\$	\$	\$	\$29,047
BROWN	CIR	\$3,386	\$5,232	\$1,498	\$	\$575	\$4,128	\$	\$14,819
BROWN	TOTAL	\$	\$	\$	\$	\$	\$	\$	\$14,819
CARROLL	CIR	\$4,346	\$6,355	\$1,579	\$	\$2,583	\$2,456	\$1,779 ¹⁻²	\$19,098
CARROLL	TOTAL	\$	\$	\$	\$	\$	\$	\$	\$19,098
CASS	CIR*	\$10,790	\$	\$3,526	\$20	\$3,561	\$28	\$2,630 ¹	\$20,555
CASS	COUNTY*	\$475	\$11,100	\$4,433	\$	\$	\$4,792	\$7 ¹	\$20,807
CASS	TOTAL	\$	\$	\$	\$	\$	\$	\$	\$41,362
CLARK	CIR	\$1,245	\$	\$1,518	\$	\$	\$4	\$312 ²	\$3,079
CLARK	COUNTY	\$10,431	\$28,280	\$5,688	\$	\$	\$22,632	\$222 ¹⁻²	\$67,253
CLARK	SUP	\$6,906	\$	\$3,294	\$	\$14,904	\$	\$1,224 ²	\$26,328
CLARK	TOTAL	\$	\$	\$	\$	\$	\$	\$	\$96,660
CLAY	CIR & COUNTY	\$4,396	\$10,201	\$3,171	\$20	\$40	\$4,014	\$1,069 ¹	\$22,911
CLAY	TOTAL	\$	\$	\$	\$	\$	\$	\$	\$22,911
CLINTON	CIR	\$9,410	\$	\$2,510	\$20	\$3,510	\$166	\$3,260 ¹⁻²⁻³	\$18,876
CLINTON	COUNTY	\$55	\$7,141	\$2,097	\$	\$	\$2,084	\$1,003 ³	\$12,380
CLINTON	TOTAL	\$	\$	\$	\$	\$	\$	\$	\$31,256

Trial Court Revenues For The County

<u>COUNTY</u>	<u>COURT</u>	<u>Court Costs</u>	<u>County Docket Fee</u>	<u>Service of Process</u>	<u>Jury Fees</u>	<u>Support Fees</u>	<u>Prosecutor's Fee (County Portion)</u>	<u>Other</u>	<u>Total Revenues For County Funds</u>
CRAWFORD	CIR	\$1,666	\$40	\$696	\$	\$	\$97	\$506	\$3,005
CRAWFORD	COUNTY	\$96	\$5,571	\$348	\$	\$	\$3,545	\$	\$9,560
CRAWFORD	TOTAL	\$	\$	\$	\$	\$	\$	\$	\$12,565
DAVISS	CIR	\$4,426	\$	\$2,380	\$22	\$1,740	\$132	\$	\$8,700
DAVISS	COUNTY	\$55	\$10,150	\$424	\$36	\$	\$4,660	\$	\$15,325
DAVISS	TOTAL	\$	\$	\$	\$	\$	\$	\$	\$24,025
DEARBORN	CIR	\$3,207	\$9,040	\$1,689	\$20	\$230	\$	\$	\$14,186
DEARBORN	COUNTY	\$3,387	\$10,146	\$746	\$	\$	\$2,404	\$	\$16,683
DEARBORN	TOTAL	\$	\$	\$	\$	\$	\$	\$	\$30,869
DECATUR	CIR	\$4,371	\$	\$1,234	\$	\$1,265	\$32	\$144 ²	\$7,046
DECATUR	COUNTY	\$66	\$14,317	\$306	\$	\$	\$10,327	\$1,321 ²	\$26,337
DECATUR	TOTAL	\$	\$	\$	\$	\$	\$	\$	\$33,383
DEKALB	CIR	\$6,922	\$	\$1,822	\$30	\$5,600	\$48	\$	\$14,422
DEKALB	SUP*	\$1,092	\$13,556	\$2,797	\$	\$	\$3,288	\$46 ¹	\$20,779
DEKALB	TOTAL	\$	\$	\$	\$	\$	\$	\$	\$35,201
DELAWARE	CIR SUP CO	\$20,688	\$26,212	\$15,765	\$13	\$26,430	\$2,471	\$3,726 ²⁻⁴	\$95,305
DELAWARE	TOTAL	\$	\$	\$	\$	\$	\$	\$	\$95,305

Trial Court Revenues For The County

<u>COUNTY</u>	<u>COURT</u>	<u>Court Costs</u>	<u>County Docket Fee</u>	<u>Service of Process</u>	<u>Jury Fees</u>	<u>Support Fees</u>	<u>Prosecutor's Fee (County Portion)</u>	<u>Other</u>	<u>Total Revenues For County Funds</u>
DUBOIS	CIR	\$5,935	\$	\$2,145	\$	\$2,170	\$396	\$	\$10,646
DUBOIS	COUNTY	\$	\$11,828	\$94	\$	\$	\$7,444	\$	\$19,366
DUBOIS	TOTAL	\$	\$	\$	\$	\$	\$	\$	\$30,012
ELKHART	CIR	\$8,432	\$	\$2,344	\$	\$3,730	\$97	\$260 ²	\$14,863
ELKHART	COUNTY GOS	\$	\$24,686	\$1,297	\$20	\$	\$15,519	\$97 ¹	\$41,619
ELKHART	SUP 1-2-CO	\$18,199	\$16,791	\$17,516	\$131	\$3,316	\$968	\$	\$56,921
ELKHART	TOTAL	\$	\$	\$	\$	\$	\$	\$	\$113,403
FAYETTE	CIR & CO	\$5,319	\$11,764	\$5,611	\$	\$1,980	\$5,800	\$1,173 ²	\$31,647
FAYETTE	TOTAL	\$	\$	\$	\$	\$	\$	\$	\$31,647
FLOYD	CIR & COUNTY	\$9,265	\$10,170	\$1,083	\$	\$975	\$13,460	\$	\$34,953
FLOYD	TOTAL	\$	\$	\$	\$	\$	\$	\$	\$34,953
FOUNTAIN	CIR	\$4,681	\$4,686	\$2,214	\$	\$1,720	\$964	\$2,124 ¹	\$16,389
FOUNTAIN	TOTAL	\$	\$	\$	\$	\$	\$	\$	\$16,389
FRANKLIN	CIR	\$4,467	\$4,380	\$1,806	\$	\$940	\$2,845	\$2,499 ²	\$16,937
FRANKLIN	TOTAL	\$	\$	\$	\$	\$	\$	\$	\$16,937
FULTON	CIR	\$6,311	\$3,135	\$2,468	\$	\$1,241	\$1,287	\$	\$14,442
FULTON	COUNTY	\$	\$5,466	\$896	\$	\$	\$2,616	\$51 ¹	\$9,029

Trial Court Revenues For The County

<u>COUNTY</u>	<u>COURT</u>	<u>Court Costs</u>	<u>County Docket Fee</u>	<u>Service of Process</u>	<u>Jury Fees</u>	<u>Support Fees</u>	<u>Prosecutor's Fee (County Portion)</u>	<u>Other</u>	<u>Total Revenues For County Funds</u>
FULTON	TOTAL	\$	\$	\$	\$	\$	\$	\$	\$23,471
GIBSON	CIR & CO	\$5,471	\$16,206	\$3,637	\$13	\$1,660	\$10,244	\$3,236 ¹⁻²	\$40,467
GIBSON	TOTAL	\$	\$	\$	\$	\$	\$	\$	\$40,467
GRANT	CIR	\$7,322	\$	\$832	\$	\$390	\$85	\$150 ⁶	\$8,779
GRANT	COUNTY*	\$	\$24,840	\$3,405	\$	\$	\$3,680	\$264 ⁶	\$32,189
GRANT	SUP 1*	\$5,533	\$	\$5,244	\$	\$3,375	\$32	\$3,482 ⁶	\$17,666
GRANT	SUP 2*	\$2,569	\$	\$1,866	\$	\$1,080	\$37	\$340 ⁶	\$5,892
GRANT	TOTAL	\$	\$	\$	\$	\$	\$	\$	\$64,526
GREENE	CIR*	\$4,806	\$	\$2,692	\$3	\$495	\$384	\$	\$8,380
GREENE	COUNTY	\$	\$15,005	\$456	\$3	\$	\$7,172	\$96 ¹	\$22,732
GREENE	TOTAL	\$	\$	\$	\$	\$	\$	\$	\$31,112
HAMILTON	CIR	\$5,967	\$	\$2,160	\$	\$2,400	\$68	\$391 ¹	\$10,986
HAMILTON	COUNTY	\$579	\$32,034	\$1,218	\$	\$	\$11,565	\$1,554 ¹	\$46,950
HAMILTON	SUP	\$6,481	\$	\$3,624	\$	\$3,150	\$121	\$614 ¹	\$13,990
HAMILTON	TOTAL	\$	\$	\$	\$	\$	\$	\$	\$71,926
HANCOCK	CIR	\$4,603	\$	\$1,284	\$	\$	\$	\$1,501 ¹	\$7,388
HANCOCK	COUNTY	\$264	\$20,040	\$1,114	\$	\$	\$12,844	\$84 ¹	\$34,346

Trial Court Revenues For The County

<u>COUNTY</u>	<u>COURT</u>	<u>Court Costs</u>	<u>County Docket Fee</u>	<u>Service of Process</u>	<u>Jury Fees</u>	<u>Support Fees</u>	<u>Prosecutor's Fee (County Portion)</u>	<u>Other</u>	<u>Total Revenues For County Funds</u>
HANCOCK	SUP	\$5,268	\$	\$2,316	\$	\$	\$56	\$547 ¹	\$8,187
HANCOCK	TOTAL	\$	\$	\$	\$	\$	\$	\$	\$49,921
HARRISON	CIRCUIT	\$3,553	\$	\$1,616	\$	\$200	\$24	\$659 ¹	\$6,052
HARRISON	COUNTY	\$72	\$9,479	\$270	\$	\$	\$6,372	\$	\$16,193
HARRISON	TOTAL	\$	\$	\$	\$	\$	\$	\$	\$22,245
HENDRICKS	CIR SUP CO	\$9,016	\$24,145	\$6,894	\$40	\$1,760	\$15,336	\$3,316 ¹	\$60,507
HENDRICKS	TOTAL	\$	\$	\$	\$	\$	\$	\$	\$60,507
HENRY	CIR SUP	\$8,277	\$	\$4,880	\$223	\$8,185	\$83	\$3,455 ¹⁻²	\$25,108
HENRY	COUNTY	\$1,560	\$14,781	\$5,800	\$	\$	\$4,336	\$117 ¹	\$26,594
HENRY	TOTAL	\$	\$	\$	\$	\$	\$	\$	\$51,702
HOWARD	CIR	\$8,170	\$2,250	\$2,308	\$23	\$8,165	\$108	\$3,690 ¹⁻²	\$24,714
HOWARD	COUNTY	\$	\$24,608	\$9,561	\$	\$	\$2,716	\$1,451 ¹	\$38,336
HOWARD	SUP 1	\$6,125	\$4,147	\$	\$20	\$5,960	\$101	\$1,273	\$17,626
HOWARD	SUP 2	\$5,572	\$30	\$4,074	\$	\$2,320	\$116	\$966	\$13,078
HOWARD	TOTAL	\$	\$	\$	\$	\$	\$	\$	\$93,754
HUNTINGTON	CIR	\$5,555	\$	\$2,975	\$	\$2,520	\$32	\$2,122 ¹⁻²	\$13,204
HUNTINGTON	COUNTY	\$138	\$21,813	\$2,856	\$454	\$	\$11,632	\$283 ¹	\$37,176

Trial Court Revenues For The County

<u>COUNTY</u>	<u>COURT</u>	<u>Court Costs</u>	<u>County Docket Fee</u>	<u>Service of Process</u>	<u>Jury Fees</u>	<u>Support Fees</u>	<u>Prosecutor's Fee (County Portion)</u>	<u>Other</u>	<u>Total Revenues For County Funds</u>
HUNTINGTON	TOTAL	\$	\$	\$	\$	\$	\$	\$	\$50,380
JACKSON	CIR	\$6,175	\$	\$2,316	\$214	\$185	\$232	\$1,088 ¹	\$10,210
JACKSON	COUNTY	\$	\$40,076	\$630	\$	\$	\$17,352	\$40 ⁷	\$58,098
JACKSON	TOTAL	\$	\$	\$	\$	\$	\$	\$	\$68,308
JASPER	CIR & COUNTY	\$5,551	\$14,676	\$1,792	\$228	\$670	\$6,965	\$229 ¹	\$30,111
JASPER	TOTAL	\$	\$	\$	\$	\$	\$	\$	\$30,111
JAY	CIR	\$4,972	\$	\$1,745	\$	\$2,665	\$32	\$	\$9,414
JAY	COUNTY	\$604	\$6,682	\$2,818	\$	\$	\$888	\$	\$10,992
JAY	TOTAL	\$	\$	\$	\$	\$	\$	\$	\$20,406
JEFFERSON	CIR & COUNTY	\$5,012	\$11,819	\$2,992	\$20	\$40	\$4,363	\$1,145 ¹⁻²	\$25,391
JEFFERSON	TOTAL	\$	\$	\$	\$	\$	\$	\$	\$25,391
JENNINGS	CIRCUIT	\$5,303	\$	\$3,457	\$3	\$1,560	\$204	\$	\$10,527
JENNINGS	TOTAL	\$	\$	\$	\$	\$	\$	\$	\$10,527
JOHNSON	CIR SUP	\$16,206	\$12,532	\$9,625	\$74	\$4,457	\$3,596	\$5,061 ¹⁻²	\$51,551
JOHNSON	COUNTY	\$967	\$7,951	\$5,614	\$30	\$	\$3,348	\$	\$17,910
JOHNSON	TOTAL	\$	\$	\$	\$	\$	\$	\$	\$69,461
KNOX	CIR	\$4,118	\$	\$765	\$	\$20	\$12	\$598 ¹⁻²	\$5,513

Trial Court Revenues For The County

<u>COUNTY</u>	<u>COURT</u>	<u>Court Costs</u>	<u>County Docket Fee</u>	<u>Service of Process</u>	<u>Jury Fees</u>	<u>Support Fees</u>	<u>Prosecutor's Fee (County Portion)</u>	<u>Other</u>	<u>Total Revenues For County Funds</u>
KNOX	COUNTY	\$204	\$36,522	\$942	\$	\$	\$12,286	\$2 ²	\$49,956
KNOX	SUP	\$2,331	\$	\$1,893	\$	\$699	\$48	\$306 ²	\$5,227
KNOX	TOTAL	\$	\$	\$	\$	\$	\$	\$	\$60,746
KOSCIUSKO	CIR SUP	\$10,075	\$	\$3,527	\$52	\$3,510	\$132	\$7,801 ¹⁻²⁻⁴	\$25,097
KOSCIUSKO	COUNTY	\$	\$27,532	\$4,854	\$	\$	\$12,024	\$60 ¹⁻²	\$44,470
KOSCIUSKO	TOTAL	\$	\$	\$	\$	\$	\$	\$	\$69,567
LAGRANGE	CIR	\$4,104	\$	\$1,135	\$13	\$1,480	\$57	\$1,645 ¹⁻²	\$8,434
LAGRANGE	COUNTY	\$144	\$16,595	\$408	\$	\$	\$11,968	\$175 ⁸	\$29,290
LAGRANGE	TOTAL	\$	\$	\$	\$	\$	\$	\$	\$37,724
LAKE	CIR & CO 3-2	\$29,516	\$82,513	\$34,425	\$285	\$2,980	\$52,939	\$23,306 ¹	\$225,964
LAKE	SUP CRM	\$2,850	\$	\$1,812	\$108	\$	\$1,145	\$34,951 ¹⁻⁹	\$40,866
LAKE	SUP 1 & 5	\$15,116	\$	\$12,854	\$	\$	\$	\$5,487 ¹	\$33,457
LAKE	SUP 2	\$12,283	\$	\$6,838	\$	\$	\$15	\$4,280 ¹	\$23,416
LAKE	SUP 3 4 & CO-1	\$30,409	\$13,333	\$23,365	\$50	\$	\$9	\$	\$67,166
LAKE	TOTAL	\$	\$	\$	\$	\$	\$	\$	\$390,869
LAPORTE	CIR & CO LP	\$9,441	\$24,208	\$5,875	\$10	\$1,491	\$12,862	\$6,174 ¹⁻⁴	\$60,061
LAPORTE	COUNTY MC	\$	\$49,231	\$3,590	\$	\$	\$20,214	\$	\$73,035

Trial Court Revenues For The County

<u>COUNTY</u>	<u>COURT</u>	<u>Court Costs</u>	<u>County Docket Fee</u>	<u>Service of Process</u>	<u>Jury Fees</u>	<u>Support Fees</u>	<u>Prosecutor's Fee (County Portion)</u>	<u>Other</u>	<u>Total Revenues For County Funds</u>
LAPORTE	SUP 1	\$6,167	\$	\$3,853	\$	\$2,638	\$	\$	\$12,658
LAPORTE	SUP 2	\$851	\$	\$494	\$	\$335	\$	\$63 ¹	\$1,743
LAPORTE	TOTAL	\$	\$	\$	\$	\$	\$	\$	\$147,497
LAWRENCE	CIR	\$5,644	\$	\$2,286	\$269	\$570	\$84	\$	\$8,853
LAWRENCE	COUNTY	\$72	\$25,797	\$972	\$	\$	\$12,400	\$	\$39,241
LAWRENCE	SUP	\$2,416	\$	\$2,328	\$13	\$250	\$88	\$	\$5,095
LAWRENCE	TOTAL	\$	\$	\$	\$	\$	\$	\$	\$53,189
MADISON	CIR SUP CO	\$36,477	\$28,312	\$19,587	\$	\$26,167	\$921	\$10,779 ¹⁻²	\$122,243
MADISON	COUNTY	\$426	\$28,306	\$6,252	\$	\$	\$608	\$15	\$35,607
MADISON	TOTAL	\$	\$	\$	\$	\$	\$	\$	\$122,243
MARION	ALL COURTS *	\$306,846	\$	\$116,890	\$647	\$24,116	\$142,453	\$254,030 ¹⁰	\$844,982
MARION	CRM 1	\$820	\$	\$492	\$	\$	\$328	\$	\$1,640
MARION	CRM 2	\$420	\$	\$252	\$241	\$	\$168	\$	\$1,081
MARION	CRM 3	\$476	\$	\$270	\$	\$	\$180	\$	\$926
MARION	CRM 4	\$888	\$	\$534	\$	\$	\$358	\$	\$1,780
MARION	TOTAL	\$	\$	\$	\$	\$	\$	\$	\$844,982
MARSHALL	CIR SUP CO	\$7,894	\$6,018	\$6,402	\$	\$3,221	\$1,384	\$	\$24,919

Trial Court Revenues For The County

<u>COUNTY</u>	<u>COURT</u>	<u>Court Costs</u>	<u>County Docket Fee</u>	<u>Service of Process</u>	<u>Jury Fees</u>	<u>Support Fees</u>	<u>Prosecutor's Fee (County Portion)</u>	<u>Other</u>	<u>Total Revenues For County Funds</u>
MARSHALL	TOTAL	\$	\$	\$	\$	\$	\$	\$	\$24,919
MARTIN	CIR & CO*	\$6,501	\$	\$1,012	\$	\$400	\$3,148	\$557 ¹	\$11,618
MARTIN	TOTAL	\$	\$	\$	\$	\$	\$	\$	\$11,618
MIAMI	CIRCUIT	\$5,376	\$	\$2,107	\$	\$2,020	\$68	\$2,239 ¹⁻²	\$11,810
MIAMI	SUP	\$5,371	\$3,136	\$6,925	\$	\$50	\$3,288	\$	\$18,770
MIAMI	TOTAL	\$	\$	\$	\$	\$	\$	\$	\$30,580
MONROE	CIR SUP	\$15,759	\$43,739	\$7,369	\$242	\$7,404	\$24,066	\$19,179 ¹	\$117,758
MONROE	TOTAL	\$	\$	\$	\$	\$	\$	\$	\$117,758
MONTGOMERY	CIR*	\$7,824	\$	\$3,012	\$	\$920	\$128	\$1,857 ¹	\$13,741
MONTGOMERY	COUNTY*	\$57	\$21,797	\$1,840	\$	\$	\$9,484	\$	\$33,178
MONTGOMERY	TOTAL	\$	\$	\$	\$	\$	\$	\$	\$46,919
MORGAN	CIR SUP CO	\$10,420	\$20,831	\$6,582	\$414	\$670	\$11,124	\$2,315 ¹¹	\$52,356
MORGAN	TOTAL	\$	\$	\$	\$	\$	\$	\$	\$52,356
NEWTON	CIR	\$3,655	\$8,351	\$2,532	\$18	\$530	\$5,764	\$7,254 ¹	\$28,104
NEWTON	TOTAL	\$	\$	\$	\$	\$	\$	\$	\$28,104
NOBLE	CIR	\$6,947	\$1,527	\$3,705	\$7	\$355	\$92	\$2,285 ¹	\$14,918
NOBLE	COUNTY	\$	\$4,619	\$349	\$	\$	\$1,924	\$245 ¹	\$7,137

Trial Court Revenues For The County

<u>COUNTY</u>	<u>COURT</u>	<u>Court Costs</u>	<u>County Docket Fee</u>	<u>Service of Process</u>	<u>Jury Fees</u>	<u>Support Fees</u>	<u>Prosecutor's Fee (County Portion)</u>	<u>Other</u>	<u>Total Revenues For County Funds</u>
NOBLE	TOTAL	\$	\$	\$	\$	\$	\$	\$	\$22,055
OHIO	CIR & COUNTY	\$698	\$1,941	\$319	\$	\$270	\$776	\$	\$4,004
OHIO	TOTAL	\$	\$	\$	\$	\$	\$	\$	\$4,004
ORANGE	CIR	\$6,108	\$2,721	\$2,514	\$	\$2,990	\$96	\$1,175 ¹²	\$15,604
ORANGE	TOTAL	\$	\$	\$	\$	\$	\$	\$	\$15,604
OWEN	CIR	\$5,771	\$5,126	\$2,418	\$	\$1,415	\$4,192	\$1,284	\$20,206
OWEN	TOTAL	\$	\$	\$	\$	\$	\$	\$	\$20,206
PARKE	CIR	\$3,026	\$6,600	\$1,784	\$10	\$120	\$3,387	\$	\$14,927
PARKE	TOTAL	\$	\$	\$	\$	\$	\$	\$	\$14,927
PERRY	CIR	\$3,724	\$4,635	\$1,243	\$	\$	\$2,320	\$469 ²	\$12,391
PERRY	TOTAL	\$	\$	\$	\$	\$	\$	\$	\$12,391
PIKE	CIR	\$2,664	\$2,797	\$1,392	\$	\$1,020	\$980	\$	\$8,853
PIKE	TOTAL	\$	\$	\$	\$	\$	\$	\$	\$8,853
PORTER	CIR SUP CO	\$22,651	\$63,437	\$4,940	\$10	\$790	\$41,848	\$18,154 ¹⁻²	\$151,830
PORTER	TOTAL	\$	\$	\$	\$	\$	\$	\$	\$151,830
POSEY	CIR	\$4,336	\$880	\$1,359	\$66	\$1,490	\$76	\$3,521 ¹	\$11,728
POSEY	COUNTY	\$	\$8,455	\$72	\$	\$	\$6,752	\$	\$15,279

Trial Court Revenues For The County

<u>COUNTY</u>	<u>COURT</u>	<u>Court Costs</u>	<u>County Docket Fee</u>	<u>Service of Process</u>	<u>Jury Fees</u>	<u>Support Fees</u>	<u>Prosecutor's Fee (County Portion)</u>	<u>Other</u>	<u>Total Revenues For County Funds</u>
POSEY	TOTAL	\$	\$	\$	\$	\$	\$	\$	\$27,007
PULASKI	CIR	\$4,744	\$5,595	\$1,600	\$13	\$1,000	\$4,364	\$1,965 ¹	\$19,281
PULASKI	COUNTY	\$	\$3,388	\$102	\$	\$	\$1,900	\$	\$5,390
PULASKI	TOTAL	\$	\$	\$	\$	\$	\$	\$	\$24,671
PUTNAM	CIR & CO	\$6,442	\$19,149	\$2,893	\$	\$360	\$10,827	\$	\$39,671
PUTNAM	TOTAL	\$	\$	\$	\$	\$	\$	\$	\$39,671
RANDOLPH	CIR & COUNTY	\$6,634	\$4,515	\$4,952	\$	\$3,160	\$448	\$1,723 ¹	\$21,432
RANDOLPH	TOTAL	\$	\$	\$	\$	\$	\$	\$	\$21,432
RIPLEY	CIRCUIT	\$3,006	\$4,375	\$1,484	\$	\$680	\$60	\$	\$9,605
RIPLEY	TOTAL	\$	\$	\$	\$	\$	\$	\$	\$9,605
RUSH	CIR*	\$3,300	\$	\$1,214	\$	\$890	\$30	\$1,279 ¹⁻²⁻¹³	\$6,713
RUSH	COUNTY*	\$	\$9,350	\$934	\$	\$	\$3,608	\$22 ¹	\$13,914
RUSH	TOTAL	\$	\$	\$	\$	\$	\$	\$	\$20,627
SCOTT	CIR	\$10,073	\$7,245	\$5,378	\$	\$350	\$7,376	\$	\$30,422
SCOTT	TOTAL	\$	\$	\$	\$	\$	\$	\$	\$30,422
SHELBY	CIR SUP CO*	\$9,764	\$17,869	\$5,773	\$55	\$5,490	\$10,762	\$	\$49,713
SHELBY	TOTAL	\$	\$	\$	\$	\$	\$	\$	\$49,713

Trial Court Revenues For The County

<u>COUNTY</u>	<u>COURT</u>	<u>Court Costs</u>	<u>County Docket Fee</u>	<u>Service of Process</u>	<u>Jury Fees</u>	<u>Support Fees</u>	<u>Prosecutor's Fee (County Portion)</u>	<u>Other</u>	<u>Total Revenues For County Funds</u>
SPENCER	CIR	\$2,544	\$8,840	\$3,750	\$	\$194	\$7,581	\$792 ¹	\$23,701
SPENCER	TOTAL	\$	\$	\$	\$	\$	\$	\$	\$23,701
ST. JOSEPH	CIR SUP PROB	\$47,741	\$133,038	\$45,644	\$60	\$28,320	\$57,710	\$744 ²	\$313,257
ST. JOSEPH	TOTAL	\$	\$	\$	\$	\$	\$	\$	\$313,257
STARKE	CIR*	\$5,522	\$3,329	\$2,453	\$	\$1,280	\$108	\$108 ²	\$12,800
STARKE	TOTAL	\$	\$	\$	\$	\$	\$	\$	\$12,800
STEUBEN	CIR	\$4,560	\$	\$1,725	\$3	\$2,930	\$32	\$	\$9,250
STEUBEN	COUNTY	\$	\$12,577	\$962	\$	\$	\$6,724	\$	\$20,263
STEUBEN	TOTAL	\$	\$	\$	\$	\$	\$	\$	\$29,513
SULLIVAN	CIR & COUNTY	\$4,907	\$10,577	\$1,257	\$200	\$710	\$7,265	\$4,440 ¹⁻²	\$29,356
SULLIVAN	TOTAL	\$	\$	\$	\$	\$	\$	\$	\$29,356
SWITZERLAND	CIR & COUNTY	\$1,344	\$2,809	\$618	\$6	\$440	\$760	\$	\$5,977
SWITZERLAND	TOTAL	\$	\$	\$	\$	\$	\$	\$	\$5,977
TIPPECANOE	CIR*	\$11,570	\$	\$1,328	\$7	\$615	\$24	\$1,178 ¹	\$14,722
TIPPECANOE	COUNTY*	\$830	\$39,250	\$6,957	\$	\$	\$15,036	\$13 ¹	\$62,086
TIPPECANOE	SUP 1	\$4,025	\$	\$1,278	\$	\$5,087	\$48	\$1,958 ²	\$12,396
TIPPECANOE	SUP 2*	\$3,925	\$	\$2,959	\$	\$3,235	\$8	\$19 ¹	\$10,146

Trial Court Revenues For The County

<u>COUNTY</u>	<u>COURT</u>	<u>Court Costs</u>	<u>County Docket Fee</u>	<u>Service of Process</u>	<u>Jury Fees</u>	<u>Support Fees</u>	<u>Prosecutor's Fee (County Portion)</u>	<u>Other</u>	<u>Total Revenues For County Funds</u>
TIPPECANOE	TOTAL	\$	\$	\$	\$	\$	\$	\$	\$99,350
TIPTON	CIR	\$5,812	\$16	\$1,156	\$	\$250	\$168	\$1,038 ¹⁻²	\$8,440
TIPTON	TOTAL	\$	\$	\$	\$	\$	\$	\$	\$8,440
UNION	CIR	\$1,517	\$2,310	\$438	\$	\$880	\$1,795	\$827 ²	\$7,767
UNION	TOTAL	\$	\$	\$	\$	\$	\$	\$	\$7,767
VANDEBURGH	CIR & SUP*	\$45,356	\$86,044	\$24,961	\$143	\$5,875	\$37,701	\$	\$200,080
VANDEBURGH	TOTAL	\$	\$	\$	\$	\$	\$	\$	\$200,080
VERMILLION	CIR	\$3,705	\$4,353	\$1,891	\$	\$194	\$1,576	\$1,917 ³	\$13,636
VERMILLION	TOTAL	\$	\$	\$	\$	\$	\$	\$	\$13,636
VIGO	CIR SUP CO	\$29,879	\$30,047	\$12,081	\$10	\$600	\$6,998	\$	\$79,615
VIGO	TOTAL	\$	\$	\$	\$	\$	\$	\$	\$79,615
WABASH	CIR COUNTY*	\$5,401	\$5,560	\$1,296	\$13	\$2,699	\$1,688	\$1,787 ²	\$18,444
WABASH	TOTAL	\$	\$	\$	\$	\$	\$	\$	\$18,444
WARREN	CIR	\$3,177	\$4,585	\$1,039	\$	\$120	\$3,708	\$661 ¹	\$13,290
WARREN	TOTAL	\$	\$	\$	\$	\$	\$	\$	\$13,290
WARRICK	CIRCUIT	\$4,322	\$	\$1,863	\$	\$1,336	\$265	\$	\$7,786
WARRICK	SUP	\$4,018	\$10,985	\$1,256	\$	\$65	\$8,489	\$	\$24,813

Trial Court Revenues For The County

<u>COUNTY</u>	<u>COURT</u>	<u>Court Costs</u>	<u>County Docket Fee</u>	<u>Service of Process</u>	<u>Jury Fees</u>	<u>Support Fees</u>	<u>Prosecutor's Fee (County Portion)</u>	<u>Other</u>	<u>Total Revenues For County Funds</u>
WARRICK	TOTAL	\$	\$	\$	\$	\$	\$	\$	\$32,599
WASHINGTON	CIR	\$3,407	\$	\$1,948	\$	\$690	\$64	\$	\$6,109
WASHINGTON	TOTAL	\$	\$	\$	\$	\$	\$	\$	\$6,109
WAYNE	CIR SUP 1, 2	\$17,236	\$	\$6,452	\$	\$1,430	\$184	\$4,587 ¹⁻²	\$29,889
WAYNE	COUNTY	\$	\$36,767	\$3,407	\$	\$	\$14,538	\$	\$54,712
WAYNE	TOTAL	\$	\$	\$	\$	\$	\$	\$	\$84,601
WELLS	CIR	\$3,498	\$	\$1,110	\$	\$1,985	\$38	\$2,194 ¹⁻²	\$8,825
WELLS	COUNTY	\$147	\$3,402	\$674	\$	\$	\$128	\$193 ¹	\$4,544
WELLS	TOTAL	\$	\$	\$	\$	\$	\$	\$	\$13,369
WHITE	CIR	\$7,713	\$	\$1,781	\$1	\$740	\$64	\$1,404 ¹⁻²	\$11,703
WHITE	COUNTY	\$	\$14,270	\$1,266	\$	\$	\$4,558	\$389 ¹	\$20,483
WHITE	TOTAL	\$	\$	\$	\$	\$	\$	\$	\$32,186
WHITLEY	CIR & COUNTY	\$6,223	\$4,089	\$1,222	\$	\$3,813	\$272	\$1,463 ¹⁻²	\$17,082
WHITLEY	TOTAL	\$	\$	\$	\$	\$	\$	\$	\$17,082

FOOTNOTES - COUNTY REVENUES

- 1) Miscellaneous.
- 2) Certified Mail Fees.
- 3) Pauper Attorney Fees Reimbursement.
- 4) Hunting and Fishing.
- 5) Certification.
- 6) Citations and Attachments.
- 7) Probation Fees.
- 8) Proceedings Supplemental Fees.
- 9) Administrative Fees.
- 10) Marion County Other Fees.
Counseling -- \$73,940; per I.C. 31-1-23-5.
Traffic School -- \$22,024.
DWI -- \$8,784; per I.C. 9-8-11-4.5, I.C. 9-4-1-127(d)
Art -- \$89,745; per I.C. 16-13-61-31(b).
Miscellaneous -- \$59,537.
- 11) Publication Costs.
- 12) Transcripts and Other Copies.
- 13) Fish and Game Fees.

- * Service of Process Fees Going to Police Pension Fund
Pursuant to I.C. 17-3-8-1.
Cass Circuit -- \$1,508.
Cass County -- \$2,715.
DeKalb Superior -- \$1,318.
Grant Superior I -- \$1,170.
Grant Superior II -- \$408.
Grant County -- \$1,224.
Marion County - All Courts -- \$41,320.
Martin Circuit and County -- \$914.
Montgomery Circuit -- \$1,111.
Montgomery County -- \$1,102.
Rush Circuit -- \$1,214.
Rush County -- \$943.
Shelby Circuit, Superior, County -- \$5,773.
Starke Circuit -- \$2,453.
Tippecanoe Circuit -- \$586.
Tippecanoe Superior 2 -- \$1,152.
Tippecanoe County -- \$3,006.
Vanderburgh Circuit and Superior -- \$8,623.
Wabash Circuit and County -- \$1,296.

Summary of Expenditures and Revenues of Trial Courts

County	Population	Expenditures	County Revenues	Total Revenues
Adams	27,400	103,172	17,831	41,045
Allen	288,900	1,363,859	390,771	1,607,483
Bartholomew	59,100	194,613	69,004	173,948
Benton	11,200	60,841	18,234	57,535
Blackford	16,000	80,072	12,910	16,618
Boone	32,000	157,419	29,047	65,905
Brown	9,700	87,526	14,819	52,675
Carroll	18,200	81,882	19,098	46,773
Cass	40,700	81,533	41,362	99,801
Clark	80,900	121,893	96,660	302,889
Clay	24,400	75,107	22,911	68,329
Clinton	30,800	104,177	31,256	73,828
Crawford	8,700	37,525	12,565	43,917
Daviess	26,700	103,675	24,025	76,097
Dearborn	30,800	98,751	30,869	93,071
Decatur	23,100	77,933	33,383	136,626
DeKalb	31,900	107,751	35,201	73,325
Delaware	130,600	370,834	95,305	166,628
Dubois	31,900	77,058	30,012	106,436
Elkhart	135,300	656,015	113,403	313,828
Fayette	27,400	86,699	31,647	134,603
Floyd	57,700	120,295	34,953	148,957
Fountain	18,600	63,743	16,389	35,254

County	Population	Expenditures	County Revenues	Total Revenues
Franklin	17,600	45,737	16,937	45,926
Fulton	17,700	64,222	23,471	68,119
Gibson	31,400	121,105	40,467	136,576
Grant	84,400	305,049	156,433	64,526
Greene	28,100	70,002	31,112	114,111
Hamilton	65,100	391,380	71,926	192,651
Hancock	40,300	215,509	49,921	190,974
Harrison	23,100	63,225	22,245	80,559
Hendricks	59,900	214,821	60,507	215,921
Henry	53,200	125,299	51,702	112,205
Howard	88,300	211,617	93,754	165,327
Huntington	35,800	109,902	50,380	272,529
Jackson	34,200	127,434	68,308	523,919
Jasper	22,700	143,797	30,111	101,967
Jay	24,100	143,106	20,406	49,333
Jefferson	27,700	229,537	25,391	89,523
Jennings	20,600	55,267	10,527	25,750
Johnson	67,800	231,001	69,461	149,150
Knox	40,900	107,272	60,746	146,521
Kosciusko	52,200	148,235	69,567	291,479
LaGrange	22,000	75,184	37,724	174,985
Lake	549,400	3,759,516	390,869	1,204,991
LaPorte	105,900	509,424	147,497	526,928
Lawrence	40,700	171,191	53,189	213,193
Madison	139,400	626,533	122,243	240,667

County	Population	Expenditures	County Revenues	Total Revenues
Marion	792,500	6,615,395	844,982	4,428,960
Marshall	38,100	116,133	24,919	56,785
Martin	11,000	15,201	11,618	40,266
Miami	40,300	106,745	30,580	79,433
Monroe	89,100	261,551	117,758	284,277
Montgomery	34,400	145,137	46,919	176,417
Morgan	47,300	169,535	52,356	172,434
Newton	13,000	95,149	28,104	110,673
Noble	32,900	126,008	22,055	76,587
Ohio	4,600	16,598	4,004	12,247
Orange	17,400	39,170	15,604	21,880
Owen	13,100	53,507	20,206	73,849
Parke	15,600	45,075	14,927	45,516
Perry	19,100	78,215	12,391	42,222
Pike	12,100	52,168	8,853	21,452
Porter	94,500	338,319	151,830	561,159
Posey	22,900	108,599	27,007	110,260
Pulaski	12,800	90,282	24,671	86,608
Putnam	27,600	77,636	39,671	146,384
Randolph	29,500	72,071	21,432	41,655
Ripley	22,300	56,372	9,605	14,810
Rush	20,900	73,862	20,627	61,010
St. Joseph	242,300	687,905	313,257	904,733
Scott	18,600	67,996	30,422	103,893
Shelby	39,100	183,021	49,713	195,967

County	Population	Expenditures	County Revenues	Total Revenues
Spencer	17,700	64,699	23,701	112,228
Starke	20,800	62,685	12,800	21,693
Steuben	22,400	75,984	29,513	123,157
Sullivan	19,400	76,657	29,356	99,571
Switzerland	6,600	25,567	5,977	14,925
Tippecanoe	112,200	231,748	99,350	263,029
Tipton	16,000	58,133	8,440	14,309
Union	6,700	26,766	7,767	30,359
Vanderburgh	164,200	941,152	200,080	628,765
Vermillion	17,100	74,487	13,636	41,764
Vigo	112,700	460,473	79,615	171,416
Wabash	35,400	112,368	18,444	42,784
Warren	8,500	32,161	13,290	59,990
Warrick	33,300	117,093	32,599	110,497
Washington	19,800	70,305	6,109	15,917
Wayne	79,200	397,944	84,601	361,040
Wells	25,000	69,649	13,369	21,407
White	21,900	94,787	32,186	84,055
Whitley	24,800	77,622	17,082	31,335

NOTE: Population is based on July 1, 1974, United States estimates. - 231 -

STATE EXPENDITURES ON INDIANA COURTS

(Information is from State Auditor's Report for Fiscal Year 1976 - 1977)

Disbursements to:

Account	Personal Services	Services Other Than Personal	Services by Contract	Materials, Parts and Supplies	Equipment	Lands and Structures	Grants, Subsidies, Refunds and Awards	In State Travel	Out of State Travel	Total
Supreme Court	\$ 645,456	\$41,554	\$20,743	\$ 5,554	\$47,964			\$ 1,364	\$ 957	\$ 763,592
Court of Appeals	\$ 970,196	\$43,332	\$31,211	\$13,479	\$29,817			\$10,165	\$1,048	\$1,099,248
Judges (Salaries)	\$5,545,698							\$13,542		\$5,559,240
Special Judges							\$456,175			\$ 456,175

1977 TRIAL JUDGES

County	No. of Circuit Court Judges	No. of Superior Court Judges	No. of County Court Judges	Other	Total No. of Judges	Population	Ratio
Adams	1		1		2	27,400	1:13,700
Allen	1	8			9	288,900	1:32,100
Bartholomew	1	1	1		3	59,100	1:19,700
Benton	1				1	11,200	1:11,200
Blackford	1				1	16,000	1:16,000
Boone	1	1	1		3	32,000	1:10,667
Brown	1				1	9,700	1: 9,700
Carroll	1				1	18,200	1:18,200
Cass ¹	1		1		2	40,700	1:20,350
Clark	1	1	1		3	80,900	1:26,967
Clay	1		$\frac{1}{2}$		$1\frac{1}{2}$	24,400	1:16,267
Clinton	1		1		2	30,800	1:15,400
Crawford	$\frac{1}{2}$		$\frac{1}{2}$		$\frac{1}{2} \pm \frac{1}{2}$	8,700	1: 8,700
Daviess	1		1		2	26,700	1:13,350
Dearborn	$\frac{1}{2}$		1		$1\frac{1}{2}$	30,800	1:20,533
Decatur	1		1		2	23,100	1:11,550
DeKalb	1	1 ²			2	31,900	1:15,950
Delaware	1	2	2		5	130,600	1:26,120
Dubois	$\frac{1}{2}$		$\frac{1}{2}$		$\frac{1}{2} \pm \frac{1}{2}$	31,900	1:31,900
Elkhart	1	2	2		5	135,300	1:27,060
Fayette	1		1		2	27,400	1:13,700
Floyd ³	1		1		2	57,700	1:28,850
Fountain	1				1	18,600	1:18,600
Franklin	1				1	17,600	1:17,600
Fulton ⁴	1		$\frac{1}{2}$		$1\frac{1}{2}$	17,700	1:11,800
Gibson ⁵	1		$\frac{1}{2}$		$1\frac{1}{2}$	31,400	1:20,933
Grant	1	2	1		4	84,400	1:21,100
Greene	1		$\frac{1}{2}$		$1\frac{1}{2}$	28,100	1:18,733
Hamilton	1	1	1		3	65,100	1:21,700
Hancock	1	1	1		3	40,300	1:13,433
Harrison	$\frac{1}{2}$		$\frac{1}{2}$		$\frac{1}{2} \pm \frac{1}{2}$	23,100	1:23,100
Hendricks	1	1	1		3	59,900	1:19,967

NOTE: $\frac{1}{2}$ indicates that one judge serves two counties.

Population is based on July 1, 1974, United States estimates.

County	No. of Circuit Court Judges	No. of Superior Court Judges	No. of County Court Judges	Other	Total No. of Judges	Population	Ratio
Henry	1	1	1		3	53,200	1:17,733
Howard	1	2	1		4	88,300	1:22,075
Huntington	1		1		2	35,800	1:17,900
Jackson	1		1		2	34,200	1:17,100
Jasper	1		$\frac{1}{2}$		$1\frac{1}{2}$	22,700	1:15,133
Jay	1		$\frac{1}{2}$		$1\frac{1}{2}$	24,100	1:16,067
Jefferson	$\frac{1}{2}$		1		$1\frac{1}{2}$	27,700	1:18,467
Jennings	1				1	20,600	1:20,600
Johnson	1	1	1		3	67,800	1:26,600
Knox	1	1	1		3	40,900	1:13,633
Kosciusko	1	1	1		3	52,200	1:17,400
LaGrange	1		$\frac{1}{2}$		$1\frac{1}{2}$	22,000	1:15,267
Lake	1	10	3		14	549,400	1:39,243
LaPorte	1	2	2		5	105,900	1:21,180
Lawrence	1	1	1		3	40,700	1:13,567
Madison	1	3	2		6	139,400	1:23,233
Marion	1	7		21	29	792,500	1:27,328
Marshall	1	1	1		3	38,100	1:12,700
Martin	$\frac{1}{2}$		$\frac{1}{2}$		$\frac{1}{2} + \frac{1}{2}$	11,000	1:11,000
Miami ⁶	1	1			2	40,300	1:20,150
Monroe ⁷	1	3			4	89,100	1:22,275
Montgomery	1		1		2	34,400	1:17,200
Morgan	1	1	1		3	47,300	1:15,767
Newton	1				1	13,000	1:13,000
Noble ⁸	1		$\frac{1}{2}$		$1\frac{1}{2}$	32,900	1:21,933
Ohio	$\frac{1}{2}$		$\frac{1}{2}$		$\frac{1}{2} + \frac{1}{2}$	4,600	1: 4,600
Orange	1				1	17,400	1:17,400
Owen	1				1	13,100	1:13,100
Parke	1				1	15,600	1:15,600
Perry	1				1	19,100	1:19,100
Pike	1				1	12,100	1:12,100
Porter	1	2	1		4	94,500	1:23,625
Posey ⁹	1		$\frac{1}{2}$		$1\frac{1}{2}$	22,900	1:15,267
Pulaski ¹⁰	1		$\frac{1}{2}$		$1\frac{1}{2}$	12,800	1: 8,533
Putnam	1		$\frac{1}{2}$		$1\frac{1}{2}$	27,600	1:18,400
Randolph	1		$\frac{1}{2}$		$1\frac{1}{2}$	29,500	1:19,677
Ripley	1				1	22,300	1:22,300
Rush	1		1		2	20,900	1:10,450
St. Joseph	1	7		1	9	242,300	1:26,922

County	No. of Circuit Court Judges	No. of Superior Court Judges	No. of County Court Judges	Other	Total No. of Judges	Population	Ratio
Scott	1				1	18,600	1:18,600
Shelby	1	1	1		3	39,100	1:13,033
Spencer	1				1	17,700	1:17,700
Starke	1				1	20,800	1:20,800
Steuben	1		$\frac{1}{2}$		$1\frac{1}{2}$	22,400	1:14,933
Sullivan	1		$\frac{1}{2}$		$1\frac{1}{2}$	19,400	1:12,933
Switzerland	$\frac{1}{2}$		$\frac{1}{2}$		$\frac{1}{2} \pm \frac{1}{2}$	6,600	1: 6,600
Tippecanoe	1	2	1		4	112,200	1:28,050
Tipton	1				1	16,000	1:16,000
Union	1				1	6,700	1: 6,700
Vanderburgh	1	6			7	164,200	1:23,457
Vermillion	1				1	17,100	1:17,100
Vigo	1	2	2		5	112,700	1:22,540
Wabash	1		1		2	35,400	1:17,700
Warren	1				1	8,500	1: 8,500
Warrick	1	1			2	33,300	1:16,650
Washington	1				1	19,800	1:19,800
Wayne	1	2	1		4	79,200	1:19,800
Wells	1		1		2	25,000	1:12,500
White	1		$\frac{1}{2}$		$1\frac{1}{2}$	21,900	1:14,600
Whitley ¹¹	1		$\frac{1}{2}$		$1\frac{1}{2}$	24,800	1:16,533

- 1) Cass County Court will become a Superior Court as of 1-1-78. Acts 1977, P.L. 315.
- 2) DeKalb Superior Court was a County Court until 7-1-77. Acts 1977, P.L. 316.
- 3) Floyd County will have a Superior Court as of 1-1-78. Acts 1977, P.L. 317.
- 4) Fulton-Pulaski County Court began operations 7-1-77.
- 5) Gibson-Posey County Court will be split into two such courts as of 1-1-79. Acts 1977, P.L. 315.
- 6) Miami Superior Court was a County Court until 7-1-77. Acts 1977, P.L. 315.
- 7) Monroe Superior Court was reorganized as of 7-1-77. Prior to that time there was one Superior Court judge and one County Court judge. Acts 1977, P.L. 315.
- 8) Noble-Whitley County Court will be split as of 1-1-79. Acts 1977, P.L. 315.
- 9) Posey County Court, see F.N. 5.
- 10) Pulaski County Court, see F.N. 4.
- 11) Whitley County Court, see F.N. 8.

LISTING OF COURTS BY NUMBER OF FILINGS

<u>COUNTY</u>	<u>COURT</u>	<u>CIVIL</u>
LAKE	SUP CRM 1	
LAKE	SUP CRM 2	
LAKE	SUP CRM 4	
LAKE	SUP JUV	
MARION	SUP CRM 1	
MARION	SUP CRM 2	
MARION	SUP CRM 3	
PORTER	CIR	
PORTER	SUP 1	
PORTER	SUP 2	
VIGO	CIR-JUV	
LAKE	SUP CRM 3	
MARION	JUV.	
LAKE	SUP CRM SP J	
VANDERBURGH	SUP-JUV	
VIGO	SUP PROB	
MARION	SUP CRM 4	
ALLEN	SUP JUV	
OHIO	CIR	16
ST. JOSEPH	SUP PROB	21
UNION	CIR	22
SWITZERLAND	CIR	28
MARSHALL	SUP	49
SHELBY	SUP	62
LAPORTE	SUP 2	66
BLACKFORD	CIR	72
OWEN	CIR	72
CRAWFORD	CIR	76
PIKE	CIR	77
WARREN	CIR	78
PULASKI	CIR	80
KNOX	SUP	80
MARTIN	CIR	80
NEWTON	CIR	85
PARKE	CIR	86
BOONE	CIR	87
BENTON	CIR	88
LAGRANGE	CIR	88
HENRY	SUP	90
HUNTINGTON	CIR	91
GRANT	SUP 2	92
ADAMS	CIR	93
HARRISON	CIR	93
HENDRICKS	SUP	93
TIPPECANOE	SUP 1	94
TIPTON	CIR	95

CONTINUED

5 OF 6

LISTING OF COURTS BY NUMBER OF FILINGS

<u>COUNTY</u>	<u>COURT</u>	<u>CIVIL</u>
KOSCIUSKO	SUP	95
WELLS	CIR	95
MIAMI	SUP	95
BOONE	SUP	98
WAYNE	SUP 2	100
CLARK	SUP	103
DEARBORN	CIR	107
DUBOIS	CIR	108
BROWN	CIR	111
POSEY	CIR	111
DEKALB	CIR	114
JEFFERSON	CIR	114
HANCOCK	SUP	116
PERRY	CIR	116
SULLIVAN	CIR	117
FRANKLIN	CIR	120
WARRICK	SUP	123
FOUNTAIN	CIR	124
CARROLL	CIR	125
MIAMI	CIR	128
WHITLEY	CIR	133
JENNINGS	CIR	133
RUSH	CIR	135
MONTGOMERY	CIR	136
WASHINGTON	CIR	136
KNOX	CIR	137
LAWRENCE	SUP	139
NOBLE	CIR	140
MARSHALL	CIR	140
CLINTON	CIR	142
ORANGE	CIR	142
CLAY	CIR	142
DEKALB	SUP	146
SCOTT	CIR	147
MONROE	SUP 2	147
JOHNSON	SUP	147
RANDOLPH	CIR	149
STEBEN	CIR	150
DECATUR	CIR	156
LAWRENCE	CIR	156
ELKHART	CIR	158
VIGO	SUP 1	165
JACKSON	CIR	169
JAY	CIR	170
HENDRICKS	CIR	171
WAYNE	SUP 1	171

LISTING OF COURTS BY NUMBER OF FILINGS

<u>COUNTY</u>	<u>COURT</u>	<u>CIVIL</u>
FULTON	CIR	175
WAYNE	CIR	177
WABASH	CIR	181
DAVISS	CIR	182
VANDEBURGH	CIR	182
SHELBY	CIR	183
VERMILLION	CIR	184
DELAWARE	SUP 1	186
GRANT	SUP 1	187
RIPLEY	CIR	187
TIPPECANOE	SUP 2	189
MONROE	SUP 1	201
GREENE	CIR	202
JASPER	CIR	203
WARRICK	CIR	207
KOSCIUSKO	CIR	208
BARTHOLOMEW	SUP	209
PUTNAM	CIR	214
MADISON	CIR	216
MORGAN	CIR	219
WHITE	CIR	221
MORGAN	SUP	221
HANCOCK	CIR	234
SPENCER	CIR	234
GIBSON	CIR	238
HAMILTON	SUP	239
FAYETTE	CIR	239
STARKE	CIR	243
BARTHOLOMEW	CIR	245
DELAWARE	SUP 2	250
VIGO	SUP 2	260
LAPORTE	CIR	262
FLOYD	CIR	268
LAPORTE	SUP 1	271
CASS	CIR	288
VIGO	SUP 3(CIR)	292
CLARK	CIR	303
MARION	PROB	306
HOWARD	CIR	310
HOWARD	SUP 2	336
HENRY	CIR	357
MONROE	CIR	357
GRANT	CIR	390
JOHNSON	CIR	412
HAMILTON	CIR	437
ELKHART	SUP 2	443

LISTING OF COURTS BY NUMBER OF FILINGS

<u>COUNTY</u>		<u>COURT</u>	<u>CIVIL</u>
TIPPECANOE		CIR	447
HOWARD		SUP 1	489
MARION		SUP 2	501
MARION		SUP 6	501
MARION		SUP 1	509
LAKE		SUP 3	512
MARION		SUP 4	533
LAKE		SUP 1	549
MARION		SUP 3	566
DELAWARE		CIR	573
MARION		SUP 7	590
MARION		SUP 5	645
ELKHART		SUP 1	682
MADISON		SUP	702
ALLEN		CIR	841
LAKE		SUP 2	859
VANDEBURGH	(4 Judges)	SUP 1 2 3 4	956
ST. JOSEPH	(5 Judges)	SUP	998
LAKE		SUP 4	1008
PORTER	(3 Judges)	CIR SUP	1174
ST. JOSEPH		CIR	1300
LAKE		SUP 5	1689
ALLEN	(5 Judges)	SUP	1726
MARION		CIR	2057
LAKE		CIR	2303

LISTING OF COURTS BY NUMBER OF FILINGS

<u>COUNTY</u>	<u>COURT</u>	<u>DISSOLUTION</u>
CLARK	CIR	
JOHNSON	CIR	
LAKE	SUP CRM 1	
LAKE	SUP CRM 2	
LAKE	SUP CRM 4	
LAKE	SUP JUV	
MARION	PROB	
MARION	SUP CRM 1	
MARION	SUP CRM 2	
MARION	SUP CRM 3	
PORTER	CIR	
PORTER	SUP 1	
PORTER	SUP 2	
ST. JOSEPH	SUP PROB	
VIGO	CIR-JUV	
LAKE	SUP CRM 3	
MARION	JUV.	
TIPPECANOE	CIR	
LAKE	SUP CRM SP J	
VANDEBURGH	CIR	
VANDEBURGH	SUP-JUV	
VIGO	SUP PROB	
MARION	SUP CRM 4	
ALLEN	SUP JUV	
DEKALB	SUP	
GRANT	CIR	3
SPENCER	CIR	10
KNOX	CIR	11
OHIO	CIR	26
UNION	CIR	37
SWITZERLAND	CIR	41
BENTON	CIR	52
LAPORTE	SUP 2	63
BOONE	CIR	67
LAGRANGE	CIR	71
WARREN	CIR	72
CRAWFORD	CIR	78
NEWTON	CIR	82
MARTIN	CIR	82
PULASKI	CIR	84
MARSHALL	CIR	93
WARRICK	SUP	103
FRANKLIN	CIR	107
CARROLL	CIR	111
TIPTON	CIR	115
WAYNE	CIR	116

LISTING OF COURTS BY NUMBER OF FILINGS

<u>COUNTY</u>	<u>COURT</u>	<u>DISSOLUTION</u>
RUSH	CIR	118
PARKE	CIR	118
ADAMS	CIR	120
PIKE	CIR	122
HANCOCK	CIR	126
LAWRENCE	CIR	129
BROWN	CIR	130
OWEN	CIR	130
STARKE	CIR	132
RIPLEY	CIR	134
MIAMI	SUP	134
SHELBY	SUP	135
SULLIVAN	CIR	136
DECATUR	CIR	140
JASPER	CIR	140
JAY	CIR	142
VERMILLION	CIR	143
BLACKFORD	CIR	144
DUBOIS	CIR	145
FOUNTAIN	CIR	146
PERRY	CIR	146
MORGAN	CIR	150
WELLS	CIR	153
HARRISON	CIR	156
POSEY	CIR	157
ORANGE	CIR	158
HAMILTON	CIR	164
HENDRICKS	CIR	172
FULTON	CIR	176
STEBEN	CIR	177
KOSCIUSKO	SUP	179
MONROE	CIR	181
DAVISS	CIR	183
BARTHOLOMEW	CIR	187
WASHINGTON	CIR	187
DEKALB	CIR	191
MADISON	CIR	192
WHITE	CIR	194
CLAY	CIR	196
WHITLEY	CIR	198
BOONE	SUP	198
WARRICK	CIR	200
WAYNE	SUP 2	201
LAWRENCE	SUP	202
HUNTINGTON	CIR	213
JENNINGS	CIR	215

LISTING OF COURTS BY NUMBER OF FILINGS

<u>COUNTY</u>	<u>COURT</u>	<u>DISSOLUTION</u>
MIAMI	CIR	217
ELKHART	CIR	220
HENRY	CIR	221
DEARBORN	CIR	222
HENDRICKS	SUP	223
MARSHALL	SUP	225
GREENE	CIR	232
PUTNAM	CIR	237
HANCOCK	SUP	252
RANDOLPH	CIR	253
SHELBY	CIR	254
WAYNE	SUP 1	257
JEFFERSON	CIR	259
SCOTT	CIR	262
GRANT	SUP 2	267
GIBSON	CIR	272
FAYETTE	CIR	284
HENRY	SUP	285
MONTGOMERY	CIR	286
KOSCIUSKO	CIR	289
JACKSON	CIR	291
HOWARD	CIR	298
KNOX	SUP	303
CLINTON	CIR	310
NOBLE	CIR	314
WABASH	CIR	315
MONROE	SUP 1	316
ELKHART	SUP 2	326
DELAWARE	SUP 1	335
VIGO	SUP 1	336
VIGO	SUP 2	338
VIGO	SUP 3(CIR)	338
MORGAN	SUP	342
HOWARD	SUP 1	346
MONROE	SUP 2	348
LAKE	SUP 5	359
HAMILTON	SUP	361
CASS	CIR	363
LAKE	SUP 4	372
TIPPECANOE	SUP 2	390
LAPORTE	CIR	393
LAPORTE	SUP 1	439
LAKE	SUP 1	446
JOHNSON	SUP	452
HOWARD	SUP 2	465
DELAWARE	CIR	486

LISTING OF COURTS BY NUMBER OF FILINGS

<u>COUNTY</u>		<u>COURT</u>	<u>DISSOLUTION</u>
FLOYD		CIR	505
TIPPECANOE		SUP 1	551
BARTHOLOMEW		SUP	576
LAKE		SUP 2	586
DELAWARE		SUP 2	591
ST. JOSEPH		CIR	594
ELKHART		SUP 1	623
GRANT		SUP 1	761
ALLEN		CIR	763
MARION		SUP 4	924
MARION		SUP 7	924
MARION		SUP 1	930
MARION		SUP 6	932
MARION		CIR	935
MARION		SUP 3	943
MARION		SUP 5	952
MARION		SUP 2	961
MADISON		SUP	975
PORTER	(3 Judges)	CIR SUP	989
LAKE		SUP 3	1035
CLARK		SUP	1045
ST. JOSEPH	(5 Judges)	SUP	1205
LAKE		CIR	1350
ALLEN	(5 Judges)	SUP	1525
VANDEBURGH	(4 Judges)	SUP 1 2 3 4	1994

LISTING OF COURTS BY NUMBER OF FILINGS

<u>COUNTY</u>	<u>COURT</u>	<u>PROBATE-ADOPTION</u>
ALLEN	CIR	
CLARK	SUP	
DELAWARE	SUP 1	
GRANT	SUP 1	
HENDRICKS	CIR	
LAKE	SUP CRM 1	
LAKE	SUP CRM 2	
LAKE	SUP CRM 4	
LAKE	SUP JUV	
LAWRENCE	SUP	
MARION	SUP CRM 1	
MARION	SUP CRM 2	
MARION	SUP 2	
MARION	SUP CRM 3	
MARION	CIR	
MARION	SUP 3	
MARION	SUP 4	
PORTER	CIR	
PORTER	SUP 1	
PORTER	SUP 2	
TIPPECANOE	SUP 1	
TIPPECANOE	SUP 2	
VIGO	CIR-JUV	
VIGO	SUP 1	
VIGO	SUP 2	
LAKE	SUP CRM 3	
MARION	JUV.	
MARION	SUP 6	
MARION	SUP 7	
MONROE	SUP 1	
MONROE	SUP 2	
LAKE	SUP CRM SP J	
VANDERBURGH	CIR	
VANDERBURGH (4 Judges)	SUP 1 2 3 4	
BOONE	CIR	
VIGO	SUP PROB	
KNOX	SUP	
ST. JOSEPH	CIR	
MARION	SUP CRM 4	
MARION	SUP 5	
ALLEN	SUP JUV	
DEKALB	SUP	
MARION	SUP 1	
LAPORTE	SUP 2	2
OHIO	CIR	23
MARSHALL	SUP	24

LISTING OF COURTS BY NUMBER OF FILINGS

<u>COUNTY</u>		<u>COURT</u>	<u>PROBATE-ADOPTION</u>
ST. JOSEPH	(5 Judges)	SUP	26
LAKE		SUP 4	28
CRAWFORD		CIR	29
UNION		CIR	29
WARRICK		SUP	29
MORGAN		SUP	29
HOWARD		SUP 2	33
LAKE		SUP 5	39
HOWARD		SUP 1	39
SHELBY		SUP	45
SWITZERLAND		CIR	48
OWEN		CIR	50
WARREN		CIR	52
MARTIN		CIR	55
WAYNE		CIR	56
PIKE		CIR	59
HANCOCK		CIR	60
BROWN		CIR	61
GRANT		SUP 2	66
BARTHOLOMEW		SUP	70
PULASKI		CIR	70
MIAMI		SUP	74
HARRISON		CIR	75
SCOTT		CIR	81
HENRY		SUP	82
BENTON		CIR	83
KOSCIUSKO		SUP	85
PERRY		CIR	86
FRANKLIN		CIR	86
JENNINGS		CIR	86
LAGRANGE		CIR	89
WARRICK		CIR	91
PARKE		CIR	91
NEWTON		CIR	93
BLACKFORD		CIR	96
HAMILTON		SUP	96
ORANGE		CIR	99
TIPTON		CIR	101
SPENCER		CIR	101
DELAWARE		SUP 2	101
PUTNAM		CIR	101
VIGO		SUP 3(CIR)	102
MADISON		SUP	105
HANCOCK		SUP	108
DECATUR		CIR	111
VERMILLION		CIR	111

LISTING OF COURTS BY NUMBER OF FILINGS

<u>COUNTY</u>	<u>COURT</u>	<u>PROBATE-ADOPTION</u>
FOUNTAIN	CIR	114
JEFFERSON	CIR	114
FULTON	CIR	115
HENRY	CIR	115
STARKE	CIR	115
WAYNE	SUP 2	116
RUSH	CIR	117
FAYETTE	CIR	118
WELLS	CIR	119
DEARBORN	CIR	120
JAY	CIR	121
ELKHART	SUP 1	121
MADISON	CIR	124
MIAMI	CIR	126
WASHINGTON	CIR	126
JOHNSON	SUP	130
CARROLL	CIR	132
STEBEN	CIR	132
SULLIVAN	CIR	133
JASPER	CIR	134
ADAMS	CIR	135
CLAY	CIR	136
SHELBY	CIR	139
RIPLEY	CIR	141
WHITE	CIR	143
GREENE	CIR	146
POSEY	CIR	146
BOONE	SUP	148
JOHNSON	CIR	153
MORGAN	CIR	155
MONTGOMERY	CIR	160
DAVISS	CIR	161
WHITLEY	CIR	162
DUBOIS	CIR	168
HUNTINGTON	CIR	168
JACKSON	CIR	174
WABASH	CIR	180
HAMILTON	CIR	181
DEKALB	CIR	182
WAYNE	SUP 1	184
BARTHOLOMEW	CIR	185
KOSCIUSKO	CIR	185
LAWRENCE	CIR	197
CLINTON	CIR	199
RANDOLPH	CIR	199
MARSHALL	CIR	201

LISTING OF COURTS BY NUMBER OF FILINGS

<u>COUNTY</u>	<u>COURT</u>	<u>PROBATE-ADOPTION</u>
NOBLE	CIR	202
ELKHART	SUP 2	212
GIBSON	CIR	215
CASS	CIR	225
LAPORTE	SUP 1	230
KNOX	CIR	237
LAKE	SUP 1	237
ELKHART	CIR	242
LAPORTE	CIR	254
MONROE	CIR	271
HENDRICKS	SUP	289
CLARK	CIR	291
HOWARD	CIR	314
GRANT	CIR	327
FLOYD	CIR	329
LAKE	SUP 3	351
PORTER	CIR SUP	416
DELAWARE	CIR	478
LAKE	SUP 2	483
TIPPECANOE	CIR	551
LAKE	CIR	554
ALLEN (5 Judges)	SUP	863
ST. JOSEPH	SUP PROB	1015
VANDEBURGH	SUP-JUV	1062
MARION	PROB	2440

LISTING OF COURTS BY NUMBER OF FILINGS

<u>COUNTY</u>	<u>COURT</u>	<u>CRIMINAL</u>
CLARK	SUP	
DELAWARE	SUP 1	
LAKE	SUP JUV	
MARION	PROB	
MARION	SUP 2	
MARION	CIR	
MARION	SUP 3	
MARION	SUP 4	
PORTER	CIR	
PORTER	SUP 1	
PORTER	SUP 2	
ST. JOSEPH	SUP PROB	
TIPPECANOE	SUP 2	
VIGO	CIR-JUV	
MARION	SUP 6	
MARION	SUP 7	
LAKE	CIR	
LAKE	SUP 1	
VANDEBURGH	SUP-JUV	
LAKE	SUP 2	
LAKE	SUP 3	
VIGO	SUP PROB	
LAKE	SUP 4	
MARION	SUP 5	
ALLEN	SUP JUV	
MARION	SUP 1	
MORGAN	CIR	1
KNOX	CIR	2
SWITZERLAND	CIR	3
LAPORTE	SUP 2	8
LAKE	SUP 5	9
KOSCIUSKO	SUP	9
OHIO	CIR	10
UNION	CIR	12
WARREN	CIR	12
SHELBY	CIR	13
JOHNSON	CIR	14
JEFFERSON	CIR	21
LAGRANGE	CIR	25
MARION	JUV.	26
BLACKFORD	CIR	28
WHITLEY	CIR	28
BOONE	CIR	28
HENDRICKS	CIR	29
SPENCER	CIR	29
HANCOCK	SUP	31

LISTING OF COURTS BY NUMBER OF FILINGS

<u>COUNTY</u>	<u>COURT</u>	<u>CRIMINAL</u>
POSEY	CIR	33
HANCOCK	CIR	34
SULLIVAN	CIR	35
VIGO	SUP 2	35
NOBLE	CIR	36
ADAMS	CIR	37
TIPPECANOE	SUP 1	37
MONROE	CIR	39
DEKALB	CIR	41
HENRY	CIR	41
GRANT	CIR	44
GRANT	SUP 1	44
KOSCIUSKO	CIR	45
LAWRENCE	SUP	45
HARRISON	CIR	46
WHITE	CIR	46
DELAWARE	SUP 2	46
TIPPECANOE	CIR	48
CASS	CIR	49
CLINTON	CIR	49
BOONE	SUP	50
JAY	CIR	51
GRANT	SUP 2	52
RUSH	CIR	52
PERRY	CIR	54
MARSHALL	CIR	54
DEARBORN	CIR	55
HENDRICKS	SUP	55
DECATUR	CIR	57
FULTON	CIR	57
STEBEN	CIR	63
WARRICK	SUP	63
VERMILLION	CIR	63
JASPER	CIR	63
WELLS	CIR	63
BENTON	CIR	64
CRAWFORD	CIR	64
WAYNE	SUP 1	64
BARTHOLOMEW	CIR	66
CARROLL	CIR	66
CLARK	CIR	67
MARSHALL	SUP	67
HUNTINGTON	CIR	67
LAPORTE	SUP 1	68
HOWARD	SUP 2	69
HOWARD	SUP 1	70

LISTING OF COURTS BY NUMBER OF FILINGS

<u>COUNTY</u>	<u>COURT</u>	<u>CRIMINAL</u>
RANDOLPH	CIR	71
HOWARD	CIR	71
PIKE	CIR	72
LAWRENCE	CIR	73
KNOX	SUP	74
VIGO	SUP 1	75
LAKE	SUP CRM SP J	77
BARTHOLOMEW	SUP	79
BROWN	CIR	79
MONTGOMERY	CIR	79
LAPORTE	CIR	80
ORANGE	CIR	81
WARRICK	CIR	82
FAYETTE	CIR	84
DEKALB	SUP	84
FOUNTAIN	CIR	87
RIPLEY	CIR	87
WASHINGTON	CIR	89
STARKE	CIR	89
MONROE	SUP 1	90
ELKHART	CIR	91
MARTIN	CIR	91
HENRY	SUP	93
MONROE	SUP 2	93
PULASKI	CIR	102
WAYNE	SUP 2	103
CLAY	CIR	105
DAVISS	CIR	108
DELAWARE	CIR	108
JENNINGS	CIR	111
WAYNE	CIR	112
VIGO	SUP 3(CIR)	113
JOHNSON	SUP	114
MIAMI	CIR	115
WABASH	CIR	115
FLOYD	CIR	115
MADISON	CIR	122
HAMILTON	CIR	122
HAMILTON	SUP	122
GIBSON	CIR	129
TIPTON	CIR	133
ELKHART	SUP 1	138
PARKE	CIR	145
OWEN	CIR	148
MADISON	SUP	180
ALLEN	CIR	182

LISTING OF COURTS BY NUMBER OF FILINGS

<u>COUNTY</u>		<u>COURT</u>	<u>CRIMINAL</u>
JACKSON		CIR	187
DUBOIS		CIR	191
MIAMI		SUP	198
ELKHART		SUP 2	200
PORTER		CIR SUP	203
SHELBY		SUP	204
GREENE		CIR	206
LAKE		SUP CRM 1	229
ST. JOSEPH		CIR	234
NEWTON		CIR	259
LAKE		SUP CRM 3	259
FRANKLIN		CIR	262
MORGAN		SUP	266
VANDERBURGH		SUP 1 2 3 4	268
VANDERBURGH		CIR	276
ALLEN	(5 Judges)	SUP	281
LAKE		SUP CRM 4	300
PUTNAM		CIR	347
LAKE		SUP CRM 2	384
MARION		SUP CRM 3	428
SCOTT		CIR	452
MARION		SUP CRM 1	465
MARION		SUP CRM 4	469
MARION		SUP CRM 2	492
ST. JOSEPH	(5 Judges)	SUP	514

LISTING OF COURTS BY NUMBER OF FILINGS

<u>COUNTY</u>	<u>COURT</u>	<u>JUVENILE</u>
ALLEN	CIR	
BARTHOLOMEW	SUP	
CLARK	CIR	
DELAWARE	SUP 1	
GRANT	SUP 1	
HENDRICKS	SUP	
KNOX	CIR	
KOSCIUSKO	CIR	
LAKE	SUP CRM 1	
LAKE	SUP CRM 2	
LAKE	SUP CRM 4	
LAKE	SUP 5	
LAPORTE	SUP 1	
LAWRENCE	SUP	
MADISON	CIR	
MARION	PROB	
MARION	SUP CRM 1	
MARION	SUP CRM 2	
MARION	SUP 2	
MARION	SUP CRM 3	
MARION	CIR	
MARION	SUP 3	
MARION	SUP 4	
MARSHALL	SUP	
PORTER	CIR	
PORTER	SUP 1	
PORTER	SUP 2	
SHELBY	CIR	
TIPPECANOE	SUP 1	
TIPPECANOE	SUP 2	
VIGO	SUP 1	
VIGO	SUP 2	
VIGO	SUP 3(CIR)	
LAKE	SUP CRM 3	
MARION	SUP 6	
MARION	SUP 7	
MONROE	SUP 1	
MONROE	SUP 2	
MORGAN	SUP	
ST. JOSEPH (5 Judges)	SUP	
BOONE	SUP	
LAKE	CIR	
LAKE	SUP CRM SP J	
LAKE	SUP 1	
ELKHART	SUP 1	
HOWARD	SUP 2	

LISTING OF COURTS BY NUMBER OF FILINGS

<u>COUNTY</u>	<u>COURT</u>	<u>JUVENILE</u>
VANDEBURGH	CIR	
VANDEBURGH	SUP 1 2 3 4	
HAMILTON	SUP	
LAKE	SUP 2	
LAKE	SUP 3	
VIGO	SUP PROB	
DELAWARE	SUP 2	
HOWARD	SUP 1	
LAKE	SUP 4	
ST. JOSEPH	CIR	
MARION	SUP CRM 4	
MARION	SUP 5	
DEKALB	SUP	
JOHNSON	SUP	
MARION	SUP 1	
UNION	CIR	3
OHIO	CIR	5
WARRICK	SUP	5
PULASKI	CIR	9
WARREN	CIR	9
FOUNTAIN	CIR	16
PIKE	CIR	16
CRAWFORD	CIR	18
HENRY	CIR	20
SPENCER	CIR	20
FRANKLIN	CIR	20
VERMILLION	CIR	26
BENTON	CIR	27
NEWTON	CIR	27
PERRY	CIR	32
WELLS	CIR	33
MARTIN	CIR	33
JAY	CIR	35
CARROLL	CIR	36
HANCOCK	CIR	36
WHITE	CIR	39
SCOTT	CIR	40
SWITZERLAND	CIR	40
ORANGE	CIR	41
LAGRANGE	CIR	44
SULLIVAN	CIR	45
FAYETTE	CIR	45
DECATUR	CIR	46
JENNINGS	CIR	48
WHITLEY	CIR	51
MIAMI	SUP	51

LISTING OF COURTS BY NUMBER OF FILINGS

<u>COUNTY</u>	<u>COURT</u>	<u>JUVENILE</u>
BLACKFORD	CIR	52
BROWN	CIR	52
PARKE	CIR	52
GIBSON	CIR	53
DUBOIS	CIR	56
POSEY	CIR	56
STEBEN	CIR	58
OWEN	CIR	60
WAYNE	CIR	65
BOONE	CIR	66
MIAMI	CIR	69
WAYNE	SUP 1	70
HANCOCK	SUP	73
JASPER	CIR	76
KOSCIUSKO	SUP	76
CLAY	CIR	77
RUSH	CIR	80
WARRICK	CIR	84
HARRISON	CIR	85
HUNTINGTON	CIR	85
ADAMS	CIR	88
MONROE	CIR	95
CASS	CIR	99
WASHINGTON	CIR	101
JACKSON	CIR	102
JOHNSON	CIR	103
MONTGOMERY	CIR	105
ELKHART	CIR	105
NOBLE	CIR	106
STARKE	CIR	106
CLINTON	CIR	113
WAYNE	SUP 2	113
PUTNAM	CIR	118
GREENE	CIR	120
LAWRENCE	CIR	120
MARSHALL	CIR	120
LAPORTE	CIR	121
MORGAN	CIR	124
DEKALB	CIR	127
RANDOLPH	CIR	127
HENRY	SUP	130
FULTON	CIR	131
RIPLEY	CIR	132
DAVISS	CIR	142
TIPPECANOE	CIR	152
BARTHOLOMEW	CIR	177

LISTING OF COURTS BY NUMBER OF FILINGS

<u>COUNTY</u>	<u>COURT</u>	<u>JUVENILE</u>
HAMILTON	CIR	181
WABASH	CIR	182
TIPTON	CIR	186
HENDRICKS	CIR	191
KNOX	SUP	205
GRANT	CIR	217
CLARK	SUP	220
VIGO	CIR-JUV	233
DEARBORN	CIR	249
LAPORTE	SUP 2	274
SHELBY	SUP	275
GRANT	SUP 2	291
JEFFERSON	CIR	319
HOWARD	CIR	324
PORTER	CIR SUP	326
DELAWARE	CIR	351
ALLEN	SUP JUV	387
ELKHART	SUP 2	411
ALLEN	SUP	454
MADISON	SUP	460
VANDEBURGH	SUP-JUV	630
FLOYD	CIR	656
ST. JOSEPH	SUP PROB	823
LAKE	SUP JUV	3416
MARION	JUV.	5460

LISTING OF COURTS BY NUMBER OF FILINGS

<u>COUNTY</u>	<u>COURT</u>	<u>SMALL CLAIMS</u>
VANDERBURGH	SUP CCF MD	
UNION	CIR CCF	41
WARREN	CIR CCF	68
MARTIN	COUNTY	84
POSEY	COUNTY	90
BENTON	CIR CCF	91
FRANKLIN	CIR CCF	91
OHIO	COUNTY	95
TIPTON	CIR CCF	96
BROWN	CIR CCF	101
CRAWFORD	COUNTY	115
SWITZERLAND	COUNTY	139
HARRISON	COUNTY	147
JENNINGS	CIR CCF	161
PIKE	CIR CCF	162
PULASKI	COUNTY	171
LAGRANGE	COUNTY	172
PERRY	CIR CCF	215
PARKE	CIR CCF	237
NEWTON	CIR CCF	241
VERMILLION	CIR CCF	241
DECATUR	COUNTY	246
DUBOIS	COUNTY	247
OWEN	CIR CCF	256
WASHINGTON	CIR CCF	258
WARRICK	SUP CCF	260
SULLIVAN	COUNTY	275
CARROLL	CIR CCF	320
WELLS	COUNTY	324
STARKE	CIR CCF	338
GIBSON	COUNTY	343
WHITLEY	COUNTY	353
SCOTT	CIR CCF	360
HANCOCK	COUNTY	397
WABASH	COUNTY	405
CLAY	COUNTY	411
STEBEN	COUNTY	415
ADAMS	COUNTY	420
DAVISS	COUNTY	420
FOUNTAIN	CIR CCF	422
RANDOLPH	COUNTY	424
CLINTON	COUNTY	426
FLOYD	COUNTY	427
FAYETTE	COUNTY	449
RIPLEY	CIR CCF	462
MARSHALL	COUNTY	463

LISTING OF COURTS BY NUMBER OF FILINGS

<u>COUNTY</u>	<u>COURT</u>	<u>SMALL CLAIMS</u>
FULTON	CIR CCF	502
RUSH	COUNTY	509
SHELBY	COUNTY	512
HENDRICKS	COUNTY	521
DEARBORN	COUNTY	526
ELKHART	COUNTY GOS	528
JAY	COUNTY	532
BLACKFORD	CIR CCF	541
VIGO	COUNTY 5	558
GREENE	COUNTY	576
CASS	COUNTY	578
PUTNAM	COUNTY	580
KNOX	COUNTY	589
JASPER	COUNTY	597
JEFFERSON	COUNTY	618
MIAMI	SUP CCF	676
JACKSON	COUNTY	683
BOONE	COUNTY	701
LAKE	COUNTY 2	759
ORANGE	CIR CCF	761
MORGAN	COUNTY	768
LAPORTE	COUNTY L/P	787
NOBLE	COUNTY	791
HUNTINGTON	COUNTY	805
LAKE	COUNTY 3	813
DELAWARE	COUNTY 1	838
WHITE	COUNTY	841
JOHNSON	COUNTY	869
CLARK	COUNTY	885
DELAWARE	COUNTY 2	920
MONTGOMERY	COUNTY	928
DEKALB	SUP CCF	955
LAPORTE	COUNTY M/C	1022
PORTER	COUNTY	1049
LAWRENCE	COUNTY	1069
KOSCIUSKO	COUNTY	1082
HENRY	COUNTY	1118
MONROE	SUP 3 CCF	1367
BARTHOLOMEW	COUNTY	1385
HAMILTON	COUNTY	1389
LAKE	COUNTY 1	1565
VIGO	COUNTY 4	1567
ELKHART	COUNTY ELK	1656
WAYNE	COUNTY	1696
GRANT	COUNTY	1722
HOWARD	COUNTY	2009

LISTING OF COURTS BY NUMBER OF FILINGS

<u>COUNTY</u>		<u>COURT</u>	<u>SMALL CLAIMS</u>
TIPPECANOE		COUNTY	2441
MADISON	(2 Judges)	COUNTY	2953
VANDERBURGH		SUP CCF SC	3910
ST. JOSEPH	(2 Judges)	SUP CCF	5562
ALLEN	(2 Judges)	SUP CCF	7643

LISTING OF COURTS BY NUMBER OF FILINGS

<u>COURT</u>	<u>COUNTY</u>	<u>CRIMINAL</u>
BENTON	CIR CCF	
BLACKFORD	CIR CCF	
FOUNTAIN	CIR CCF	
FRANKLIN	CIR CCF	
NEWTON	CIR CCF	
ORANGE	CIR CCF	
SCOTT	CIR CCF	
TIPTON	CIR CCF	
UNION	CIR CCF	
VERMILLION	CIR CCF	
WASHINGTON	CIR CCF	
PERRY	CIR CCF	
VANDEBURGH	SUP CCF SC	
WARRICK	SUP CCF	
STARKE	CIR CCF	
PARKE	CIR CCF	
JENNINGS	CIR CCF	
RIPLEY	CIR CCF	
LAKE	COUNTY 1	1
WELLS	COUNTY	21
ADAMS	COUNTY	29
OHIO	COUNTY	60
PIKE	CIR CCF	69
RANDOLPH	COUNTY	74
WHITLEY	COUNTY	94
WARREN	CIR CCF	103
FULTON	CIR CCF	108
RUSH	COUNTY	121
DEARBORN	COUNTY	153
DEKALB	SUP CCF	154
PUTNAM	COUNTY	174
CRAWFORD	COUNTY	178
MIAMI	SUP CCF	180
BOONE	COUNTY	189
SWITZERLAND	COUNTY	195
MARTIN	COUNTY	196
WAYNE	COUNTY	208
PULASKI	COUNTY	226
MARSHALL	COUNTY	227
DAVISS	COUNTY	231
GREENE	COUNTY	232
CLAY	COUNTY	234
VIGO	COUNTY 4	246
DECATUR	COUNTY	263
OWEN	CIR CCF	263
CARROLL	CIR CCF	282

LISTING OF COURTS BY NUMBER OF FILINGS

<u>COURT</u>	<u>COUNTY</u>	<u>CRIMINAL</u>
FLOYD	COUNTY	282
LAGRANGE	COUNTY	287
JASPER	COUNTY	288
HENRY	COUNTY	290
MADISON	COUNTY	299
ELKHART	COUNTY ELK	302
HUNTINGTON	COUNTY	310
CASS	COUNTY	318
SULLIVAN	COUNTY	330
GRANT	COUNTY	336
WHITE	COUNTY	345
WABASH	COUNTY	356
POSEY	COUNTY	359
CLINTON	COUNTY	363
MORGAN	COUNTY	365
GIBSON	COUNTY	376
TIPPECANOE	COUNTY	377
DELAWARE	COUNTY 2	377
JAY	COUNTY	389
NOBLE	COUNTY	395
JEFFERSON	COUNTY	407
KNOX	COUNTY	411
HARRISON	COUNTY	437
DELAWARE	COUNTY 1	452
FAYETTE	COUNTY	458
DUBOIS	COUNTY	463
STEBEN	COUNTY	491
MONTGOMERY	COUNTY	526
ELKHART	COUNTY GOS	541
HAMILTON	COUNTY	561
LAPORTE	COUNTY L/P	581
HANCOCK	COUNTY	587
SHELBY	COUNTY	626
BROWN	CIR CCF	628
JACKSON	COUNTY	683
LAKE	COUNTY 2	718
LAKE	COUNTY 3	780
BARTHOLOMEW	COUNTY	806
VIGO	COUNTY 5	810
CLARK	COUNTY	869
JOHNSON	COUNTY	899
KOSCIUSKO	COUNTY	929
PORTER	COUNTY	1260
HOWARD	COUNTY	1416
LAWRENCE	COUNTY	1604
LAPORTE	COUNTY M/C	1641

LISTING OF COURTS BY NUMBER OF FILINGS

<u>COURT</u>		<u>COUNTY</u>	<u>CRIMINAL</u>
HENDRICKS		COUNTY	1923
MONROE		SUP 3 CCF	2506
VANDEBURGH		SUP CCF MD	3446
ALLEN	(2 Judges)	SUP CCF	3910
ST. JOSEPH	(2 Judges)	SUP CCF	3939

LISTING OF COURTS BY NUMBER OF FILINGS

<u>COUNTY</u>	<u>COURT</u>	<u>NON-FELONY TRAFFIC</u>
BLACKFORD	CIR CCF	
HOWARD	COUNTY	
JAY	COUNTY	
ORANGE	CIR CCF	
WASHINGTON	CIR CCF	
VANDEBURGH	SUP CCF SC	
STARKE	CIR CCF	
DELAWARE	COUNTY 2	
DELAWARE	COUNTY 1	
JENNINGS	CIR CCF	
RIPLEY	CIR CCF	
LAKE	COUNTY 1	3
TIPTON	CIR CCF	6
WHITLEY	COUNTY	6
ELKHART	COUNTY ELK	9
WELLS	COUNTY	13
VIGO	COUNTY 4	16
RANDOLPH	COUNTY	54
MARSHALL	COUNTY	112
SWITZERLAND	COUNTY	129
MADISON	COUNTY	152
PIKE	CIR CCF	209
OHIO	COUNTY	213
WABASH	COUNTY	226
FOUNTAIN	CIR CCF	239
CLINTON	COUNTY	417
VERMILLION	CIR CCF	430
CARROLL	CIR CCF	433
ADAMS	COUNTY	507
BROWN	CIR CCF	509
UNION	CIR CCF	626
DEARBORN	COUNTY	668
BOONE	COUNTY	700
OWEN	CIR CCF	824
PERRY	CIR CCF	845
MARTIN	COUNTY	863
CRAWFORD	COUNTY	875
MIAMI	SUP CCF	883
FRANKLIN	CIR CCF	894
JOHNSON	COUNTY	906
DEKALB	SUP CCF	930
FULTON	CIR CCF	933
JEFFERSON	COUNTY	938
WARREN	CIR CCF	953
HENRY	COUNTY	954
RUSH	COUNTY	960

LISTING OF COURTS BY NUMBER OF FILINGS

<u>COUNTY</u>	<u>COURT</u>	<u>NON-FELONY TRAFFIC</u>
PULASKI	COUNTY	982
FAYETTE	COUNTY	1056
GRANT	COUNTY	1072
WHITE	COUNTY	1076
PARKE	CIR CCF	1138
DAVISS	COUNTY	1159
CLAY	COUNTY	1244
BENTON	CIR CCF	1249
CASS	COUNTY	1305
KNOX	COUNTY	1457
POSEY	COUNTY	1520
STEBEN	COUNTY	1525
NEWTON	CIR CCF	1590
BARTHOLOMEW	COUNTY	1638
SCOTT	CIR CCF	1650
SULLIVAN	COUNTY	1657
NOBLE	COUNTY	1671
VIGO	COUNTY 5	1675
GREENE	COUNTY	1713
HARRISON	COUNTY	1749
FLOYD	COUNTY	1803
JASPER	COUNTY	1853
DUBOIS	COUNTY	1957
LAWRENCE	COUNTY	2129
KOSCIUSKO	COUNTY	2359
SHELBY	COUNTY	2479
LAPORTE	COUNTY L/P	2501
MORGAN	COUNTY	2533
MONTGOMERY	COUNTY	2547
GIBSON	COUNTY	2653
HUNTINGTON	COUNTY	2696
WARRICK	SUP CCF	2812
PUTNAM	COUNTY	2855
DECATUR	COUNTY	2984
LAGRANGE	COUNTY	3219
HENDRICKS	COUNTY	3598
HAMILTON	COUNTY	3719
ELKHART	COUNTY GOS	3821
HANCOCK	COUNTY	3915
WAYNE	COUNTY	4005
TIPPECANOE	COUNTY	4300
LAPORTE	COUNTY M/C	5118
CLARK	COUNTY	6496
JACKSON	COUNTY	6581
MONROE	SUP 3 CCF	7053
LAKE	COUNTY 3	9333

LISTING OF COURTS BY NUMBER OF FILINGS

<u>COUNTY</u>		<u>COURT</u>	<u>NON-FELONY TRAFFIC</u>
LAKE		COUNTY 2	9415
PORTER		COUNTY	10698
VANDEBURGH		SUP CCF MD	12552
ALLEN	(2 Judges)	SUP CCF	16788
ST. JOSEPH	(2 Judges)	SUP CCF	39854

LISTING OF COURTS BY NUMBER OF FILINGS

<u>COUNTY</u>		<u>COURT</u>	<u>PLENARY PROCEEDINGS</u>
ALLEN	(2 Judges)	SUP CCF	
BENTON		CIR CCF	
BROWN		CIR CCF	
FAYETTE		COUNTY	
FOUNTAIN		CIR CCF	
FRANKLIN		CIR CCF	
JOHNSON		COUNTY	
MARTIN		COUNTY	
NEWTON		CIR CCF	
ORANGE		CIR CCF	
RANDOLPH		COUNTY	
SCOTT		CIR CCF	
TIPTON		CIR CCF	
UNION		CIR CCF	
VERMILLION		CIR CCF	
WASHINGTON		CIR CCF	
PERRY		CIR CCF	
POSEY		COUNTY	
VANDEBURGH		SUP CCF MD	
VANDEBURGH		SUP CCF SC	
WARRICK		SUP CCF	
OWEN		CIR CCF	
ST. JOSEPH	(2 Judges)	SUP CCF	
WARREN		CIR CCF	
PIKE		CIR CCF	
STARKE		CIR CCF	
JENNINGS		CIR CCF	
WABASH		COUNTY	
RIPLEY		CIR CCF	
LAWRENCE		COUNTY	
CRAWFORD		COUNTY	1
OHIO		COUNTY	1
FULTON		CIR CCF	1
SWITZERLAND		COUNTY	2
PULASKI		COUNTY	4
CASS		COUNTY	6
DAVISS		COUNTY	6
DUBOIS		COUNTY	7
GIBSON		COUNTY	7
HARRISON		COUNTY	12
HOWARD		COUNTY	13
MONTGOMERY		COUNTY	13
DEKALB		SUP CCF	14
DECATUR		COUNTY	15
WELLS		COUNTY	15
LAKE		COUNTY 2	16

LISTING OF COURTS BY NUMBER OF FILINGS

<u>COUNTY</u>	<u>COURT</u>	<u>PLENARY PROCEEDINGS</u>
CARROLL	CIR CCF	17
PUTNAM	COUNTY	17
ADAMS	COUNTY	19
JAY	COUNTY	19
WHITE	COUNTY	19
ELKHART	COUNTY GOS	20
RUSH	COUNTY	20
WHITLEY	COUNTY	21
LAGRANGE	COUNTY	23
DELAWARE	COUNTY 2	25
CLINTON	COUNTY	27
SHELBY	COUNTY	27
MORGAN	COUNTY	27
BLACKFORD	CIR CCF	28
WAYNE	COUNTY	29
DEARBORN	COUNTY	30
HUNTINGTON	COUNTY	31
JACKSON	COUNTY	32
JASPER	COUNTY	32
MIAMI	SUP CCF	34
HANCOCK	COUNTY	35
LAKE	COUNTY 1	35
BOONE	COUNTY	38
DELAWARE	COUNTY 1	39
SULLIVAN	COUNTY	40
MONROE	SUP 3 CCF	40
HENRY	COUNTY	41
JEFFERSON	COUNTY	41
MARSHALL	COUNTY	44
HENDRICKS	COUNTY	45
STEBEN	COUNTY	50
LAPORTE	COUNTY L/P	54
GREENE	COUNTY	55
NOBLE	COUNTY	55
KNOX	COUNTY	62
KOSCIUSKO	COUNTY	71
PORTER	COUNTY	75
GRANT	COUNTY	76
CLAY	COUNTY	92
MADISON	COUNTY	92
ELKHART	COUNTY ELK	95
BARTHOLOMEW	COUNTY	110
PARKE	CIR CCF	110
HAMILTON	COUNTY	123
TIPPECANOE	COUNTY	144
VIGO	COUNTY 4	156

LISTING OF COURTS BY NUMBER OF FILINGS

<u>COUNTY</u>	<u>COURT</u>	<u>PLENARY PROCEEDINGS</u>
LAKE	COUNTY 3	158
FLOYD	COUNTY	161
LAPORTE	COUNTY M/C	209
CLARK	COUNTY	280
VIGO	COUNTY 5	294

END