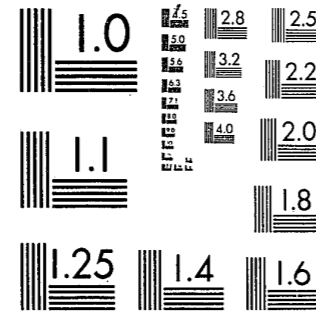


National Criminal Justice Reference Service



This microfiche was produced from documents received for inclusion in the NCJRS data base. Since NCJRS cannot exercise control over the physical condition of the documents submitted, the individual frame quality will vary. The resolution chart on this frame may be used to evaluate the document quality.



MICROCOPY RESOLUTION TEST CHART
NATIONAL BUREAU OF STANDARDS-1963-A

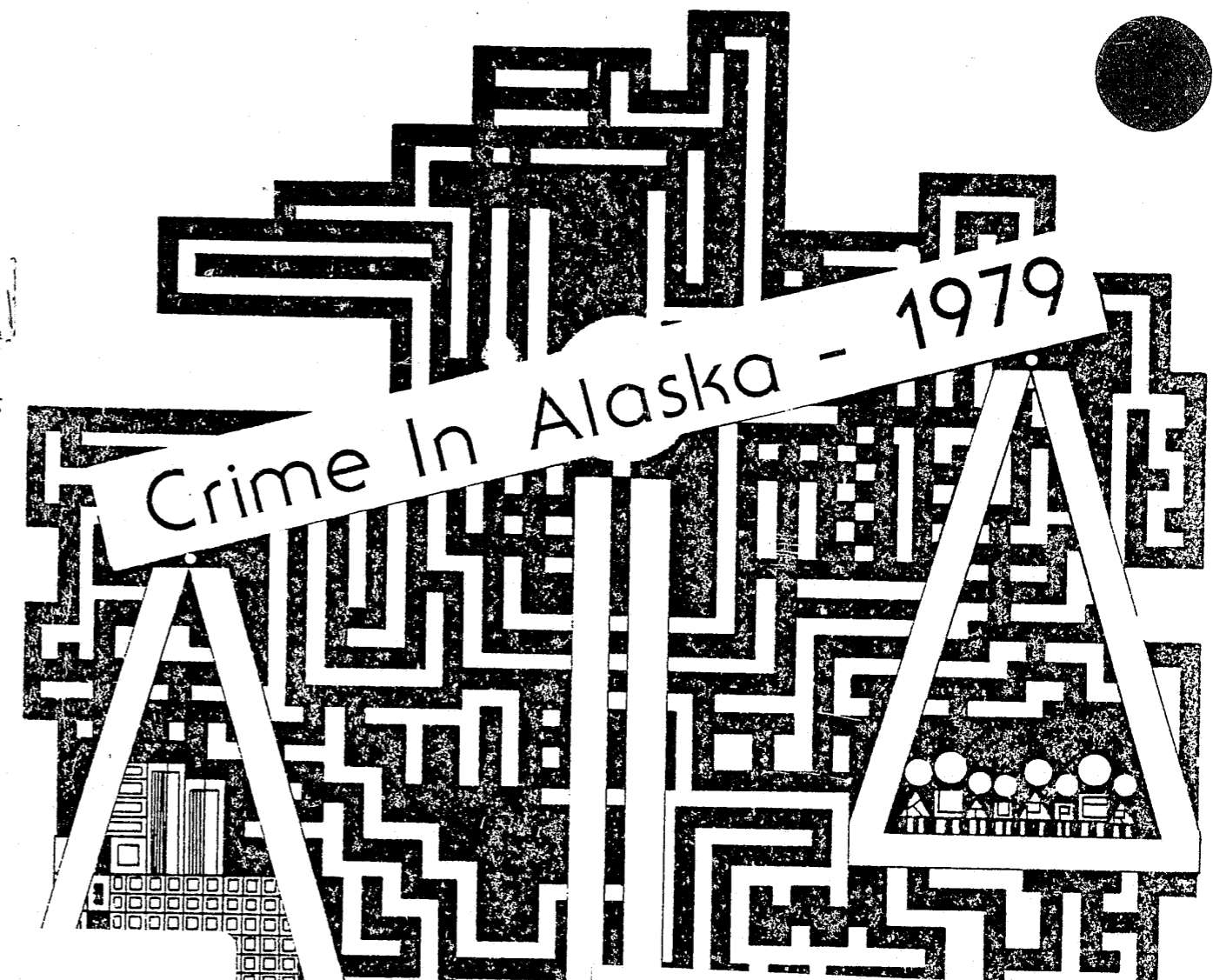

Microfilming procedures used to create this fiche comply with the standards set forth in 41CFR 101-11.504.

Points of view or opinions stated in this document are those of the author(s) and do not represent the official position or policies of the U. S. Department of Justice.

National Institute of Justice
United States Department of Justice
Washington, D. C. 20531

DATE FILMED

1/12/82



80001

U.S. Department of Justice
National Institute of Justice

This document has been reproduced exactly as received from the person or organization originating it. Points of view or opinions stated in this document are those of the authors and do not necessarily represent the official position or policies of the National Institute of Justice.

Permission to reproduce this copyrighted material has been granted by

Alaska Criminal Justice Planning Agency

to the National Criminal Justice Reference Service (NCJRS).

Further reproduction outside of the NCJRS system requires permission of the copyright owner.

Justice Planning Agency

Office Of The Governor

STATE OF ALASKA

OFFICE OF THE GOVERNOR

CRIMINAL JUSTICE PLANNING AGENCY

JAY S. HAMMOND, GOVERNOR

POUCH AJ
JUNEAU, ALASKA 99811
PHONE: 465-3591


TO: ALL ALASKAN LAW ENFORCEMENT AGENCIES AND OTHERS

The Criminal Justice Planning Agency is in its fifth year of publishing Crime In Alaska. Twenty-one reporting agencies contributed to the 1979 effort and their efforts are appreciated in providing us with the ability to make such a comprehensive report.

In the latter half of this report, you will note a difference from previous years in the presentation of information for individual agencies. This is a result of using updated information processing equipment which allows us the capability of tailoring data formats to your special needs. If you have special requests concerning the 1979 data, we will attempt to provide timely responses to your requests.

If there is any information we failed to include in Crime In Alaska or which you feel would be useful to you, please contact Richard Renninger, Research Analyst for the statistical analysis section. We would also appreciate being alerted to any inadvertent errors, submission of suggestions for improvement of the report, and comments concerning which parts of the report are most useful to your agency.

Sincerely,



Charles G. Adams, Jr.
Executive Director

NCJRS

JUL 2 1981

ACQUISITIONS

TABLE OF CONTENTS

| | |
|---|----|
| Crime In Alaska..... | 1 |
| Crime Index Rate..... | 2 |
| Alaska Vs. National Crime Rates..... | 6 |
| Crime Analysis of Alaska's Urban Cities..... | 8 |
| Crime Rates and Trends..... | 12 |
| Criminal Homicide..... | 19 |
| Forcible Rape..... | 26 |
| Robbery..... | 31 |
| Aggravated Assaults..... | 35 |
| Burglary..... | 39 |
| Larceny-Theft..... | 44 |
| Motor Vehicle Theft..... | 48 |
| Property Stolen and Recovered..... | 52 |
| Part II Crimes..... | 53 |
| Clearance Rates-Part I Offenses..... | 56 |
| Clearance Rates-Part II Offenses..... | 57 |
| Apprehension..... | 59 |
| Drug and Alcohol Related Arrests..... | 72 |
| Law Enforcement Officers Killed or Assaulted..... | 76 |

YEARLY RETURN OF OFFENSES KNOWN TO THE POLICE:

PROPERTY BY TYPE AND VALUE:

PROPERTY STOLEN BY CLASS:

ARRESTS BY AGE, RACE AND SEX:

| | |
|----------------------------|-----|
| Alaska State Troopers..... | 78 |
| Anchorage..... | 81 |
| Bethel..... | 84 |
| Cordova..... | 86 |
| Fairbanks..... | 88 |
| Homer..... | 91 |
| Juneau..... | 93 |
| Kenai..... | 95 |
| Ketchikan..... | 97 |
| Kodiak..... | 100 |
| Nome..... | 102 |
| North Pole..... | 104 |
| North Slope Borough..... | 106 |
| Palmer..... | 108 |
| Petersburg..... | 110 |
| Seward..... | 112 |
| Sitka..... | 114 |
| Skagway..... | 117 |
| Soldotna..... | 119 |
| Valdez..... | 121 |
| Wrangell..... | 123 |
| Statewide Totals..... | 125 |

*Unalaska
Kotzebue*

CRIME IN ALASKA

The major source of data used to measure the trend and distribution of crime in Alaska is the Uniform Crime Reporting (UCR) Program. Under this program, statistics are compiled by law enforcement agencies as crimes are reported. Seven offense categories, selected because they represent the most common local problems, have been defined as Crime Index Offenses. They are serious both because of their nature and the frequency with which they occur. The offenses of murder, forcible rape, robbery and aggravated assault make up the violent crimes. The offenses of burglary, larceny-theft and motor vehicle theft make up the property crimes.

The UCR Program was established in 1930 by the International Association of Chiefs of Police (IACP) when the need was recognized for crime statistics through which they could gain a basic understanding of the nature and scope of the nation's crime problem. The FBI took over the responsibility of receiving, tabulating and publishing the crime statistics which are voluntarily submitted by police agencies.

The statistics are issued annually during August by the FBI in the publication, Crime in the United States. The statistics for Alaska are compiled by the research unit of the Criminal Justice Planning Agency and are presented to the Governor's Commission for the Administration of Justice preceding national publication.

Several problems exist within the UCR Program which bring it under criticism. One of these criticisms is that the population bases which are used in computing the crime rates are sometimes only estimates. This is especially true in non-census years. Also, crime may be either undiscovered and therefore unreported or, as recent victimization surveys have indicated, unreported even though discovered.

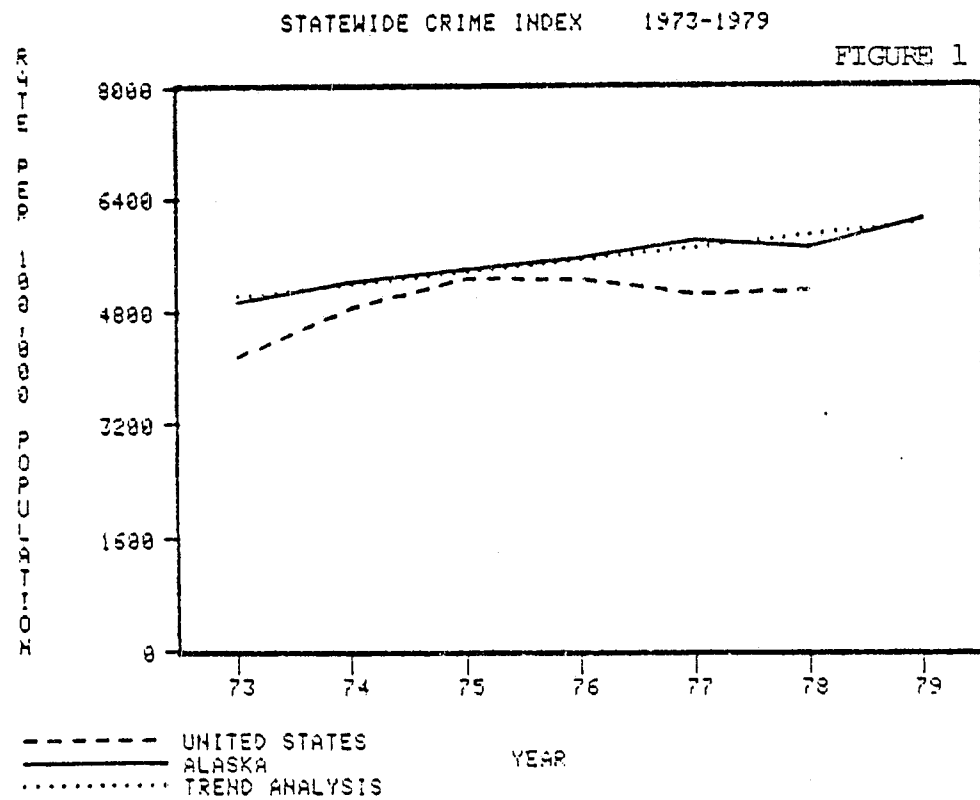
Despite these problems, UCR statistics do represent the basis for public awareness of crime and are the major source for a statistical understanding of the national crime problem. It is more reasonable to improve the existing program than to scrap it in favor of a new collection system which might, in the end, prove to be more fallible.

CRIME INDEX RATE

One of the basic measurements used in crime statistics is the crime index rate. This rate is defined as the number of incidents per 100,000 inhabitants. Since it relates the incidence of crime to the total population, it provides a means of comparing current and historical data for the State of Alaska and also allows us to compare our rates with nationwide data.

During 1979, the Crime Index rate for Alaska was 6113.4 per 100,000 persons. This represents a seven percent increase over the 5,714.5 rate for 1978. Since 1977 there has been an increase in the number of police departments submitting crime statistics to the Criminal Justice Planning Agency. The new participants are Nome, North Pole, Seward, Cordova, and North Slope Borough. When the number of crimes reported by these police departments are included, the Crime Index rate is 6366.3 or 5% greater than the comparable rate for 1978.

Figure 1 indicates the trend of Alaska's Crime Index from 1973 to 1979 and compares it to the 1973-1978 nationwide rates.



Figures 2, 3 and 4 illustrate the general increases in crime and crime rates since 1973. Crimes reported and crime rates for both violent and property crimes show a general upward trend.

Table 1 provides a detailed breakdown of the reported offenses and crime index rates for 1974-1979. The statistics are divided into sub-groups of violent and property as well as categories of murder, rape, robbery, aggravated assault, burglary, larceny/theft, and motor vehicle theft.

In order to determine the trend of crime in Alaska, the crime index rates for 1976-1979 were used to make a straight-line projection for 1980. This projection shows that the total crime index is predicted to increase by 2% to 6,239.7 offenses per 100,000 persons in 1980. While in line with a general upward trend, the amount of increase projected is significantly less than the 7% increase experienced in 1979.

STATEWIDE
 Crime Trend Analysis

1976 - 1980

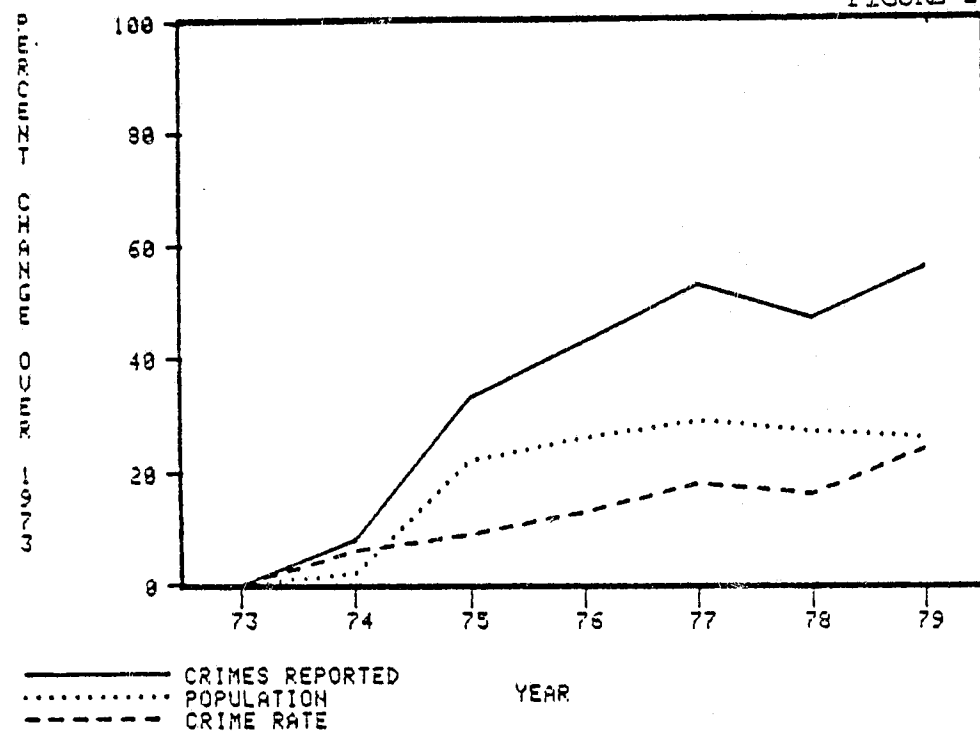
TABLE 1

| CRIME | 1976 CRIME RATES | 1977 CRIME RATES | 1978 CRIME RATES | 1979 CRIME RATES | Projected 1980 CRIME RATES | 1979 - 1980 PROJECTED CHANGE |
|-----------------------------|------------------------|------------------------|------------------------|------------------------|-------------------------------------|------------------------------------|
| Violent Crime | | | | | | |
| Criminal Homicide | 9.8 | 10.9 | 12.9 | 15.4 | 14.0 | - 9% |
| Forcible Rape | 45.7 | 59.3 | 60.5 | 84.4 | 77.9 | - 8% |
| Robbery | 115.7 | 96.5 | 90.2 | 107.4 | 112.4 | + 5% |
| Aggravated Assault | 300.9 | 286.5 | 242.1 | 279.8 | 272.8 | - 3% |
| Total Violent Crime | 472.1 | 453.2 | 411.7 | 487.0 | 477.1 | - 2% |
| Property Crime | | | | | | |
| Burglary | 1,080.5 | 1,310.2 | 1,269.0 | 1,386.1 | 1,364.4 | - 2% |
| Larceny-Theft | 3,289.8 | 3,272.6 | 3,383.8 | 3,615.1 | 3,677.7 | + 2% |
| Motor Vehicle Theft | 725.5 | 783.7 | 650.0 | 625.2 | 720.5 | +15% |
| Total Property Crime | 5,095.8 | 5,366.5 | 5,302.8 | 5,626.4 | 5,762.6 | + 2% |
| TOTAL PART I CRIME | 5,567.9 | 5,819.7 | 5,714.5 | 6,113.4 | 6,239.7 | + 2% |

Populations used in computation: 1976 - 417,000
 1977 - 425,000
 1978 - 420,000
 1979 - 416,000

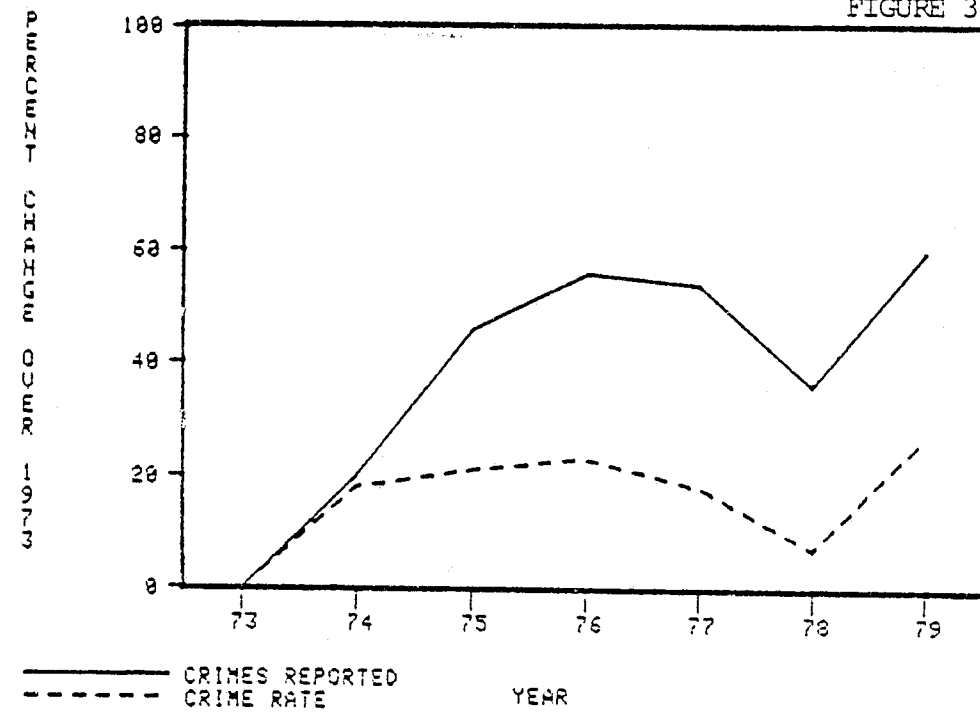
CRIME & POPULATION 1973-1979

FIGURE 2



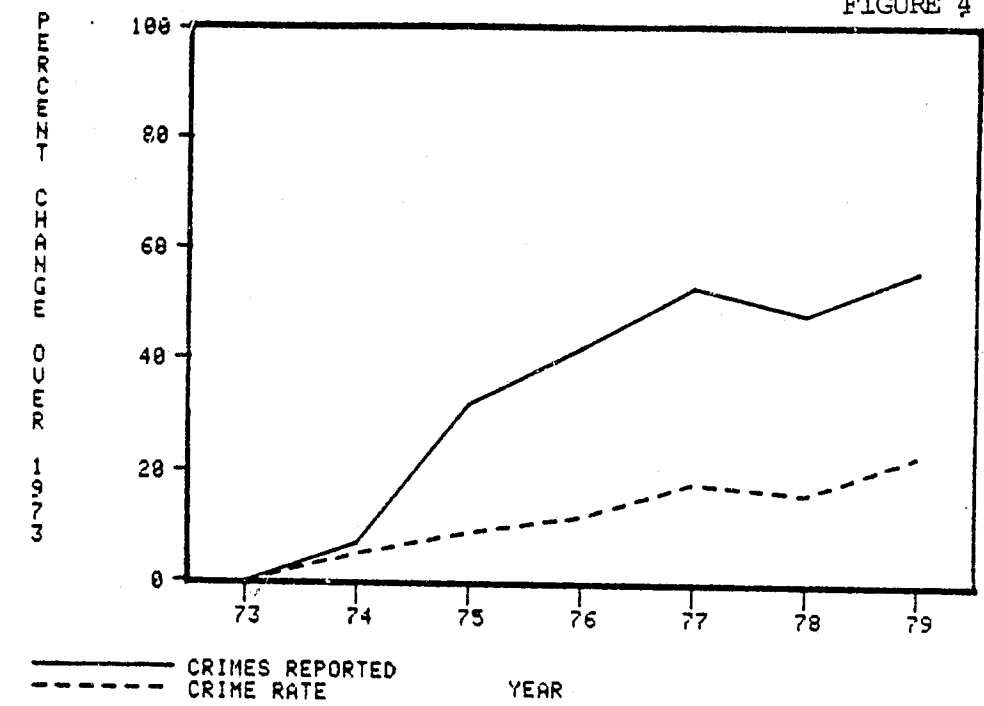
VIOLENT CRIMES 1973-1979

FIGURE 3



PROPERTY CRIMES 1973-1979

FIGURE 4



Statewide

CRIMES REPORTED

1974 - 1979

TABLE 2

| YEAR | POPULATION | TOTAL OFFENSES | VIOLENT CRIMES | PROPERTY CRIMES | CRIMINAL HOMICIDE | FORCIBLE RAPE | AGGRAVATED ASSAULT | ROBBERY | BURGLARY | LARCENY/THEFT | MOTOR VEHICLE THEFT |
|------------------|------------|----------------|----------------|-----------------|-------------------|---------------|--------------------|---------|----------|---------------|---------------------|
| 1974 | 337,000 | 17,658 | 1,527 | 16,131 | 46 | 166 | 1,017 | 298 | 3,932 | 10,016 | 2,183 |
| Rate Per 100,000 | | 5,239.8 | 453.2 | 4,786.6 | 13.7 | 49.3 | 301.8 | 88.4 | 1,166.8 | 2,972.1 | 647.8 |
| 1975 | 404,000 | 21,655 | 1,859 | 19,796 | 39 | 177 | 1,176 | 467 | 4,266 | 12,179 | 3,351 |
| Rate Per 100,000 | | 5,413.7 | 464.6 | 4,949.1 | 9.7 | 44.2 | 294.0 | 116.7 | 1,066.5 | 3,044.8 | 837.8 |
| 1976 | 417,000 | 23,385 | 1,983 | 21,402 | 41 | 192 | 1,264 | 486 | 4,538 | 13,817 | 3,047 |
| Rate Per 100,000 | | 5,567.9 | 472.1 | 5,095.8 | 9.8 | 45.7 | 300.9 | 115.7 | 1,080.5 | 3,289.8 | 725.5 |
| 1977 | 425,000 | 25,025 | 1,949 | 23,076 | 47 | 255 | 1,232 | 415 | 5,634 | 14,072 | 3,370 |
| Rate Per 100,000 | | 5,819.7 | 453.2 | 5,366.5 | 10.9 | 59.3 | 286.5 | 96.5 | 1,310.2 | 3,272.6 | 783.7 |
| 1978 | 420,000 | 24,001 | 1,729 | 22,272 | 54 | 254 | 1,042 | 379 | 5,330 | 14,212 | 2,730 |
| Rate Per 100,000 | | 5,714.5 | 411.7 | 5,302.8 | 12.9 | 60.5 | 248.1 | 90.2 | 1,269.0 | 3,383.8 | 650.0 |
| 1979 | 416,000 | 25,432 | 2,026 | 23,406 | 64 | 351 | 1,164 | 447 | 5,766 | 15,039 | 2,601 |
| Rate Per 100,000 | | 6,113.4 | 487.0 | 5,626.4 | 15.4 | 84.4 | 279.8 | 107.4 | 1,386.1 | 3,615.1 | 625.2 |

ALASKA VS. NATIONAL CRIME RATES

Table 3 presents a comparison of Alaska's 1978 crime rates with the rates of a state of similar size, the geographic division, and the entire United States.

The State of Wyoming was selected because its population is comparable to Alaska's, both states looking forward to the 1980 census to make a reliable determination of which has the smallest state population in the United States. For 1978, Alaska's crime rate was found to be 27% greater than that of Wyoming's rate of 4494.6 per 100,000 persons. The Alaska crime rate in each Part I category was greater than that of Wyoming.

Alaska is one of the states included in the Pacific Geographic Division. The remaining states are California, Hawaii, Oregon and Washington. Overall, Alaska's crime rate was 17% less than the Pacific Division rate in 1978. Although variation was found between individual crime categories, the Alaska rate was less in the sub-groups of Violent and Property Crime by 38% and 15% respectively.

When Alaska's rates were compared to those of the U.S., it was found that Alaska's total crime index rate in 1978 was 12% greater. However, the Alaska rate for Violent Crime was 15% less than that of the United States.

Table 4 shows Alaska's ranking among the fifty states on crime rate for each Part I crime category and for Part I crimes overall. Although a slight improvement overall is indicated, Alaska's ranking from 1977 to 1978 increased from thirteenth to sixth for murder while maintaining first place for rape offenses.

SELECTED CRIME RATES

1978

TABLE 3

| | ALASKA | | WYOMING | | PACIFIC GEOGRAPHIC DIVISION * | UNITED STATES |
|----------------------|-------------------|-------------|-------------------|-------------|-------------------------------|---------------|
| | REPORTED OFFENSES | CRIME RATES | REPORTED OFFENSES | CRIME RATES | CRIME RATE | CRIME RATE |
| Violent Crime | | | | | | |
| Criminal Homicide | 54 | 12.9 | 30 | 7.1 | 10.1 | 9.0 |
| Forcible Rape | 254 | 60.5 | 100 | 23.6 | 48.1 | 30.8 |
| Robbery | 379 | 90.2 | 204 | 48.1 | 261.9 | 191.3 |
| Aggravated Assault | 1,042 | 248.1 | 855 | 201.7 | 342.0 | 255.9 |
| TOTAL VIOLENT CRIME | 1,729 | 411.7 | 1,189 | 280.4 | 662.2 | 486.9 |
| Property Crime | | | | | | |
| Burglary | 5,330 | 1,269 | 3,545 | 836.1 | 2,072.9 | 1,423.7 |
| Larceny - Theft | 14,212 | 3,383.8 | 12,871 | 3,035.6 | 3,530.1 | 2,743.9 |
| Motor Vehicle Theft | 2,730 | 650 | 1,452 | 342.5 | 625.4 | 454.7 |
| TOTAL PROPERTY CRIME | 22,272 | 5,302.8 | 17,868 | 4,214.2 | 6,228.4 | 4,622.4 |
| TOTAL PART I CRIME | 24,001 | 5,714.5 | 19,057 | 4,494.6 | 6,890.6 | 5,109.3 |
| 1978 POPULATION | 420,000 | | 424,000 | | 29,811,000 | 218,059,000 |

* Pacific Geographic Division includes Alaska, California, Hawaii, Oregon and Washington.

Analysis of Part I Offenses
Alaska's Ranking Among the Fifty States - 1978
Population Ranking: 50th

TABLE 4

| | Ranking |
|---------------------|---------|
| Total Part I Crimes | 12 |
| Violent Crimes | 23 |
| Property Crimes | 10 |
| Murder | 6 |
| Rape | 1 |
| Robbery | 31 |
| Aggravated Assault | 18 |
| Burglary | 25 |
| Larceny/Theft | 10 |
| Motor Vehicle Theft | 6 |

Violent Crimes Include: Murder, Rape, Robbery and Aggravated Assault

Property Crimes Include: Burglary, Larceny/Theft and Motor Vehicle Theft

CRIME ANALYSIS OF ALASKA'S URBAN CITIES

Reported Offenses

Throughout the remainder of this report, the statistics for the Anchorage, Fairbanks, Juneau and Ketchikan Police Departments will be presented along with the statewide totals. The statistics for the respective Alaska State Trooper detachments have not been included since they are compiled at the broad detachment level and cannot be broken down further.

Table 5 presents the contribution of each city to the crime index offenses which were reported from 1976-1979. The statistics are broken down into the categories of total, violent and property crimes. The contribution of each city has remained relatively constant during this period. Detailed analysis for the state, each city and the rest of the state can be found in Tables 6 through 11.

CONTRIBUTION TO CRIME INDEX OFFENSES

1976 - 1979

TABLE 5

| | 1976 | | 1977 | | 1978 | | 1979 | |
|-----------------|-------------------|----------------|-------------------|----------------|-------------------|----------------|-------------------|----------------|
| | REPORTED OFFENSES | % OF STATEWIDE | REPORTED OFFENSES | % OF STATEWIDE | REPORTED OFFENSES | % OF STATEWIDE | REPORTED OFFENSES | % OF STATEWIDE |
| ANCHORAGE | 10,001 | 43% | 10,324 | 41% | 10,713 | 42% | 12,435 | 47% |
| Violent | 691 | 3% | 586 | 2% | 572 | 2% | 780 | 3% |
| Property | 9,310 | 40% | 9,738 | 39% | 10,141 | 40% | 11,655 | 44% |
| FAIRBANKS | 3,221 | 14% | 2,402 | 10% | 2,283 | 9% | 2,263 | 8% |
| Violent | 263 | 1% | 157 | 1% | 140 | 1% | 115 | * |
| Property | 2,958 | 13% | 2,245 | 9% | 2,143 | 8% | 2,148 | 8% |
| JUNEAU | 892 | 4% | 703 | 3% | 701 | 3% | 683 | 3% |
| Violent | 120 | 1% | 72 | * | 42 | * | 54 | * |
| Property | 772 | 3% | 631 | 3% | 659 | 3% | 629 | 2% |
| KETCHIKAN | 372 | 3% | 942 | 4% | 1,103 | 4% | 942 | 4% |
| Violent | 64 | * | 71 | * | 83 | * | 109 | * |
| Property | 308 | 3% | 871 | 4% | 1,020 | 4% | 833 | 3% |
| REST OF STATE | 8,399 | 36% | 10,654 | 42% | 10,710 | 42% | 10,192 | 38% |
| Violent | 845 | 4% | 1,063 | 4% | 1,102 | 4% | 1,140 | 4% |
| Property | 7,554 | 32% | 9,591 | 38% | 9,617 | 38% | 9,052 | 34% |
| STATEWIDE TOTAL | 23,385 | 100% | 25,025 | 100% | 25,519 | 100% | 26,515 | 100% |
| Violent | 1,963 | 8% | 1,949 | 7% | 1,939 | 7% | 2,198 | 8% |
| Property | 21,402 | 92% | 23,076 | 93% | 23,580 | 93% | 24,317 | 92% |

* - LESS THAN 1%

STATEWIDE

PART I CRIMES
1976 - 1979

Table 6

| CRIME | 1976 REPORTED OFFENSES | 1977 REPORTED OFFENSES | 1978 REPORTED OFFENSES | 1979 REPORTED OFFENSES | 1978 - 1979 % CHANGE | 1979 % DISTRIBUTION |
|----------------------|------------------------|------------------------|------------------------|------------------------|----------------------|---------------------|
| Violent Crime | | | | | | |
| Criminal Homicide | 41 | 47 | 56 | 64 | +14% | * |
| Forcible Rape | 192 | 255 | 276 | 369 | +34% | 1% |
| Robbery | 488 | 415 | 389 | 458 | +18% | 2% |
| Aggravated Assault | 1,264 | 1,232 | 1,218 | 1,307 | +7% | 5% |
| Total Violent Crime | 1,983 | 1,949 | 1,939 | 2,198 | +13% | 8% |
| Property Crime | | | | | | |
| Burglary | 4,538 | 5,634 | 5,659 | 5,930 | +5% | 22% |
| Larceny-Theft | 13,817 | 14,072 | 14,903 | 15,541 | +4% | 59% |
| Motor Vehicle Theft | 3,047 | 3,370 | 3,018 | 2,846 | -6% | 11% |
| Total Property Crime | 21,402 | 23,076 | 23,580 | 24,317 | +3% | 92% |
| Total Part I Crime | 23,385 | 25,025 | 25,519 | 26,515 | +4% | 100% |

* - Less than 1%

ANCHORAGE POLICE DEPARTMENT

PART I CRIMES
1976 - 1979

Table 7

| CRIME | 1976 REPORTED OFFENSES | 1977 REPORTED OFFENSES | 1978 REPORTED OFFENSES | 1979 REPORTED OFFENSES | 1978 - 1979 % CHANGE | 1979 % DISTRIBUTION |
|----------------------|------------------------|------------------------|------------------------|------------------------|----------------------|---------------------|
| Violent Crime | | | | | | |
| Criminal Homicide | 15 | 12 | 17 | 17 | 0% | * |
| Forcible Rape | 73 | 98 | 117 | 172 | +47% | 1% |
| Robbery | 277 | 235 | 227 | 353 | +56% | 3% |
| Aggravated Assault | 326 | 241 | 211 | 238 | +13% | 2% |
| Total Violent Crime | 691 | 586 | 572 | 780 | +36% | 6% |
| Property Crime | | | | | | |
| Burglary | 1,653 | 2,050 | 2,192 | 2,642 | +21% | 21% |
| Larceny-Theft | 6,483 | 6,446 | 6,836 | 7,833 | +15% | 63% |
| Motor Vehicle Theft | 1,174 | 1,242 | 1,113 | 1,180 | +6% | 10% |
| Total Property Crime | 9,310 | 9,738 | 10,141 | 11,655 | +15% | 94% |
| Total Part I Crime | 10,001 | 10,324 | 10,713 | 12,435 | +16% | 100% |

* - Less than 1%

Crime Rates and Trends

The 1976-1979 crime rates for Anchorage, Fairbanks, Juneau and Ketchikan are presented in Tables 12 through 15. The predicted rates for 1980 and predicted changes in rates between 1979 and 1980 are also presented.

Fairbanks has the greatest predicted change of minus thirty-two percent with Anchorage and Juneau having predicted changes of minus twenty-three and minus fourteen percent, respectively. The prediction for Ketchikan is a fourteen percent increase from the 1979 rate. Projected changes are also shown for each crime index offense, violent crimes, and property crimes.

Anchorage Police Department

Crime Trend Analysis

1976 - 1980

Table 12

| CRIME | 1976 CRIME RATES | 1977 CRIME RATES | 1978 CRIME RATES | 1979 CRIME RATES | Projected 1980 CRIME RATES | 1979 - 1980 PROJECTED CHANGE |
|----------------------|------------------------|------------------------|------------------------|------------------------|-------------------------------------|------------------------------------|
| Violent Crime | | | | | | |
| Criminal Homicide | 18.1 | 10.9 | 14.2 | 9.1 | 7.2 | -21% |
| Forcible Rape | 87.9 | 89.1 | 97.5 | 92.5 | 97.3 | + 5% |
| Robbery | 333.7 | 213.6 | 189.2 | 189.8 | 117.5 | -38% |
| Aggravated Assault | 392.8 | 219.1 | 175.3 | 128.0 | 19.5 | -85% |
| Total Violent Crime | 832.5 | 532.7 | 476.7 | 419.4 | 241.5 | -42% |
| Property Crime | | | | | | |
| Burglary | 1,991.6 | 1,363.6 | 1,826.6 | 1,420.4 | 1,337.9 | - 6% |
| Larceny-Theft | 7,310.8 | 5,960.0 | 5,696.7 | 4,211.3 | 3,154.2 | -25% |
| Motor Vehicle Theft | 1,414.5 | 1,129.1 | 927.5 | 634.9 | 390.9 | -38% |
| Total Property Crime | 11,216.9 | 8,452.7 | 8,450.8 | 6,266.1 | 4,883.0 | -22% |
| TOTAL PART I CRIME | 12,049.4 | 9,385.4 | 8,927.5 | 6,685.5 | 5,124.5 | -23% |

Populations used in computation: 1976 - 93,429
 1977 - 112,956
 1978 - 120,349
 1979 - 185,893

FAIRBANKS POLICE DEPARTMENT

Crime Trend Analysis

1976 - 1980

Table 13

| CRIME | 1976 CRIME RATES | 1977 CRIME RATES | 1978 CRIME RATES | 1979 CRIME RATES | Projected 1980 CRIME RATES | 1979 - 1980 PROJECTED CHANGE |
|----------------------|------------------------|------------------------|------------------------|------------------------|-------------------------------------|------------------------------------|
| Violent Crime | | | | | | |
| Criminal Homicide | 6.1 | 5.4 | 12.8 | 19.1 | 22.4 | + 17% |
| Forcible Rape | 48.5 | 45.9 | 38.5 | 54.7 | 49.7 | - 9% |
| Robbery | 290.9 | 124.3 | 105.1 | 76.5 | - 16.4 | -100% |
| Aggravated Assault | 451.5 | 248.7 | 202.5 | 163.9 | 39.4 | - 70% |
| Total Violent Crime | 797.0 | 424.3 | 358.9 | 314.2 | 95.1 | - 79% |
| Property Crime | | | | | | |
| Burglary | 1,275.8 | 889.2 | 859.0 | 907.1 | 698.7 | - 23% |
| Larceny-Theft | 5,933.3 | 3,983.8 | 3,841.0 | 4,262.3 | 3,216.2 | - 25% |
| Motor Vehicle Theft | 1,754.5 | 1,194.6 | 794.9 | 699.5 | 219.7 | - 69% |
| Total Property Crime | 8,963.6 | 6,067.6 | 5,494.9 | 5,868.9 | 4,134.6 | - 30% |
| TOTAL PART I CRIME | 9,760.6 | 6,491.9 | 5,853.8 | 6,183.1 | 4,229.7 | - 32% |

Populations used in computation: 1976 - 32,975
 1977 - 36,874
 1978 - 39,287
 1979 - 36,562

JUNEAU POLICE DEPARTMENT

Crime Trend Analysis

1976 - 1980

Table 14

| CRIME | 1976 CRIME RATES | 1977 CRIME RATES | 1978 CRIME RATES | 1979 CRIME RATES | Projected 1980 CRIME RATES | 1979 - 1980 PROJECTED CHANGE |
|----------------------|------------------------|------------------------|------------------------|------------------------|-------------------------------------|------------------------------------|
| Violent Crime | | | | | | |
| Criminal Homicide | 0.0 | 0.0 | 22.2 | 44.4 | 55.5 | +25% |
| Forcible Rape | 55.6 | 55.5 | 44.5 | 66.7 | 61.1 | - 8% |
| Robbery | 33.3 | 155.5 | 111.1 | 44.4 | 83.3 | +88% |
| Aggravated Assault | 1,244.4 | 588.9 | 288.9 | 444.5 | 33.2 | -100% |
| Total Violent Crime | 1,333.3 | 799.9 | 466.7 | 600.0 | 166.7 | -72% |
| Property Crime | | | | | | |
| Burglary | 2,077.8 | 2,088.9 | 1,633.3 | 1,555.5 | 1,333.3 | -14% |
| Larceny-Theft | 5,433.3 | 4,344.4 | 4,700.0 | 4,666.7 | 4,300.0 | -13% |
| Motor Vehicle Theft | 1,066.7 | 577.9 | 988.9 | 766.7 | 727.8 | - 5% |
| Total Property Crime | 8,577.8 | 7,011.2 | 7,322.2 | 6,988.9 | 6,361.1 | - 9% |
| TOTAL PART I CRIME | 9,911.1 | 7,811.1 | 7,788.9 | 7,588.9 | 6,527.8 | -14% |

Populations used in computation: 1976 - 8,681
 1977 - 9,122
 1978 - 9,080
 1979 - 9,039

KETCHIKAN POLICE DEPARTMENT

Crime Trend Analysis

1976 - 1980

Table 15

| CRIME | 1976 CRIME RATES | 1977 CRIME RATES | 1978 CRIME RATES | 1979 CRIME RATES | Projected 1980 CRIME RATES | 1979 - 1980 PROJECTED CHANGE |
|-----------------------------|------------------------|------------------------|------------------------|------------------------|-------------------------------------|------------------------------------|
| Violent Crime | | | | | | |
| Criminal Homicide | 12.5 | 0.0 | 12.5 | 0.0 | 0.0 | 0% |
| Forcible Rape | 37.5 | 42.8 | 162.5 | 122.2 | 184.7 | +51% |
| Robbery | 100.0 | 42.8 | 100.0 | 122.2 | 122.2 | 0% |
| Aggravated Assault | 650.0 | 923.7 | 762.5 | 966.7 | 1,022.9 | + 6% |
| Total Violent Crime | 800.0 | 1,014.3 | 1,037.5 | 1,211.1 | 1,329.3 | +10% |
| Property Crime | | | | | | |
| Burglary | 1,937.5 | 2,442.8 | 2,850.0 | 1,933.3 | 2,389.6 | +24% |
| Larceny-Theft | 6,712.5 | 9,714.3 | 9,687.5 | 6,233.3 | 7,220.8 | +16% |
| Motor Vehicle Theft | 1,450.0 | 1,285.7 | 1,212.5 | 1,088.9 | 970.1 | -11% |
| Total Property Crime | 10,100.0 | 12,442.8 | 12,750.0 | 9,255.5 | 10,580.5 | +14% |
| TOTAL PART I CRIME | 10,900.0 | 13,457.1 | 13,787.5 | 10,466.6 | 11,910.3 | +14% |

Populations used in computation: 1976 - 7,600
 1977 - 7,770
 1978 - 8,200
 1979 - 8,923

Tables 16 through 19 present comparisons of the crime rates for Anchorage, Fairbanks, Juneau, and Ketchikan with other United States' cities of similar sizes. These tables indicate that the overall crime rates for these Alaskan cities was greater than those of other similar U.S. cities in 1978.

With generally declining crime rates in Anchorage, the gap between Anchorage and other U.S. cities (100,000-250,000 population) moved from a 31% difference in 1977 to 24% in 1978. Fairbanks and Juneau exhibited similar movement toward average rates for comparable populations with Fairbanks moving from a 23% to a 8% difference and Juneau moving from a 100% to a 93% difference from their comparison groups. Ketchikan, while exhibiting generally higher crime rates in 1978 over those of 1977, moved a few percentage points closer to its comparison group through declines in Aggravated Assault and Motor Vehicle Theft.

ANCHORAGE POLICE DEPARTMENT
 COMPARISON WITH POLICE
 DEPARTMENTS WITH
 SIMILAR JURISDICTIONS

1978

Table 16

| CRIME | ANCHORAGE POLICE DEPARTMENT CRIME RATE | OTHER U.S. CITIES 100,000-250,000 pop. CRIME RATE | DIFFERENCE IN RATES |
|-----------------------------|---|--|---------------------------|
| Violent Crime | | | |
| Criminal Homicide | 14.2 | 10.3 | +38% |
| Forcible Rape | 97.5 | 43.8 | +123% |
| Robbery | 189.2 | 244.3 | -23% |
| Aggravated Assault | 175.8 | 328.5 | -46% |
| Total Violent Crime | 476.7 | 626.9 | -24% |
| Property Crime | | | |
| Burglary | 1,826.6 | 1,961.0 | -7% |
| Larceny-Theft | 5,696.7 | 3,969.0 | +44% |
| Motor Vehicle Theft | 927.5 | 623.8 | +48% |
| Total Property Crime | 8,450.8 | 6,553.8 | +29% |
| TOTAL PART I CRIME | 8,927.5 | 7,180.7 | +24% |

FAIRBANKS POLICE DEPARTMENT
 COMPARISON WITH POLICE
 DEPARTMENTS WITH
 SIMILAR JURISDICTIONS
 1978

Table 17

| CRIME | FAIRBANKS POLICE DEPARTMENT CRIME RATE | OTHER U.S. CITIES 25,000 - 50,000 Pop. CRIME RATE | DIFFERENCE IN RATES |
|-----------------------------|---|--|---------------------------|
| Violent Crime | | | |
| Criminal Homicide | 12.8 | 4.9 | +161% |
| Forcible Rape | 38.5 | 22.7 | +70% |
| Robbery | 105.1 | 111.4 | -6% |
| Aggravated Assault | 202.5 | 225.2 | -10% |
| Total Violent Crime | 358.9 | 364.2 | -1% |
| Property Crime | | | |
| Burglary | 859.0 | 1,363.3 | -37% |
| Larceny-Theft | 3,841.0 | 3,259.6 | +18% |
| Motor Vehicle Theft | 794.9 | 415.7 | +91% |
| Total Property Crime | 5,494.9 | 5,038.6 | +9% |
| TOTAL PART I CRIME | 5,853.8 | 5,402.8 | +8% |

JUNEAU POLICE DEPARTMENT
 COMPARISON WITH POLICE
 DEPARTMENTS WITH
 SIMILAR JURISDICTIONS
 1978

Table 18

| CRIME | JUNEAU POLICE DEPARTMENT CRIME RATE | OTHER U.S. CITIES Under 10,000 pop. CRIME RATE | DIFFERENCE IN RATES |
|-----------------------------|--|---|---------------------------|
| Violent Crime | | | |
| Criminal Homicide | 22.2 | 3.7 | +500% |
| Forcible Rape | 44.5 | 13.0 | +242% |
| Robbery | 111.1 | 42.0 | +165% |
| Aggravated Assault | 288.9 | 186.2 | +55% |
| Total Violent Crime | 466.7 | 244.9 | +91% |
| Property Crime | | | |
| Burglary | 1,633.3 | 953.0 | +71% |
| Larceny-Theft | 4,700.0 | 2,602.2 | +81% |
| Motor Vehicle Theft | 988.9 | 230.1 | +330% |
| Total Property Crime | 7,322.2 | 3,785.3 | +93% |
| TOTAL PART I CRIME | 7,788.9 | 4,030.2 | +93% |

KETCHIKAN POLICE DEPARTMENT
COMPARISON WITH POLICE
DEPARTMENTS WITH
SIMILAR JURISDICTIONS
1978

Table 19

| CRIME | KETCHIKAN | OTHER U.S. CITIES | DIFFERENCE IN RATES |
|----------------------|------------------------------------|------------------------------------|---------------------------|
| | POLICE DEPARTMENT CRIME RATE | UNDER 10,000 Pop. CRIME RATE | |
| Violent Crime | | | |
| Criminal Homicide | 12.5 | 3.7 | +238% |
| Forcible Rape | 162.5 | 13.0 | +1150% |
| Robbery | 100.0 | 42.0 | +138% |
| Aggravated Assault | 762.5 | 186.2 | +310% |
| Total Violent Crime | 1,037.5 | 244.9 | +324% |
| Property Crime | | | |
| Burglary | 2,850.0 | 953.0 | +199% |
| Larceny-Theft | 8,687.5 | 2,602.2 | +234% |
| Motor Vehicle Theft | 1,212.5 | 230.1 | +427% |
| Total Property Crime | 12,750.0 | 3,785.3 | +237% |
| TOTAL PART I CRIME | 13,787.5 | 4,030.2 | +242% |

In order to compare the crime profiles of Anchorage, Fairbanks, Juneau and Ketchikan, Tables 20 and 21 have been prepared. The tables present rankings by the number of reported offenses, the 1979 crime rates and the change in crime rates between 1978 and 1979.

Ranking by Number of Reported Offenses

The rankings in all categories but murder were in the order of Anchorage first followed by Fairbanks, Ketchikan and Juneau. Under murder, Ketchikan ranked fourth with no reported offenses.

Ranking by Crime Rate

Ketchikan ranked first in crime rates except for the categories of Robbery and Murder where Anchorage and Juneau were the respective leaders. Overall, Ketchikan was followed by Juneau, Anchorage and Fairbanks.

Ranking by Crime Rate Change

Fairbanks had the greatest crime rate change (+6%) in 1979 with a significant increase in property crime (+7%) more than offsetting a 12% decrease in violent crime. Juneau ranked second overall as a result of a 29% increase in violent crime. Anchorage consistently showed a decline across all categories except Robbery which remained essentially static.

Ranking of Cities by Reported Number
of Offenses and Crime Rate.
1979

Table 20

| Crime | Reported Number of Offenses | | Crime Rate | |
|----------------------------|-----------------------------|--------|------------|----------|
| | City | Number | City | Rate |
| Murder | Anchorage | 17 | Juneau | 44.4 |
| | Fairbanks | 7 | Fairbanks | 19.1 |
| | Juneau | 4 | Anchorage | 9.1 |
| | Ketchikan | 0 | Ketchikan | 0 |
| Forcible Rape | Anchorage | 172 | Ketchikan | 122.2 |
| | Fairbanks | 20 | Anchorage | 92.5 |
| | Ketchikan | 11 | Juneau | 66.7 |
| | Juneau | 6 | Fairbanks | 54.7 |
| Robbery | Anchorage | 353 | Anchorage | 189.8 |
| | Fairbanks | 28 | Ketchikan | 122.2 |
| | Ketchikan | 11 | Fairbanks | 76.5 |
| | Juneau | 4 | Juneau | 44.4 |
| Aggravated Assault | Anchorage | 238 | Ketchikan | 966.7 |
| | Fairbanks | 60 | Juneau | 444.5 |
| | Ketchikan | 87 | Fairbanks | 163.9 |
| | Juneau | 40 | Anchorage | 128.0 |
| Burglary | Anchorage | 2,642 | Ketchikan | 1,933.3 |
| | Fairbanks | 332 | Juneau | 1,555.5 |
| | Ketchikan | 174 | Anchorage | 1,420.4 |
| | Juneau | 140 | Fairbanks | 907.1 |
| Larceny | Anchorage | 7,833 | Ketchikan | 6,233.3 |
| | Fairbanks | 1,560 | Juneau | 4,666.7 |
| | Ketchikan | 561 | Fairbanks | 4,262.3 |
| | Juneau | 420 | Anchorage | 4,211.3 |
| Motor Vehicle Theft | Anchorage | 1,180 | Ketchikan | 1,088.9 |
| | Fairbanks | 256 | Juneau | 766.7 |
| | Ketchikan | 98 | Fairbanks | 699.5 |
| | Juneau | 69 | Anchorage | 634.4 |
| Total Crime Index Offenses | Anchorage | 12,435 | Ketchikan | 10,466.6 |
| | Fairbanks | 2,263 | Juneau | 7,588.9 |
| | Ketchikan | 942 | Anchorage | 6,685.5 |
| | Juneau | 683 | Fairbanks | 6,183.1 |
| Violent Crimes | Anchorage | 780 | Ketchikan | 1,211.1 |
| | Fairbanks | 115 | Juneau | 600.0 |
| | Ketchikan | 109 | Anchorage | 419.4 |
| | Juneau | 54 | Fairbanks | 314.2 |
| Property Crimes | Anchorage | 11,655 | Ketchikan | 9,255.5 |
| | Fairbanks | 2,148 | Juneau | 6,988.9 |
| | Ketchikan | 833 | Anchorage | 6,266.1 |
| | Juneau | 629 | Fairbanks | 5,868.9 |

CRIME RATE CHANGE

Table 21

| CRIME | CITY | 1978 | 1979 | RATE OF CHANGE |
|----------------------------|-----------|----------|----------|----------------|
| Murder | Juneau | 22.2 | 44.4 | +100% |
| | Fairbanks | 12.8 | 19.1 | + 49% |
| | Anchorage | 14.2 | 9.1 | - 36% |
| | Ketchikan | 12.5 | -0- | -100% |
| Forcible Rape | Juneau | 44.5 | 66.7 | + 50% |
| | Fairbanks | 38.5 | 54.7 | + 42% |
| | Anchorage | 97.5 | 92.5 | - 5% |
| | Ketchikan | 162.5 | 122.2 | - 25% |
| Robbery | Ketchikan | 100.0 | 122.2 | + 22% |
| | Anchorage | 189.2 | 189.8 | -0- |
| | Fairbanks | 105.1 | 76.5 | - 27% |
| | Juneau | 111.1 | 44.4 | - 60% |
| Aggravated Assault | Juneau | 288.9 | 444.5 | + 54% |
| | Ketchikan | 762.5 | 966.7 | + 27% |
| | Fairbanks | 202.5 | 163.9 | - 19% |
| | Anchorage | 175.8 | 128.0 | - 27% |
| Burglary | Fairbanks | 859.0 | 907.1 | + 6% |
| | Juneau | 1,633.3 | 1,555.5 | - 5% |
| | Anchorage | 1,826.6 | 1,420.4 | -22% |
| | Ketchikan | 2,850.0 | 1,933.3 | -32% |
| Larceny-Theft | Fairbanks | 3,841.0 | 4,262.3 | +11% |
| | Juneau | 4,700.0 | 4,666.7 | - 1% |
| | Anchorage | 5,696.7 | 4,211.3 | -26% |
| | Ketchikan | 8,687.5 | 6,233.3 | -28% |
| Motor Vehicle Theft | Ketchikan | 1,212.5 | 1,088.9 | -10% |
| | Fairbanks | 794.9 | 699.5 | -12% |
| | Juneau | 988.9 | 756.7 | -23% |
| | Anchorage | 927.5 | 634.4 | -32% |
| Total Crime Index Offenses | Fairbanks | 5,353.8 | 6,183.1 | + 6% |
| | Juneau | 7,798.9 | 7,588.9 | - 3% |
| | Ketchikan | 13,787.5 | 10,466.6 | -24% |
| | Anchorage | 8,927.5 | 6,685.5 | -25% |
| Violent Crime | Juneau | 466.7 | 600.0 | +29% |
| | Ketchikan | 1,037.5 | 1,211.1 | +17% |
| | Anchorage | 476.7 | 419.4 | -12% |
| | Fairbanks | 358.9 | 314.2 | -12% |
| Property | Fairbanks | 5,494.9 | 5,368.9 | + 7% |
| | Juneau | 7,322.2 | 6,888.9 | - 5% |
| | Anchorage | 2,450.8 | 6,266.1 | -26% |
| | Ketchikan | 1,275.0 | 9,255.5 | -27% |

CRIMINAL HOMICIDE

DEFINITION: This crime index offense is defined as the willful killing of another. As a general rule, any death due to a fight, argument, quarrel, assault, or commission of a crime is included. Suicides, accidental deaths, assaults to murder and attempted murders are not included.

VOLUME: In 1979, there were sixty-four murders reported in Alaska. None of these murders were in cities new to the UCR program. Murders represented three percent of the total violent crime and less than one percent of the total crime index offenses. Table 22 shows that the number of reported offenses increased fourteen percent over 1978.

TABLE 22

| | REPORTED OFFENSES | | | | PERCENT CHANGE |
|---------------|-------------------|------|---------|---------|----------------|
| | 1976 | 1977 | 1978 | 1979 | 1978-1979 |
| Statewide | 41 | 47 | 56 (54) | 64 (64) | +14% (+19%) |
| Anchorage | 15 | 12 | 17 | 17 | 0% |
| Fairbanks | 2 | 2 | 5 | 7 | +40% |
| Juneau | 0 | 0 | 2 | 4 | +100% |
| Ketchikan | 1 | 0 | 1 | 0 | -100% |
| Rest of State | 23 | 33 | 31 | 36 | +16% |

NOTE: The numbers in parentheses represent the number of murders which were reported by those cities which participated in the UCR program during 1977, 1978, and 1979.

TREND: In 1979, there were 15.4 murders for every 100,000 Alaskans. This is an increase of nineteen percent over the 12.9 rate for 1978. Figure 5 indicates a predicted rate of 14.0 for 1980 which is a decrease of nine percent.

TABLE 23

ANALYSIS OF MURDER BY AGE, RACE AND SEX OF VICTIM - 1979

| AGE | NUMBER | PERCENT DISTRIBUTION | SEX | | RACE | | | |
|--------------|--------|----------------------|-----------|-----------|-----------|-------|-----------|----------|
| | | | MALE | FEMALE | WHITE | BLACK | INDIAN | OTHER |
| 5 AND BELOW | 1 | 2% | | 1 | | | 1 | |
| 6 - 17 | 4 | 7% | | 4 | 1 | | 2 | 1 |
| 18 - 29 | 21 | 38% | 16 | 5 | 10 | | 4 | 7 |
| 30 - 39 | 12 | 22% | 5 | 7 | 10 | | 1 | 1 |
| 40 - 49 | 11 | 20% | 8 | 3 | 8 | | 3 | |
| 50 - 59 | 5 | 9% | 4 | 1 | 5 | | | |
| 60 - 69 | 1 | 2% | 1 | | 1 | | | |
| 70 AND ABOVE | | | | | | | | |
| TOTAL | 55 | 100% | 34 62% | 21 38% | 35 64% | | 11 20% | 9 16% |

During 1979, firearms were used in sixty-two percent of the murders, knives in thirteen percent, blunt objects in eleven percent and hand, fists, and feet in nine percent. The firearms category includes handguns (49%) and rifles (13%).

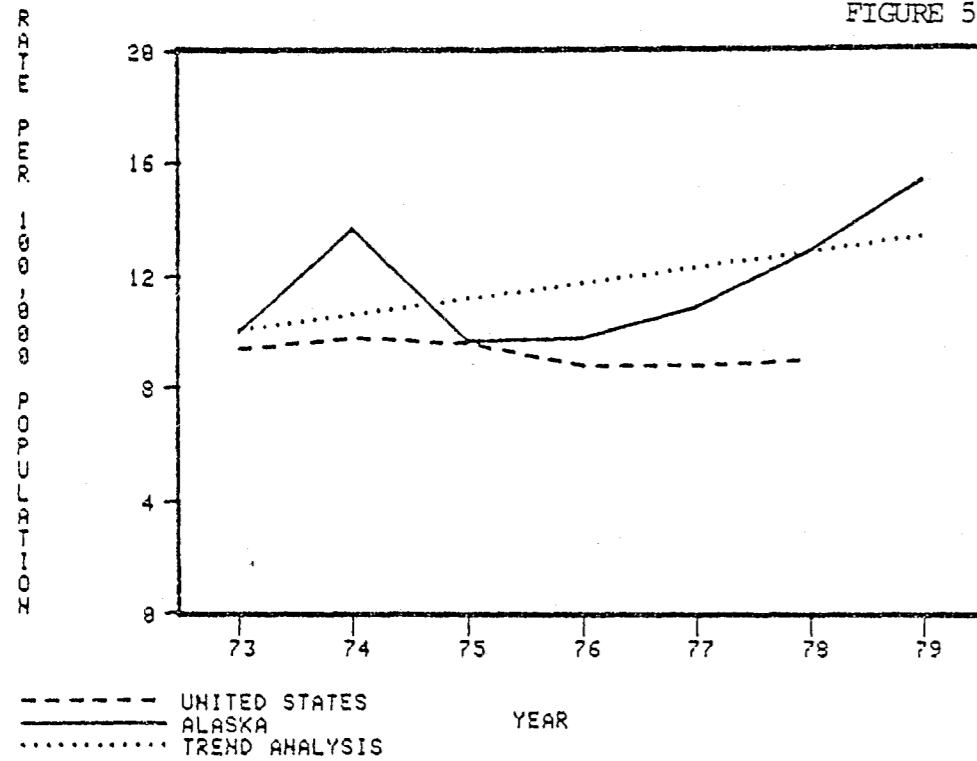
TABLE 24a

MURDER
Type of Weapon
1979

| Weapon | Number of Offenses | Percent Distribution |
|--------------------|--------------------|----------------------|
| Handgun | 27 | 49% |
| Rifle | 7 | 13% |
| Knife | 7 | 13% |
| Blunt Object | 6 | 11% |
| Hands, Fists, Feet | 5 | 9% |
| Unknown | 3 | 5% |
| Totals | 55 | 100% |

MURDER 1973-1979

FIGURE 5



NATURE OF MURDER: Of the sixty-four murders reported to law enforcement agencies, fifty-five were verified and determined to be actual offenses. Sixty-two percent of the murder victims were male and thirty-eight percent female. Sixty-four percent were white, twenty percent Indian and sixteen percent all other races. The largest number of victims (38%) were in the 18-29 age group.

Twenty-eight percent of the murders involved relatives, four percent friends and twenty-seven percent acquaintances. Nine percent of the murders were committed by strangers and twenty-nine percent by unknown persons.

MURDER
Victim/Offender Relationship

1979

TABLE 24b

| Relationship | Number of Offenses | Percent Distribution |
|--------------|--------------------|----------------------|
| Wife | 5 | 9% |
| Daughter | 1 | 2% |
| Husband | 4 | 7% |
| Father | 1 | 2% |
| Son-in-law | 1 | 2% |
| Brother | 2 | 4% |
| Cousin | 1 | 2% |
| Friend | 2 | 4% |
| Acquaintance | 15 | 27% |
| Landlord | 1 | 2% |
| Stranger | 5 | 9% |
| Employer | 1 | 2% |
| Unknown | 16 | 29% |
| Totals | 55 | 100% |

Twenty-three percent occurred during alcohol-related fights, twelve percent during arguments and eleven percent during marital disputes. The circumstances were unknown in thirty-six percent of the murders.

MURDER TABLE 24c
Type of Circumstances

1979

| Circumstances | Number of Offenses | Percent Distribution |
|--------------------------|--------------------|----------------------|
| Fight - Alcohol Involved | 13 | 23% |
| Argument | 7 | 12% |
| Marital Disputes | 6 | 11% |
| Money Dispute | 1 | 2% |
| Attempted Robbery | 1 | 2% |
| Sniper | 2 | 4% |
| Contract Killing | 1 | 2% |
| Department of Offender | 2 | 4% |
| Rape & Sexual Assault | 2 | 4% |
| Unknown | 20 | 36% |
| Totals | 55 | 100% |

In thirty-one percent of the murders, the offender was not identified. Of those identified, ninety-two percent were male and eight percent were female. Thirty-two percent of the offenders fell into the 18-29 age group. Also, seven of the offenders (13%) committed suicide after the murder.

ANALYSIS OF MURDER BY AGE, RACE AND SEX OF OFFENDER - 1979 TABLE 25

| AGE | NUMBER | PERCENT DISTRIBUTION | SEX | | RACE | | | |
|--------------|--------|----------------------|----------|--------|----------|-------|---------|---------|
| | | | MALE | FEMALE | WHITE | BLACK | INDIAN | OTHER |
| 5 AND BELOW | | | | | | | | |
| 6 - 17 | 3 | 6 | 2 | 1 | 3 | | | |
| 18 - 29 | 17 | 32 | 15 | 2 | 8 | | 4 | 5 |
| 30 - 39 | 8 | 15 | 8 | | 5 | | 1 | 2 |
| 40 - 49 | 3 | 6 | 3 | | 2 | | | 1 |
| 50 - 59 | 3 | 6 | 3 | | 3 | | | |
| 60 - 69 | 2 | 4 | 2 | | 1 | | 1 | |
| 70 AND ABOVE | | | | | | | | |
| Unknown | 16 | 31 | | | | | | |
| TOTAL | 52 | | 33 (92%) | 3 (8%) | 22 (61%) | | 6 (17%) | 8 (22%) |

The following table shows the regions, cities and villages in which the murders occurred. Eighty-four percent occurred in urban areas and sixteen percent in rural areas. Anchorage accounted for forty-two percent of the murders and Fairbanks for twenty percent. Additionally, eleven percent of the murders occurred in the southeast region, five percent on Kodiak Island and five percent in Cook Inlet.

LOCATION of ACTUAL MURDERS

TABLE 26

| Statewide | | |
|---|--------------------------|---------------------------------|
| 1979 | | |
| Location | Number of Actual Murders | Percent Distribution for Region |
| <u>Bristol Bay</u> Dillingham | 1 | 2% |
| <u>Central Region</u> Fairbanks | 11 | 22% |
| Nenana | 1 | |
| <u>Cook Inlet</u> North Kenai | 2 | 4% |
| <u>Doyon Region</u> Grayling | 1 | 2% |
| <u>Kodiak</u> Kodiak | 3 | 5% |
| <u>Kotzebue Sound</u> Kotzebue | 1 | 2% |
| <u>Seward Peninsula</u> Elim | 1 | 2% |
| <u>Southeast Region</u> Juneau | 4 | 11% |
| Sitka | 1 | |
| Hydaburg | 1 | |
| <u>Western Region</u> Toksook Bay | 1 | 4% |
| Emmonak | 1 | |
| <u>Southcentral Region</u> Anchorage | 23 | 45% |
| Palmer | 1 | |
| Exlucna | 1 | |
| <u>Other</u> MV Cordova | 1 | 2% |

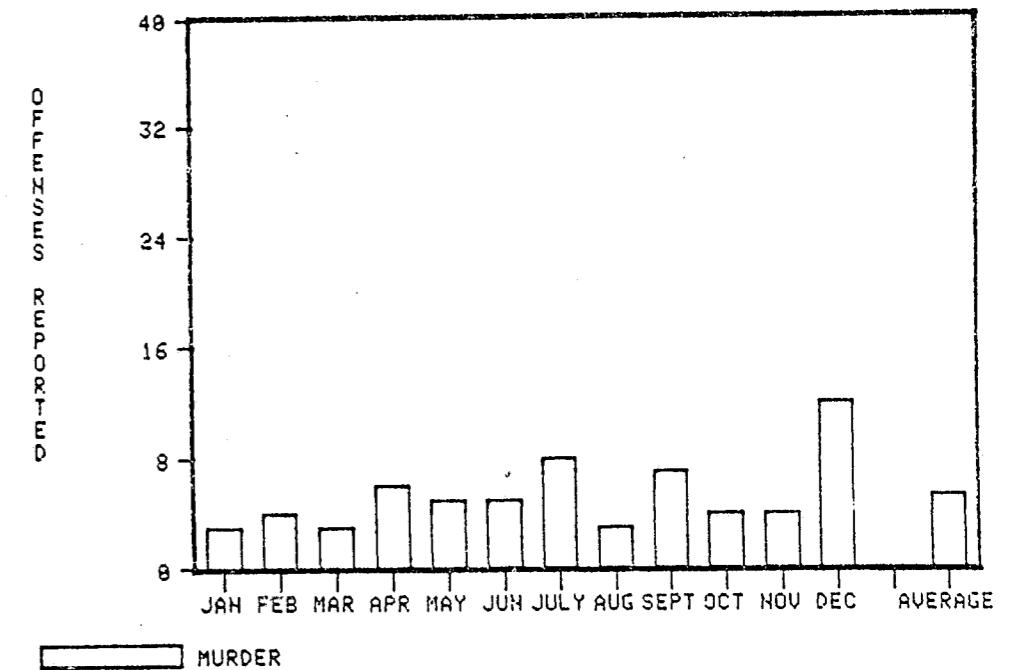
CLEARANCE RATE: During 1979, sixty-seven percent of the actual reported murders were cleared by arrest. Four percent were cleared by juvenile arrests.

PERSONS ARRESTED: Of those arrested for murder, ninety-three percent were male and seven percent female. Eleven percent were under the age of 18, thirty-two percent between the ages of 18 and 24, and fifty-seven percent 25 and older. Fifty-four percent of the persons arrested were white, three percent black, eighteen percent Indian and twenty-five percent all other races.

REPORTED OFFENSES: The following figure shows the months in which the murders were reported.

MURDER OFFENSES REPORTED 1979

FIGURE 6



FORCIBLE RAPE

DEFINITION: Forcible rape is defined as the carnal knowledge of a female forcibly and against her will. Actual rapes, assaults to rape and attempts to rape are included. Statutory rape is not included.

VOLUME: In 1979, there were 369 rapes reported in Alaska. Eighteen of these rapes were reported in cities new to the UCR program. Rapes represented seventeen percent of the total violent crime and one percent of the total crime index offenses. Table 27 shows that the number of reported rapes increased by thirty-eight percent in the cities which have reported since 1977.

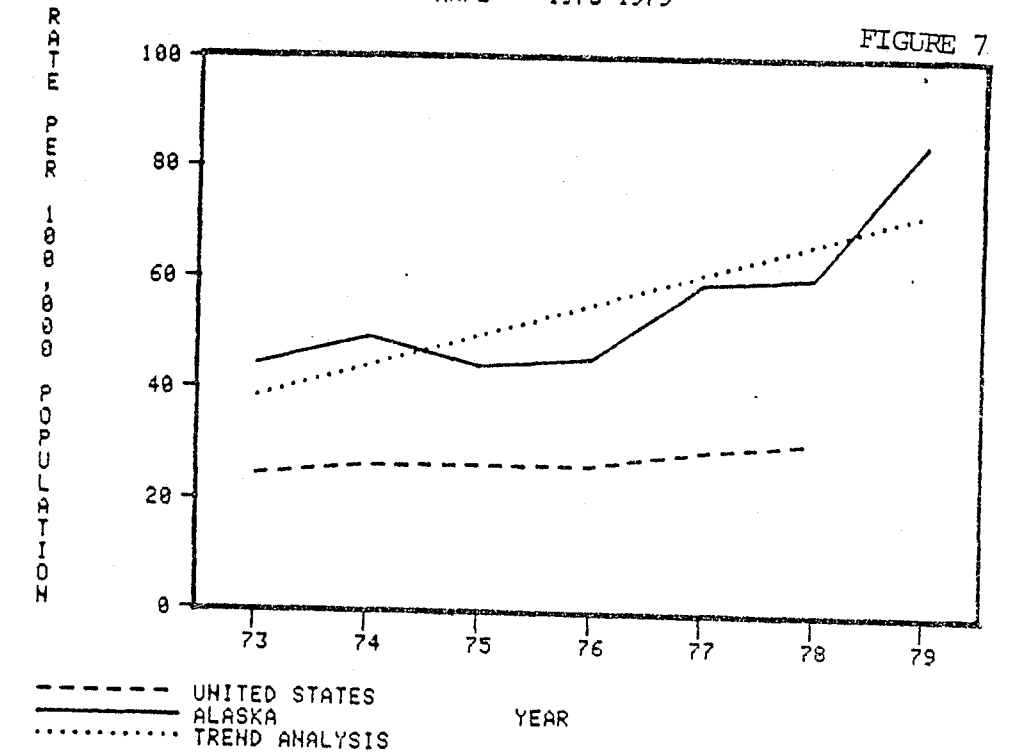
TABLE 27

| | REPORTED OFFENSES | | | | PERCENT CHANGE 1978-1979 |
|---------------|-------------------|------|-----------|-----------|-----------------------------|
| | 1976 | 1977 | 1978 | 1979 | |
| Statewide | 192 | 255 | 276 (254) | 369 (351) | +34% (+38%) |
| Anchorage | 73 | 98 | 117 | 172 | +47% |
| Fairbanks | 16 | 17 | 15 | 20 | +33% |
| Juneau | 5 | 5 | 4 | 6 | +50% |
| Ketchikan | 3 | 3 | 13 | 11 | -15% |
| Rest of State | 95 | 132 | 127 | 160 | +26% |

NOTE: The numbers in parentheses represent the number of rapes which were reported by those cities which participated in the UCR program during 1977, 1978, and 1979.

TREND: In 1979, there were 84.4 rapes for every 100,000 Alaskans. This is an increase of thirty-nine percent over the 60.5 rate for 1978. Figure 7 indicates a predicted rate of 77.9 for 1980.

RAPE 1973-1979



NATURE OF FORCIBLE RAPE: During 1979, seventy-four percent of all forcible rapes were actual rapes by force. The remainder were attempts and assaults to commit forcible rape. Twenty-one percent of the offenses reported to the police were determined to be unfounded. The overall unfounded rate for the total crime index offenses was five percent.

Figure 8 presents the distribution of actual and attempted forcible rapes.

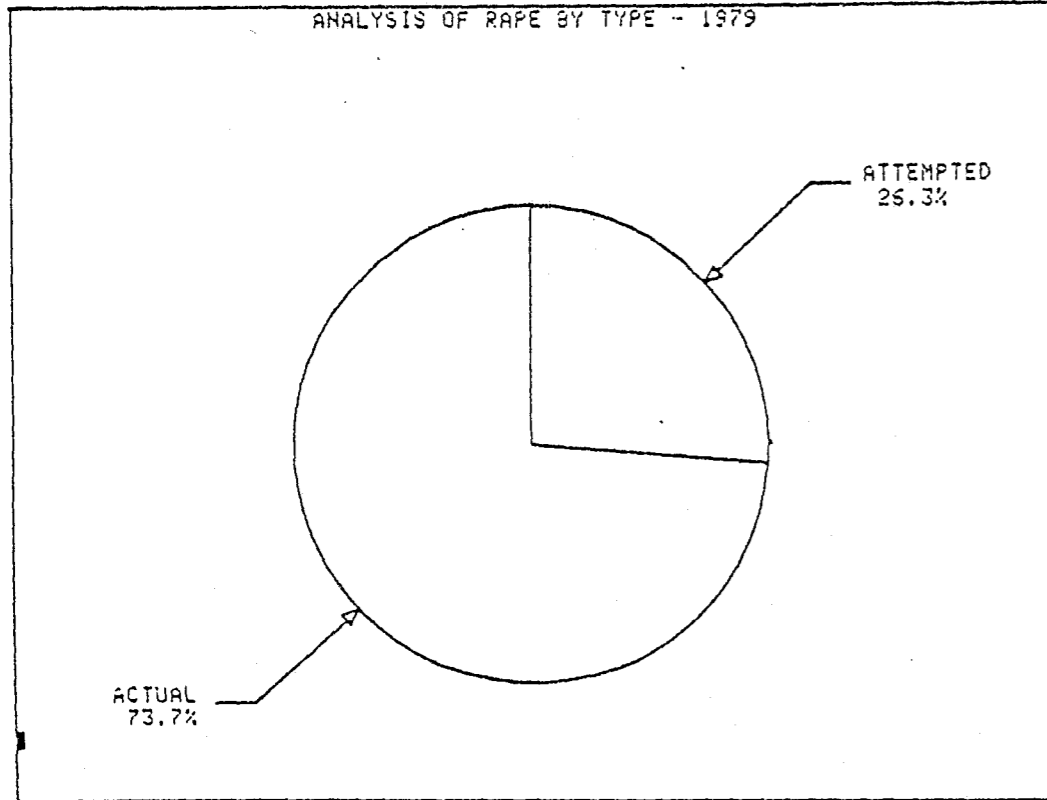
ACTUAL RAPES

1979

TABLE 28

| | STATE | | ANCHORAGE | | FAIRBANKS | | JUNEAU | | KETCHIKAN | | REST OF STATE | |
|-----------|----------|---------|-----------|---------|-----------|---------|----------|---------|-----------|---------|---------------|---------|
| | OFFENSES | PERCENT | OFFENSES | PERCENT | OFFENSES | PERCENT | OFFENSES | PERCENT | OFFENSES | PERCENT | OFFENSES | PERCENT |
| al Rape | 216 | 74% | 102 | 77% | 16 | 30% | 5 | 83% | 6 | 55% | 87 | 70% |
| pted Rape | 77 | 26% | 30 | 23% | 4 | 20% | 1 | 17% | 5 | 45% | 37 | 30% |
| L | 293 | 100% | 132 | 100% | 20 | 100% | 6 | 100% | 11 | 100% | 124 | 100% |

FIGURE 8



The following table represents the regions, cities and villages in which the rapes occurred. Eighty-three percent occurred in urban areas and seventeen percent in rural areas. The Anchorage area accounted for almost fifty percent of the rapes. Eleven percent of the rapes occurred in the central region, eleven percent in the western region and ten percent in the southeast region.

LOCATION of ACTUAL RAPES

TABLE 29

Statewide

1979

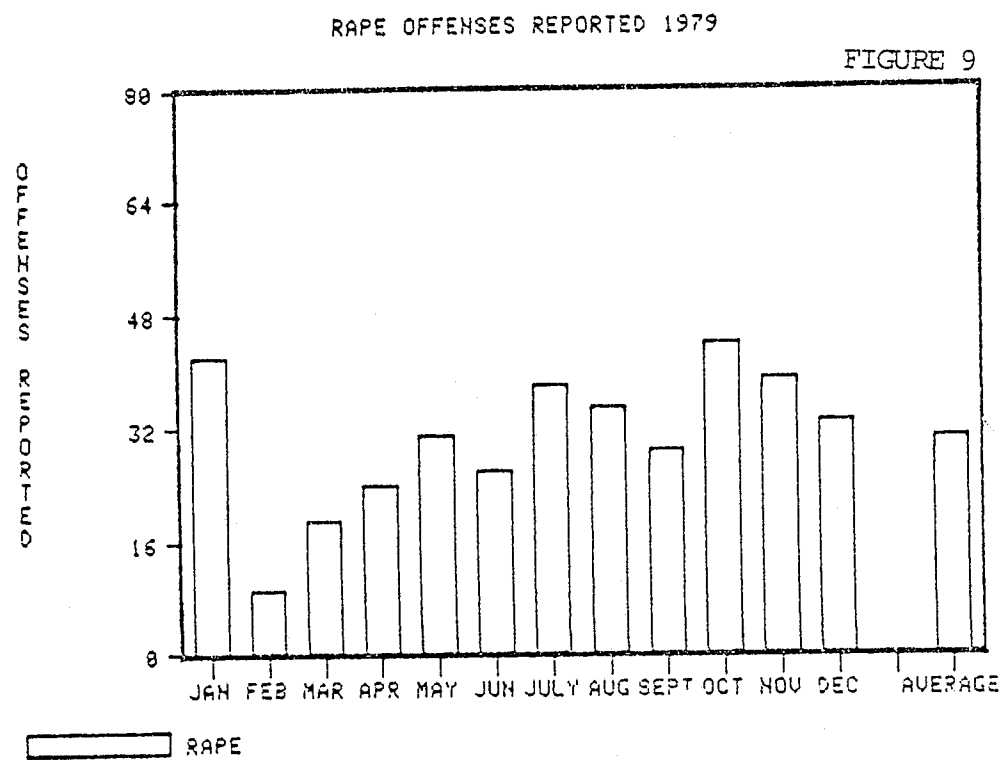
| Location | Number of Actual Rapes | Percent Distribution for Region |
|--|------------------------|---------------------------------|
| <u>Aleutian Chain</u> | | |
| Adak | 1 | * |
| <u>Bristol Bay</u> | | |
| Ekwok | 1 | |
| Aleknagik | 1 | 1% |
| <u>Central Region</u> | | |
| Fairbanks | 31 | 11% |
| <u>Cook Inlet/Kenai Peninsula</u> | | |
| Tyonek | 1 | |
| Kenai | 2 | |
| Soldotna | 3 | |
| Port Graham | 2 | |
| Sterling | 1 | |
| Homer | 4 | 5% |
| <u>Copper River</u> | | |
| Mentasta | 2 | 1% |
| <u>Doyon Region</u> | | |
| Northway | 1 | |
| McGrath | 1 | |
| Takotna | 1 | |
| Kaltag | 1 | 1% |
| <u>Kodiak</u> | | |
| Kodiak | 6 | |
| Ouginkie | 1 | 2% |
| <u>Kotzebue Sound</u> | | |
| Selawik | 2 | |
| Kivalina | 1 | |
| Kiana | 1 | 1% |
| <u>North Pacific Rim</u> | | |
| Seward | 1 | |
| Valdez | 1 | 1% |
| <u>North Slope</u> | | |
| North Slope Borough (Dept. of Public Safety) | 9 | 3% |
| <u>Seward Peninsula</u> | | |
| Nome | 8 | |
| Golovin | 1 | |
| Elim | 1 | |
| Stebbins | 1 | |
| Shaktolik | 1 | |
| Unalakleet | 1 | |
| Savoonga | 1 | 5% |
| <u>Southcentral Region</u> | | |
| Anchorage | 139 | |
| Palmer | 2 | |
| Wasilla | 3 | 48% |
| <u>Southeast Region</u> | | |
| Juneau | 11 | |
| Ketchikan | 11 | |
| Skagway | 1 | |
| Wrangell | 1 | |
| Angoon | 1 | |
| Yakutat | 1 | |
| Saxman | 1 | |
| Pelican | 1 | 10% |
| <u>Western Region</u> | | |
| Bethel | 22 | |
| Mountain Village | 1 | |
| Pilot Station | 1 | |
| Marshall | 1 | |
| Hooper Bay | 1 | |
| Chevak | 2 | |
| Napakia | 2 | |
| Napakia | 1 | |
| Akiachak | 1 | |
| Sheldon's Point | 1 | 11% |

* = Less than 1%

CLEARANCE RATE: During 1979, thirty-five percent of the actual reported rapes were cleared by arrest. Two percent were cleared by juvenile arrests.

PERSONS ARRESTED: Of those arrested for rape, sixteen percent were under the age of 18, thirty-four percent between the ages of 18 and 24 and fifty percent 25 and older. Thirty-nine percent of the persons arrested were white, eight percent black, twenty-seven percent Indian and twenty-six percent all other races.

REPORTED OFFENSES: The following figure shows the months in which the rapes were reported.



ROBBERY

DEFINITION: Robbery is defined as taking or attempting to take anything of value from the care, custody, or control of a person by force, threat of force, violence, or by putting the victim in fear. It is a vicious type of theft that takes place in the presence of the victim. The victim is directly confronted and threatened with force or the fear that force will be used.

VOLUME: During 1979, there were 458 robberies reported in Alaska. Eleven of these robberies were reported in cities which are new to the UCR program. Robberies represent twenty-one percent of the total violent crimes and two percent of the total crime index offenses. Table 30 shows the number of reported robberies increased by eighteen percent during 1979 in the cities which have reported since 1977.

TABLE 30

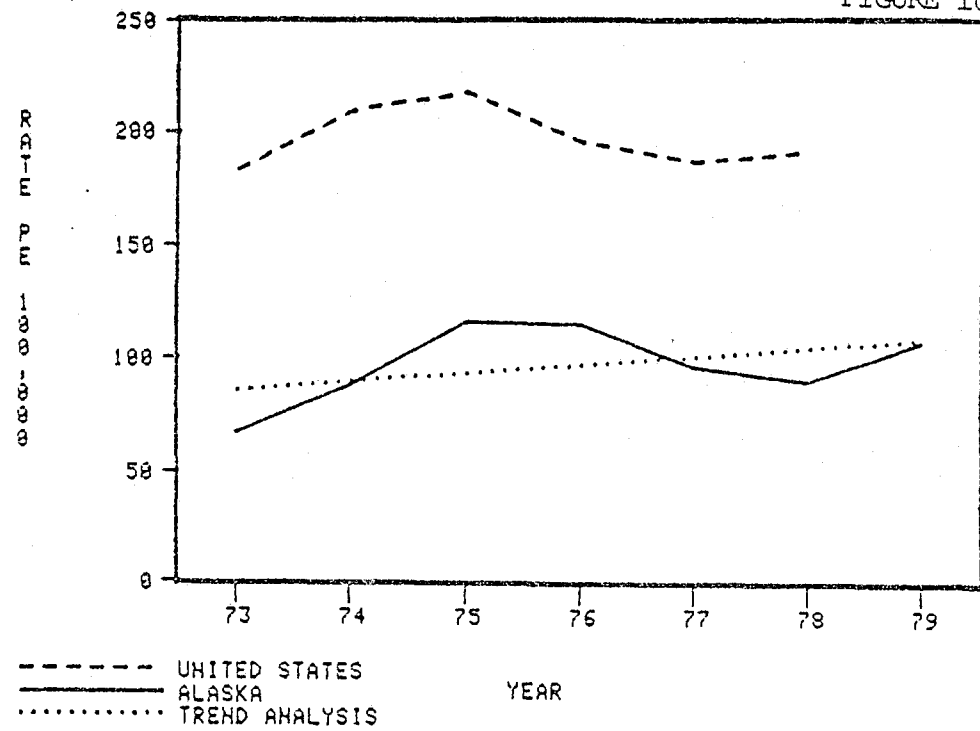
| | REPORTED OFFENSES | | | | PERCENT CHANGE |
|---------------|-------------------|------|-----------|-----------|----------------|
| | 1976 | 1977 | 1978 | 1979 | 1978-1979 |
| Statewide | 486 | 415 | 389 (379) | 458 (447) | +18% (+18%) |
| Anchorage | 277 | 235 | 227 | 353 | +56% |
| Fairbanks | 96 | 46 | 41 | 28 | -32% |
| Juneau | 3 | 14 | 10 | 4 | -60% |
| Ketchikan | 8 | 3 | 8 | 11 | +38% |
| Rest of State | 102 | 117 | 103 | 62 | -40% |

NOTE: The numbers in parentheses represent the number of robberies which were reported by those cities which participated in the UCR program during 1977, 1978, and 1979.

TREND: In 1979, there were 107.4 robberies per 100,000 Alaskans. This is an increase of twenty percent over the 90.2 rate for 1978. Figure 10 indicates a predicted rate of 112.4 for 1980, which is an increase of five percent.

ROBBERY 1973-1979

FIGURE 10



NATURE OF ROBBERY: Thirty-nine percent of the robberies occurred within businesses, fourteen percent on streets/alleys, and ten percent within residences.

ROBBERY LOSSES BY LOCATION

1979

TABLE 31

| LOCATION | STATE | | ANCHORAGE | | FAIRBANKS | | JUNEAU | | KETCHIKAN | | REST OF STATE | |
|----------------------------|----------|---------|-----------|---------|-----------|---------|----------|---------|-----------|---------|---------------|---------|
| | Offenses | Percent | Offenses | Percent | Offenses | Percent | Offenses | Percent | Offenses | Percent | Offenses | Percent |
| Highway (streets & alleys) | \$32679 | \$519 | \$6623 | \$228 | \$1624 | \$180 | | | \$100 | \$100 | \$24332 | \$1014 |
| Commercial Other Business | 23941 | 459 | 17198 | 358 | 7643 | 2548 | | | 500 | 500 | 3500 | 327 |
| Gas or Service Station | 6188 | 309 | 4331 | 309 | 485 | 243 | | | 200 | 300 | 1072 | 357 |
| Chain Store | 20151 | 229 | 9721 | 145 | 6913 | 768 | | | 100 | 100 | 3447 | 313 |
| Residence | 31560 | 751 | 15541 | 432 | 360 | 430 | | | | | 15159 | 3790 |
| Bank | 156550 | 10437 | 5004 | 500 | 2506 | 2506 | | | | | 149040 | 37260 |
| Miscellaneous | 1103358 | 530 | 42332 | 305 | 107 | 53 | 370 | 195 | 357 | 159 | 59592 | 19864 |
| TOTAL | \$ | \$ | \$ | \$ | \$ | \$ | \$ | \$ | \$ | \$ | \$ | \$ |
| | 379457 | 357 | 120750 | 294 | 20139 | 719 | 370 | 135 | 1957 | 196 | 256242 | 4271 |

The average loss per offense was \$857 and the total losses were \$379,457. The greatest average loss per offense was from banks (\$10,437) and the lowest was from chain stores (\$229).

ROBBERY BY LOCATION

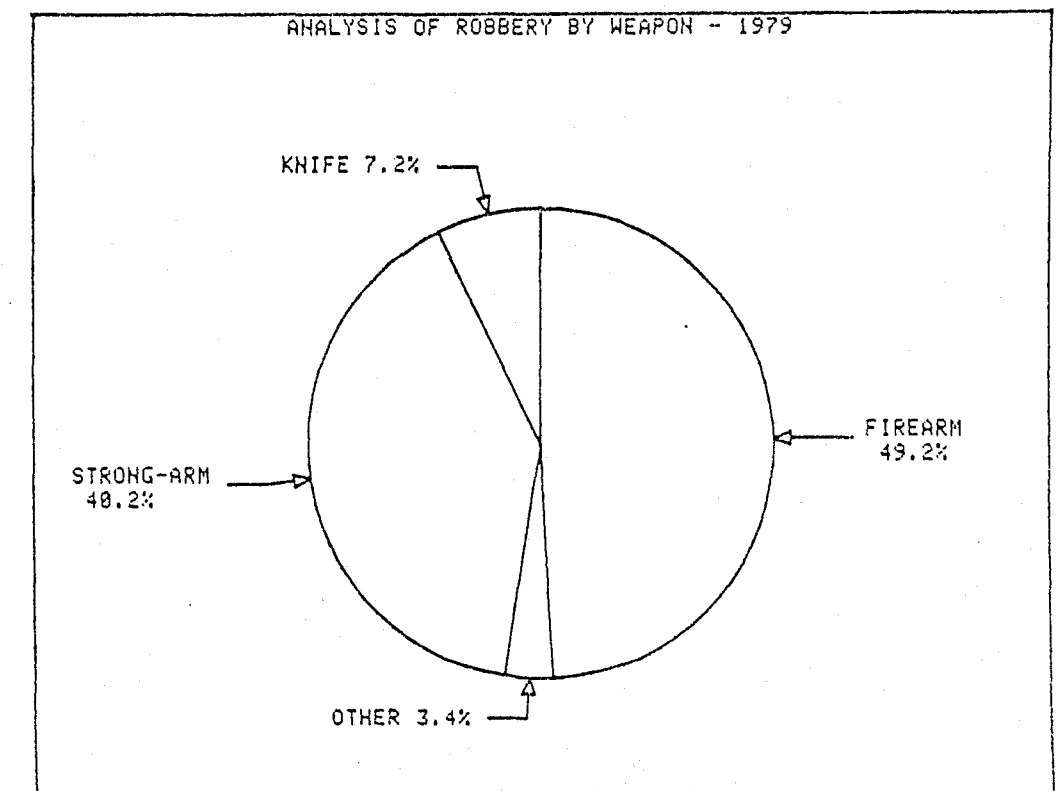
1979

TABLE 32

| LOCATION | STATE | | ANCHORAGE | | FAIRBANKS | | JUNEAU | | KETCHIKAN | | REST OF STATE | |
|----------------------------|----------|---------|-----------|---------|-----------|---------|----------|---------|-----------|---------|---------------|---------|
| | Offenses | Percent | Offenses | Percent | Offenses | Percent | Offenses | Percent | Offenses | Percent | Offenses | Percent |
| Highway (streets & alleys) | 63 | 14% | 29 | 8% | 9 | 32% | | | 1 | 10% | 24 | 40% |
| Commercial Other Business | 63 | 14% | 48 | 14% | 3 | 11% | | | 1 | 10% | 11 | 18% |
| Gas or Service Station | 20 | 5% | 14 | 4% | 2 | 7% | | | 1 | 10% | 3 | 5% |
| Chain Store | 88 | 20% | 67 | 20% | 9 | 32% | | | 1 | 10% | 11 | 18% |
| Residence | 42 | 10% | 36 | 10% | 2 | 7% | | | | | 4 | 7% |
| Bank | 15 | 3% | 10 | 3% | 1 | 4% | | | | | 4 | 7% |
| Miscellaneous | 152 | 34% | 139 | 41% | 2 | 7% | 2 | 100% | 6 | 60% | 3 | 5% |
| TOTAL | 443 | 100% | 343 | 100% | 28 | 100% | 2 | 100% | 10 | 100% | 60 | 100% |

Figure 11 presents an analysis of the weapons used during the commission of robberies. The majority of the offenses involved firearms and strong-arm tactics.

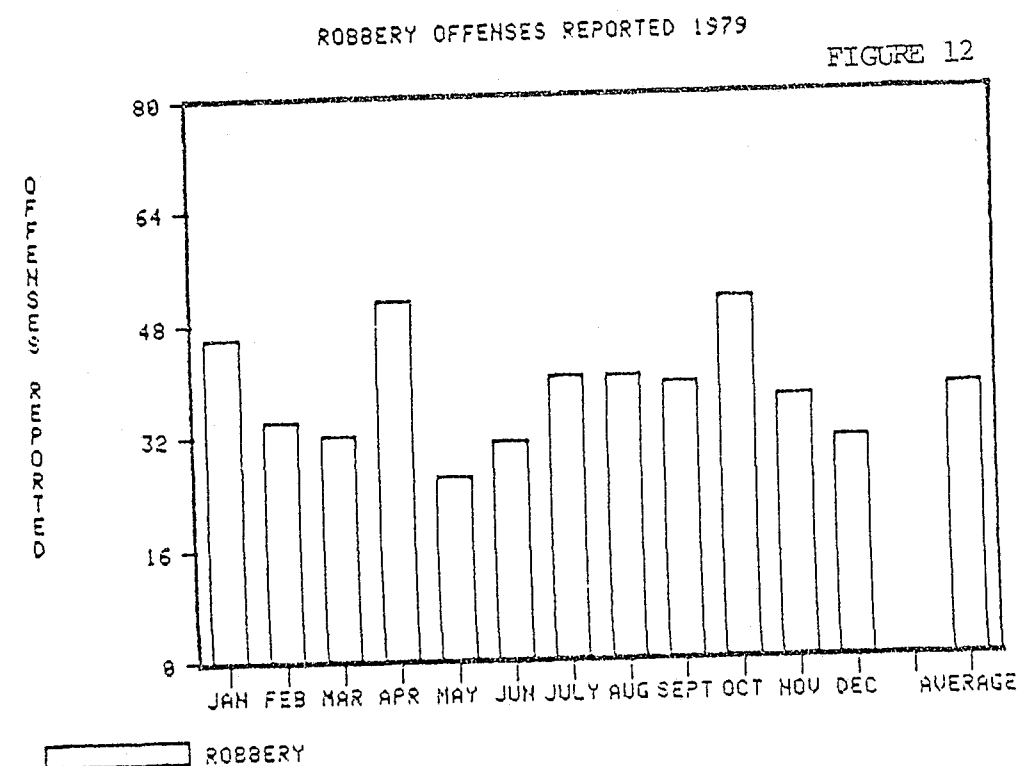
FIGURE 11



CLEARANCE RATES: In 1979, twenty-three percent of the actual reported robberies were cleared by an arrest. Four percent were cleared by the arrest of juveniles.

PERSONS ARRESTED: Of those persons arrested for robbery, ninety-two percent were male and eight percent female. Twenty-five percent were under the age of eighteen, forty-four percent between the ages of 18 and 24 and thirty-one percent 25 and older. Fifty-nine percent of the persons arrested were white, twenty-five percent black, ten percent Indian and six percent all other races.

REPORTED OFFENSES: The following figure shows the months in which the robberies were reported.



AGGRAVATED ASSAULT

DEFINITION: Aggravated assault is defined as an unlawful attack by one person upon another for the purpose of inflicting severe bodily injury. It is usually accompanied by the use of a weapon or other means likely to produce death or great bodily harm. Attempts are included since serious personal injury would probably result if the crime was successfully completed. Simple assaults are not included.

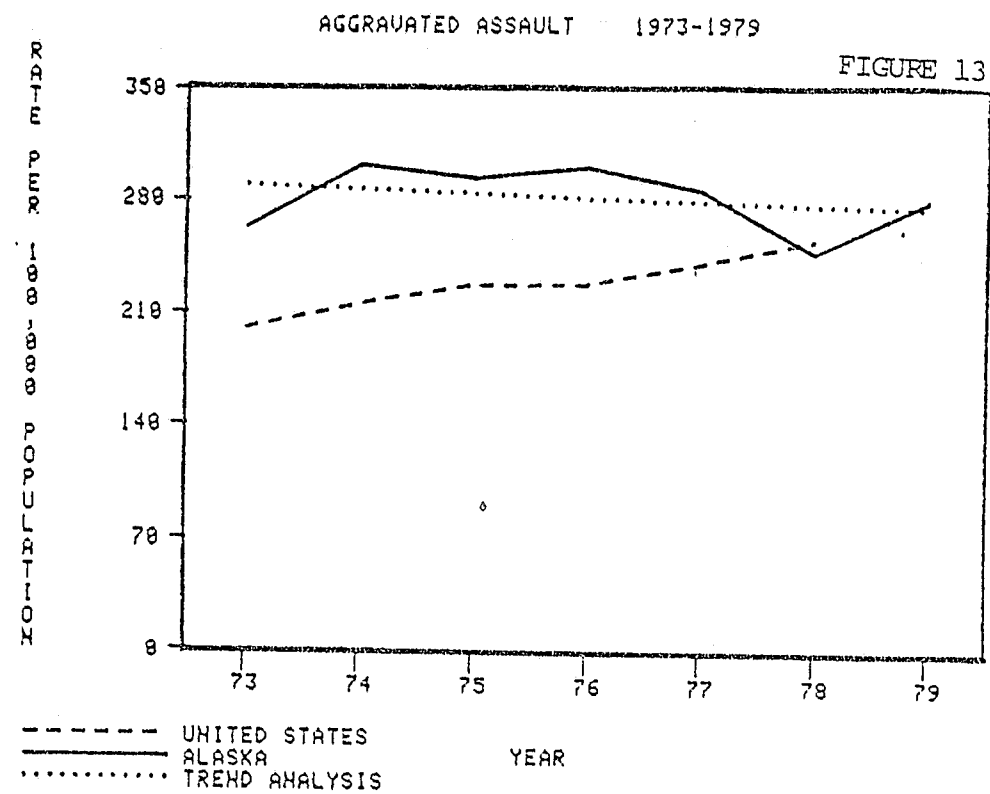
VOLUME: During 1979, there were 1,307 aggravated assaults reported. 143 of these assaults were reported in cities new to the UCR program. Aggravated assaults represented fifty-nine percent of the total violent crime and five percent of the total crime index offenses. Table 33 shows that the number of reported aggravated assaults increased by twelve percent during 1979 in cities which have reported since 1977.

TABLE 33

| | REPORTED OFFENSES | | | | PERCENT CHANGE |
|---------------|-------------------|-------|---------------|---------------|----------------|
| | 1976 | 1977 | 1978 | 1979 | 1978-1979 |
| Statewide | 1,264 | 1,232 | 1,218 (1,042) | 1,307 (1,164) | +7% (+12%) |
| Anchorage | 326 | 241 | 211 | 238 | +13% |
| Fairbanks | 149 | 92 | 79 | 60 | -24% |
| Juneau | 112 | 53 | 26 | 40 | +54% |
| Ketchikan | 52 | 65 | 61 | 87 | +43% |
| Rest of State | 625 | 781 | 841 | 882 | +5% |

NOTE: The numbers in parentheses represent the number of Aggravated Assaults which were reported by those cities which participated in the UCR program during 1977, 1978, and 1979.

TREND: In 1979, there were 279.8 aggravated assaults per 100,000 Alaskans. This is an increase of thirteen percent over the 248.1 rate for 1978. Figure 13 indicates a predicted rate of 272.8 for 1980.



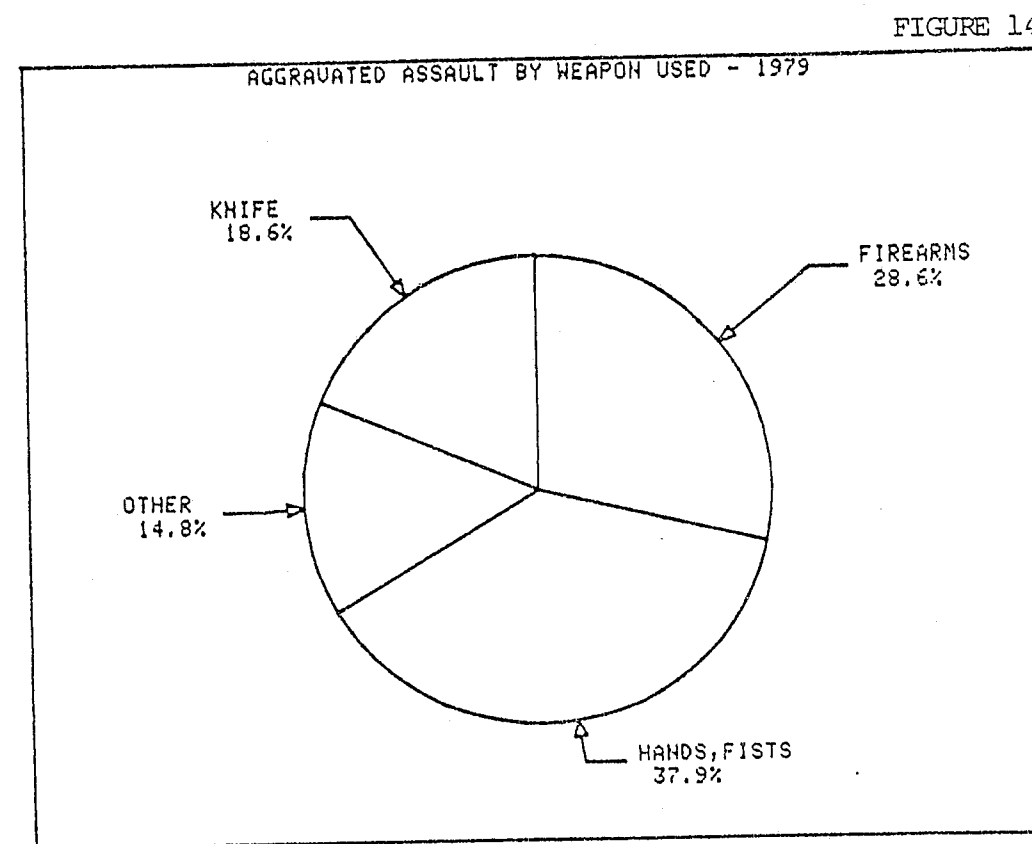
NATURE OF AGGRAVATED ASSAULTS: During 1979, thirty-eight percent of the aggravated assaults involved hands/fists/feet, twenty-eight percent firearms and nineteen percent knives.

Aggravated Assault
By Type of Weapon
 1979

TABLE 34

| | STATE | | ANCHORAGE | | FAIRBANKS | | JUNEAU | | KETCHIKAN | | REST OF STATE | |
|-------------------------------------|-------------|-------------|------------|-------------|-----------|-------------|-----------|-------------|-----------|-------------|---------------|-------------|
| | Offenses | Percent | Offenses | Percent | Offenses | Percent | Offenses | Percent | Offenses | Percent | Offenses | Percent |
| Firearms | 344 | 29% | 90 | 41% | 22 | 37% | 6 | 15% | | | 226 | 25% |
| Knives or Other Cutting Instruments | 224 | 19% | 74 | 34% | 13 | 31% | 11 | 27% | 1 | 50% | 120 | 14% |
| Blunt or Other Dangerous Weapons | 179 | 15% | 49 | 23% | 7 | 12% | 10 | 25% | | | 112 | 13% |
| Hands, Fists, or Feet | 456 | 38% | 4 | 2% | 12 | 30% | 13 | 33% | 1 | 50% | 426 | 48% |
| TOTAL | 1200 | 100% | 217 | 100% | 59 | 100% | 40 | 100% | 2 | 100% | 894 | 100% |

Figure 14 presents the statewide distribution of the weapons used in aggravated assaults.



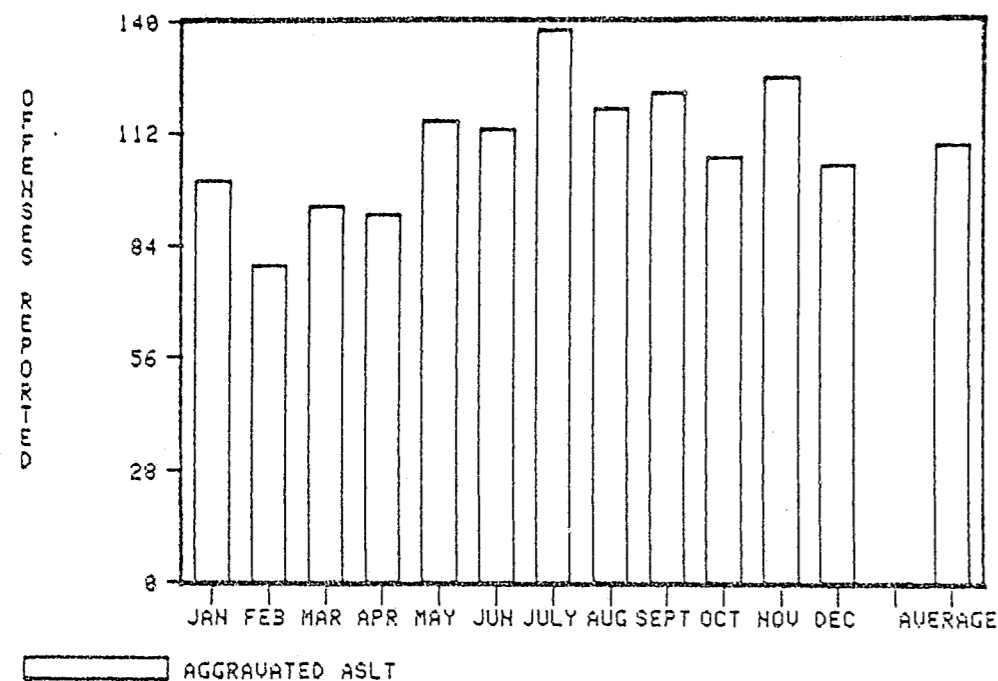
CLEARANCE RATE: In 1979, sixty-two percent of the actual reported aggravated assaults were cleared by an arrest. Five percent of the offenses were cleared by the arrest of a juvenile.

PERSONS ARRESTED: Of those persons arrested for larceny/theft, eighty-nine percent were male and eleven percent female. Eleven percent were under the age of eighteen, thirty-six percent between the ages of 18 and 24 and fifty-three percent 25 and over. Forty-four percent of the persons arrested were white, six percent black, nineteen percent Indian and thirty-one percent all other races.

REPORTED OFFENSES: The following figure shows the months in which the aggravated assaults were reported.

AGGRAVATED ASSAULT OFFENSES REPORTED 1979

FIGURE 15



BURGLARY

DEFINITION: Burglary is defined as the unlawful entry of a structure to commit a felony or theft. This includes entry involving force of any kind, entry using no force, and attempted entry involving force of any kind.

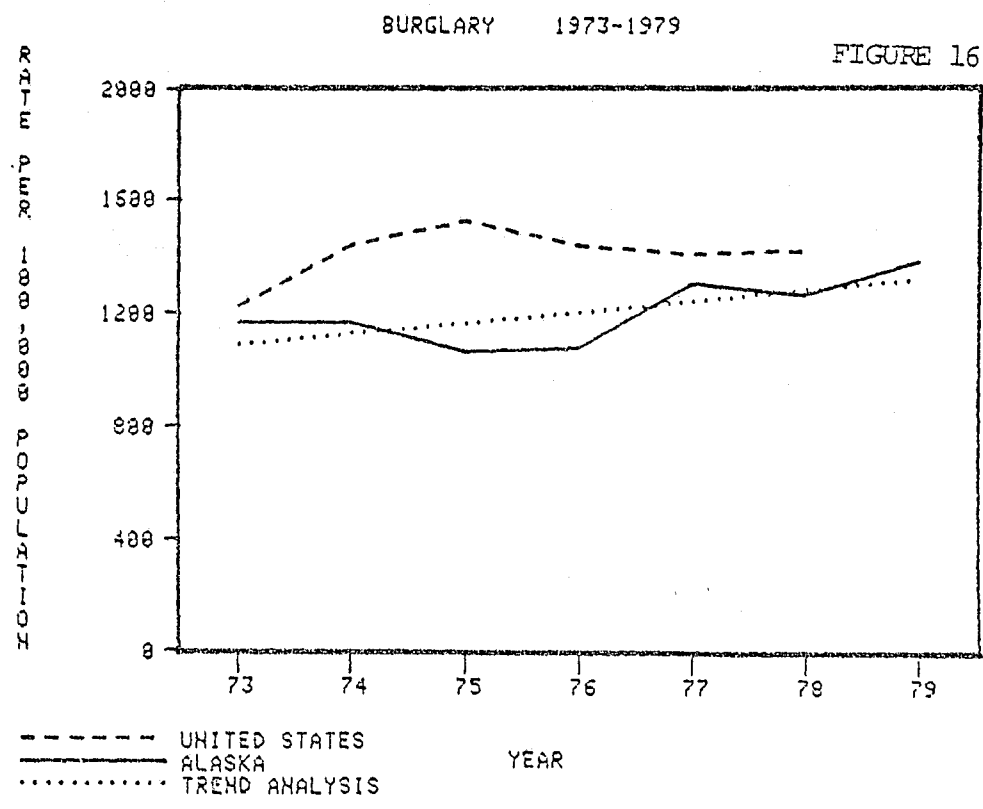
VOLUME: During 1979, there were 5,930 burglaries reported in Alaska. 164 of these burglaries were reported in cities new to the UCR program. Burglaries represented twenty-four percent of the total property crime and twenty-two percent of the total crime index offenses. Table 35 shows that the number of reported burglaries increased eight percent in the cities which have reported since 1977.

TABLE 35

| | REPORTED OFFENSES | | | | PERCENT CHANGE |
|---------------|-------------------|-------|---------------|---------------|----------------|
| | 1976 | 1977 | 1978 | 1979 | 1978-1979 |
| Statewide | 4,538 | 5,634 | 5,659 (5,330) | 5,930 (5,766) | + 5% (+8%) |
| Anchorage | 1,653 | 2,050 | 2,192 | 2,642 | +21% |
| Fairbanks | 421 | 329 | 335 | 332 | - 1% |
| Juneau | 187 | 188 | 147 | 140 | - 5% |
| Ketchikan | 155 | 171 | 228 | 174 | -24% |
| Rest of State | 2,122 | 2,396 | 2,757 | 2,542 | - 4% |

NOTE: The numbers in parentheses represent the number of burglaries which were reported by those cities which participated in the UCR program during 1977, 1978, and 1979.

TREND: During 1979, there were 1386.1 burglaries per 100,000 Alaskans. This is an increase of nine percent over the 1269.0 rate for 1978. Figure 16 indicates a predicted rate of 1364.4 for 1980.



NATURE OF BURGLARY: In 1979, the majority of the burglaries involved forcible entry into a structure. The distribution among forcible entry, unlawful entry and attempted entry had remained relatively constant since 1976. This year, however, there were proportionately more forcible entries.

Burglary
By Type of Entry

TABLE 36

| Type of Entry | STATE | | ANCHORAGE | | FAIRBANKS | | JUNEAU | | KETCHIKAN | | REST OF STATE | |
|--------------------------|-------------|-------------|-------------|-------------|------------|-------------|------------|-------------|------------|-------------|---------------|-------------|
| | Offenses | Percent | Offenses | Percent | Offenses | Percent | Offenses | Percent | Offenses | Percent | Offenses | Percent |
| Forcible Entry | 3591 | 64% | 1653 | 67% | 185 | 56% | 70 | 55% | 37 | 52% | 1596 | 64% |
| Unlawful Entry | 1613 | 24% | 610 | 24% | 133 | 40% | 48 | 38% | 55 | 33% | 771 | 31% |
| Attempted Forcible Entry | 395 | 7% | 215 | 9% | 14 | 4% | 9 | 7% | 25 | 15% | 132 | 5% |
| TOTAL | 5604 | 100% | 2478 | 100% | 332 | 100% | 127 | 100% | 168 | 100% | 2499 | 100% |

Residential burglaries accounted for sixty-two percent of the incidents and non-residential for thirty-eight percent. Thirty-seven percent of the burglaries occurred at night, twenty-two percent during the day and forty-one percent at an unknown time.

BURGLARY BY
LOCATION and TIME
1979

TABLE 37

| Location/Time | STATE LOSS | | ANCHORAGE | | FAIRBANKS | | JUNEAU | | KETCHIKAN | | REST OF STATE | |
|-------------------------------|-------------|-------------|-------------|-------------|------------|-------------|------------|-------------|------------|-------------|---------------|-------------|
| | Offenses | Per cent | Offenses | Per cent | Offenses | Per cent | Offenses | Per cent | Offenses | Per cent | Offenses | Per cent |
| <u>Residence</u> | | | | | | | | | | | | |
| Night | 910 | 16% | 455 | 18% | 76 | 23% | 25 | 20% | 41 | 24% | 313 | 13% |
| Day | 1142 | 20% | 632 | 25% | 55 | 16% | 28 | 22% | 18 | 11% | 409 | 16% |
| Unknown | 1439 | 26% | 564 | 23% | 69 | 12% | 16 | 12% | 16 | 10% | 774 | 31% |
| TOTAL RESIDENCE | 3491 | 62% | 1651 | 67% | 200 | 60% | 69 | 54% | 75 | 45% | 1496 | 60% |
| <u>Non-Residence</u> | | | | | | | | | | | | |
| Night | 1131 | 20% | 443 | 18% | 74 | 23% | 43 | 34% | 69 | 41% | 502 | 20% |
| Day | 113 | 2% | 41 | 1% | 14 | 4% | 1 | * | 10 | 6% | 47 | 2% |
| Unknown | 869 | 16% | 343 | 14% | 44 | 13% | 14 | 12% | 14 | 8% | 454 | 18% |
| TOTAL NON-RESIDENCE | 2113 | 38% | 827 | 33% | 132 | 40% | 58 | 46% | 93 | 55% | 2499 | 40% |
| GRAND TOTAL BURGLARIES | 5604 | 100% | 2478 | 100% | 332 | 100% | 127 | 100% | 168 | 100% | 2499 | 100% |

The average loss per burglary was \$668 and the total losses amounted to \$3,744,054. The greatest average loss occurred in residences at an unknown time (\$848) and the lowest average loss (\$273) occurred in non-residences during the day.

BURGLARY

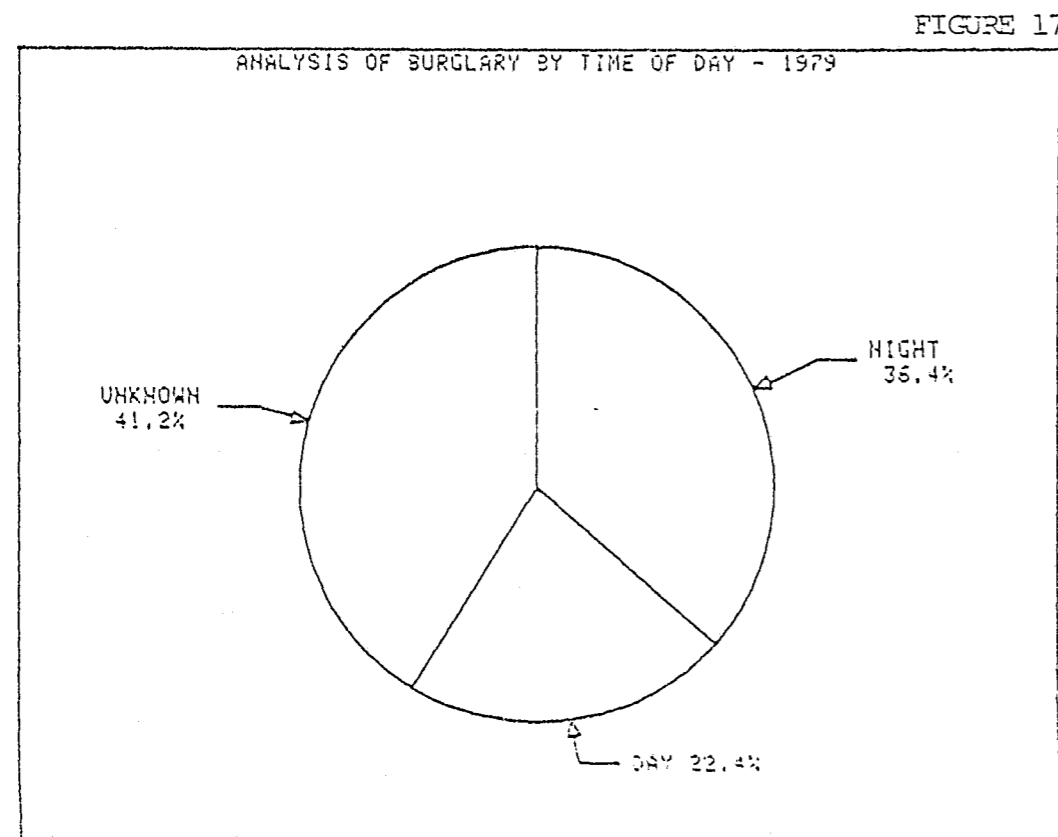
LOSS PER OFFENSE

1979

TABLE 36

| Location/Time | STATE LOSS | | ANCHORAGE | | FAIRBANKS | | JUNEAU | | KETCHIKAN | | REST OF STATE | |
|-------------------------------|----------------|-------------|----------------|-------------|---------------|-------------|--------------|-------------|--------------|-------------|----------------|-------------|
| | Total Loss | Per Offense | Total Loss | Per Offense | Total Loss | Per Offense | Total Loss | Per Offense | Total Loss | Per Offense | Total Loss | Per Offense |
| Residence | | | | | | | | | | | | |
| Night | 369803 | 406 | 193148 | 424 | 35684 | 470 | 9485 | 379 | 12945 | 316 | 118541 | 379 |
| Day | 777330 | 681 | 428198 | 678 | 32780 | 596 | 8951 | 320 | 4473 | 248 | 302928 | 741 |
| Unknown | 1220332 | 348 | 508449 | 902 | 70447 | 1021 | 4787 | 299 | 5260 | 329 | 631389 | 816 |
| TOTAL RESIDENCE | 2367465 | 678 | 1129795 | 684 | 138911 | 695 | 23223 | 337 | 22678 | 302 | 1052858 | 704 |
| Non-Residence | | | | | | | | | | | | |
| Night | 569387 | 522 | 298067 | 650 | 42574 | 575 | 22738 | 529 | 19547 | 283 | 296461 | 591 |
| Day | 30862 | 273 | 3899 | 217 | 4736 | 338 | 500 | 500 | 1147 | 115 | 15580 | 331 |
| Unknown | 676340 | 778 | 215237 | 628 | 51343 | 1157 | 8136 | 585 | 5351 | 382 | 296223 | 873 |
| TOTAL NON-RESIDENCE | 1376589 | 651 | 512203 | 619 | 98653 | 747 | 31424 | 542 | 26045 | 280 | 708264 | 706 |
| GRAND TOTAL BURGLARIES | 3744054 | 668 | 1541998 | 663 | 237564 | 716 | 54647 | 430 | 48723 | 290 | 1761122 | 705 |

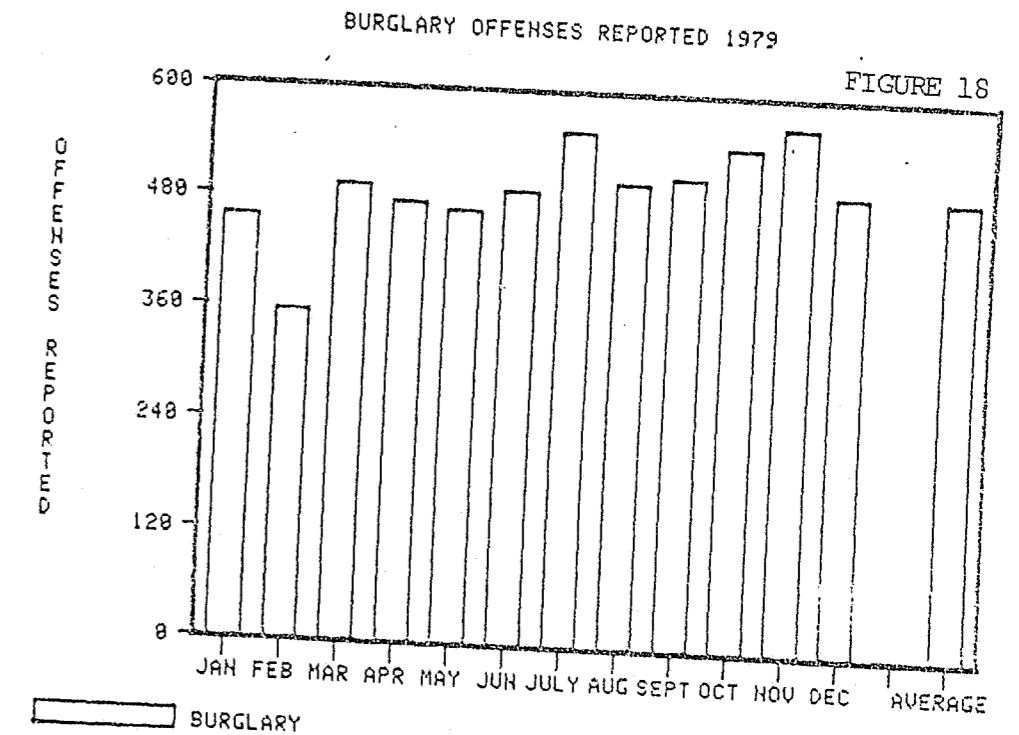
Figure 17 shows the statewide distribution of the time of day when burglaries occurred.



CLEARANCE RATES: During 1979, fifteen percent of the actual reported burglaries were cleared by an arrest. Six percent were cleared by juvenile arrests.

PERSONS ARRESTED: Of those persons arrested for burglary, ninety-four percent were male and six percent female. Fifty-nine percent were under the age of 18, thirty percent between the ages of 18 and 24 and eleven percent 25 and older. Sixty-four percent of the persons arrested were white, three percent black, nineteen percent Indian and fourteen percent all other races.

REPORTED OFFENSES: The following figure shows the months in which the burglaries were reported.



LARCENY/THEFT

DEFINITION: Larceny/theft is defined as the unlawful taking of property without the use of force, violence, or fraud. It includes crimes such as shoplifting, pocket-picking, purse snatching, theft of motor vehicle parts, and bicycle theft.

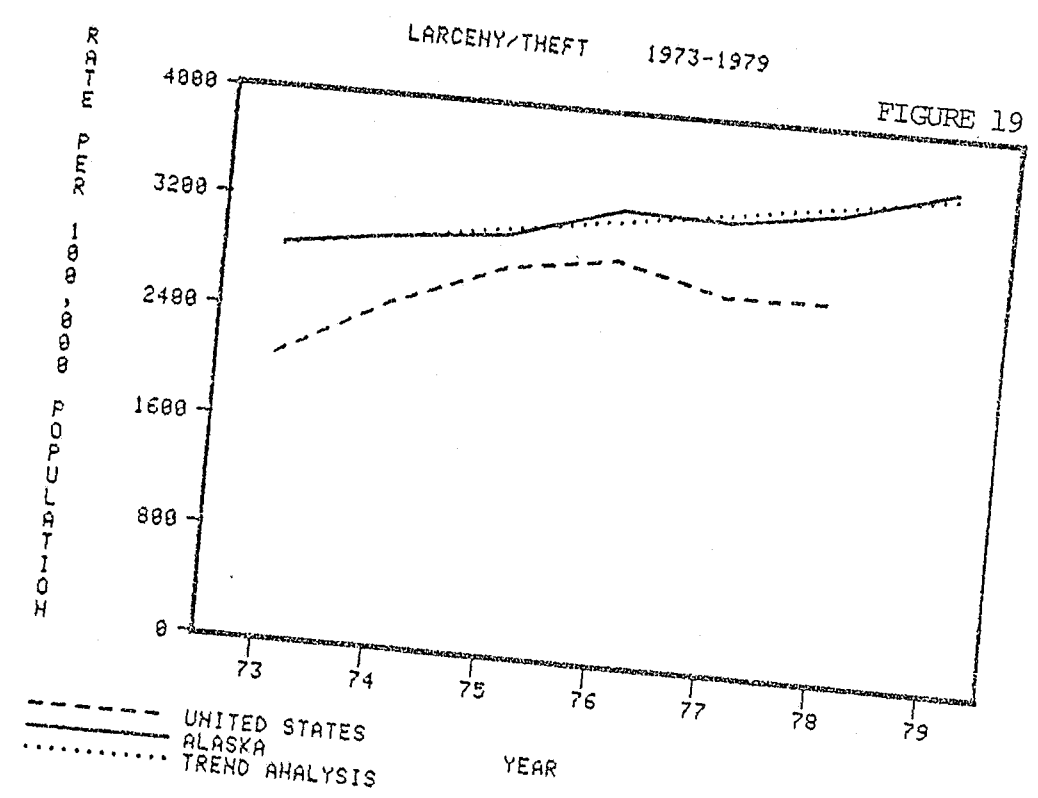
VOLUME: In 1979, there were 15,541 larceny/thefts reported in Alaska. 502 of these larcenies were reported in cities new to the UCR program. Larcenies represented sixty-four percent of the total property crime and fifty-nine percent of the total crime index offenses. Table 39 shows that the number of reported larcenies increased by six percent in cities which have reported since 1977.

TABLE 39

| | REPORTED OFFENSES | | | | PERCENT CHANGE |
|---------------|-------------------|--------|-----------------|-----------------|----------------|
| | 1976 | 1977 | 1978 | 1979 | 1978-1979 |
| Statewide | 13,817 | 14,072 | 14,903 (14,212) | 15,541 (15,039) | + 4% (+6%) |
| Anchorage | 6,483 | 6,446 | 6,836 | 7,333 | +15% |
| Fairbanks | 1,358 | 1,474 | 1,498 | 1,560 | + 4% |
| Juneau | 489 | 391 | 423 | 420 | - 1% |
| Ketchikan | 537 | 610 | 695 | 561 | -19% |
| Rest of State | 4,350 | 5,151 | 5,451 | 5,167 | + 5% |

NOTE: The number in parentheses represent the number of larceny/thefts which were reported by those cities which participated in the UCR program during both 1977 and 1979.

TREND: During 1979, there were 3615.1 larcenies for every 100,000 Alaskans. This is an increase of seven percent over the 3,383.8 rate for 1978. Figure 19 indicates a predicted rate of 3677.7 for 1980.



NATURE OF LARCENY/THEFT: During 1979, the majority of the larceny/thefts were from buildings (22%), from motor vehicles (19%) and shoplifting (16%). The average value of the property stolen was \$338 with total losses of \$5,077,297. Thefts from buildings had the greatest loss per offense with \$449 and shoplifting had the lowest with \$39.

LARCENY/THEFT
OFFENSES BY TYPE
1979

TABLE 40

| Classification | STATE | | ANCHORAGE | | FAIRBANKS | | JUNEAU | | KETCHIKAN | | REST OF STATE | |
|-----------------------------------|---------|----------|-----------|----------|-----------|----------|---------|----------|-----------|----------|---------------|----------|
| | Offense | Per-Cent | Offense | Per-Cent | Offense | Per-Cent | Offense | Per-Cent | Offense | Per-Cent | Offense | Per-Cent |
| Pocket-Picking | 101 | 1% | 27 | * | 0 | * | 6 | 2% | 8 | 1% | 60 | 1% |
| Purse Snatching | 102 | 1% | 49 | 1% | 10 | 1% | 2 | * | 6 | 1% | 35 | 1% |
| Shoplifting | 2480 | 16% | 1639 | 22% | 428 | 27% | 49 | 12% | 76 | 14% | 298 | 6% |
| From Motor Vehicles | 2871 | 19% | 1638 | 22% | 277 | 18% | 71 | 18% | 62 | 11% | 823 | 17% |
| Motor Vehicle Parts & Accessories | 1316 | 9% | 649 | 3% | 65 | 4% | 4 | 1% | 56 | 10% | 542 | 11% |
| Bicycles | 1884 | 12% | 931 | 12% | 248 | 16% | 44 | 11% | 94 | 17% | 567 | 12% |
| From Buildings | 3242 | 22% | 1796 | 23% | 211 | 14% | 161 | 41% | 127 | 23% | 957 | 19% |
| From Coin Operated Machines | 36 | 1% | 49 | 1% | -0- | -0- | 1 | * | 4 | 1% | 32 | 1% |
| All Others | 2921 | 19% | 353 | 11% | 315 | 20% | 51 | 15% | 114 | 21% | 1578 | 32% |
| Unknown | | | | | | | | | | | | |
| GRAND TOTAL | 15003 | 100% | 7621 | 100% | 1554 | 100% | 399 | 100% | 547 | 100% | 4882 | 100% |

LARCENY/THEFT
LOSSES PER OFFENSE
1979

TABLE 41

| Classification | STATE | | ANCHORAGE | | FAIRBANKS | | JUNEAU | | KETCHIKAN | | REST OF STATE | |
|-----------------------------------|------------|------------------|------------|------------------|------------|------------------|------------|------------------|------------|------------------|---------------|------------------|
| | Total Loss | Loss per Offense | Total Loss | Loss per Offense | Total Loss | Loss per Offense | Total Loss | Loss per Offense | Total Loss | Loss per Offense | Total Loss | Loss per Offense |
| Pocket-Picking | \$ 23978 | \$ 237 | \$ 1346 | \$ 50 | \$ -0- | \$ -0- | \$ 723 | \$ 120 | \$ 1160 | \$ 145 | \$ 20749 | \$ 346 |
| Purse Snatching | 11499 | 132 | 5699 | 116 | 1132 | 113 | 106 | 54 | 164 | 27 | 6398 | 133 |
| Shoplifting | 95643 | 39 | 63257 | 38.6 | 7723 | 18 | 944 | 19 | 2202 | 29 | 21517 | 75 |
| From Motor Vehicles | 391751 | 311 | 442973 | 270 | 148941 | 538 | 15565 | 219 | 12574 | 203 | 271662 | 330 |
| Motor Vehicle Parts & Accessories | 230292 | 175 | 98675 | 152 | 10582 | 163 | 539 | 135 | 7764 | 139 | 112722 | 208 |
| Bicycles | 159537 | 85 | 46700 | 50 | 33717 | 136 | 5322 | 121 | 9465 | 101 | 64333 | 113 |
| From Buildings | 1455129 | 449 | 729849 | 409 | 150043 | 711 | 43653 | 271 | 29764 | 234 | 501821 | 524 |
| From Coin Operated Machines | 5184 | 50 | 1373 | 28 | -0- | -0- | 200 | 200 | 500 | 150 | 3992 | 33 |
| All Others | 2000350 | 754 | 695309 | 215 | 103362 | 400 | 41790 | 585 | 73384 | 496 | 1150433 | 792 |
| Unknown | | | | | | | | | | | | |
| GRAND TOTAL | \$ 5077237 | \$ 338 | \$ 2085200 | \$ 274 | \$ 487469 | \$ 114 | \$ 103844 | \$ 273 | \$ 14077 | \$ 262 | \$ 252677 | \$ 461 |

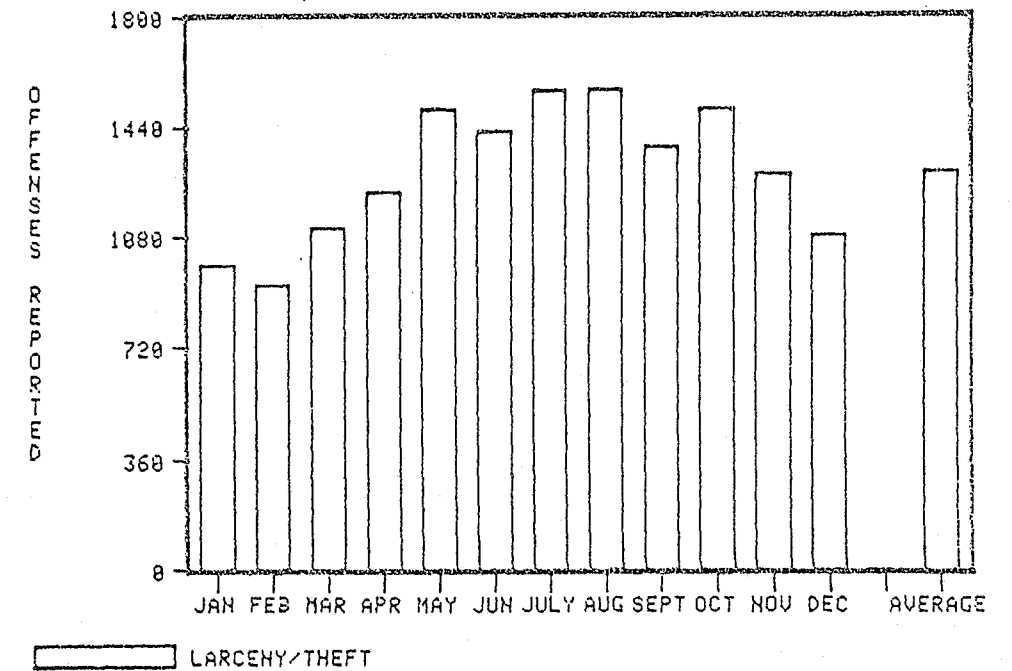
CLEARANCE RATE: Twenty-two percent of the actual reported larceny/ thefts were cleared by an arrest. Nine percent were cleared by juvenile arrests.

PERSONS ARRESTED: Of those persons arrested for larceny/theft, seventy-three percent were male and twenty-seven percent female. Sixty-two percent were under the age of 18, nineteen percent were between the ages of 18 and 24 and nineteen percent 25 and older. Sixty-eight percent of the persons arrested were white, five percent black, twenty-one percent Indian and six percent all other races.

REPORTED OFFENSES: The following figure shows the months in which the larcenies were reported.

LARCENY/THEFT OFFENSES REPORTED 1979

FIGURE 20



MOTOR VEHICLE THEFT

DEFINITION: Motor vehicle theft is defined as the theft or attempted theft of a motor vehicle.

VOLUME: In 1979, there were 2,846 motor vehicle thefts reported in Alaska. 245 of these thefts were reported in cities new to the UCR program. Motor vehicle thefts represent twelve percent of the total property crime and eleven percent of the total crime index offenses. Table 42 shows that the number of reported motor vehicle thefts decreased by five percent in those cities which have reported since 1977.

TABLE 42

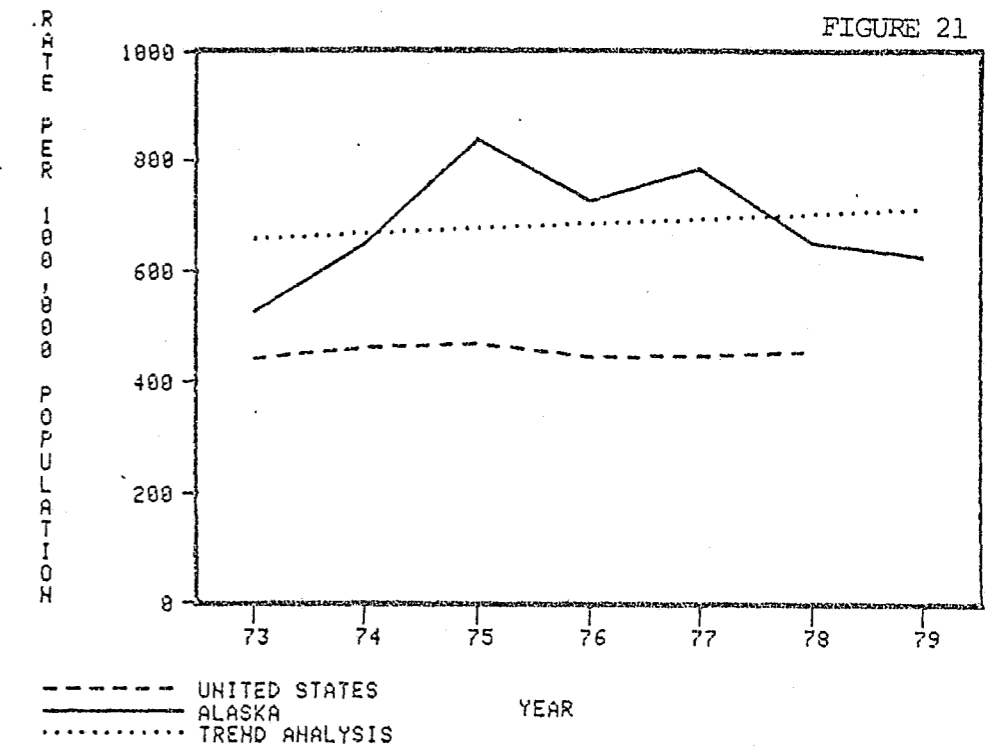
| | REPORTED OFFENSES | | | | PERCENT CHANGE 1975-1979 |
|---------------|-------------------|-------|---------------|---------------|-----------------------------|
| | 1975 | 1977 | 1978 | 1979 | |
| Statewide | 3,047 | 3,370 | 3,018 (2,730) | 2,846 (2,501) | -5% (-5%) |
| Anchorage | 1,174 | 1,242 | 1,113 | 1,180 | +6% |
| Fairbanks | 579 | 442 | 310 | 256 | -17% |
| Juneau | 96 | 52 | 39 | 69 | -22% |
| Ketchikan | 116 | 90 | 97 | 98 | +1% |
| Rest of State | 1,082 | 1,544 | 1,409 | 1,243 | -12% |

NOTE: The numbers in parentheses represent the number of motor vehicle thefts which were reported by those cities which participated in the UCR program during both 1977 and 1979.

TREND: During 1979, there were 625.2 motor vehicle thefts for every 100,000 Alaskans. This is a decrease of four percent from the 650.0 rate for 1978. Figure 21 indicates a predicted rate of 720.5 for 1980.

MOTOR VEHICLE THEFT 1973-1979

FIGURE 21



NATURE OF MOTOR VEHICLE THEFTS: During 1979, forty-nine percent of the motor vehicles stolen were automobiles, twenty-two percent trucks or buses and twenty-nine percent other motor vehicles such as snowmobiles and motorcycles. The total value of the property stolen was \$5,495,304 with an average loss of \$2,220 per vehicle.

MOTOR VEHICLE THEFT

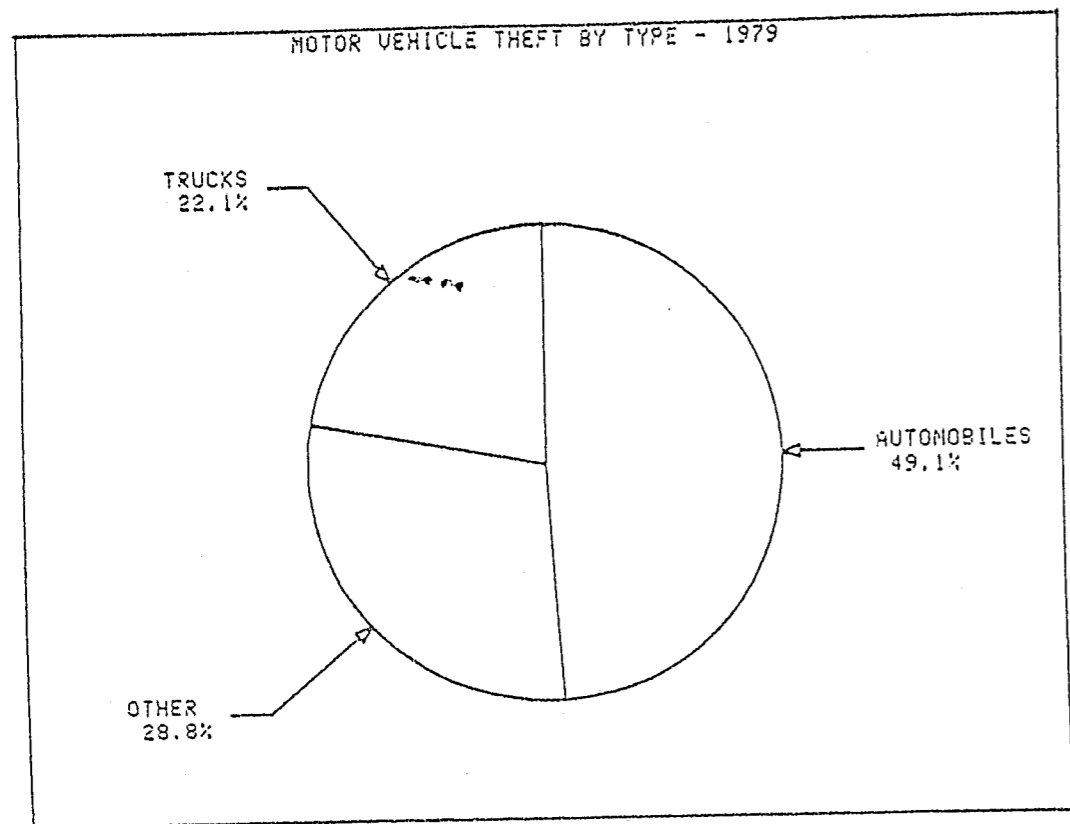
By Type
1979

TABLE 43

| Motor Vehicle | STATE | | ANCHORAGE | | FAIRBANKS | | JUNEAU | | KETCHIKAN | | REST OF STATE | |
|----------------|----------|---------|-----------|---------|-----------|---------|----------|---------|-----------|---------|---------------|---------|
| | Offenses | Percent | Offenses | Percent | Offenses | Percent | Offenses | Percent | Offenses | Percent | Offenses | Percent |
| Automobile | 1214 | 49% | 607 | 58% | 115 | 51% | 34 | 62% | 59 | 80% | 399 | |
| Trucks/Buses | 548 | 22% | 257 | 25% | 63 | 28% | 16 | 29% | 11 | 15% | 201 | |
| Other Vehicles | 713 | 29% | 177 | 17% | 49 | 21% | 5 | 9% | 4 | 5% | 478 | |
| TOTAL | 2475 | 100% | 1047 | 100% | 227 | 100% | 55 | 100% | 74 | 100% | 1078 | 100% |

Figure 22 presents an analysis of the types of motor vehicles stolen.

FIGURE 22



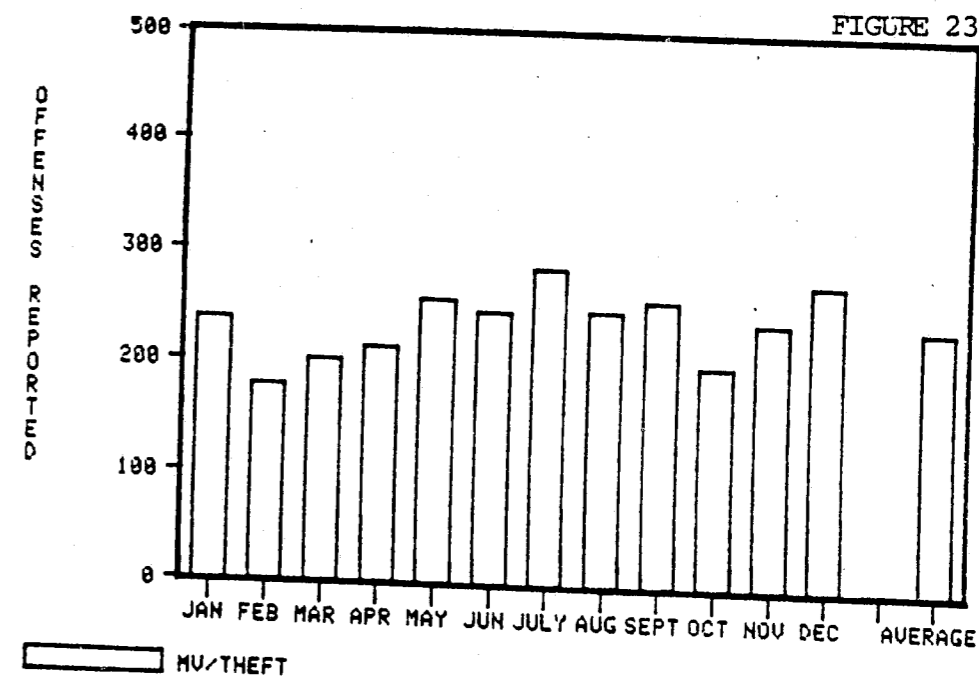
CLEARANCE RATE: In 1979, twenty-one percent of the actual reported motor vehicle thefts were cleared by an arrest. Seven percent were cleared by juvenile arrests.

PERSONS ARRESTED: Of those persons arrested for motor vehicle theft, ninety percent were male and ten percent female. Sixty-two percent were under the age of eighteen, thirty percent between the ages of 18 and 24, and eight percent 25 and older. Sixty-one percent of the persons arrested for motor vehicle theft were white, four percent black, twenty percent Indian, and fifteen percent all other races.

REPORTED OFFENSES: The following figure shows the months in which the motor vehicle thefts were reported.

MOTOR VEHICLE THEFT OFFENSES REPORTED 1979

FIGURE 23



PROPERTY STOLEN AND RECOVERED

Table 44 presents the value of the property which was stolen while Crime Index Offenses were being committed. It also shows the value of the goods which were recovered. Stolen motor vehicles accounted for thirty-eight percent of the total value stolen. This category was followed by miscellaneous goods (29%), jewelry/precious metals (10%), currency/notes (9%) and T.V., radios, cameras (6%).

An analysis of the value of the property recovered shows that stolen motor vehicles had the greatest recovery rate with eight-five percent. This was followed by miscellaneous goods (21%), T.V., radios, cameras (16%), and consumable goods (13%).

Overall, \$14,723,387 worth of goods were stolen. \$6,528,929 of these goods (44%) were recovered.

VALUE OF STOLEN AND RECOVERED PROPERTY

TABLE 44

| TYPE OF PROPERTY | 1978 | | | | 1979 | | | |
|---------------------------|-------------------|----------------|------------------|-------------------|-------------------|----------------|------------------|-------------------|
| | STOLEN | PERCENT STOLEN | RECOVERED | PERCENT RECOVERED | STOLEN | PERCENT STOLEN | RECOVERED | PERCENT RECOVERED |
| Currency/Notes, etc. | 1,161,871 | 8% | 105,934 | 9% | 1,313,070 | 9% | 277,761 | 21% |
| Jewelry/Precious Metals | 2,115,536 | 14% | 1,047,000 | 49% | 1,425,882 | 10% | 156,789 | 11% |
| Clothing/Furs | 226,185 | 1% | 37,104 | 16% | 255,584 | 2% | 27,310 | 11% |
| Stolen Motor Vehicles | 6,168,435 | 41% | 4,826,619 | 78% | 5,522,908 | 38% | 4,695,980 | 85% |
| Office Equipment | 86,917 | 1% | 10,955 | 13% | 76,844 | * | 9,131 | 12% |
| TV, Radios, Cameras, etc. | 1,031,007 | 7% | 115,599 | 11% | 943,849 | 6% | 155,408 | 16% |
| Firearms | 323,186 | 2% | 53,531 | 17% | 371,005 | 3% | 85,795 | 23% |
| Household Goods | 219,931 | 1% | 15,671 | 7% | 224,440 | 2% | 15,953 | 7% |
| Consumable Goods | 117,551 | 1% | 21,635 | 18% | 149,915 | 1% | 20,250 | 13% |
| Livestock | 10,375 | * | 3,450 | 33% | 105,114 | * | 485 | * |
| Miscellaneous | 3,564,528 | 24% | 751,958 | 21% | 4,334,696 | 29% | 1,084,117 | 25% |
| TOTALS | 15,025,723 | 100% | 5,389,456 | 100% | 14,723,387 | 100% | 6,528,929 | 44% |

PART II CRIMES

During 1979, the Alaska State Troopers and the Juneau and Ketchikan Police Departments collected and submitted data about reported Part II crime.

Table 45 presents an analysis of the Part I and Part II crimes reported to the State Troopers from 1976 through 1979. During 1979, Part II crimes accounted for 47% of the reported crimes.

Those crimes which account for the majority of the Part II crimes are Driving While Intoxicated (14%), Vandalism (8%), Other Assaults (5%), and Other Offenses (5%).

The offenses in 1979 which increased their proportionate share of the number of crimes from 1978 were Driving While Intoxicated (+3%), Liquor Laws (+1%), and Embezzlement/Fraud (+1%). Proportionate decreases occurred with Other Offenses (-2%) and Vandalism (-1%).

ALASKA STATE TROOPERS

Reported Part I and Part II Offenses

1976 - 1979

Table 45

| OFFENSE | 1976 | | 1977 | | 1978 | | 1979 | |
|---------------------------------------|---------------|-------------|---------------|-------------|---------------|-------------|--------------|-------------|
| | Offenses | Percent | Offenses | Percent | Offenses | Percent | Offenses | Percent |
| Total Part I Offenses | 7,087 | 54% | 7,480 | 55% | 6,581 | 56% | 5,064 | 53% |
| Part II Offenses | | | | | | | | |
| Negligent Homicide | 97 | 1% | 87 | 1% | 2 | * | 1 | * |
| Other Assaults | 686 | 5% | 668 | 5% | 589 | 5% | 511 | 5% |
| Forgery and Counterfeiting | 63 | * | 142 | 1% | 78 | 1% | 64 | 1% |
| Embezzlement & Fraud | 249 | 2% | 225 | 2% | 231 | 2% | 251 | 3% |
| Stolen Property | 49 | * | 64 | * | 56 | * | 43 | 1% |
| Weapons | 245 | 2% | 216 | 2% | 195 | 2% | 153 | 2% |
| Prostitution & Vice | 11 | * | 8 | * | 3 | * | - | - |
| Sex Offenses | 125 | 1% | 132 | 1% | 158 | 1% | 123 | 1% |
| Offenses Against Family | 43 | * | 37 | * | 36 | * | 40 | * |
| Narcotic Drug | 344 | 3% | 322 | 2% | 313 | 3% | 250 | 3% |
| Liquor Laws | 149 | 1% | 138 | 1% | 140 | 1% | 217 | 2% |
| Drunkenness | 0 | | 0 | | 1 | * | 1 | * |
| Disorderly Conduct | 144 | 1% | 106 | 1% | 112 | 1% | 88 | 1% |
| Vagrancy | 0 | | 2 | * | 3 | * | 2 | * |
| Gambling | 6 | * | 3 | * | 2 | * | 2 | * |
| Driving While Intoxicated | 1,403 | 11% | 1,629 | 12% | 1,275 | 11% | 1,303 | 14% |
| Vandalism | 1,101 | 8% | 1,196 | 9% | 1,071 | 9% | 792 | 8% |
| Arson | 69 | 1% | 81 | 1% | 61 | 1% | 68 | 1% |
| Other Offenses | 1,184 | 9% | 1,021 | 7% | 842 | 7% | 512 | 5% |
| TOTAL PART II OFFENSES | 5,968 | 46% | 6,077 | 45% | 5,167 | 44% | 4,421 | 47% |
| TOTAL PART I & II OFFENSES | 13,055 | 100% | 13,557 | 100% | 11,748 | 100% | 9,485 | 100% |

* = Less than 1%

Table 46-A presents the distribution of the offenses reported to the Juneau Police Department. Part II crimes accounted for 74% of the reported offenses in 1979.

During 1979, those offenses which accounted for the largest proportions were Disorderly Conduct (24%), Other Offenses (13%), Vandalism (10%), Liquor Laws (8%), and Other Assaults (7%).

Those offenses which showed percentage decreases included Other Offenses (-4%), Driving While Intoxicated (-1%), and Narcotic Drugs (-1%). Percentage increases of 1% each were shown by Other Assaults, Embezzlement/Fraud, Disorderly Conduct, and Vandalism.

JUNEAU POLICE DEPARTMENT
Reported Part I and Part II Offenses

1976 - 1979

Table 46-A

| OFFENSE | 1976 | | 1977 | | 1978 | | 1979 | |
|----------------------------|----------|---------|----------|---------|----------|---------|----------|---------|
| | Offenses | Percent | Offenses | Percent | Offenses | Percent | Offenses | Percent |
| Total Part I Offenses | 892 | 33% | 623 | 22% | 701 | 25% | 683 | 25% |
| Part II Offenses | | | | | | | | |
| Negligent Homicide | 0 | | 0 | | 3 | * | 0 | |
| Other Assaults | 60 | 2% | 244 | 8% | 174 | 6% | 173 | 7% |
| Forgery and Counterfeiting | 13 | * | 19 | 1% | 11 | * | 16 | 1% |
| Embezzlement & Fraud | 17 | 1% | 40 | 1% | 44 | 2% | 75 | 3% |
| Stolen Property | 9 | * | 8 | * | 10 | * | 2 | * |
| Weapons | 14 | 1% | 25 | 1% | 23 | 1% | 37 | 1% |
| Prostitution & Vice | 6 | * | 0 | | 0 | | 0 | |
| Sex Offenses | 12 | * | 16 | 1% | 15 | 1% | 28 | 1% |
| Offenses Against Family | 22 | 1% | 8 | * | 7 | * | 17 | 1% |
| Narcotic Drug | 107 | 4% | 52 | 2% | 52 | 2% | 31 | 1% |
| Liquor Laws | 277 | 10% | 253 | 9% | 231 | 8% | 201 | 8% |
| Drunkenness | 82 | 3% | 1 | * | 0 | | - | |
| Disorderly Conduct | 450 | 17% | 835 | 29% | 641 | 23% | 631 | 24% |
| Gambling | 0 | | 0 | | 0 | | 0 | |
| Driving While Intoxicated | 161 | 6% | 153 | 5% | 134 | 5% | 106 | 4% |
| Vandalism | 303 | 11% | 260 | 9% | 256 | 9% | 261 | 10% |
| Arson | 6 | * | 3 | * | 2 | * | 6 | * |
| Other Offenses | 258 | 10% | 343 | 12% | 469 | 17% | 324 | 13% |
| TOTAL PART II OFFENSES | 1,797 | 67% | 2,260 | 78% | 2,072 | 75% | 1,908 | 74% |
| TOTAL PART I & II OFFENSES | 2,689 | 100% | 2,883 | 100% | 2,771 | 100% | 2,591 | 100% |

* = Less than 1%

KETCHIKAN POLICE DEPARTMENT

Reported Part I and Part II Offenses

1979

Table 46-B

| OFFENSE | 1979 | |
|---------------------------------|----------|---------|
| | Offenses | Percent |
| Total Part I Offenses | 942 | 28% |
| Total Part II Offenses | | |
| Negligent Homicide | 0 | |
| Other Assaults | 159 | 5% |
| Forgery & Counterfeiting | 9 | * |
| Embezzlement & Fraud | 130 | 4% |
| Stolen Property | 4 | * |
| Weapons | 48 | 1% |
| Prostitution & Vice | 8 | * |
| Sex Offenses | 45 | 1% |
| Off. A/Family | 10 | * |
| Narcotic Drug | 81 | 3% |
| Liquor Laws | 276 | 8% |
| Disorderly Conduct | 502 | 15% |
| Gambling | 1 | * |
| Driving while intoxicated | 92 | 3% |
| Vandalism | 350 | 10% |
| Arson | 9 | * |
| Other Offenses | 733 | 22% |
| Total Part II Offenses | 2,457 | 72% |
| Total Part I & Part II Offenses | 3,399 | 100% |

* LESS THAN 1%

Table 46-B presents the distribution of offenses reported to the Ketchikan Police Department during 1979. Part II crimes accounted for 72% of the reported offenses.

Those offenses which accounted for the largest proportions were Other Offenses (22%), Disorderly Conduct (15%), Vandalism (10%), and Liquor Laws (8%).

CLEARANCE RATES
PART I OFFENSES

During 1979, twenty-two percent of the actual reported Part I crimes were cleared by arrest. An indication of which crimes are cleared more often is shown by Table 47. Murder and aggravated assault categories had clearance rates of 67% and 62% respectively while burglary exhibited only 15%. In sub-category analysis, robbery with a firearm was cleared more often than other robberies while thefts of other vehicles were cleared more often than thefts of autos, trucks, and buses. Under burglary, attempted forcible entry was cleared less often than other types of burglary.

STATE OF ALASKA
Clearance Rates
Part I Offenses

TABLE 47

| | 1979 | | |
|-------------------------------------|-----------------|------------------|-----------------|
| | Actual Offenses | Offenses Cleared | Percent Cleared |
| Murder - Non-negligent Manslaughter | 55 | 37 | 67% |
| Forcible Rape | 293 | 103 | 35% |
| Rape by Force | 216 | 74 | 34% |
| Attempts to Commit Forcible Rape | 77 | 29 | 38% |
| Robbery | 443 | 102 | 23% |
| Firearm | 218 | 68 | 31% |
| Knife or Cutting Instrument | 32 | 7 | 22% |
| Other Dangerous Weapon | 15 | 2 | 13% |
| Strong-arm (hands, fist, feet etc.) | 178 | 25 | 14% |
| Aggravated Assault | 1202 | 751 | 62% |
| Firearm | 344 | 217 | 63% |
| Knife or Cutting Instrument | 224 | 141 | 63% |
| Other Dangerous Weapon | 178 | 102 | 57% |
| Hands, fist, feet, etc. | 456 | 291 | 64% |
| Aggravated Injury | | | |
| Burglary | 5604 | 330 | 15% |
| Forcible Entry | 3591 | 547 | 15% |
| Unlawful Entry - No Force | 1618 | 248 | 15% |
| Attempted Forcible Entry | 395 | 35 | 9% |
| Larceny/Theft | 15003 | 3279 | 22% |
| Motor Vehicle Theft | 2475 | 520 | 21% |
| Autos | 1214 | 210 | 17% |
| Trucks and Buses | 548 | 96 | 18% |
| Other Vehicles | 713 | 214 | 30% |
| Total Part I Offenses | 25075 | 5622 | 22% |

CLEARANCE RATES

PART II OFFENSES

During 1979, the Alaska State Troopers and the Juneau and Ketchikan Police Departments collected the data necessary to compute the clearance rates for Part II offenses.

Table 48 shows that the Troopers made arrests in 68% of the actual Part II crimes which were reported to them. Those offenses with the highest clearance rates were Vagrancy (100%), Negligent Homicide (100%), Driving While Intoxicated (99%), Liquor Laws (95%), and Drunkenness/Disorderly Conduct (95%). Those offenses with the lowest rates were Gambling (0%), Vandalism (21%), and Arson (27%).

ALASKA STATE TROOPERS
CLEARANCE RATES

Part II Offenses

1977 - 1979

Table 48

| OFFENSE | 1977 | | | 1978 | | | 1979 | | |
|----------------------------------|-----------------|----------------------------|-----------------|-----------------|----------------------------|-----------------|-----------------|----------------------------|-----------------|
| | Actual Offenses | Offenses cleared by arrest | Percent Cleared | Actual Offenses | Offenses cleared by arrest | Percent Cleared | Actual Offenses | Offenses cleared by arrest | Percent Cleared |
| Negligent Homicide | 31 | 23 | 74% | 2 | 2 | 100% | 1 | 1 | 100% |
| Other Assaults | 637 | 410 | 64% | 561 | 242 | 43% | 498 | 357 | 72% |
| Forgery and Counterfeiting | 135 | 67 | 50% | 71 | 40 | 56% | 61 | 35 | 57% |
| Embezzlement and Fraud | 199 | 89 | 45% | 211 | 103 | 49% | 220 | 97 | 44% |
| Stolen Property | 62 | 45 | 73% | 54 | 44 | 81% | 43 | 34 | 79% |
| Weapons | 211 | 8 | 4% | 193 | 152 | 79% | 147 | 119 | 81% |
| Prostitution and Vice | 8 | 152 | 72% | 3 | 2 | 67% | - | - | - |
| Sex Offenders | 129 | 7 | 88% | 153 | 78 | 51% | 122 | 56 | 46% |
| Offenses Against Family | 33 | 58 | 45% | 32 | 14 | 44% | 37 | 19 | 51% |
| Narcotic Drug Violation | 315 | 16 | 48% | 304 | 265 | 87% | 241 | 214 | 89% |
| Liquor Laws | 137 | 119 | 87% | 138 | 120 | 87% | 217 | 207 | 95% |
| Drunkenness & Disorderly Conduct | 106 | 94 | 89% | 113 | 108 | 96% | 89 | 85 | 95% |
| Vagrancy | 2 | 2 | 100% | 3 | 3 | 100% | 2 | 2 | 100% |
| Gambling | 3 | 1 | 33% | 1 | 1 | 100% | 2 | 0 | 0% |
| Driving While Intoxicated | 1,627 | 1,612 | 99% | 1,274 | 1,268 | 99% | 1,303 | 1,302 | 99% |
| Vandalism | 1,180 | 185 | 16% | 1,058 | 184 | 17% | 783 | 167 | 21% |
| Arson | 79 | 20 | 25% | 61 | 13 | 21% | 67 | 18 | 27% |
| Other Offenses | 988 | 384 | 39% | 818 | 350 | 43% | 497 | 238 | 48% |
| TOTAL PART II OFFENSES | 5,882 | 3,551 | 60% | 5,050 | 2,989 | 72% | 4,330 | 2,951 | 68% |

Table 49-A shows that the 1979 Part II clearance rate for the Juneau Police Department was 29%. The highest clearance rates were for Driving While Intoxicated (100%), Liquor Laws (66%), and Narcotic Drug Violations (61%). The lowest rates were for Offenses Against Family (0%), Stolen Property (0%), Disorderly Conduct (8%), and Arson (17%).

Juneau Police Department
Clearance Rates
Part II Offenses

1978 - 1979

Table 49-A

| Offense | 1978 | | | 1979 | | |
|-------------------------------|----------------|----------------------------|---------------------------|----------------|----------------------------|---------------------------|
| | Actual Offense | Offenses Cleared by Arrest | Percent Cleared by Arrest | Actual Offense | Offenses Cleared by Arrest | Percent Cleared by Arrest |
| Negligent Homicide | 3 | 2 | 67% | 0 | 0 | - |
| Other Assaults | 165 | 44 | 27% | 171 | 51 | 30% |
| Forgery & Counterfeiting | 9 | 4 | 44% | 14 | 5 | 36% |
| Embezzlement & Fraud | 44 | 19 | 43% | 75 | 20 | 27% |
| Stolen Property | 10 | 10 | 100% | 1 | 0 | 0% |
| Weapons | 21 | 5 | 24% | 36 | 8 | 22% |
| Prostitution & Vice | 0 | 0 | 0% | 0 | 0 | 0% |
| Sex Offenses | 15 | 4 | 27% | 27 | 3 | 11% |
| Offenses Against Family | 6 | 0 | 0% | 17 | 0 | 0% |
| Narcotic Drug Violations | 52 | 52 | 100% | 31 | 19 | 61% |
| Liquor Laws | 228 | 206 | 90% | 197 | 130 | 66% |
| Disorderly Conduct | 626 | 45 | 7% | 617 | 48 | 8% |
| Gambling | 0 | 0 | 0% | 0 | 0 | 0% |
| Driving While Intoxicated | 132 | 128 | 97% | 106 | 106 | 100% |
| Vandalism | 250 | 34 | 14% | 256 | 50 | 20% |
| Arson | 2 | 0 | 0% | 5 | 1 | 17% |
| Other Offenses | 458 | 190 | 41% | 315 | 100 | 32% |
| Total Part II Offenses | 2,021 | 743 | 37% | 1,869 | 541 | 29% |

APPREHENSION

During 1979, a total of 18,698 arrests were made by Alaska's law enforcement agencies. The following table shows which offenses accounted for the majority of the statewide arrests.

STATE OF ALASKA
RANKING BY NUMBER OF ARRESTS

1979

Table 50

| CRIME | No. of Arrests | Percent of total Arrests |
|-------------------------------|----------------|--------------------------|
| Driving under the Influence | 3,006 | 16% |
| All Other Offenses | 2,866 | 15% |
| Larceny-Theft | 2,585 | 14% |
| Liquor Laws | 2,429 | 13% |
| Disorderly Conduct | 1,134 | 6% |
| Other Assaults | 987 | 5% |
| Burglary-Breaking or Entering | 923 | 5% |
| Drug Abuse Violations | 740 | 4% |

Table 49-B shows that the 1979 Part II clearance rate for the Ketchikan Police Department was 29%. The highest clearance rates were for Stolen Property (100%), Driving While Intoxicated (97%), and Liquor Laws (63%). The lowest rates were for Offenses Against Family (0%), Gambling (0%), Vandalism (11%), and Forgery and Counterfeiting (11%).

Ketchikan Police Department

Clearance Rates

1979

Table 49-B

| Offense | Actual Offenses | Offenses Cleared by Arrest | Percent Cleared by Arrest |
|-------------------------------|-----------------|----------------------------|---------------------------|
| Negligent Homicide | 0 | 0 | 0% |
| Other Assaults | 158 | 62 | 39% |
| Forgery & Counterfeiting | 9 | 1 | 11% |
| Embezzlement & Fraud | 128 | 26 | 20% |
| Stolen Property | 4 | 4 | 100% |
| Weapons | 46 | 19 | 41% |
| Prostitution & Vice | 3 | 3 | 37% |
| Sex Offenses | 43 | 3 | 19% |
| Offenses Against Family | 9 | 0 | 0% |
| Narcotic Drug Violations | 78 | 30 | 38% |
| Liquor Laws | 263 | 169 | 63% |
| Disorderly Conduct | 491 | 127 | 26% |
| Gambling | 1 | 0 | 0% |
| Driving While Intoxicated | 91 | 88 | 97% |
| Vandalism | 139 | 36 | 11% |
| Arson | 7 | 2 | 29% |
| Other Offenses | 725 | 125 | 17% |
| Total Part II Offenses | 2,104 | 700 | 29% |

Tables 51 through 54 present the arrest distributions for each of the major cities in Alaska. The ordering of the crime varies from city to city.

ANCHORAGE POLICE DEPARTMENT

1979 ARRESTS

Table 51

| CRIME | NUMBER OF ARRESTS | PERCENT OF TOTAL ARRESTS |
|-----------------------------|-------------------|--------------------------|
| Larceny - Theft | 1240 | 27% |
| Driving Under the Influence | 527 | 11% |
| Disorderly Conduct | 482 | 10% |
| All Other Offenses | 407 | 9% |
| Other Assaults | 306 | 7% |
| Drug Abuse Violations | 262 | 6% |

FAIRBANKS POLICE DEPARTMENT

1979 ARRESTS

Table 52

| CRIME | NUMBER OF ARRESTS | PERCENT OF TOTAL ARRESTS |
|-----------------------------|-------------------|--------------------------|
| Larceny - Theft | 512 | 30% |
| Driving Under the Influence | 259 | 15% |
| All Other Offenses | 240 | 14% |
| Liquor Laws | 178 | 11% |
| Disorderly Conduct | 105 | 6% |
| Other Assaults | 93 | 6% |

JUNEAU POLICE DEPARTMENT

1979 ARRESTS

Table 53

| CRIME | NUMBER OF ARRESTS | PERCENT OF TOTAL ARRESTS |
|-------------------------|-------------------|--------------------------|
| Liquor Laws | 176 | 24% |
| Driving Under Influence | 94 | 13% |
| All Other Offenses | 78 | 11% |
| Larceny - Theft | 69 | 10% |
| Disorderly | 50 | 7% |
| Other Assaults | 50 | 7% |

KETCHIKAN POLICE DEPARTMENT

1979 ARRESTS

Table 54

| CRIME | NUMBER OF ARRESTS | PERCENT OF TOTAL ARRESTS |
|-----------------------------|-------------------|--------------------------|
| Disorderly Conduct | 146 | 18% |
| Liquor Laws | 135 | 17% |
| Larceny - Theft | 86 | 11% |
| Driving Under the Influence | 84 | 10% |
| Other | 60 | 7% |
| Aggravated Assault | 40 | 5% |

Of the 18,698 arrests made during 1979, 3,197 (17%) involved females and 15,504 (83%) males. The following tables present the distribution of arrests for each sex.

STATE OF ALASKA

RANKING OF FEMALE ARRESTS

1979

Table 55

| Crime | No. of Arrests | Percent of Female Arrests |
|-----------------------------|----------------|---------------------------|
| Larceny-Theft | 708 | 22% |
| Liquor Laws | 462 | 14% |
| Driving Under the Influence | 407 | 13% |
| All Other Offences | 317 | 10% |
| Disorderly Conduct | 226 | 7% |

STATE OF ALASKA

Ranking of Male Arrests

1979

Table 56

| Crime | No. of Arrests | Percent of Male Arrests |
|-----------------------------|----------------|-------------------------|
| Driving Under the Influence | 2,599 | 17% |
| All Other Offenses | 2,549 | 16% |
| Liquor Laws | 1,967 | 13% |
| Larceny-Theft | 1,877 | 12% |
| Disorderly Conduct | 908 | 6% |
| Buglary | 865 | 5% |
| Other Assaults | 858 | 5% |

Tables 57 through 59 present the distribution of arrests for each of the major age groupings. The "Under 18" age group accounts for 5,697 (31%), the "18-24" age group for 5,664 (30%), and the "25 and Over" age group for 7,337 (39%).

STATE OF ALASKA
RANKING OF "UNDER 18" ARRESTS

1979

| CRIME | No. of Arrests | Percent of "Under 18" Arrests |
|--------------------|----------------|-------------------------------|
| Larceny-Theft | 1,596 | 28% |
| Liquor Laws | 950 | 17% |
| Burglary | 344 | 10% |
| Curfew & Loitering | 458 | 8% |
| Drug Abuse | 438 | 8% |
| All Other Offenses | 379 | 7% |

STATE OF ALASKA
RANKING OF "18 to 24" ARRESTS

1979

| Crime | No. of Arrests | Percent of "18 to 24" Arrests |
|-------------------------|----------------|-------------------------------|
| All Other Offenses | 1,221 | 22% |
| Driving Under Influence | 869 | 15% |
| Liquor Laws | 686 | 12% |
| Larceny-Theft | 490 | 9% |
| Disorderly Conduct | 485 | 9% |

STATE OF ALASKA
RANKING OF "25 AND OVER" ARRESTS

1979

| Crime | No. of Arrests | Percent of "25 and Over" Arrests |
|-----------------------------|----------------|----------------------------------|
| Driving Under the Influence | 2,053 | 28% |
| All Other Offenses | 1,246 | 17% |
| Liquor Laws | 793 | 11% |
| Other Assaults | 536 | 7% |
| Disorderly Conduct | 527 | 7% |
| Larceny-Theft | 499 | 7% |

Tables 60 through 63 present analyses of the persons arrested by race. Overall, whites accounted for 11,251 (60%) of the arrests, blacks for 730 (4%), natives for 3,779 (20%), and all other races for 2,938 (16%).

STATE OF ALASKA
RANKING OF ARRESTS BY RACE

White - 1979

| Crime | No. of Arrests | Percent of White Arrests |
|-----------------------------|----------------|--------------------------|
| Driving Under the Influence | 2,421 | 22% |
| All Other Offenses | 1,969 | 18% |
| Larceny-Theft | 1,767 | 16% |
| Liquor Laws | 855 | 8% |
| Burglary | 590 | 5% |
| Drug Abuse | 588 | 5% |
| Disorderly Conduct | 576 | 5% |
| Other Assaults | 511 | 4% |

Black - 1979

| Crime | No. of Arrests | Percent of Black Arrests |
|-------------------------|----------------|--------------------------|
| Larceny-Theft | 137 | 19% |
| All Other Offenses | 132 | 18% |
| Driving Under Influence | 73 | 10% |
| Other Assaults | 70 | 10% |
| Disorderly Conduct | 47 | 6% |
| Drug Abuse | 38 | 5% |

Indian - 1979

| Crime | No. of Arrests | Percent of Indian Arrests |
|-------------------------|----------------|---------------------------|
| Liquor Laws | 544 | 14% |
| Larceny-Theft | 513 | 14% |
| All Other Offenses | 480 | 13% |
| Disorderly Conduct | 391 | 10% |
| Driving Under Influence | 335 | 9% |
| Other Assaults | 255 | 7% |

STATE OF ALASKA

RANKING OF ARRESTS BY RACE

Other - 1979

Table 63

| Crime | No. of Arrests | Percent of Other Arrests |
|-----------------------------|----------------|--------------------------|
| Liquor Laws | 1,021 | 35% |
| Drunkness | 323 | 11% |
| All Other Offenses | 285 | 10% |
| Driving Under the Influence | 177 | 6% |
| Larceny-Theft | 168 | 6% |
| Other Assaults | 151 | 5% |
| Larceny-Theft | 129 | 4% |
| Burglary | 129 | 4% |

Tables 64 through 70 present detailed breakdowns of the arrests made in Alaska during 1979.

| Table | Jurisdiction | Breakdown |
|-------|------------------------|------------------|
| 64 | Statewide | Offense and Age |
| 65 | Statewide | Offense and Race |
| 66 | Statewide | Offense and Sex |
| 67 | Anchorage Police Dept. | Offense and Age |
| 68 | Fairbanks Police Dept. | Offense and Age |
| 69 | Juneau Police Dept. | Offense and Age |
| 70 | Ketchikan Police Dept. | Offense and Age |

TABLE 64

STATE OF ALASKA - ARRESTS BY AGE - 1979

| OFFENSE | Under 18 | 18 to 24 | 25 & Over | Row Total |
|------------------------|---------------------|------------------|------------------|----------------------|
| MURDER | 3 11% * | 9 32% * | 16 57% * | 28 100% * |
| NEGLIGENT MANSLAUGHTER | | 5 71% * | 2 29% * | 7 100% * |
| FORCIBLE RAPE | 13 16% * | 29 34% 1% | 41 50% 1% | 82 100% 1% |
| ROBBERY | 32 25% 1% | 57 45% 1% | 39 30% 1% | 128 100% 1% |
| AGGRAVATED ASSAULT | 46 11% 1% | 149 36% 3% | 222 53% 3% | 417 100% 2% |
| BURGLARY | 544 59% 10% | 277 30% 5% | 102 11% 2% | 923 100% 5% |
| LARCENY/THEFT | 1,596 62% 28% | 490 19% 7% | 499 19% 7% | 2,585 100% 14% |
| MOTOR VEHICLE THEFT | 230 62% 4% | 113 30% 2% | 31 8% * | 374 100% 2% |
| OTHER ASSAULTS | 118 12% 2% | 333 34% 6% | 536 54% 7% | 987 100% 5% |
| ARSON | 36 6% 1% | 8 15.5% * | 8 15.5% * | 52 100% * |
| FORGERY & COUNTERFEIT | 12 26% * | 19 41% * | 15 33% * | 46 100% * |
| FRAUD | 59 15% 1% | 98 26% 2% | 224 59% 3% | 381 100% 2% |
| INDEBTMENT | 6 17% * | 17 47% * | 13 36% * | 36 100% * |
| STOLEN PROPERTY | 39 36% 1% | 51 47% 1% | 18 17% * | 108 100% 1% |
| VANDALISM | 272 46% 5% | 165 29% 3% | 149 26% 2% | 586 100% 3% |
| WEAPONS | 67 19% 1% | 114 32% 2% | 178 49% 2% | 359 100% 2% |

STATE OF ALASKA - ARRESTS BY AGE - 1979

| OFFENSE | Under 18 | 18 to 24 | 25 & Over | Row Total |
|-----------------------------|---|----------------------|----------------------|------------------------|
| PROSTITUTION | 9 16% * | 34 62% 1% | 12 22% * | 55 100% * |
| SEX OFFENSES | 13 8% * | 43 27% 1% | 106 65% 2% | 162 100% 2% |
| DRUG ABUSE | 438 59% 8% | 181 25% 3% | 121 16% 2% | 740 100% 4% |
| GAMBLING | | 2 67% * | 1 33% * | 3 100% * |
| OFFENSES AGAINST FAMILY | 2 6% * | 24 73% * | 7 21% * | 33 100% * |
| DRIVING UNDER THE INFLUENCE | 84 3% 2% | 869 29% 16% | 2,053 68% 28% | 3,006 100% 16% |
| LIQUOR LAWS | 950 39% 17% | 686 28% 12% | 793 33% 11% | 2,429 100% 13% |
| DRUNKENNESS | 44 7% 1% | 186 32% 3% | 355 61% 5% | 585 100% 3% |
| DISORDERLY CONDUCT | 122 11% 2% | 485 43% 9% | 527 46% 7% | 1,134 100% 6% |
| VAGRANCY | | | 3 100% * | 3 100% * |
| ALL OTHER OFFENSES | 379 13% 7% | 1,221 43% 22% | 1,266 44% 17% | 2,866 100% 15% |
| SUSPICION | 4 100% * | | | 4 100% * |
| CURFEW AND LOTTERING | 458 100% 8% | | | 458 100% 3% |
| RUNAWAYS | 121 100% 2% | | | 121 100% 1% |
| PART I | COUNT - 2,464 ROW % - 54% COLUMN % - 43% | 1,128 25% 20% | 952 21% 13% | 4,544 100% 24% |
| PART II | COUNT - 3,233 ROW % - 23% COLUMN % - 57% | 4,536 32% 80% | 5,385 45% 97% | 14,154 100% 76% |
| TOTAL | COUNT - 5,697 ROW % - 31% COLUMN % - 100% | 5,664 30% 100% | 7,337 39% 100% | 18,698 100% 100% |

STATE OF ALASKA - ARRESTS BY RACE - 1979

| OFFENSE | WHITE | BLACK | INDIAN | OTHER | ROW TOTAL |
|--|--------------|-----------|------------|------------|---------------|
| MURDER Count - Row # - Column # - | 15 54% | 1 3% | 5 18% | 7 25% | 28 100% |
| NEGLIGENT MANSLAUGHTER | 6 86% | | 1 14% | | 7 100% |
| FORCIBLE RAPE | 32 39% | 7 8% | 22 27% | 21 26% | 82 100% |
| ROBBERY | 76 60% | 32 25% | 13 10% | 7 5% | 128 100% |
| AGGRAVATED ASSAULT | 185 44% | 25 6% | 78 19% | 129 31% | 417 100% |
| BURGLARY | 590 64% | 31 3% | 173 19% | 129 14% | 923 100% |
| LARCENY/THEFT | 1,767 68% | 137 5% | 513 20% | 168 7% | 2,585 100% |
| MOTOR VEHICLE THEFT | 229 61% | 15 4% | 74 20% | 56 15% | 374 100% |
| OTHER ASSAULTS | 511 52% | 70 7% | 255 26% | 151 15% | 987 100% |
| ARSON | 39 75% | | 3 6% | 10 19% | 52 100% |
| FORGERY & COUNTERFEIT | 25 54% | 8 17% | 9 20% | 4 9% | 46 100% |
| FRAUD | 192 50% | 26 7% | 146 38% | 17 5% | 381 100% |
| EMBEZZLEMENT | 28 78% | 4 11% | 1 3% | 3 8% | 36 100% |
| STOLEN PROPERTY | 80 74% | 5 5% | 13 12% | 10 9% | 108 100% |
| VANDALISM | 344 59% | 24 4% | 150 25% | 68 12% | 586 100% |
| WEAPONS | 215 60% | 21 6% | 55 15% | 68 19% | 359 100% |

TABLE 65

STATE OF ALASKA - ARRESTS BY RACE - 1979

| OFFENSE | WHITE | BLACK | INDIAN | OTHER | ROW TOTAL |
|--|---------------|-----------|--------------|--------------|----------------|
| PROSTITUTION Count - Row # - Column # - | 30 55% | 20 36% | 4 7% | 1 2% | 55 100% |
| SEX OFFENSES | 71 44% | 3 2% | 68 42% | 20 12% | 162 100% |
| DRUG ABUSE | 588 80% | 38 5% | 70 9% | 44 6% | 740 100% |
| GAMBLING | 3 100% | | | | 3 100% |
| OFFENSES AGAINST FAMILY | 19 58% | | 8 24% | 6 18% | 33 100% |
| DRIVING UNDER THE INFLUENCE | 2,421 81% | 73 2% | 335 11% | 177 6% | 3,006 100% |
| LIQUOR LAWS | 855 35% | 9 4% | 544 23% | 1,021 42% | 2,429 100% |
| DRUNKENNESS | 77 13% | 2 4% | 183 32% | 323 55% | 585 100% |
| DISORDERLY CONDUCT | 576 51% | 47 4% | 391 34% | 120 11% | 1,134 100% |
| VAGRANCY | 2 67% | | | 1 33% | 3 100% |
| ALL OTHER OFFENSES | 1,969 69% | 132 4% | 480 17% | 285 10% | 2,866 100% |
| SUSPICION | 2 50% | | | 2 50% | 4 100% |
| CURFEW AND LOITERING | 226 49% | | 152 33% | 80 18% | 458 100% |
| RUNAWAYS | 78 65% | | 33 27% | 10 8% | 121 100% |
| PART I COUNT - ROW # - COLUMN # - | 2,900 64% | 248 6% | 879 19% | 517 11% | 4,544 100% |
| PART II COUNT - ROW # - COLUMN # - | 8,351 59% | 482 3% | 2,900 21% | 2,421 17% | 14,154 100% |
| TOTAL COUNT - ROW # - COLUMN # - | 11,251 60% | 730 4% | 3,779 20% | 2,938 16% | 18,698 100% |

TABLE 66

STATE OF ALASKA - ARREST BY SEX - 1979

| OFFENSE | FEMALE | MALE | ROW TOTAL |
|--|------------|--------------|---------------|
| MURDER Count - Row # - Column # - | 2 7% | 26 93% | 28 100% |
| NEGLIGENT MANSLAUGHTER | 1 14% | 6 86% | 7 100% |
| FORCIBLE RAPE | | 82 100% | 82 100% |
| ROBBERY | 10 8% | 118 92% | 128 100% |
| AGGRAVATED ASSAULT | 44 11% | 373 89% | 417 100% |
| BURGLARY | 53 6% | 865 94% | 923 100% |
| LARCENY/THEFT | 708 27% | 1,877 73% | 2,585 100% |
| MOTOR VEHICLE THEFT | 33 9% | 341 91% | 374 100% |
| OTHER ASSAULTS | 129 13% | 858 87% | 987 100% |
| ARSON | 1 20% | 51 98% | 52 100% |
| FORGERY & COUNTERFEIT | 9 20% | 37 80% | 46 100% |
| FRAUD | 110 29% | 271 71% | 381 100% |
| EMBEZZLEMENT | 9 25% | 27 75% | 36 100% |
| STOLEN PROPERTY | 8 7% | 100 93% | 108 100% |
| VANDALISM | 59 10% | 527 90% | 586 100% |
| WEAPONS | 34 9% | 325 91% | 359 100% |

STATE OF ALASKA - ARRESTS BY SEX - 1979

| OFFENSE | FEMALE | MALE | ROW TOTAL |
|--|--------------|---------------|----------------|
| PROSTITUTION Count - Row # - Column # - | 45 82% | 10 18% | 55 100% |
| SEX OFFENSES | 21 13% | 141 87% | 162 100% |
| DRUG ABUSE | 120 16% | 620 84% | 740 100% |
| GAMBLING | 1 33% | 2 67% | 3 100% |
| OFFENSES AGAINST FAMILY | 4 12% | 29 88% | 33 100% |
| DRIVING UNDER THE INFLUENCE | 407 14% | 2,599 86% | 3,006 100% |
| LIQUOR LAWS | 462 19% | 1,967 81% | 2,429 100% |
| DRUNKENNESS | 132 23% | 453 77% | 585 100% |
| DISORDERLY CONDUCT | 226 20% | 908 80% | 1,134 100% |
| VAGRANCY | | 3 100% | 3 100% |
| ALL OTHER OFFENSES | 317 11% | 2,549 89% | 2,866 100% |
| SUSPICION | | 4 100% | 4 100% |
| CURFEW AND LOITERING | 164 36% | 294 64% | 458 100% |
| RUNAWAYS | 83 69% | 38 31% | 121 100% |
| PART I COUNT - ROW # - COLUMN # - | 856 19% | 3,688 81% | 4,544 100% |
| PART II COUNT - ROW # - COLUMN # - | 2,341 17% | 11,813 83% | 14,154 100% |
| TOTAL COUNT - ROW # - COLUMN # - | 3,197 17% | 15,501 83% | 18,698 100% |

TABLE 67

ANCHORAGE POLICE DEPARTMENT - ARRESTS BY AGE - 1979

| OFFENSE | Under 18 | 18 to 24 | 25 & Over | Row Total |
|--|------------|------------|------------|---------------|
| MURDER Count - Row % - Column % - | | 2 25% | 6 75% | 8 100% |
| NEGLIGENT MANSLAUGHTER | | 1 100% | | 1 100% |
| FORCIBLE RAPE | | 5 31% | 11 69% | 16 100% |
| ROBBERY | 23 27% | 41 49% | 20 24% | 84 100% |
| AGGRAVATED ASSAULT | 9 13% | 20 29% | 40 58% | 69 100% |
| BUNGLARY | 152 65% | 59 25% | 24 10% | 235 100% |
| LOITERING/THEFT | 895 72% | 163 13% | 102 8% | 1,240 100% |
| OTHER VEHICLE THEFT | 63 62% | 29 29% | 10 10% | 102 100% |
| OTHER ASSAULTS | 34 11% | 93 30% | 179 59% | 306 100% |
| WANDER | 23 79% | 4 14% | 2 7% | 29 100% |
| FORGERY & COUNTERFEIT | 7 42% | 5 29% | 5 29% | 17 100% |
| FRAUD | 41 24% | 35 20% | 95 56% | 171 100% |
| INDEMNIFICATION | 3 25% | 7 58% | 2 17% | 12 100% |
| SMUGGLING | 6 40% | 7 47% | 2 13% | 15 100% |
| WARRANT | 85 49% | 49 28% | 40 23% | 174 100% |
| WARRANTS | 24 29% | 26 32% | 32 34% | 82 100% |

ANCHORAGE POLICE DEPARTMENT - ARRESTS BY AGE - 1979

| OFFENSE | Under 18 | 18 to 24 | 25 & Over | Row Total |
|--|--------------|--------------|--------------|---------------|
| PROSTITUTION Count - Row % - Column % - | 9 18% | 30 61% | 10 21% | 49 100% |
| SEX OFFENSES | 2 15% | | 11 85% | 13 100% |
| DRUG ABUSE | 199 76% | 40 15% | 23 9% | 262 100% |
| GAMBLING | | | 1 100% | 1 100% |
| OFFENSES AGAINST FAMILY | | 2 40% | 3 60% | 5 100% |
| DRIVING UNDER THE INFLUENCE | 14 3% | 174 33% | 339 64% | 527 100% |
| LIQUOR LAWS | 84 89% | 6 6% | 5 5% | 95 100% |
| DRUNKENNESS | 5 3% | 49 29% | 117 68% | 171 100% |
| DISORDERLY CONDUCT | 72 15% | 182 38% | 229 47% | 483 100% |
| VAGRANCY | | | | |
| ALL OTHER OFFENSES | 148 37% | 91 22% | 168 41% | 407 99% |
| SUSPICION | 2 100% | | | 2 100% |
| CURFEW AND LOITERING | 97 100% | | | 97 100% |
| RUNAWAYS | | | | |
| PART I COUNT - ROW % - COLUMN % - | 1,142 65% | 320 18% | 293 17% | 1,755 100% |
| PART II COUNT - ROW % - COLUMN % - | 855 29% | 800 28% | 1,262 43% | 2,917 100% |
| TOTAL COUNT - ROW % - COLUMN % - | 1,997 43% | 1,120 24% | 1,555 33% | 4,672 100% |

TABLE 66

FAIRBANKS POLICE DEPARTMENT - ARRESTS BY AGE - 1979

| OFFENSE | Under 18 | 18 to 24 | 25 & Over | Row Total |
|--|------------|------------|------------|-------------|
| MURDER Count - Row % - Column % - | | 2 50% | 2 50% | 4 100% |
| NEGLIGENT MANSLAUGHTER | | | | |
| FORCIBLE RAPE | 3 50% | 1 17% | 2 33% | 6 100% |
| ROBBERY | | 1 14% | 6 86% | 7 100% |
| AGGRAVATED ASSAULT | | 6 43% | 8 57% | 14 100% |
| BUNGLARY | 29 43% | 21 31% | 17 26% | 67 100% |
| LOITERING/THEFT | 229 45% | 101 20% | 182 35% | 512 100% |
| OTHER VEHICLE THEFT | 13 59% | 8 36% | 1 5% | 22 100% |
| OTHER ASSAULTS | 11 12% | 27 29% | 55 59% | 93 100% |
| WANDER | 3 75% | | 1 25% | 4 100% |
| FORGERY & COUNTERFEIT | 1 100% | | | 1 100% |
| FRAUD | 3 5% | 20 33% | 37 62% | 60 100% |
| INDEMNIFICATION | 1 17% | 4 66% | 1 17% | 6 100% |
| SMUGGLING | 2 20% | 6 60% | 2 20% | 10 100% |
| WARRANT | 24 41% | 9 16% | 25 43% | 58 100% |
| WARRANTS | 6 16% | 10 27% | 21 57% | 37 100% |

| OFFENSE | Under 18 | 18 to 24 | 25 & Over | Row Total |
|--|------------|------------|------------|---------------|
| PROSTITUTION Count - Row % - Column % - | | | | |
| SEX OFFENSES | 1 1% | 21 23% | 69 76% | 91 100% |
| DRUG ABUSE | 14 61% | 5 22% | 4 17% | 23 100% |
| GAMBLING | | 2 100% | | 2 100% |
| OFFENSES AGAINST FAMILY | | | | |
| DRIVING UNDER THE INFLUENCE | 4 2% | 73 29% | 182 70% | 259 100% |
| LIQUOR LAWS | 63 30% | 58 28% | 87 42% | 208 100% |
| DRUNKENNESS | | | | |
| DISORDERLY CONDUCT | 5 5% | 40 38% | 60 57% | 105 100% |
| VAGRANCY | | | | |
| ALL OTHER OFFENSES | 15 6% | 103 43% | 122 51% | 240 100% |
| SUSPICION | | | | |
| CURFEW AND LOITERING | | | | |
| RUNAWAYS | 18 100% | | | 18 100% |
| PART I COUNT - ROW % - COLUMN % - | 274 43% | 140 22% | 218 35% | 632 100% |
| PART II COUNT - ROW % - COLUMN % - | 171 14% | 378 31% | 666 55% | 1,215 100% |
| TOTAL COUNT - ROW % - COLUMN % - | 445 24% | 518 28% | 884 48% | 1,847 100% |

TABLE 69

JUNEAU POLICE DEPARTMENT - ARRESTS BY AGE - 1979

| OFFENSE | Under 18 | 18 to 24 | 25 & Over | Row Total |
|------------------------|------------------|------------------|------------------|-------------------|
| MURDER | | | | |
| NEGLIGENT MANSLAUGHTER | | | | |
| FORCIBLE RAPE | | | 1 | 100% |
| RYBBERY | | | 1 | 100% |
| AGGRAVATED ASSAULT | 4 18% 2% | 5 23% 2% | 13 59% 6% | 22 100% 3% |
| BURGLARY | 13 57% 5% | 6 26% 3% | 4 17% 2% | 23 100% 3% |
| LARCENY/THEFT | 41 59% 15% | 13 19% 6% | 15 22% 6% | 69 100% 10% |
| MOTOR VEHICLE THEFT | 4 80% 2% | 1 20% * | | 5 100% 1% |
| OTHER ASSAULTS | 4 8% 2% | 23 46% 11% | 46 92% 10% | 50 100% 7% |
| AGGRI | | | 1 | 100% |
| FORGERY & COUNTERFEIT | | 2 40% 1% | 3 60% 1% | 5 100% 1% |
| FRAUD | | 7 44% 3% | 9 56% 4% | 16 100% 2% |
| KNIZZLEMENT | 1 50% * | | 1 50% * | 2 100% * |
| STOLEN PROPERTY | 4 57% 2% | 2 29% 1% | 1 14% * | 7 100% 1% |
| VANDALISM | 20 44% 7% | 17 38% 8% | 8 18% 3% | 45 100% 6% |
| WEAPONS | 5 50% 2% | 4 40% 2% | 1 10% * | 10 100% 1% |

JUNEAU POLICE DEPARTMENT - ARRESTS BY AGE - 1979

| OFFENSE | Under 18 | 18 to 24 | 25 & Over | Row Total |
|-----------------------------|----------------------------------|--------------------|--------------------|--------------------|
| PROSTITUTION | | 2 67% 1% | 1 33% * | 3 100% * |
| SEX OFFENSES | | 4 15% 2% | 7 22% 3% | 12 100% 4% |
| DRUG ABUSE | 17 63% 5% | 4 15% 2% | 6 22% 3% | 27 100% 4% |
| GAMBLING | | | | |
| OFFENSES AGAINST FAMILY | | | | |
| DRIVING UNDER THE INFLUENCE | 6 6% 2% | 24 25% 12% | 67 69% 27% | 97 100% 13% |
| LIQUOR LAWS | 98 56% 36% | 52 29% 25% | 26 15% 11% | 176 100% 24% |
| DRUNKENNESS | | | | |
| DISORDERLY CONDUCT | 4 8% 2% | 23 46% 11% | 23 46% 9% | 50 100% 7% |
| VAGRANCY | | | | |
| ALL OTHER OFFENSES | 10 13% 4% | 24 31% 12% | 44 56% 18% | 78 100% 11% |
| SUSPICION | | | | |
| CURFEW AND LOITERING | 33 100% 12% | | | 33 100% 5% |
| RUNAWAYS | 4 100% 2% | | | 4 100% 1% |
| PART I | COUNT - ROW % - COLUMN % - | 62 52% 23% | 25 21% 12% | 33 27% 13% |
| PART II | COUNT - ROW % - COLUMN % - | 206 34% 77% | 184 31% 88% | 214 35% 87% |
| TOTAL | COUNT - ROW % - COLUMN % - | 268 37% 100% | 209 29% 100% | 247 34% 100% |

TABLE 70

KETCHIKAN POLICE DEPARTMENT - ARRESTS BY AGE - 1979

| OFFENSE | Under 18 | 18 to 24 | 25 & Over | Row Total |
|------------------------|------------------|-----------------|-----------------|-------------------|
| MURDER | | | | |
| NEGLIGENT MANSLAUGHTER | | | | |
| FORCIBLE RAPE | | 2 67% 1% | 1 33% * | 3 100% * |
| RYBBERY | | 1 100% * | | 1 100% * |
| AGGRAVATED ASSAULT | 4 10% 2% | 17 42% 7% | 19 49% 7% | 40 100% 5% |
| BURGLARY | 15 41% 6% | 15 41% 6% | 7 18% 3% | 37 100% 5% |
| LARCENY/THEFT | 60 70% 25% | 17 20% 7% | 9 10% 3% | 86 100% 11% |
| MOTOR VEHICLE THEFT | 5 63% 2% | 2 25% 1% | 1 12% * | 8 100% 1% |
| OTHER ASSAULTS | 2 5% 1% | 12 33% 5% | 23 62% 9% | 37 100% 5% |
| AGGRI | | | | |
| FORGERY & COUNTERFEIT | | | 1 100% * | 1 100% * |
| FRAUD | 2 12% 1% | 5 29% 2% | 10 59% 4% | 17 100% 3% |
| KNIZZLEMENT | | | | |
| STOLEN PROPERTY | | 1 50% * | 1 50% * | 2 100% * |
| VANDALISM | 8 27% 3% | 9 30% 4% | 13 43% 5% | 30 100% 4% |
| WEAPONS | 2 29% 1% | 1 14% * | 4 54% 2% | 7 100% 1% |

KETCHIKAN POLICE DEPARTMENT - ARRESTS BY AGE - 1979

| OFFENSE | Under 18 | 18 to 24 | 25 & Over | Row Total |
|-----------------------------|----------------------------------|--------------------|--------------------|--------------------|
| PROSTITUTION | | 2 67% 1% | 1 33% * | 3 100% * |
| SEX OFFENSES | 1 8% * | 4 33% 1% | 7 59% 3% | 12 100% 2% |
| DRUG ABUSE | 8 35% 3% | 6 26% 2% | 9 39% 3% | 23 100% 3% |
| GAMBLING | | | | |
| OFFENSES AGAINST FAMILY | | | | |
| DRIVING UNDER THE INFLUENCE | 2 2% 1% | 24 29% 9% | 58 69% 22% | 84 100% 11% |
| LIQUOR LAWS | 71 53% 30% | 47 35% 18% | 17 12% 6% | 135 100% 18% |
| DRUNKENNESS | | | | |
| DISORDERLY CONDUCT | 9 6% 4% | 71 49% 28% | 66 45% 25% | 146 100% 19% |
| VAGRANCY | | | | |
| ALL OTHER OFFENSES | 19 32% 8% | 21 35% 8% | 20 33% 8% | 60 100% 8% |
| SUSPICION | | | | |
| CURFEW AND LOITERING | 25 100% 11% | | | 25 100% 3% |
| RUNAWAYS | 5 100% 2% | | | 5 100% 1% |
| PART I | COUNT - ROW % - COLUMN % - | 84 48% 35% | 54 31% 21% | 37 21% 14% |
| PART II | COUNT - ROW % - COLUMN % - | 154 26% 65% | 203 35% 79% | 230 39% 86% |
| TOTAL | COUNT - ROW % - COLUMN % - | 238 31% 100% | 257 34% 100% | 267 35% 100% |

DRUG AND ALCOHOL RELATED ARRESTS

Alcohol and drug-related crimes comprised 49% of the state-wide arrests for 1979. Drug abuse violations accounted for 4% and alcohol-related crimes for 45%.

Table 71 shows that drug abuse arrests have represented approximately the same proportion of total arrests since 1977. Alcohol-related crimes represent approximately 3% more of the total arrests than during 1977. The increases are reflected in the Liquor Laws arrests (4%) and Drunkenness (2%).

DRUG AND ALCOHOL-RELATED ARRESTS

STATEWIDE

1977 - 1979

Table 71

| | 1977 | | 1978 | | 1979 | |
|-------------------------|---------|---------|---------|---------|---------|---------|
| | ARRESTS | PERCENT | ARRESTS | PERCENT | ARRESTS | PERCENT |
| Total Arrests | 20,795 | | 20,809 | | 19,898 | |
| Drug Abuse | 797 | 4% | 884 | 4% | 740 | 4% |
| Driving under Influence | 3,504 | 17% | 3,265 | 16% | 3,006 | 16% |
| Liquor Laws | 1,813 | 9% | 2,102 | 10% | 2,429 | 13% |
| Drunkenness | 187 | 1% | 616 | 3% | 585 | 3% |
| Aggravated Assault | 458 | 2% | 439 | 2% | 417 | 2% |
| Other Assaults | 1,047 | 5% | 1,121 | 5% | 987 | 5% |
| Disorderly Conduct | 1,586 | 8% | 1,576 | 8% | 1,134 | 6% |
| TOTALS | 9,397 | 46% | 10,003 | 48% | 9,298 | 49% |

The following tables show the breakdowns for the Anchorage, Fairbanks, Juneau, and Ketchikan Police Departments.

DRUG AND ALCOHOL-RELATED ARRESTS

ANCHORAGE POLICE DEPARTMENT

1977 - 1979

Table 72

| | 1977 | | 1978 | | 1979 | |
|-------------------------|---------|---------|---------|---------|---------|---------|
| | ARRESTS | PERCENT | ARRESTS | PERCENT | ARRESTS | PERCENT |
| Total Arrests | 5,134 | | 6,631 | | 5,572 | |
| Drug Abuse | 240 | 4% | 367 | 6% | 262 | 6% |
| Driving under Influence | 626 | 12% | 911 | 15% | 527 | 11% |
| Liquor Laws | 132 | 2% | 160 | 3% | 95 | 2% |
| Drunkenness | 151 | 3% | 256 | 4% | 171 | 4% |
| Aggravated Assault | 81 | 2% | 63 | 1% | 69 | 1% |
| Other Assaults | 294 | 5% | 376 | 6% | 306 | 7% |
| Disorderly Conduct | 597 | 11% | 677 | 11% | 432 | 10% |
| TOTALS | 2,121 | 39% | 2,810 | 42% | 1,912 | 41% |

DRUG AND ALCOHOL-RELATED ARRESTS

FAIRBANKS POLICE DEPARTMENT

1977 - 1979

TABLE 73

| | 1977 | | 1978 | | 1979 | |
|-------------------------|---------|---------|---------|---------|---------|---------|
| | ARRESTS | PERCENT | ARRESTS | PERCENT | ARRESTS | PERCENT |
| Total Arrests | 2,824 | | 2,266 | | 1,847 | |
| Drug Abuse | 138 | 5% | 65 | 3% | 23 | 1% |
| Driving under Influence | 167 | 6% | 309 | 13% | 259 | 14% |
| Liquor Laws | 110 | 4% | 261 | 12% | 208 | 11% |
| Drunkenness | -0- | | -0- | | 17 | 1% |
| Aggravated Assault | 31 | 1% | 17 | 1% | 14 | 1% |
| Other Assaults | 120 | 4% | 95 | 4% | 93 | 5% |
| Disorderly Conduct | 221 | 8% | 190 | 8% | 105 | 6% |
| TOTALS | 787 | 28% | 933 | 41% | 702 | 38% |

JUNEAU POLICE DEPARTMENT

1977 - 1979

Table 74

| | 1977 | | 1978 | | 1979 | |
|-------------------------|---------|---------|---------|---------|---------|---------|
| | ARRESTS | PERCENT | ARRESTS | PERCENT | ARRESTS | PERCENT |
| Total Arrests | 890 | | 905 | | 724 | |
| Drug Abuse | 48 | 5% | 59 | 7% | 27 | 4% |
| Driving under Influence | 129 | 14% | 128 | 14% | 97 | 13% |
| Liquor Laws | 231 | 26% | 206 | 23% | 176 | 24% |
| Drunkenness | 1 | * | -0- | | -0- | |
| Aggravated Assault | 13 | 2% | 16 | 2% | 22 | 3% |
| Other Assaults | 63 | 7% | 41 | 5% | 50 | 7% |
| Disorderly Conduct | 58 | 7% | 44 | 5% | 50 | 7% |
| TOTALS | 543 | 61% | 494 | 56% | 422 | 58% |

* LESS THAN 1%

Ketchikan Police Department

1977 - 1979

Table 75

| | 1977 | | 1978 | | 1979 | |
|-------------------------|---------|---------|---------|---------|---------|---------|
| | ARRESTS | PERCENT | ARRESTS | PERCENT | ARRESTS | PERCENT |
| Total Arrests | 1,642 | | 1,311 | | 762 | |
| Drug Abuse | 30 | 2% | 22 | 2% | 23 | 3% |
| Driving under Influence | 153 | 9% | 103 | 8% | 84 | 11% |
| Liquor Laws | 214 | 13% | 134 | 10% | 135 | 18% |
| Drunkenness | | | | | | |
| Aggravated Assault | 47 | 3% | 58 | 4% | 40 | 5% |
| Other Assaults | 110 | 7% | 154 | 12% | 37 | 5% |
| Disorderly Conduct | 308 | 19% | 251 | 19% | 146 | 19% |
| TOTALS | 862 | 53% | 722 | 55% | 465 | 61% |

The statewide adult and juvenile drug arrests decreased by 16% from 884 in 1978 to 740 in 1979. Adult arrests decreased by 19% from 374 to 302. Juvenile arrests decreased 14% from 510 to 438.

ADULT AND JUVENILE DRUG ARRESTS
STATEWIDE
1977 - 1979

Table 76

| OFFENSE | 1977 | 1978 | 1979 | % CHANGE 1978 - 1979 |
|-------------------------------------|------|------|------|-------------------------|
| <u>Sale/Manufacture</u> | | | | |
| Opium, Cocaine or their derivatives | 47 | 35 | 56 | +60% |
| Marijuana | 93 | 87 | 73 | -16% |
| Synthetic Narcotics | 6 | 3 | 6 | +50% |
| Other Dangerous Non-Narcotic Drugs | 8 | 11 | 9 | -18% |
| Total Sale/Manufacturing | 154 | 136 | 144 | +6% |
| <u>Possession</u> | | | | |
| Opium, Cocaine or their derivatives | 60 | 56 | 47 | -16% |
| Marijuana | 543 | 662 | 500 | -24% |
| Synthetic Narcotics | 10 | 12 | 14 | +17% |
| Other Dangerous Non-Narcotic Drugs | 30 | 18 | 35 | +94% |
| Total Possession | 643 | 748 | 596 | -20% |
| TOTAL DRUG ABUSE VIOLATIONS | 797 | 884 | 740 | -16% |

Adult arrests for Sale/Manufacture increased 84% while those for Possession decreased 59% during 1979.

Within the Sale/Manufacture category significant increases in arrests occurred in all drug types except Opium, Cocaine or their Derivatives. Adult arrests for Possession showed significant decreases in Marijuana (-77%) and Synthetic Narcotics (-80%) with a 100% increase in Other Dangerous Non-Narcotic Drugs.

ADULT DRUG ARRESTS
STATEWIDE
1977 - 1979

Table 77

| OFFENSE | 1977 | 1978 | 1979 | % CHANGE 1978 - 1979 |
|-------------------------------------|------|------|------|-------------------------|
| <u>Sale/Manufacture</u> | | | | |
| Opium, Cocaine or their derivatives | 44 | 35 | 36 | +3% |
| Marijuana | 63 | 59 | 125 | +112% |
| Synthetic Narcotics | 2 | 3 | 11 | +266% |
| Other Dangerous Non-Narcotic Drugs | 6 | 8 | 21 | +162% |
| Total Sale/Manufacturing | 115 | 105 | 193 | +84% |
| <u>Possession</u> | | | | |
| Opium, Cocaine or their derivatives | 56 | 51 | 53 | +4% |
| Marijuana | 206 | 204 | 46 | -77% |
| Synthetic Narcotics | 5 | 10 | 2 | -80% |
| Other Dangerous Non-Narcotic Drugs | 21 | 4 | 8 | +100% |
| Total Possession | 288 | 269 | 109 | -59% |
| TOTAL DRUG ABUSE VIOLATIONS | 403 | 374 | 302 | -19% |

Juvenile arrests for Sale/Manufacture increased by 13% while those for Possession decreased by 14%.

The increase in arrests for Sale/Manufacture are attributable to increases related to Opium/Cocaine and Synthetic Narcotics. While increases in arrests occurred for Possession of these same types of drugs, a significant decrease in arrests for possession of marijuana (18%) account for the overall decrease in arrests for Possession.

JUVENILE DRUG ARRESTS
STATEWIDE
1977 - 1979

Table 78

| OFFENSE | 1977 | 1978 | 1979 | % CHANGE 1978 - 1979 |
|-------------------------------------|------|------|------|-------------------------|
| <u>Sale/Manufacture</u> | | | | |
| Opium, Cocaine or their derivatives | 3 | - | 3 | +00% |
| Marijuana | 30 | 28 | 27 | -4% |
| Synthetic Narcotics | 4 | - | 4 | +00% |
| Other Dangerous Non-Narcotic Drugs | 2 | 3 | 1 | -67% |
| Total Sale/Manufacturing | 39 | 31 | 35 | +13% |
| <u>Possession</u> | | | | |
| Opium, Cocaine or their derivatives | 4 | 5 | 11 | +120% |
| Marijuana | 337 | 458 | 375 | -18% |
| Synthetic Narcotics | 5 | 2 | 3 | +50% |
| Other Dangerous Non-Narcotic Drugs | 2 | 14 | 14 | 0% |
| Total Possession | 355 | 479 | 403 | -16% |
| TOTAL DRUG ABUSE VIOLATIONS | 394 | 510 | 438 | -14% |

Law Enforcement Officers Killed or Assaulted

During 1979, 216 law enforcement officers were assaulted in Alaska, an increase of 2% over 1978. 78 (36%) of these assaults occurred when officers responded to disturbance calls. 32 (15%) occurred while officers were attempting other arrests. Of the officers assaulted, 132 (61%) sustained personal injury.

22 (10%) of the assaults took place between 12:01-2:00 a.m., 27 (13%) between 2:00-4:00 a.m., 26 (12%) between 4:00-6:00 a.m., 25 (12%) between 6:00-8:00 p.m., and 35 (16%) between 10:00-12:00 a.m.

167 (77%) of the assaults occurred while the officer was in a one-man vehicle. 24 (11%) occurred while the officer was in a two-man vehicle.

TABLE 79

LAW ENFORCEMENT OFFICERS KILLED OR ASSAULTED

OFFICERS KILLED

Number of your law enforcement officers killed in the line of duty this month. By felonious act 2
By accident or negligence _____

Officers Assaulted

| Type of Activity | Total Assaults by Weapon A | Type of Weapon | | | | | Type of Assignment | | | | | | Police Assaults Cleared M |
|--|-------------------------------|----------------|--|-----------------------------|-------------------------------|----------------------|--------------------|----------------|------------------------------|----------------|------------|----------------|------------------------------|
| | | Firearm B | Knife or Other Cutting Instrument C | Other Dangerous Weapon D | Hands, Fists, Feet, etc. E | Two-Man Vehicle F | One-Man Vehicle | | Detective or Special Assign. | | Other | | |
| | | | | | | | Alone G | As-sisted H | Alone I | As-sisted J | Alone K | As-sisted L | |
| 1. Responding to "Disturbance" calls (family quarrels, man with gun, etc.) | 78 | 7 | | 2 | 69 | 10 | 20 | 45 | | | | 3 | 72 |
| 2. Burglaries in progress or pursuing burglary suspects | 2 | | | | 2 | | | 2 | | | | | 2 |
| 3. Robberies in progress or pursuing robbery suspects | 1 | 1 | | | | | | 1 | | | | | |
| 4. Attempting other arrests | 32 | | | 2 | 30 | 7 | 6 | 17 | | | | 2 | 31 |
| 5. Civil disorder (riot, mass disobedience) | | | | | | | | | | | | | |
| 6. Handling, transporting, custody of prisoners | 41 | | | 1 | 40 | 3 | 14 | 16 | | 2 | 2 | 4 | 38 |
| 7. Investigating suspicious persons or circumstances | 15 | 2 | | | 13 | 4 | 4 | 6 | 1 | | | | 15 |
| 8. Ambush - no warning | 1 | | 1 | | | | 1 | | | | | | 1 |
| 9. Mentally deranged | | | | | | | | | | | | | |
| 10. Traffic pursuits and stops | 20 | | | 1 | 19 | | 8 | 12 | | | | | 20 |
| 11. All other | 17 | | | | 17 | | 6 | 9 | | | | 2 | 17 |
| 12. TOTAL (1-11) | * 216 | 10 | 1 | 6 | 190 | 24 | 59 | 108 | 1 | 2 | 2 | 11 | 196 |
| 13. Number with personal injury | 132 | 4 | | 2 | 126 | | | | | | | | |
| 14. Number without personal injury | 75 | 5 | 1 | 4 | 65 | | | | | | | | |
| 15. Time of assaults | AM 22 | 27 | 26 | 8 | 4 | 2 | | | | | | | |
| | PM 13 | 15 | 10 | 25 | 20 | 35 | | | | | | | |
| | | 12:01 | 2:00 | 4:00 | 6:00 | 8:00 | 10:00 | 12:00 | | | | | |

* Includes 9 unknown incidents reported in Sitka

RETURN A-MONTHLY RETURN OF OFFENSES KNOWN TO THE POLICE
ALASKA STATE TROOPERS
1979

-78-

| OFFENSES | OFFENSES REPORTED | UNFOUNDED | ACTUAL OFFENSES | OFFENSES CLEARED | CLEARANCES |
|-----------------------------|-------------------|-----------|-----------------|-----------------------------------|------------------------------------|
| | | | | BY ARREST OR EXCEPTIONAL MEANS | INVOLVING ONLY PERSONS UNDER 18 |
| MURDER | 30 | 5 | 25 | 15 | 2 |
| MANSLAUGHTER BY NEGLIGENCE | 1 | 0 | 1 | 1 | 0 |
| FORCIBLE RAPE | 77 | 7 | 70 | 46 | 4 |
| ACTUAL RAPE | 60 | 6 | 54 | 34 | 3 |
| ATTEMPTED RAPE | 17 | 1 | 16 | 12 | 1 |
| ROBBERY TOTALS | 36 | 2 | 34 | 15 | 5 |
| FIREARM | 32 | 2 | 30 | 14 | 5 |
| KNIFE OR CUTTING INSTRUMENT | 0 | 0 | 0 | 0 | 0 |
| OTHER DANGEROUS WEAPON | 3 | 0 | 3 | 1 | 0 |
| STRONG-ARM | 1 | 0 | 1 | 0 | 0 |
| ASSAULT TOTALS | 885 | 26 | 859 | 638 | 98 |
| FIREARM | 195 | 6 | 189 | 139 | 14 |
| KNIFE OR CUTTING INSTRUMENT | 68 | 4 | 64 | 53 | 8 |
| OTHER DANGEROUS WEAPON | 62 | 3 | 59 | 43 | 9 |
| HANDS, FISTS, FEET, ETC. | 49 | 0 | 49 | 46 | 7 |
| OTHER ASSAULTS-SIMPLE | 511 | 13 | 498 | 357 | 60 |
| BURGLARY TOTALS | 1738 | 19 | 1719 | 392 | 171 |
| FORCIBLE ENTRY | 1137 | 9 | 1128 | 247 | 102 |
| UNLAWFUL ENTRY-NO FORCE | 550 | 9 | 541 | 138 | 67 |
| ATTEMPTED FORCIBLE ENTRY | 51 | 1 | 50 | 7 | 2 |
| LARCENY-THEFT | 3285 | 68 | 3217 | 344 | 181 |
| MOTOR VEHICLE THEFT TOTALS | 523 | 35 | 488 | 138 | 81 |
| AUTOS | 210 | 17 | 193 | 56 | 34 |
| TRUCKS AND BUSES | 145 | 13 | 132 | 41 | 18 |
| OTHER VEHICLES | 168 | 5 | 163 | 41 | 29 |
| GRAND TOTAL | 5575 | 162 | 5413 | 1589 | 542 |

OFFICERS KILLED OR ASSAULTED
KILLED-FELONY 0 KILLED-ACCIDENT 0 ASSAULTED 35

PROPERTY STOLEN BY CLASSIFICATION
ALASKA STATE TROOPERS
1979

| | ACTUAL OFFENSES | PROPERTY STOLEN |
|----------------------------|--------------------|--------------------|
| MURDER | 25 | \$ 26 |
| FORCIBLE RAPE | 70 | \$ 27159 |
| ROBBERY | | |
| HIGHWAY (STREETS & ALLEYS) | 7 | \$ 20207 |
| COMMERCIAL HOUSE | 10 | \$ 2684 |
| GAS OR SERVICE STATION | 2 | \$ 602 |
| CHAIN STORE | 8 | \$ 1377 |
| RESIDENCE | 4 | \$ 15159 |
| BANK | 2 | \$ 136000 |
| MISCELLANEOUS | 1 | \$ 59592 |
| TOTAL ROBBERY | 34 | \$ 235621 |
| BURGLARY | | |
| RESIDENCE-NIGHT | 139 | \$ 96218 |
| RESIDENCE-DAY | 342 | \$ 295311 |
| RESIDENCE-UNKNOWN | 687 | \$ 571722 |
| NONRESIDENCE-NIGHT | 166 | \$ 146655 |
| NONRESIDENCE-DAY | 24 | \$ 8882 |
| NONRESIDENCE-UNKNOWN | 361 | \$ 371149 |
| TOTAL BURGLARY | 1719 | \$ 1469937 |
| LARCENY-THEFT | | |
| \$200 AND OVER | 1092 | \$ 1300052 |
| \$50 TO \$200 | 715 | \$ 78347 |
| UNDER \$50 | 410 | \$ 6814 |
| TOTAL LARCENY | 2217 | \$ 1385233 |
| MV-THEFT | 488 | \$ 1172148 |
| GRAND TOTAL | 4553 | \$ 4290124 |

6X. NATURE OF LARCENIES

| | | |
|-----------------------------|------|------------|
| POCKET-PICKING | 3 | \$ 2152 |
| PURSE-SWITCHING | 1 | \$ 494 |
| SHOPLIFTING | 64 | \$ 9052 |
| FROM MOTOR VEHICLES | 405 | \$ 163629 |
| MV-PARTS & ACCESSORIES | 362 | \$ 71507 |
| BICYCLES | 208 | \$ 29462 |
| FROM BUILDINGS | 356 | \$ 252914 |
| FROM COIN-OPERATED MACHINES | 9 | \$ 150 |
| ALL OTHER | 313 | \$ 957873 |
| TOTAL LARCENIES | 2217 | \$ 1385233 |

7X. MOTOR VEHICLES RECOVERED
C) TOTAL LOCALLY STOLEN MV RECOVERED 402

PROPERTY BY TYPE AND VALUE
ALASKA STATE TROOPERS
1979

| | PROPERTY STOLEN | PROPERTY RECOVERED |
|---------------------------|--------------------|-----------------------|
| CURRENCY, NOTES, ETC. | \$ 457014 | \$ 206679 |
| JEWELRY & PRECIOUS METALS | \$ 350922 | \$ 53017 |
| CLOTHING AND FURS | \$ 49012 | \$ 3899 |
| STOLEN MOTOR VEHICLES | \$ 1196273 | \$ 95552 |
| OFFICE EQUIPMENT | \$ 12192 | \$ 1122 |
| TV'S, RADIOS, STEREOS | \$ 310142 | \$ 3033 |
| FIREARMS | \$ 152247 | \$ 5143 |
| HOUSE-HOLD GOODS | \$ 112567 | \$ 6953 |
| CONSUMABLE GOODS | \$ 92281 | \$ 10813 |
| LIVESTOCK | \$ 102000 | \$ 150 |
| MISCELLANEOUS | \$ 1455463 | \$ 370097 |
| TOTAL | \$ 4290124 | \$ 1724971 |

AGE, SEX AND RACE OF PERSONS ARRESTED
UNDER 18 YEARS OF AGE
ALASKA STATE TROOPERS
1979

-79-

| | | | AGE | | | | | TOTAL UNDER 18 | WHITE | BLACK | INDIAN | ALL OTHERS |
|-----------------------------|-----|---|--------------------|-------|-------|-----|-----|----------------------|-------|-------|--------|---------------|
| | | | 10 and UNDER | 11-12 | 13-14 | 15 | 16 | | | | | |
| MURDER / NONNEG MANSL. | 01A | M | 0 | 0 | 1 | 0 | 1 | 0 | 2 | | | |
| | F | | 0 | 0 | 0 | 0 | 0 | 1 | 1 | 3 | 0 | 0 |
| FORCIBLE RAPE | 02 | M | 0 | 0 | 0 | 0 | 3 | 4 | 7 | 1 | 0 | 4 |
| | F | | 0 | 0 | 0 | 0 | 0 | 0 | 0 | 1 | 0 | 2 |
| ROBBERY | 03 | M | 0 | 0 | 0 | 0 | 3 | 5 | 8 | 7 | 0 | 0 |
| | F | | 0 | 0 | 0 | 0 | 0 | 0 | 0 | 0 | 0 | 1 |
| AGGRAVATED ASSAULT | 04 | M | 0 | 2 | 3 | 5 | 5 | 8 | 23 | 11 | 1 | 5 |
| | F | | 0 | 0 | 0 | 0 | 0 | 0 | 0 | 0 | 0 | 6 |
| BURGLARY | 05 | M | 16 | 19 | 58 | 33 | 48 | 48 | 222 | 183 | 1 | 31 |
| | F | | 2 | 0 | 14 | 3 | 4 | 0 | 23 | 172 | 4 | 24 |
| LARCENY / THEFT | 06 | M | 13 | 10 | 50 | 27 | 54 | 31 | 185 | 172 | 4 | 24 |
| | F | | 1 | 5 | 12 | 1 | 2 | 3 | 24 | 66 | 2 | 18 |
| MOTOR VEHICLE THEFT | 07 | M | 1 | 5 | 14 | 21 | 27 | 13 | 81 | 66 | 2 | 18 |
| | F | | 0 | 0 | 5 | 2 | 1 | 1 | 9 | 2 | 4 | 4 |
| OTHER ASSAULTS | 08 | M | 2 | 3 | 8 | 10 | 7 | 13 | 43 | 30 | 2 | 4 |
| | F | | 0 | 0 | 2 | 1 | 1 | 2 | 6 | 2 | 4 | 13 |
| ARSON | 09 | M | 2 | 0 | 0 | 2 | 4 | 2 | 10 | 6 | 0 | 1 |
| | F | | 0 | 0 | 0 | 0 | 0 | 0 | 0 | 0 | 1 | 3 |
| FORGERY & COUNTERFEITING | 10 | M | 0 | 0 | 0 | 1 | 1 | 0 | 2 | 3 | 0 | 0 |
| | F | | 0 | 0 | 0 | 1 | 0 | 0 | 1 | 0 | 0 | 0 |
| FRAUD | 11 | M | 0 | 0 | 0 | 0 | 1 | 5 | 6 | 12 | 1 | 0 |
| | F | | 0 | 0 | 0 | 0 | 4 | 3 | 7 | 0 | 0 | 0 |
| STOLEN PROPERTY | 13 | M | 0 | 0 | 2 | 3 | 5 | 7 | 17 | 18 | 0 | 0 |
| | F | | 0 | 0 | 0 | 1 | 2 | 0 | 3 | 0 | 0 | 2 |
| VANDALISM | 14 | M | 20 | 14 | 24 | 14 | 7 | 15 | 94 | 73 | 1 | 16 |
| | F | | 0 | 1 | 1 | 1 | 0 | 0 | 3 | 1 | 1 | 7 |
| WEAPONS | 15 | M | 1 | 0 | 2 | 1 | 4 | 5 | 13 | 12 | 1 | 1 |
| | F | | 0 | 0 | 0 | 0 | 0 | 4 | 4 | 5 | 0 | 1 |
| SEX OFFENSES | 17 | M | 0 | 0 | 3 | 0 | 1 | 4 | 8 | 5 | 0 | 1 |
| | F | | 0 | 0 | 0 | 0 | 0 | 0 | 0 | 0 | 1 | 2 |
| SALE - MARIJUANA | 18b | M | 0 | 0 | 1 | 1 | 2 | 0 | 0 | 3 | 0 | 0 |
| | F | | 0 | 0 | 0 | 0 | 0 | 0 | 0 | 0 | 0 | 1 |
| SALE - OTHER NON-NARCOTIC | 18d | M | 0 | 0 | 0 | 0 | 1 | 0 | 0 | 1 | 0 | 0 |
| | F | | 0 | 0 | 0 | 0 | 0 | 0 | 0 | 0 | 0 | 0 |
| POSS - OPIUM, COCAINE, ETC. | 18e | M | 0 | 0 | 1 | 0 | 1 | 0 | 0 | 2 | 0 | 0 |
| | F | | 0 | 0 | 0 | 0 | 0 | 0 | 0 | 0 | 0 | 0 |
| POSS - MARIJUANA | 18f | M | 0 | 2 | 18 | 21 | 19 | 15 | 75 | 76 | 1 | 5 |
| | F | | 0 | 0 | 5 | 1 | 3 | 1 | 10 | 7 | 0 | 3 |
| POSS - OTHER NON-NARCOTIC | 18h | M | 0 | 0 | 2 | 1 | 0 | 0 | 0 | 6 | 0 | 1 |
| | F | | 0 | 0 | 0 | 0 | 1 | 0 | 1 | 0 | 0 | 0 |
| OFFENSES AGAINST FAMILY | 20 | M | 0 | 0 | 0 | 0 | 0 | 0 | 0 | 1 | 0 | 0 |
| | F | | 0 | 0 | 0 | 0 | 0 | 0 | 0 | 0 | 0 | 0 |
| DRIVING UNDER THE INFLUENCE | 21 | M | 0 | 0 | 0 | 0 | 11 | 21 | 32 | 30 | 0 | 5 |
| | F | | 0 | 0 | 0 | 0 | 1 | 4 | 5 | 0 | 0 | 2 |
| LIQUOR LAWS | 22 | M | 0 | 1 | 5 | 19 | 49 | 78 | 152 | 161 | 0 | 32 |
| | F | | 0 | 1 | 8 | 9 | 18 | 13 | 49 | 7 | 0 | 9 |
| DISORDERLY CONDUCT | 24 | M | 0 | 0 | 0 | 0 | 3 | 4 | 7 | 7 | 1 | 0 |
| | F | | 0 | 0 | 0 | 0 | 0 | 1 | 1 | 0 | 0 | 0 |
| ALL OTHER OFFENSES | 26 | M | 1 | 6 | 15 | 6 | 18 | 6 | 52 | 48 | 0 | 8 |
| | F | | 0 | 0 | 1 | 1 | 4 | 1 | 12 | 0 | 0 | 8 |
| CURFEW | 28 | M | 0 | 0 | 1 | 0 | 0 | 0 | 1 | 1 | 0 | 0 |
| | F | | 0 | 0 | 0 | 0 | 3 | 3 | 0 | 0 | 0 | 0 |
| RUNAWAY | 29 | M | 0 | 1 | 6 | 8 | 3 | 3 | 21 | 41 | 0 | 10 |
| | F | | 0 | 2 | 19 | 7 | 3 | 4 | 35 | 0 | 10 | 5 |
| TOTALS | | | 59 | 72 | 286 | 201 | 326 | 325 | 1269 | 979 | 15 | 166 |

AGE, SEX AND RACE OF PERSONS ARRESTED
19 YEARS OF AGE AND OVER
ALASKA STATE TROOPERS
1979

| | | | AGE | | | | | | | | | | | | | TOTAL | WHITE | BLACK | IND | ALL OTHERS | | |
|-----------------------------|-----|---|-----|-----|-----|-----|-----|-----|-----|-------|-------|-------|-------|-------|-------|-------|-------|-------|------|------------|-------|-----|
| | | | 18 | 19 | 20 | 21 | 22 | 23 | 24 | 25-29 | 30-34 | 35-39 | 40-44 | 45-49 | 50-54 | | | | | | 55-59 | 60+ |
| MURDER / NONNEG MANSL. | 01A | M | 1 | 0 | 2 | 1 | 0 | 0 | 0 | 1 | 3 | 0 | 1 | 0 | 0 | 0 | 1 | 10 | 3 | 0 | 3 | 5 |
| MANSLAUGHTER BY NEGLIGENCE | 01B | M | 1 | 0 | 1 | 0 | 0 | 0 | 0 | 1 | 0 | 0 | 0 | 0 | 0 | 0 | 0 | 4 | 1 | 0 | 0 | 0 |
| FORCIBLE RAPE | 02 | M | 1 | 5 | 1 | 2 | 0 | 2 | 0 | 11 | 7 | 2 | 1 | 0 | 0 | 0 | 32 | 15 | 1 | 0 | 7 | |
| ROBBERY | 03 | M | 1 | 0 | 0 | 0 | 0 | 0 | 0 | 6 | 1 | 0 | 0 | 0 | 0 | 1 | 19 | 0 | 0 | 0 | 0 | |
| AGGRAVATED ASSAULT | 04 | M | 3 | 3 | 0 | 3 | 5 | 4 | 6 | 20 | 13 | 12 | 2 | 5 | 4 | 4 | 85 | 38 | 2 | 24 | 27 | |
| BURGLARY | 05 | M | 36 | 16 | 16 | 13 | 8 | 11 | 3 | 19 | 3 | 5 | 1 | 1 | 0 | 0 | 134 | 87 | 0 | 13 | 17 | |
| LARCENY / THEFT | 06 | M | 19 | 16 | 13 | 7 | 8 | 4 | 4 | 14 | 11 | 8 | 2 | 0 | 1 | 1 | 109 | 87 | 0 | 13 | 17 | |
| MOTOR VEHICLE THEFT | 07 | M | 7 | 7 | 7 | 3 | 7 | 3 | 1 | 6 | 2 | 1 | 0 | 0 | 0 | 0 | 44 | 31 | 2 | 0 | 5 | |
| OTHER ASSAULTS | 08 | M | 10 | 13 | 12 | 12 | 20 | 11 | 8 | 43 | 34 | 18 | 9 | 10 | 1 | 228 | 134 | 9 | 52 | 58 | | |
| ARSON | 09 | M | 0 | 0 | 0 | 1 | 1 | 0 | 1 | 0 | 0 | 0 | 0 | 0 | 0 | 0 | 6 | 4 | 0 | 0 | 2 | |
| FURGERY & COUNTERFEITING | 10 | M | 0 | 0 | 0 | 0 | 1 | 0 | 0 | 2 | 1 | 0 | 1 | 0 | 0 | 0 | 6 | 5 | 1 | 1 | 1 | |
| FRAUD | 11 | M | 2 | 3 | 3 | 2 | 4 | 1 | 0 | 8 | 7 | 9 | 5 | 0 | 3 | 1 | 49 | 37 | 0 | 0 | 0 | |
| EMBEZZLEMENT | 12 | M | 1 | 1 | 1 | 1 | 1 | 1 | 1 | 1 | 1 | 1 | 1 | 0 | 0 | 0 | 7 | 8 | 1 | 0 | 1 | |
| STOLEN PROPERTY | 13 | M | 11 | 3 | 2 | 1 | 2 | 1 | 1 | 5 | 1 | 1 | 0 | 0 | 0 | 1 | 29 | 23 | 2 | 3 | 2 | |
| VANDALISM | 14 | M | 11 | 3 | 7 | 5 | 10 | 4 | 0 | 15 | 13 | 4 | 5 | 1 | 0 | 0 | 78 | 37 | 0 | 26 | 18 | |
| WEAPONS | 15 | M | 5 | 5 | 6 | 6 | 6 | 2 | 3 | 33 | 14 | 3 | 6 | 2 | 3 | 2 | 104 | 58 | 3 | 26 | 31 | |
| PROSTITUTION & COMM VICE | 16 | M | 0 | 0 | 0 | 0 | 0 | 1 | 0 | 0 | 0 | 0 | 0 | 0 | 0 | 0 | 1 | 0 | 0 | 0 | 0 | |
| SEX OFFENSES | 17 | M | 1 | 0 | 1 | 0 | 1 | 1 | 0 | 1 | 3 | 2 | 3 | 1 | 1 | 0 | 16 | 8 | 0 | 1 | 0 | |
| SALE - OPIUM, COCAINE, ETC. | 18A | M | 0 | 0 | 0 | 2 | 3 | 0 | 1 | 1 | 6 | 7 | 1 | 0 | 0 | 0 | 21 | 10 | 1 | 0 | 2 | |
| SALE - MARIJUANA | 18B | M | 1 | 0 | 0 | 1 | 0 | 0 | 2 | 3 | 1 | 2 | 0 | 0 | 0 | 0 | 10 | 8 | 0 | 0 | 4 | |
| SALE - OTHER NON-NARCOTIC | 18C | M | 2 | 0 | 0 | 0 | 0 | 0 | 0 | 0 | 0 | 0 | 0 | 0 | 0 | 0 | 2 | 3 | 0 | 0 | 0 | |
| POSS - OPIUM, COCAINE, ETC. | 18A | F | 0 | 0 | 2 | 0 | 1 | 1 | 0 | 1 | 2 | 0 | 0 | 0 | 0 | 0 | 7 | 7 | 0 | 1 | 1 | |
| POSS - MARIJUANA | 18B | F | 11 | 2 | 3 | 1 | 5 | 3 | 4 | 7 | 2 | 3 | 0 | 0 | 0 | 1 | 42 | 38 | 2 | 4 | 0 | |
| POSS - OTHER NON-NARCOTIC | 18C | F | 0 | 0 | 0 | 1 | 1 | 0 | 0 | 0 | 1 | 0 | 0 | 0 | 0 | 0 | 2 | 5 | 0 | 0 | 1 | |
| OFFENSES AGAINST FAMILY | 20 | M | 0 | 0 | 0 | 0 | 0 | 0 | 0 | 0 | 0 | 0 | 0 | 0 | 0 | 0 | 22 | 15 | 0 | 3 | 4 | |
| DRIVING UNDER THE INFLUENCE | 21 | M | 41 | 39 | 45 | 40 | 47 | 34 | 47 | 208 | 157 | 126 | 93 | 83 | 78 | 36 | 1101 | 1085 | 26 | 93 | 63 | |
| LIQUOR LAWS | 22 | M | 78 | 6 | 6 | 3 | 2 | 1 | 0 | 4 | 3 | 1 | 1 | 2 | 2 | 0 | 109 | 90 | 0 | 21 | 10 | |
| DRUNKENNESS | 23 | M | 0 | 0 | 0 | 0 | 0 | 0 | 0 | 0 | 0 | 0 | 0 | 0 | 0 | 0 | 12 | 1 | 0 | 0 | 1 | |
| DISORDERLY CONDUCT | 24 | M | 5 | 4 | 4 | 7 | 7 | 5 | 2 | 24 | 12 | 5 | 3 | 2 | 0 | 0 | 82 | 44 | 2 | 21 | 23 | |
| JAGRANCY | 25 | M | 0 | 0 | 0 | 0 | 0 | 0 | 0 | 1 | 1 | 0 | 0 | 0 | 0 | 0 | 2 | 2 | 0 | 0 | 0 | |
| ALL OTHER OFFENSES | 26 | F | 57 | 121 | 99 | 107 | 83 | 83 | 78 | 254 | 129 | 92 | 66 | 29 | 19 | 11 | 9 | 1249 | 1041 | 0 | 0 | |
| TOTALS | | | 341 | 282 | 259 | 250 | 245 | 194 | 183 | 763 | 477 | 347 | 245 | 159 | 133 | 75 | 55 | 4008 | 2959 | 141 | 487 | 411 |

RETURN A-MONTHLY RETURN OF OFFENSES KNOWN TO THE POLICE
ANCHORAGE POLICE DEPARTMENT
1979

| OFFENSES | OFFENSES REPORTED | UNFOUNDED | ACTUAL OFFENSES | OFFENSES CLEARED BY ARREST OR EXCEPTIONAL MEANS | CLEARANCES INVOLVING ONLY PERSONS UNDER 18 |
|------------------------------|-------------------|-----------|-----------------|---|--|
| MURDER | 17 | 0 | 17 | 17 | 0 |
| MANSLAUGHTER BY NEGLIGENCE | 1 | 0 | 1 | 1 | 0 |
| FORCIBLE RAPE | 172 | 40 | 132 | 18 | 0 |
| ATTEMPTED RAPE | 134 | 32 | 102 | 1 | 0 |
| ROBBERY TOTALS | 38 | 8 | 30 | 12 | 0 |
| FIREARM | 353 | 10 | 343 | 6 | 0 |
| KNIFE OR CUTTING INSTRUMENT | 175 | 3 | 172 | 74 | 13 |
| OTHER DANGEROUS WEAPON | 26 | 0 | 26 | 49 | 5 |
| STRONG-ARM | 9 | 0 | 9 | 4 | 0 |
| ASSAULT TOTALS | 143 | 7 | 136 | 0 | 0 |
| FIREARM | 1521 | 90 | 1431 | 525 | 8 |
| KNIFE OR CUTTING INSTRUMENT | 96 | 6 | 90 | 27 | 48 |
| OTHER DANGEROUS WEAPON | 82 | 8 | 74 | 33 | 1 |
| HANDS, FISTS, FEET, ETC. | 56 | 7 | 49 | 20 | 3 |
| OTHER ASSAULTS-SIMPLE | 4 | 0 | 4 | 2 | 0 |
| BURGLARY TOTALS | 1283 | 69 | 1214 | 444 | 0 |
| FORCIBLE ENTRY | 2642 | 164 | 2478 | 198 | 42 |
| UNLAWFUL ENTRY-NO FORCE | 1733 | 80 | 1653 | 160 | 94 |
| ATTEMPTED FORCIBLE ENTRY | 676 | 64 | 610 | 26 | 68 |
| LARCENY-THEFT | 233 | 18 | 215 | 12 | 19 |
| MOTOR VEHICLE THEFT TOTALS | 7833 | 212 | 7621 | 74 | 7 |
| AUTOS | 1180 | 139 | 1041 | 1753 | 7 |
| TRUCKS AND BUSES | 713 | 106 | 607 | 74 | 741 |
| OTHER VEHICLES | 285 | 28 | 257 | 49 | 36 |
| GRAND TOTAL | 182 | 5 | 177 | 19 | 27 |
| OFFICERS KILLED OR ASSAULTED | 13719 | 655 | 13064 | 6 | 4 |
| KILLED-FELONY | 0 | 0 | 0 | 2652 | 932 |
| KILLED-ACCIDENT | 0 | 0 | 0 | 0 | 0 |
| ASSAULTED | 102 | 0 | 102 | 0 | 0 |

PROPERTY STOLEN BY CLASSIFICATION
ANCHORAGE POLICE DEPARTMENT
1979

| PROPERTY STOLEN | ACTUAL OFFENSES | PROPERTY STOLEN |
|----------------------------|-----------------|-----------------|
| MURDER | 17 | \$ 0 |
| FORCIBLE RAPE | 132 | \$ 0 |
| ROBBERY | 132 | \$ 0 |
| HIGHWAY (STREETS & ALLEYS) | 29 | \$ 6623 |
| COMMERCIAL HOUSE | 48 | \$ 17198 |
| GAS OR SERVICE STATION | 14 | \$ 4331 |
| CHAIN STORE | 67 | \$ 9721 |
| RESIDENCE | 36 | \$ 15541 |
| BANK | 10 | \$ 5004 |
| MISCELLANEOUS | 139 | \$ 42332 |
| TOTAL ROBBERY | 343 | \$ 100750 |
| BURGLARY | 455 | \$ 193148 |
| RESIDENCE-NIGHT | 632 | \$ 428198 |
| RESIDENCE-DAY | 564 | \$ 508449 |
| RESIDENCE-UNKNOWN | 443 | \$ 288067 |
| NONRESIDENCE-NIGHT | 41 | \$ 8899 |
| NONRESIDENCE-DAY | 343 | \$ 215237 |
| NONRESIDENCE-UNKNOWN | 2478 | \$ 1641998 |
| TOTAL BURGLARY | 1632 | \$ 1841713 |
| LARCENY-THEFT | 2051 | \$ 192322 |
| \$20 AND OVER | 3938 | \$ 51165 |
| \$50 TO \$200 | 7621 | \$ 2085200 |
| UNDER \$50 | 1041 | \$ 2478500 |
| TOTAL LARCENY | 11632 | \$ 6306448 |
| MV-THEFT | | |
| GRAND TOTAL | | |

6X. NATURE OF LARCENIES

| | | |
|-----------------------------|------|------------|
| POCKET-PICKING | 27 | \$ 1346 |
| MURSE-SNATCHING | 49 | \$ 5699 |
| SHOPLIFTING | 1639 | \$ 63257 |
| FROM MOTOR VEHICLES | 1638 | \$ 442973 |
| MV-PARTS & ACCESSORIES | 649 | \$ 98675 |
| BICYCLES | 931 | \$ 46700 |
| FROM BUILDINGS | 1784 | \$ 729849 |
| FROM COIN-OPERATED MACHINES | 49 | \$ 1372 |
| ALL OTHER | 853 | \$ 695329 |
| TOTAL LARCENIES | 7621 | \$ 2085200 |

7X. MOTOR VEHICLES RECOVERED
(C) TOTAL LOCALLY STOLEN MV RECOVERED 823

PROPERTY BY TYPE AND VALUE
ANCHORAGE POLICE DEPARTMENT
1979

| PROPERTY RECOVERED | PROPERTY STOLEN |
|---------------------------|-----------------|
| CURRENCY, NOTES, ETC. | \$ 387357 |
| JEWELRY & PRECIOUS METALS | \$ 741947 |
| CLOTHING AND FURS | \$ 144242 |
| STOLEN MOTOR VEHICLES | \$ 2478500 |
| OFFICE EQUIPMENT | \$ 47000 |
| TV'S, RADIOS, STEREO'S | \$ 404230 |
| FIREARMS | \$ 137380 |
| HOUSEHOLD GOODS | \$ 71846 |
| CONSUMABLE GOODS | \$ 15978 |
| LIVESTOCK | \$ 0 |
| MISCELLANEOUS | \$ 0 |
| TOTAL | \$ 1877056 |
| | \$ 6306448 |

AGE, SEX AND RACE OF PERSONS ARRESTED
UNDER 19 YEARS OF AGE
ANCHORAGE POLICE DEPARTMENT
1979

-82-

| | | 10 and UNDER | 11-12 | 13-14 | 15 | 16 | 17 | TOTAL UNDER 19 | WHITE | BLACK | INDIAN | ALL OTHERS |
|-----------------------------|-------|--------------------|-------|-------|-----|-----|-----|----------------------|-------|-------|--------|---------------|
| ROBBERY | 03 M | 0 | 0 | 3 | 2 | 6 | 7 | 18 | 13 | 8 | 2 | 0 |
| | F | 0 | 0 | 4 | 2 | 1 | 0 | 7 | 7 | 0 | 0 | 0 |
| AGGRAVATED ASSAULT | 04 M | 0 | 0 | 3 | 0 | 1 | 2 | 7 | 7 | 0 | 0 | 0 |
| | F | 0 | 0 | 1 | 0 | 1 | 0 | 2 | 2 | 0 | 0 | 0 |
| BURGLARY | 05 M | 2 | 6 | 54 | 27 | 27 | 28 | 144 | 129 | 10 | 12 | 1 |
| | F | 1 | 0 | 2 | 1 | 1 | 3 | 8 | 8 | 0 | 0 | 0 |
| LARCENY / THEFT | 06 M | 92 | 68 | 176 | 79 | 95 | 41 | 560 | 560 | 0 | 0 | 0 |
| | F | 12 | 35 | 114 | 55 | 48 | 13 | 315 | 315 | 0 | 0 | 0 |
| MOTOR VEHICLE THEFT | 07 M | 2 | 13 | 12 | 12 | 13 | 6 | 57 | 57 | 2 | 4 | 0 |
| | F | 0 | 1 | 1 | 3 | 7 | 8 | 21 | 21 | 2 | 7 | 1 |
| OTHER ASSAULTS | 08 M | 0 | 1 | 3 | 3 | 7 | 10 | 23 | 24 | 2 | 7 | 1 |
| | F | 0 | 0 | 2 | 2 | 0 | 0 | 4 | 4 | 0 | 0 | 0 |
| ARSON | 09 M | 0 | 0 | 0 | 0 | 0 | 0 | 0 | 19 | 0 | 0 | 4 |
| | F | 0 | 0 | 0 | 0 | 0 | 0 | 0 | 0 | 0 | 0 | 0 |
| FORGERY & COUNTERFEITING | 10 M | 0 | 0 | 1 | 0 | 0 | 1 | 2 | 3 | 4 | 0 | 0 |
| | F | 0 | 0 | 0 | 0 | 0 | 0 | 0 | 0 | 0 | 0 | 0 |
| FRAUD | 11 M | 0 | 0 | 0 | 0 | 0 | 0 | 0 | 14 | 4 | 3 | 0 |
| | F | 1 | 0 | 7 | 4 | 1 | 0 | 13 | 13 | 2 | 1 | 0 |
| EMBEZZLEMENT | 12 M | 0 | 0 | 0 | 0 | 0 | 0 | 0 | 5 | 1 | 1 | 0 |
| | F | 0 | 0 | 0 | 0 | 0 | 0 | 0 | 1 | 4 | 1 | 0 |
| STOLEN PROPERTY | 13 M | 0 | 0 | 0 | 0 | 0 | 0 | 0 | 69 | 5 | 6 | 5 |
| | F | 0 | 0 | 0 | 0 | 0 | 0 | 0 | 14 | 69 | 5 | 6 |
| VANDALISM | 14 M | 11 | 5 | 14 | 10 | 20 | 5 | 60 | 60 | 1 | 3 | 0 |
| | F | 0 | 0 | 0 | 0 | 0 | 0 | 0 | 4 | 20 | 1 | 3 |
| WEAPONS | 15 M | 0 | 0 | 0 | 0 | 0 | 0 | 0 | 1 | 7 | 1 | 1 |
| | F | 0 | 0 | 0 | 0 | 0 | 0 | 0 | 0 | 0 | 0 | 0 |
| PROSTITUTION & COMM VICE | 16 M | 0 | 0 | 0 | 0 | 0 | 0 | 0 | 1 | 0 | 1 | 0 |
| | F | 0 | 0 | 0 | 0 | 0 | 0 | 0 | 0 | 0 | 0 | 0 |
| SEX OFFENSES | 17 M | 0 | 0 | 0 | 0 | 0 | 0 | 0 | 1 | 0 | 1 | 0 |
| | F | 0 | 0 | 0 | 0 | 0 | 0 | 0 | 0 | 0 | 0 | 0 |
| SALE - OPIUM, COCAINE, ETC. | 18a M | 0 | 0 | 0 | 0 | 0 | 0 | 0 | 2 | 0 | 0 | 0 |
| | F | 0 | 0 | 0 | 0 | 0 | 0 | 0 | 0 | 0 | 0 | 0 |
| SALE - MARIJUANA | 18b M | 0 | 0 | 0 | 0 | 0 | 0 | 0 | 4 | 5 | 0 | 0 |
| | F | 0 | 0 | 0 | 0 | 0 | 0 | 0 | 1 | 0 | 0 | 0 |
| SALE - OTHER NON-NARCOTIC | 18c M | 0 | 0 | 0 | 0 | 0 | 0 | 0 | 2 | 4 | 0 | 0 |
| | F | 0 | 0 | 0 | 0 | 0 | 0 | 0 | 0 | 0 | 0 | 0 |
| POSS - OPIUM, COCAINE, ETC. | 18d M | 0 | 1 | 1 | 1 | 1 | 1 | 5 | 132 | 15 | 13 | 0 |
| | F | 0 | 0 | 0 | 0 | 0 | 0 | 0 | 17 | 50 | 15 | 13 |
| POSS - MARIJUANA | 18e M | 2 | 8 | 32 | 30 | 33 | 27 | 132 | 154 | 15 | 13 | 0 |
| | F | 1 | 13 | 10 | 17 | 8 | 0 | 50 | 0 | 0 | 0 | 0 |
| POSS - SYNTHETIC DRUGS | 18f M | 0 | 0 | 0 | 0 | 0 | 0 | 0 | 0 | 0 | 0 | 1 |
| | F | 0 | 0 | 0 | 0 | 0 | 0 | 0 | 1 | 5 | 0 | 0 |
| POSS - OTHER NON-NARCOTIC | 18g M | 0 | 0 | 0 | 0 | 0 | 0 | 0 | 1 | 0 | 0 | 0 |
| | F | 0 | 0 | 0 | 0 | 0 | 0 | 0 | 0 | 0 | 0 | 0 |
| GAMBLING | 19 M | 0 | 0 | 0 | 0 | 0 | 0 | 0 | 0 | 0 | 0 | 0 |
| | F | 0 | 0 | 0 | 0 | 0 | 0 | 0 | 0 | 0 | 0 | 0 |
| OFFENSES AGAINST FAMILY | 20 M | 0 | 0 | 0 | 0 | 0 | 0 | 0 | 0 | 0 | 0 | 0 |
| | F | 0 | 0 | 0 | 0 | 0 | 0 | 0 | 0 | 0 | 0 | 0 |
| DRIVING UNDER THE INFLUENCE | 21 M | 17 | 20 | 25 | 23 | 21 | 27 | 26 | 90 | 61 | 37 | 21 |
| | F | 4 | 2 | 1 | 0 | 2 | 3 | 1 | 13 | 9 | 12 | 5 |
| LIQUOR LAWS | 22 M | 2 | 1 | 0 | 0 | 0 | 0 | 0 | 2 | 0 | 0 | 0 |
| | F | 1 | 0 | 0 | 0 | 0 | 0 | 0 | 0 | 0 | 0 | 0 |
| DRUNKENNESS | 23 M | 5 | 3 | 5 | 9 | 5 | 7 | 14 | 31 | 18 | 11 | 10 |
| | F | 1 | 0 | 1 | 2 | 3 | 1 | 2 | 6 | 5 | 3 | 2 |
| DISORDERLY CONDUCT | 24 M | 23 | 21 | 28 | 19 | 23 | 22 | 12 | 77 | 34 | 33 | 17 |
| | F | 2 | 4 | 5 | 4 | 8 | 3 | 8 | 20 | 8 | 7 | 0 |
| ALL OTHER OFFENSES | 25 M | 6 | 12 | 13 | 11 | 10 | 14 | 16 | 49 | 41 | 21 | 16 |
| | F | 2 | 2 | 1 | 2 | 0 | 2 | 0 | 5 | 5 | 1 | 1 |
| TOTALS | | 130 | 161 | 559 | 340 | 427 | 380 | 1997 | 1612 | 130 | 232 | 23 |

AGE, SEX AND RACE OF PERSONS ARRESTED
18 YEARS OF AGE AND OVER
ANCHORAGE POLICE DEPARTMENT
1979

-83-

| | | 18 | 19 | 20 | 21 | 22 | 23 | 24 | 25-29 | 30-34 | 35-39 | 40-44 | 45-49 | 50-54 | 55-59 | 60+ | TOTAL | WHITE | BLACK | IND | ALL OTHERS | |
|-----------------------------|-------|----|----|----|----|----|----|----|-------|-------|-------|-------|-------|-------|-------|-----|-------|-------|-------|-----|---------------|----|
| MURDER / NONNEG MANSL. | 01a M | 1 | 0 | 1 | 0 | 0 | 0 | 0 | 3 | 0 | 1 | 1 | 0 | 1 | 0 | 0 | 8 | 8 | 5 | 1 | 1 | 1 |
| | F | 0 | 0 | 0 | 0 | 0 | 0 | 0 | 0 | 0 | 0 | 0 | 0 | 0 | 0 | 0 | 0 | 0 | 0 | 0 | 0 | 0 |
| MANSLAUGHTER BY NEGLIGENCE | 01b M | 0 | 1 | 0 | 0 | 0 | 0 | 0 | 0 | 0 | 0 | 0 | 0 | 0 | 0 | 0 | 1 | 1 | 1 | 0 | 0 | 0 |
| | F | 0 | 0 | 0 | 0 | 0 | 0 | 0 | 0 | 0 | 0 | 0 | 0 | 0 | 0 | 0 | 0 | 0 | 0 | 0 | 0 | 0 |
| FORCIBLE RAPE | 02 M | 0 | 2 | 0 | 1 | 0 | 1 | 1 | 1 | 6 | 1 | 3 | 0 | 0 | 0 | 0 | 16 | 16 | 4 | 5 | 7 | 0 |
| | F | 0 | 0 | 0 | 0 | 0 | 0 | 0 | 0 | 0 | 0 | 0 | 0 | 0 | 0 | 0 | 0 | 0 | 0 | 0 | 0 | 0 |
| ROBBERY | 03 M | 7 | 2 | 9 | 5 | 5 | 4 | 4 | 12 | 5 | 2 | 0 | 0 | 1 | 0 | 0 | 54 | 54 | 33 | 20 | 8 | 0 |
| | F | 0 | 2 | 0 | 0 | 0 | 0 | 0 | 0 | 0 | 0 | 0 | 0 | 0 | 0 | 0 | 0 | 0 | 0 | 0 | 0 | 0 |
| AGGRAVATED ASSAULT | 04 M | 1 | 2 | 6 | 1 | 1 | 4 | 2 | 12 | 9 | 1 | 8 | 0 | 1 | 1 | 2 | 51 | 51 | 32 | 18 | 10 | 0 |
| | F | 0 | 0 | 0 | 0 | 0 | 1 | 2 | 0 | 4 | 0 | 1 | 0 | 0 | 1 | 0 | 9 | 9 | 0 | 0 | 0 | 0 |
| BURGLARY | 05 M | 14 | 12 | 11 | 6 | 5 | 2 | 3 | 8 | 4 | 7 | 1 | 0 | 2 | 0 | 0 | 77 | 77 | 50 | 15 | 17 | 1 |
| | F | 1 | 0 | 0 | 0 | 0 | 0 | 0 | 0 | 1 | 0 | 0 | 0 | 0 | 0 | 0 | 2 | 2 | 0 | 0 | 0 | 0 |
| LARCENY / THEFT | 06 M | 32 | 31 | 23 | 13 | 16 | 9 | 10 | 54 | 32 | 22 | 19 | 14 | 4 | 2 | 4 | 285 | 285 | 204 | 20 | 113 | 8 |
| | F | 10 | 4 | 5 | 3 | 3 | 1 | 5 | 16 | 7 | 4 | 3 | 1 | 0 | 0 | 0 | 60 | 60 | 36 | 17 | 3 | 18 |
| MOTOR VEHICLE THEFT | 07 M | 7 | 8 | 5 | 3 | 0 | 0 | 0 | 1 | 0 | 0 | 0 | 0 | 0 | 0 | 0 | 3 | 3 | 1 | 3 | 18 | 1 |
| | F | 0 | 1 | 0 | 0 | 0 | 0 | 0 | 0 | 0 | 0 | 0 | 0 | 0 | 0 | 0 | 0 | 0 | 0 | 0 | 0 | 0 |
| OTHER ASSAULTS | 08 M | 6 | 9 | 12 | 9 | 18 | 9 | 15 | 63 | 35 | 24 | 11 | 12 | 4 | 1 | 5 | 235 | 235 | 155 | 37 | 77 | 3 |
| | F | 2 | 1 | 3 | 3 | 2 | 3 | 1 | 8 | 6 | 3 | 1 | 4 | 0 | 0 | 0 | 37 | 37 | 15 | 3 | 7 | 3 |
| ARSON | 09 M | 1 | 0 | 1 | 0 | 0 | 0 | 0 | 1 | 0 | 1 | 0 | 0 | 1 | 0 | 0 | 5 | 5 | 4 | 0 | 2 | 0 |
| | F | 1 | 0 | 0 | 0 | 0 | 0 | 0 | 0 | 0 | 0 | 0 | 0 | 0 | 0 | 0 | 0 | 0 | 0 | 0 | 0 | 0 |
| FORGERY & COUNTERFEITING | 10 M | 1 | 1 | 2 | 0 | 0 | 0 | 0 | 3 | 1 | 0 | 0 | 0 | 0 | 0 | 0 | 8 | 8 | 6 | 3 | 1 | 0 |
| | F | 1 | 0 | 0 | 0 | 0 | 0 | 0 | 0 | 1 | 0 | 0 | 0 | 0 | 0 | 0 | 2 | 2 | 0 | 0 | 0 | 0 |
| FRAUD | 11 M | 4 | 4 | 1 | 5 | 2 | 1 | 6 | 23 | 14 | 8 | 4 | 6 | 4 | 4 | 1 | 91 | 91 | 42 | 9 | 78 | 1 |
| | F | 1 | 1 | 0 | 1 | 4 | 2 | 1 | 4 | 14 | 1 | 2 | 3 | 2 | 1 | 0 | 39 | 39 | 2 | 0 | 0 | 0 |
| EMBEZZLEMENT | 12 M | 4 | 1 | 0 | 1 | 0 | 0 | 0 | 1 | 0 | 0 | 0 | 0 | 0 | 0 | 0 | 8 | 8 | 7 | 1 | 0 | 1 |
| | F | 1 | 0 | 0 | 0 | 0 | 0 | 0 | 0 | 0 | 0 | 0 | 0 | 0 | 0 | 0 | 1 | 1 | 0 | 0 | 0 | 0 |
| STOLEN PROPERTY | 13 M | 2 | 0 | 3 | 1 | 1 | 0 | 0 | 2 | 0 | 0 | 0 | 0 | 0 | 0 | 0 | 9 | 9 | 8 | 1 | 0 | 0 |
| | F | 0 | 0 | 0 | 0 | 0 | 0 | 0 | 0 | 0 | 0 | 0 | 0 | 0 | 0 | 0 | 0 | 0 | 0 | 0 | 0 | 0 |
| VANDALISM | 14 M | 9 | 10 | 9 | 4 | 2 | 6 | 2 | 18 | 10 | 3 | 1 | 2 | 1 | 0 | 0 | 77 | 77 | 46 | 11 | 30 | 2 |
| | F | 1 | 3 | 0 | 1 | 0 | 2 | 0 | 2 | 1 | 0 | 1 | 1 | 0 | 0 | 0 | 12 | 12 | 6 | 1 | 0 | 0 |
| WEAPONS | 15 M | 4 | 1 | 4 | 4 | 3 | 6 | 1 | 9 | 5 | 7 | 5 | 2 | 0 | 1 | 0 | 52 | 52 | 40 | 10 | 6 | 2 |
| | F | 0 | 1 | 2 | 0 | 0 | 0 | 0 | 3 | 0 | 0 | 0 | 0 | 0 | 0 | 0 | 6 | 6 | 0 | 0 | 0 | 0 |
| PROSTITUTION & COMM VICE | 16 M | 1 | 0 | 2 | 0 | 0 | 0 | 0 | 1 | 0 | 1 | 0 | 0 | 0 | 0 | 0 | 7 | 7 | 3 | 2 | 1 | 0 |
| | F | 3 | 2 | 4 | 1 | 2 | 8 | 5 | 5 | 0 | 3 | 0 | 0 | 0 | 0 | 0 | 33 | 33 | 20 | 16 | 3 | 1 |
| SEX OFFENSES | 17 M | 0 | 0 | 0 | 0 | 0 | 0 | 0 | 0 | 5 | 1 | 3 | 0 | 1 | 0 | 0 | 11 | 11 | 8 | 0 | 2 | 1 |
| | F | 0 | 0 | 0 | 0 | 0 | 0 | 0 | 0 | 0 | 0 | 0 | 0 | 0 | 0 | 0 | 0 | 0 | 0 | 0 | 0 | 0 |
| SALE - OPIUM, COCAINE, ETC. | 18a M | 0 | 0 | 0 | 1 | 1 | 0 | 1 | 3 | 0 | 1 | 1 | 1 | 0 | 0 | 0 | 9 | 9 | 7 | 5 | 0 | 0 |
| | F | 0 | 0 | 0 | 0 | 0 | 0 | 0 | 0 | 0 | 0 | 0 | 0 | 0 | 0 | 0 | 0 | 0 | 0 | 0 | 0 | 0 |
| SALE - MARIJUANA | 18b M | 1 | 0 | 0 | 0 | 0 | 0 | 0 | 0 | 0 | 0 | 0 | 0 | 0 | 0 | 0 | 1 | 1 | 1 | 0 | 0 | 0 |
| | F | 0 | 0 | 0 | 0 | 0 | 0 | 0 | 0 | 0 | 0 | 0 | 0 | 0 | 0 | 0 | 0 | 0 | 0 | 0 | 0 | 0 |
| SALE - OTHER NON-NARCOTIC | 18c M | 0 | 0 | 0 | 0 | 0 | 0 | 0 | 0 | 0 | 0 | 0 | 0 | 0 | 0 | 0 | 0 | 0 | 0 | 0 | 0 | 0 |
| | F | 1 | 0 | 0 | 0 | 0 | 0 | 0 | 0 | 0 | 0 | 0 | 0 | 0 | 0 | 0 | 1 | 1 | 0 | 0 | 0 | 0 |
| POSS - OPIUM, COCAINE, ETC. | 18d M | 0 | 1 | 0 | 1 | 1 | 0 | 3 | 3 | 1 | 1 | 1 | 0 | 0 | 0 | 0 | 11 | 11 | 8 | 2 | 3 | 0 |
| | F | 0 | 0 | 0 | 1 | 1 | 0 | 0 | 0 | 0 | 0 | 0 | 0 | 0 | 0 | 0 | 2 | 2 | 0 | 0 | 0 | 0 |
| POSS - MARIJUANA | 18e M | 4 | 3 | 2 | 1 | 1 | 1 | 3 | 3 | 2 | 2 | 0</ | | | | | | | | | | |

RETURN A-MONTHLY RETURN OF OFFENSES KNOWN TO THE POLICE
BETHEL POLICE DEPARTMENT
1979

| OFFENSES | OFFENSES REPORTED | UNFOUNDED | ACTUAL OFFENSES | OFFENSES CLEARED | CLEARANCES |
|-----------------------------|-------------------|-----------|-----------------|-----------------------------------|------------------------------------|
| | | | | BY ARREST OR EXCEPTIONAL MEANS | INVOLVING ONLY PERSONS UNDER 18 |
| MURDER | 3 | 3 | 0 | 0 | 0 |
| MANSLAUGHTER BY NEGLIGENCE | 0 | 0 | 0 | 0 | 0 |
| FORCIBLE RAPE | 26 | 4 | 22 | 11 | 1 |
| ACTUAL RAPE | 13 | 1 | 12 | 7 | 0 |
| ATTEMPTED RAPE | 13 | 3 | 10 | 4 | 1 |
| ROBBERY TOTALS | 1 | 0 | 1 | 1 | 0 |
| FIREARM | 0 | 0 | 0 | 0 | 0 |
| KNIFE OR CUTTING INSTRUMENT | 0 | 0 | 0 | 0 | 0 |
| OTHER DANGEROUS WEAPON | 0 | 0 | 0 | 0 | 0 |
| STRONG-ARM | 1 | 0 | 1 | 0 | 0 |
| ASSAULT TOTALS | 119 | 31 | 88 | 42 | 6 |
| FIREARM | 3 | 0 | 3 | 3 | 1 |
| KNIFE OR CUTTING INSTRUMENT | 6 | 2 | 4 | 2 | 0 |
| OTHER DANGEROUS WEAPON | 5 | 1 | 4 | 2 | 0 |
| HANDS, FISTS, FEET, ETC. | 96 | 23 | 73 | 33 | 3 |
| OTHER ASSAULTS-SIMPLE | 9 | 5 | 4 | 2 | 0 |
| SURGLARY TOTALS | 145 | 17 | 128 | 20 | 4 |
| FORCIBLE ENTRY | 56 | 2 | 54 | 6 | 3 |
| UNLAWFUL ENTRY-NO FORCE | 73 | 12 | 61 | 10 | 4 |
| ATTEMPTED FORCIBLE ENTRY | 16 | 3 | 13 | 4 | 0 |
| LARCENY-THEFT | 235 | 13 | 222 | 67 | 8 |
| MOTOR VEHICLE THEFT TOTALS | 117 | 5 | 112 | 10 | 4 |
| AUTOS | 22 | 1 | 21 | 2 | 1 |
| TRUCKS AND BUSES | 8 | 0 | 8 | 1 | 0 |
| OTHER VEHICLES | 87 | 4 | 83 | 4 | 3 |
| GRAND TOTAL | 646 | 73 | 573 | 151 | 23 |

OFFICERS KILLED OR ASSAULTED
KILLED-FELONY 0 KILLED-ACCIDENT 0 ASSAULTED 5

PROPERTY STOLEN BY CLASSIFICATION
BETHEL POLICE DEPARTMENT
1979

| | ACTUAL OFFENSES | PROPERTY STOLEN |
|----------------------------|--------------------|--------------------|
| MURDER | 0 | \$ 0 |
| FORCIBLE RAPE | 22 | \$ 0 |
| ROBBERY | | |
| HIGHWAY (STREETS & ALLEYS) | 1 | \$ 580 |
| COMMERCIAL HOUSE | 0 | \$ 0 |
| GAS OR SERVICE STATION | 0 | \$ 0 |
| CHAIN STORE | 0 | \$ 0 |
| RESIDENCE | 0 | \$ 0 |
| BANK | 0 | \$ 0 |
| MISCELLANEOUS | 0 | \$ 0 |
| TOTAL ROBBERY | 1 | \$ 580 |
| SURGLARY | | |
| RESIDENCE-NIGHT | 61 | \$ 6814 |
| RESIDENCE-DAY | 16 | \$ 1359 |
| RESIDENCE-UNKNOWN | 3 | \$ 200 |
| NONRESIDENCE-NIGHT | 37 | \$ 30312 |
| NONRESIDENCE-DAY | 9 | \$ 2870 |
| NONRESIDENCE-UNKNOWN | 2 | \$ 0 |
| TOTAL SURGLARY | 128 | \$ 41555 |
| LARCENY-THEFT | | |
| \$200 AND OVER | 56 | \$ 36043 |
| \$50 TO \$200 | 94 | \$ 10480 |
| UNDER \$50 | 72 | \$ 899 |
| TOTAL LARCENY | 222 | \$ 48222 |
| MV-THEFT | 112 | \$ 220635 |
| GRAND TOTAL | 485 | \$ 310992 |

6X. NATURE OF LARCENIES

| | | PROPERTY STOLEN |
|-----------------------------|-----|--------------------|
| POCKET-PICKING | 35 | \$ 14615 |
| PURSE-SNATCHING | 12 | \$ 3034 |
| SHOPLIFTING | 31 | \$ 519 |
| FROM MOTOR VEHICLES | 8 | \$ 2295 |
| MV-PARTS & ACCESSORIES | 12 | \$ 5239 |
| BICYCLES | 44 | \$ 5883 |
| FROM BUILDINGS | 27 | \$ 4723 |
| FROM COIN-OPERATED MACHINES | 1 | \$ 0 |
| ALL OTHER | 56 | \$ 11914 |
| TOTAL LARCENIES | 222 | \$ 48222 |

7X. MOTOR VEHICLES RECOVERED
(C) TOTAL LOCALLY STOLEN MV RECOVERED 67

PROPERTY BY TYPE AND VALUE
BETHEL POLICE DEPARTMENT
1979

| | PROPERTY STOLEN | PROPERTY RECOVERED |
|---------------------------|--------------------|-----------------------|
| CURRENCY, NOTES, ETC. | \$ 28010 | \$ 21757 |
| JEWELRY & PRECIOUS METALS | \$ 500 | \$ 0 |
| CLIPPING AND PAPER | \$ 1200 | \$ 770 |
| STEEL MOTOR VEHICLES | \$ 220635 | \$ 148950 |
| OFFICE EQUIPMENT | \$ 250 | \$ 0 |
| TV'S, RADIOS, STEREO'S | \$ 2687 | \$ 331 |
| FIREARMS | \$ 700 | \$ 1000 |
| HOUSEHOLD GOODS | \$ 227 | \$ 140 |
| CONSUMABLE GOODS | \$ 1042 | \$ 341 |
| LIVESTOCK | \$ 0 | \$ 0 |
| MISCELLANEOUS | \$ 15292 | \$ 4085 |
| TOTAL | \$ 310992 | \$ 177388 |

AGE, SEX AND RACE OF PERSONS ARRESTED
UNDER 18 YEARS OF AGE
BETHEL POLICE DEPARTMENT
1979

| | | | AGE | | | | | TOTAL UNDER 18 | WHITE | BLACK | INDIAN | ALL OTHERS | |
|-----------------------------|-----|---|--------------------|-------|-------|----|----|----------------------|-------|-------|--------|---------------|-----|
| | | | 10 and UNDER | 11-12 | 13-14 | 15 | 16 | | | | | | 17 |
| FORCIBLE RAPE | 02 | M | 0 | 0 | 0 | 1 | 1 | 0 | 2 | 0 | 0 | 0 | 2 |
| AGGRAVATED ASSAULT | 04 | M | 0 | 0 | 0 | 1 | 0 | 0 | 1 | 0 | 0 | 0 | 1 |
| BURGLARY | 05 | M | 0 | 2 | 1 | 1 | 2 | 0 | 6 | 0 | 0 | 0 | 6 |
| LARCENY / THEFT | 06 | M | 0 | 0 | 0 | 2 | 0 | 0 | 2 | 0 | 0 | 0 | 2 |
| MOTOR VEHICLE THEFT | 07 | M | 0 | 0 | 0 | 1 | 0 | 1 | 2 | 1 | 0 | 0 | 4 |
| VANDALISM | 14 | M | 1 | 0 | 0 | 0 | 0 | 0 | 1 | 0 | 0 | 0 | 1 |
| WEAPONS | 15 | M | 0 | 0 | 0 | 0 | 0 | 0 | 0 | 0 | 0 | 0 | 0 |
| SALE - MARIJUANA | 18b | M | 0 | 0 | 0 | 0 | 0 | 0 | 0 | 0 | 0 | 0 | 0 |
| POSS - MARIJUANA | 18f | M | 0 | 0 | 0 | 0 | 0 | 0 | 0 | 0 | 0 | 0 | 0 |
| POSS - SYNTHETIC DRUGS | 18s | M | 0 | 0 | 0 | 0 | 0 | 0 | 0 | 0 | 0 | 0 | 0 |
| DRIVING UNDER THE INFLUENCE | 21 | M | 0 | 0 | 0 | 0 | 0 | 0 | 0 | 0 | 0 | 0 | 0 |
| LIQUOR LAWS | 22 | M | 0 | 0 | 0 | 0 | 0 | 0 | 0 | 0 | 0 | 0 | 0 |
| DISORDERLY CONDUCT | 24 | M | 0 | 1 | 2 | 8 | 22 | 15 | 48 | 4 | 0 | 0 | 125 |
| ALL OTHER OFFENSES | 26 | M | 0 | 0 | 0 | 0 | 1 | 0 | 1 | 0 | 0 | 0 | 2 |
| SUSPICION | 27 | M | 0 | 0 | 0 | 0 | 2 | 1 | 3 | 0 | 0 | 0 | 17 |
| CURFEW | 28 | M | 3 | 0 | 0 | 0 | 0 | 0 | 0 | 0 | 0 | 0 | 2 |
| RUNAWAY | 29 | M | 1 | 2 | 5 | 15 | 17 | 12 | 52 | 6 | 0 | 0 | 67 |
| TOTALS | | | 5 | 5 | 26 | 56 | 95 | 80 | 267 | 13 | 0 | 0 | 254 |

AGE, SEX AND RACE OF PERSONS ARRESTED
18 YEARS OF AGE AND OVER
BETHEL POLICE DEPARTMENT
1979

| | | | AGE | | | | | | | | | | | TOTAL | BLACK | IND | ALL OTHERS | | | | | | |
|-----------------------------|-----|---|-----|----|----|----|----|----|----|-------|-------|-------|-------|-------|-------|-----|---------------|-------|-------|-------|-----|-----|----|
| | | | 18 | 19 | 20 | 21 | 22 | 23 | 24 | 25-29 | 30-34 | 35-39 | 40-44 | | | | | 45-49 | 50-54 | 55-59 | 60+ | | |
| FORCIBLE RAPE | 02 | M | 0 | 1 | 0 | 1 | 1 | 1 | 0 | 4 | 0 | 0 | 0 | 0 | 0 | 0 | 0 | 8 | 0 | 0 | 0 | 7 | |
| ROBBERY | 03 | M | 0 | 0 | 0 | 0 | 0 | 0 | 0 | 0 | 0 | 0 | 0 | 0 | 0 | 0 | 0 | 0 | 0 | 0 | 0 | 0 | 2 |
| AGGRAVATED ASSAULT | 04 | M | 1 | 0 | 2 | 2 | 1 | 1 | 1 | 8 | 3 | 2 | 1 | 0 | 0 | 0 | 0 | 0 | 0 | 0 | 0 | 0 | 2 |
| BURGLARY | 05 | M | 1 | 1 | 1 | 5 | 3 | 1 | 1 | 3 | 0 | 1 | 0 | 0 | 0 | 0 | 0 | 0 | 0 | 0 | 0 | 0 | 24 |
| LARCENY / THEFT | 06 | M | 0 | 0 | 1 | 0 | 0 | 0 | 0 | 0 | 0 | 0 | 0 | 0 | 0 | 0 | 0 | 0 | 0 | 0 | 0 | 0 | 16 |
| MOTOR VEHICLE THEFT | 07 | M | 0 | 0 | 0 | 1 | 1 | 1 | 1 | 5 | 2 | 3 | 0 | 0 | 0 | 0 | 0 | 0 | 0 | 0 | 0 | 0 | 21 |
| OTHER ASSAULTS | 08 | M | 0 | 0 | 0 | 0 | 0 | 0 | 0 | 0 | 0 | 0 | 0 | 0 | 0 | 0 | 0 | 0 | 0 | 0 | 0 | 0 | 5 |
| FRAUD | 11 | M | 0 | 0 | 0 | 0 | 0 | 0 | 0 | 0 | 0 | 0 | 0 | 0 | 0 | 0 | 0 | 0 | 0 | 0 | 0 | 0 | 2 |
| VANDALISM | 14 | M | 0 | 2 | 0 | 0 | 0 | 0 | 0 | 1 | 2 | 0 | 0 | 0 | 0 | 0 | 0 | 0 | 0 | 0 | 0 | 0 | 12 |
| WEAPONS | 15 | M | 1 | 1 | 1 | 0 | 0 | 0 | 0 | 0 | 0 | 0 | 0 | 0 | 0 | 0 | 0 | 0 | 0 | 0 | 0 | 0 | 11 |
| SEX OFFENSES | 17 | M | 0 | 0 | 0 | 0 | 0 | 1 | 0 | 0 | 0 | 0 | 0 | 0 | 0 | 0 | 0 | 0 | 0 | 0 | 0 | 0 | 11 |
| SALE - MARIJUANA | 18b | M | 0 | 0 | 0 | 0 | 0 | 0 | 0 | 0 | 0 | 0 | 0 | 0 | 0 | 0 | 0 | 0 | 0 | 0 | 0 | 0 | 1 |
| POSS - MARIJUANA | 18f | M | 0 | 0 | 0 | 0 | 0 | 0 | 0 | 0 | 0 | 0 | 0 | 0 | 0 | 0 | 0 | 0 | 0 | 0 | 0 | 0 | 4 |
| POSS - SYNTHETIC DRUGS | 18s | M | 0 | 0 | 0 | 0 | 0 | 0 | 0 | 0 | 0 | 0 | 0 | 0 | 0 | 0 | 0 | 0 | 0 | 0 | 0 | 0 | 3 |
| DRIVING UNDER THE INFLUENCE | 21 | M | 0 | 0 | 0 | 0 | 0 | 0 | 0 | 0 | 0 | 0 | 0 | 0 | 0 | 0 | 0 | 0 | 0 | 0 | 0 | 0 | 0 |
| LIQUOR LAWS | 22 | M | 8 | 15 | 29 | 36 | 21 | 21 | 45 | 159 | 88 | 78 | 76 | 66 | 23 | 19 | 10 | 693 | 3 | 10 | 0 | 0 | 36 |
| DISORDERLY CONDUCT | 24 | M | 0 | 1 | 2 | 5 | 1 | 1 | 1 | 7 | 4 | 3 | 1 | 0 | 0 | 0 | 0 | 0 | 0 | 0 | 0 | 0 | 37 |
| VAGRANCY | 25 | M | 0 | 0 | 0 | 0 | 0 | 0 | 0 | 1 | 0 | 0 | 0 | 0 | 0 | 0 | 0 | 0 | 0 | 0 | 0 | 0 | 22 |
| ALL OTHER OFFENSES | 26 | M | 3 | 1 | 2 | 3 | 1 | 2 | 1 | 13 | 2 | 1 | 1 | 1 | 0 | 0 | 0 | 0 | 0 | 0 | 0 | 0 | 1 |
| TOTALS | | | 19 | 28 | 50 | 64 | 32 | 34 | 55 | 236 | 113 | 101 | 89 | 76 | 24 | 22 | 12 | 955 | 53 | 3 | 0 | 099 | |

RETURN A-MONTHLY RETURN OF OFFENSES KNOWN TO THE POLICE
CORDOVA POLICE DEPARTMENT (JAN. DATA MISSING)
1979

| OFFENSES | OFFENSES REPORTED | UNFOUNDED | ACTUAL OFFENSES | OFFENSES CLEARED BY ARREST OR EXCEPTIONAL MEANS | CLEARANCES INVOLVING ONLY PERSONS UNDER 18 |
|-----------------------------|-------------------|-----------|-----------------|---|--|
| MURDER | 0 | 0 | 0 | 0 | 0 |
| MANSLAUGHTER BY NEGLIGENCE | 0 | 0 | 0 | 0 | 0 |
| FORCIBLE RAPE | 1 | 1 | 0 | 0 | 0 |
| ACTUAL RAPE | 1 | 0 | 0 | 0 | 0 |
| ATTEMPTED RAPE | 0 | 0 | 0 | 0 | 0 |
| ROBBERY TOTALS | 0 | 0 | 0 | 0 | 0 |
| FIREARM | 0 | 0 | 0 | 0 | 0 |
| KNIFE OR CUTTING INSTRUMENT | 0 | 0 | 0 | 0 | 0 |
| OTHER DANGEROUS WEAPON | 0 | 0 | 0 | 0 | 0 |
| STRONG-ARM | 0 | 4 | 16 | 12 | 0 |
| ASSAULT TOTALS | 20 | 0 | 1 | 1 | 0 |
| FIREARM | 1 | 0 | 2 | 2 | 0 |
| KNIFE OR CUTTING INSTRUMENT | 2 | 1 | 0 | 0 | 0 |
| OTHER DANGEROUS WEAPON | 1 | 1 | 2 | 2 | 0 |
| HANDS, FISTS, FEET, ETC. | 3 | 2 | 11 | 7 | 0 |
| OTHER ASSAULTS-SIMPLE | 13 | 0 | 14 | 2 | 0 |
| MURGLARY TOTALS | 16 | 0 | 10 | 0 | 0 |
| FORCIBLE ENTRY | 10 | 0 | 6 | 2 | 0 |
| UNLAWFUL ENTRY-NO FORCE | 6 | 0 | 0 | 0 | 0 |
| ATTEMPTED FORCIBLE ENTRY | 0 | 0 | 0 | 2 | 1 |
| LARCENY-THEFT | 86 | 4 | 8 | 2 | 1 |
| MOTOR VEHICLE THEFT TOTALS | 12 | 3 | 7 | 1 | 0 |
| AUTOS | 10 | 0 | 0 | 0 | 1 |
| TRUCKS AND BUSES | 2 | 1 | 1 | 1 | 0 |
| OTHER VEHICLES | 0 | 0 | 0 | 0 | 0 |
| GRAND TOTAL | 135 | 15 | 120 | 18 | 4 |

OFFICERS KILLED OR ASSAULTED 0
KILLED-FELONY 0 KILLED-ACCIDENT 0 ASSAULTED 0

PROPERTY STOLEN BY CLASSIFICATION
CORDOVA POLICE DEPARTMENT (JAN. DATA MISSING)
1979

| ACTUAL OFFENSES | PROPERTY STOLEN |
|----------------------------|-----------------|
| MURDER | \$ 0 |
| FORCIBLE RAPE | \$ 0 |
| ROBBERY | \$ 0 |
| HIGHWAY (STREETS & ALLEYS) | \$ 0 |
| COMMERCIAL HOUSE | \$ 0 |
| GAS OR SERVICE STATION | \$ 0 |
| CHAIN STORE | \$ 0 |
| RESIDENCE | \$ 0 |
| BANK | \$ 0 |
| MISCELLANEOUS | \$ 0 |
| TOTAL ROBBERY | \$ 0 |
| BURGLARY | \$ 700 |
| RESIDENCE-NIGHT | \$ 30 |
| RESIDENCE-DAY | \$ 0 |
| RESIDENCE-UNKNOWN | \$ 766 |
| NONRESIDENCE-NIGHT | \$ 0 |
| NONRESIDENCE-DAY | \$ 0 |
| NONRESIDENCE-UNKNOWN | \$ 1496 |
| TOTAL BURGLARY | \$ 16 |
| LARCENY-THEFT | \$ 26029 |
| \$200 AND OVER | \$ 2095 |
| \$50 TO \$200 | \$ 540 |
| UNDER \$50 | \$ 28484 |
| TOTAL LARCENY | \$ 16500 |
| MU-THEFT | \$ 46680 |
| GRAND TOTAL | \$ 104 |

| EX. NATURE OF LARCENIES | PROPERTY STOLEN |
|-----------------------------|-----------------|
| ROCKET-PICKING | \$ 43 |
| PURSE-SNATCHING | \$ 0 |
| SHOPLIFTING | \$ 7 |
| FROM MOTOR VEHICLES | \$ 5125 |
| MU-PARTS & ACCESSORIES | \$ 580 |
| BICYCLES | \$ 1570 |
| FROM BUILDINGS | \$ 10172 |
| FROM COIN-OPERATED MACHINES | \$ 1 |
| ALL OTHER | \$ 1187 |
| TOTAL LARCENIES | \$ 28684 |

7X. MOTOR VEHICLES RECOVERED 7
(C) TOTAL LOCALLY STOLEN MU RECOVERED

PROPERTY BY TYPE AND VALUE
CORDOVA POLICE DEPARTMENT (JAN. DATA MISSING)
1979

| PROPERTY STOLEN | PROPERTY RECOVERED |
|---------------------------|--------------------|
| CURRENCY NOTES, ETC. | \$ 1522 |
| JEWELRY & PRECIOUS METALS | \$ 2000 |
| PERSONAL AND MISC. | \$ 107 |
| VEHICLE PARTS | \$ 14500 |
| VEHICLE EQUIPMENT | \$ 0 |
| TV'S, RAJIOS, STEREOS | \$ 3635 |
| FIREARMS | \$ 380 |
| HOUSEHOLD GOODS | \$ 400 |
| DOMESTIC GOODS | \$ 322 |
| LIVESTOCK | \$ 50 |
| MISCELLANEOUS | \$ 17100 |
| TOTAL | \$ 46680 |

AGE, SEX AND RACE OF PERSONS ARRESTED
UNDER 18 YEARS OF AGE
CORDOVA POLICE DEPARTMENT (JAN., MAR., APRIL, MAY, & SEPT. DATA MISSING)
1979

| | | | AGE | | | | | TOTAL UNDER 18 | WHITE | BLACK | INDIAN | ALL OTHERS |
|---------------------|----|---|--------------|-------|-------|----|----|----------------|-------|-------|--------|------------|
| | | | 10 and UNDER | 11-12 | 13-14 | 15 | 16 | | | | | |
| LARCENY / THEFT | 06 | H | 0 | 0 | 1 | 0 | 0 | 1 | | | | |
| MOTOR VEHICLE THEFT | 07 | F | 0 | 1 | 0 | 0 | 0 | 1 | | | | |
| OTHER ASSAULTS | 08 | F | 0 | 0 | 0 | 2 | 2 | 4 | 2 | 0 | 0 | 0 |
| VANDALISM | 14 | F | 0 | 0 | 0 | 0 | 0 | 0 | 3 | 0 | 1 | 0 |
| WEAPONS | 15 | F | 0 | 0 | 1 | 0 | 2 | 3 | 2 | 0 | 0 | 0 |
| POSS - MARIJUANA | 18 | F | 0 | 0 | 0 | 0 | 0 | 1 | 3 | 0 | 0 | 0 |
| LIQUOR LAWS | 22 | F | 0 | 0 | 0 | 0 | 0 | 1 | 1 | 0 | 0 | 0 |
| DISORDERLY CONDUCT | 24 | F | 0 | 0 | 0 | 0 | 1 | 3 | 1 | 0 | 0 | 0 |
| CURFEW | 28 | F | 0 | 0 | 0 | 0 | 0 | 0 | 2 | 1 | 2 | 0 |
| TOTALS | | | 0 | 3 | 6 | 2 | 6 | 7 | 24 | 20 | 1 | 3 |

AGE, SEX AND RACE OF PERSONS ARRESTED
18 YEARS OF AGE AND OVER
CORDOVA POLICE DEPARTMENT (JAN., MAR., APRIL, MAY, & SEPT. DATA MISSING)
1979

| | | | AGE | | | | | | | | | | | TOTAL | WHITE | BLACK | IND | ALL OTHERS | | | | |
|-----------------------------|-----|---|-----|----|----|----|----|----|----|-------|-------|-------|-------|-------|-------|-------|-----|------------|-------|-------|-------|-----|
| | | | 18 | 19 | 20 | 21 | 22 | 23 | 24 | 25-29 | 30-34 | 35-39 | 40-44 | | | | | | 45-49 | 50-54 | 55-59 | 60+ |
| AGGRAVATED ASSAULT | 04 | H | 0 | 0 | 0 | 0 | 0 | 0 | 0 | 0 | 0 | 0 | 0 | 0 | 0 | 0 | 0 | 0 | 0 | 0 | 0 | 0 |
| BURGLARY | 05 | F | 1 | 1 | 0 | 0 | 0 | 0 | 1 | 0 | 0 | 0 | 0 | 0 | 0 | 0 | 0 | 0 | 0 | 0 | 1 | 2 |
| LARCENY / THEFT | 06 | F | 0 | 0 | 0 | 0 | 0 | 0 | 0 | 0 | 0 | 0 | 0 | 0 | 0 | 0 | 0 | 0 | 0 | 0 | 2 | 0 |
| MOTOR VEHICLE THEFT | 07 | F | 0 | 0 | 0 | 0 | 0 | 0 | 0 | 0 | 0 | 0 | 0 | 0 | 0 | 0 | 0 | 0 | 0 | 0 | 2 | 0 |
| OTHER ASSAULTS | 08 | F | 0 | 0 | 0 | 0 | 0 | 0 | 0 | 0 | 0 | 0 | 0 | 0 | 0 | 0 | 0 | 0 | 0 | 0 | 0 | 0 |
| FURGERY & COUNTERFEITING | 10 | F | 0 | 0 | 0 | 0 | 0 | 0 | 0 | 0 | 0 | 0 | 0 | 0 | 0 | 0 | 0 | 0 | 0 | 0 | 0 | 0 |
| VANDALISM | 14 | F | 0 | 0 | 0 | 0 | 0 | 0 | 0 | 0 | 0 | 0 | 0 | 0 | 0 | 0 | 0 | 0 | 0 | 0 | 1 | 0 |
| WEAPONS | 15 | F | 0 | 0 | 0 | 0 | 0 | 0 | 0 | 0 | 0 | 0 | 0 | 0 | 0 | 0 | 0 | 0 | 0 | 0 | 1 | 0 |
| POSS - OPIUM, COCAINE, ETC. | 18e | F | 0 | 0 | 0 | 0 | 0 | 0 | 0 | 0 | 0 | 0 | 0 | 0 | 0 | 0 | 0 | 0 | 0 | 0 | 1 | 0 |
| POSS - OTHER NON-NARCOTIC | 18h | F | 0 | 0 | 0 | 0 | 0 | 0 | 1 | 0 | 0 | 0 | 0 | 0 | 0 | 0 | 0 | 0 | 0 | 0 | 1 | 0 |
| DRIVING UNDER THE INFLUENCE | 21 | F | 0 | 0 | 0 | 0 | 0 | 0 | 0 | 1 | 0 | 0 | 0 | 0 | 0 | 0 | 0 | 0 | 0 | 0 | 2 | 0 |
| LIQUOR LAWS | 22 | F | 0 | 0 | 1 | 4 | 1 | 1 | 1 | 6 | 1 | 4 | 0 | 0 | 0 | 0 | 0 | 0 | 0 | 0 | 1 | 0 |
| DRUNKENNESS | 23 | F | 3 | 0 | 0 | 0 | 0 | 0 | 0 | 2 | 1 | 0 | 0 | 0 | 0 | 0 | 0 | 0 | 0 | 0 | 21 | 0 |
| DISORDERLY CONDUCT | 24 | F | 0 | 0 | 0 | 0 | 0 | 0 | 0 | 0 | 0 | 0 | 0 | 0 | 0 | 0 | 0 | 0 | 0 | 0 | 3 | 1 |
| ALL OTHER OFFENSES | 26 | F | 0 | 0 | 0 | 0 | 0 | 0 | 0 | 0 | 0 | 0 | 0 | 0 | 0 | 0 | 0 | 0 | 0 | 0 | 2 | 0 |
| TOTALS | | | 5 | 1 | 7 | 7 | 3 | 3 | 3 | 8 | 9 | 6 | 1 | 0 | 2 | 0 | 1 | 56 | 41 | 0 | 13 | 2 |

RETURN A-MONTHLY RETURN OF OFFENSES KNOWN TO THE POLICE
FAIRBANKS POLICE DEPARTMENT
1979

| OFFENSES | OFFENSES REPORTED | UNFOUNDED | ACTUAL OFFENSES | OFFENSES CLEARED | CLEARANCES |
|-----------------------------|-------------------|-----------|-----------------|-----------------------------------|------------------------------------|
| | | | | BY ARREST OR EXCEPTIONAL MEANS | INVOLVING ONLY PERSONS UNDER 18 |
| MURDER | 7 | 1 | 6 | 6 | 0 |
| MANSLAUGHTER BY NEGLIGENCE | 0 | 0 | 0 | 0 | 0 |
| FORCIBLE RAPE | 20 | 0 | 20 | 6 | 1 |
| ACTUAL RAPE | 16 | 0 | 16 | 6 | 1 |
| ATTEMPTED RAPE | 4 | 0 | 4 | 0 | 0 |
| ROBBERY TOTALS | 28 | 0 | 28 | 5 | 0 |
| FIREARM | 9 | 0 | 9 | 2 | 0 |
| KNIFE OR CUTTING INSTRUMENT | 2 | 0 | 2 | 0 | 0 |
| OTHER DANGEROUS WEAPON | 3 | 0 | 3 | 1 | 0 |
| STRONG-ARM | 14 | 0 | 14 | 2 | 0 |
| ASSAULT TOTALS | 249 | 1 | 248 | 132 | 6 |
| FIREARM | 23 | 1 | 22 | 14 | 0 |
| KNIFE OR CUTTING INSTRUMENT | 18 | 0 | 18 | 9 | 0 |
| OTHER DANGEROUS WEAPON | 7 | 0 | 7 | 3 | 0 |
| HANDS, FISTS, FEET, ETC. | 12 | 0 | 12 | 6 | 1 |
| OTHER ASSAULTS-SIMPLE | 189 | 0 | 189 | 100 | 5 |
| BURGLARY TOTALS | 332 | 0 | 332 | 30 | 5 |
| FORCIBLE ENTRY | 185 | 0 | 185 | 16 | 2 |
| UNLAWFUL ENTRY-NO FORCE | 133 | 0 | 133 | 13 | 3 |
| ATTEMPTED FORCIBLE ENTRY | 14 | 0 | 14 | 1 | 0 |
| LARCENY-THEFT | 1560 | 6 | 1554 | 442 | 174 |
| MOTOR VEHICLE THEFT TOTALS | 256 | 39 | 227 | 16 | 7 |
| AUTOS | 134 | 19 | 115 | 11 | 6 |
| TRUCKS AND BUSES | 73 | 10 | 63 | 3 | 1 |
| OTHER VEHICLES | 49 | 0 | 49 | 2 | 0 |
| GRAND TOTAL | 2452 | 37 | 2415 | 637 | 195 |

OFFICERS KILLED OR ASSAULTED
KILLED-FELONY 0 KILLED-ACCIDENT 0 ASSAULTED 19

PROPERTY STOLEN BY CLASSIFICATION
FAIRBANKS POLICE DEPARTMENT
1979

| ACTUAL OFFENSES | PROPERTY STOLEN |
|----------------------------|-----------------|
| MURDER | \$ 0 |
| FORCIBLE RAPE | \$ 40 |
| ROBBERY | \$ 1624 |
| HIGHWAY (STREETS & ALLEYS) | \$ 7643 |
| COMMERCIAL HOUSE | \$ 485 |
| GAS OR SERVICE STATION | \$ 6913 |
| CHAIN STORE | \$ 860 |
| RESIDENCE | \$ 2506 |
| BANK | \$ 107 |
| MISCELLANEOUS | \$ 20138 |
| TOTAL ROBBERY | \$ 20138 |
| BURGLARY | \$ 35684 |
| RESIDENCE-NIGHT | \$ 32790 |
| RESIDENCE-DAY | \$ 70447 |
| RESIDENCE-UNKNOWN | \$ 42574 |
| NONRESIDENCE-NIGHT | \$ 4736 |
| NONRESIDENCE-DAY | \$ 51343 |
| NONRESIDENCE-UNKNOWN | \$ 237564 |
| TOTAL BURGLARY | \$ 423939 |
| LARCENY-THEFT | \$ 56199 |
| \$200 AND OVER | \$ 7361 |
| \$50 TO \$200 | \$ 487499 |
| UNDER \$50 | \$ 506045 |
| TOTAL LARCENY | \$ 1251296 |
| MV-THEFT | \$ 1251296 |
| GRAND TOTAL | \$ 1251296 |

6X. NATURE OF LARCENIES

| | |
|-----------------------------|-----------|
| POCKET-PICKING | \$ 0 |
| PURSE-SNATCHING | \$ 1132 |
| SHOPLIFTING | \$ 7723 |
| FROM MOTOR VEHICLES | \$ 148941 |
| MV-PARTS & ACCESSORIES | \$ 10582 |
| BICYCLES | \$ 33717 |
| FROM BUILDINGS | \$ 150042 |
| FROM COIN-OPERATED MACHINES | \$ 0 |
| ALL OTHER | \$ 135362 |
| TOTAL LARCENIES | \$ 487499 |

7X. MOTOR VEHICLES RECOVERED
(C) TOTAL LOCALLY STOLEN MV RECOVERED 140

PROPERTY BY TYPE AND VALUE
FAIRBANKS POLICE DEPARTMENT
1979

| PROPERTY STOLEN | PROPERTY RECOVERED |
|---------------------------|--------------------|
| CURRENCY, NOTES, ETC. | \$ 3124 |
| JEWELRY & PRECIOUS METALS | \$ 13050 |
| CLOTHING AND FURS | \$ 4414 |
| STOLEN MOTOR VEHICLES | \$ 252100 |
| OFFICE EQUIPMENT | \$ 60 |
| TV'S, RADIOS, STEREO'S | \$ 2227 |
| FIREARMS | \$ 2410 |
| HOUSEHOLD GOODS | \$ 859 |
| CONSUMABLE GOODS | \$ 2273 |
| LIVESTOCK | \$ 35 |
| MISCELLANEOUS | \$ 70922 |
| TOTAL | \$ 372154 |

AGE, SEX AND RACE OF PERSONS ARRESTED
UNDER 18 YEARS OF AGE
FAIRBANKS POLICE DEPARTMENT
1979

| | | | AGE | | | | | TOTAL UNDER 18 | WHITE | BLACK | INDIAN | ALL OTHERS |
|-----------------------------|-----|---|--------------|-------|-------|----|----|----------------|-------|-------|--------|------------|
| | | | 10 and UNDER | 11-12 | 13-14 | 15 | 16 | | | | | |
| FORCIBLE RAPE | 02 | H | 0 | 0 | 1 | 0 | 0 | 2 | 3 | 0 | 0 | 0 |
| BURGLARY | 05 | F | 0 | 0 | 0 | 0 | 0 | 0 | 0 | 3 | 0 | 0 |
| LARCENY / THEFT | 06 | F | 0 | 0 | 9 | 9 | 7 | 3 | 28 | 3 | 0 | 0 |
| MOTOR VEHICLE THEFT | 07 | F | 11 | 13 | 36 | 18 | 22 | 31 | 131 | 22 | 2 | 5 |
| OTHER ASSAULTS | 08 | F | 9 | 10 | 21 | 21 | 20 | 17 | 98 | 149 | 20 | 54 |
| OTHER ASSAULTS | 08 | F | 0 | 0 | 2 | 6 | 1 | 3 | 12 | 4 | 6 | 3 |
| ARSON | 09 | F | 0 | 1 | 1 | 1 | 0 | 0 | 1 | 3 | 1 | 7 |
| FORGERY & COUNTERFEITING | 10 | F | 0 | 1 | 1 | 2 | 4 | 0 | 8 | 3 | 1 | 7 |
| FRAUD | 11 | F | 0 | 0 | 0 | 0 | 0 | 0 | 3 | 3 | 1 | 7 |
| EMBEZZLEMENT | 12 | F | 0 | 0 | 0 | 0 | 0 | 0 | 3 | 3 | 0 | 0 |
| STOLEN PROPERTY | 13 | F | 0 | 0 | 0 | 0 | 0 | 0 | 1 | 0 | 0 | 0 |
| VANDALISM | 14 | F | 0 | 0 | 0 | 0 | 0 | 0 | 1 | 1 | 2 | 0 |
| WEAPONS | 15 | F | 0 | 1 | 14 | 2 | 2 | 4 | 22 | 0 | 0 | 0 |
| SEX OFFENSES | 17 | F | 0 | 0 | 0 | 0 | 0 | 0 | 2 | 17 | 4 | 3 |
| POSS - OPIUM, COCAINE, ETC. | 18e | F | 0 | 0 | 0 | 0 | 0 | 0 | 6 | 0 | 0 | 0 |
| POSS - MARIJUANA | 18f | F | 0 | 0 | 0 | 0 | 0 | 0 | 1 | 1 | 0 | 0 |
| DRIVING UNDER THE INFLUENCE | 21 | F | 0 | 0 | 3 | 2 | 4 | 3 | 12 | 1 | 10 | 2 |
| LIQUOR LAWS | 22 | F | 0 | 0 | 0 | 1 | 0 | 0 | 4 | 4 | 0 | 0 |
| DISORDERLY CONDUCT | 24 | F | 0 | 0 | 1 | 5 | 6 | 23 | 40 | 0 | 0 | 0 |
| ALL OTHER OFFENSES | 26 | F | 0 | 0 | 1 | 1 | 0 | 1 | 3 | 32 | 1 | 30 |
| RUNAWAY | 29 | F | 0 | 0 | 0 | 0 | 0 | 2 | 14 | 3 | 0 | 2 |
| TOTALS | | | 21 | 26 | 111 | 87 | 97 | 113 | 445 | 282 | 40 | 117 |

AGE, SEX AND RACE OF PERSONS ARRESTED
13 YEARS OF AGE AND OVER
FAIRBANKS POLICE DEPARTMENT
1979

-90-

| | 18 | 19 | 20 | 21 | 22 | 23 | 24 | AGE | | | | | TOTAL | BLACK | IND | ALL OTHERS |
|-----------------------------|----|----|----|----|----|----|----|-------|-------|-------|-------|-------|-------|-------|------|------------|
| | | | | | | | | 25-29 | 30-34 | 35-39 | 40-44 | 45-49 | | | | |
| MURDER / NONNEG MANSL. | 0 | 0 | 0 | 0 | 1 | 1 | 0 | 1 | 0 | 1 | 0 | 0 | 0 | 0 | 0 | 0 |
| FORCIBLE RAPE | 0 | 0 | 1 | 0 | 0 | 0 | 0 | 1 | 0 | 0 | 0 | 0 | 0 | 0 | 1 | 1 |
| ROBBERY | 0 | 0 | 0 | 0 | 1 | 0 | 0 | 0 | 2 | 4 | 0 | 0 | 0 | 0 | 3 | 2 |
| AGGRAVATED ASSAULT | 0 | 0 | 0 | 0 | 0 | 0 | 0 | 0 | 0 | 0 | 0 | 0 | 0 | 0 | 0 | 0 |
| BURGLARY | 0 | 0 | 0 | 0 | 0 | 0 | 0 | 0 | 0 | 0 | 0 | 0 | 0 | 0 | 0 | 0 |
| LARCENY / THEFT | 15 | 12 | 9 | 10 | 5 | 7 | 11 | 42 | 25 | 20 | 10 | 4 | 186 | 97 | 156 | 28 |
| MOTOR VEHICLE THEFT | 5 | 5 | 1 | 0 | 0 | 0 | 0 | 0 | 0 | 0 | 0 | 0 | 0 | 0 | 6 | 0 |
| OTHER ASSAULTS | 0 | 0 | 0 | 0 | 0 | 0 | 0 | 0 | 0 | 0 | 0 | 0 | 0 | 0 | 0 | 0 |
| ARSON | 0 | 0 | 0 | 0 | 0 | 0 | 0 | 0 | 0 | 0 | 0 | 0 | 0 | 0 | 0 | 0 |
| FRAUD | 3 | 1 | 2 | 4 | 3 | 3 | 2 | 5 | 6 | 6 | 2 | 0 | 14 | 20 | 3 | 34 |
| EMBEZZLEMENT | 1 | 0 | 0 | 0 | 0 | 0 | 0 | 0 | 0 | 0 | 0 | 0 | 0 | 0 | 0 | 0 |
| STOLEN PROPERTY | 1 | 0 | 0 | 0 | 0 | 0 | 0 | 0 | 0 | 0 | 0 | 0 | 0 | 0 | 0 | 0 |
| VANDALISM | 0 | 0 | 0 | 0 | 0 | 0 | 0 | 0 | 0 | 0 | 0 | 0 | 0 | 0 | 0 | 0 |
| WEAPONS | 1 | 0 | 0 | 0 | 0 | 0 | 0 | 0 | 0 | 0 | 0 | 0 | 0 | 0 | 0 | 0 |
| SEX OFFENSES | 2 | 2 | 2 | 2 | 2 | 2 | 4 | 14 | 13 | 6 | 5 | 0 | 14 | 32 | 2 | 55 |
| SALE - OPIUM, COCAINE, ETC. | 0 | 0 | 0 | 0 | 0 | 0 | 0 | 0 | 0 | 0 | 0 | 0 | 0 | 0 | 0 | 0 |
| POSS - OPIUM, COCAINE, ETC. | 0 | 0 | 0 | 0 | 0 | 0 | 0 | 0 | 0 | 0 | 0 | 0 | 0 | 0 | 0 | 0 |
| POSS - MARIJUANA | 1 | 1 | 1 | 0 | 0 | 0 | 0 | 0 | 0 | 0 | 0 | 0 | 0 | 0 | 0 | 0 |
| GAMBLING | 0 | 0 | 0 | 0 | 0 | 0 | 0 | 0 | 0 | 0 | 0 | 0 | 0 | 0 | 0 | 0 |
| DRIVING UNDER THE INFLUENCE | 5 | 15 | 12 | 16 | 5 | 7 | 8 | 45 | 29 | 14 | 17 | 15 | 113 | 42 | 198 | 45 |
| LIQUOR LAWS | 10 | 4 | 1 | 1 | 1 | 1 | 1 | 13 | 4 | 7 | 4 | 1 | 30 | 41 | 3 | 101 |
| DISORDERLY CONDUCT | 1 | 4 | 3 | 3 | 3 | 3 | 4 | 17 | 5 | 2 | 1 | 0 | 43 | 36 | 4 | 60 |
| ALL OTHER OFFENSES | 11 | 13 | 15 | 14 | 13 | 18 | 13 | 34 | 21 | 13 | 10 | 4 | 38 | 135 | 14 | 75 |
| TOTALS | 99 | 83 | 82 | 99 | 66 | 89 | 64 | 263 | 186 | 103 | 74 | 61 | 61 | 36 | 1402 | 758 |

RETURN A-MONTHLY RETURN OF OFFENSES KNOWN TO THE POLICE
HOMER POLICE DEPARTMENT
1979

-91-

| OFFENSES | OFFENSES REPORTED | UNFOUNDED | ACTUAL OFFENSES | OFFENSES CLEARED | CLEARANCES |
|-----------------------------|-------------------|-----------|-----------------|--------------------------------|---------------------------------|
| | | | | BY ARREST OR EXCEPTIONAL MEANS | INVOLVING ONLY PERSONS UNDER 18 |
| MURDER | 0 | 0 | 0 | 0 | 0 |
| MANSLAUGHTER BY NEGLIGENCE | 0 | 0 | 0 | 0 | 0 |
| FORCIBLE RAPE | 4 | 0 | 4 | 4 | 0 |
| ACTUAL RAPE | 1 | 0 | 1 | 1 | 0 |
| ATTEMPTED RAPE | 3 | 0 | 3 | 3 | 0 |
| ROBBERY TOTALS | 2 | 0 | 2 | 2 | 0 |
| FIREARM | 0 | 0 | 0 | 0 | 0 |
| KNIFE OR CUTTING INSTRUMENT | 1 | 0 | 1 | 1 | 0 |
| OTHER DANGEROUS WEAPON | 0 | 0 | 0 | 0 | 0 |
| STRONG-ARM | 1 | 0 | 1 | 0 | 0 |
| ASSAULT TOTALS | 25 | 0 | 25 | 16 | 0 |
| FIREARM | 2 | 0 | 2 | 1 | 0 |
| KNIFE OR CUTTING INSTRUMENT | 4 | 0 | 4 | 3 | 0 |
| OTHER DANGEROUS WEAPON | 0 | 0 | 0 | 0 | 0 |
| HANDS, FISTS, FEET, ETC. | 7 | 0 | 7 | 4 | 0 |
| OTHER ASSAULTS-SIMPLE | 12 | 0 | 12 | 8 | 0 |
| BURGLARY TOTALS | 53 | 6 | 47 | 5 | 1 |
| FORCIBLE ENTRY | 30 | 0 | 30 | 2 | 1 |
| UNLAWFUL ENTRY-NO FORCE | 15 | 5 | 10 | 3 | 0 |
| ATTEMPTED FORCIBLE ENTRY | 8 | 1 | 7 | 0 | 0 |
| LARCENY-THEFT | 156 | 19 | 137 | 31 | 7 |
| MOTOR VEHICLE THEFT TOTALS | 33 | 18 | 15 | 3 | 0 |
| AUTOS | 11 | 7 | 4 | 0 | 0 |
| TRUCKS AND BUSES | 19 | 11 | 8 | 0 | 0 |
| OTHER VEHICLES | 3 | 0 | 3 | 1 | 0 |
| GRAND TOTAL | 273 | 43 | 230 | 60 | 8 |

OFFICERS KILLED OR ASSAULTED
KILLED-FELONY 0 KILLED-ACCIDENT 0 ASSAULTED 0

PROPERTY STOLEN BY CLASSIFICATION
HOMER POLICE DEPARTMENT
1979

| | ACTUAL OFFENSES | PROPERTY STOLEN |
|----------------------------|-----------------|-----------------|
| MURDER | 0 | \$ 0 |
| FORCIBLE RAPE | 4 | \$ 0 |
| ROBBERY | 2 | \$ 40 |
| HIGHWAY (STREETS & ALLEYS) | 1 | \$ 40 |
| COMMERCIAL HOUSE | 0 | \$ 0 |
| GAS OR SERVICE STATION | 0 | \$ 0 |
| CHAIN STORE | 0 | \$ 0 |
| RESIDENCE | 0 | \$ 0 |
| BANK | 0 | \$ 0 |
| MISCELLANEOUS | 1 | \$ 0 |
| TOTAL ROBBERY | 2 | \$ 40 |
| BURGLARY | 47 | \$ 22210 |
| RESIDENCE-NIGHT | 2 | \$ 10 |
| RESIDENCE-DAY | 1 | \$ 200 |
| RESIDENCE-UNKNOWN | 4 | \$ 3075 |
| NONRESIDENCE-NIGHT | 30 | \$ 15083 |
| NONRESIDENCE-DAY | 1 | \$ 200 |
| NONRESIDENCE-UNKNOWN | 9 | \$ 3642 |
| TOTAL BURGLARY | 47 | \$ 22210 |
| LARCENY-THEFT | 137 | \$ 66136 |
| \$200 AND OVER | 53 | \$ 59739 |
| \$50 TO \$200 | 49 | \$ 4822 |
| UNDER \$50 | 35 | \$ 1575 |
| TOTAL LARCENY | 137 | \$ 66136 |
| MV-THEFT | 15 | \$ 28600 |
| GRAND TOTAL | 205 | \$ 116986 |

6X. NATURE OF LARCENIES

| | | |
|-----------------------------|-----|----------|
| POCKET-PICKING | 3 | \$ 510 |
| PURSE-SNATCHING | 6 | \$ 545 |
| SHOPLIFTING | 6 | \$ 117 |
| FROM MOTOR VEHICLES | 19 | \$ 3533 |
| MV-PARTS & ACCESSORIES | 10 | \$ 1280 |
| BICYCLES | 2 | \$ 250 |
| FROM BUILDINGS | 21 | \$ 6177 |
| FROM COIN-OPERATED MACHINES | 0 | \$ 0 |
| ALL OTHER | 70 | \$ 53724 |
| TOTAL LARCENIES | 137 | \$ 66136 |

7X. MOTOR VEHICLES RECOVERED
(C) TOTAL LOCALLY STOLEN MV RECOVERED 8

PROPERTY BY TYPE AND VALUE
HOMER POLICE DEPARTMENT
1979

| | PROPERTY STOLEN | PROPERTY RECOVERED |
|---------------------------|-----------------|--------------------|
| CURRENCY, NOTES, ETC. | \$ 13519 | \$ 380 |
| JEWELRY & PRECIOUS METALS | \$ 1470 | \$ 0 |
| CLOTHING AND FURS | \$ 2142 | \$ 12 |
| STOLEN MOTOR VEHICLES | \$ 28600 | \$ 11600 |
| OFFICE EQUIPMENT | \$ 110 | \$ 0 |
| TV'S, RADIOS, STEREO'S | \$ 5725 | \$ 450 |
| FIREARMS | \$ 3725 | \$ 295 |
| HOUSEHOLD GOODS | \$ 1050 | \$ 0 |
| CONSUMABLE GOODS | \$ 2910 | \$ 0 |
| LIVESTOCK | \$ 0 | \$ 0 |
| MISCELLANEOUS | \$ 57735 | \$ 19304 |
| TOTAL | \$ 116986 | \$ 32041 |

RETURN A-MONTHLY RETURN OF OFFENSES KNOWN TO THE POLICE
JUNEAU POLICE DEPARTMENT
1979

AGE, SEX AND RACE OF PERSONS ARRESTED
UNDER 18 YEARS OF AGE
HOMER POLICE DEPARTMENT
1979

| | 10 and UNDER | 11-12 | 13-14 | 15 | 16 | 17 | 18 | TOTAL UNDER 18 | WHITE | BLACK | INDIAN | ALL OTHERS |
|---------------------|--------------|-------|-------|----|----|----|----|----------------|-------|-------|--------|------------|
| LARCENY / THEFT | 06 | M | 0 | 0 | 0 | 1 | 2 | 3 | 3 | 0 | 0 | 0 |
| MOTOR VEHICLE THEFT | 07 | M | 0 | 0 | 0 | 0 | 0 | 0 | 1 | 0 | 0 | 0 |
| POSS - MARIJUANA | 18 | F | 0 | 0 | 0 | 0 | 0 | 0 | 0 | 0 | 0 | 0 |
| LIQUOR LAWS | 22 | F | 0 | 0 | 1 | 0 | 0 | 1 | 0 | 0 | 0 | 0 |
| ALL OTHER OFFENSES | 26 | F | 0 | 0 | 0 | 0 | 0 | 0 | 0 | 0 | 0 | 0 |
| CURFEW | 28 | M | 0 | 0 | 0 | 0 | 0 | 0 | 1 | 0 | 0 | 0 |
| RUNAWAY | 29 | M | 0 | 0 | 1 | 0 | 0 | 1 | 2 | 0 | 0 | 0 |
| TOTALS | | | 0 | 0 | 3 | 3 | 9 | 5 | 20 | 20 | 0 | 0 |

AGE, SEX AND RACE OF PERSONS ARRESTED
18 YEARS OF AGE AND OVER
HOMER POLICE DEPARTMENT
1979

| | 18 | 19 | 20 | 21 | 22 | 23 | 24 | 25-29 | 30-34 | 35-39 | 40-44 | 45-49 | 50-54 | 55-59 | 60+ | TOTAL | WHITE | BLACK | IND | ALL OTHERS |
|-----------------------------|----|----|----|----|----|----|----|-------|-------|-------|-------|-------|-------|-------|-----|-------|-------|-------|-----|------------|
| FORCIBLE RAPE | 02 | M | 1 | 0 | 0 | 0 | 0 | 0 | 0 | 0 | 0 | 0 | 0 | 0 | 0 | 1 | 1 | 0 | 0 | 0 |
| ROBBERY | 03 | M | 0 | 0 | 0 | 0 | 0 | 0 | 0 | 0 | 0 | 0 | 0 | 0 | 0 | 0 | 1 | 0 | 0 | 0 |
| AGGRAVATED ASSAULT | 04 | F | 1 | 0 | 0 | 0 | 0 | 0 | 0 | 0 | 0 | 0 | 0 | 0 | 0 | 0 | 0 | 0 | 0 | 0 |
| BURGLARY | 05 | F | 0 | 0 | 0 | 0 | 0 | 0 | 0 | 0 | 0 | 0 | 0 | 0 | 0 | 0 | 0 | 0 | 0 | 0 |
| LARCENY / THEFT | 06 | F | 1 | 0 | 0 | 0 | 0 | 0 | 0 | 0 | 0 | 0 | 0 | 0 | 0 | 0 | 0 | 0 | 0 | 0 |
| OTHER ASSAULTS | 08 | F | 0 | 0 | 0 | 0 | 0 | 0 | 0 | 0 | 0 | 0 | 0 | 0 | 0 | 0 | 0 | 0 | 0 | 0 |
| FORGERY & COUNTERFEITING | 10 | F | 0 | 0 | 0 | 0 | 0 | 0 | 0 | 0 | 0 | 0 | 0 | 0 | 0 | 0 | 0 | 0 | 0 | 0 |
| STOLEN PROPERTY | 13 | F | 0 | 0 | 0 | 0 | 0 | 0 | 0 | 0 | 0 | 0 | 0 | 0 | 0 | 0 | 0 | 0 | 0 | 0 |
| WANDALISM | 14 | F | 0 | 0 | 0 | 0 | 0 | 0 | 0 | 0 | 0 | 0 | 0 | 0 | 0 | 0 | 0 | 0 | 0 | 0 |
| DRIVING UNDER THE INFLUENCE | 21 | F | 0 | 0 | 0 | 0 | 0 | 0 | 0 | 0 | 0 | 0 | 0 | 0 | 0 | 0 | 0 | 0 | 0 | 0 |
| LIQUOR LAWS | 22 | F | 0 | 0 | 0 | 0 | 0 | 0 | 0 | 0 | 0 | 0 | 0 | 0 | 0 | 0 | 0 | 0 | 0 | 0 |
| DISORDERLY CONDUCT | 24 | F | 0 | 0 | 0 | 0 | 0 | 0 | 0 | 0 | 0 | 0 | 0 | 0 | 0 | 0 | 0 | 0 | 0 | 0 |
| ALL OTHER OFFENSES | 26 | F | 0 | 0 | 0 | 0 | 0 | 0 | 0 | 0 | 0 | 0 | 0 | 0 | 0 | 0 | 0 | 0 | 0 | 0 |
| TOTALS | | | 8 | 10 | 14 | 5 | 5 | 5 | 14 | 6 | 5 | 1 | 1 | 1 | 0 | 2 | 24 | 1 | 0 | 11 |

| OFFENSES | OFFENSES REPORTED | UNFOUNDED | ACTUAL OFFENSES | OFFENSES CLEARED BY ARREST OR EXCEPTIONAL MEANS | CLEARANCES INVOLVING ONLY PERSONS UNDER 18 |
|-----------------------------|-------------------|-----------|-----------------|---|--|
| MURDER | 4 | 0 | 4 | 4 | 0 |
| HANSLAUGHTER BY NEGLIGENCE | 0 | 0 | 0 | 0 | 0 |
| FORCIBLE RAPE | 6 | 0 | 6 | 6 | 0 |
| ACTUAL RAPE | 5 | 0 | 5 | 5 | 0 |
| ATTEMPTED RAPE | 1 | 0 | 1 | 1 | 0 |
| ROBBERY TOTALS | 4 | 2 | 2 | 1 | 0 |
| FIREARM | 0 | 1 | -1 | 0 | 0 |
| KNIFE OR CUTTING INSTRUMENT | 2 | 0 | 2 | 1 | 0 |
| OTHER DANGEROUS WEAPON | 0 | 0 | 0 | 0 | 0 |
| STRONG-ARM | 2 | 1 | 1 | 0 | 0 |
| ASSAULT TOTALS | 213 | 2 | 211 | 77 | 1 |
| FIREARM | 6 | 0 | 6 | 3 | 0 |
| KNIFE OR CUTTING INSTRUMENT | 11 | 0 | 11 | 8 | 0 |
| OTHER DANGEROUS WEAPON | 10 | 0 | 10 | 9 | 0 |
| HANDS, FISTS, FEET, ETC. | 13 | 0 | 13 | 6 | 0 |
| OTHER ASSAULTS-SIMPLE | 173 | 2 | 171 | 51 | 1 |
| BURGLARY TOTALS | 140 | 13 | 127 | 28 | 11 |
| FORCIBLE ENTRY | 73 | 3 | 70 | 20 | 6 |
| UNLAWFUL ENTRY-NO FORCE | 56 | 8 | 48 | 7 | 5 |
| ATTEMPTED FORCIBLE ENTRY | 11 | 2 | 9 | 1 | 0 |
| LARCENY-THEFT | 420 | 21 | 399 | 79 | 34 |
| MOTOR VEHICLE THEFT TOTALS | 69 | 14 | 55 | 5 | 3 |
| AUTOS | 45 | 11 | 34 | 4 | 2 |
| TRUCKS AND BUSES | 18 | 2 | 16 | 1 | 1 |
| OTHER VEHICLES | 6 | 1 | 5 | 0 | 0 |
| GRAND TOTAL | 856 | 52 | 804 | 196 | 49 |

OFFICERS KILLED OR ASSAULTED
KILLED-FELONY 2 KILLED-ACCIDENT 0 ASSAULTED 8

PROPERTY STOLEN BY CLASSIFICATION
JUNEAU POLICE DEPARTMENT
1979

| | ACTUAL OFFENSES | PROPERTY STOLEN |
|----------------------------|-----------------|-----------------|
| MURDER | 4 | \$ 0 |
| FORCIBLE RAPE | 6 | \$ 50 |
| ROBBERY | | |
| HIGHWAY (STREETS & ALLEYS) | 0 | \$ 0 |
| COMMERCIAL HOUSE | 0 | \$ 0 |
| GAS OR SERVICE STATION | 0 | \$ 0 |
| CHAIN STORE | 0 | \$ 0 |
| RESIDENCE | 0 | \$ 200 |
| BANK | 0 | \$ 0 |
| MISCELLANEOUS | 2 | \$ 170 |
| TOTAL ROBBERY | 2 | \$ 370 |
| BURGLARY | | |
| RESIDENCE-NIGHT | 25 | \$ 9485 |
| RESIDENCE-DAY | 28 | \$ 8951 |
| RESIDENCE-UNKNOWN | 16 | \$ 4787 |
| NONRESIDENCE-NIGHT | 43 | \$ 22738 |
| NONRESIDENCE-DAY | 1 | \$ 500 |
| NONRESIDENCE-UNKNOWN | 14 | \$ 8186 |
| TOTAL BURGLARY | 127 | \$ 54647 |
| LARCENY-THEFT | | |
| \$200 AND OVER | 108 | \$ 87815 |
| \$50 TO \$200 | 155 | \$ 17278 |
| UNDER \$50 | 136 | \$ 3751 |
| TOTAL LARCENY | 399 | \$ 108844 |
| MV-THEFT | 55 | \$ 129030 |
| GRAND TOTAL | 593 | \$ 292941 |

6X. NATURE OF LARCENIES

| | | PROPERTY STOLEN |
|-----------------------------|-----|-----------------|
| POCKET-PICKING | 6 | \$ 723 |
| PURSE-SNATCHING | 2 | \$ 106 |
| SHOPLIFTING | 49 | \$ 944 |
| FROM MOTOR VEHICLES | 71 | \$ 15565 |
| MV-PARTS & ACCESSORIES | 4 | \$ 539 |
| BICYCLES | 44 | \$ 5322 |
| FROM BUILDINGS | 161 | \$ 43653 |
| FROM COIN-OPERATED MACHINES | 1 | \$ 200 |
| ALL OTHER | 61 | \$ 41792 |
| TOTAL LARCENIES | 399 | \$ 108844 |

7X. MOTOR VEHICLES RECOVERED
(C) TOTAL LOCALLY STOLEN MV RECOVERED 52

PROPERTY BY TYPE AND VALUE
JUNEAU POLICE DEPARTMENT
1979

| | PROPERTY STOLEN | PROPERTY RECOVERED |
|---------------------------|-----------------|--------------------|
| CURRENCY, NOTES, ETC. | \$ 42989 | \$ 1681 |
| JEWELRY & PRECIOUS METALS | \$ 25446 | \$ 15130 |
| CLOTHING AND FURS | \$ 11166 | \$ 2887 |
| STOLEN MOTOR VEHICLES | \$ 127750 | \$ 120450 |
| OFFICE EQUIPMENT | \$ 1857 | \$ 30 |
| TV'S, RADIOS, STEREO'S | \$ 10870 | \$ 1430 |
| FIREARMS | \$ 3210 | \$ 1165 |
| HOUSEHOLD GOODS | \$ 1165 | \$ 655 |
| CONSUMABLE GOODS | \$ 1174 | \$ 377 |
| LIVESTOCK | \$ 0 | \$ 0 |
| MISCELLANEOUS | \$ 67314 | \$ 17384 |
| TOTAL | \$ 292941 | \$ 161189 |

CONTINUED

1 OF 2

AGE, SEX AND RACE OF PERSONS ARRESTED
UNDER 18 YEARS OF AGE
JUNEAU POLICE DEPARTMENT
1979

| | | | AGE | | | | | TOTAL UNDER 18 | WHITE | BLACK | INDIAN | ALL OTHERS |
|-----------------------------|-----|---|--------------|-------|-------|----|----|----------------|-------|-------|--------|------------|
| | | | 10 and UNDER | 11-12 | 13-14 | 15 | 16 | | | | | |
| AGGRAVATED ASSAULT | 04 | M | 0 | 0 | 2 | 0 | 1 | 0 | 3 | 0 | 0 | 0 |
| BURGLARY | 05 | F | 0 | 3 | 2 | 0 | 1 | 11 | 8 | 0 | 5 | 0 |
| LARCENY / THEFT | 06 | M | 0 | 0 | 7 | 11 | 6 | 33 | 17 | 1 | 23 | 0 |
| MOTOR VEHICLE THEFT | 07 | F | 0 | 1 | 3 | 1 | 1 | 8 | 1 | 0 | 3 | 0 |
| OTHER ASSAULTS | 08 | F | 0 | 0 | 0 | 0 | 0 | 3 | 1 | 0 | 3 | 0 |
| EMBEZZLEMENT | 12 | M | 0 | 0 | 0 | 0 | 0 | 1 | 1 | 0 | 3 | 0 |
| STOLEN PROPERTY | 13 | M | 0 | 1 | 1 | 1 | 1 | 0 | 1 | 0 | 0 | 0 |
| VANDALISM | 14 | M | 3 | 0 | 10 | 3 | 1 | 19 | 1 | 0 | 3 | 0 |
| WEAPONS | 15 | M | 0 | 1 | 1 | 1 | 0 | 5 | 7 | 0 | 13 | 0 |
| SALE - MARIJUANA | 18b | M | 0 | 0 | 0 | 0 | 0 | 0 | 4 | 0 | 1 | 0 |
| POSS - MARIJUANA | 18t | M | 0 | 0 | 1 | 5 | 4 | 14 | 0 | 0 | 1 | 0 |
| DRIVING UNDER THE INFLUENCE | 21 | M | 0 | 0 | 0 | 0 | 1 | 2 | 8 | 0 | 3 | 0 |
| LIQUOR LAWS | 22 | M | 0 | 0 | 4 | 13 | 5 | 30 | 5 | 0 | 1 | 0 |
| DISORDERLY CONDUCT | 24 | M | 0 | 0 | 11 | 6 | 11 | 44 | 28 | 1 | 69 | 0 |
| ALL OTHER OFFENSES | 26 | M | 0 | 1 | 3 | 0 | 1 | 9 | 0 | 0 | 4 | 0 |
| MURFEW | 28 | M | 0 | 2 | 13 | 7 | 0 | 22 | 1 | 0 | 9 | 0 |
| RUNAWAY | 29 | F | 0 | 0 | 2 | 0 | 1 | 11 | 6 | 0 | 27 | 0 |
| TOTALS | | | 7 | 18 | 66 | 57 | 50 | 268 | 98 | 2 | 178 | 0 |

AGE, SEX AND RACE OF PERSONS ARRESTED
18 YEARS OF AGE AND OVER
JUNEAU POLICE DEPARTMENT
1979

| | | | AGE | | | | | | | | | | | | TOTAL | WHITE | BLACK | IND | ALL OTHERS | | | |
|-----------------------------|-----|---|-----|----|----|----|----|----|----|-------|-------|-------|-------|-------|-------|-------|-------|-----|------------|-------|-------|-----|
| | | | 18 | 19 | 20 | 21 | 22 | 23 | 24 | 25-29 | 30-34 | 35-39 | 40-44 | 45-49 | | | | | | 50-54 | 55-59 | 60+ |
| ROBBERY | 03 | M | 0 | 0 | 0 | 0 | 0 | 0 | 0 | 1 | 0 | 0 | 0 | 0 | 0 | 0 | 0 | 1 | 0 | 1 | 0 | 0 |
| AGGRAVATED ASSAULT | 04 | M | 0 | 1 | 0 | 0 | 1 | 0 | 2 | 2 | 3 | 0 | 0 | 0 | 0 | 0 | 0 | 15 | 0 | 1 | 0 | 0 |
| BURGLARY | 05 | M | 1 | 0 | 1 | 1 | 3 | 0 | 1 | 1 | 1 | 0 | 0 | 0 | 0 | 0 | 0 | 10 | 7 | 0 | 10 | 1 |
| LARCENY / THEFT | 06 | M | 4 | 1 | 0 | 1 | 2 | 1 | 0 | 2 | 1 | 4 | 0 | 0 | 0 | 0 | 0 | 20 | 5 | 0 | 4 | 1 |
| MOTOR VEHICLE THEFT | 07 | M | 0 | 0 | 0 | 0 | 0 | 0 | 0 | 0 | 0 | 0 | 0 | 0 | 0 | 0 | 0 | 3 | 16 | 1 | 9 | 2 |
| OTHER ASSAULTS | 08 | M | 2 | 7 | 0 | 2 | 1 | 5 | 3 | 7 | 6 | 3 | 2 | 0 | 0 | 0 | 0 | 41 | 1 | 0 | 0 | 0 |
| ARSON | 09 | M | 0 | 0 | 0 | 0 | 0 | 0 | 0 | 0 | 1 | 0 | 0 | 0 | 0 | 0 | 0 | 0 | 0 | 0 | 0 | 0 |
| FORGERY & COUNTERFEITING | 10 | M | 1 | 0 | 0 | 0 | 0 | 0 | 0 | 0 | 1 | 1 | 0 | 0 | 0 | 0 | 0 | 1 | 0 | 0 | 0 | 1 |
| FRAUD | 11 | M | 0 | 0 | 0 | 0 | 0 | 0 | 0 | 1 | 1 | 2 | 2 | 0 | 0 | 0 | 0 | 8 | 1 | 0 | 3 | 1 |
| EMBEZZLEMENT | 12 | M | 0 | 0 | 0 | 0 | 0 | 0 | 0 | 0 | 0 | 0 | 0 | 0 | 0 | 0 | 0 | 0 | 0 | 0 | 0 | 0 |
| STOLEN PROPERTY | 13 | M | 0 | 0 | 0 | 0 | 0 | 0 | 0 | 0 | 0 | 0 | 0 | 0 | 0 | 0 | 0 | 0 | 1 | 0 | 0 | 0 |
| VANDALISM | 14 | M | 1 | 0 | 3 | 5 | 1 | 2 | 1 | 4 | 1 | 0 | 0 | 0 | 0 | 0 | 0 | 20 | 11 | 0 | 13 | 1 |
| WEAPONS | 15 | M | 1 | 0 | 0 | 1 | 0 | 1 | 0 | 0 | 0 | 0 | 0 | 0 | 0 | 0 | 0 | 4 | 1 | 0 | 4 | 0 |
| SEX OFFENSES | 17 | M | 0 | 0 | 1 | 0 | 0 | 0 | 0 | 0 | 0 | 0 | 0 | 0 | 0 | 0 | 0 | 0 | 0 | 0 | 0 | 0 |
| POSS - MARIJUANA | 18t | M | 3 | 0 | 1 | 0 | 0 | 0 | 0 | 0 | 0 | 0 | 0 | 0 | 0 | 0 | 0 | 9 | 1 | 0 | 4 | 0 |
| DRIVING UNDER THE INFLUENCE | 21 | M | 4 | 2 | 3 | 3 | 1 | 4 | 11 | 16 | 8 | 4 | 10 | 3 | 1 | 0 | 0 | 76 | 64 | 3 | 22 | 2 |
| LIQUOR LAWS | 22 | M | 14 | 0 | 12 | 1 | 4 | 13 | 4 | 5 | 1 | 1 | 1 | 0 | 0 | 0 | 0 | 31 | 14 | 0 | 51 | 0 |
| DISORDERLY CONDUCT | 24 | M | 3 | 4 | 3 | 4 | 1 | 1 | 3 | 3 | 4 | 3 | 3 | 1 | 0 | 0 | 0 | 40 | 13 | 3 | 27 | 3 |
| ALL OTHER OFFENSES | 26 | M | 1 | 0 | 2 | 0 | 1 | 1 | 7 | 3 | 1 | 1 | 7 | 0 | 0 | 0 | 0 | 53 | 27 | 1 | 39 | 1 |
| TOTALS | | | 56 | 32 | 33 | 22 | 19 | 29 | 18 | 68 | 58 | 31 | 24 | 22 | 19 | 9 | 14 | 455 | 204 | 15 | 221 | 15 |

RETURN A-MONTHLY RETURN OF OFFENSES KNOWN TO THE POLICE
KENAI POLICE DEPARTMENT
1979

| OFFENSES | OFFENSES REPORTED | UNFOUNDED | ACTUAL OFFENSES | OFFENSES CLEARED BY ARREST OR EXCEPTIONAL MEANS | CLEARANCES INVOLVING ONLY PERSONS UNDER 18 |
|------------------------------|-------------------|-----------|-----------------|---|--|
| MURDER | 0 | 0 | 0 | 0 | 0 |
| MANSLAUGHTER BY NEGLIGENCE | 0 | 0 | 0 | 0 | 0 |
| FORCIBLE RAPE | 2 | 0 | 2 | 0 | 0 |
| ACTUAL RAPE | 0 | 0 | 0 | 0 | 0 |
| ATTEMPTED RAPE | 2 | 0 | 2 | 0 | 0 |
| ROBBERY TOTALS | 1 | 0 | 1 | 0 | 0 |
| FIREARM | 1 | 0 | 1 | 0 | 0 |
| KNIFE OR CUTTING INSTRUMENT | 0 | 0 | 0 | 0 | 0 |
| OTHER DANGEROUS WEAPON | 0 | 0 | 0 | 0 | 0 |
| STRONG-ARM | 0 | 0 | 0 | 0 | 0 |
| ASSAULT TOTALS | 1 | 0 | 1 | 0 | 0 |
| FIREARM | 46 | 11 | 35 | 0 | 0 |
| KNIFE OR CUTTING INSTRUMENT | 4 | 1 | 3 | 29 | 4 |
| OTHER DANGEROUS WEAPON | 1 | 0 | 1 | 3 | 1 |
| HANDS, FISTS, FEET, ETC. | 3 | 1 | 2 | 1 | 0 |
| OTHER ASSAULTS-SIMPLE | 8 | 2 | 6 | 0 | 0 |
| BURGLARY TOTALS | 30 | 7 | 23 | 5 | 1 |
| FORCIBLE ENTRY | 29 | 17 | 12 | 20 | 2 |
| UNLAWFUL ENTRY-NO FORCE | 65 | 10 | 55 | 24 | 16 |
| ATTEMPTED FORCIBLE ENTRY | 18 | 4 | 14 | 15 | 9 |
| LARCENY-THEFT | 14 | 3 | 11 | 5 | 4 |
| MOTOR VEHICLE THEFT TOTALS | 274 | 36 | 238 | 42 | 3 |
| AUTOS | 72 | 22 | 50 | 9 | 3 |
| TRUCKS AND BUSES | 44 | 18 | 26 | 4 | 3 |
| OTHER VEHICLES | 15 | 4 | 11 | 6 | 4 |
| GRAND TOTAL | 494 | 86 | 408 | 104 | 47 |
| OFFICERS KILLED OR ASSAULTED | | | | | |
| KILLED-FELONY | 0 | 0 | 0 | 0 | 0 |
| KILLED-ACCIDENT | 0 | 0 | 0 | 0 | 0 |
| ASSAULTED | 0 | 0 | 0 | 0 | 0 |

PROPERTY STOLEN BY CLASSIFICATION
KENAI POLICE DEPARTMENT
1979

| | ACTUAL OFFENSES | PROPERTY STOLEN |
|----------------------------|-----------------|-----------------|
| MURDER | 0 | \$ 0 |
| FORCIBLE RAPE | 0 | \$ 0 |
| ROBBERY | 2 | \$ 0 |
| HIGHWAY (STREETS & ALLEYS) | 1 | \$ 1060 |
| COMMERCIAL HOUSE | 0 | \$ 0 |
| GAS OR SERVICE STATION | 0 | \$ 0 |
| CHAIN STORE | 0 | \$ 0 |
| RESIDENCE | 0 | \$ 0 |
| BANK | 0 | \$ 0 |
| MISCELLANEOUS | 0 | \$ 0 |
| TOTAL ROBBERY | 0 | \$ 0 |
| BURGLARY | 1 | \$ 1060 |
| RESIDENCE-NIGHT | 3 | \$ 8842 |
| RESIDENCE-DAY | 14 | \$ 4874 |
| RESIDENCE-UNKNOWN | 19 | \$ 4234 |
| NONRESIDENCE-NIGHT | 33 | \$ 13598 |
| NONRESIDENCE-DAY | 1 | \$ 300 |
| NONRESIDENCE-UNKNOWN | 12 | \$ 1890 |
| TOTAL BURGLARY | 82 | \$ 33738 |
| LARCENY-THEFT | | |
| \$200 AND OVER | 84 | \$ 76057 |
| \$50 TO \$200 | 72 | \$ 8420 |
| UNDER \$50 | 82 | \$ 1248 |
| TOTAL LARCENY | 238 | \$ 85725 |
| MV-THEFT | 50 | \$ 73473 |
| GRAND TOTAL | 373 | \$ 194016 |

6X. NATURE OF LARCENIES

| | | PROPERTY STOLEN |
|-----------------------------|-----|-----------------|
| POCKET-PICKING | 1 | \$ 350 |
| PURSE-SNATCHING | 1 | \$ 100 |
| SHOPLIFTING | 21 | \$ 571 |
| FROM MOTOR VEHICLES | 53 | \$ 18392 |
| MV-PARTS & ACCESSORIES | 30 | \$ 7119 |
| BICYCLES | 16 | \$ 2121 |
| FROM BUILDINGS | 59 | \$ 31780 |
| FROM COIN-OPERATED MACHINES | 3 | \$ 1 |
| ALL OTHER | 54 | \$ 25291 |
| TOTAL LARCENIES | 238 | \$ 85725 |

7X. MOTOR VEHICLES RECOVERED
(C) TOTAL LOCALLY STOLEN MV RECOVERED

37

PROPERTY BY TYPE AND VALUE
KENAI POLICE DEPARTMENT
1979

| | PROPERTY STOLEN | PROPERTY RECOVERED |
|---------------------------|-----------------|--------------------|
| CURRENCY, NOTES, ETC. | \$ 11916 | \$ 1535 |
| JEWELRY & PRECIOUS METALS | \$ 15158 | \$ 6719 |
| CLOTHING AND FURS | \$ 1106 | \$ 146 |
| STOLEN MOTOR VEHICLES | \$ 81252 | \$ 64068 |
| OFFICE EQUIPMENT | \$ 1620 | \$ 0 |
| TV'S, RADIOS, STEREO'S | \$ 9754 | \$ 0 |
| FIREARMS | \$ 3799 | \$ 1389 |
| HOUSEHOLD GOODS | \$ 1259 | \$ 1825 |
| CONSUMABLE GOODS | \$ 1348 | \$ 0 |
| LIVESTOCK | \$ 0 | \$ 147 |
| MISCELLANEOUS | \$ 66784 | \$ 0 |
| TOTAL | \$ 194016 | \$ 20156 |

AGE, SEX AND RACE OF PERSONS ARRESTED
UNDER 13 YEARS OF AGE
KENAI POLICE DEPARTMENT
1979

| | 10 and UNDER | AGE | | | | | TOTAL UNDER 18 | WHITE | BLACK | INDIAN | ALL OTHERS |
|-----------------------------|--------------|-------|-------|----|----|----|----------------|-------|-------|--------|------------|
| | | 11-12 | 13-14 | 15 | 16 | 17 | | | | | |
| AGGRAVATED ASSAULT | 04 | 0 | 0 | 0 | 0 | 0 | 1 | 1 | 0 | 0 | 0 |
| BURGLARY | 05 | 0 | 0 | 0 | 0 | 0 | 19 | 19 | 0 | 0 | 0 |
| LARCENY / THEFT | 06 | 0 | 0 | 0 | 0 | 0 | 29 | 30 | 0 | 2 | 0 |
| MOTOR VEHICLE THEFT | 07 | 0 | 0 | 0 | 0 | 0 | 0 | 1 | 0 | 0 | 0 |
| STOLEN PROPERTY | 13 | 0 | 0 | 0 | 0 | 0 | 8 | 7 | 0 | 1 | 0 |
| VANDALISM | 14 | 0 | 0 | 0 | 0 | 0 | 1 | 1 | 0 | 0 | 0 |
| SEX OFFENSES | 17 | 0 | 0 | 0 | 0 | 0 | 1 | 1 | 0 | 0 | 0 |
| SALE - OPIUM, COCAINE, ETC. | 18a | 0 | 0 | 0 | 0 | 0 | 10 | 6 | 0 | 1 | 0 |
| SALE - MARIJUANA | 18b | 0 | 0 | 0 | 0 | 0 | 28 | 30 | 1 | 0 | 0 |
| POSS - MARIJUANA | 18f | 0 | 0 | 0 | 0 | 0 | 10 | 2 | 0 | 0 | 0 |
| DRIVING UNDER THE INFLUENCE | 21 | 0 | 0 | 0 | 0 | 0 | 11 | 23 | 1 | 0 | 0 |
| LIQUOR LAWS | 22 | 0 | 0 | 0 | 0 | 0 | 1 | 3 | 0 | 0 | 0 |
| DISORDERLY CONDUCT | 24 | 0 | 0 | 0 | 0 | 0 | 7 | 8 | 0 | 2 | 0 |
| ALL OTHER OFFENSES | 25 | 0 | 0 | 0 | 0 | 0 | 2 | 2 | 0 | 0 | 0 |
| RUNAWAY | 29 | 0 | 0 | 0 | 0 | 0 | 2 | 2 | 0 | 0 | 0 |
| TOTALS | | 3 | 9 | 24 | 20 | 39 | 144 | 136 | 2 | 6 | 0 |

AGE, SEX AND RACE OF PERSONS ARRESTED
13 YEARS OF AGE AND OVER
KENAI POLICE DEPARTMENT
1979

| | 18 | 19 | 20 | 21 | 22 | 23 | 24 | 25-29 | 30-34 | 35-39 | 40-44 | 45-49 | 50-54 | 55-59 | 60+ | TOTAL | WHITE | BLACK | IND | ALL OTHERS | |
|-----------------------------|-----|----|----|----|----|----|----|-------|-------|-------|-------|-------|-------|-------|-----|-------|-------|-------|-----|------------|-------|
| | | | | | | | | | | | | | | | | | | | | | WHITE |
| AGGRAVATED ASSAULT | 04 | 0 | 0 | 0 | 0 | 0 | 1 | 0 | 1 | 1 | 0 | 0 | 0 | 0 | 0 | 0 | 3 | 3 | 0 | 0 | 0 |
| BURGLARY | 05 | 1 | 3 | 0 | 0 | 0 | 0 | 0 | 0 | 0 | 0 | 0 | 0 | 0 | 0 | 0 | 0 | 6 | 0 | 0 | 0 |
| LARCENY / THEFT | 06 | 0 | 0 | 0 | 0 | 0 | 0 | 0 | 0 | 0 | 0 | 0 | 0 | 0 | 0 | 0 | 0 | 4 | 3 | 0 | 1 |
| MOTOR VEHICLE THEFT | 07 | 0 | 0 | 0 | 0 | 0 | 0 | 0 | 0 | 0 | 0 | 0 | 0 | 0 | 0 | 0 | 0 | 3 | 5 | 0 | 0 |
| OTHER ASSAULTS | 08 | 0 | 0 | 0 | 0 | 0 | 0 | 0 | 0 | 0 | 0 | 0 | 0 | 0 | 0 | 0 | 0 | 0 | 0 | 0 | 0 |
| EMBEZZLEMENT | 12 | 0 | 0 | 0 | 0 | 0 | 0 | 0 | 0 | 0 | 0 | 0 | 0 | 0 | 0 | 0 | 0 | 1 | 0 | 0 | 1 |
| VANDALISM | 14 | 0 | 0 | 0 | 0 | 0 | 0 | 0 | 0 | 0 | 0 | 0 | 0 | 0 | 0 | 0 | 10 | 10 | 0 | 0 | |
| WEAPONS | 15 | 0 | 0 | 0 | 0 | 0 | 0 | 0 | 0 | 0 | 0 | 0 | 0 | 0 | 0 | 0 | 0 | 0 | 0 | 0 | |
| SEX OFFENSES | 17 | 0 | 0 | 0 | 0 | 0 | 0 | 0 | 0 | 0 | 0 | 0 | 0 | 0 | 0 | 0 | 0 | 3 | 3 | 0 | 0 |
| SALE - OPIUM, COCAINE, ETC. | 18a | 1 | 0 | 0 | 0 | 0 | 0 | 0 | 0 | 0 | 0 | 0 | 0 | 0 | 0 | 0 | 0 | 1 | 1 | 0 | 0 |
| SALE - SYNTHETIC DRUGS | 18c | 0 | 0 | 0 | 0 | 0 | 0 | 0 | 0 | 0 | 0 | 0 | 0 | 0 | 0 | 0 | 0 | 0 | 0 | 0 | |
| POSS - OPIUM, COCAINE, ETC. | 18f | 0 | 0 | 0 | 0 | 0 | 0 | 0 | 0 | 0 | 0 | 0 | 0 | 0 | 0 | 0 | 0 | 0 | 0 | 0 | |
| POSS - MARIJUANA | 18g | 0 | 0 | 0 | 0 | 0 | 0 | 0 | 0 | 0 | 0 | 0 | 0 | 0 | 0 | 0 | 0 | 0 | 0 | 0 | |
| POSS - SYNTHETIC DRUGS | 18h | 0 | 0 | 0 | 0 | 0 | 0 | 0 | 0 | 0 | 0 | 0 | 0 | 0 | 0 | 0 | 0 | 0 | 0 | 0 | |
| DRIVING UNDER THE INFLUENCE | 21 | 0 | 0 | 0 | 0 | 0 | 0 | 0 | 0 | 0 | 0 | 0 | 0 | 0 | 0 | 0 | 0 | 0 | 0 | 0 | |
| LIQUOR LAWS | 22 | 0 | 0 | 0 | 0 | 0 | 0 | 0 | 0 | 0 | 0 | 0 | 0 | 0 | 0 | 0 | 0 | 0 | 0 | 0 | |
| DISORDERLY CONDUCT | 24 | 0 | 0 | 0 | 0 | 0 | 0 | 0 | 0 | 0 | 0 | 0 | 0 | 0 | 0 | 0 | 0 | 0 | 0 | 0 | |
| ALL OTHER OFFENSES | 25 | 0 | 0 | 0 | 0 | 0 | 0 | 0 | 0 | 0 | 0 | 0 | 0 | 0 | 0 | 0 | 0 | 0 | 0 | 0 | |
| TOTALS | | 35 | 24 | 3 | 19 | 11 | 10 | 7 | 39 | 23 | 10 | 10 | 7 | 4 | 4 | 4 | 215 | 199 | 0 | 16 | 0 |

RETURN A-MONTHLY RETURN OF OFFENSES KNOWN TO THE POLICE
KETCHIKAN POLICE DEPARTMENT
1979

| OFFENSES | OFFENSES REPORTED | UNFOUNDED | ACTUAL OFFENSES | OFFENSES CLEARED | | CLEARANCES INVOLVING ONLY PERSONS UNDER 18 |
|-----------------------------|-------------------|-----------|-----------------|--------------------------------|----|--|
| | | | | BY ARREST OR EXCEPTIONAL MEANS | | |
| MURDER | 0 | 0 | 0 | 0 | 0 | 0 |
| MANSLAUGHTER BY NEGLIGENCE | 0 | 0 | 0 | 0 | 0 | 0 |
| FORCIBLE RAPE | 11 | 0 | 11 | 2 | 1 | 0 |
| ACTUAL RAPE | 6 | 0 | 6 | 5 | 1 | 0 |
| ATTEMPTED RAPE | 5 | 0 | 5 | 1 | 0 | 0 |
| ROBBERY TOTALS | 11 | 1 | 10 | 1 | 1 | 0 |
| FIREARM | 2 | 0 | 2 | 1 | 0 | 0 |
| KNIFE OR CUTTING INSTRUMENT | 0 | 0 | 0 | 0 | 0 | 0 |
| OTHER DANGEROUS WEAPON | 0 | 0 | 0 | 0 | 0 | 0 |
| STRONG-ARM | 9 | 1 | 8 | 0 | 0 | 0 |
| ASSAULT TOTALS | 246 | 3 | 243 | 89 | 9 | 0 |
| FIREARM | 3 | 0 | 3 | 1 | 1 | 0 |
| KNIFE OR CUTTING INSTRUMENT | 16 | 1 | 15 | 7 | 0 | 0 |
| OTHER DANGEROUS WEAPON | 21 | 0 | 21 | 5 | 0 | 0 |
| HANDS, FISTS, FEET, ETC. | 47 | 1 | 46 | 14 | 2 | 0 |
| OTHER ASSAULTS-SIMPLE | 159 | 1 | 158 | 62 | 6 | 0 |
| BURGLARY TOTALS | 174 | 6 | 168 | 27 | 10 | 0 |
| FORCIBLE ENTRY | 89 | 2 | 87 | 16 | 8 | 0 |
| UNLAWFUL ENTRY-NO FORCE | 58 | 2 | 56 | 10 | 2 | 0 |
| ATTEMPTED FORCIBLE ENTRY | 27 | 2 | 25 | 1 | 0 | 0 |
| LARCENY-THEFT | 561 | 14 | 547 | 93 | 54 | 0 |
| MOTOR VEHICLE THEFT TOTALS | 98 | 24 | 74 | 11 | 5 | 0 |
| AUTOS | 74 | 15 | 59 | 9 | 4 | 0 |
| TRUCKS AND BUSES | 20 | 9 | 11 | 2 | 1 | 0 |
| OTHER VEHICLES | 4 | 0 | 4 | 0 | 0 | 0 |
| GRAND TOTAL | 1101 | 48 | 1053 | 223 | 78 | 0 |

OFFICERS KILLED OR ASSAULTED
KILLED-FELONY 0 KILLED-ACCIDENT 0 ASSAULTED 13

PROPERTY STOLEN BY CLASSIFICATION
KETCHIKAN POLICE DEPARTMENT
1979

| | ACTUAL OFFENSES | PROPERTY STOLEN |
|----------------------------|-----------------|-----------------|
| MURDER | 0 | \$ 0 |
| FORCIBLE RAPE | 11 | \$ 0 |
| ROBBERY | 10 | \$ 1957 |
| HIGHWAY (STREETS & ALLEYS) | 1 | \$ 100 |
| COMMERCIAL HOUSE | 1 | \$ 500 |
| GAS OR SERVICE STATION | 1 | \$ 300 |
| CHAIN STORE | 1 | \$ 100 |
| RESIDENCE | 0 | \$ 0 |
| BANK | 0 | \$ 0 |
| MISCELLANEOUS | 6 | \$ 957 |
| TOTAL ROBBERY | 10 | \$ 1957 |
| BURGLARY | 168 | \$ 48723 |
| RESIDENCE-NIGHT | 41 | \$ 12945 |
| RESIDENCE-DAY | 18 | \$ 4473 |
| RESIDENCE-UNKNOWN | 16 | \$ 5260 |
| NONRESIDENCE-NIGHT | 69 | \$ 19547 |
| NONRESIDENCE-DAY | 10 | \$ 1147 |
| NONRESIDENCE-UNKNOWN | 14 | \$ 5351 |
| TOTAL BURGLARY | 168 | \$ 48723 |
| LARCENY-THEFT | 547 | \$ 143077 |
| \$200 AND OVER | 152 | \$ 117509 |
| \$50 TO \$200 | 200 | \$ 20143 |
| UNDER \$50 | 195 | \$ 5425 |
| TOTAL LARCENY | 547 | \$ 143077 |
| MV-THEFT | 74 | \$ 157960 |
| GRAND TOTAL | 810 | \$ 351717 |

6X. NATURE OF LARCENIES

| | | |
|-----------------------------|-----|-----------|
| POCKET-PICKING | 8 | \$ 1160 |
| PURSE-SNATCHING | 6 | \$ 164 |
| SHOPLIFTING | 76 | \$ 2202 |
| FROM MOTOR VEHICLES | 62 | \$ 12574 |
| MV-PARTS & ACCESSORIES | 56 | \$ 7764 |
| BICYCLES | 94 | \$ 9465 |
| FROM BUILDINGS | 127 | \$ 29764 |
| FROM COIN-OPERATED MACHINES | 4 | \$ 600 |
| ALL OTHER | 114 | \$ 79384 |
| TOTAL LARCENIES | 547 | \$ 143077 |

7X. MOTOR VEHICLES RECOVERED
(C) TOTAL LOCALLY STOLEN MV RECOVERED 77

PROPERTY BY TYPE AND VALUE
KETCHIKAN POLICE DEPARTMENT
1979

| | PROPERTY STOLEN | PROPERTY RECOVERED |
|---------------------------|-----------------|--------------------|
| CURRENCY, NOTES, ETC. | \$ 24550 | \$ 1167 |
| JEWELRY & PRECIOUS METALS | \$ 23417 | \$ 1772 |
| CLOTHING AND FURS | \$ 3944 | \$ 743 |
| STOLEN MOTOR VEHICLES | \$ 157960 | \$ 150999 |
| OFFICE EQUIPMENT | \$ 145 | \$ 15 |
| TV'S, RADIOS, STEREO'S | \$ 23370 | \$ 997 |
| FIREARMS | \$ 2169 | \$ 494 |
| HOUSEHOLD GOODS | \$ 3712 | \$ 927 |
| CONSUMABLE GOODS | \$ 4202 | \$ 360 |
| LIVESTOCK | \$ 0 | \$ 0 |
| MISCELLANEOUS | \$ 108248 | \$ 38042 |
| TOTAL | \$ 351717 | \$ 195516 |

AGE, SEX AND RACE OF PERSONS ARRESTED
UNDER 18 YEARS OF AGE
KETCHIKAN POLICE DEPARTMENT
1977

-90-

| | | 10 and UNDER | 11-12 | 13-14 | 15 | 16 | 17 | TOTAL UNDER 18 | WHITE | BLACK | INDIAN | ALL OTHERS |
|-----------------------------|------|--------------------|-------|-------|----|----|----|----------------------|-------|-------|--------|---------------|
| AGGRAVATED ASSAULT | 04 M | 2 | 0 | 0 | 0 | 2 | 0 | 4 | 2 | 0 | 2 | 0 |
| | F | 0 | 0 | 0 | 0 | 0 | 0 | 0 | 0 | 0 | 0 | 0 |
| BURGLARY | 05 M | 1 | 1 | 4 | 1 | 1 | 0 | 8 | 4 | 0 | 11 | 0 |
| | F | 0 | 0 | 0 | 0 | 0 | 0 | 0 | 0 | 0 | 0 | 0 |
| LARCENY / THEFT | 06 M | 10 | 7 | 14 | 5 | 3 | 4 | 43 | 22 | 0 | 38 | 0 |
| | F | 4 | 3 | 3 | 3 | 3 | 4 | 20 | 0 | 0 | 0 | 0 |
| MOTOR VEHICLE THEFT | 07 M | 0 | 0 | 0 | 0 | 0 | 0 | 0 | 4 | 0 | 1 | 0 |
| | F | 0 | 0 | 0 | 0 | 0 | 0 | 0 | 0 | 0 | 0 | 0 |
| OTHER ASSAULTS | 08 M | 0 | 0 | 0 | 1 | 0 | 1 | 2 | 1 | 0 | 1 | 0 |
| | F | 0 | 0 | 0 | 0 | 0 | 0 | 0 | 0 | 0 | 0 | 0 |
| FRAUD | 11 M | 0 | 0 | 1 | 0 | 0 | 0 | 1 | 1 | 0 | 1 | 0 |
| | F | 0 | 0 | 0 | 0 | 0 | 0 | 0 | 0 | 0 | 0 | 0 |
| VANDALISM | 14 M | 1 | 0 | 0 | 1 | 1 | 0 | 3 | 4 | 0 | 4 | 0 |
| | F | 0 | 0 | 0 | 0 | 0 | 0 | 0 | 0 | 0 | 0 | 0 |
| WEAPONS | 15 M | 0 | 0 | 0 | 0 | 0 | 0 | 0 | 1 | 0 | 1 | 0 |
| | F | 0 | 0 | 0 | 0 | 0 | 0 | 0 | 0 | 0 | 0 | 0 |
| SEX OFFENSES | 17 M | 0 | 0 | 0 | 0 | 1 | 0 | 1 | 1 | 0 | 0 | 0 |
| | F | 0 | 0 | 0 | 0 | 0 | 0 | 0 | 0 | 0 | 0 | 0 |
| POSS - MARIJUANA | 18 M | 0 | 0 | 0 | 0 | 0 | 1 | 1 | 3 | 0 | 5 | 0 |
| | F | 0 | 0 | 0 | 0 | 0 | 0 | 0 | 0 | 0 | 0 | 0 |
| DRIVING UNDER THE INFLUENCE | 21 M | 0 | 0 | 0 | 0 | 0 | 0 | 0 | 2 | 0 | 0 | 0 |
| | F | 0 | 0 | 0 | 0 | 0 | 0 | 0 | 0 | 0 | 0 | 0 |
| LIQUOR LAWS | 22 M | 0 | 0 | 0 | 0 | 17 | 22 | 55 | 15 | 29 | 1 | 40 |
| | F | 0 | 0 | 0 | 0 | 1 | 9 | 16 | 0 | 0 | 0 | 1 |
| DISORDERLY CONDUCT | 24 M | 0 | 0 | 0 | 0 | 0 | 1 | 5 | 4 | 0 | 3 | 0 |
| | F | 0 | 0 | 0 | 0 | 0 | 0 | 0 | 0 | 0 | 0 | 0 |
| ALL OTHER OFFENSES | 26 M | 3 | 4 | 0 | 0 | 1 | 6 | 17 | 13 | 0 | 6 | 0 |
| | F | 0 | 0 | 0 | 0 | 0 | 0 | 0 | 0 | 0 | 0 | 0 |
| CURFEW | 28 M | 1 | 0 | 1 | 2 | 3 | 3 | 9 | 6 | 0 | 19 | 0 |
| | F | 0 | 0 | 0 | 0 | 0 | 0 | 0 | 0 | 0 | 0 | 0 |
| RUNAWAY | 29 M | 0 | 0 | 0 | 0 | 0 | 0 | 0 | 1 | 0 | 4 | 0 |
| | F | 0 | 0 | 0 | 0 | 0 | 0 | 0 | 0 | 0 | 0 | 0 |
| TOTALS | | 22 | 23 | 47 | 42 | 43 | 61 | 238 | 100 | 1 | 136 | 1 |

AGE, SEX AND RACE OF PERSONS ARRESTED
18 YEARS OF AGE AND OVER
KETCHIKAN POLICE DEPARTMENT
1977

-99-

| | | 18 | 19 | 20 | 21 | 22 | 23 | 24 | 25-29 | 30-34 | 35-39 | 40-44 | 45-49 | 50-54 | 55-59 | 60+ | TOTAL | WHITE | BLACK | IND | ALL OTHERS | |
|-----------------------------|-------|----|----|----|----|----|----|----|-------|-------|-------|-------|-------|-------|-------|-----|-------|-------|-------|-----|---------------|---|
| FORCIBLE RAPE | 02 M | 0 | 0 | 0 | 0 | 1 | 0 | 1 | 1 | 0 | 0 | 0 | 0 | 0 | 0 | 0 | 3 | 3 | 0 | 0 | 0 | 0 |
| | F | 0 | 0 | 0 | 0 | 0 | 0 | 0 | 0 | 0 | 0 | 0 | 0 | 0 | 0 | 0 | 0 | 0 | 0 | 0 | 0 | 0 |
| ROBBERY | 03 M | 0 | 1 | 0 | 0 | 0 | 0 | 0 | 0 | 0 | 0 | 0 | 0 | 0 | 0 | 0 | 1 | 1 | 0 | 0 | 1 | 0 |
| | F | 0 | 0 | 0 | 0 | 0 | 0 | 0 | 0 | 0 | 0 | 0 | 0 | 0 | 0 | 0 | 0 | 0 | 0 | 0 | 0 | 0 |
| AGGRAVATED ASSAULT | 04 M | 0 | 1 | 0 | 1 | 3 | 3 | 5 | 10 | 4 | 3 | 0 | 0 | 0 | 0 | 0 | 32 | 1 | 0 | 0 | 0 | 0 |
| | F | 0 | 0 | 2 | 1 | 1 | 0 | 1 | 0 | 0 | 0 | 0 | 0 | 0 | 0 | 0 | 4 | 20 | 0 | 0 | 11 | 5 |
| BURGLARY | 05 M | 5 | 1 | 2 | 2 | 0 | 1 | 2 | 4 | 0 | 2 | 1 | 0 | 0 | 0 | 0 | 24 | 0 | 0 | 0 | 0 | 0 |
| | F | 0 | 0 | 0 | 0 | 0 | 0 | 1 | 0 | 0 | 0 | 0 | 0 | 0 | 0 | 0 | 0 | 0 | 0 | 0 | 0 | 0 |
| LARCENY / THEFT | 06 M | 3 | 1 | 1 | 1 | 1 | 1 | 0 | 1 | 1 | 1 | 2 | 1 | 0 | 0 | 1 | 16 | 9 | 0 | 13 | 0 | 0 |
| | F | 0 | 0 | 0 | 0 | 0 | 0 | 1 | 2 | 0 | 1 | 0 | 0 | 0 | 0 | 0 | 10 | 15 | 0 | 11 | 0 | 0 |
| MOTOR VEHICLE THEFT | 07 M | 1 | 0 | 0 | 0 | 1 | 0 | 0 | 1 | 0 | 0 | 0 | 0 | 0 | 0 | 0 | 3 | 1 | 0 | 2 | 0 | 0 |
| | F | 0 | 0 | 0 | 0 | 0 | 0 | 0 | 0 | 0 | 0 | 0 | 0 | 0 | 0 | 0 | 0 | 0 | 0 | 0 | 0 | 0 |
| OTHER ASSAULTS | 08 M | 0 | 0 | 3 | 0 | 3 | 2 | 2 | 10 | 7 | 1 | 0 | 0 | 0 | 1 | 0 | 29 | 0 | 0 | 0 | 0 | 0 |
| | F | 0 | 1 | 0 | 1 | 0 | 0 | 1 | 2 | 0 | 1 | 0 | 0 | 0 | 0 | 0 | 6 | 22 | 0 | 11 | 2 | 0 |
| FORGERY & COUNTERFEITING | 10 M | 0 | 0 | 0 | 0 | 0 | 0 | 0 | 1 | 0 | 0 | 0 | 0 | 0 | 0 | 0 | 1 | 0 | 0 | 0 | 0 | 0 |
| | F | 0 | 0 | 0 | 0 | 0 | 0 | 0 | 0 | 0 | 0 | 0 | 0 | 0 | 0 | 0 | 0 | 0 | 0 | 0 | 0 | 0 |
| FRAUD | 11 M | 0 | 0 | 1 | 0 | 0 | 0 | 1 | 0 | 1 | 0 | 1 | 0 | 1 | 0 | 1 | 6 | 0 | 0 | 0 | 0 | 0 |
| | F | 0 | 0 | 0 | 0 | 0 | 0 | 1 | 2 | 0 | 0 | 0 | 3 | 3 | 0 | 0 | 9 | 5 | 0 | 10 | 0 | 0 |
| STOLEN PROPERTY | 13 M | 0 | 0 | 0 | 0 | 0 | 0 | 0 | 0 | 1 | 0 | 0 | 0 | 0 | 0 | 0 | 1 | 0 | 0 | 0 | 0 | 0 |
| | F | 0 | 1 | 0 | 0 | 0 | 0 | 0 | 0 | 0 | 0 | 0 | 0 | 0 | 0 | 0 | 0 | 1 | 1 | 0 | 1 | 0 |
| VANDALISM | 14 M | 2 | 1 | 3 | 2 | 0 | 1 | 0 | 3 | 5 | 2 | 0 | 0 | 1 | 0 | 1 | 21 | 0 | 0 | 0 | 0 | 0 |
| | F | 0 | 0 | 0 | 0 | 0 | 0 | 0 | 1 | 0 | 0 | 0 | 0 | 0 | 0 | 0 | 1 | 14 | 1 | 7 | 0 | 0 |
| WEAPONS | 15 M | 0 | 0 | 0 | 0 | 1 | 0 | 0 | 1 | 1 | 1 | 1 | 0 | 0 | 0 | 0 | 5 | 0 | 0 | 0 | 0 | 0 |
| | F | 0 | 0 | 0 | 0 | 0 | 0 | 0 | 0 | 0 | 0 | 0 | 0 | 0 | 0 | 0 | 0 | 0 | 0 | 0 | 0 | 0 |
| PROSTITUTION & COMM VICE | 16 M | 0 | 0 | 0 | 0 | 0 | 1 | 0 | 0 | 0 | 0 | 0 | 0 | 0 | 0 | 0 | 1 | 0 | 0 | 0 | 0 | 0 |
| | F | 0 | 0 | 0 | 0 | 0 | 0 | 1 | 0 | 0 | 1 | 0 | 0 | 0 | 0 | 0 | 2 | 1 | 2 | 0 | 0 | 0 |
| SEX OFFENSES | 17 M | 1 | 0 | 0 | 0 | 1 | 0 | 0 | 0 | 3 | 3 | 0 | 0 | 0 | 0 | 0 | 8 | 0 | 0 | 0 | 0 | 0 |
| | F | 1 | 0 | 0 | 0 | 1 | 0 | 0 | 0 | 0 | 1 | 0 | 0 | 0 | 0 | 0 | 3 | 9 | 0 | 2 | 0 | 0 |
| SALE - OPIUM, COCAINE, ETC. | 18a M | 0 | 0 | 0 | 0 | 0 | 0 | 0 | 0 | 1 | 3 | 0 | 0 | 0 | 0 | 0 | 4 | 0 | 0 | 0 | 0 | 0 |
| | F | 0 | 0 | 0 | 0 | 0 | 0 | 0 | 0 | 0 | 0 | 0 | 0 | 0 | 0 | 0 | 0 | 0 | 0 | 0 | 0 | 0 |
| SALE - OTHER NON-NARCOTIC | 18d M | 0 | 0 | 0 | 0 | 0 | 0 | 0 | 0 | 1 | 0 | 0 | 0 | 0 | 0 | 0 | 1 | 0 | 0 | 0 | 0 | 0 |
| | F | 0 | 0 | 0 | 0 | 0 | 0 | 0 | 0 | 0 | 0 | 0 | 0 | 0 | 0 | 0 | 0 | 0 | 0 | 0 | 0 | 0 |
| POSS - OPIUM, COCAINE, ETC. | 18e M | 0 | 0 | 0 | 0 | 0 | 0 | 0 | 0 | 1 | 0 | 0 | 0 | 0 | 0 | 0 | 1 | 0 | 0 | 0 | 0 | 0 |
| | F | 0 | 0 | 0 | 0 | 0 | 0 | 0 | 0 | 0 | 0 | 0 | 0 | 0 | 0 | 0 | 0 | 0 | 0 | 0 | 0 | 0 |
| POSS - MARIJUANA | 18f M | 0 | 2 | 1 | 0 | 0 | 1 | 0 | 1 | 1 | 0 | 0 | 0 | 0 | 0 | 0 | 6 | 0 | 0 | 0 | 0 | 0 |
| | F | 0 | 0 | 0 | 0 | 0 | 0 | 0 | 0 | 0 | 0 | 0 | 0 | 0 | 0 | 0 | 0 | 0 | 0 | 0 | 0 | 0 |
| POSS - SYNTHETIC DRUGS | 18g M | 0 | 0 | 0 | 0 | 0 | 0 | 1 | 0 | 0 | 0 | 0 | 0 | 0 | 0 | 0 | 1 | 0 | 0 | 0 | 0 | 0 |
| | F | 0 | 0 | 0 | 0 | 0 | 0 | 0 | 0 | 0 | 0 | 0 | 0 | 0 | 0 | 0 | 0 | 0 | 0 | 0 | 0 | 0 |
| POSS - OTHER NON-NARCOTIC | 18h M | 0 | 0 | 0 | 0 | 0 | 0 | 1 | 1 | 0 | 0 | 0 | 0 | 0 | 0 | 0 | 2 | 0 | 0 | 0 | 0 | 0 |
| | F | 0 | 0 | 0 | 0 | 0 | 0 | 0 | 0 | 0 | 0 | 0 | 0 | 0 | 0 | 0 | 0 | 0 | 0 | 0 | 0 | 0 |
| DRIVING UNDER THE INFLUENCE | 21 M | 2 | 4 | 3 | 2 | 2 | 2 | 4 | 13 | 14 | 8 | 2 | 5 | 4 | 3 | 3 | 71 | 0 | 0 | 0 | 0 | 0 |
| | F | 1 | 0 | 0 | 2 | 2 | 0 | 0 | 2 | 2 | 2 | 0 | 0 | 0 | 0 | 0 | 11 | 58 | 1 | 23 | 0 | 0 |
| LIQUOR LAWS | 22 M | 26 | 3 | 2 | 1 | 3 | 1 | 0 | 3 | 3 | 1 | 2 | 2 | 2 | 0 | 3 | 52 | 0 | 0 | 0 | 0 | 0 |
| | F | 11 | 0 | 0 | 0 | 0 | 0 | 0 | 0 | 0 | 0 | 0 | 0 | 0 | 0 | 0 | 12 | 31 | 0 | 33 | 0 | 0 |
| DISORDERLY CONDUCT | 24 M | 3 | 7 | 20 | 5 | 7 | 7 | 11 | 27 | 10 | 7 | 5 | 3 | 3 | 1 | 5 | 121 | 0 | 0 | 0 | 0 | 0 |
| | F | 1 | 1 | 1 | 1 | 2 | 2 | 3 | 3 | 1 | 0 | 0 | 1 | 0 | 0 | 0 | 16 | 74 | 1 | 56 | 6 | 0 |
| ALL OTHER OFFENSES | 26 M | 3 | 3 | 6 | 3 | 2 | 2 | 1 | 5 | 6 | 1 | 2 | 0 | 1 | 0 | 1 | 36 | 0 | 0 | 0 | 0 | 0 |
| | F | 0 | 0 | 0 | 1 | 0 | 0 | 0 | 2 | 0 | 1 | 0 | 0 | 0 | 0 | 1 | 5 | 28 | 0 | 11 | 2 | 0 |
| TOTALS | | 63 | 30 | 46 | 24 | 30 | 28 | 36 | 93 | 69 | 33 | 20 | 15 | 14 | 7 | 16 | 524 | 308 | 5 | 195 | 16 | 0 |

RETURN A-MONTHLY RETURN OF OFFENSES KNOWN TO THE POLICE
KODIAK POLICE DEPARTMENT
1979

| OFFENSES | OFFENSES REPORTED | UNFOUNDED | ACTUAL OFFENSES | OFFENSES CLEARED BY ARREST OR EXCEPTIONAL MEANS | CLEARANCES INVOLVING ONLY PERSONS UNDER 18 |
|-----------------------------|-------------------|-----------|-----------------|---|--|
| MURDER | 2 | 0 | 2 | 2 | 0 |
| MANSLAUGHTER BY NEGLIGENCE | 0 | 0 | 0 | 0 | 0 |
| FORCIBLE RAPE | 10 | 3 | 7 | 7 | 0 |
| ACTUAL RAPE | 6 | 3 | 3 | 3 | 0 |
| ATTEMPTED RAPE | 4 | 0 | 4 | 4 | 0 |
| ROBBERY TOTALS | 8 | 0 | 8 | 8 | 0 |
| FIREARM | 3 | 0 | 3 | 3 | 0 |
| KNIFE OR CUTTING INSTRUMENT | 0 | 0 | 0 | 0 | 0 |
| OTHER DANGEROUS WEAPON | 0 | 0 | 0 | 0 | 0 |
| STRONG-ARM | 5 | 0 | 5 | 5 | 0 |
| ASSAULT TOTALS | 147 | 12 | 135 | 115 | 6 |
| FIREARM | 3 | 0 | 3 | 3 | 0 |
| KNIFE OR CUTTING INSTRUMENT | 8 | 0 | 8 | 8 | 1 |
| OTHER DANGEROUS WEAPON | 10 | 0 | 10 | 10 | 0 |
| HANDS, FISTS, FEET, ETC. | 31 | 0 | 31 | 31 | 0 |
| OTHER ASSAULTS-SIMPLE | 95 | 12 | 83 | 75 | 7 |
| BURGLARY TOTALS | 113 | 14 | 99 | 75 | 24 |
| FORCIBLE ENTRY | 64 | 6 | 58 | 27 | 31 |
| UNLAWFUL ENTRY-NO FORCE | 33 | 2 | 31 | 14 | 0 |
| ATTEMPTED FORCIBLE ENTRY | 16 | 6 | 10 | 5 | 5 |
| LARCENY-THEFT | 385 | 54 | 331 | 27 | 10 |
| MOTOR VEHICLE THEFT TOTALS | 75 | 23 | 52 | 14 | 11 |
| AUTOS | 52 | 21 | 31 | 3 | 1 |
| TRUCKS AND BUSES | 4 | 1 | 3 | 0 | 0 |
| OTHER VEHICLES | 19 | 1 | 18 | 11 | 10 |
| GRAND TOTAL | 740 | 109 | 632 | 519 | 34 |

OFFICERS KILLED OR ASSAULTED
KILLED-FELONY 0 KILLED-ACCIDENT 0 ASSAULTED 2

PROPERTY STOLEN BY CLASSIFICATION
KODIAK POLICE DEPARTMENT
1979

| PROPERTY STOLEN | ACTUAL OFFENSES | PROPERTY STOLEN |
|----------------------------|-----------------|-----------------|
| MURDER | 2 | 0 |
| FORCIBLE RAPE | 5 | 0 |
| ROBBERY | 8 | 980 |
| HIGHWAY (STREETS & ALLEYS) | 5 | 0 |
| COMMERCIAL HOUSE | 0 | 0 |
| GAS OR SERVICE STATION | 0 | 0 |
| CHAIN STORE | 2 | 946 |
| RESIDENCE | 0 | 0 |
| BANK | 1 | 13040 |
| MISCELLANEOUS | 0 | 0 |
| TOTAL ROBBERY | 8 | 14866 |
| BURGLARY | 17 | 2255 |
| RESIDENCE-NIGHT | 3 | 377 |
| RESIDENCE-DAY | 5 | 1450 |
| RESIDENCE-UNKNOWN | 9 | 0 |
| NONRESIDENCE-NIGHT | 59 | 36204 |
| NONRESIDENCE-DAY | 2 | 100 |
| NONRESIDENCE-UNKNOWN | 13 | 1127 |
| TOTAL BURGLARY | 99 | 42015 |
| LARCENY-THEFT | 104 | 110994 |
| \$200 AND OVER | 119 | 10061 |
| \$50 TO \$200 | 108 | 1140 |
| UNDER \$50 | 331 | 122215 |
| TOTAL LARCENY | 522 | 32620 |
| HV-THEFT | 497 | 211716 |

6X. NATURE OF LARCENIES

| | | |
|-----------------------------|-----|--------|
| POCKET-PICKING | 1 | 200 |
| PURSE-SWITCHING | 0 | 0 |
| SHOP-LIFTING | 37 | 4040 |
| FROM MOTOR VEHICLES | 52 | 10527 |
| HV-PARTS & ACCESSORIES | 23 | 1109 |
| BICYCLES | 22 | 1078 |
| FROM BUILDINGS | 93 | 41886 |
| FROM COIN-OPERATED MACHINES | 3 | 3 |
| ALL OTHER | 100 | 53307 |
| TOTAL LARCENIES | 331 | 122215 |

7X. MOTOR VEHICLES RECOVERED
(C) TOTAL LOCALLY STOLEN HV RECOVERED 41

PROPERTY BY TYPE AND VALUE
KODIAK POLICE DEPARTMENT
1979

| PROPERTY | PROPERTY STOLEN | PROPERTY RECOVERED |
|---------------------------|-----------------|--------------------|
| CURRENCY-NOTES, ETC. | \$ 53309 | \$ 10000 |
| JEWELRY & PRECIOUS METALS | \$ 11269 | \$ 104 |
| TELEVISION AND RADIO | \$ 4663 | \$ 794 |
| TRUCKS AND VEHICLES | \$ 10500 | \$ 25000 |
| OFFICE EQUIPMENT | \$ 0 | \$ 0 |
| TV'S, RADIOS, STEREOS | \$ 23303 | \$ 7483 |
| FIREARMS | \$ 14688 | \$ 7732 |
| HOUSEHOLD GOODS | \$ 157 | \$ 0 |
| CONSUMABLE GOODS | \$ 4231 | \$ 425 |
| LIVESTOCK | \$ 100 | \$ 100 |
| MISCELLANEOUS | \$ 69771 | \$ 25331 |
| TOTAL | \$ 211716 | \$ 33764 |

AGE, SEX AND RACE OF PERSONS ARRESTED
UNDER 18 YEARS OF AGE
KODIAK POLICE DEPARTMENT
1979

| | | 10 and UNDER | 11-12 | 13-14 | 15 | 16 | 17 | TOTAL UNDER 18 | WHITE | BLACK | INDIAN | ALL OTHERS |
|-----------------------------|-------|--------------|-------|-------|----|----|----|----------------|-------|-------|--------|------------|
| BURGLARY | 05 M | 1 | 0 | 0 | 0 | 2 | 2 | 5 | | | | |
| | F | 0 | 0 | 2 | 0 | 0 | 0 | 2 | 3 | 0 | 0 | 4 |
| LARCENY / THEFT | 06 M | 1 | 0 | 1 | 0 | 0 | 0 | 2 | | | | |
| | F | 0 | 0 | 1 | 0 | 1 | 0 | 2 | 2 | 0 | 0 | 3 |
| MOTOR VEHICLE THEFT | 07 M | 0 | 0 | 0 | 0 | 0 | 0 | 0 | | | | |
| | F | 0 | 1 | 2 | 0 | 0 | 0 | 3 | | | | |
| OTHER ASSAULTS | 08 M | 0 | 0 | 0 | 1 | 0 | 0 | 1 | | | | |
| | F | 0 | 0 | 0 | 0 | 0 | 1 | 1 | 4 | 0 | 0 | 0 |
| POSS - OPIUM, COCAINE, ETC. | 18e M | 0 | 0 | 0 | 0 | 0 | 0 | 0 | | | | |
| | F | 0 | 0 | 0 | 0 | 2 | 0 | 2 | 2 | 0 | 0 | 0 |
| POSS - MARIJUANA | 18f M | 0 | 0 | 1 | 0 | 1 | 0 | 2 | | | | |
| | F | 0 | 0 | 0 | 0 | 0 | 0 | 0 | 2 | 0 | 0 | 0 |
| DRIVING UNDER THE INFLUENCE | 21 M | 0 | 0 | 1 | 0 | 0 | 0 | 1 | | | | |
| | F | 0 | 0 | 0 | 0 | 1 | 1 | 2 | 2 | 0 | 0 | 1 |
| LIQUOR LAWS | 22 M | 0 | 0 | 0 | 0 | 0 | 0 | 0 | | | | |
| | F | 0 | 0 | 1 | 1 | 1 | 3 | 6 | 1 | 0 | 0 | 1 |
| DISORDERLY CONDUCT | 24 M | 0 | 0 | 2 | 0 | 2 | 2 | 6 | | | | |
| | F | 0 | 0 | 0 | 1 | 4 | 1 | 6 | 4 | 0 | 0 | 8 |
| ALL OTHER OFFENSES | 26 M | 0 | 0 | 1 | 0 | 0 | 0 | 1 | | | | |
| | F | 0 | 0 | 1 | 0 | 1 | 0 | 2 | 4 | 0 | 0 | 3 |
| CURFEW | 28 M | 0 | 0 | 1 | 0 | 0 | 0 | 1 | | | | |
| | F | 0 | 0 | 0 | 0 | 1 | 2 | 3 | 2 | 0 | 0 | 1 |
| RUNAWAY | 29 M | 0 | 0 | 0 | 0 | 0 | 0 | 0 | | | | |
| | F | 0 | 0 | 1 | 0 | 0 | 0 | 1 | 1 | 0 | 0 | 3 |
| TOTALS | | 2 | 1 | 17 | 5 | 17 | 13 | 55 | 27 | 0 | 0 | 28 |

AGE, SEX AND RACE OF PERSONS ARRESTED
18 YEARS OF AGE AND OVER
KODIAK POLICE DEPARTMENT
1979

| | | 18 | 19 | 20 | 21 | 22 | 23 | 24 | 25-29 | 30-34 | 35-39 | 40-44 | 45-49 | 50-54 | 55-59 | 60+ | TOTAL | WHITE | BLACK | IND | ALL OTHERS |
|-----------------------------|-------|----|----|----|----|----|----|----|-------|-------|-------|-------|-------|-------|-------|-----|-------|-------|-------|-----|------------|
| MURDER / NONNEG MANSL. | 01A M | 0 | 0 | 0 | 0 | 0 | 0 | 0 | 1 | 0 | 0 | 0 | 0 | 0 | 0 | 0 | 1 | | | | |
| | F | 0 | 0 | 0 | 0 | 0 | 0 | 0 | 0 | 0 | 0 | 0 | 0 | 0 | 0 | 0 | 0 | 0 | 0 | 0 | 1 |
| FORCIBLE RAPE | 02 M | 0 | 1 | 0 | 1 | 0 | 0 | 0 | 0 | 0 | 0 | 0 | 0 | 0 | 0 | 0 | 2 | | | | |
| | F | 0 | 0 | 0 | 0 | 0 | 0 | 0 | 0 | 0 | 0 | 0 | 0 | 0 | 0 | 0 | 0 | 0 | 0 | 0 | 0 |
| ROBBERY | 03 M | 0 | 0 | 0 | 0 | 0 | 0 | 0 | 2 | 0 | 0 | 0 | 0 | 0 | 0 | 0 | 2 | | | | |
| | F | 0 | 0 | 0 | 0 | 0 | 0 | 0 | 0 | 0 | 0 | 0 | 0 | 0 | 0 | 0 | 0 | 0 | 0 | 0 | 0 |
| AGGRAVATED ASSAULT | 04 M | 0 | 3 | 0 | 1 | 2 | 2 | 1 | 4 | 5 | 2 | 0 | 0 | 0 | 0 | 0 | 2 | | | | |
| | F | 1 | 0 | 0 | 0 | 0 | 0 | 0 | 0 | 0 | 0 | 1 | 1 | 1 | 1 | 1 | 23 | | | | |
| BURGLARY | 05 M | 1 | 2 | 1 | 0 | 1 | 1 | 0 | 1 | 0 | 0 | 0 | 0 | 0 | 0 | 0 | 7 | | | | |
| | F | 0 | 0 | 0 | 1 | 0 | 0 | 0 | 0 | 0 | 0 | 0 | 0 | 0 | 0 | 0 | 0 | 0 | 0 | 0 | 0 |
| LARCENY / THEFT | 06 M | 0 | 1 | 0 | 1 | 3 | 0 | 0 | 9 | 2 | 2 | 4 | 0 | 0 | 0 | 0 | 1 | | | | |
| | F | 1 | 0 | 0 | 0 | 0 | 0 | 0 | 0 | 0 | 0 | 0 | 0 | 0 | 0 | 0 | 0 | 0 | 0 | 0 | 2 |
| OTHER ASSAULTS | 08 M | 0 | 1 | 0 | 1 | 2 | 1 | 3 | 2 | 3 | 3 | 1 | 1 | 2 | 2 | 0 | 24 | | | | |
| | F | 0 | 0 | 1 | 0 | 0 | 0 | 0 | 0 | 0 | 0 | 0 | 0 | 0 | 0 | 0 | 2 | | | | 10 |
| ARSON | 09 M | 0 | 0 | 1 | 0 | 0 | 0 | 0 | 1 | 0 | 0 | 0 | 0 | 0 | 0 | 0 | 20 | | | | |
| | F | 0 | 0 | 0 | 0 | 0 | 0 | 0 | 0 | 1 | 0 | 0 | 0 | 0 | 0 | 0 | 2 | | | | 8 |
| FORGERY & COUNTERFEITING | 10 M | 0 | 0 | 1 | 0 | 0 | 0 | 0 | 0 | 0 | 0 | 0 | 0 | 0 | 0 | 0 | 1 | | | | |
| | F | 0 | 0 | 0 | 0 | 0 | 0 | 0 | 0 | 0 | 0 | 0 | 0 | 0 | 0 | 0 | 0 | 0 | 0 | 0 | 0 |
| RAUD | 11 M | 0 | 0 | 0 | 0 | 0 | 0 | 0 | 0 | 0 | 0 | 0 | 0 | 0 | 0 | 0 | 2 | | | | |
| | F | 0 | 0 | 0 | 1 | 0 | 0 | 0 | 0 | 0 | 0 | 0 | 0 | 0 | 0 | 0 | 0 | 0 | 0 | 0 | 1 |
| STOLEN PROPERTY | 13 M | 0 | 0 | 0 | 0 | 1 | 0 | 0 | 0 | 0 | 0 | 0 | 0 | 0 | 0 | 0 | 10 | | | | |
| | F | 0 | 0 | 0 | 0 | 0 | 0 | 0 | 0 | 0 | 0 | 0 | 0 | 0 | 0 | 0 | 0 | 0 | 0 | 0 | 1 |
| VANDALISM | 14 M | 0 | 0 | 0 | 0 | 0 | 0 | 0 | 0 | 0 | 0 | 0 | 0 | 0 | 0 | 0 | 3 | | | | |
| | F | 0 | 0 | 0 | 0 | 1 | 0 | 0 | 0 | 0 | 0 | 0 | 0 | 0 | 0 | 0 | 1 | | | | 0 |
| WEAPONS | 15 M | 0 | 0 | 1 | 0 | 0 | 0 | 0 | 0 | 0 | 0 | 0 | 0 | 0 | 0 | 0 | 0 | | | | |
| | F | 0 | 1 | 1 | 0 | 0 | 0 | 0 | 6 | 2 | 2 | 3 | 1 | 1 | 0 | 0 | 17 | | | | 2 |
| SEX OFFENSES | 17 M | 0 | 0 | 1 | 0 | 0 | 0 | 1 | 0 | 0 | 0 | 0 | 0 | 0 | 0 | 0 | 0 | | | | |
| | F | 0 | 0 | 0 | 0 | 0 | 1 | 1 | 0 | 0 | 1 | 0 | 0 | 0 | 0 | 0 | 4 | | | | 2 |
| SALE - OPIUM, COCAINE, ETC. | 18a M | 0 | 0 | 1 | 0 | 0 | 0 | 0 | 0 | 0 | 0 | 0 | 0 | 0 | 0 | 0 | 1 | | | | |
| | F | 0 | 0 | 0 | 1 | 0 | 1 | 0 | 1 | 0 | 0 | 0 | 0 | 0 | 0 | 0 | 0 | 0 | 0 | 0 | 4 |
| SALE - MARIJUANA | 18b M | 3 | 3 | 1 | 3 | 1 | 1 | 0 | 5 | 0 | 0 | 0 | 0 | 0 | 0 | 0 | 1 | | | | |
| | F | 0 | 0 | 0 | 0 | 1 | 0 | 0 | 0 | 0 | 0 | 0 | 0 | 0 | 0 | 0 | 0 | 0 | 0 | 0 | 0 |
| SALE - SYNTHETIC DRUGS | 18c M | 0 | 0 | 0 | 0 | 0 | 0 | 0 | 0 | 0 | 0 | 0 | 0 | 0 | 0 | 0 | 1 | | | | |
| | F | 0 | 0 | 0 | 0 | 0 | 0 | 0 | 0 | 0 | 0 | 0 | 0 | 0 | 0 | 0 | 0 | 0 | 0 | 0 | 3 |
| SALE - OTHER NON-NARCOTIC | 18d M | 0 | 0 | 0 | 0 | 0 | 0 | 1 | 0 | 0 | 0 | 0 | 0 | 0 | 0 | 0 | 0 | | | | |
| | F | 0 | 0 | 0 | 0 | 0 | 0 | 0 | 0 | 0 | 0 | 0 | 0 | 0 | 0 | 0 | 0 | 0 | 0 | 0 | 0 |
| POSS - OPIUM, COCAINE, ETC. | 18e M | 0 | 0 | 0 | 0 | 0 | 0 | 0 | 0 | 0 | 0 | 0 | 0 | 0 | 0 | 0 | 0 | | | | |
| | F | 0 | 0 | 0 | 0 | 0 | 0 | 0 | 0 | 0 | 0 | 0 | 0 | 0 | 0 | 0 | 0 | 0 | 0 | 0 | 0 |
| POSS - MARIJUANA | 18f M | 0 | 0 | 0 | 0 | 0 | 0 | 0 | 1 | 1 | 0 | 0 | 0 | 0 | 0 | 0 | 0 | | | | |
| | F | 0 | 0 | 0 | 0 | 0 | 0 | 0 | 0 | 0 | 0 | 0 | 0 | 0 | 0 | 0 | 0 | 0 | 0 | 0 | 0 |
| POSS - OTHER NON-NARCOTIC | 18h M | 0 | 0 | 0 | 0 | 0 | 0 | 0 | 0 | 0 | 0 | 0 | 0 | 0 | 0 | 0 | 0 | | | | |
| | F | 0 | 0 | 0 | 0 | 0 | 0 | 0 | 1 | 0 | 0 | 0 | 0 | 0 | 0 | 0 | 0 | 0 | 0 | 0 | 0 |
| DRIVING UNDER THE INFLUENCE | 21 M | 3 | 7 | 9 | 5 | 7 | 10 | 6 | 16 | 14 | 12 | 6 | 9 | 3 | 0 | 0 | 0 | | | | |
| | F | 0 | 0 | 1 | 0 | 0 | 0 | 2 | 1 | 4 | 2 | 2 | 2 | 0 | 0 | 0 | 117 | | | | |
| LIQUOR LAWS | 22 M | 9 | 3 | 3 | 4 | 0 | 1 | 0 | 5 | 4 | 0 | 7 | 7 | 1 | 1 | 1 | 15 | | | | |
| | F | 1 | 0 | 0 | 0 | 1 | 0 | 0 | 0 | 0 | 0 | 0 | 0 | 0 | 0 | 0 | 0 | 0 | 0 | 0 | 30 |
| DISORDERLY CONDUCT | 24 M | 4 | 10 | 1 | 3 | 3 | 5 | 2 | 8 | 7 | 5 | 5 | 1 | 0 | 0 | | | | | | |

RETURN A-MONTHLY RETURN OF OFFENSES KNOWN TO THE POLICE
NOME POLICE DEPARTMENT
1979

| OFFENSES | OFFENSES REPORTED | UNFOUNDED | ACTUAL OFFENSES | OFFENSES CLEARED BY ARREST OR EXCEPTIONAL MEANS | CLEARANCES INVOLVING ONLY PERSONS UNDER 18 |
|------------------------------|-------------------|-----------|-----------------|---|--|
| MURDER | 0 | 0 | 0 | 0 | 0 |
| MANSLAUGHTER BY NEGLIGENCE | 0 | 0 | 0 | 0 | 0 |
| FORCIBLE RAPE | 0 | 0 | 0 | 0 | 0 |
| ACTUAL RAPE | 14 | 8 | 6 | 2 | 1 |
| ATTEMPTED RAPE | 11 | 6 | 5 | 2 | 0 |
| ROBBERY TOTALS | 5 | 2 | 3 | 2 | 0 |
| FIREARM | 7 | 0 | 7 | 2 | 1 |
| KNIFE OR CUTTING INSTRUMENT | 0 | 0 | 0 | 1 | 0 |
| OTHER DANGEROUS WEAPON | 0 | 0 | 0 | 0 | 0 |
| STRONG-ARM | 0 | 0 | 0 | 0 | 0 |
| ASSAULT TOTALS | 7 | 0 | 7 | 0 | 0 |
| FIREARM | 179 | 14 | 165 | 1 | 0 |
| KNIFE OR CUTTING INSTRUMENT | 4 | 0 | 4 | 140 | 7 |
| OTHER DANGEROUS WEAPON | 9 | 0 | 9 | 4 | 0 |
| HANDS, FISTS, FEET, ETC. | 7 | 1 | 6 | 9 | 0 |
| OTHER ASSAULTS-SIMPLE | 12 | 1 | 11 | 4 | 0 |
| BURGLARY TOTALS | 147 | 12 | 135 | 10 | 0 |
| FORCIBLE ENTRY | 79 | 11 | 68 | 113 | 7 |
| UNLAWFUL ENTRY-NO FORCE | 55 | 3 | 52 | 9 | 4 |
| ATTEMPTED FORCIBLE ENTRY | 7 | 4 | 3 | 7 | 3 |
| LARCENY-THEFT | 17 | 5 | 12 | 0 | 0 |
| MOTOR VEHICLE THEFT TOTALS | 210 | 22 | 188 | 2 | 1 |
| AUTOS | 70 | 9 | 61 | 70 | 15 |
| TRUCKS AND BUSES | 28 | 5 | 23 | 21 | 10 |
| OTHER VEHICLES | 7 | 0 | 7 | 10 | 6 |
| GRAND TOTAL | 35 | 4 | 31 | 3 | 0 |
| OFFICERS KILLED OR ASSAULTED | 531 | 64 | 467 | 243 | 37 |
| KILLED-FELONY | 0 | 0 | 0 | 0 | 0 |
| KILLED-ACCIDENT | 0 | 0 | 0 | 0 | 0 |
| ASSAULTED | 0 | 0 | 0 | 0 | 0 |

PROPERTY STOLEN BY CLASSIFICATION
NOME POLICE DEPARTMENT
1979

| ACTUAL OFFENSES | PROPERTY STOLEN |
|--------------------------|-----------------|
| MURDER | \$ 0 |
| FORCIBLE RAPE | \$ 0 |
| ROBBERY | \$ 0 |
| HIGHWAY (STREETS/ALLEYS) | \$ 7 |
| COMMERCIAL HOUSE | \$ 1380 |
| GAS OR SERVICE STATION | \$ 0 |
| CHAIN STORE | \$ 0 |
| RESIDENCE | \$ 0 |
| BANK | \$ 0 |
| MISCELLANEOUS | \$ 0 |
| TOTAL ROBBERY | \$ 0 |
| BURGLARY | \$ 1380 |
| RESIDENCE-NIGHT | \$ 7 |
| RESIDENCE-DAY | \$ 680 |
| RESIDENCE-UNKNOWN | \$ 31 |
| NONRESIDENCE-NIGHT | \$ 8677 |
| NONRESIDENCE-DAY | \$ 7493 |
| NONRESIDENCE-UNKNOWN | \$ 0 |
| TOTAL BURGLARY | \$ 2506 |
| LARCENY-THEFT | \$ 19387 |
| \$200 AND OVER | \$ 44 |
| \$50 TO \$200 | \$ 22066 |
| UNDER \$50 | \$ 61 |
| TOTAL LARCENY | \$ 33 |
| MV-THEFT | \$ 189 |
| GRAND TOTAL | \$ 41 |
| | \$ 229300 |

IX. NATURE OF LARCENIES

| | | |
|-----------------------------|--------|----------|
| POCKET-PICKING | \$ 6 | \$ 1093 |
| PURSE-SNATCHING | \$ 0 | \$ 0 |
| SHOPLIFTING | \$ 48 | \$ 1849 |
| FROM MOTOR VEHICLES | \$ 15 | \$ 3426 |
| MV-PARTS & ACCESSORIES | \$ 3 | \$ 740 |
| BICYCLES | \$ 31 | \$ 2793 |
| FROM BUILDINGS | \$ 59 | \$ 15127 |
| FROM COIN-OPERATED MACHINES | \$ 1 | \$ 0 |
| ALL OTHER | \$ 20 | \$ 4373 |
| TOTAL LARCENIES | \$ 188 | \$ 28391 |

X. MOTOR VEHICLES RECOVERED

| | |
|-----------------------------------|----|
| TOTAL LOCALLY STOLEN MV RECOVERED | 55 |
|-----------------------------------|----|

PROPERTY BY TYPE AND VALUE
NOME POLICE DEPARTMENT
1979

| PROPERTY STOLEN | PROPERTY RECOVERED |
|---------------------------|--------------------|
| CURRENCY, NOTES, ETC. | \$ 375 |
| JEWELRY & PRECIOUS METALS | \$ 324 |
| COINAGE AND FUNG | \$ 550 |
| STOLEN MOTOR VEHICLES | \$ 144 |
| OFFICE EQUIPMENT | \$ 17092 |
| TV'S, RADIOS, STEREOS | \$ 2730 |
| FREIGHTS | \$ 1805 |
| HOUSEHOLD GOODS | \$ 315 |
| CONSUMABLE GOODS | \$ 3238 |
| LIQUOR | \$ 0 |
| MISCELLANEOUS | \$ 2185 |
| TOTAL | \$ 229300 |
| | \$ 188748 |

AGE, SEX AND RACE OF PERSONS ARRESTED
UNDER 18 YEARS OF AGE
NOME POLICE DEPARTMENT
1979

| | | | 10 and UNDER | 11-12 | 13-14 | 15 | 16 | 17 | TOTAL UNDER 18 | WHITE | BLACK | INDIAN | ALL OTHERS |
|-----------------------------|-----|---|--------------|-------|-------|----|----|----|----------------|-------|-------|--------|------------|
| FORCIBLE RAPE | 02 | M | 0 | 0 | 0 | 0 | 1 | 0 | 1 | 0 | 0 | 0 | 1 |
| | | F | 0 | 0 | 0 | 0 | 0 | 0 | 0 | 0 | 0 | 0 | 0 |
| ROBBERY | 03 | M | 0 | 0 | 0 | 0 | 1 | 0 | 1 | 0 | 0 | 0 | 1 |
| | | F | 0 | 0 | 0 | 0 | 0 | 0 | 0 | 0 | 0 | 0 | 0 |
| BURGLARY | 05 | M | 0 | 0 | 2 | 3 | 2 | 3 | 10 | 0 | 0 | 0 | 1 |
| | | F | 0 | 0 | 0 | 0 | 0 | 0 | 0 | 0 | 0 | 0 | 0 |
| LARCENY / THEFT | 06 | M | 5 | 2 | 1 | 3 | 0 | 2 | 13 | 4 | 0 | 0 | 6 |
| | | F | 2 | 1 | 2 | 0 | 0 | 0 | 5 | 3 | 0 | 0 | 15 |
| MOTOR VEHICLE THEFT | 07 | M | 0 | 1 | 0 | 1 | 3 | 1 | 6 | 1 | 0 | 0 | 4 |
| | | F | 0 | 0 | 0 | 1 | 1 | 1 | 3 | 2 | 0 | 0 | 7 |
| OTHER ASSAULTS | 08 | M | 0 | 0 | 1 | 0 | 0 | 1 | 2 | 0 | 0 | 0 | 1 |
| | | F | 0 | 0 | 0 | 0 | 2 | 1 | 3 | 1 | 0 | 0 | 4 |
| STOLEN PROPERTY | 13 | M | 0 | 0 | 0 | 0 | 1 | 1 | 2 | 0 | 0 | 0 | 1 |
| | | F | 0 | 0 | 0 | 0 | 0 | 0 | 0 | 1 | 0 | 0 | 1 |
| VANDALISM | 14 | M | 0 | 2 | 0 | 0 | 0 | 1 | 3 | 0 | 0 | 0 | 3 |
| | | F | 0 | 0 | 0 | 0 | 0 | 0 | 0 | 0 | 0 | 0 | 0 |
| SALE - MARIJUANA | 18b | M | 0 | 0 | 0 | 0 | 1 | 0 | 1 | 0 | 0 | 0 | 1 |
| | | F | 0 | 0 | 0 | 0 | 0 | 0 | 0 | 0 | 0 | 0 | 0 |
| POSS - MARIJUANA | 18f | M | 0 | 0 | 0 | 1 | 0 | 0 | 1 | 0 | 0 | 0 | 1 |
| | | F | 0 | 0 | 0 | 0 | 1 | 0 | 1 | 0 | 0 | 0 | 2 |
| DRIVING UNDER THE INFLUENCE | 21 | M | 0 | 0 | 0 | 0 | 0 | 0 | 0 | 0 | 0 | 0 | 0 |
| | | F | 0 | 0 | 0 | 1 | 0 | 0 | 1 | 0 | 0 | 0 | 1 |
| LIQUOR LAWS | 22 | M | 0 | 0 | 2 | 2 | 2 | 8 | 14 | 2 | 0 | 0 | 27 |
| | | F | 0 | 0 | 2 | 1 | 4 | 8 | 15 | 0 | 0 | 0 | 1 |
| DRUNKENNESS | 23 | M | 0 | 0 | 1 | 0 | 0 | 0 | 1 | 0 | 0 | 0 | 1 |
| | | F | 0 | 0 | 0 | 0 | 0 | 0 | 0 | 0 | 0 | 0 | 0 |
| DISORDERLY CONDUCT | 24 | M | 0 | 0 | 0 | 0 | 0 | 0 | 0 | 0 | 0 | 0 | 1 |
| | | F | 0 | 0 | 0 | 0 | 0 | 1 | 1 | 0 | 0 | 0 | 1 |
| ALL OTHER OFFENSES | 26 | M | 0 | 0 | 0 | 0 | 0 | 0 | 0 | 0 | 0 | 0 | 2 |
| | | F | 0 | 0 | 0 | 0 | 2 | 0 | 2 | 0 | 0 | 0 | 2 |
| CURFEW | 28 | M | 0 | 0 | 0 | 0 | 0 | 0 | 0 | 0 | 0 | 0 | 0 |
| | | F | 0 | 0 | 0 | 1 | 2 | 0 | 3 | 0 | 0 | 0 | 3 |
| TOTALS | | | 7 | 6 | 11 | 14 | 23 | 28 | 89 | 13 | 0 | 0 | 76 |

AGE, SEX AND RACE OF PERSONS ARRESTED
18 YEARS OF AGE AND OVER
NOME POLICE DEPARTMENT
1979

| | | | 18 | 19 | 20 | 21 | 22 | 23 | 24 | 25-29 | 30-34 | 35-39 | 40-44 | 45-49 | 50-54 | 55-59 | 60+ | TOTAL | WHITE | BLACK | IND | ALL OTHERS |
|-----------------------------|-----|---|----|----|----|----|----|----|----|-------|-------|-------|-------|-------|-------|-------|-----|-------|-------|-------|-----|------------|
| ROBBERY | 03 | M | 0 | 1 | 0 | 0 | 0 | 0 | 0 | 0 | 0 | 0 | 0 | 0 | 0 | 0 | 0 | 1 | 0 | 0 | 0 | 1 |
| | | F | 0 | 0 | 0 | 0 | 0 | 0 | 0 | 0 | 0 | 0 | 0 | 0 | 0 | 0 | 0 | 0 | 0 | 0 | 0 | 0 |
| AGGRAVATED ASSAULT | 04 | M | 2 | 0 | 4 | 1 | 1 | 0 | 1 | 2 | 1 | 1 | 0 | 0 | 0 | 1 | 0 | 14 | 0 | 0 | 0 | 1 |
| | | F | 0 | 1 | 0 | 0 | 0 | 0 | 0 | 1 | 0 | 0 | 0 | 0 | 0 | 0 | 0 | 2 | 0 | 1 | 1 | 14 |
| BURGLARY | 05 | M | 1 | 3 | 0 | 1 | 0 | 0 | 1 | 0 | 0 | 0 | 0 | 0 | 0 | 0 | 0 | 6 | 0 | 1 | 0 | 5 |
| | | F | 0 | 0 | 0 | 0 | 0 | 0 | 0 | 0 | 0 | 0 | 0 | 0 | 0 | 0 | 0 | 0 | 0 | 0 | 0 | 0 |
| LARCENY / THEFT | 06 | M | 0 | 4 | 4 | 3 | 0 | 0 | 15 | 4 | 4 | 1 | 0 | 0 | 0 | 0 | 0 | 35 | 1 | 0 | 0 | 5 |
| | | F | 0 | 1 | 0 | 0 | 0 | 0 | 0 | 1 | 0 | 2 | 0 | 0 | 1 | 0 | 0 | 5 | 2 | 0 | 0 | 38 |
| MOTOR VEHICLE THEFT | 07 | M | 0 | 0 | 6 | 0 | 1 | 0 | 1 | 0 | 0 | 0 | 0 | 0 | 0 | 0 | 0 | 8 | 0 | 0 | 0 | 8 |
| | | F | 0 | 0 | 1 | 0 | 0 | 0 | 0 | 0 | 0 | 0 | 0 | 0 | 0 | 0 | 0 | 1 | 1 | 0 | 0 | 8 |
| OTHER ASSAULTS | 08 | M | 1 | 0 | 2 | 8 | 1 | 3 | 15 | 10 | 4 | 4 | 3 | 2 | 0 | 0 | 0 | 54 | 7 | 11 | 2 | 1 |
| | | F | 1 | 2 | 0 | 0 | 0 | 1 | 0 | 1 | 0 | 1 | 0 | 0 | 0 | 0 | 0 | 0 | 0 | 0 | 0 | 47 |
| STOLEN PROPERTY | 13 | M | 0 | 0 | 0 | 0 | 0 | 1 | 0 | 0 | 0 | 0 | 0 | 0 | 0 | 0 | 0 | 2 | 0 | 0 | 0 | 2 |
| | | F | 0 | 0 | 0 | 0 | 0 | 0 | 0 | 0 | 0 | 0 | 0 | 0 | 0 | 0 | 0 | 0 | 0 | 0 | 0 | 0 |
| VANDALISM | 14 | M | 0 | 2 | 1 | 0 | 0 | 2 | 3 | 0 | 1 | 0 | 0 | 0 | 0 | 0 | 0 | 9 | 0 | 0 | 0 | 2 |
| | | F | 0 | 0 | 0 | 1 | 0 | 0 | 2 | 0 | 0 | 0 | 0 | 0 | 0 | 0 | 0 | 3 | 3 | 1 | 0 | 8 |
| WEAPONS | 15 | M | 0 | 0 | 2 | 0 | 0 | 1 | 1 | 2 | 1 | 0 | 0 | 0 | 0 | 0 | 0 | 7 | 0 | 1 | 0 | 6 |
| | | F | 0 | 0 | 0 | 0 | 0 | 0 | 0 | 0 | 0 | 0 | 0 | 0 | 0 | 0 | 0 | 0 | 0 | 0 | 0 | 0 |
| SEX OFFENSES | 17 | M | 0 | 0 | 0 | 0 | 0 | 0 | 0 | 0 | 2 | 0 | 0 | 1 | 0 | 0 | 0 | 3 | 0 | 0 | 0 | 3 |
| | | F | 0 | 0 | 0 | 0 | 0 | 0 | 0 | 0 | 0 | 0 | 0 | 0 | 0 | 0 | 0 | 0 | 0 | 0 | 0 | 0 |
| SALE - MARIJUANA | 18b | M | 0 | 0 | 1 | 1 | 0 | 1 | 0 | 0 | 1 | 0 | 0 | 0 | 0 | 0 | 0 | 4 | 0 | 0 | 0 | 1 |
| | | F | 0 | 0 | 0 | 0 | 0 | 0 | 0 | 0 | 0 | 0 | 0 | 0 | 0 | 0 | 0 | 0 | 3 | 0 | 0 | 1 |
| POSS - MARIJUANA | 18f | M | 1 | 0 | 0 | 0 | 0 | 0 | 0 | 0 | 0 | 0 | 0 | 0 | 0 | 0 | 0 | 1 | 0 | 0 | 0 | 1 |
| | | F | 0 | 0 | 0 | 0 | 0 | 0 | 0 | 0 | 0 | 0 | 0 | 0 | 0 | 0 | 0 | 0 | 0 | 0 | 0 | 0 |
| DRIVING UNDER THE INFLUENCE | 21 | M | 2 | 1 | 1 | 0 | 1 | 2 | 0 | 2 | 0 | 0 | 1 | 0 | 0 | 0 | 0 | 11 | 5 | 0 | 0 | 7 |
| | | F | 0 | 0 | 1 | 0 | 0 | 0 | 0 | 0 | 0 | 0 | 0 | 0 | 0 | 0 | 0 | 1 | 0 | 0 | 0 | 7 |
| LIQUOR LAWS | 22 | M | 5 | 0 | 0 | 0 | 0 | 0 | 0 | 0 | 0 | 0 | 0 | 0 | 0 | 0 | 0 | 5 | 0 | 0 | 0 | 9 |
| | | F | 4 | 0 | 0 | 0 | 0 | 0 | 0 | 0 | 0 | 0 | 0 | 0 | 0 | 0 | 0 | 4 | 0 | 0 | 0 | 9 |
| DRUNKENNESS | 23 | M | 0 | 10 | 11 | 15 | 15 | 16 | 11 | 46 | 20 | 20 | 19 | 18 | 5 | 11 | 7 | 324 | 7 | 0 | 1 | 286 |
| | | F | 4 | 6 | 6 | 2 | 9 | 1 | 1 | 5 | 9 | 12 | 7 | 1 | 7 | 0 | 0 | 70 | 0 | 0 | 0 | 286 |
| DISORDERLY CONDUCT | 24 | M | 1 | 1 | 2 | 3 | 1 | 1 | 2 | 3 | 0 | 3 | 1 | 1 | 0 | 0 | 0 | 19 | 0 | 0 | 0 | 21 |
| | | F | 0 | 0 | 0 | 1 | 0 | 0 | 0 | 0 | 0 | 1 | 1 | 0 | 1 | 0 | 0 | 4 | 2 | 0 | 0 | 21 |
| ALL OTHER OFFENSES | 26 | M | 0 | 1 | 2 | 2 | 0 | 0 | 2 | 6 | 5 | 2 | 5 | 1 | 1 | 0 | 0 | 27 | 0 | 0 | 0 | 22 |
| | | F | 0 | 0 | 0 | 0 | 0 | 1 | 0 | 0 | 0 | 0 | 0 | 0 | 0 | 0 | 0 | 1 | 5 | 0 | 1 | 22 |
| TOTALS | | | 22 | 33 | 44 | 38 | 29 | 28 | 23 | 104 | 53 | 47 | 44 | 26 | 18 | 11 | 8 | 528 | 41 | 4 | 4 | 479 |

RETURN A-MONTHLY RETURN OF OFFENSES KNOWN TO THE POLICE
NORTH POLE POLICE DEPARTMENT
1979

| OFFENSES | OFFENSES REPORTED | UNFOUNDED | ACTUAL OFFENSES | OFFENSES CLEARED | CLEARANCES |
|-----------------------------|-------------------|-----------|-----------------|-----------------------------------|------------------------------------|
| | | | | BY ARREST OR EXCEPTIONAL MEANS | INVOLVING ONLY PERSONS UNDER 18 |
| MURDER | 0 | 0 | 0 | 0 | 0 |
| MANSLAUGHTER BY NEGLIGENCE | 0 | 0 | 0 | 0 | 0 |
| FORCIBLE RAPE | 0 | 0 | 0 | 0 | 0 |
| ACTUAL RAPE | 0 | 0 | 0 | 0 | 0 |
| ATTEMPTED RAPE | 0 | 0 | 0 | 0 | 0 |
| ROBBERY TOTALS | 1 | 0 | 1 | 0 | 0 |
| FIREARM | 1 | 0 | 1 | 0 | 0 |
| KNIFE OR CUTTING INSTRUMENT | 0 | 0 | 0 | 0 | 0 |
| OTHER DANGEROUS WEAPON | 0 | 0 | 0 | 0 | 0 |
| STRONG-ARM | 0 | 0 | 0 | 0 | 0 |
| ASSAULT TOTALS | 0 | 0 | 0 | 0 | 0 |
| FIREARM | 0 | 0 | 0 | 0 | 0 |
| KNIFE OR CUTTING INSTRUMENT | 0 | 0 | 0 | 0 | 0 |
| OTHER DANGEROUS WEAPON | 0 | 0 | 0 | 0 | 0 |
| HANDS, FISTS, FEET, ETC. | 1 | 0 | 1 | 0 | 0 |
| OTHER ASSAULTS-SIMPLE | 0 | 0 | 0 | 0 | 0 |
| BURGLARY TOTALS | 23 | 3 | 19 | 1 | 1 |
| FORCIBLE ENTRY | 10 | 1 | 9 | 0 | 0 |
| UNLAWFUL ENTRY-NO FORCE | 9 | 1 | 8 | 0 | 0 |
| ATTEMPTED FORCIBLE ENTRY | 4 | 1 | 3 | 0 | 0 |
| LARCENY-THEFT | 58 | 0 | 58 | 1 | 1 |
| MOTOR VEHICLE THEFT TOTALS | 4 | 0 | 4 | 0 | 0 |
| AUTOS | 1 | 0 | 1 | 0 | 0 |
| TRUCKS AND BUSES | 1 | 0 | 1 | 0 | 0 |
| OTHER VEHICLES | 2 | 0 | 2 | 0 | 0 |
| GRAND TOTAL | 95 | 7 | 88 | 21 | 9 |

OFFICERS KILLED OR ASSAULTED
KILLED-FELONY 0 KILLED-ACCIDENT 0 ASSAULTED 0

PROPERTY STOLEN BY CLASSIFICATION
NORTH POLE POLICE DEPARTMENT
1979

| | ACTUAL OFFENSES | PROPERTY STOLEN |
|----------------------------|--------------------|--------------------|
| MURDER | 0 | 0 |
| FORCIBLE RAPE | 0 | 0 |
| ROBBERY | 0 | 0 |
| HIGHWAY (STREETS & ALLEYS) | 0 | 0 |
| COMMERCIAL HOUSE | 0 | 0 |
| GAS OR SERVICE STATION | 0 | 0 |
| CHAIN STORE | 1 | 1124 |
| RESIDENCE | 0 | 0 |
| BANK | 0 | 0 |
| MISCELLANEOUS | 0 | 0 |
| TOTAL ROBBERY | 1 | 1124 |
| BURGLARY | 0 | 0 |
| RESIDENCE-NIGHT | 4 | 1193 |
| RESIDENCE-DAY | 1 | 3229 |
| RESIDENCE-UNKNOWN | 2 | 200 |
| NONRESIDENCE-NIGHT | 7 | 726 |
| NONRESIDENCE-DAY | 3 | 0 |
| NONRESIDENCE-UNKNOWN | 2 | 0 |
| TOTAL BURGLARY | 19 | 5348 |
| LARCENY-THEFT | 0 | 0 |
| \$200 AND OVER | 11 | 4470 |
| \$50 TO \$200 | 22 | 2260 |
| UNDER \$50 | 25 | 554 |
| TOTAL LARCENY | 58 | 7284 |
| MV-THEFT | 4 | 3600 |
| GRAND TOTAL | 82 | 17356 |

6X. NATURE OF LARCENIES

| POCKET-PICKING | 1 | 14 |
|-----------------------------|----|------|
| PURSE-SNATCHING | 0 | 0 |
| SHOPLIFTING | 3 | 15 |
| FROM MOTOR VEHICLES | 6 | 1100 |
| MV-PARTS & ACCESSORIES | 5 | 277 |
| BICYCLES | 3 | 305 |
| FROM BUILDINGS | 27 | 3532 |
| FROM COIN-OPERATED MACHINES | 0 | 0 |
| ALL OTHER | 13 | 2041 |
| TOTAL LARCENIES | 58 | 7284 |

7X. MOTOR VEHICLES RECOVERED
(C) TOTAL LOCALLY STOLEN MV RECOVERED 2

PROPERTY BY TYPE AND VALUE
NORTH POLE POLICE DEPARTMENT
1979

| | PROPERTY STOLEN | PROPERTY RECOVERED |
|---------------------------|--------------------|-----------------------|
| CURRENCY, NOTES, ETC. | 3082 | 46 |
| JEWELRY & PRECIOUS METALS | 275 | 0 |
| CLOTHING AND FURS | 1553 | 94 |
| STOLEN MOTOR VEHICLES | 3600 | 2600 |
| OFFICE EQUIPMENT | 0 | 0 |
| T.V.'S, RADIOS, STEREO'S | 3246 | 0 |
| FIREARMS | 1057 | 0 |
| HOUSEHOLD GOODS | 15 | 15 |
| CONSUMABLE GOODS | 25 | 3 |
| LIVESTOCK | 0 | 0 |
| MISCELLANEOUS | 3799 | 956 |
| TOTAL | 17356 | 3714 |

AGE, SEX AND RACE OF PERSONS ARRESTED
UNDER 18 YEARS OF AGE
NORTH POLE POLICE DEPARTMENT
1979

| | | | AGE | | | | | TOTAL UNDER 18 | WHITE | BLACK | INDIAN | ALL OTHERS |
|-----------------------------|-----|---|--------------------|-------|-------|----|----|----------------------|-------|-------|--------|---------------|
| | | | 10 and UNDER | 11-12 | 13-14 | 15 | 16 | | | | | |
| BURGLARY | 05 | M | 0 | 0 | 0 | 0 | 1 | 1 | 2 | | | |
| | | F | 0 | 0 | 0 | 0 | 0 | 0 | 0 | 1 | 0 | 0 |
| LARCENY / THEFT | 06 | M | 0 | 1 | 3 | 3 | 0 | 1 | 8 | | | |
| | | F | 0 | 0 | 1 | 1 | 0 | 0 | 2 | 8 | 0 | 2 |
| OTHER ASSAULTS | 08 | M | 0 | 0 | 0 | 0 | 0 | 1 | 1 | | | |
| | | F | 0 | 0 | 0 | 0 | 0 | 0 | 0 | 1 | 0 | 0 |
| STOLEN PROPERTY | 13 | M | 0 | 0 | 0 | 0 | 0 | 0 | 0 | 1 | 0 | 0 |
| | | F | 0 | 0 | 0 | 0 | 0 | 0 | 0 | 0 | 0 | 0 |
| SALE - MARIJUANA | 18b | M | 0 | 0 | 1 | 4 | 0 | 0 | 5 | 1 | 0 | 0 |
| | | F | 0 | 0 | 0 | 0 | 0 | 0 | 0 | 0 | 0 | 0 |
| POSS - MARIJUANA | 18r | M | 0 | 0 | 0 | 1 | 0 | 0 | 1 | 5 | 0 | 0 |
| | | F | 0 | 0 | 0 | 0 | 0 | 0 | 0 | 0 | 0 | 0 |
| DRIVING UNDER THE INFLUENCE | 21 | M | 0 | 0 | 0 | 1 | 1 | 0 | 2 | 3 | 0 | 0 |
| | | F | 0 | 0 | 0 | 1 | 0 | 1 | 2 | 0 | 0 | 0 |
| LIQUOR LAWS | 22 | M | 0 | 0 | 1 | 0 | 0 | 0 | 0 | 2 | 0 | 0 |
| | | F | 0 | 0 | 0 | 0 | 0 | 0 | 0 | 0 | 0 | 0 |
| ALL OTHER OFFENSES | 26 | M | 0 | 0 | 0 | 0 | 0 | 0 | 0 | 10 | 0 | 0 |
| | | F | 0 | 0 | 0 | 0 | 0 | 1 | 1 | 0 | 0 | 0 |
| RUNAWAY | 29 | M | 0 | 0 | 0 | 0 | 0 | 0 | 0 | 1 | 0 | 0 |
| | | F | 0 | 0 | 0 | 0 | 1 | 0 | 1 | 0 | 0 | 0 |
| TOTALS | | | 0 | 1 | 6 | 11 | 6 | 12 | 36 | 33 | 0 | 3 |

AGE, SEX AND RACE OF PERSONS ARRESTED
18 YEARS OF AGE AND OVER
NORTH POLE POLICE DEPARTMENT
1979

| | | | AGE | | | | | | | | | | | | TOTAL | WHITE | BLACK | IND | ALL OTHERS | | | | |
|-----------------------------|----|---|-----|----|----|----|----|----|----|-------|-------|-------|-------|-------|-------|-------|-------|-----|---------------|-------|-------|-----|---|
| | | | 18 | 19 | 20 | 21 | 22 | 23 | 24 | 25-29 | 30-34 | 35-39 | 40-44 | 45-49 | | | | | | 50-54 | 55-59 | 60+ | |
| AGGRAVATED ASSAULT | 04 | M | 0 | 0 | 0 | 0 | 0 | 0 | 0 | 1 | 0 | 0 | 0 | 0 | 0 | 0 | 0 | 0 | 1 | | | | |
| | | F | 0 | 0 | 0 | 0 | 0 | 0 | 0 | 0 | 0 | 0 | 0 | 0 | 0 | 0 | 0 | 0 | 0 | 0 | 1 | 0 | 0 |
| LARCENY / THEFT | 06 | M | 0 | 0 | 0 | 0 | 0 | 0 | 0 | 1 | 1 | 0 | 0 | 0 | 0 | 0 | 0 | 0 | 0 | 2 | 1 | 0 | 0 |
| | | F | 0 | 0 | 0 | 0 | 0 | 0 | 0 | 0 | 0 | 0 | 0 | 0 | 0 | 0 | 0 | 0 | 0 | 0 | 0 | 0 | 0 |
| VANDALISM | 14 | M | 0 | 0 | 0 | 0 | 0 | 0 | 0 | 0 | 0 | 0 | 0 | 0 | 0 | 0 | 0 | 0 | 0 | 2 | 0 | 0 | 0 |
| | | F | 0 | 0 | 0 | 0 | 0 | 0 | 0 | 0 | 1 | 0 | 0 | 0 | 0 | 0 | 0 | 0 | 0 | 1 | 0 | 0 | 0 |
| WEAPONS | 15 | M | 0 | 0 | 0 | 0 | 0 | 0 | 1 | 0 | 0 | 0 | 0 | 0 | 0 | 0 | 0 | 0 | 0 | 1 | 0 | 0 | 0 |
| | | F | 0 | 0 | 0 | 0 | 0 | 0 | 0 | 0 | 0 | 0 | 0 | 0 | 0 | 0 | 0 | 0 | 0 | 0 | 1 | 0 | 0 |
| DRIVING UNDER THE INFLUENCE | 21 | M | 0 | 0 | 0 | 0 | 0 | 0 | 0 | 0 | 0 | 0 | 0 | 0 | 0 | 0 | 0 | 0 | 0 | 1 | 0 | 0 | 0 |
| | | F | 0 | 0 | 0 | 0 | 0 | 0 | 0 | 0 | 0 | 0 | 0 | 0 | 0 | 0 | 0 | 0 | 0 | 0 | 1 | 0 | 0 |
| LIQUOR LAWS | 22 | M | 1 | 0 | 0 | 0 | 0 | 0 | 0 | 0 | 0 | 0 | 0 | 0 | 0 | 0 | 0 | 0 | 0 | 1 | 3 | 0 | 0 |
| | | F | 0 | 0 | 0 | 0 | 0 | 0 | 0 | 0 | 0 | 0 | 0 | 0 | 0 | 0 | 0 | 0 | 0 | 1 | 0 | 0 | 0 |
| TOTALS | | | 1 | 0 | 0 | 0 | 0 | 0 | 1 | 3 | 1 | 1 | 0 | 1 | 1 | 0 | 0 | 0 | 9 | 9 | 0 | 0 | 0 |

RETURN A-MONTHLY RETURN OF OFFENSES KNOWN TO THE POLICE
NORTH SLOPE BOROUGH DEPARTMENT OF PUBLIC SAFETY
1979

| OFFENSES | OFFENSES REPORTED | UNFOUNDED | OFFENSES CLEARED BY ARREST OR EXCEPTIONAL MEANS | | CLEARANCES INVOLVING ONLY PERSONS UNDER 18 |
|-----------------------------|-------------------|-----------|---|-------------------|--|
| | | | ACTUAL OFFENSES | EXCEPTIONAL MEANS | |
| MURDER | 0 | 0 | 0 | 0 | 0 |
| MANSLAUGHTER BY NEGLIGENCE | 0 | 0 | 0 | 0 | 0 |
| FORCIBLE RAPE | 18 | 6 | 8 | 6 | 0 |
| ACTUAL RAPE | 14 | 3 | 1 | 1 | 0 |
| ATTEMPTED RAPE | 4 | 0 | 0 | 0 | 0 |
| ROBBERY TOTALS | 0 | 0 | 0 | 0 | 0 |
| FIREARM | 0 | 0 | 0 | 0 | 0 |
| KNIFE OR CUTTING INSTRUMENT | 0 | 0 | 0 | 0 | 0 |
| OTHER DANGEROUS WEAPON | 0 | 0 | 0 | 0 | 0 |
| STRONG-ARM | 130 | 29 | 101 | 87 | 2 |
| ASSAULT TOTALS | 8 | 1 | 7 | 5 | 0 |
| FIREARM | 6 | 0 | 6 | 5 | 0 |
| KNIFE OR CUTTING INSTRUMENT | 2 | 0 | 2 | 2 | 1 |
| OTHER DANGEROUS WEAPON | 5 | 2 | 78 | 66 | 0 |
| HANDS, FISTS, FEET, ETC. | 102 | 24 | 7 | 6 | 0 |
| OTHER ASSAULTS-SIMPLE | 9 | 39 | 40 | 10 | 0 |
| BURGLARY TOTALS | 79 | 27 | 28 | 5 | 0 |
| FORCIBLE ENTRY | 55 | 11 | 9 | 4 | 0 |
| UNLAWFUL ENTRY-NO FORCE | 20 | 11 | 3 | 1 | 13 |
| ATTEMPTED FORCIBLE ENTRY | 4 | 11 | 118 | 66 | 4 |
| LARCENY-THEFT | 129 | 23 | 164 | 143 | 0 |
| MOTOR VEHICLE THEFT TOTALS | 187 | 1 | 2 | 2 | 1 |
| AUTOS | 3 | 1 | 18 | 14 | 3 |
| TRUCKS AND BUSES | 19 | 21 | 144 | 127 | 19 |
| OTHER VEHICLES | 165 | 111 | 432 | 313 | |
| GRAND TOTAL | 543 | | | | |

OFFICERS KILLED OR ASSAULTED 0 KILLED-ACCIDENT 0 ASSAULTED 4
KILLED-FELONY

PROPERTY STOLEN BY CLASSIFICATION
NORTH SLOPE BOROUGH DEPARTMENT OF PUBLIC SAFETY
1979

| | ACTUAL OFFENSES | PROPERTY STOLEN |
|--------------------------|-----------------|-----------------|
| MURDER | 0 | \$ 0 |
| FORCIBLE RAPE | 9 | \$ 0 |
| ROBBERY | 0 | \$ 0 |
| HIGHWAY (STREETS/ALLEYS) | 0 | \$ 0 |
| COMMERCIAL HOUSE | 0 | \$ 0 |
| GAS OR SERVICE STATION | 0 | \$ 0 |
| CHAIN STORE | 0 | \$ 0 |
| RESIDENCE | 0 | \$ 0 |
| BANK | 0 | \$ 0 |
| MISCELLANEOUS | 0 | \$ 0 |
| TOTAL ROBBERY | 0 | \$ 0 |
| BURGLARY | 11 | \$ 990 |
| RESIDENCE-NIGHT | 3 | \$ 57 |
| RESIDENCE-DAY | 12 | \$ 2550 |
| RESIDENCE-UNKNOWN | 11 | \$ 7400 |
| NONRESIDENCE-NIGHT | 0 | \$ 0 |
| NONRESIDENCE-DAY | 3 | \$ 1556 |
| NONRESIDENCE-UNKNOWN | 40 | \$ 12763 |
| TOTAL BURGLARY | 39 | \$ 19226 |
| LARCENY-THEFT | 48 | \$ 5270 |
| \$200 AND OVER | 31 | \$ 548 |
| \$50 TO \$200 | 118 | \$ 25064 |
| UNDER \$50 | 154 | \$ 226850 |
| TOTAL LARCENY | 331 | \$ 264677 |
| MV-THEFT | | |
| GRAND TOTAL | | |

XX. NATURE OF LARCENIES

| | PROPERTY STOLEN | PROPERTY RECOVERED |
|-----------------------------|-----------------|--------------------|
| POCKET-PICKING | 1 | \$ 200 |
| PURSE-SNATCHING | 2 | \$ 580 |
| SHOPLIFTING | 25 | \$ 2441 |
| FROM MOTOR VEHICLES | 9 | \$ 1180 |
| MV-PARTS & ACCESSORIES | 1 | \$ 20 |
| BICYCLES | 18 | \$ 1610 |
| FROM BUILDINGS | 48 | \$ 11500 |
| FROM COIN-OPERATED MACHINES | 0 | \$ 0 |
| ALL OTHER | 15 | \$ 7533 |
| TOTAL LARCENIES | 118 | \$ 25064 |

XX. MOTOR VEHICLES RECOVERED 168
(C) TOTAL LOCALLY STOLEN MV RECOVERED

PROPERTY BY TYPE AND VALUE
NORTH SLOPE BOROUGH DEPARTMENT OF PUBLIC SAFETY
1979

| | PROPERTY STOLEN | PROPERTY RECOVERED |
|---------------------------|-----------------|--------------------|
| CURRENCY, NOTES, ETC. | \$ 7512 | \$ 1500 |
| JEWELRY & PRECIOUS METALS | \$ 0 | \$ 321 |
| CLOTHING AND FURS | \$ 2686 | \$ 214050 |
| STOLEN MOTOR VEHICLES | \$ 226850 | \$ 0 |
| OFFICE EQUIPMENT | \$ 100 | \$ 1500 |
| TV'S, RADIOS, STEREO'S | \$ 3539 | \$ 1250 |
| FIREARMS | \$ 4642 | \$ 57 |
| HOUSEHOLD GOODS | \$ 757 | \$ 204 |
| CONSUMABLE GOODS | \$ 2134 | \$ 0 |
| LIVESTOCK | \$ 0 | \$ 3451 |
| MISCELLANEOUS | \$ 16477 | \$ 222333 |
| TOTAL | \$ 264677 | \$ 222333 |

AGE, SEX AND RACE OF PERSONS ARRESTED
UNDER 18 YEARS OF AGE
NORTH SLOPE BOROUGH D.P.S.
1979

| | | | AGE | | | | | | TOTAL UNDER 18 | WHITE | BLACK | INDIAN | ALL OTHERS |
|-----------------------------|----|---|--------------|-------|-------|----|----|----|----------------|-------|-------|--------|------------|
| | | | 10 and UNDER | 11-12 | 13-14 | 15 | 16 | 17 | | | | | |
| AGGRAVATED ASSAULT | 04 | M | 0 | 0 | 1 | 1 | 0 | 0 | 2 | 0 | 0 | 0 | 2 |
| BURGLARY | 05 | F | 0 | 0 | 5 | 1 | 1 | 2 | 11 | 0 | 0 | 0 | 10 |
| LARCENY / THEFT | 06 | F | 0 | 0 | 1 | 0 | 0 | 0 | 3 | 1 | 0 | 0 | 3 |
| MOTOR VEHICLE THEFT | 07 | M | 1 | 1 | 2 | 2 | 2 | 3 | 11 | 0 | 0 | 0 | 11 |
| EMBEZZLEMENT | 12 | F | 0 | 0 | 0 | 0 | 1 | 0 | 1 | 0 | 0 | 0 | 1 |
| STOLEN PROPERTY | 13 | F | 0 | 0 | 0 | 0 | 0 | 1 | 1 | 0 | 0 | 0 | 1 |
| WEAPONS | 15 | F | 0 | 0 | 0 | 0 | 0 | 1 | 1 | 0 | 0 | 0 | 1 |
| POSS - MARIJUANA | 18 | F | 0 | 0 | 1 | 1 | 0 | 0 | 2 | 0 | 0 | 0 | 2 |
| DRIVING UNDER THE INFLUENCE | 21 | F | 0 | 0 | 0 | 0 | 0 | 1 | 1 | 0 | 0 | 0 | 1 |
| LIQUOR LAWS | 22 | F | 0 | 0 | 0 | 0 | 0 | 1 | 1 | 0 | 0 | 0 | 1 |
| DRUNKENNESS | 23 | F | 0 | 0 | 1 | 8 | 4 | 3 | 16 | 0 | 0 | 0 | 16 |
| DISORDERLY CONDUCT | 24 | F | 0 | 0 | 2 | 0 | 6 | 9 | 17 | 0 | 0 | 0 | 17 |
| ALL OTHER OFFENSES | 26 | F | 0 | 1 | 1 | 0 | 4 | 6 | 6 | 0 | 0 | 0 | 6 |
| CURFEW | 28 | F | 0 | 0 | 2 | 1 | 0 | 1 | 4 | 0 | 0 | 0 | 4 |
| TOTALS | | | 1 | 4 | 16 | 14 | 16 | 28 | 79 | 2 | 0 | 0 | 77 |

AGE, SEX AND RACE OF PERSONS ARRESTED
18 YEARS OF AGE AND OVER
NORTH SLOPE BOROUGH D.P.S.
1979

| | | | AGE | | | | | | | | | | | TOTAL | WHITE | BLACK | IND | ALL OTHERS | | | | | | | |
|-----------------------------|----|---|-----|----|----|----|----|----|----|-------|-------|-------|-------|-------|-------|-------|-----|------------|-------|-------|-------|-----|---|-----|----|
| | | | 18 | 19 | 20 | 21 | 22 | 23 | 24 | 25-29 | 30-34 | 35-39 | 40-44 | | | | | | 45-49 | 50-54 | 55-59 | 60+ | | | |
| FORCIBLE RAPE | 02 | M | 0 | 0 | 0 | 0 | 0 | 1 | 0 | 0 | 0 | 0 | 0 | 0 | 1 | 1 | 0 | 0 | 0 | 3 | 1 | 0 | 0 | 2 | |
| ROBBERY | 03 | F | 1 | 0 | 0 | 0 | 0 | 0 | 0 | 0 | 0 | 0 | 0 | 0 | 0 | 0 | 0 | 0 | 0 | 0 | 1 | 0 | 0 | 0 | 1 |
| AGGRAVATED ASSAULT | 04 | M | 2 | 0 | 0 | 0 | 0 | 0 | 0 | 0 | 0 | 0 | 0 | 0 | 0 | 0 | 0 | 0 | 0 | 0 | 0 | 0 | 0 | 0 | 0 |
| BURGLARY | 05 | F | 4 | 3 | 0 | 0 | 1 | 1 | 0 | 2 | 1 | 1 | 0 | 0 | 0 | 0 | 0 | 0 | 0 | 0 | 7 | 2 | 0 | 1 | 37 |
| LARCENY / THEFT | 06 | F | 0 | 1 | 1 | 2 | 2 | 1 | 0 | 1 | 1 | 0 | 0 | 0 | 0 | 0 | 0 | 0 | 0 | 0 | 9 | 2 | 0 | 0 | 9 |
| MOTOR VEHICLE THEFT | 07 | F | 2 | 2 | 2 | 0 | 2 | 2 | 0 | 2 | 0 | 1 | 0 | 0 | 0 | 0 | 0 | 0 | 0 | 13 | 0 | 1 | 0 | 0 | 9 |
| OTHER ASSAULTS | 08 | F | 0 | 0 | 0 | 0 | 2 | 0 | 0 | 3 | 0 | 1 | 0 | 2 | 0 | 0 | 0 | 0 | 0 | 8 | 1 | 0 | 0 | 0 | 12 |
| FORGERY & COUNTERFEITING | 10 | F | 0 | 0 | 0 | 0 | 0 | 0 | 0 | 0 | 0 | 0 | 0 | 0 | 0 | 0 | 0 | 0 | 0 | 1 | 0 | 0 | 0 | 0 | 1 |
| STOLEN PROPERTY | 13 | F | 1 | 0 | 0 | 1 | 0 | 0 | 0 | 0 | 0 | 0 | 0 | 0 | 0 | 0 | 0 | 0 | 0 | 2 | 0 | 0 | 0 | 0 | 2 |
| VANDALISM | 14 | F | 1 | 0 | 0 | 0 | 0 | 0 | 0 | 0 | 1 | 0 | 0 | 0 | 0 | 0 | 0 | 0 | 0 | 1 | 0 | 0 | 0 | 0 | 2 |
| WEAPONS | 15 | F | 0 | 0 | 0 | 1 | 1 | 0 | 3 | 1 | 1 | 0 | 0 | 1 | 1 | 0 | 0 | 0 | 9 | 0 | 0 | 0 | 0 | 0 | 9 |
| SEX OFFENSES | 17 | F | 0 | 0 | 0 | 0 | 0 | 0 | 0 | 0 | 0 | 0 | 0 | 0 | 0 | 0 | 0 | 0 | 0 | 1 | 0 | 0 | 0 | 0 | 1 |
| SALE - OPIUM, COCAINE, ETC. | 18 | F | 0 | 0 | 0 | 0 | 0 | 0 | 0 | 0 | 0 | 0 | 0 | 0 | 0 | 0 | 0 | 0 | 0 | 0 | 0 | 0 | 0 | 0 | 0 |
| POSS - MARIJUANA | 18 | F | 0 | 0 | 0 | 0 | 0 | 0 | 1 | 1 | 1 | 0 | 0 | 0 | 0 | 0 | 0 | 0 | 0 | 3 | 0 | 1 | 0 | 0 | 2 |
| OFFENSES AGAINST FAMILY | 20 | F | 1 | 0 | 0 | 0 | 0 | 0 | 0 | 0 | 0 | 0 | 0 | 0 | 0 | 0 | 0 | 0 | 0 | 1 | 0 | 0 | 0 | 0 | 1 |
| DRIVING UNDER THE INFLUENCE | 21 | F | 2 | 0 | 2 | 1 | 0 | 0 | 2 | 6 | 4 | 2 | 2 | 0 | 1 | 0 | 0 | 0 | 0 | 12 | 1 | 0 | 0 | 0 | 23 |
| LIQUOR LAWS | 22 | F | 4 | 1 | 2 | 1 | 0 | 0 | 3 | 7 | 2 | 1 | 1 | 0 | 0 | 0 | 0 | 0 | 0 | 22 | 0 | 0 | 0 | 0 | 22 |
| DISORDERLY CONDUCT | 24 | F | 1 | 0 | 0 | 1 | 0 | 0 | 1 | 1 | 2 | 1 | 0 | 0 | 0 | 0 | 0 | 0 | 0 | 7 | 4 | 1 | 0 | 0 | 24 |
| ALL OTHER OFFENSES | 26 | F | 1 | 2 | 1 | 4 | 4 | 5 | 6 | 5 | 4 | 2 | 1 | 1 | 0 | 0 | 0 | 0 | 0 | 36 | 2 | 0 | 0 | 0 | 38 |
| TOTALS | | | 21 | 12 | 9 | 16 | 16 | 19 | 25 | 38 | 22 | 14 | 6 | 5 | 2 | 0 | 0 | 0 | 205 | 14 | 1 | 1 | 1 | 189 | |

RETURN A-MONTHLY RETURN OF OFFENSES KNOWN TO THE POLICE
PALMER POLICE DEPARTMENT
1979

| OFFENSES | OFFENSES REPORTED | UNFOUNDED | ACTUAL OFFENSES | OFFENSES CLEARED BY ARREST OR EXCEPTIONAL MEANS | CLEARANCES INVOLVING ONLY PERSONS UNDER 18 |
|-----------------------------|-------------------|-----------|-----------------|---|--|
| MURDER | 0 | 0 | 0 | 0 | 0 |
| MANSLAUGHTER BY NEGLIGENCE | 0 | 0 | 0 | 0 | 0 |
| FORCIBLE RAPE | 0 | 0 | 0 | 0 | 0 |
| ACTUAL RAPE | 0 | 0 | 0 | 0 | 0 |
| ATTEMPTED RAPE | 0 | 0 | 0 | 0 | 0 |
| ROBBERY TOTALS | 0 | 0 | 0 | 0 | 0 |
| FIREARM | 0 | 0 | 0 | 0 | 0 |
| KNIFE OR CUTTING INSTRUMENT | 0 | 0 | 0 | 0 | 0 |
| OTHER DANGEROUS WEAPON | 0 | 0 | 0 | 0 | 0 |
| STRONG-ARM | 0 | 0 | 0 | 0 | 0 |
| ASSAULT TOTALS | 13 | 1 | 12 | 12 | 0 |
| FIREARM | 1 | 0 | 1 | 1 | 0 |
| KNIFE OR CUTTING INSTRUMENT | 0 | 0 | 0 | 0 | 0 |
| OTHER DANGEROUS WEAPON | 0 | 0 | 0 | 0 | 0 |
| HANDS, FISTS, FEET, ETC. | 10 | 1 | 9 | 9 | 0 |
| OTHER ASSAULTS-SIMPLE | 2 | 0 | 2 | 2 | 0 |
| BURGLARY TOTALS | 11 | 0 | 11 | 11 | 0 |
| FORCIBLE ENTRY | 9 | 0 | 9 | 9 | 0 |
| UNLAWFUL ENTRY-NO FORCE | 2 | 0 | 2 | 2 | 0 |
| ATTEMPTED FORCIBLE ENTRY | 0 | 0 | 0 | 0 | 0 |
| LARCENY-THEFT | 122 | 5 | 117 | 19 | 3 |
| MOTOR VEHICLE THEFT TOTALS | 9 | 3 | 6 | 3 | 1 |
| AUTOS | 7 | 3 | 4 | 1 | 0 |
| TRUCKS AND BUSES | 0 | 0 | 0 | 0 | 0 |
| OTHER VEHICLES | 1 | 0 | 1 | 1 | 1 |
| GRAND TOTAL | 154 | 9 | 145 | 36 | 11 |

OFFICERS KILLED OR ASSAULTED
KILLED-FELONY 0 KILLED-ACCIDENT 0 ASSAULTED 1

PROPERTY STOLEN BY CLASSIFICATION
PALMER POLICE DEPARTMENT
1979

| | ACTUAL OFFENSES | PROPERTY STOLEN |
|--------------------------|-----------------|-----------------|
| MURDER | 0 | \$ 0 |
| FORCIBLE RAPE | 0 | \$ 0 |
| ROBBERY | 0 | \$ 0 |
| HIGHWAY (STREETS/ALLEYS) | 0 | \$ 0 |
| COMMERCIAL HOUSE | 0 | \$ 0 |
| GAS OR SERVICE STATION | 0 | \$ 0 |
| CHAIN STORE | 0 | \$ 0 |
| RESIDENCE | 0 | \$ 0 |
| BANK | 0 | \$ 0 |
| MISCELLANEOUS | 0 | \$ 0 |
| TOTAL ROBBERY | 0 | \$ 0 |
| BURGLARY | 11 | \$ 5189 |
| RESIDENCE-NIGHT | 1 | \$ 600 |
| RESIDENCE-DAY | 1 | \$ 540 |
| RESIDENCE-UNKNOWN | 0 | \$ 0 |
| NONRESIDENCE-NIGHT | 8 | \$ 4039 |
| NONRESIDENCE-DAY | 0 | \$ 0 |
| NONRESIDENCE-UNKNOWN | 1 | \$ 10 |
| TOTAL BURGLARY | 11 | \$ 5189 |
| LARCENY-THEFT | 117 | \$ 21025 |
| \$200 AND OVER | 33 | \$ 16011 |
| \$50 TO \$200 | 39 | \$ 4214 |
| UNDER \$50 | 45 | \$ 800 |
| TOTAL LARCENY | 117 | \$ 21025 |
| MV-THEFT | 6 | \$ 13000 |
| GRAND TOTAL | 133 | \$ 39214 |

XX. NATURE OF LARCENIES

| | | PROPERTY STOLEN |
|-----------------------------|-----|-----------------|
| POCKET-PICKING | 1 | \$ 200 |
| PURSE-SWITCHING | 0 | \$ 0 |
| SHOPLIFTING | 12 | \$ 1109 |
| FROM MOTOR VEHICLES | 32 | \$ 5909 |
| HW-PARTS & ACCESSORIES | 18 | \$ 1574 |
| BICYCLES | 4 | \$ 445 |
| FROM BUILDINGS | 29 | \$ 8734 |
| FROM COIN-OPERATED MACHINES | 0 | \$ 0 |
| ALL OTHER | 21 | \$ 3050 |
| TOTAL LARCENIES | 117 | \$ 21025 |

XX. MOTOR VEHICLES RECOVERED
OF TOTAL LOCALLY STOLEN MV RECOVERED 5

PROPERTY BY TYPE AND VALUE
PALMER POLICE DEPARTMENT
1979

| | PROPERTY STOLEN | PROPERTY RECOVERED |
|------------------------|-----------------|--------------------|
| CLOTHING & ACCESSORIES | \$ 2195 | \$ 2195 |
| TOYS & RECREATION | \$ 4851 | \$ 4851 |
| HOUSEHOLD GOODS | \$ 1574 | \$ 1574 |
| PERSONAL EFFECTS | \$ 1109 | \$ 1109 |
| TOYS & RECREATION | \$ 1109 | \$ 1109 |
| FIREARM | \$ 1037 | \$ 1037 |
| HOUSEHOLD GOODS | \$ 59 | \$ 59 |
| CONSUMABLE GOODS | \$ 2963 | \$ 2963 |
| INVESTED | \$ 0 | \$ 0 |
| MISCELLANEOUS | \$ 1229 | \$ 1229 |
| TOTAL | \$ 39214 | \$ 14402 |

AGE, SEX AND RACE OF PERSONS ARRESTED
UNDER 18 YEARS OF AGE
PALMER POLICE DEPARTMENT
1979

| | | 10 and UNDER | 11-12 | 13-14 | 15 | 16 | 17 | TOTAL UNDER 18 | WHITE | BLACK | INDIAN | ALL OTHERS |
|-----------------------------|------|--------------|-------|-------|----|----|----|----------------|-------|-------|--------|------------|
| BURGLARY | 05 M | 0 | 2 | 0 | 0 | 0 | 3 | 5 | | | | |
| | 05 F | 0 | 0 | 0 | 0 | 0 | 0 | 0 | | | | |
| LARCENY / THEFT | 06 M | 2 | 1 | 0 | 0 | 4 | 4 | 11 | 5 | 0 | 0 | 0 |
| | 06 F | 0 | 0 | 0 | 0 | 1 | 1 | 2 | 13 | 0 | 0 | 0 |
| MOTOR VEHICLE THEFT | 07 M | 0 | 0 | 0 | 2 | 2 | 1 | 5 | | | | |
| | 07 F | 0 | 0 | 0 | 0 | 0 | 0 | 0 | 5 | 0 | 0 | 0 |
| FORGERY & COUNTERFEITING | 10 M | 0 | 0 | 0 | 0 | 0 | 0 | 0 | | | | |
| | 10 F | 0 | 0 | 0 | 0 | 1 | 0 | 1 | | | | |
| VANDALISM | 14 M | 0 | 0 | 0 | 0 | 0 | 0 | 0 | 1 | 0 | 0 | 0 |
| | 14 F | 0 | 0 | 0 | 0 | 0 | 1 | 1 | | | | |
| POSS - MARIJUANA | 18 M | 0 | 0 | 0 | 0 | 0 | 0 | 0 | 1 | 0 | 0 | 0 |
| | 18 F | 0 | 0 | 0 | 1 | 0 | 3 | 3 | | | | |
| DRIVING UNDER THE INFLUENCE | 21 M | 0 | 0 | 0 | 0 | 0 | 0 | 0 | 4 | 0 | 0 | 0 |
| | 21 F | 0 | 0 | 0 | 0 | 1 | 0 | 1 | | | | |
| LIQUOR LAWS | 22 M | 0 | 0 | 0 | 0 | 3 | 4 | 7 | 1 | 0 | 0 | 0 |
| | 22 F | 0 | 0 | 0 | 0 | 1 | 2 | 3 | 10 | 0 | 0 | 0 |
| DISORDERLY CONDUCT | 24 M | 0 | 0 | 0 | 0 | 0 | 0 | 0 | | | | |
| | 24 F | 0 | 0 | 0 | 1 | 0 | 0 | 1 | | | | |
| ALL OTHER OFFENSES | 26 M | 4 | 0 | 0 | 1 | 3 | 4 | 12 | 1 | 0 | 0 | 0 |
| | 26 F | 0 | 0 | 0 | 0 | 0 | 1 | 1 | 13 | 0 | 0 | 0 |
| CURFEW | 28 M | 0 | 0 | 2 | 4 | 1 | 0 | 7 | | | | |
| | 28 F | 0 | 0 | 2 | 2 | 1 | 0 | 5 | 12 | 0 | 0 | 0 |
| RUNAWAY | 29 M | 0 | 0 | 3 | 1 | 0 | 0 | 4 | | | | |
| | 29 F | 0 | 0 | 2 | 3 | 0 | 0 | 5 | 7 | 0 | 2 | 0 |
| TOTALS | | 6 | 3 | 9 | 15 | 18 | 24 | 75 | 73 | 0 | 2 | 0 |

AGE, SEX AND RACE OF PERSONS ARRESTED
18 YEARS OF AGE AND OVER
PALMER POLICE DEPARTMENT
1979

| | | 18 | 19 | 20 | 21 | 22 | 23 | 24 | 25-29 | 30-34 | 35-39 | 40-44 | 45-49 | 50-54 | 55-59 | 60+ | TOTAL | WHITE | BLACK | IND | ALL OTHERS |
|-----------------------------|------|----|----|----|----|----|----|----|-------|-------|-------|-------|-------|-------|-------|-----|-------|-------|-------|-----|------------|
| AGGRAVATED ASSAULT | 04 M | 0 | 0 | 1 | 0 | 1 | 0 | 0 | 1 | 0 | 0 | 0 | 0 | 0 | 0 | 0 | 3 | | | | |
| | 04 F | 0 | 0 | 0 | 0 | 0 | 0 | 0 | 0 | 0 | 0 | 0 | 0 | 0 | 0 | 0 | 0 | | | | |
| LARCENY / THEFT | 06 M | 4 | 0 | 3 | 0 | 0 | 0 | 0 | 0 | 0 | 0 | 0 | 0 | 0 | 0 | 0 | 7 | 4 | 0 | 0 | 0 |
| | 06 F | 0 | 1 | 0 | 0 | 0 | 0 | 0 | 0 | 0 | 0 | 0 | 0 | 0 | 0 | 0 | 1 | 8 | 0 | 0 | 0 |
| MOTOR VEHICLE THEFT | 07 M | 0 | 0 | 0 | 0 | 0 | 0 | 0 | 0 | 0 | 0 | 1 | 0 | 0 | 0 | 0 | 2 | | | | |
| | 07 F | 0 | 0 | 0 | 0 | 0 | 0 | 0 | 0 | 0 | 0 | 0 | 0 | 0 | 0 | 0 | 0 | 2 | 0 | 0 | 0 |
| VANDALISM | 14 M | 3 | 0 | 0 | 0 | 0 | 0 | 0 | 0 | 0 | 0 | 0 | 0 | 0 | 0 | 0 | 3 | | | | |
| | 14 F | 0 | 0 | 0 | 0 | 0 | 0 | 0 | 0 | 0 | 0 | 0 | 0 | 0 | 0 | 0 | 0 | | | | |
| WEAPONS | 15 M | 0 | 0 | 0 | 0 | 1 | 0 | 0 | 0 | 0 | 0 | 0 | 0 | 0 | 0 | 0 | 3 | | | | |
| | 15 F | 0 | 0 | 0 | 0 | 0 | 0 | 0 | 0 | 0 | 0 | 0 | 0 | 0 | 0 | 0 | 0 | | | | |
| SEX OFFENSES | 17 M | 0 | 0 | 0 | 0 | 0 | 0 | 0 | 0 | 0 | 0 | 0 | 0 | 0 | 0 | 0 | 0 | | | | |
| | 17 F | 0 | 0 | 0 | 0 | 0 | 0 | 0 | 0 | 0 | 0 | 0 | 0 | 0 | 0 | 0 | 0 | | | | |
| DRIVING UNDER THE INFLUENCE | 21 M | 2 | 3 | 3 | 1 | 1 | 0 | 2 | 3 | 1 | 5 | 4 | 5 | 2 | 0 | 1 | 33 | | | | |
| | 21 F | 0 | 1 | 1 | 1 | 0 | 0 | 1 | 1 | 0 | 0 | 0 | 0 | 0 | 0 | 0 | 6 | 34 | 0 | 3 | 2 |
| LIQUOR LAWS | 22 M | 0 | 0 | 0 | 0 | 0 | 0 | 0 | 0 | 0 | 0 | 0 | 0 | 0 | 0 | 0 | 5 | | | | |
| | 22 F | 0 | 0 | 0 | 0 | 0 | 0 | 0 | 0 | 0 | 0 | 0 | 0 | 0 | 0 | 0 | 0 | | | | |
| DRUNKENNESS | 23 M | 0 | 0 | 0 | 0 | 0 | 0 | 0 | 0 | 0 | 0 | 0 | 0 | 0 | 0 | 0 | 0 | | | | |
| | 23 F | 0 | 0 | 0 | 0 | 0 | 0 | 0 | 0 | 0 | 0 | 0 | 0 | 0 | 0 | 0 | 1 | | | | |
| DISORDERLY CONDUCT | 24 M | 0 | 1 | 2 | 1 | 0 | 0 | 0 | 0 | 0 | 0 | 0 | 0 | 0 | 0 | 0 | 0 | | | | |
| | 24 F | 0 | 0 | 0 | 0 | 0 | 0 | 0 | 0 | 0 | 0 | 0 | 0 | 0 | 0 | 0 | 5 | | | | |
| ALL OTHER OFFENSES | 26 M | 7 | 4 | 6 | 10 | 5 | 1 | 5 | 3 | 4 | 1 | 0 | 2 | 1 | 0 | 0 | 50 | | | | |
| | 26 F | 0 | 1 | 0 | 0 | 0 | 0 | 3 | 0 | 0 | 0 | 0 | 0 | 0 | 0 | 0 | 4 | 48 | 2 | 2 | 2 |
| TOTALS | | 18 | 12 | 16 | 14 | 8 | 1 | 4 | 14 | 6 | 9 | 8 | 6 | 5 | 3 | 1 | 125 | 111 | 2 | 7 | 5 |

RETURN A-MONTHLY RETURN OF OFFENSES KNOWN TO THE POLICE
PETERSBURG POLICE DEPARTMENT
1979

-110-

OFFENSES CLEARED BY ARREST OR
EXCEPTIONAL MEANS

CLEARANCES INVOLVING ONLY
PERSONS UNDER 18

| OFFENSES | OFFENSES REPORTED | UNFOUNDED | ACTUAL OFFENSES | EXCEPTIONAL MEANS | CLEARANCES INVOLVING ONLY PERSONS UNDER 18 |
|-----------------------------|-------------------|-----------|-----------------|-------------------|--|
| MURDER | 0 | 0 | 0 | 0 | 0 |
| MANSLAUGHTER BY NEGLIGENCE | 0 | 0 | 0 | 0 | 0 |
| FORCIBLE RAPE | 0 | 0 | 0 | 0 | 0 |
| ATTEMPTED RAPE | 0 | 0 | 0 | 0 | 0 |
| ROBBERY TOTALS | 0 | 0 | 0 | 0 | 0 |
| FIREARM | 0 | 0 | 0 | 0 | 0 |
| KNIFE OR CUTTING INSTRUMENT | 0 | 0 | 0 | 0 | 0 |
| OTHER DANGEROUS WEAPON | 0 | 0 | 0 | 0 | 0 |
| STRONG-ARM | 0 | 0 | 0 | 0 | 0 |
| ASSAULT TOTALS | 13 | 2 | 11 | 8 | 0 |
| FIREARM | 1 | 0 | 1 | 1 | 0 |
| KNIFE OR CUTTING INSTRUMENT | 3 | 1 | 2 | 1 | 0 |
| OTHER DANGEROUS WEAPON | 0 | 0 | 0 | 0 | 0 |
| HANDS, FISTS, FEET, ETC. | 0 | 0 | 0 | 0 | 0 |
| OTHER ASSAULTS-SIMPLE | 9 | 1 | 8 | 6 | 0 |
| BURGLARY TOTALS | 62 | 1 | 61 | 9 | 4 |
| FORCIBLE ENTRY | 31 | 0 | 31 | 6 | 2 |
| UNLAWFUL ENTRY-NO FORCE | 24 | 0 | 24 | 2 | 1 |
| ATTEMPTED FORCIBLE ENTRY | 7 | 1 | 6 | 1 | 1 |
| LARCENY-THEFT | 128 | 6 | 122 | 11 | 6 |
| MOTOR VEHICLE THEFT TOTALS | 34 | 3 | 31 | 4 | 2 |
| AUTOS | 30 | 3 | 27 | 4 | 2 |
| TRUCKS AND BUSES | 2 | 0 | 2 | 0 | 0 |
| OTHER VEHICLES | 2 | 0 | 2 | 0 | 0 |
| GRAND TOTAL | 337 | 12 | 325 | 32 | 12 |

OFFICERS KILLED OR ASSAULTED
KILLED-FELONY 0 KILLED-ACCIDENT 0 ASSAULTED 2

PROPERTY STOLEN BY CLASSIFICATION
PETERSBURG POLICE DEPARTMENT
1979

| PROPERTY STOLEN | ACTUAL OFFENSES | PROPERTY STOLEN |
|----------------------------|-----------------|-----------------|
| MURDER | 0 | \$ 0 |
| FORCIBLE RAPE | 0 | \$ 0 |
| ROBBERY | 0 | \$ 0 |
| HIGHWAY (STREETS & ALLEYS) | 0 | \$ 0 |
| COMMERCIAL HOUSE | 0 | \$ 0 |
| GAS OR SERVICE STATION | 0 | \$ 0 |
| CHAIN STORE | 0 | \$ 0 |
| RESIDENCE | 0 | \$ 0 |
| BANK | 0 | \$ 0 |
| MISCELLANEOUS | 0 | \$ 0 |
| TOTAL ROBBERY | 0 | \$ 0 |
| BURGLARY | 15 | \$ 4722 |
| RESIDENCE-NIGHT | 3 | \$ 370 |
| RESIDENCE-DAY | 6 | \$ 7420 |
| RESIDENCE-UNKNOWN | 34 | \$ 4990 |
| NONRESIDENCE-NIGHT | 2 | \$ 154 |
| NONRESIDENCE-DAY | 1 | \$ 60 |
| NONRESIDENCE-UNKNOWN | 51 | \$ 17718 |
| TOTAL BURGLARY | 51 | \$ 17718 |
| LARCENY-THEFT | 27 | \$ 21789 |
| \$200 AND OVER | 64 | \$ 6553 |
| \$50 TO \$200 | 31 | \$ 590 |
| UNDER \$50 | 122 | \$ 29032 |
| TOTAL LARCENY | 31 | \$ 66300 |
| MU-THEFT | 214 | \$ 113050 |
| GRAND TOTAL | 214 | \$ 113050 |

| BY NATURE OF LARCENIES | ACTUAL OFFENSES | PROPERTY STOLEN |
|-----------------------------|-----------------|-----------------|
| POCKET-PICKING | 1 | \$ 15 |
| PURSE-SWITCHING | 0 | \$ 0 |
| SHOP-LIFTING | 5 | \$ 59 |
| FROM MOTOR VEHICLES | 22 | \$ 3249 |
| MU-PARTS & ACCESSORIES | 3 | \$ 467 |
| BICYCLES | 49 | \$ 4792 |
| FROM BUILDINGS | 10 | \$ 2100 |
| FROM COIN-OPERATED MACHINES | 0 | \$ 0 |
| ALL OTHER | 32 | \$ 18350 |
| TOTAL LARCENIES | 122 | \$ 29032 |

TOTAL MOTOR VEHICLES RECOVERED 31
TOTAL LOCALLY STOLEN MU RECOVERED 31

PROPERTY BY TYPE AND VALUE
PETERSBURG POLICE DEPARTMENT
1979

| PROPERTY | PROPERTY STOLEN | PROPERTY RECOVERED |
|---------------------------|-----------------|--------------------|
| CURRENCY, NOTES, ETC. | \$ 2128 | \$ 0 |
| JEWELRY & PRECIOUS METALS | \$ 3942 | \$ 0 |
| CLOTHING AND SHOE | \$ 149 | \$ 12 |
| STOLEN MOTOR VEHICLES | \$ 66300 | \$ 66300 |
| OFFICE EQUIPMENT | \$ 0 | \$ 0 |
| TV, VCR, STEREO, ETC. | \$ 2940 | \$ 250 |
| FIREARMS | \$ 400 | \$ 0 |
| HOUSEHOLD GOODS | \$ 150 | \$ 0 |
| CONSUMABLE GOODS | \$ 1500 | \$ 218 |
| LIVESTOCK | \$ 0 | \$ 0 |
| MISCELLANEOUS | \$ 29472 | \$ 8537 |
| TOTAL | \$ 113050 | \$ 75317 |

AGE, SEX AND RACE OF PERSONS ARRESTED
UNDER 18 YEARS OF AGE
PETERSBURG POLICE DEPARTMENT
1979

-111-

| | | | AGE | | | | | TOTAL UNDER 18 | WHITE | BLACK | INDIAN | ALL OTHERS |
|-----------------------------|----|---|--------------|-------|-------|----|----|----------------|-------|-------|--------|------------|
| | | | 10 and UNDER | 11-12 | 13-14 | 15 | 16 | | | | | |
| BURGLARY | 05 | M | 0 | 0 | 1 | 0 | 0 | 0 | 1 | 0 | 0 | 0 |
| | | F | 0 | 0 | 0 | 0 | 0 | 0 | 0 | 0 | 0 | 0 |
| LARCENY / THEFT | 06 | M | 1 | 0 | 0 | 0 | 2 | 0 | 3 | 0 | 1 | 0 |
| | | F | 0 | 0 | 0 | 1 | 0 | 0 | 1 | 0 | 0 | 0 |
| MOTOR VEHICLE THEFT | 07 | M | 0 | 0 | 0 | 1 | 0 | 1 | 2 | 0 | 1 | 0 |
| | | F | 0 | 0 | 0 | 0 | 0 | 0 | 0 | 0 | 0 | 0 |
| VANDALISM | 14 | M | 0 | 0 | 0 | 1 | 2 | 1 | 4 | 0 | 0 | 0 |
| | | F | 0 | 0 | 0 | 0 | 0 | 0 | 0 | 0 | 0 | 0 |
| WEAPONS | 15 | M | 0 | 0 | 0 | 0 | 1 | 0 | 1 | 0 | 0 | 0 |
| | | F | 0 | 0 | 0 | 0 | 0 | 0 | 0 | 0 | 0 | 0 |
| DRIVING UNDER THE INFLUENCE | 21 | M | 0 | 0 | 0 | 0 | 0 | 1 | 1 | 0 | 0 | 0 |
| | | F | 0 | 0 | 0 | 0 | 0 | 0 | 0 | 0 | 0 | 0 |
| LIQUOR LAWS | 22 | M | 0 | 1 | 1 | 3 | 3 | 1 | 9 | 7 | 0 | 14 |
| | | F | 0 | 0 | 0 | 0 | 0 | 1 | 1 | 2 | 0 | 0 |
| DISORDERLY CONDUCT | 24 | M | 0 | 0 | 0 | 0 | 1 | 1 | 2 | 2 | 0 | 0 |
| | | F | 0 | 0 | 0 | 0 | 0 | 0 | 0 | 0 | 0 | 0 |
| ALL OTHER OFFENSES | 26 | M | 0 | 0 | 0 | 0 | 3 | 1 | 4 | 4 | 0 | 2 |
| | | F | 0 | 1 | 1 | 0 | 0 | 0 | 2 | 0 | 2 | 0 |
| CURFEW | 28 | M | 0 | 1 | 0 | 0 | 1 | 1 | 3 | 4 | 0 | 2 |
| | | F | 0 | 0 | 2 | 1 | 0 | 0 | 3 | 0 | 0 | 0 |
| RUNAWAY | 29 | M | 0 | 0 | 0 | 0 | 0 | 0 | 0 | 0 | 1 | 0 |
| | | F | 0 | 0 | 0 | 0 | 1 | 0 | 1 | 0 | 0 | 0 |
| TOTALS | | | 1 | 3 | 6 | 7 | 20 | 12 | 49 | 27 | 0 | 22 |

AGE, SEX AND RACE OF PERSONS ARRESTED
18 YEARS OF AGE AND OVER
PETERSBURG POLICE DEPARTMENT
1979

| | | | AGE | | | | | | | | | | | | TOTAL | WHITE | BLACK | IND | ALL OTHERS | | | |
|-----------------------------|----|---|-----|----|----|----|----|----|----|-------|-------|-------|-------|-------|-------|-------|-------|-----|------------|-------|-------|-----|
| | | | 18 | 19 | 20 | 21 | 22 | 23 | 24 | 25-29 | 30-34 | 35-39 | 40-44 | 45-49 | | | | | | 50-54 | 55-59 | 60+ |
| BURGLARY | 05 | M | 1 | 0 | 0 | 1 | 0 | 0 | 0 | 2 | 0 | 0 | 0 | 0 | 0 | 0 | 0 | 4 | 3 | 0 | 2 | 0 |
| | | F | 0 | 0 | 0 | 0 | 0 | 0 | 0 | 1 | 0 | 0 | 0 | 0 | 0 | 0 | 0 | 1 | 0 | 0 | 0 | 0 |
| LARCENY / THEFT | 06 | M | 1 | 0 | 0 | 1 | 0 | 0 | 0 | 0 | 0 | 0 | 0 | 0 | 0 | 0 | 0 | 2 | 2 | 0 | 1 | 0 |
| | | F | 0 | 0 | 0 | 0 | 0 | 0 | 0 | 1 | 0 | 0 | 0 | 0 | 0 | 0 | 0 | 1 | 0 | 0 | 0 | 0 |
| MOTOR VEHICLE THEFT | 07 | M | 0 | 0 | 0 | 0 | 0 | 1 | 0 | 0 | 0 | 0 | 0 | 0 | 0 | 0 | 0 | 0 | 1 | 0 | 1 | 0 |
| | | F | 0 | 0 | 0 | 0 | 0 | 0 | 0 | 0 | 0 | 0 | 0 | 0 | 0 | 0 | 0 | 0 | 0 | 0 | 0 | 0 |
| OTHER ASSAULTS | 08 | M | 0 | 0 | 3 | 1 | 0 | 0 | 0 | 0 | 0 | 0 | 0 | 0 | 1 | 0 | 0 | 5 | 6 | 0 | 0 | 0 |
| | | F | 0 | 0 | 0 | 0 | 0 | 0 | 0 | 0 | 0 | 0 | 0 | 0 | 0 | 0 | 0 | 1 | 0 | 0 | 0 | 0 |
| EMBEZZLEMENT | 12 | M | 0 | 0 | 0 | 0 | 0 | 0 | 0 | 0 | 0 | 0 | 0 | 0 | 0 | 0 | 0 | 0 | 1 | 0 | 0 | 0 |
| | | F | 0 | 0 | 0 | 0 | 0 | 0 | 0 | 0 | 0 | 0 | 0 | 0 | 0 | 0 | 0 | 0 | 0 | 0 | 0 | 0 |
| STOLEN PROPERTY | 13 | M | 1 | 0 | 0 | 0 | 0 | 0 | 0 | 0 | 0 | 0 | 0 | 0 | 0 | 0 | 0 | 0 | 1 | 0 | 0 | 0 |
| | | F | 0 | 0 | 0 | 0 | 0 | 0 | 0 | 0 | 0 | 0 | 0 | 0 | 0 | 0 | 0 | 0 | 0 | 0 | 0 | 0 |
| VANDALISM | 14 | M | 0 | 0 | 0 | 0 | 0 | 1 | 1 | 1 | 0 | 0 | 0 | 0 | 0 | 0 | 0 | 3 | 1 | 2 | 0 | 2 |
| | | F | 0 | 0 | 0 | 0 | 0 | 0 | 0 | 0 | 0 | 0 | 0 | 0 | 0 | 0 | 0 | 0 | 0 | 0 | 0 | 0 |
| WEAPONS | 15 | M | 0 | 0 | 0 | 0 | 1 | 0 | 0 | 0 | 0 | 0 | 0 | 0 | 0 | 0 | 0 | 2 | 0 | 1 | 0 | 1 |
| | | F | 0 | 0 | 0 | 0 | 0 | 0 | 0 | 0 | 0 | 0 | 0 | 0 | 0 | 0 | 0 | 0 | 0 | 0 | 0 | 0 |
| POSS - MARIJUANA | 18 | M | 0 | 0 | 1 | 0 | 0 | 0 | 0 | 0 | 0 | 0 | 0 | 0 | 0 | 0 | 0 | 1 | 0 | 0 | 1 | 0 |
| | | F | 0 | 0 | 0 | 0 | 0 | 0 | 0 | 0 | 0 | 0 | 0 | 0 | 0 | 0 | 0 | 0 | 0 | 0 | 0 | 0 |
| DRIVING UNDER THE INFLUENCE | 21 | M | 0 | 1 | 0 | 1 | 3 | 1 | 0 | 2 | 2 | 2 | 1 | 0 | 1 | 2 | 0 | 16 | 2 | 14 | 0 | 2 |
| | | F | 0 | 0 | 0 | 0 | 0 | 0 | 0 | 0 | 0 | 0 | 0 | 0 | 0 | 0 | 0 | 0 | 0 | 0 | 0 | 0 |
| LIQUOR LAWS | 22 | M | 4 | 1 | 0 | 0 | 0 | 0 | 0 | 0 | 0 | 0 | 0 | 0 | 0 | 0 | 0 | 5 | 1 | 5 | 0 | 1 |
| | | F | 0 | 0 | 0 | 0 | 0 | 0 | 0 | 0 | 0 | 0 | 0 | 0 | 0 | 0 | 0 | 0 | 0 | 0 | 0 | 0 |
| DISORDERLY CONDUCT | 24 | M | 0 | 3 | 0 | 0 | 0 | 3 | 1 | 2 | 0 | 1 | 1 | 0 | 1 | 0 | 0 | 12 | 4 | 9 | 0 | 7 |
| | | F | 0 | 0 | 0 | 1 | 0 | 0 | 0 | 1 | 1 | 1 | 0 | 0 | 0 | 0 | 0 | 4 | 0 | 0 | 0 | 0 |
| ALL OTHER OFFENSES | 26 | M | 2 | 1 | 2 | 1 | 2 | 1 | 1 | 0 | 4 | 0 | 1 | 0 | 0 | 0 | 0 | 15 | 0 | 12 | 0 | 3 |
| | | F | 0 | 0 | 0 | 0 | 0 | 0 | 0 | 0 | 0 | 0 | 0 | 0 | 0 | 0 | 0 | 0 | 0 | 0 | 0 | 0 |
| TOTALS | | | 9 | 7 | 6 | 6 | 6 | 7 | 3 | 10 | 9 | 6 | 3 | 0 | 4 | 3 | 1 | 80 | 59 | 0 | 21 | 0 |

RETURN A-MONTHLY RETURN OF OFFENSES KNOWN TO THE POLICE
SEWARD POLICE DEPARTMENT
1979

| OFFENSES | OFFENSES REPORTED | UNFOUNDED | ACTUAL OFFENSES | OFFENSES CLEARED BY ARREST OR EXCEPTIONAL MEANS | CLEARANCES INVOLVING ONLY PERSONS UNDER 18 |
|------------------------------|-------------------|-----------|-----------------|---|--|
| MURDER | 0 | 0 | 0 | 0 | 0 |
| MANSLAUGHTER BY NEGLIGENCE | 0 | 0 | 0 | 0 | 0 |
| FORCIBLE RAPE | 1 | 0 | 1 | 1 | 0 |
| ATTEMPTED RAPE | 1 | 0 | 1 | 1 | 0 |
| ROBBERY TOTALS | 3 | 0 | 3 | 3 | 0 |
| FIREARM | 1 | 0 | 1 | 0 | 0 |
| KNIFE OR CUTTING INSTRUMENT | 0 | 0 | 0 | 0 | 0 |
| OTHER DANGEROUS WEAPON | 0 | 0 | 0 | 0 | 0 |
| STRONG-ARM | 2 | 0 | 2 | 0 | 0 |
| ASSAULT TOTALS | 11 | 0 | 11 | 9 | 0 |
| FIREARM | 1 | 0 | 1 | 1 | 0 |
| KNIFE OR CUTTING INSTRUMENT | 0 | 0 | 0 | 0 | 0 |
| OTHER DANGEROUS WEAPON | 1 | 0 | 1 | 1 | 0 |
| HANDS, FISTS, FEET, ETC. | 9 | 0 | 9 | 7 | 0 |
| OTHER ASSAULTS-SIMPLE | 0 | 0 | 0 | 0 | 0 |
| BURGLARY TOTALS | 23 | 2 | 21 | 4 | 0 |
| FORCIBLE ENTRY | 21 | 2 | 19 | 4 | 0 |
| UNLAWFUL ENTRY-NO FORCE | 2 | 0 | 2 | 0 | 0 |
| ATTEMPTED FORCIBLE ENTRY | 0 | 0 | 0 | 0 | 0 |
| LARCENY-THEFT | 58 | 0 | 58 | 3 | 1 |
| MOTOR VEHICLE THEFT TOTALS | 8 | 0 | 8 | 4 | 0 |
| AUTOS | 5 | 0 | 5 | 4 | 0 |
| TRUCKS AND BUSES | 1 | 0 | 1 | 0 | 0 |
| OTHER VEHICLES | 2 | 0 | 2 | 0 | 0 |
| GRAND TOTAL | 104 | 2 | 102 | 31 | 1 |
| OFFICERS KILLED OR ASSAULTED | | | | | |
| KILLED-FELONY | 0 | | | | |
| KILLED-ACCIDENT | 0 | | | | |
| ASSAULTED | 0 | | | | |

PROPERTY STOLEN BY CLASSIFICATION
SEWARD POLICE DEPARTMENT
1979

| | ACTUAL OFFENSES | PROPERTY STOLEN |
|----------------------------|-----------------|-----------------|
| MURDER | 0 | \$ 0 |
| FORCIBLE RAPE | 1 | \$ 0 |
| ROBBERY | | |
| HIGHWAY (STREETS & ALLEYS) | 1 | \$ 60 |
| COMMERCIAL HOUSE | 1 | \$ 916 |
| GAS OR SERVICE STATION | 0 | \$ 0 |
| CHAIN STORE | 0 | \$ 0 |
| RESIDENCE | 0 | \$ 0 |
| BANK | 1 | \$ 0 |
| MISCELLANEOUS | 0 | \$ 0 |
| TOTAL ROBBERY | 3 | \$ 976 |
| BURGLARY | | |
| RESIDENCE-NIGHT | 10 | \$ 1029 |
| RESIDENCE-DAY | 1 | \$ 180 |
| RESIDENCE-UNKNOWN | 3 | \$ 22005 |
| NONRESIDENCE-NIGHT | 6 | \$ 1334 |
| NONRESIDENCE-DAY | 0 | \$ 0 |
| NONRESIDENCE-UNKNOWN | 1 | \$ 0 |
| TOTAL BURGLARY | 21 | \$ 24548 |
| LARCENY-THEFT | | |
| \$200 AND OVER | 24 | \$ 13302 |
| \$50 TO \$200 | 31 | \$ 3128 |
| UNDER \$50 | 3 | \$ 105 |
| TOTAL LARCENY | 58 | \$ 16535 |
| MV-THEFT | 8 | \$ 22100 |
| GRAND TOTAL | 91 | \$ 64159 |

6X. NATURE OF LARCENIES

| | ACTUAL OFFENSES | PROPERTY STOLEN |
|-----------------------------|-----------------|-----------------|
| POCKET-PICKING | 0 | \$ 0 |
| PURSE-SNATCHING | 0 | \$ 0 |
| SHOP-LIFTING | 4 | \$ 767 |
| FROM MOTOR VEHICLES | 16 | \$ 3637 |
| TV-PARTS & ACCESSORIES | 1 | \$ 60 |
| BICYCLES | 1 | \$ 125 |
| FROM BUILDINGS | 22 | \$ 6681 |
| FROM COIN-OPERATED MACHINES | 2 | \$ 110 |
| ALL OTHER | 12 | \$ 5155 |
| TOTAL LARCENIES | 58 | \$ 16535 |

7X. MOTOR VEHICLES RECOVERED

| (C) TOTAL LOCALLY STOLEN MV RECOVERED | NUMBER |
|---------------------------------------|--------|
| | 6 |

PROPERTY BY TYPE AND VALUE
SEWARD POLICE DEPARTMENT
1979

| | PROPERTY STOLEN | PROPERTY RECOVERED |
|---------------------------|-----------------|--------------------|
| CURRENCY, NOTES, ETC. | \$ 20932 | \$ 308 |
| JEWELRY & PRECIOUS METALS | \$ 4212 | \$ 200 |
| CLOTHING AND FUR | \$ 12 | \$ 0 |
| TOOL, MOTOR VEHICLES | \$ 22100 | \$ 12500 |
| OFFICE EQUIPMENT | \$ 148 | \$ 0 |
| TELEVISION, STEREO | \$ 3317 | \$ 190 |
| FIREARMS | \$ 700 | \$ 0 |
| HOUSEHOLD GOODS | \$ 100 | \$ 100 |
| CONSUMABLE GOODS | \$ 585 | \$ 50 |
| LIVESTOCK | \$ 0 | \$ 0 |
| MISCELLANEOUS | \$ 10705 | \$ 0 |
| TOTAL | \$ 64159 | \$ 19948 |

AGE, SEX AND RACE OF PERSONS ARRESTED
UNDER 18 YEARS OF AGE
SEWARD POLICE DEPARTMENT
1979

| | | | AGE | | | | | TOTAL UNDER 18 | WHITE | BLACK | INDIAN | ALL OTHERS |
|-----------------------------|----|---|--------------|-------|-------|----|----|----------------|-------|-------|--------|------------|
| | | | 10 and UNDER | 11-12 | 13-14 | 15 | 16 | | | | | |
| LARCENY / THEFT | 06 | M | 0 | 0 | 1 | 2 | 3 | 5 | 11 | | | |
| | | F | 1 | 1 | 0 | 0 | 0 | 0 | 2 | 13 | 0 | 0 |
| MOTOR VEHICLE THEFT | 07 | M | 0 | 0 | 0 | 0 | 0 | 0 | 1 | | | |
| | | F | 0 | 0 | 0 | 0 | 0 | 0 | 0 | 1 | 0 | 0 |
| VANDALISM | 14 | M | 0 | 0 | 0 | 0 | 0 | 0 | 0 | 1 | 0 | 0 |
| | | F | 0 | 0 | 0 | 2 | 2 | 0 | 4 | | | |
| DRIVING UNDER THE INFLUENCE | 21 | M | 0 | 0 | 0 | 0 | 0 | 0 | 0 | 2 | 0 | 0 |
| | | F | 0 | 0 | 0 | 0 | 0 | 0 | 1 | | | 2 |
| LIQUOR LAWS | 22 | M | 0 | 0 | 0 | 0 | 0 | 0 | 0 | 0 | 0 | 1 |
| | | F | 0 | 0 | 0 | 3 | 0 | 7 | 10 | | | |
| ALL OTHER OFFENSES | 26 | M | 0 | 0 | 3 | 1 | 0 | 0 | 4 | 11 | 0 | 1 |
| | | F | 0 | 0 | 0 | 1 | 2 | 6 | 9 | | | 2 |
| CURFEW | 28 | M | 0 | 0 | 0 | 0 | 0 | 0 | 0 | 9 | 0 | 0 |
| | | F | 0 | 0 | 1 | 0 | 0 | 0 | 1 | | | |
| RUNAWAY | 29 | M | 0 | 0 | 0 | 0 | 0 | 0 | 0 | 0 | 0 | 1 |
| | | F | 0 | 0 | 0 | 1 | 1 | 0 | 2 | 0 | 0 | 0 |
| TOTALS | | | 1 | 1 | 6 | 10 | 8 | 20 | 46 | 39 | 0 | 1 |

AGE, SEX AND RACE OF PERSONS ARRESTED
18 YEARS OF AGE AND OVER
SEWARD POLICE DEPARTMENT
1979

| | | | AGE | | | | | | | | | | | | TOTAL | WHITE | BLACK | IND | ALL OTHERS | | | |
|-----------------------------|----|---|-----|----|----|----|----|----|----|-------|-------|-------|-------|-------|-------|-------|-------|-----|------------|-------|-------|-----|
| | | | 18 | 19 | 20 | 21 | 22 | 23 | 24 | 25-29 | 30-34 | 35-39 | 40-44 | 45-49 | | | | | | 50-54 | 55-59 | 60+ |
| BURGLARY | 05 | M | 1 | 1 | 1 | 0 | 0 | 0 | 0 | 0 | 0 | 0 | 0 | 0 | 0 | 0 | 0 | 0 | 3 | | | |
| | | F | 0 | 0 | 0 | 0 | 0 | 0 | 0 | 0 | 0 | 0 | 0 | 0 | 0 | 0 | 0 | 0 | 0 | 0 | 0 | 0 |
| LARCENY / THEFT | 06 | M | 1 | 1 | 0 | 0 | 0 | 1 | 0 | 0 | 0 | 0 | 0 | 0 | 0 | 0 | 0 | 0 | 0 | 2 | 0 | 0 |
| | | F | 0 | 0 | 0 | 0 | 1 | 0 | 0 | 0 | 0 | 0 | 0 | 0 | 0 | 0 | 0 | 0 | 0 | 3 | 0 | 0 |
| MOTOR VEHICLE THEFT | 07 | M | 0 | 0 | 0 | 0 | 1 | 0 | 0 | 0 | 0 | 0 | 0 | 0 | 0 | 0 | 0 | 0 | 0 | 1 | 4 | 0 |
| | | F | 0 | 0 | 0 | 0 | 0 | 1 | 0 | 0 | 0 | 0 | 0 | 0 | 0 | 0 | 0 | 0 | 0 | 1 | 0 | 0 |
| OTHER ASSAULTS | 08 | M | 0 | 0 | 0 | 0 | 0 | 0 | 0 | 0 | 0 | 0 | 0 | 0 | 0 | 0 | 0 | 0 | 0 | 1 | 2 | 0 |
| | | F | 0 | 0 | 0 | 0 | 0 | 0 | 0 | 0 | 0 | 0 | 0 | 0 | 0 | 0 | 0 | 0 | 0 | 1 | 0 | 0 |
| FRAUD | 11 | M | 0 | 0 | 0 | 0 | 0 | 0 | 0 | 0 | 1 | 0 | 0 | 0 | 0 | 0 | 0 | 0 | 0 | 1 | 0 | 0 |
| | | F | 0 | 0 | 0 | 0 | 0 | 0 | 0 | 0 | 0 | 0 | 0 | 0 | 0 | 0 | 0 | 0 | 0 | 1 | 0 | 0 |
| VANDALISM | 14 | M | 5 | 2 | 1 | 0 | 0 | 0 | 0 | 0 | 0 | 0 | 0 | 0 | 0 | 0 | 0 | 0 | 0 | 1 | 0 | 0 |
| | | F | 0 | 0 | 0 | 0 | 0 | 0 | 0 | 0 | 0 | 0 | 0 | 0 | 0 | 0 | 0 | 0 | 0 | 8 | 0 | 0 |
| POSS - SYNTHETIC DRUGS | 18 | M | 0 | 0 | 0 | 0 | 0 | 0 | 1 | 0 | 0 | 0 | 0 | 0 | 0 | 0 | 0 | 0 | 0 | 5 | 0 | 0 |
| | | F | 0 | 0 | 0 | 0 | 0 | 0 | 0 | 0 | 0 | 0 | 0 | 0 | 0 | 0 | 0 | 0 | 0 | 1 | 0 | 0 |
| DRIVING UNDER THE INFLUENCE | 21 | M | 0 | 2 | 4 | 3 | 1 | 0 | 1 | 5 | 3 | 3 | 2 | 1 | 0 | 0 | 0 | 0 | 0 | 1 | 0 | 0 |
| | | F | 0 | 0 | 1 | 0 | 0 | 0 | 0 | 0 | 1 | 0 | 0 | 0 | 0 | 0 | 0 | 0 | 0 | 26 | 1 | 0 |
| LIQUOR LAWS | 22 | M | 5 | 7 | 3 | 3 | 5 | 8 | 1 | 9 | 7 | 6 | 3 | 1 | 5 | 0 | 0 | 0 | 0 | 2 | 23 | 0 |
| | | F | 1 | 0 | 5 | 1 | 1 | 1 | 1 | 2 | 1 | 2 | 1 | 0 | 1 | 0 | 0 | 0 | 0 | 3 | 66 | 0 |
| DISORDERLY CONDUCT | 24 | M | 0 | 0 | 0 | 0 | 0 | 2 | 1 | 0 | 2 | 0 | 0 | 0 | 0 | 0 | 0 | 0 | 0 | 17 | 31 | 0 |
| | | F | 0 | 0 | 0 | 0 | 1 | 0 | 1 | 0 | 0 | 0 | 0 | 0 | 0 | 0 | 0 | 0 | 0 | 5 | 0 | 0 |
| ALL OTHER OFFENSES | 26 | M | 5 | 3 | 6 | 2 | 5 | 4 | 2 | 8 | 5 | 5 | 1 | 1 | 0 | 0 | 0 | 0 | 0 | 4 | 47 | 0 |
| | | F | 0 | 1 | 0 | 1 | 0 | 1 | 0 | 1 | 0 | 0 | 0 | 0 | 0 | 0 | 0 | 0 | 0 | 0 | 0 | 0 |
| TOTALS | | | 18 | 17 | 21 | 10 | 15 | 18 | 8 | 26 | 20 | 16 | 7 | 3 | 6 | 0 | 4 | 189 | 119 | 1 | 7 | 62 |

RETURN A-MONTHLY RETURN OF OFFENSES KNOWN TO THE POLICE
SITKA POLICE DEPARTMENT
1979

-114-

| OFFENSES | OFFENSES REPORTED | UNFOUNDED | ACTUAL OFFENSES | OFFENSES CLEARED BY ARREST OR EXCEPTIONAL MEANS | CLEARANCES INVOLVING ONLY PERSONS UNDER 18 |
|-----------------------------|-------------------|-----------|-----------------|---|--|
| MURDER | 1 | 0 | 1 | 1 | 0 |
| MANSLAUGHTER BY NEGLIGENCE | 0 | 0 | 0 | 0 | 0 |
| FORCIBLE RAPE | 1 | 1 | 0 | 0 | 0 |
| ACTUAL RAPE | 0 | 0 | 0 | 0 | 0 |
| ATTEMPTED RAPE | 1 | 1 | 0 | 0 | 0 |
| ROBBERY TOTALS | 0 | 0 | 0 | 0 | 0 |
| FIREARM | 0 | 0 | 0 | 0 | 0 |
| KNIFE OR CUTTING INSTRUMENT | 0 | 0 | 0 | 0 | 0 |
| OTHER DANGEROUS WEAPON | 0 | 0 | 0 | 0 | 0 |
| STRONG-ARM | 0 | 0 | 0 | 0 | 0 |
| ASSAULT TOTALS | 86 | 2 | 84 | 36 | 1 |
| FIREARM | 6 | 1 | 5 | 4 | 0 |
| KNIFE OR CUTTING INSTRUMENT | 4 | 0 | 4 | 2 | 0 |
| OTHER DANGEROUS WEAPON | 1 | 0 | 1 | 1 | 0 |
| HANDS, FISTS, FEET, ETC. | 70 | 1 | 69 | 29 | 1 |
| OTHER ASSAULTS-SIMPLE | 5 | 0 | 5 | 0 | 0 |
| BURGLARY TOTALS | 93 | 1 | 92 | 6 | 3 |
| FORCIBLE ENTRY | 66 | 1 | 65 | 2 | 2 |
| UNLAWFUL ENTRY-NO FORCE | 18 | 0 | 18 | 4 | 1 |
| ATTEMPTED FORCIBLE ENTRY | 9 | 0 | 9 | 0 | 0 |
| LARCENY-THEFT | 570 | 8 | 562 | 74 | 26 |
| MOTOR VEHICLE THEFT TOTALS | 54 | 10 | 44 | 38 | 6 |
| AUTOS | 45 | 9 | 36 | 30 | 6 |
| TRUCKS AND BUSES | 2 | 1 | 1 | 1 | 0 |
| OTHER VEHICLES | 7 | 0 | 7 | 7 | 0 |
| GRAND TOTAL | 805 | 22 | 783 | 155 | 36 |

OFFICERS KILLED OR ASSAULTED
KILLED-FELONY 0 KILLED-ACCIDENT 0 ASSAULTED 18

PROPERTY STOLEN BY CLASSIFICATION
SITKA POLICE DEPARTMENT
1979

| | ACTUAL OFFENSES | PROPERTY STOLEN |
|--------------------------|-----------------|-----------------|
| MURDER | 1 | \$ 0 |
| FORCIBLE RAPE | 0 | \$ 0 |
| ROBBERY | 0 | \$ 0 |
| HIGHWAY (STREETS/ALLEYS) | 0 | \$ 0 |
| COMMERCIAL HOUSE | 0 | \$ 0 |
| GAS OR SERVICE STATION | 0 | \$ 0 |
| CHAIN STORE | 0 | \$ 0 |
| RESIDENCE | 0 | \$ 0 |
| BANK | 0 | \$ 0 |
| MISCELLANEOUS | 0 | \$ 0 |
| TOTAL ROBBERY | 0 | \$ 0 |
| BURGLARY | 18 | \$ 4149 |
| RESIDENCE-NIGHT | 5 | \$ 1200 |
| RESIDENCE-DAY | 12 | \$ 6096 |
| RESIDENCE-UNKNOWN | 37 | \$ 8474 |
| NONRESIDENCE-NIGHT | 3 | \$ 21 |
| NONRESIDENCE-DAY | 17 | \$ 9353 |
| NONRESIDENCE-UNKNOWN | 92 | \$ 29293 |
| TOTAL BURGLARY | 179 | \$ 197339 |
| LARCENY-THEFT | 193 | \$ 22054 |
| \$200 AND OVER | 190 | \$ 4522 |
| \$50 TO \$200 | 562 | \$ 223915 |
| UNDER \$50 | 44 | \$ 76100 |
| TOTAL LARCENY | 699 | \$ 329308 |

5X. NATURE OF LARCENIES

| | | |
|-----------------------------|-----|-----------|
| POCKET-PICKING | 5 | \$ 1144 |
| PURSE-SNATCHING | 13 | \$ 1645 |
| SHOPLIFTING | 23 | \$ 600 |
| FROM MOTOR VEHICLES | 105 | \$ 27177 |
| MV-PARTS & ACCESSORIES | 23 | \$ 17009 |
| BICYCLES | 70 | \$ 7041 |
| FROM BUILDINGS | 68 | \$ 22353 |
| FROM COIN-OPERATED MACHINES | 0 | \$ 0 |
| ALL OTHER | 255 | \$ 146946 |
| TOTAL LARCENIES | 562 | \$ 223915 |

7X. MOTOR VEHICLES RECOVERED
TOTAL LOCALLY STOLEN MV RECOVERED 43

PROPERTY BY TYPE AND VALUE
SITKA POLICE DEPARTMENT
1979

| | PROPERTY STOLEN | PROPERTY RECOVERED |
|---------------------------|-----------------|--------------------|
| CURRENCY, NOTES, ETC. | \$ 63732 | \$ 2217 |
| JEWELRY & PRECIOUS METALS | \$ 26663 | \$ 2733 |
| CLOTHING AND FURS | \$ 1717 | \$ 489 |
| STOLEN MOTOR VEHICLES | \$ 76100 | \$ 76100 |
| OFFICE EQUIPMENT | \$ 2138 | \$ 0 |
| TV'S, RADIOS, STEREO'S | \$ 14344 | \$ 2174 |
| FIREARMS | \$ 7972 | \$ 620 |
| HOUSEHOLD GOODS | \$ 7193 | \$ 563 |
| CONSUMABLE GOODS | \$ 3323 | \$ 729 |
| LIVESTOCK | \$ 100 | \$ 0 |
| MISCELLANEOUS | \$ 12115 | \$ 50330 |
| TOTAL | \$ 329308 | \$ 135840 |

AGE, SEX AND RACE OF PERSONS ARRESTED
UNDER 18 YEARS OF AGE
SITKA POLICE DEPARTMENT
1979

-115-

| | | 10 and UNDER | 11-12 | 13-14 | 15 | 16 | 17 | TOTAL UNDER 18 | WHITE | BLACK | INDIAN | ALL OTHERS |
|-----------------------------|----|--------------|-------|-------|----|----|----|----------------|-------|-------|--------|------------|
| BURGLARY | 05 | H 0 | 0 | 5 | 1 | 0 | 5 | 11 | 4 | 0 | 7 | 0 |
| | | F 0 | 0 | 0 | 0 | 0 | 0 | 0 | | | | |
| LARCENY / THEFT | 06 | H 2 | 1 | 6 | 3 | 3 | 2 | 17 | 13 | 0 | 14 | 0 |
| | | F 2 | 0 | 4 | 2 | 1 | 1 | 10 | | | | |
| MOTOR VEHICLE THEFT | 07 | H 1 | 0 | 2 | 0 | 0 | 0 | 3 | 3 | 0 | 3 | 0 |
| | | F 0 | 0 | 1 | 0 | 1 | 1 | 3 | | | | |
| OTHER ASSAULTS | 08 | H 0 | 0 | 0 | 1 | 1 | 1 | 3 | 1 | 0 | 3 | 1 |
| | | F 0 | 0 | 0 | 0 | 0 | 0 | 0 | | | | |
| VANDALISM | 14 | H 0 | 0 | 1 | 0 | 0 | 1 | 2 | 2 | 0 | 2 | 0 |
| | | F 0 | 0 | 0 | 0 | 0 | 2 | 2 | | | | |
| WEAPONS | 15 | H 0 | 0 | 0 | 0 | 0 | 1 | 1 | 0 | 0 | 1 | 0 |
| | | F 0 | 0 | 0 | 0 | 0 | 0 | 0 | | | | |
| POSS - OPIUM, COCAINE, ETC. | 18 | H 0 | 0 | 0 | 0 | 0 | 0 | 0 | 0 | 0 | 1 | 0 |
| | | F 0 | 0 | 0 | 0 | 1 | 0 | 1 | | | | |
| POSS - MARIJUANA | 18 | H 0 | 0 | 1 | 1 | 2 | 2 | 6 | 5 | 1 | 3 | 0 |
| | | F 0 | 0 | 0 | 0 | 2 | 1 | 3 | | | | |
| POSS - SYNTHETIC DRUGS | 18 | H 0 | 0 | 0 | 0 | 0 | 0 | 0 | 0 | 0 | 1 | 0 |
| | | F 0 | 0 | 0 | 1 | 0 | 0 | 1 | | | | |
| DRIVING UNDER THE INFLUENCE | 21 | H 0 | 0 | 0 | 0 | 0 | 2 | 2 | 2 | 0 | 2 | 0 |
| | | F 0 | 0 | 0 | 1 | 0 | 1 | 2 | | | | |
| LIQUOR LAWS | 22 | H 0 | 0 | 4 | 2 | 16 | 27 | 49 | 37 | 0 | 70 | 1 |
| | | F 0 | 0 | 16 | 15 | 18 | 10 | 59 | | | | |
| DRUNKENNESS | 23 | H 0 | 0 | 0 | 0 | 1 | 4 | 5 | 0 | 0 | 5 | 0 |
| | | F 0 | 0 | 0 | 0 | 0 | 0 | 0 | | | | |
| DISORDERLY CONDUCT | 24 | H 0 | 0 | 0 | 0 | 2 | 1 | 3 | 2 | 0 | 3 | 0 |
| | | F 0 | 0 | 0 | 1 | 1 | 0 | 2 | | | | |
| ALL OTHER OFFENSES | 26 | H 1 | 0 | 2 | 3 | 1 | 2 | 9 | 7 | 0 | 14 | 0 |
| | | F 0 | 0 | 3 | 4 | 4 | 1 | 12 | | | | |
| CURFEW | 28 | H 0 | 1 | 10 | 5 | 16 | 16 | 48 | 40 | 0 | 43 | 1 |
| | | F 0 | 0 | 14 | 9 | 7 | 6 | 36 | | | | |
| RUNAWAY | 29 | H 0 | 0 | 0 | 1 | 0 | 0 | 1 | 6 | 0 | 5 | 0 |
| | | F 0 | 0 | 5 | 1 | 4 | 0 | 10 | | | | |
| TOTALS | | | 6 | 2 | 74 | 51 | 82 | 303 | 122 | 1 | 177 | 3 |

AGE, SEX AND RACE OF PERSONS ARRESTED
18 YEARS OF AGE AND OVER
SITKA POLICE DEPARTMENT
1979

-116-

| | | | AGE | | | | | | | | | | | | TOTAL | RACE | | | | | |
|-----------------------------|-----|---|-----|----|----|----|----|----|----|-------|-------|-------|-------|-------|-------|-------|-------|-----|-------|-----|------------|
| | | | 18 | 19 | 20 | 21 | 22 | 23 | 24 | 25-29 | 30-34 | 35-39 | 40-44 | 45-49 | | 50-54 | 55-59 | 60+ | WHITE | IND | ALL OTHERS |
| MURDER / NONNEG MANSL. | 01A | M | 0 | 0 | 0 | 0 | 0 | 0 | 0 | 0 | 0 | 0 | 0 | 0 | 0 | 0 | 0 | 1 | 0 | 0 | 0 |
| AGGRAVATED ASSAULT | 04 | M | 0 | 0 | 0 | 2 | 1 | 2 | 1 | 0 | 6 | 1 | 0 | 1 | 3 | 0 | 0 | 17 | 1 | 0 | 0 |
| BURGLARY | 05 | M | 4 | 0 | 1 | 0 | 3 | 0 | 0 | 5 | 1 | 2 | 0 | 0 | 0 | 0 | 16 | 6 | 0 | 10 | |
| LARCENY / THEFT | 06 | M | 7 | 3 | 0 | 1 | 3 | 0 | 0 | 2 | 2 | 3 | 0 | 0 | 0 | 0 | 21 | 4 | 0 | 9 | |
| MOTOR VEHICLE THEFT | 07 | M | 1 | 0 | 0 | 1 | 0 | 0 | 0 | 1 | 0 | 0 | 0 | 0 | 0 | 0 | 3 | 1 | 0 | 3 | |
| OTHER ASSAULTS | 08 | M | 2 | 3 | 6 | 3 | 1 | 0 | 5 | 6 | 3 | 5 | 3 | 1 | 0 | 0 | 38 | 20 | 2 | 20 | |
| FORGERY & COUNTERFEITING | 10 | M | 0 | 0 | 1 | 1 | 0 | 0 | 0 | 0 | 0 | 0 | 0 | 0 | 0 | 0 | 2 | 2 | 0 | 2 | |
| FRAUD | 11 | M | 0 | 0 | 0 | 0 | 1 | 0 | 0 | 1 | 3 | 2 | 1 | 0 | 0 | 3 | 11 | 9 | 0 | 2 | |
| EMBEZZLEMENT | 12 | M | 0 | 0 | 0 | 0 | 0 | 0 | 0 | 0 | 1 | 0 | 0 | 0 | 0 | 0 | 1 | 1 | 0 | 0 | |
| STOLEN PROPERTY | 13 | M | 0 | 0 | 0 | 2 | 0 | 0 | 0 | 1 | 0 | 0 | 0 | 0 | 0 | 0 | 3 | 1 | 0 | 2 | |
| VANDALISM | 14 | M | 2 | 0 | 0 | 0 | 0 | 0 | 0 | 0 | 1 | 1 | 0 | 0 | 0 | 0 | 4 | 1 | 0 | 3 | |
| WEAPONS | 15 | M | 0 | 0 | 0 | 0 | 0 | 0 | 0 | 0 | 1 | 0 | 0 | 0 | 0 | 0 | 1 | 0 | 0 | 0 | |
| SEX OFFENSES | 17 | M | 0 | 1 | 0 | 1 | 2 | 0 | 0 | 1 | 0 | 1 | 0 | 0 | 0 | 0 | 6 | 2 | 0 | 4 | |
| SALE - OPIUM, COCAINE, ETC. | 18a | M | 0 | 0 | 0 | 0 | 0 | 0 | 0 | 0 | 1 | 1 | 0 | 0 | 0 | 0 | 2 | 0 | 0 | 0 | |
| SALE - MARIJUANA | 18b | M | 2 | 0 | 2 | 0 | 0 | 0 | 0 | 0 | 0 | 0 | 0 | 0 | 0 | 0 | 4 | 0 | 0 | 4 | |
| POSS - OPIUM, COCAINE, ETC. | 18c | M | 0 | 0 | 0 | 0 | 0 | 0 | 0 | 0 | 0 | 1 | 0 | 0 | 0 | 0 | 1 | 0 | 0 | 1 | |
| POSS - MARIJUANA | 18d | M | 4 | 1 | 0 | 0 | 1 | 0 | 0 | 0 | 0 | 0 | 0 | 0 | 0 | 0 | 6 | 3 | 0 | 3 | |
| POSS - SYNTHETIC DRUGS | 18e | M | 1 | 0 | 0 | 0 | 0 | 0 | 0 | 0 | 1 | 0 | 0 | 0 | 0 | 0 | 2 | 0 | 0 | 2 | |
| POSS - OTHER NON-NARCOTIC | 18f | M | 0 | 1 | 0 | 0 | 0 | 0 | 0 | 0 | 0 | 2 | 0 | 0 | 0 | 0 | 3 | 3 | 0 | 1 | |
| OFFENSES AGAINST FAMILY | 20 | M | 1 | 0 | 0 | 0 | 0 | 0 | 0 | 0 | 0 | 0 | 0 | 0 | 0 | 0 | 1 | 0 | 0 | 1 | |
| DRIVING UNDER THE INFLUENCE | 21 | M | 3 | 4 | 2 | 5 | 4 | 2 | 3 | 17 | 15 | 6 | 5 | 3 | 2 | 0 | 72 | 57 | 1 | 29 | |
| LIQUOR LAWS | 22 | M | 7 | 0 | 0 | 0 | 0 | 0 | 0 | 0 | 1 | 0 | 0 | 0 | 0 | 0 | 8 | 25 | 0 | 37 | |
| DRUNKENNESS | 23 | M | 3 | 6 | 5 | 3 | 2 | 5 | 1 | 10 | 11 | 5 | 3 | 2 | 4 | 0 | 53 | 23 | 0 | 49 | |
| DISORDERLY CONDUCT | 24 | M | 0 | 1 | 1 | 2 | 9 | 0 | 0 | 1 | 0 | 0 | 0 | 0 | 0 | 0 | 14 | 29 | 0 | 33 | |
| ALL OTHER OFFENSES | 26 | M | 6 | 6 | 3 | 3 | 5 | 2 | 2 | 11 | 5 | 2 | 3 | 0 | 4 | 0 | 52 | 35 | 0 | 13 | |
| TOTALS | | | 95 | 33 | 41 | 29 | 48 | 14 | 16 | 79 | 53 | 37 | 22 | 14 | 4 | 11 | 498 | 248 | 3 | 245 | |

RETURN A-MONTHLY RETURN OF OFFENSES KNOWN TO THE POLICE
SKAGWAY POLICE DEPARTMENT
1979

-117-

| OFFENSES | OFFENSES REPORTED | UNFOUNDED | ACTUAL OFFENSES | OFFENSES CLEARED | | CLEARANCES INVOLVING ONLY PERSONS UNDER 18 |
|------------------------------|-------------------|-----------|-----------------|--------------------------------|----|--|
| | | | | BY ARREST OR EXCEPTIONAL MEANS | | |
| MURDER | 0 | 0 | 0 | 0 | 0 | 0 |
| MANSLAUGHTER BY NEGLIGENCE | 0 | 0 | 0 | 0 | 0 | 0 |
| FORCIBLE RAPE | 1 | 0 | 1 | 1 | 0 | 0 |
| ACTUAL RAPE | 1 | 0 | 1 | 1 | 0 | 0 |
| ATTEMPTED RAPE | 0 | 0 | 0 | 0 | 0 | 0 |
| ROBBERY TOTALS | 0 | 0 | 0 | 0 | 0 | 0 |
| FIREARM | 0 | 0 | 0 | 0 | 0 | 0 |
| KNIFE OR CUTTING INSTRUMENT | 0 | 0 | 0 | 0 | 0 | 0 |
| OTHER DANGEROUS WEAPON | 0 | 0 | 0 | 0 | 0 | 0 |
| STRONG-ARM | 0 | 0 | 0 | 0 | 0 | 0 |
| ASSAULT TOTALS | 7 | 2 | 5 | 5 | 0 | 0 |
| FIREARM | 1 | 0 | 1 | 1 | 0 | 1 |
| KNIFE OR CUTTING INSTRUMENT | 0 | 0 | 0 | 0 | 0 | 0 |
| OTHER DANGEROUS WEAPON | 0 | 0 | 0 | 0 | 0 | 0 |
| HANDS, FISTS, FEET, ETC. | 0 | 0 | 0 | 0 | 0 | 0 |
| OTHER ASSAULTS-SIMPLE | 0 | 0 | 0 | 0 | 0 | 0 |
| BURGLARY TOTALS | 6 | 2 | 4 | 4 | 0 | 0 |
| FORCIBLE ENTRY | 5 | 3 | 2 | 2 | 0 | 1 |
| UNLAWFUL ENTRY-NO FORCE | 3 | 1 | 2 | 2 | 0 | 0 |
| ATTEMPTED FORCIBLE ENTRY | 2 | 2 | 0 | 0 | 0 | 0 |
| LARCENY-THEFT | 0 | 0 | 0 | 0 | 0 | 0 |
| MOTOR VEHICLE THEFT TOTALS | 22 | 0 | 22 | 22 | 0 | 0 |
| AUTOS | 4 | 0 | 4 | 4 | 0 | 2 |
| TRUCKS AND BUSES | 3 | 0 | 3 | 3 | 0 | 2 |
| OTHER VEHICLES | 1 | 0 | 1 | 1 | 0 | 0 |
| GRAND TOTAL | 39 | 5 | 34 | 34 | 13 | 5 |
| OFFICERS KILLED OR ASSAULTED | | | | | | |
| KILLED-FELONY | 0 | | | | | |
| KILLED-ACCIDENT | 0 | | | | | |
| ASSAULTED | 1 | | | | | |

PROPERTY STOLEN BY CLASSIFICATION
SKAGWAY POLICE DEPARTMENT
1979

| | ACTUAL OFFENSES | PROPERTY STOLEN |
|----------------------------|-----------------|-----------------|
| MURDER | 0 | \$ 0 |
| FORCIBLE RAPE | 0 | \$ 0 |
| ROBBERY | 1 | \$ 0 |
| HIGHWAY (STREETS & ALLEYS) | 0 | \$ 0 |
| COMMERCIAL HOUSE | 0 | \$ 0 |
| GAS OR SERVICE STATION | 0 | \$ 0 |
| CHAIN STORE | 0 | \$ 0 |
| RESIDENCE | 0 | \$ 0 |
| BANK | 0 | \$ 0 |
| MISCELLANEOUS | 0 | \$ 0 |
| TOTAL ROBBERY | 0 | \$ 0 |
| BURGLARY | 0 | \$ 0 |
| RESIDENCE-NIGHT | 0 | \$ 0 |
| RESIDENCE-DAY | 0 | \$ 0 |
| RESIDENCE-UNKNOWN | 0 | \$ 0 |
| NONRESIDENCE-NIGHT | 2 | \$ 6400 |
| NONRESIDENCE-DAY | 0 | \$ 0 |
| NONRESIDENCE-UNKNOWN | 0 | \$ 0 |
| TOTAL BURGLARY | 2 | \$ 6400 |
| LARCENY-THEFT | 10 | \$ 7580 |
| \$200 AND OVER | 5 | \$ 523 |
| \$50 TO \$200 | 7 | \$ 257 |
| UNDER \$50 | 22 | \$ 8360 |
| TOTAL LARCENY | 4 | \$ 6500 |
| MV-THEFT | 29 | \$ 21260 |
| GRAND TOTAL | 29 | \$ 21260 |

6X. NATURE OF LARCENIES

| POCKET-PICKING | 0 | \$ 0 |
|-----------------------------|----|---------|
| PURSE-SNATCHING | 0 | \$ 0 |
| SHOPLIFTING | 3 | \$ 1310 |
| FROM MOTOR VEHICLES | 2 | \$ 440 |
| MV-PARTS & ACCESSORIES | 1 | \$ 50 |
| BICYCLES | 4 | \$ 190 |
| FROM BUILDINGS | 4 | \$ 1215 |
| FROM COIN-OPERATED MACHINES | 0 | \$ 0 |
| ALL OTHER | 8 | \$ 5155 |
| TOTAL LARCENIES | 22 | \$ 8360 |

7X. MOTOR VEHICLES RECOVERED

(C) TOTAL LOCALLY STOLEN MV RECOVERED 4

PROPERTY BY TYPE AND VALUE
SKAGWAY POLICE DEPARTMENT
1979

| | PROPERTY STOLEN | PROPERTY RECOVERED |
|---------------------------|-----------------|--------------------|
| CURRENCY, NOTES, ETC. | \$ 2370 | \$ 365 |
| JEWELRY & PRECIOUS METALS | \$ 7285 | \$ 2600 |
| CLOTHING AND FURS | \$ 45 | \$ 0 |
| STOLEN MOTOR VEHICLES | \$ 6500 | \$ 6500 |
| OFFICE EQUIPMENT | \$ 0 | \$ 0 |
| TV'S, RADIOS, STEREO'S | \$ 3000 | \$ 3000 |
| FIREARMS | \$ 0 | \$ 0 |
| HOUSEHOLD GOODS | \$ 0 | \$ 0 |
| CONSUMABLE GOODS | \$ 37 | \$ 37 |
| LIVESTOCK | \$ 0 | \$ 0 |
| MISCELLANEOUS | \$ 2023 | \$ 1090 |
| TOTAL | \$ 21260 | \$ 13592 |

AGE, SEX AND RACE OF PERSONS ARRESTED
UNDER 18 YEARS OF AGE
SKAGWAY POLICE DEPARTMENT
1979

| | | AGE | | | | | TOTAL UNDER 18 | WHITE | BLACK | INDIAN | ALL OTHERS |
|---------------------|----|--------------------|-------|-------|----|----|----------------------|-------|-------|--------|---------------|
| | | 10 and UNDER | 11-12 | 13-14 | 15 | 16 | | | | | |
| LARCENY / THEFT | 06 | M | 0 | 0 | 0 | 0 | 1 | 0 | 1 | 0 | 0 |
| MOTOR VEHICLE THEFT | 07 | M | 0 | 0 | 0 | 1 | 0 | 0 | 1 | 2 | 0 |
| OTHER ASSAULTS | 08 | M | 0 | 0 | 0 | 0 | 0 | 0 | 2 | 0 | 0 |
| RUNAWAY | 29 | M | 0 | 0 | 0 | 0 | 0 | 0 | 1 | 0 | 0 |
| TOTALS | | | 0 | 0 | 1 | 2 | 2 | 1 | 6 | 6 | 0 |

AGE, SEX AND RACE OF PERSONS ARRESTED
18 YEARS OF AGE AND OVER
SKAGWAY POLICE DEPARTMENT
1979

| | | | AGE | | | | | | | | | | TOTAL | BLACK IND | ALL OTHERS | | | | | | | | | | |
|-----------------------------|----|---|-----|----|----|----|----|----|----|-------|-------|-------|-------|--------------|---------------|-------|-------|-------|-------|-----|---|---|---|---|---|
| | | | 18 | 19 | 20 | 21 | 22 | 23 | 24 | 25-29 | 30-34 | 35-39 | | | | 40-44 | 45-49 | 50-54 | 55-59 | 60+ | | | | | |
| LARCENY / THEFT | 06 | M | 1 | 0 | 0 | 0 | 0 | 0 | 0 | 0 | 0 | 0 | 0 | 0 | 0 | 0 | 0 | 0 | 1 | 1 | 0 | 0 | 0 | | |
| MOTOR VEHICLE THEFT | 07 | M | 0 | 0 | 0 | 0 | 0 | 0 | 0 | 0 | 0 | 0 | 0 | 0 | 0 | 0 | 0 | 0 | 0 | 1 | 0 | 0 | 0 | 0 | |
| EMBEZZLEMENT | 12 | M | 0 | 0 | 0 | 0 | 0 | 0 | 0 | 0 | 0 | 0 | 0 | 0 | 0 | 0 | 0 | 0 | 0 | 1 | 0 | 0 | 0 | 0 | |
| DRIVING UNDER THE INFLUENCE | 21 | M | 0 | 0 | 0 | 0 | 0 | 0 | 0 | 0 | 0 | 0 | 0 | 0 | 0 | 0 | 0 | 0 | 0 | 0 | 0 | 0 | 0 | 0 | 0 |
| DISORDERLY CONDUCT | 24 | M | 1 | 0 | 0 | 0 | 0 | 0 | 0 | 0 | 0 | 0 | 0 | 0 | 0 | 0 | 0 | 0 | 0 | 0 | 0 | 0 | 0 | 0 | 0 |
| TOTALS | | | 2 | 0 | 0 | 1 | 1 | 1 | 1 | 1 | 1 | 2 | 0 | 0 | 0 | 0 | 0 | 0 | 0 | 10 | 6 | 0 | 3 | 1 | |

RETURN A-MONTHLY RETURN OF OFFENSES KNOWN TO THE POLICE
SOLDOTNA POLICE DEPARTMENT
1979

| OFFENSES | OFFENSES REPORTED | UNFOUNDED | ACTUAL OFFENSES | OFFENSES CLEARED | | CLEARANCES INVOLVING ONLY PERSONS UNDER 18 |
|------------------------------|-------------------|-----------|-----------------|-----------------------------------|---|--|
| | | | | BY ARREST OR EXCEPTIONAL MEANS | | |
| MURDER | 0 | 0 | 0 | 0 | 0 | 0 |
| MANSLAUGHTER BY NEGLIGENCE | 0 | 0 | 0 | 0 | 0 | 0 |
| FORCIBLE RAPE | 1 | 1 | 0 | 0 | 0 | 0 |
| ACTUAL RAPE | 1 | 1 | 0 | 0 | 0 | 0 |
| ATTEMPTED RAPE | 1 | 1 | 0 | 0 | 0 | 0 |
| ROBBERY TOTALS | 7 | 7 | 0 | 0 | 0 | 0 |
| FIREARM | 1 | 0 | 1 | 0 | 0 | 0 |
| KNIFE OR CUTTING INSTRUMENT | 1 | 0 | 1 | 0 | 0 | 0 |
| OTHER DANGEROUS WEAPON | 0 | 0 | 0 | 0 | 0 | 0 |
| STRONG-ARM | 0 | 0 | 0 | 0 | 0 | 0 |
| ASSAULT TOTALS | 7 | 7 | 0 | 0 | 0 | 0 |
| FIREARM | 7 | 0 | 7 | 3 | 0 | 0 |
| KNIFE OR CUTTING INSTRUMENT | 0 | 0 | 0 | 0 | 0 | 0 |
| OTHER DANGEROUS WEAPON | 0 | 0 | 0 | 0 | 0 | 0 |
| HANDS, FISTS, FEET, ETC. | 0 | 0 | 0 | 0 | 0 | 0 |
| OTHER ASSAULTS-SIMPLE | 0 | 0 | 0 | 0 | 0 | 0 |
| BURGLARY TOTALS | 28 | 0 | 0 | 0 | 0 | 0 |
| FORCIBLE ENTRY | 12 | 0 | 28 | 6 | 0 | 2 |
| UNLAWFUL ENTRY-NO FORCE | 15 | 0 | 12 | 3 | 0 | 0 |
| ATTEMPTED FORCIBLE ENTRY | 1 | 0 | 15 | 3 | 0 | 2 |
| LARCENY-THEFT | 103 | 1 | 1 | 0 | 0 | 0 |
| MOTOR VEHICLE THEFT TOTALS | 16 | 2 | 102 | 11 | 0 | 1 |
| AUTOS | 8 | 1 | 14 | 8 | 0 | 0 |
| TRUCKS AND BUSES | 4 | 1 | 7 | 4 | 0 | 0 |
| OTHER VEHICLES | 4 | 0 | 3 | 0 | 0 | 0 |
| GRAND TOTAL | 156 | 4 | 152 | 28 | 0 | 3 |
| OFFICERS KILLED OR ASSAULTED | | | | | | |
| KILLED-FELONY | 0 | 0 | 0 | 0 | 0 | 0 |
| KILLED-ACCIDENT | 0 | 0 | 0 | 0 | 0 | 0 |
| ASSAULTED | 0 | 0 | 0 | 0 | 0 | 0 |

PROPERTY STOLEN BY CLASSIFICATION
SOLDOTNA POLICE DEPARTMENT
1979

| | ACTUAL OFFENSES | PROPERTY STOLEN |
|----------------------------|--------------------|--------------------|
| MURDER | 0 | \$ 0 |
| FORCIBLE RAPE | 0 | \$ 0 |
| ROBBERY | 0 | \$ 0 |
| HIGHWAY (STREETS & ALLEYS) | 0 | \$ 0 |
| COMMERCIAL HOUSE | 0 | \$ 0 |
| GAS OR SERVICE STATION | 1 | \$ 470 |
| CHAIN STORE | 0 | \$ 0 |
| RESIDENCE | 0 | \$ 0 |
| BANK | 0 | \$ 0 |
| MISCELLANEOUS | 0 | \$ 0 |
| TOTAL ROBBERY | 0 | \$ 0 |
| BURGLARY | 1 | \$ 470 |
| RESIDENCE-NIGHT | 5 | \$ 183 |
| RESIDENCE-DAY | 5 | \$ 2315 |
| RESIDENCE-UNKNOWN | 4 | \$ 2110 |
| NONRESIDENCE-NIGHT | 8 | \$ 10688 |
| NONRESIDENCE-DAY | 1 | \$ 1651 |
| NONRESIDENCE-UNKNOWN | 5 | \$ 928 |
| TOTAL BURGLARY | 28 | \$ 17875 |
| LARCENY-THEFT | | |
| \$200 AND OVER | 41 | \$ 29927 |
| \$50 TO \$200 | 44 | \$ 4967 |
| UNDER \$50 | 17 | \$ 317 |
| TOTAL LARCENY | 102 | \$ 35211 |
| MV-THEFT | 14 | \$ 34658 |
| GRAND TOTAL | 145 | \$ 88214 |

6X. NATURE OF LARCENIES

| | | PROPERTY STOLEN |
|-----------------------------|-----|--------------------|
| POCKET-PICKING | 1 | \$ 213 |
| PURSE-SNATCHING | 0 | \$ 0 |
| SHOPLIFTING | 2 | \$ 22 |
| FROM MOTOR VEHICLES | 25 | \$ 5967 |
| MV-PARTS & ACCESSORIES | 21 | \$ 4508 |
| BICYCLES | 13 | \$ 1554 |
| FROM BUILDINGS | 22 | \$ 14842 |
| FROM COIN-OPERATED MACHINES | 4 | \$ 454 |
| ALL OTHER | 14 | \$ 7651 |
| TOTAL LARCENIES | 102 | \$ 35211 |

7X. MOTOR VEHICLES RECOVERED

(C) TOTAL LOCALLY STOLEN MV RECOVERED 12

PROPERTY BY TYPE AND VALUE
SOLDOTNA POLICE DEPARTMENT
1979

| | PROPERTY STOLEN | PROPERTY RECOVERED |
|---------------------------|--------------------|-----------------------|
| CURRENCY, NOTES, ETC. | \$ 7627 | \$ 213 |
| JEWELRY & PRECIOUS METALS | \$ 6247 | \$ 0 |
| CLOTHING AND FURS | \$ 420 | \$ 0 |
| STOLEN MOTOR VEHICLES | \$ 34658 | \$ 25958 |
| OFFICE EQUIPMENT | \$ 3171 | \$ 900 |
| TV'S, RADIOS, STEREO'S | \$ 5800 | \$ 1450 |
| FIREARMS | \$ 2781 | \$ 922 |
| HOUSEHOLD GOODS | \$ 100 | \$ 0 |
| CONSUMABLE GOODS | \$ 702 | \$ 64 |
| LIVESTOCK | \$ 314 | \$ 200 |
| MISCELLANEOUS | \$ 26394 | \$ 2711 |
| TOTAL | \$ 88214 | \$ 32418 |

AGE, SEX AND RACE OF PERSONS ARRESTED
UNDER 18 YEARS OF AGE
VALDEZ POLICE DEPARTMENT
1979

| | | AGE | | | | | TOTAL UNDER 19 | WHITE | BLACK | INDIAN | ALL OTHERS |
|-----------------------------|-----|--------------------|-------|-------|----|----|----------------------|-------|-------|--------|---------------|
| | | 10 and UNDER | 11-12 | 13-14 | 15 | 16 | | | | | |
| BURGLARY | 05 | 0 | 2 | 1 | 1 | 1 | 6 | 4 | 0 | 0 | 0 |
| LARCENY / THEFT | 06 | 1 | 3 | 3 | 2 | 1 | 10 | 9 | 0 | 0 | 1 |
| MOTOR VEHICLE THEFT | 07 | 0 | 0 | 0 | 0 | 0 | 2 | 2 | 0 | 0 | 0 |
| SALE - MARIJUANA | 18b | 0 | 0 | 1 | 0 | 0 | 1 | 1 | 0 | 0 | 0 |
| DRIVING UNDER THE INFLUENCE | 21 | 0 | 0 | 0 | 2 | 2 | 4 | 3 | 0 | 0 | 1 |
| LIQUOR LAWS | 22 | 0 | 0 | 0 | 0 | 1 | 1 | 5 | 0 | 0 | 0 |
| ALL OTHER OFFENSES | 24 | 0 | 0 | 0 | 0 | 1 | 1 | 3 | 0 | 0 | 0 |
| CURFEW | 28 | 0 | 0 | 0 | 4 | 9 | 19 | 25 | 0 | 0 | 3 |
| TOTALS | | 1 | 5 | 5 | 12 | 17 | 59 | 54 | 0 | 0 | 5 |

AGE, SEX AND RACE OF PERSONS ARRESTED
18 YEARS OF AGE AND OVER
VALDEZ POLICE DEPARTMENT
1979

| | | AGE | | | | | | | | | | | | | | TOTAL | WHITE | BLACK | IND | ALL OTHERS | | |
|-----------------------------|-----|-----|----|----|----|----|----|----|-------|-------|-------|-------|-------|-------|-------|-------|-------|-------|-----|---------------|-----|---|
| | | 18 | 19 | 20 | 21 | 22 | 23 | 24 | 25-29 | 30-34 | 35-39 | 40-44 | 45-49 | 50-54 | 55-59 | | | | | | 60+ | |
| MANSLAUGHTER BY NEGLIGENCE | 01B | 0 | 0 | 0 | 0 | 0 | 1 | 0 | 0 | 0 | 0 | 0 | 0 | 0 | 0 | 0 | 0 | 1 | 1 | 0 | 0 | 0 |
| AGGRAVATED ASSAULT | 04 | 0 | 1 | 0 | 0 | 1 | 0 | 0 | 1 | 0 | 1 | 1 | 0 | 0 | 0 | 0 | 0 | 5 | 0 | 0 | 0 | 1 |
| BURGLARY | 05 | 0 | 0 | 0 | 1 | 0 | 1 | 0 | 0 | 0 | 0 | 0 | 0 | 0 | 0 | 0 | 0 | 1 | 0 | 0 | 0 | 1 |
| LARCENY / THEFT | 06 | 1 | 0 | 0 | 0 | 0 | 0 | 0 | 1 | 0 | 0 | 0 | 0 | 0 | 0 | 0 | 0 | 2 | 0 | 0 | 0 | 0 |
| MOTOR VEHICLE THEFT | 07 | 0 | 0 | 0 | 0 | 0 | 0 | 0 | 0 | 0 | 0 | 0 | 0 | 0 | 0 | 0 | 0 | 1 | 0 | 0 | 0 | 0 |
| OTHER ASSAULTS | 08 | 0 | 0 | 0 | 0 | 0 | 0 | 0 | 0 | 1 | 3 | 0 | 0 | 0 | 0 | 0 | 0 | 4 | 4 | 0 | 0 | 0 |
| FRAUD | 11 | 0 | 0 | 1 | 0 | 0 | 0 | 0 | 0 | 0 | 0 | 0 | 0 | 0 | 0 | 0 | 0 | 1 | 2 | 1 | 0 | 0 |
| STOLEN PROPERTY | 13 | 0 | 0 | 0 | 0 | 0 | 0 | 0 | 1 | 0 | 0 | 0 | 0 | 0 | 0 | 0 | 0 | 1 | 0 | 0 | 0 | 0 |
| WEAPONS | 15 | 0 | 1 | 0 | 0 | 0 | 1 | 0 | 2 | 0 | 0 | 0 | 0 | 0 | 0 | 0 | 0 | 5 | 1 | 0 | 0 | 0 |
| PROSTITUTION & COMM VICE | 16 | 0 | 0 | 0 | 0 | 0 | 0 | 0 | 0 | 1 | 0 | 0 | 0 | 0 | 0 | 0 | 0 | 2 | 0 | 0 | 0 | 0 |
| SALE - OPIUM, COCAINE, ETC. | 18a | 0 | 0 | 0 | 0 | 0 | 0 | 0 | 0 | 0 | 0 | 0 | 0 | 0 | 0 | 0 | 0 | 1 | 0 | 0 | 0 | 0 |
| POSS - OPIUM, COCAINE, ETC. | 18b | 0 | 0 | 0 | 0 | 1 | 0 | 0 | 0 | 0 | 0 | 0 | 0 | 0 | 0 | 0 | 0 | 1 | 0 | 0 | 0 | 0 |
| DRIVING UNDER THE INFLUENCE | 21 | 0 | 0 | 0 | 0 | 0 | 0 | 0 | 0 | 0 | 0 | 0 | 0 | 0 | 0 | 0 | 0 | 1 | 0 | 0 | 0 | 0 |
| LIQUOR LAWS | 22 | 0 | 0 | 0 | 0 | 0 | 0 | 0 | 0 | 0 | 0 | 0 | 0 | 0 | 0 | 0 | 0 | 5 | 0 | 0 | 0 | 0 |
| DISORDERLY CONDUCT | 24 | 0 | 0 | 0 | 0 | 0 | 0 | 0 | 0 | 0 | 0 | 0 | 0 | 0 | 0 | 0 | 0 | 2 | 0 | 0 | 0 | 0 |
| ALL OTHER OFFENSES | 26 | 0 | 1 | 1 | 0 | 0 | 2 | 3 | 3 | 3 | 0 | 1 | 0 | 0 | 0 | 0 | 0 | 15 | 0 | 1 | 0 | 0 |
| TOTALS | | 6 | 5 | 3 | 2 | 5 | 5 | 2 | 17 | 10 | 8 | 7 | 8 | 1 | 0 | 0 | 77 | 72 | 2 | 1 | 2 | |

RETURN A-MONTHLY RETURN OF OFFENSES KNOWN TO THE POLICE
WRANGELL POLICE DEPARTMENT
1979

| OFFENSES | OFFENSES REPORTED | UNFOUNDED | ACTUAL OFFENSES | OFFENSES CLEARED | | CLEARANCES INVOLVING ONLY PERSONS UNDER 18 |
|------------------------------|-------------------|-----------|-----------------|-----------------------------------|----|--|
| | | | | BY ARREST OR EXCEPTIONAL MEANS | | |
| MURDER | 0 | 0 | 0 | 0 | 0 | 0 |
| MANSLAUGHTER BY NEGLIGENCE | 0 | 0 | 0 | 0 | 0 | 0 |
| FORCIBLE RAPE | 1 | 0 | 1 | 1 | 1 | 0 |
| ACTUAL RAPE | 1 | 0 | 1 | 1 | 1 | 0 |
| ATTEMPTED RAPE | 0 | 0 | 0 | 0 | 0 | 0 |
| ROBBERY TOTALS | 2 | 0 | 2 | 2 | 1 | 0 |
| FIREARM | 0 | 0 | 0 | 0 | 0 | 0 |
| KNIFE OR CUTTING INSTRUMENT | 1 | 0 | 1 | 1 | 1 | 0 |
| OTHER DANGEROUS WEAPON | 0 | 0 | 0 | 0 | 0 | 0 |
| STRONG-ARM | 1 | 0 | 1 | 1 | 0 | 0 |
| ASSAULT TOTALS | 38 | 0 | 38 | 35 | 3 | 3 |
| FIREARM | 1 | 0 | 1 | 1 | 1 | 0 |
| KNIFE OR CUTTING INSTRUMENT | 1 | 0 | 1 | 1 | 1 | 0 |
| OTHER DANGEROUS WEAPON | 3 | 0 | 3 | 3 | 3 | 2 |
| HANDS, FISTS, FEET, ETC. | 24 | 0 | 24 | 22 | 2 | 1 |
| OTHER ASSAULTS-SIMPLE | 9 | 0 | 9 | 8 | 1 | 0 |
| BURGLARY TOTALS | 32 | 0 | 32 | 17 | 2 | 2 |
| FORCIBLE ENTRY | 17 | 0 | 17 | 9 | 1 | 1 |
| UNLAWFUL ENTRY-NO FORCE | 15 | 0 | 15 | 8 | 1 | 1 |
| ATTEMPTED FORCIBLE ENTRY | 0 | 0 | 0 | 0 | 0 | 0 |
| LARCENY-THEFT | 177 | 1 | 176 | 89 | 12 | 1 |
| MOTOR VEHICLE THEFT TOTALS | 6 | 0 | 6 | 5 | 1 | 0 |
| AUTOS | 1 | 0 | 1 | 1 | 1 | 0 |
| TRUCKS AND BUSES | 4 | 0 | 4 | 3 | 1 | 0 |
| OTHER VEHICLES | 1 | 0 | 1 | 1 | 1 | 0 |
| GRAND TOTAL | 256 | 1 | 255 | 148 | 18 | 18 |
| OFFICERS KILLED OR ASSAULTED | | | | | | |
| KILLED-FELONY | 0 | 0 | 0 | 0 | 0 | 0 |
| KILLED-ACCIDENT | 0 | 0 | 0 | 0 | 0 | 0 |
| ASSAULTED | 0 | 0 | 0 | 0 | 0 | 0 |

PROPERTY STOLEN BY CLASSIFICATION
WRANGELL POLICE DEPARTMENT
1979

| | ACTUAL OFFENSES | PROPERTY STOLEN |
|---------------------------------------|--------------------|--------------------|
| MURDER | 0 | \$ 0 |
| FORCIBLE RAPE | 1 | \$ 0 |
| ROBBERY | | |
| HIGHWAY (STREETS & ALLEYS) | 1 | \$ 125 |
| COMMERCIAL HOUSE | 0 | \$ 0 |
| GAS OR SERVICE STATION | 0 | \$ 0 |
| CHAIN STORE | 0 | \$ 0 |
| RESIDENCE | 0 | \$ 0 |
| BANK | 0 | \$ 0 |
| MISCELLANEOUS | 1 | \$ 0 |
| TOTAL ROBBERY | 2 | \$ 125 |
| BURGLARY | | |
| RESIDENCE-NIGHT | 11 | \$ 0 |
| RESIDENCE-DAY | 3 | \$ 0 |
| RESIDENCE-UNKNOWN | 8 | \$ 0 |
| NONRESIDENCE-NIGHT | 9 | \$ 0 |
| NONRESIDENCE-DAY | 0 | \$ 0 |
| NONRESIDENCE-UNKNOWN | 1 | \$ 0 |
| TOTAL BURGLARY | 32 | \$ 0 |
| LARCENY-THEFT | | |
| \$200 AND OVER | 46 | \$ 36038 |
| \$50 TO \$200 | 79 | \$ 7841 |
| UNDER \$50 | 51 | \$ 1168 |
| TOTAL LARCENY | 176 | \$ 45047 |
| MV-THEFT | 6 | \$ 22100 |
| GRAND TOTAL | 217 | \$ 67272 |
| 6X. NATURE OF LARCENIES | | |
| POCKET-PICKING | 0 | \$ 0 |
| PURSE-SNATCHING | 0 | \$ 0 |
| SHOPLIFTING | 1 | \$ 4 |
| FROM MOTOR VEHICLES | 17 | \$ 1268 |
| MV-PARTS & ACCESSORIES | 8 | \$ 414 |
| BICYCLES | 45 | \$ 3701 |
| FROM BUILDINGS | 54 | \$ 23529 |
| FROM COIN-OPERATED MACHINES | 11 | \$ 2169 |
| ALL OTHER | 40 | \$ 13962 |
| TOTAL LARCENIES | 176 | \$ 45047 |
| 7X. MOTOR VEHICLES RECOVERED | | |
| (C) TOTAL LOCALLY STOLEN MV RECOVERED | | 6 |

PROPERTY BY TYPE AND VALUE
WRANGELL POLICE DEPARTMENT
1979

| | PROPERTY STOLEN | PROPERTY RECOVERED |
|---------------------------|--------------------|-----------------------|
| CURRENCY, NOTES, ETC. | \$ 6959 | \$ 4711 |
| JEWELRY & PRECIOUS METALS | \$ 9180 | \$ 7042 |
| CLOTHING AND FURS | \$ 330 | \$ 220 |
| STOLEN MOTOR VEHICLES | \$ 22100 | \$ 22100 |
| OFFICE EQUIPMENT | \$ 450 | \$ 450 |
| TV'S, RADIOS, STEREO'S | \$ 1964 | \$ 814 |
| FIREARMS | \$ 1620 | \$ 1220 |
| HOUSEHOLD GOODS | \$ 0 | \$ 0 |
| CONSUMABLE GOODS | \$ 0 | \$ 0 |
| LIVESTOCK | \$ 0 | \$ 0 |
| MISCELLANEOUS | \$ 24669 | \$ 13449 |
| TOTAL | \$ 67272 | \$ 50006 |

AGE, SEX AND RACE OF PERSONS ARRESTED
UNDER 18 YEARS OF AGE
WRANGELL POLICE DEPARTMENT
1979

| | | | AGE | | | | | TOTAL UNDER 18 | WHITE | BLACK | INDIAN | ALL OTHERS |
|-------------------------|-----|---|--------------------|-------|-------|----|----|----------------------|-------|-------|--------|---------------|
| | | | 10 and UNDER | 11-12 | 13-14 | 15 | 16 | | | | | |
| BURGLARY | 05 | M | 0 | 0 | 0 | 1 | 0 | 1 | 2 | | | |
| | | F | 0 | 0 | 0 | 1 | 0 | 1 | 2 | 1 | 0 | 3 |
| LARCENY / THEFT | 06 | M | 0 | 0 | 0 | 0 | 3 | 3 | 6 | | | |
| | | F | 0 | 0 | 0 | 5 | 0 | 1 | 6 | 8 | 0 | 4 |
| MOTOR VEHICLE THEFT | 07 | M | 0 | 0 | 0 | 0 | 2 | 0 | 2 | | | |
| | | F | 0 | 0 | 0 | 0 | 0 | 0 | 0 | 1 | 0 | 1 |
| OTHER ASSAULTS | 08 | M | 0 | 0 | 0 | 0 | 0 | 2 | 2 | | | |
| | | F | 0 | 0 | 0 | 0 | 0 | 0 | 0 | 0 | 2 | 0 |
| STOLEN PROPERTY | 13 | M | 0 | 0 | 0 | 0 | 0 | 1 | 1 | | | |
| | | F | 0 | 0 | 0 | 1 | 0 | 0 | 1 | 1 | 0 | 1 |
| VANDALISM | 14 | M | 0 | 3 | 3 | 2 | 1 | 0 | 9 | | | |
| | | F | 0 | 0 | 0 | 0 | 0 | 0 | 0 | 7 | 0 | 2 |
| WEAPONS | 15 | M | 0 | 3 | 2 | 1 | 1 | 0 | 7 | | | |
| | | F | 0 | 0 | 0 | 0 | 0 | 0 | 0 | 7 | 0 | 0 |
| SALE - MARIJUANA | 18b | M | 0 | 0 | 0 | 1 | 0 | 1 | 2 | | | |
| | | F | 0 | 0 | 0 | 0 | 0 | 0 | 0 | 2 | 0 | 0 |
| SALE - SYNTHETIC DRUGS | 18c | M | 0 | 0 | 0 | 0 | 4 | 0 | 4 | | | |
| | | F | 0 | 0 | 0 | 0 | 0 | 0 | 0 | 4 | 0 | 0 |
| OFFENSES AGAINST FAMILY | 20 | M | 0 | 0 | 0 | 0 | 0 | 1 | 1 | | | |
| | | F | 0 | 0 | 0 | 0 | 0 | 0 | 0 | 1 | 0 | 0 |
| LIQUOR LAWS | 22 | M | 0 | 0 | 1 | 5 | 9 | 30 | 45 | | | |
| | | F | 0 | 0 | 1 | 1 | 3 | 7 | 12 | 43 | 0 | 14 |
| ALL OTHER OFFENSES | 26 | M | 0 | 1 | 1 | 2 | 3 | 7 | 14 | | | |
| | | F | 0 | 0 | 1 | 2 | 4 | 2 | 9 | 17 | 0 | 6 |
| CURFEW | 28 | M | 1 | 0 | 2 | 4 | 17 | 30 | 54 | | | |
| | | F | 1 | 0 | 0 | 5 | 11 | 10 | 27 | 44 | 0 | 37 |
| RUNAWAY | 29 | M | 0 | 0 | 0 | 0 | 0 | 0 | 0 | | | |
| | | F | 0 | 0 | 1 | 1 | 1 | 0 | 3 | 2 | 0 | 1 |
| TOTALS | | | 2 | 7 | 12 | 32 | 59 | 97 | 209 | 138 | 0 | 71 |

AGE, SEX AND RACE OF PERSONS ARRESTED
18 YEARS OF AGE AND OVER
WRANGELL POLICE DEPARTMENT
1979

| | | | AGE | | | | | | | | | | | | TOTAL | WHITE | BLACK | IND | ALL OTHERS |
|-----------------------------|-----|---|-----|----|----|----|----|----|----|-------|-------|-------|-------|-------|-------|-------|-------|-----|---------------|
| | | | 18 | 19 | 20 | 21 | 22 | 23 | 24 | 25-29 | 30-34 | 35-39 | 40-44 | 45-49 | | | | | |
| AGGRAVATED ASSAULT | 04 | M | 0 | 0 | 0 | 0 | 0 | 1 | 0 | 0 | 0 | 0 | 0 | 0 | 0 | 0 | 0 | 0 | 0 |
| | | F | 0 | 0 | 0 | 0 | 0 | 0 | 0 | 0 | 0 | 0 | 0 | 0 | 0 | 0 | 0 | 0 | 0 |
| BURGLARY | 05 | M | 1 | 0 | 4 | 1 | 0 | 0 | 0 | 0 | 0 | 0 | 0 | 0 | 0 | 0 | 0 | 0 | 0 |
| | | F | 1 | 0 | 0 | 0 | 0 | 0 | 0 | 0 | 0 | 0 | 0 | 0 | 0 | 0 | 0 | 0 | 0 |
| LARCENY / THEFT | 06 | M | 4 | 2 | 3 | 1 | 0 | 1 | 0 | 2 | 0 | 1 | 0 | 0 | 0 | 0 | 0 | 0 | 0 |
| | | F | 1 | 0 | 0 | 0 | 0 | 0 | 0 | 0 | 0 | 0 | 0 | 0 | 0 | 0 | 0 | 0 | 0 |
| OTHER ASSAULTS | 08 | M | 2 | 0 | 1 | 3 | 3 | 1 | 0 | 4 | 1 | 1 | 0 | 0 | 0 | 0 | 0 | 0 | 0 |
| | | F | 0 | 0 | 1 | 0 | 0 | 0 | 0 | 0 | 0 | 0 | 0 | 0 | 0 | 0 | 0 | 0 | 0 |
| ARSON | 09 | M | 0 | 0 | 0 | 0 | 0 | 0 | 0 | 0 | 0 | 0 | 0 | 0 | 0 | 0 | 0 | 0 | 0 |
| | | F | 0 | 0 | 0 | 0 | 0 | 0 | 0 | 0 | 0 | 0 | 0 | 0 | 0 | 0 | 0 | 0 | 0 |
| FRAUD | 11 | M | 0 | 0 | 0 | 0 | 0 | 0 | 0 | 0 | 0 | 3 | 1 | 0 | 0 | 0 | 0 | 0 | 0 |
| | | F | 0 | 0 | 0 | 0 | 0 | 0 | 0 | 0 | 0 | 0 | 0 | 0 | 0 | 0 | 0 | 0 | 0 |
| STOLEN PROPERTY | 13 | M | 2 | 0 | 0 | 0 | 0 | 0 | 0 | 0 | 0 | 0 | 0 | 0 | 0 | 0 | 0 | 0 | 0 |
| | | F | 0 | 0 | 0 | 0 | 0 | 0 | 0 | 0 | 0 | 0 | 0 | 0 | 0 | 0 | 0 | 0 | 0 |
| VANDALISM | 14 | M | 1 | 1 | 1 | 1 | 0 | 2 | 1 | 0 | 0 | 1 | 0 | 0 | 0 | 0 | 0 | 0 | 0 |
| | | F | 0 | 0 | 0 | 0 | 0 | 0 | 0 | 0 | 0 | 0 | 0 | 0 | 0 | 0 | 0 | 0 | 0 |
| WEAPONS | 15 | M | 0 | 0 | 1 | 0 | 0 | 1 | 0 | 0 | 0 | 0 | 0 | 0 | 0 | 0 | 0 | 0 | 0 |
| | | F | 0 | 0 | 0 | 0 | 0 | 0 | 0 | 0 | 0 | 0 | 0 | 0 | 0 | 0 | 0 | 0 | 0 |
| SALE - MARIJUANA | 18b | M | 1 | 0 | 0 | 1 | 0 | 1 | 0 | 0 | 0 | 0 | 0 | 0 | 0 | 0 | 0 | 0 | 0 |
| | | F | 0 | 0 | 0 | 0 | 0 | 0 | 0 | 0 | 0 | 0 | 0 | 0 | 0 | 0 | 0 | 0 | 0 |
| SALE - SYNTHETIC DRUGS | 18c | M | 0 | 0 | 0 | 1 | 0 | 0 | 0 | 0 | 0 | 0 | 0 | 0 | 0 | 0 | 0 | 0 | 0 |
| | | F | 0 | 0 | 0 | 0 | 0 | 0 | 0 | 0 | 0 | 0 | 0 | 0 | 0 | 0 | 0 | 0 | 0 |
| OFFENSES AGAINST FAMILY | 20 | M | 0 | 0 | 0 | 0 | 0 | 0 | 0 | 0 | 0 | 0 | 0 | 0 | 0 | 0 | 0 | 0 | 0 |
| | | F | 0 | 0 | 0 | 0 | 0 | 0 | 0 | 0 | 0 | 0 | 0 | 0 | 0 | 0 | 0 | 0 | 0 |
| DRIVING UNDER THE INFLUENCE | 31 | M | 0 | 0 | 0 | 0 | 0 | 0 | 0 | 0 | 0 | 0 | 0 | 0 | 0 | 0 | 0 | 0 | 0 |
| | | F | 0 | 0 | 0 | 0 | 0 | 0 | 0 | 0 | 0 | 0 | 0 | 0 | 0 | 0 | 0 | 0 | 0 |
| LIQUOR LAWS | 22 | M | 0 | 0 | 0 | 0 | 0 | 0 | 0 | 0 | 0 | 0 | 0 | 0 | 0 | 0 | 0 | 0 | 0 |
| | | F | 0 | 0 | 0 | 0 | 0 | 0 | 0 | 0 | 0 | 0 | 0 | 0 | 0 | 0 | 0 | 0 | 0 |
| DISORDERLY CONDUCT | 24 | M | 0 | 0 | 0 | 0 | 0 | 0 | 0 | 0 | 0 | 0 | 0 | 0 | 0 | 0 | 0 | 0 | 0 |
| | | F | 0 | 0 | 0 | 0 | 0 | 0 | 0 | 0 | 0 | 0 | 0 | 0 | 0 | 0 | 0 | 0 | 0 |
| ALL OTHER OFFENSES | 26 | M | 0 | 0 | 0 | 0 | 0 | 0 | 0 | 0 | 0 | 0 | 0 | 0 | 0 | 0 | 0 | 0 | 0 |
| | | F | 0 | 0 | 0 | 0 | 0 | 0 | 0 | 0 | 0 | 0 | 0 | 0 | 0 | 0 | 0 | 0 | 0 |
| TOTALS | | | 41 | 7 | 21 | 15 | 5 | 11 | 12 | 18 | 9 | 5 | 2 | 2 | 156 | 107 | 1 | 46 | 0 |

-124-

RETURN A-MONTHLY RETURN OF OFFENSES KNOWN TO THE POLICE
YEAR END TOTALS FOR ALL REPORTING JURISDICTIONS
1979

| OFFENSES | OFFENSES REPORTED | UNFOUNDED | ACTUAL OFFENSES | OFFENSES CLEARED BY ARREST OR EXCEPTIONAL MEANS | CLEARANCES INVOLVING ONLY PERSONS UNDER 18 |
|------------------------------|-------------------|-----------|-----------------|---|--|
| MURDER | 64 | 9 | 55 | 37 | 2 |
| MANSLAUGHTER BY NEGLIGENCE | 2 | 0 | 2 | 2 | 0 |
| FORCIBLE RAPE | 369 | 76 | 293 | 103 | 7 |
| ACTUAL RAPE | 272 | 56 | 216 | 74 | 3 |
| ATTEMPTED RAPE | 97 | 20 | 77 | 29 | 4 |
| ROBBERY TOTALS | 458 | 15 | 443 | 102 | 18 |
| FIREARM | 224 | 6 | 218 | 68 | 10 |
| KNIFE OR CUTTING INSTRUMENT | 32 | 0 | 32 | 7 | 0 |
| OTHER DANGEROUS WEAPON | 15 | 0 | 15 | 2 | 0 |
| STRONG-ARM | 187 | 9 | 178 | 25 | 8 |
| ASSAULT TOTALS | 3980 | 235 | 3745 | 2025 | 194 |
| FIREARM | 360 | 16 | 344 | 217 | 19 |
| KNIFE OR CUTTING INSTRUMENT | 240 | 16 | 224 | 141 | 14 |
| OTHER DANGEROUS WEAPON | 194 | 16 | 178 | 102 | 13 |
| HANDS, FISTS, FEET, ETC. | 513 | 57 | 456 | 291 | 18 |
| OTHER ASSAULTS-SIMPLE | 2673 | 130 | 2543 | 1274 | 130 |
| BURGLARY TOTALS | 5930 | 326 | 5604 | 3591 | 348 |
| FORCIBLE ENTRY | 3739 | 148 | 3591 | 246 | 114 |
| UNLAWFUL ENTRY-NO FORCE | 1755 | 137 | 1618 | 35 | 14 |
| ATTEMPTED FORCIBLE ENTRY | 436 | 41 | 395 | 3279 | 1330 |
| LARCENY-THEFT | 15541 | 538 | 15003 | 2475 | 520 |
| MOTOR VEHICLE THEFT TOTALS | 2846 | 371 | 2475 | 1214 | 95 |
| AUTOS | 1460 | 246 | 1214 | 548 | 28 |
| TRUCKS AND BUSES | 631 | 83 | 548 | 713 | 59 |
| OTHER VEHICLES | 755 | 42 | 713 | 214 | 28 |
| GRAND TOTAL | 29190 | 1570 | 27620 | 6898 | 2081 |
| OFFICERS KILLED OR ASSAULTED | | | | | |
| KILLED-FELONY | 2 | | | | |
| KILLED-ACCIDENT | 0 | | | | |
| ASSAULTED | 218 | | | | |

PROPERTY STOLEN BY CLASSIFICATION
YEAR END TOTALS FOR ALL REPORTING JURISDICTIONS
1979

| | ACTUAL OFFENSES | PROPERTY STOLEN |
|----------------------------|-----------------|-----------------|
| MURDER | 55 | \$ 26 |
| FORCIBLE RAPE | 293 | \$ 27249 |
| ROBBERY | | |
| HIGHWAY (STREETS & ALLEYS) | 63 | \$ 32679 |
| COMMERCIAL HOUSE | 63 | \$ 28941 |
| GAS OR SERVICE STATION | 20 | \$ 6188 |
| CHAIN STORE | 88 | \$ 20181 |
| RESIDENCE | 42 | \$ 31560 |
| BANK | 15 | \$ 156550 |
| MISCELLANEOUS | 152 | \$ 103358 |
| TOTAL ROBBERY | 443 | \$ 379457 |
| BURGLARY | | |
| RESIDENCE-NIGHT | 910 | \$ 369803 |
| RESIDENCE-DAY | 1142 | \$ 777330 |
| RESIDENCE-UNKNOWN | 1439 | \$ 1220332 |
| NONRESIDENCE-NIGHT | 1131 | \$ 669387 |
| NONRESIDENCE-DAY | 113 | \$ 30862 |
| NONRESIDENCE-UNKNOWN | 869 | \$ 676340 |
| TOTAL BURGLARY | 5604 | \$ 3744054 |
| LARCENY-THEFT | | |
| \$200 AND OVER | 4226 | \$ 4517922 |
| \$50 TO \$200 | 4634 | \$ 469055 |
| UNDER \$50 | 6143 | \$ 90320 |
| TOTAL LARCENY | 15003 | \$ 5077297 |
| MV-THEFT | 2475 | \$ 5495304 |
| GRAND TOTAL | 23873 | \$ 14723387 |

6X. NATURE OF LARCENIES

| | | |
|-----------------------------|-------|------------|
| POCKET-PICKING | 101 | \$ 23978 |
| PURSE-SNATCHING | 102 | \$ 13499 |
| SHOPLIFTING | 2480 | \$ 95643 |
| FROM MOTOR VEHICLES | 2871 | \$ 891715 |
| MV-PARTS & ACCESSORIES | 1316 | \$ 230282 |
| BICYCLES | 1884 | \$ 159537 |
| FROM BUILDINGS | 3242 | \$ 1455129 |
| FROM COIN-OPERATED MACHINES | 86 | \$ 5164 |
| ALL OTHER | 2921 | \$ 2202350 |
| TOTAL LARCENIES | 15003 | \$ 5077297 |

*X. MOTOR VEHICLES RECOVERED

(C) TOTAL LOCALLY STOLEN MV RECOVERED 1979

PROPERTY BY TYPE AND VALUE
YEAR END TOTALS FOR ALL REPORTING JURISDICTIONS
1979

| | PROPERTY STOLEN | PROPERTY RECOVERED |
|---------------------------|-----------------|--------------------|
| CURRENCY, NOTES, ETC. | \$ 1313070 | \$ 277761 |
| JEWELRY & PRECIOUS METALS | \$ 1405880 | \$ 156789 |
| CLOTHING AND FURS | \$ 255584 | \$ 27310 |
| STOLEN MOTOR VEHICLES | \$ | |

END