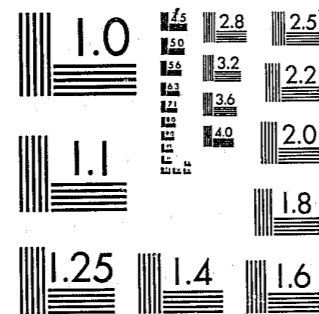


National Criminal Justice Reference Service



This microfiche was produced from documents received for inclusion in the NCJRS data base. Since NCJRS cannot exercise control over the physical condition of the documents submitted, the individual frame quality will vary. The resolution chart on this frame may be used to evaluate the document quality.



MICROCOPY RESOLUTION TEST CHART
NATIONAL BUREAU OF STANDARDS-1963-A

Microfilming procedures used to create this fiche comply with the standards set forth in 41CFR 101-11.504.

Points of view or opinions stated in this document are those of the author(s) and do not represent the official position or policies of the U. S. Department of Justice.

National Institute of Justice
United States Department of Justice
Washington, D. C. 20531

DATE FILMED

2-11-82

CR Sent
7-9-82

1980

Dallas Police Department

U.S. Department of Justice 79844
National Institute of Justice

This document has been reproduced exactly as received from the person or organization originating it. Points of view or opinions stated in this document are those of the authors and do not necessarily represent the official position or policies of the National Institute of Justice.

Permission to reproduce this copyrighted material has been granted by

Bob Shaw, Supervisor
Dallas Police Department

to the National Criminal Justice Reference Service (NCJRS).

Further reproduction outside of the NCJRS system requires permission of the copyright owner.

79844

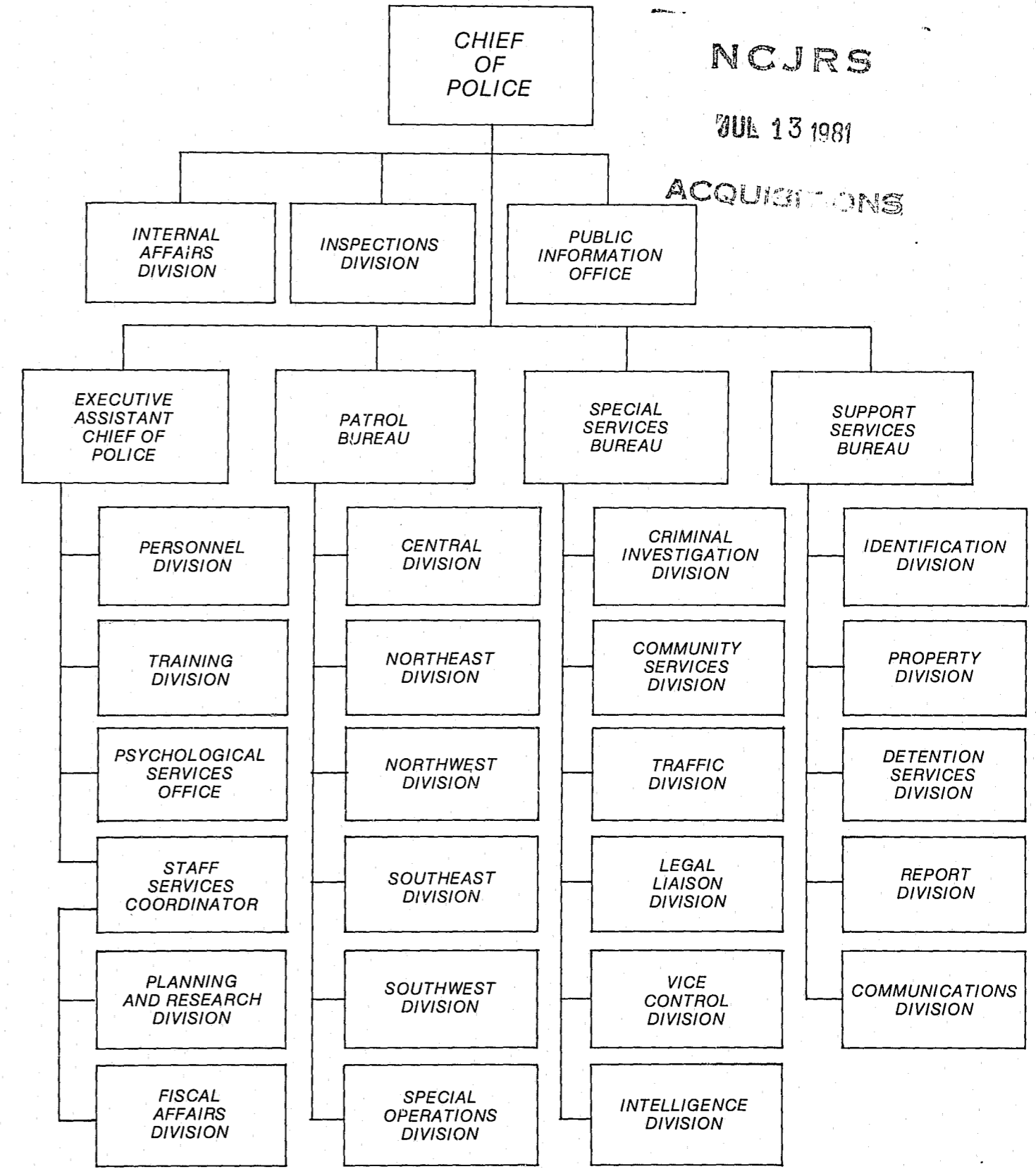
STATISTICAL SUMMARY

Dallas Police Department

NCJRS

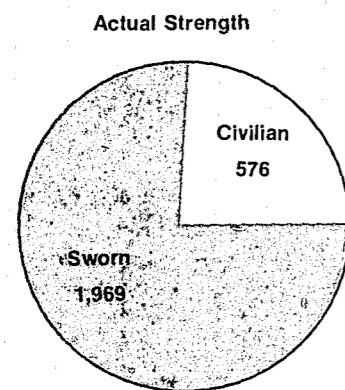
JUL 13 1981

ACQUISITIONS



RESOURCES

Personnel

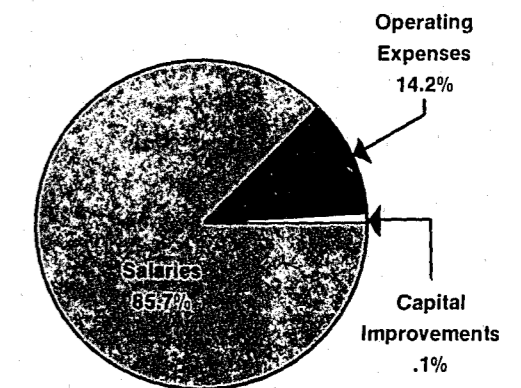


Sworn Personnel Changes	
Total applicants	1,058
Background investigations	306
Officers employed	128
Officers terminated	
Pension	64
Resigned	102
Released	12
Death	1
Total	179
Increase or decrease in sworn strength	-51

Personnel Distribution																		
	Chief	Assistant Chief	Deputy Chief	Captain	Lieutenant	Sergeant	Sergeant (Motorcycle)	Detective	Investigator	Jailer	Dog Handler	Police Officer	Police Officer (Pilot)	Police Officer (Motorcycle)	Recruit	Civilian	Total	Percentage
Administration	1	4	1	5	10	23		24				18			24	68	178	6.99
Patrol			6	6	22	142		108		9		899	12			38	1242	48.80
Special Services			2	10	21	73	13	206				127		30		99	581	22.83
Support Services				5	13	40	3	34	3			75				371	544	21.38
Total	1	4	9	26	66	278	16	372	3	9	1119	12	30	24	576	2545	93.12	
Authorized	1	4	10	27	71	279	16	390	3	9	1231	17	30		645	2733	100.00	

Budget Appropriations 1979-1980

Unit	Total Budget	Per cent of Budget
Administration	\$978,107	1.3
Internal Affairs Division	\$372,510	.5
Inspections Division	\$253,861	.3
Training Division	\$1,850,527	2.4
Personnel Division	\$886,481	1.1
Fiscal Affairs Division	\$218,592	.3
Planning & Research Division	\$403,228	.5
Patrol Bureau		
Central Division	\$7,592,033	9.8
Northeast Division	\$7,356,426	9.5
Southeast Division	\$7,825,183	10.1
Southwest Division	\$7,540,812	9.8
Northwest Division	\$6,768,577	8.8
Special Operations Division	\$3,293,672	4.3
Helicopter Division	\$762,066	1
Special Services Bureau		
Criminal Investigation Division	\$6,719,870	8.7
Traffic Division	\$6,754,355	8.8
Legal Liaison Division	\$624,674	.8
Vice Control Division	\$1,717,347	2.2
Intelligence Division	\$988,934	1.3
Community Services Division	\$871,538	1.1
Support Services Bureau		
Communications Division	\$4,260,214	5.5
Report Division	\$1,910,454	2.5
Identification Division	\$1,794,707	2.3
Property Division	\$2,521,015	3.3
Detention Services Division	\$2,739,946	3.5
Miscellaneous	\$245,000	.3
Total	\$77,250,129	100.0



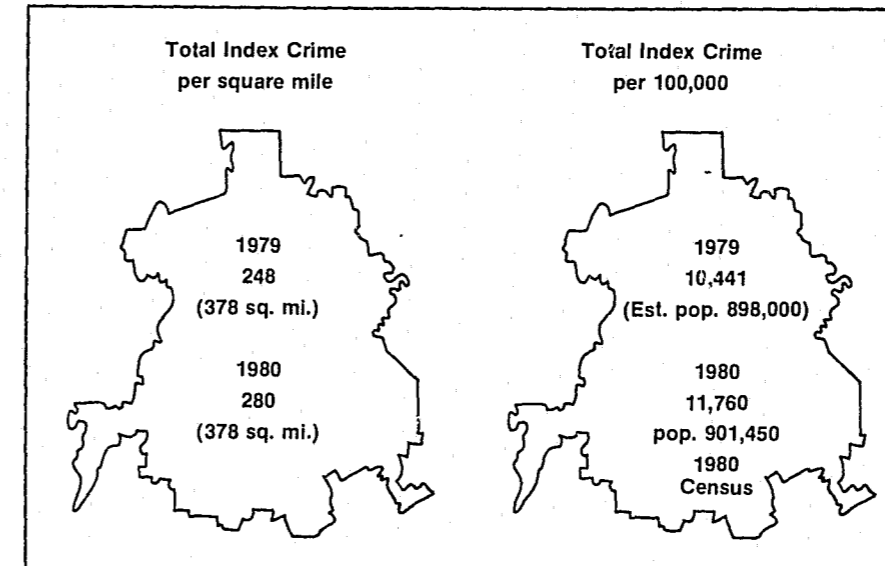
Salaries	\$66,191,322
Operating expenses	\$10,974,582
Capital Improvements	\$84,225
Total	\$77,250,129

Supplemental Grant Funding	
External funds	\$495,505

CRIMES AND

ARRESTS

Category	Index Crime			Clearances			
	Offenses		Per Cent Change	1979		1980	
	1979	1980		Total	Per Cent	Total	Per Cent
Murder	308	322	+ 4.54	235	76.30	230	71.43
Rape	983	1,121	+14.04	498	50.66	502	44.78
Robbery	4,456	4,983	+11.83	1,411	31.67	1,405	28.20
Agg. Assault	5,707	6,258	+9.65	4,192	73.45	4,457	71.22
Burglary	26,442	30,133	+13.96	6,123	23.16	7,638	25.35
Larceny	48,019	55,372	+15.31	13,249	27.59	14,682	26.52
Auto Theft	7,847	7,824	- 0.29	1,455	18.54	1,446	18.48
TOTAL	93,762	106,013	+ 13.6	27,163	28.97	30,360	28.64



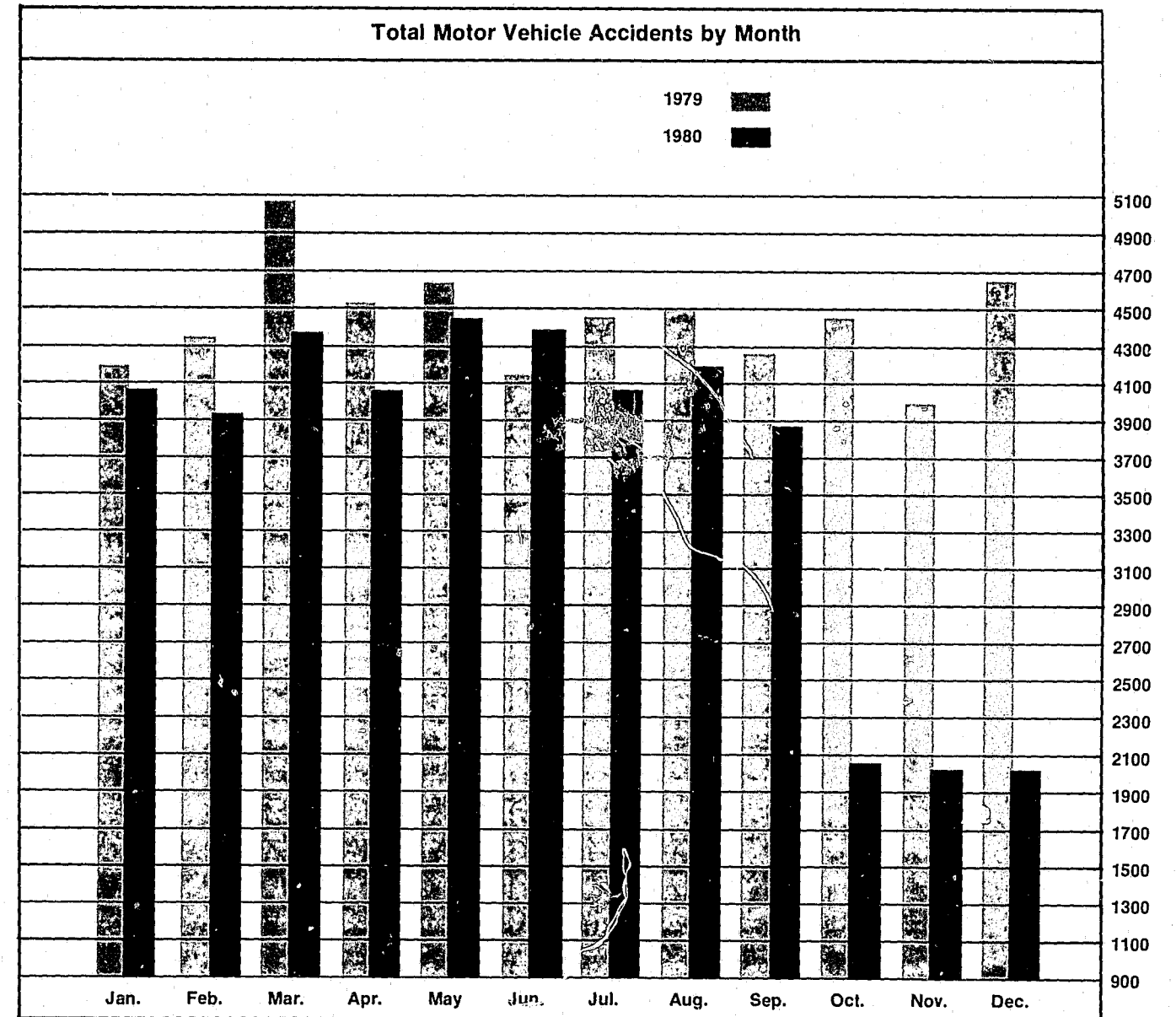
PART 1 ARRESTS

Offense	Total 1979	Total 1980	Per Cent Change	1980													RACE	
				Sex	AGE					Total	White	Black						
					17 and under	18-24	25-29	30-34	35-39				40-44	45-49	50-54	55-59	60-64	65 and over
Murder	218	218	0	Male	23	64	24	19	8	13	6	7	5	1	4	174	105	113
				Female	2	16	7	8	2	3	2	1	0	3	0	44		
Rape	274	267	+2.62	Male	44	119	61	23	6	12	4	4	0	1	0	274	97	177
				Female														
Robbery	1,035	1,079	-4.08	Male	173	439	143	75	35	7	13	2	1	1	1	890	337	698
				Female	22	71	31	13	8	0	0	0	0	0	0	145		
Aggravated Assault	1,601	1,635	-2.08	Male	178	454	221	174	111	90	47	35	28	13	15	1,366	743	858
				Female	36	76	38	31	15	7	12	9	5	2	4	235		
Burglary	2,707	2,648	+2.23	Male	1,129	891	267	125	52	34	23	11	3	2	2	2,539	1,129	1,578
				Female	57	63	23	11	7	3	3	1	0	0	0	168		
Larceny	9,641	9,464	+1.87	Male	2,084	2,331	834	587	289	213	132	98	68	49	38	6,723	4,807	4,834
				Female	757	975	444	257	154	77	73	66	52	23	40	2,918		
Auto Theft	717	851	-15.75	Male	191	233	101	54	28	13	8	8	2	1	0	639	296	421
				Female	19	24	19	11	2	2	0	2	0	0	0	78		
TOTAL	16,193	16,160	+ 0.20	Male	3,822	4,531	1,651	1,057	529	382	233	165	107	68	60	12,605	7,514	8,679
				Female	893	1,225	562	331	188	92	90	78	57	28	44	3,588		

JAIL ARRESTS BY DIVISION

ANNUAL 1980	Patrol Bureau		Special Services Bureau					Vice Control Division	Intelligence Division	Others	Total
	Patrol Division	Special Operations Division	Traffic Division	Criminal Investigation Division							
				Crimes Against Persons Section	Crimes Against Property Section	General Assignment Section	Youth Section				
Murder and Non-negligent Manslaughter	130	2	1	80		1	3			4	221
Manslaughter by Negligence	12		10							1	23
Forcible Rape	224	5		26		4	10		1	4	274
Robbery	824	49	17	92	3	4	17	8		21	1,035
Aggravated Assault	1,413	53	26	47		6	25	3		28	1,601
Burglary — Breaking or Entering	2,458	61	14	7		9	51	14	3	90	2,707
Larceny (Except Auto Theft)	8,673	204	112	39	40	42	144	46	8	333	9,641
Auto Theft	571	37	22	3	28	28	2	3	2	21	717
Other Assaults	1,436	55	31	26		1	56	3		48	1,656
Arson	49	1					3			3	56
Forgery and Counterfeiting	344	11	3	2	1	14	1	1	1	2	380
Fraud	305	2	5	1	2	7	3	9	1	8	343
Vandalism	1,190	33	25	5		5	17			68	1,343
Weapons: Carrying, Possessing, etc.	2,062	152	119	5	3	3	19	32	2	101	2,498
Prostitution and Commercialized Vice	105	13	1			7	8	1013	3	7	1,157
Sex Offenses (Except Forcible Rape and Prostitution)	287	9	2	9		2	25	155		146	635
Narcotic Drug Laws	5,267	408	245	18	7	21	204	379	19	251	6,819
Opium or Cocaine and Their Derivatives (Morphine, Heroin, Codeine)	346	28	9	2	1	2	3	86	10	15	502
Marijuana	3,684	312	179	12	5	14	179	146	6	187	4,724
Synthetic Narcotics - Manufactured Narcotics Which Can Cause True Drug Addiction (Demerol, Methadones)	6									1	7
Other Dangerous Non-Narcotic Drugs (Barbiturates, Benzadrine)	1,231	68	57	4	1	5	22	147	3	48	1,586
Gambling	178		1			1		21	31	7	239
Offenses Against Family and Children	549	6	14	4		11	41	1	1	49	676
Driving Under The Influence	5,920	369	3,993	36	1	5	4	2	1	179	10,510
Liquor Laws	250	4	2				2	22		19	299
Drunkenness	13,500	645	631	25	2	22	51	29	2	1013	15,920
Disorderly Conduct	2,986	138	89	9	2	12	115	125		299	3,775
Vagrancy	1						3	1			5
All Other Offenses (Except Traffic)	13,127	952	1175	45	16	45	111	187	5	1,940	17,603
Curfew and Loitering Law Violations	3		1				15			1	20
Runaways	416	13	6	1		4	70	2		3	545
Out-of-City Warrants	3,889	188	405	139	27	784	80	82	5	336	5,935
TOTAL	66,169	3,410	6,950	619	132	1,038	1,080	2,138	85	5,012	86,633

TRAFFIC



* Motor vehicle accidents totaled 43,606** in 1980, a decrease of 18.26 percent from the 53,350 accidents recorded in 1979. The major causes of accidents in 1980 were Unsafe Speed and Failure to Yield Right of Way.

* Fatal accidents numbered 197 in 1980, compared to 196 in 1979, an increase of 0.5 percent. The number of fatalities increased 3.86 percent with 215 being recorded in 1980, compared to 207 in 1979.

* The 9,360 injury accidents that occurred in 1980 represented a decrease of 7.37 percent over the 10,105 accidents that happened in 1979. In the 1980 accidents, 14,330 persons were injured compared to 15,241 the previous year — a decrease of 5.97 percent.

* Based on the census population of 901,450, there were 48.35 accidents per 1,000 population in 1980. This figure compared to 59.40 accidents per 1,000 population in 1979 based on an estimated population of 898,000.

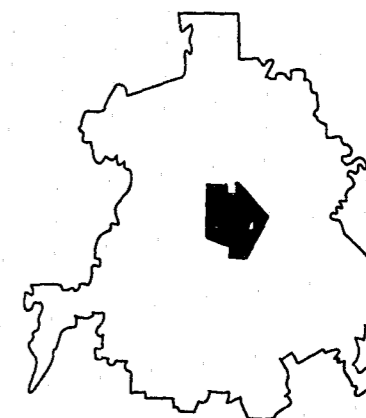
**An overall decrease in property damage and injury accidents had been noted through the first nine months of 1980. On October 1, 1980, the Department began a new accident investigation procedure. This procedure discontinued the practice of officers routinely investigating property damage accidents unless the accident involves fixed objects or parked vehicles, some criminal violation, or results in non-driveable vehicles.

Moving Citations		
Violations	TOTAL	
	1979	1980
Speeding	125,846	116,771
Minimum speed limit violation	505	1,127
Operator's license restrictions	2,190	2,161
Failure to obey officer	188	307
No operator's license	25,985	37,741
Ran stop sign	6,462	7,435
Ran flashing red light	239	542
Other violations against signs	6,833	7,053
Racing	154	518
Failure to yield to vehicle	1,041	1,245
Improper passing	537	635
Improper backing	363	508
Improper turn	14,854	14,516
Driving on wrong side of street	1,104	1,468
Wrong way on one-way street	2,023	2,933
Following too close	125	173
Defective lights	6,987	9,979
Leaving scene of accident	751	489
Inspection sticker violation	11,816	24,684
Jaywalking	1,174	1,912
Walked against red light	747	928
Motorcycle helmet law violation	484	368
Anti-Noise violation	1,677	1,360
Overloading	40	35
Blocking traffic	44	46
Failure to dim lights	540	633
Spillage, litter violation	593	200
Truck route violation	3	9
Allowing unlicensed person to drive	605	714
License plate registration violation	4,177	21,955
Ran red light	19,906	17,529
Defective brakes	75	47
Other violations (reckless driving, improper lane changing, etc.)	7,397	9,749
TOTAL	245,375	285,770

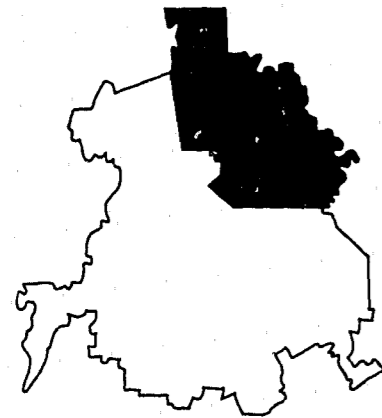
BEAT CRIMES

Actual Offenses									
Beat	Index							Total	Nonindex
	Murder	Rape	Robbery	Aggravated Assault	Burglary	Larceny	Auto Theft		
111	2	4	41	54	131	294	48	574	318
112	0	3	46	48	87	339	69	592	650
113	4	3	52	91	170	242	53	615	341
114	2	7	39	68	136	173	28	453	346
115	0	4	30	33	80	203	23	373	226
116	2	9	25	31	131	199	20	417	331
117	5	9	31	47	159	234	21	506	310
118	4	9	34	39	104	324	70	584	394
121	0	11	29	16	188	261	40	545	360
122	0	13	51	22	171	331	38	626	338
123	0	19	69	38	141	269	57	593	407
124	1	7	79	48	121	330	38	624	283
125	1	9	45	14	110	332	32	543	346
126	2	12	94	51	119	211	32	521	281
127	5	5	53	34	142	312	52	603	344
128	0	5	44	28	136	723	91	1,027	376
130	0	1	1	0	2	6	0	10	6
131	0	5	40	29	58	353	57	542	367
132	1	7	64	31	79	773	55	1,010	481
133	0	8	65	31	68	707	61	940	466
134	1	0	20	37	46	155	37	296	274
135	0	2	28	25	104	296	31	486	220
136	1	8	47	46	113	176	37	428	252
137	3	5	25	76	151	172	31	463	257
138	3	8	32	51	134	215	45	488	228
141	0	5	21	8	119	219	26	398	291
142	3	9	48	47	161	352	68	688	417
143	0	4	38	32	124	451	57	706	384
144	7	6	43	44	174	274	70	618	435
145	1	7	22	43	171	348	75	667	325
146	2	4	54	73	141	152	42	468	301
147	4	5	50	49	82	135	25	350	253
148	2	4	46	39	131	349	46	617	301
TOTAL	56	217	1,406	1,323	3,984	9,912	1,475	18,373	10,909

1980
Central

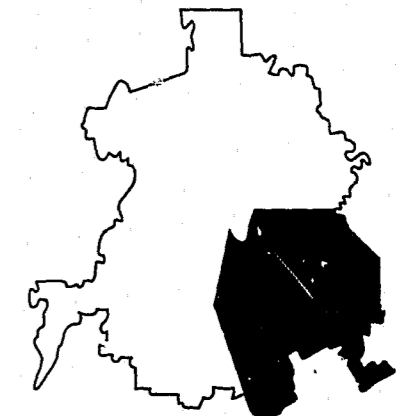


1980 Northeast



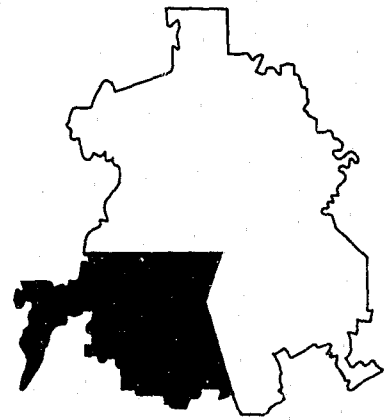
Beat	Actual Offenses								Nonindex
	Murder	Rape	Robbery	Aggravated Assault	Burglary	Larceny	Auto Theft	Total	
211	0	6	21	14	165	282	18	506	325
212	2	10	42	50	208	787	53	1,198	726
213	1	9	36	44	202	693	105	1,090	734
214	1	3	14	16	150	216	35	435	318
215	0	3	21	22	154	324	24	548	464
216	2	13	45	67	327	565	129	1,148	728
221	1	9	25	30	240	462	70	837	473
222	0	4	19	21	294	358	38	734	447
223	1	3	29	29	207	452	66	787	417
224	0	4	15	14	134	267	35	469	452
225	1	2	16	19	191	378	53	660	408
226	3	6	17	22	197	267	38	550	468
231	1	2	2	4	223	248	12	492	171
232	0	0	3	10	243	273	8	537	342
233	0	1	8	7	251	417	32	716	447
234	1	12	27	19	219	650	118	1,046	559
235	0	3	4	9	153	377	25	571	317
236	1	3	13	11	156	254	22	460	314
237	1	12	37	26	322	575	97	1,070	515
241	1	7	29	29	180	546	86	878	515
242	1	13	20	21	291	443	55	844	499
243	0	2	19	7	136	274	38	476	232
244	4	1	28	19	144	557	40	793	475
245	0	7	28	16	259	464	62	836	521
246	0	5	20	14	203	418	57	717	400
247	0	2	9	10	150	237	29	437	259
251	1	8	31	20	361	475	96	992	551
252	0	4	8	22	292	365	73	764	400
253	0	3	18	16	199	449	29	714	371
254	0	2	11	13	176	393	37	632	431
255	1	1	10	12	135	439	56	654	341
256	1	3	26	17	227	484	44	802	453
TOTAL	25	163	651	650	6,789	13,389	1,726	23,393	14,073

1980 Southeast



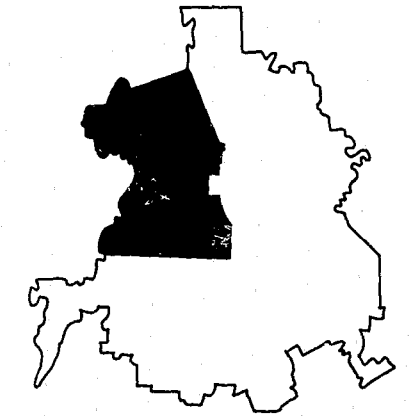
Beat	ACTUAL OFFENSES								Nonindex
	Murder	Rape	Robbery	Aggravated Assault	Burglary	Larceny	Auto Theft	Total	
311	5	21	96	123	192	403	67	907	425
312	5	7	54	84	194	353	62	759	361
313	8	11	43	93	306	307	50	818	400
314	6	8	42	106	192	193	31	578	355
315	7	11	82	145	292	286	44	867	435
321	1	2	14	24	204	294	50	589	400
322	3	5	26	29	179	505	33	780	465
323	1	2	26	21	170	365	45	630	449
324	1	5	20	31	218	605	68	948	478
325	0	8	16	44	166	348	33	615	350
326	7	5	21	31	159	294	32	549	447
332	3	11	21	38	276	187	66	602	290
333	1	17	34	57	291	263	40	703	338
334	0	8	19	24	164	143	23	381	209
335	2	19	26	49	168	227	34	525	291
336	1	16	27	34	264	274	53	669	364
341	10	11	64	123	189	273	45	715	285
342	6	29	76	131	280	204	53	779	476
343	11	16	42	110	234	247	27	687	447
344	6	9	56	87	287	302	46	793	372
345	5	19	54	143	248	262	30	761	391
352	3	4	18	38	176	340	70	649	344
353	2	5	11	46	146	328	43	581	366
354	0	4	13	35	116	217	38	423	329
355	0	0	3	15	78	127	23	246	166
356	0	2	25	45	117	289	36	514	288
357	3	3	16	28	124	152	22	348	284
358	2	1	11	33	122	152	39	360	248
361	4	4	37	48	245	281	42	661	253
362	1	11	22	32	140	182	35	423	218
363	1	5	31	29	207	369	37	679	298
364	2	5	19	40	243	191	27	527	259
365	2	5	11	35	265	138	25	481	260
366	1	6	27	5	304	243	51	678	292
TOTAL	110	295	1,103	1,999	6,960	9,348	1,421	21,236	11,642

1980 Southwest



ACTUAL OFFENSES									
Beat	Index								Nonindex
	Murder	Rape	Robbery	Aggravated Assault	Burglary	Larceny	Auto Theft	Total	
411	4	9	17	42	208	189	24	493	287
412	1	5	26	25	165	255	28	505	309
413	3	10	23	34	165	131	29	395	247
414	1	6	24	30	169	175	23	428	215
415	1	6	14	32	263	223	33	572	355
416	0	5	17	32	260	206	19	539	284
421	2	4	16	31	208	139	27	427	219
422	0	6	29	33	245	225	19	557	262
423	3	10	9	16	115	93	19	265	159
424	1	6	20	28	196	232	42	525	260
425	0	4	18	16	145	303	24	510	377
426	1	6	15	28	153	259	49	511	269
431	2	3	8	34	114	161	50	372	315
432	3	6	46	24	162	394	45	680	384
433	0	4	24	33	157	202	48	468	473
434	0	6	23	18	146	285	24	502	366
435	2	4	13	35	113	176	31	374	326
436	0	5	9	19	78	135	21	267	308
441	1	3	19	27	156	306	25	537	320
442	0	8	40	33	112	137	33	363	242
443	1	6	50	38	136	251	43	525	243
444	0	11	39	52	181	247	77	607	314
445	3	1	21	22	108	242	45	442	314
446	1	2	29	25	105	276	30	468	398
451	1	6	34	23	130	469	23	686	378
452	0	3	13	18	101	243	36	414	328
453	1	1	17	36	145	173	15	388	362
454	0	3	26	9	124	253	52	467	287
455	0	2	21	23	111	544	41	742	322
456	1	5	14	14	219	356	39	648	328
461	0	2	5	16	106	286	43	452	225
462	0	8	11	29	102	304	23	477	470
463	0	7	30	27	156	333	30	583	369
464	5	6	9	9	143	232	24	428	254
465	0	5	11	11	159	246	30	462	282
466	0	3	30	12	80	523	61	709	305
TOTAL	38	188	770	934	5,438	9,208	1,225	17,801	11,159

1980 Northwest



ACTUAL OFFENSES									
Beat	Index								Nonindex
	Murder	Rape	Robbery	Aggravated Assault	Burglary	Larceny	Auto Theft	Total	
512	8	4	15	64	114	196	67	468	325
513	3	14	26	59	253	154	32	541	314
514	4	19	65	90	295	452	37	962	461
515	4	19	26	71	131	173	19	443	255
516	2	12	36	44	168	141	12	418	187
517	4	7	33	34	218	261	69	626	333
518	7	16	38	69	184	195	42	551	361
521	4	14	47	48	179	259	51	602	475
522	2	10	71	49	251	519	77	979	440
523	0	10	35	17	184	503	93	842	333
524	2	14	43	29	192	338	62	680	455
525	0	4	44	24	217	369	35	693	459
529	1	1	11	8	36	231	109	397	218
532	0	3	14	19	126	194	17	373	273
533	2	2	10	14	179	258	18	483	488
534	0	9	16	22	281	370	49	747	495
535	0	5	13	21	184	493	82	798	462
536	1	3	8	22	208	322	51	615	506
541	3	1	42	43	132	451	76	748	365
542	1	8	18	33	161	791	73	1,085	467
543	4	3	26	41	237	701	91	1,103	593
544	2	6	19	7	200	682	80	996	206
545	2	1	15	25	123	550	61	777	379
551	2	13	30	48	160	434	98	785	565
552	2	10	30	39	220	397	77	774	520
553	1	4	34	48	194	500	101	882	411
554	4	10	38	60	111	486	85	794	462
555	1	4	14	23	116	281	66	505	310
TOTAL	66	226	817	1,070	5,057	10,705	1,731	19,672	11,121

Community Services

Crime Prevention Section	
Operation Identification	
Total registration- (since inception of program)	150,666
Dallas (since inception)	86,977
Region (since inception-not including Dallas)	63,689
1980 Entries-	
Dallas	6,142
Region (not including Dallas)	1,264
Total registrations	7,406
Total number speeches	374
Businesses:	
Contacted	2,762
Inspected	617
Residences:	
Contacted	1,560
Inspected	177
Service Center Section	
Total number visitors	46,134
Explorer program	76
Police Athletic Program	1,500
Social Services Section	
Total Number Clients Assisted	3,124

Vice Control

Offenses	Arrests	Cases Filed
Prostitution	1,064	1,064
Compelling Prostitution	8	8
Promotion of Prostitution	22	22
Aggravated Promotion of Prostitution	39	39
Public Lewdness	405	386
Pornography	235	232
SUB TOTAL	1,773	1,751
Other		
Search Warrants Executed - 105		
License Applications Processed - 4,058		
Gambling - (Class C) -	25	
Violation state liquor laws	138	144
SUB TOTAL		
Controlled Substances and Dangerous Drugs	477	3,634
Heroin	5	1
Cocaine	53	41
Other Narcotics	18	18
Marijuana and Hashish	5,449	2,925
LSD	1	1
Methamphetamine	5	1
Other Hallucinogens	1	1
Depressants	587	445
Stimulants	20	12
Other	1,106	408
TOTAL	7,244	3,852
Forced Entry Search Warrants Executed - 202		

Legal

Criminal Cases Reviewed	24,364	Protective Orders Processed	43
Legal Consultation	24,480	City Council Resolutions Prepared	10
Man Hours Training	9,436	Civil Suit Information Requests Processed	22
Contracts Prepared	4	Subpoenas Processed	30,855
Criminal Court Appearances	24	Crime Victim Compensation Applications Processed	101
Expungements Processed		Claims Processed	326
Adult/Juvenile	93	Property Releases Processed	99
Hearings —		County Cash Bond Refunds Processed	1,116
Obscenity, Beer and Wine,		Arrest Reports Reviewed	37,253
Pawn Shop, Texas Youth Council,		Arraignment Forms Prepared	39,422
License Appeal	246	Persons Magistrated	29,153
Letters of Agreement Prepared	10	Arrest Report Training Notices	100
Ordinances Prepared	12		
Open Record Requests Processed	24		
Forfeiture and Destruction Court Orders Processed	12		

Training

POLICE RECRUITS	
Dallas Officers (Full Course)	87
Dallas Officers (Accelerated Course)	9
Other Agencies (Full Course)	6
Total Personnel Attending	102
Total Hours of Training	60,810
POLICE RESERVES	
Dallas Officers (Full Course)	20
Total Personnel Attending	20
Total Hours of Training	3,340
FIREARMS	
Dallas Officers	
Number of Courses	12
Total Personnel Attending	4,715
Total Hours of Training	25,469
Other Agencies	
Number of Courses	12
Total Personnel Attending	732
Total Hours of Training	4,248
COLLEGE EDUCATION	
Number Drawing Incentive Pay	1,363
Total Semester Hours	160,041
Number of Degree Holders	892
Average Education Achievement Level (Semester Hours)	81

Identification

PHYSICAL EVIDENCE SECTION	
Field Investigations	
Crimes Against Persons	3,225
General Assignments	1,047
Other Divisions	72
Total	4,344
Evidence Analysis	
Specimens Submitted to Lab	1,398
Photography	
Rolls of Films Processed	5,139
Photographs Printed	172,674
Polaroid Photos Taken	4,710
Polygraph	
Polygraph Tests Administered	1,182
Dallas Cases	1,092
Other Agencies	90
Criminal Cases	442
Personnel Cases	650
Internal Affairs Cases	90
FINGERPRINT SECTION	
Fingerprints	
New Mugs	17,532
Retakes	5,548
Miscellaneous Prints	4,120
Palms	3,325
Juvenile Prints	933
Total	31,458
Classifications & Identifications	
Names Checked	23,080
Prints Classed and Searched	19,100
Identifications by Fingerprints	1,376
CRIMINAL DOCUMENT SECTION	
File Entries Made	154,242
Documents Microfilmed	1,039,136
Arrest Reports Processed	85,958
Transcripts Made	37,436
Names Checked	153,985
Fingerprint Cards Sent to Other Agencies	35,860
Clearance Letters Issued	1,621
Correspondence Answered	3,248

Property

Property Control Unit		
Invoices typed		20,774
Invoices released		5,916
Invoices sold at public auction		6,810
Invoices disposed of (other than by sale)		3,246
Unclaimed money to General Fund		\$16,040.68
Monies from public auction		\$66,767.71
Drug/Evidence		
Invoices written		9,070
Disposals		5,988
Quartermaster Unit		
Invoices written		6,497
Officers served at counter		7,645
Cost of new uniforms		\$324,136.00
General Fund receipts		\$2,865.00
Property Recovery Unit		
Items entered into APRIS system		226,574
Items identified as stolen/lost		867
Value of items identified as stolen/lost		\$283,131.00
Automobile Pound Unit		
Vehicles impounded		51,110
Vehicles delivered		3,116
Vehicles auctioned		4,527
Vehicles released		46,817
Bicycles impounded		382
Bicycles auctioned		614
Contractor calls		46,112
Cash receipts issued		41,975
Cash collected at Pound		\$1,792,323.00
Cash collected for auctioned cars		\$765,507.00
Cash collected for auctioned bicycles		\$21,481.00
Paid to contractors		\$1,519,242.00
Property invoices written		2,072
Property Loss and Recovery by Offense		
OFFENSE	STOLEN	RECOVERED
Burglary	\$40,623,660	\$3,406,627
Robbery	\$4,686,336	\$952,096
Larceny	\$21,208,118	\$3,741,310
Auto Theft	\$32,022,222	\$20,835,657

Accidents

	1979	1980
Total number accidents	437	414
Total miles driven	17,038,819	17,440,337
Accidents per million miles	21.95	21.33
Total number injuries	321	331

Communications

Radio Calls for Police Service

Signal	Definition	Total	Signal	Definition	Total
6	Disturbance	123,544	24	Abandoned property	6,596
7	Traffic accident	53,978	25	Criminal assault	1,345
7x	Traffic accident (Injury)	9,834	26	Missing person	5,641
8	Intoxicated person	2,376	27	Dead person	883
9	Theft	42,183	29	Open building	1,507
11	Burglary	44,648	30	Prisoner	3,044
12	Burglar alarm	54,900	31	Malicious mischief	11,561
13	Prowler	8,188	32	Suspicious person	18,768
14	Knifing	1,900	33	Poisoning	7
15	Assist officer	124	34	Suicide	1,973
16	Injured person	5,692	35	Emergency	
				Blood transfer	363
17	Gang fight	203	36	Abandoned child	867
18	Fire alarm	6,011	37	Street blockage	5,971
19	Shooting	1,816	38	Meet complainant	17,990
20	Robbery	3,726	39	Racing - Speeding	4,387
21	Hold-up alarm	1,916	40	Other violations	48,050
22	Animal complaint	153	41	Felony in progress	10,047
23	Parking violations	11,578	Walk-Ins	50,373	

Total Number of Telephone Calls Received 1,233,188

POLICE EXPEDITER UNIT

Offenses reported by citizens:		Total Year Activity	
Month	Total	Offenses Reported	31,228
Jan. - Aug. 1980	12,990	Actual 8 Hour Man-Days	
*Sept. - Dec. 1980	18,238	Returned to Patrol	
		Bureau Less Days	
Percent Increase For Pilot Program	40.40%	Expended to Provide Service	922.8
*Pilot Program Began		Percent Increase Over 1979 Activity	55.81%

Report

Service numbers used:	603,561
Total miscellaneous incident reports: (including "N" codes)	393,304
Total number of offenses made:	168,270
Number of offenses made by Direct Entry Field Reporting:	156,719
Number of supplements received, processed, and filed:	352,778
Number of accident reports made:	41,986
Money received from the sale of accident and offense reports:	\$190,307.00
Number of photo copies made in the year:	3,130,899
Number of entries made by NCIC, Report Division:	26,790
Number of teletype messages sent and received:	59,505
Official visitors to the Report Division	52

Internal Affairs

Personnel Complaints	
Total Formal Complaints	239
Total investigations completed	236
Disposition:	
Unfounded	52
Exonerated	31
Not sustained	22
Sustained:	131
Internal complaints	118
External complaints	121
Total	239
Disciplinary Action:	
Oral reprimand	3
Written reprimand	50
Suspensions:	
Temporary	55
Dismissals	13
Total	68
Demotion	2
Resignations	11
Police-related shooting investigated	27
*Informal complaints processed	250

*Twenty-five of these complaints were referred to IAD by the City Manager's Office or members of the City Council.

Detention Services

Prisoners booked into jail	85,000
Prisoners released from jail	84,439
Average prisoner population	251
Breathalyzer tests administered	5,068
Number of meals served	287,460
Prisoners booked at Detox	4,781
Suicides prevented	31
Cash money handled	\$4,675,275.00
Prisoner property inventories	170,010
Prisoner visitations	9,370

Criminal Investigation Division

General Assignments

Offenses Assigned	34,467
Offenses Unfounded	3,045
Offenses Cleared	6,336
Arrests Warrants:	
Assigned	4,352
Cleared	1,805
Arrests:	
On Warrant	1,365
On View	252
Total	1,617
Cases Filed:	
Felony	2,503
Misdemeanor	3,594
Total	6,097
Searches:	
On Warrant	15
On Waiver	108
Total	123
Value of Recovered Property	\$6,129,767.90

Crimes Against Persons

Offenses	Assigned	Cleared	Unfounded
Murder	341	217	18
Aggravated Assault	5,896	4,040	407
Other Assaults	3,356	2,384	217
Rape	1,109	463	149
Other Sex Offenses	157	88	22
Terroristic Threats	532	353	75
Kidnapping	159	69	39
Business Robbery	1,442	426	81
Robbery of Individual	3,820	983	370
False Imprisonment	63	26	10
Thefts	1,143	227	163
Suicides & Attempts	939	874	1
Deaths	1,391	1,326	0
Miscellaneous Assignments	198	75	4
Prisoners Assigned	4,229		
Arrested on Warrants	158		
Cases Filed in County	3,098		
Cases Filed in City	643		
Investigative Man days	12,695		

Youth

Delinquency arrests	1979	1980
Dependence/protective custody	7,261	6,209
Truants (F.I.R.)	886	803
Disposition of Juveniles arrested:	11,238	10,462
Referred to Juvenile Department	4,592	3,253
Released to parents	3,555	2,956
Referred to counseling unit	587	807
Referred to First Offender Program	1,284	1,049
Missing persons wanted to locate	7,471	6,016

Special Operations Division

TACTICAL SECTION	
Investigative Arrests	1,224
City Arrests	2,716
Traffic Arrests	12,531
Barricaded Person Calls	46
VIP and Dignitary Protection	(man hours) 1,584
Training	(man-hours) 3,448
Special Assignments	(man-hours) 3,500
TACTICAL SERVICES SECTION	
PLANNING UNIT	
Planned Special Events	123
Parade Permits Issued	90
CANINE UNIT	
Investigative Arrests	409
City Arrests	160
Traffic Arrests	856
Special Assignments	3,320
Training	1,690
EXPLOSIVE ORDINANCE UNIT	
Incidents	707
Follow-ups	546
Cases Filed	93
VIP and Dignitary Protection	(man-hours) 213
SPECIAL DETAILS SECTION	
LICENSING UNIT	
Special Commissions issued under the Shopping Center Ordinance	33
Motorcycle Escort	
Chauffeurs License issued	49
Motorcycle Escort	
Chauffeurs License rejected	11
RESERVE BATTALION	
Central	(man-hours) 6,494
Northeast	(man-hours) 3,842
Southeast	(man-hours) 1,443
Southwest	(man-hours) 1,630
Northwest	(man-hours) 4,825
Traffic	(man-hours) 3,524
Special Operations	(man-hours) 143
Total	(man-hours) 21,901
HELICOPTER SECTION	
Criminal activity flight hours	2,051.6
Non-criminal activity flight hours	76.7
Downed aircraft located	1
Responded to police service calls and on-view incidents	3,747
Average response time (minutes)	5.2
Responsible for or assisted in arrest	209
Stolen vehicles recovered	41
Fires reported	10
Missing persons located	3
Persons rescued from water	1
Assisted U. S. State Department at Ft. Chaffee, Arkansas during refugee situation	91
Total Flight Hours	2,219.3

END



Publication No. 81-1026
A City of Dallas Publication
Additional Copies May Be Obtained From
Director of Purchasing, City Hall, Dallas, Texas