


National Criminal Justice Reference Service

**ncjrs**

This microfiche was produced from documents received for inclusion in the NCJRS data base. Since NCJRS cannot exercise control over the physical condition of the documents submitted, the individual frame quality will vary. The resolution chart on this frame may be used to evaluate the document quality.



MICROCOPY RESOLUTION TEST CHART  
NATIONAL BUREAU OF STANDARDS-1963-A


Microfilming procedures used to create this fiche comply with the standards set forth in 41CFR 101-11.504.

Points of view or opinions stated in this document are those of the author(s) and do not represent the official position or policies of the U. S. Department of Justice.

National Institute of Justice  
United States Department of Justice  
Washington, D. C. 20531


5/6/83

U.S. Department of Justice  
Bureau of Justice Statistics



# Census of Jails, 1978

## Vol. II. Data for Individual Jails in the North Central Region.





# Census of Jails, 1978

## Vol. II. Data for Individual Jails in the North Central Region

Illinois  
Indiana  
Iowa  
Kansas  
Michigan  
Minnesota  
Missouri  
Nebraska  
North Dakota  
Ohio  
South Dakota  
Wisconsin

NCJ-72280  
August 1981

U.S. Department of Justice 72280  
National Institute of Justice

This document has been reproduced exactly as received from the person or organization originating it. Points of view or opinions stated in this document are those of the authors and do not necessarily represent the official position or policies of the National Institute of Justice.

Permission to reproduce this copyrighted material has been granted by

Public Domain

Bureau of Justice Statistics

to the National Criminal Justice Reference Service (NCJRS).

Further reproduction outside of the NCJRS system requires permission of the copyright owner.

U.S. Department of Justice  
Bureau of Justice Statistics

Benjamin H. Renshaw III  
Acting Director

Charles R. Kindermann, Ph.D.  
Acting Director  
Statistics Division

**Acknowledgements.** This report was prepared for the Bureau of Justice Statistics by the Bureau of the Census, Governments Division, under the direction of Sherman Landau, Chief. In the Bureau of Justice Statistics, project direction was provided by Carol B. Kalish and editorial supervision by Marilyn Marbrook.

In the Bureau of the Census, Governments Division, general supervision was provided by Alan R. Jones and Diana M. Cull. David A. Schaitberger directed the survey. Significant contributions were made by Bernice J. Brigham, Marjorie P. Brooks, Pamela H. Butler, Pauline E. Fain, Martha S. Haselbush, Laverne N. Hicks, Helen M. Kneeland, Maurice Lucchesi, Charlene M. Sebold, and Joyce M. Stanford. Preparation of publication copy was supervised by Corrine W. Davis. In the Data Preparation Division, general coordination was provided by Mary Helen Isaacs.

The Bureau of the Census is indebted to the many local government officials who provided the information and gave other assistance for the preparation of this report.

**Suggested citation**

U.S. Department of Justice,  
Bureau of Justice Statistics,  
Census of Jails, 1978:  
Vol. II. Data for Individual Jails  
in the North Central Region,  
U.S. Government Printing Office,  
Washington, D.C., 1981.

## Contents

Selected findings, 1	
Introduction, 2	
Organization of this report, 2	
Historical development, 2	
1970 jail census, 2	
1972 jail census, 2	
1978 jail census, 2	
Jails in the North Central, 2	
Number of jail inmates, 3	
Bed capacity, 3	
Number of beds by size of unit, 3	
Jail employment, 3	
Health assessments, 4	
Inmates held because of overcrowding, 4	
Survey methodology, 4	
Availability of data, 5	
Text tables	
A. Number of jails by average daily inmate population, 1978, 2	
B. Number of jail inmates on February 15, 1978, by sex and legal status (adult or juvenile), 3	
C. Number of beds in 1978 and 1980 and net change in bed capacity, 3	
D. Number of beds in general purpose confinement units in all jails, by design capacity of unit, 1978, 3	
E. Number of jail employees by occupation category, 1978, 3	
F. Number of jails with inmate-health-assessment program, 1978, 4	
G. Number of jail inmates held on February 15, 1978, because of overcrowding at other facilities, 4	
Data tables by county and by local jail within county, 1978:	
1. Inmate data, 8	
2. Institutional data, 58	
3. Employment data, 108	
4. Medical services, 158	
5. Institutional programs, 208	
6. Inmates held for other authorities on February 15, 1978, 233	
7. Institutional services, 258	
8. Inmate mortality, 270	
Appendixes	
A. Future jails: jails closed for renovation on February 15, 1978, that will reopen before December 31, 1982, 295	
B. Future jails: jails closed on February 15, 1978, that have definite plans to build or acquire new jails before December 31, 1982, 297	
C. Questionnaires, 299	

## Selected findings

Thirty percent of all locally administered jails in the U.S. were located in the North Central region.

Jails in the North Central region held 18 percent of the total jail population on February 15, 1978 (table B).

Jail capacity in the North Central region was 20 percent of the total in the Nation and was expected to increase 8 percent between 1978 and 1980 (table C).

The ratio of inmates to total employees (full-time and part-time) in this region was 1.6 to 1; the ratio of inmates to custodial personnel was 3.4 to 1 (table E).

Two-thirds of the jails in the North Central region reported giving inmates a health interview or screening upon admission (table F).



## Introduction

This report presents data from the 1978 National Jail Census for the jails in the North Central region. It is one in a series of four reports on local jails. The other three reports are for the Northeast, South, and West regions.

The 1978 National Jail Census and the companion Survey of Inmates of Local Jails were conducted for the Bureau of Justice Statistics by the Bureau of the Census. Summary results of these two surveys were published in a preliminary report released in February 1979. Additional data from the 1978 National Jail Census will be published in subsequent reports. Data from the 1978 Survey of Jail Inmates is presented in the report *Profile of Jail Inmates*.

### Organization of this report

This report is designed as a ready reference for data for individual local jails in the U.S. during 1978, specifically the North Central region. The text begins with an overview of the 1978 National Jail Census and the Survey of Inmates of Local Jails and their historical development.

The general overview is followed by a summary of findings of all local jails in the Nation, highlighting findings for the jails in the North Central region. The methodology section documents the survey coverage, survey period, data collection, data limitations, and definitions. In addition, information on how to obtain the local jail listing is included.

The final section is comprised of eight tables presenting facility characteristics data for each of the individual jails in the North-Central region:

- Table 1 presents data on the jail's retention authority, the average inmate population, and the number of inmates on February 15, 1978, by detention status;
- Table 2, the design/rated capacity, the number and average floor space of various size confinement units, and age of jail and planned changes by 1982;
- Table 3, the number of jail employees by occupation category and full-time or part-time status;
- Table 4, medical services;
- Table 5, work-release and weekend sentence programs;
- Table 6, the number of inmates held for other authorities;
- Table 7, drug- and alcohol-related services for the 107 jails with an average daily population of 50 or more inmates; and
- Table 8 lists the jails reporting inmate deaths during calendar year 1977, the number of inmates who died, and the cause of death.

Appendix A provides a listing of each of the jails that were closed for renovation on the census reference day (February 15, 1978) that were scheduled to reopen before December 31, 1982. Appendix B contains a listing of each of the jails that were closed on February 15, 1978, that have definite plans to build

or acquire a new jail before December 31, 1982. Appendix C exhibits the two questionnaires used in the 1978 National Jail Census.

### Historical development

#### 1970 Jail Census

The first National Jail Census was conducted in the Spring of 1970 for the Statistics Division (now the Bureau of Justice Statistics) of the Law Enforcement Assistance Administration by the Bureau of the Census. The census identified 4,037 locally administered jails in the United States with a retention authority of 48 hours or more. The jail population on the census reference date (March 15, 1970) was 160,863.

Information was also obtained for all jails on the composition of the inmate population by type of retention, by sex and by whether adult or juvenile; design capacity; retention authority; age of institution; and employment and expenditure data. Additional information for all county jails and jails in cities of 25,000 population or greater was collected on the age of the cells and the presence of recreational, educational, medical, and visiting facilities.

The results of the census were published in *1970 National Jail Census*, which presented summary data for the United States and State-by-State totals and *Local Jails: A Report Presenting Data for Individual County and City Jails from the 1970 National Jail Census\**, which presented inmate, institutional, and expenditure and employment data for each of the jails canvassed.

#### 1972 Jail Census

Another jail census in 1972 was conducted in conjunction with the first survey of jail inmates. The 1972 census obtained additional information on the types and characteristics of jail employees; the availability of medical facilities, recreational facilities, federally funded manpower and training programs; and the extent of participation in work-release, weekend sentence, and pre-trial intervention programs. The facility data from the 1972 census were published in *The Nation's Jails\**, and the inmate data in *Survey of Jail Inmates, 1972: Advance Report\**.

\*Out of print

Table A. Number of jails by average daily population, 1978

Region	Number of jails	Average daily population		
		0-20 inmates	21-249 inmates	250 or more
United States . . . . .	3,493	2,277	1,086	130
North Central . . . . .	1,042	819	203	20
Northeast . . . . .	207	60	124	23
South . . . . .	1,678	1,051	578	49
West . . . . .	566	347	181	38

### 1978 Jail Census

The 1970 and 1972 efforts laid a strong foundation for the 1978 National Jail Census and its companion Survey of Inmates of Local Jails. In addition to updating the basic facility data collected in 1970 and 1972, the 1978 census obtained for the first time detailed data on the confinement units in the Nation's jails. For each jail, information was collected on the number of cells, rooms, dormitories or other units where inmates spend the night, reported by design size (designed for 1, 2, 3 to 4, or 5 or more inmates); the average floor space of one unit of each size; and the total number of inmates assigned to all units of each size on the census day. These data were collected in response to a congressional mandate for an assessment of the Nation's correctional system. Similar data were obtained for State prisons and community facilities during the 1979 Census of State Correctional Facilities, also conducted by the Bureau of the Census for the Bureau of Justice Statistics. Together, these two data sets provide for the first time a comprehensive inventory of confinement space in the Nation's State and local adult correctional facilities.

The 1978 census also obtained considerable information on the availability of medical facilities and services, including admission health screenings, admission physical examinations, medical facilities and medical personnel within the jail, number of inmates receiving prescription medication, and number of inmate deaths during calendar year 1977 by cause of death.

### Jails in the North Central

The North Central region was second only to the South in the number of jails it contained. Thirty percent of all jails in the United States are located in the 12 States comprising the North Central region (Table A). Over three-fourths of the jails in this region had an average daily population of 20 or fewer inmates.

Table B. Number of jail inmates on February 15, 1978, by sex and legal status (adult or juvenile)

Region	All inmates			Adults			Juveniles		
	Total	Male	Female	Total	Male	Female	Total	Male	Female
United States . . . . .	158,394	148,839	9,555	156,783	147,506	9,277	1,611	1,333	278
North Central . . . . .	28,452	26,687	1,765	27,937	26,256	1,681	515	431	84
Northeast . . . . .	24,228	23,039	1,189	24,129	22,984	1,145	99	55	44
South . . . . .	67,444	63,992	3,452	66,775	63,420	3,355	669	572	97
West . . . . .	38,270	35,121	3,149	37,942	34,846	3,096	328	275	53

### Number of jail inmates

Jails in the North Central region held 18 percent of the total jail population on February 15, 1978 (Table B). As in the other three regions, the jail population was predominantly adult male (92 percent). The North Central region had the highest proportion of juveniles among its jail population (2 percent).

### Bed capacity

Jails in the North Central region had 20 percent of the total jail bed capacity and reported an anticipated net increase of 8 percent in the number of beds between 1978 and 1980 (Table C). This was the largest expected increase of all four regions; however, none of the net changes will be large enough to affect each region's relative share of the total bed capacity.

### Number of beds by size of unit

Beds in general-purpose confinement units in the North Central region were fairly evenly distributed among the various size units (Table D).

### Jail employment

The North Central region had 25 percent of the jail employees compared with 18 percent of the jail population (Table E). The ratio of inmates to total employees (full-time and part-time) in this region was 1.6 to 1—the lowest among the regions. However, the number of employees reflects a large proportion of part-time administrators (sheriffs and deputies who perform law enforcement or judicial duties in addition to serving the jail); almost one-third of the employees were administrative, and more than 80 percent of these were part-time. The ratio of inmates to custodial personnel was 3.4 to 1 in the North Central region—the second lowest among the regions.

Table C. Number of beds in 1978 and 1980 and net change in bed capacity

Region	Number of beds*		
	1978	1980	Net change 1978-1980
United States . . . . .	247,342	261,166	+13,824
North Central . . . . .	50,321	54,259	+3,938
Northeast . . . . .	31,939	31,728	-211
South . . . . .	108,575	114,554	+5,979
West . . . . .	56,507	60,625	+4,118

\*Includes beds in both general-purpose confinement units and special-purpose confinement units with beds, e.g., infirmary, trustee cells, isolation cells, etc.

Table D. Number of beds in general purpose confinement units\* in all jails, by design capacity of unit, 1978

Region	Total	1-inmate units	2-inmate units	3-4 inmate units	5-15-inmate units	16-inmate units or (+)
United States . . . . .	233,893	48,452	35,290	43,433	51,256	55,462
North Central . . . . .	47,730	10,637	11,160	8,593	10,151	7,189
Northeast . . . . .	30,762	20,164	3,728	1,207	1,252	4,411
South . . . . .	102,970	12,710	13,192	25,280	26,925	24,863
West . . . . .	52,431	4,941	7,210	8,353	12,928	18,999

\*Excludes beds in special-purpose confinement units e.g., infirmary, trustee cells, isolation cells, etc.

Table E. Number of jail employees by occupation category, 1978

Occupation category	United States	North Central	Northeast	South	West
Total . . . . .	70,517	17,885	13,765	25,777	13,090
Full-time . . . . .	48,055	9,917	11,766	17,018	9,354
Part-time . . . . .	22,462	7,968	1,999	8,759	3,736
Administrative . . . . .	17,333	5,529	1,126	7,475	3,203
Full-time . . . . .	5,276	1,026	844	2,178	1,228
Part-time . . . . .	12,057	4,503	282	5,297	1,975
Custodial . . . . .	37,357	8,401	9,306	13,070	6,580
Full-time . . . . .	32,537	6,613	8,587	11,435	5,902
Part-time . . . . .	4,820	1,788	719	1,635	678
Clerical and maintenance . . . . .	9,296	2,619	1,500	3,264	1,913
Full-time . . . . .	6,842	1,612	1,362	2,416	1,452
Part-time . . . . .	2,454	1,007	138	848	461
Service . . . . .	5,757	1,184	1,589	1,697	1,287
Full-time . . . . .	3,062	610	880	861	711
Part-time . . . . .	2,695	574	709	836	576
Other . . . . .	774	152	244	271	107
Full-time . . . . .	338	56	93	128	61
Part-time . . . . .	436	96	151	143	46

**Health assessment for jail admissions**

Two-thirds of the jails in the North Central region reported giving inmates a health interview or screening upon admission (Table F). This was consistent with the percentages in the South and West but below that reported in the Northeast. Less than 5 percent of the jails in the North Central region reported administering a medical physical examination as part of the admission procedure.

**Inmates held because of overcrowding**

A small portion of the jail population in the North Central region (3 percent) consisted of inmates held because of overcrowding elsewhere (Table G). A majority of these (81 percent) were being held for other local jurisdictions.

**Jail census methodology: Sources and limitations of the data**

**Coverage**

The 1978 National Jail Census covered all locally administered jails in the Nation. In this census, a jail was defined as a confinement facility intended for adults but sometimes holding juveniles that holds persons detained pending adjudication and/or persons committed after adjudication, usually for sentences of a year or less. Specifically excluded from the census were drunk tanks, lock-ups, and similar "holding facilities" that do not hold persons after they have been formally charged. State-operated jail systems in Connecticut, Delaware, Hawaii, Rhode Island, and Vermont were also excluded, as were juvenile institutions, community-based pre-release facilities (halfway houses, work-release or study-release facilities, etc.), hospitals for the criminally insane, treatment facilities for drug addicts and/or alcoholics, and jails located in United States territories.

The mailing list used for the census was derived from the National Justice Agency List, which is maintained by the Census Bureau for the Bureau of Justice Statistics. This list was reviewed against the following sources:

- The 1978 edition of *American Correctional Association Directory of Juvenile and Adult Correctional Departments, Institutions, Agencies and Paroling Authorities*, and
- The 1978 State Comprehensive Law Enforcement Plans prepared by each State for the Law Enforcement Assistance Administration.

**Survey period**

This report reflects jails operating on February 15, 1978. Information on inmate deaths is for calendar 1977.

**Table F. Number of jails with inmate-health-assessment program, 1978**

Region	All jails	Jails with health-assessment		
		Total	Screening only	Screening and examination
United States . . . . .	3,493	2,261	2,068	193
North Central . . . . .	1,042	683	642	41
Northeast . . . . .	207	173	86	87
South . . . . .	1,678	1,008	950	58
West . . . . .	566	397	390	7

**Table G. Number of jail inmates held on February 15, 1978, because of overcrowding at other facilities**

Region	All inmates	Inmates held because of overcrowding elsewhere			
		Total	Federal	State	Local
United States . . . . .	156,783	9,944	703	7,760	1,481
North Central . . . . .	27,937	725	59	77	589
Northeast . . . . .	24,129	673	66	496	111
South . . . . .	66,775	7,957	485	7,005	467
West . . . . .	37,942	589	93	182	314

**Data Collection**

The census was conducted by mail, with an initial mailout of 3,761 questionnaires in February 1978. (The final universe of 3,493 was reached after eliminating facilities that were not in operation on the census reference day or did not meet the criteria for a jail.) Two survey questionnaires were used—a CJ-3 form sent to 651 jails with an average daily inmate population of 50 or more and a CJ-4 form sent to 3,110 jails with an average daily inmate population of less than 50. (The average daily population figure was based on the 1977 Directory Survey of Law Enforcement Agencies and Jails). Nonrespondent jails were sent second mail requests and then mailgrams. Telephone contact was made if necessary. A response rate of 99 percent was achieved. The mail questionnaires used in the census are exhibited in the appendix.

Telephone followup procedures were also used to clarify inadequate and inconsistent census returns.

**Limitations**

Because a complete census was conducted of all local jails meeting the selection criteria, the data are not subject to sampling error. The data are subject to response error, however. Such error was kept to a minimum through quality control checks. In this regard, it should be noted that for any items on the census questionnaire unobtainable from available records, reasonable estimates were requested.

The data reported in this publication do not reflect changes that have taken place since February 1978.

All data reflect State-by-State variation in legal codes and procedures governing a jail's retention authority and facility-by-facility variation in inmate classification and housing practices. Thus caution is required when making comparisons.

**Definitions**

**Local jail.** A confinement facility administered by a unit of local government (county or city) intended for adults but sometimes holding juveniles that holds persons detained pending adjudication and/or persons committed after adjudication, usually for sentences of a year or less. Temporary holding facilities ("lock-ups") that do not hold persons after they have been formally charged in court (usually within 48 hours of arrest) are excluded.

**Adult.** A person who is within the original jurisdiction of a criminal, rather than a juvenile, court because his or her age at the time of an alleged criminal act was above a statutorily specified limit.

**Juvenile.** A person subject to the exercise of juvenile court jurisdiction for purposes of adjudication and treatment based on age and offense limitations as defined by State law. Persons above the statutory age limit for juveniles who are being held under special "youth statutes," e.g., "youthful offenders" in California, "adolescents" or "minors" in New York, etc. are classified as adults.

**Confinement unit.** Any cell, room, dormitory, or other unit where inmates spend the night. Confinement units are further categorized as:

- **General purpose units.** Units intended to house the general inmate population.

- **Special purpose units.** Units intended to meet specialized housing needs, e.g., an infirmary, trustee cells, isolation cells, etc. Special purpose units can include both units with beds and those without beds, e.g., "drunk tanks," "bull-pens," etc.

**Bed capacity.** The number of beds in a jail calculated by multiplying the number of confinement units of each design size (e.g., 1, 2, 3, 4, or 5 or more persons) by its design size and summing the results for all size categories. Includes beds in general purpose units and special purpose units with beds.

**Jail employees.** All payroll and nonpayroll personnel who work at a jail full-time or part-time.

- **Full-time personnel.** Personnel who work full-time at the jail.

- **Part-time personnel.** Personnel who work part-time at the jail including full-time employees who perform other duties in addition to those at the jail. Jail employees are further categorized as:

- **Administrative.** Chief jailer (or sheriff or chief of police), deputies, and/or assistants who work at the jail in an administrative capacity.

- **Custodial officers.** Guards, jailers, etc. who supervise the inmate population.

- **Clerical and maintenance personnel.** Typists, secretaries, janitors, cooks, ground-keepers, etc.

- **Service personnel.** Teachers, social workers, counselors, psychologists, doctors, and other medical personnel, etc. who provide professional services to the inmates.

- **Other.** Personnel who can not be classified as one of the above.

- **Health interview/screening.** An initial assessment of an inmate's health from observation and medically related questions, made at the time of admission.

- **Medical physical examination.** A health assessment based on medical tests such as

taking blood pressure, blood or urine samples, chest x-ray, eye and ear examination, etc.

**Availability of data**

Copies of *Profile of Jail Inmates 1978* are available from the National Criminal Justice Reference Service, Box 6000, Rockville, Maryland 20850.

Data tapes for the 1978 jail census and survey of inmates are available for public use through the Criminal Justice Archive and Informational Network maintained for the Bureau of Justice Statistics. Information regarding the Archive and its procedures can be obtained by writing the Criminal Justice Archive and Informational Network, P.O. Box 1248, Ann Arbor, Michigan 48106 or by calling area code 313/763-3485.

A name and address listing of local jails can be obtained on magnetic tape, microfilm, computer printout or mailing labels. For details, contact the Bureau of Justice Statistics, U.S. Department of Justice, Washington, D.C. 20531.

**Tables**

Table 1. Inmate data, by county, by local jail within county

Name of county	Name of jail	Normal maximum sentence possible by law*	Types of persons confined (Y=Yes, N=No)			Average 1-day inmate population							
			Adult male	Adult female	Juvenile	Weekday				Weekend			
						Total	Adult male	Adult female	Juvenile	Total	Adult male	Adult female	Juvenile
ILLINOIS (100 JAILS)													
ADAMS COUNTY	COUNTY JAIL. . . . .	2 YEARS	Y	Y	N	21	20	1	-	22	21	1	-
ALEXANDER COUNTY	COUNTY JAIL. . . . .	1 YEAR	Y	Y	Y	6	5	-	1	7	7	-	-
BOND COUNTY	COUNTY JAIL. . . . .	1 YEAR	Y	Y	N	5	5	-	-	7	7	-	-
BOONE COUNTY	COUNTY JAIL. . . . .	1 YEAR	Y	Y	Y	17	16	1	-	20	19	1	-
BROWN COUNTY	COUNTY JAIL. . . . .	1 YEAR	Y	N	N	1	1	-	-	1	1	-	-
BUREAU COUNTY	COUNTY JAIL. . . . .	11 MONTHS	Y	Y	Y	9	9	-	-	14	14	-	-
CALHOUN COUNTY	COUNTY JAIL. . . . .	30 DAYS	Y	N	N	1	1	-	-	1	1	-	-
CARROLL COUNTY	COUNTY JAIL. . . . .	1 YEAR	Y	Y	Y	10	7	2	1	15	10	3	2
CASS COUNTY	COUNTY JAIL. . . . .	30 DAYS	Y	N	N	3	3	-	-	5	5	-	-
CHAMPAIGN COUNTY	COUNTY JAIL. . . . .	1 YEAR	Y	Y	N	40	37	3	-	46	42	4	-
CHRISTIAN COUNTY	COUNTY JAIL. . . . .	90 DAYS	Y	Y	Y	8	8	-	-	12	10	1	1
CLARK COUNTY	COUNTY JAIL. . . . .	6 MONTHS	Y	N	N	5	5	-	-	6	6	-	-
CLAY COUNTY	COUNTY JAIL. . . . .	6 MONTHS	Y	Y	N	5	5	-	-	5	5	-	-
CLINTON COUNTY	COUNTY JAIL. . . . .	1 YEAR	Y	Y	N	5	4	1	-	9	7	2	-
COLES COUNTY	COUNTY JAIL. . . . .	1 YEAR	Y	Y	Y	20	20	-	-	26	24	2	-
COOK COUNTY	COUNTY JAIL DIVISION 1 . . . . .	1 YEAR	Y	N	N	1900	1900	-	-	1870	1870	-	-
	COUNTY JAIL DIVISION 2 . . . . .	1 YEAR	Y	N	N	1198	1198	-	-	1075	1075	-	-
	CO. WOMENS CORRECTNL CLNTR.	1 YEAR	N	Y	N	178	-	178	-	184	-	184	-
	COUNTY JAIL DIVISION 4 . . . . .	1 YEAR	Y	N	N	715	715	-	-	722	722	-	-
CRAWFORD COUNTY	COUNTY JAIL. . . . .	1 YEAR	Y	Y	Y	5	4	-	1	6	5	-	1
CUMBERLAND COUNTY	COUNTY JAIL. . . . .	90 DAYS	Y	Y	Y	5	5	-	-	8	7	1	-
DE KALB COUNTY	COUNTY JAIL. . . . .	1 YEAR	Y	Y	N	16	15	1	-	18	17	1	-
DE WITT COUNTY	COUNTY JAIL. . . . .	1 YEAR	Y	Y	Y	3	3	-	-	4	4	-	-
DOUGLAS COUNTY	COUNTY JAIL. . . . .	6 MONTHS	Y	Y	N	5	5	-	-	8	8	-	-
DU PAGE COUNTY	COUNTY JAIL. . . . .	1 YEAR	Y	Y	N	100	93	7	-	120	113	7	-
EDGAR COUNTY	COUNTY JAIL. . . . .	1 YEAR	Y	Y	N	10	8	2	-	14	12	2	-
EFFINGHAM COUNTY	COUNTY JAIL. . . . .	1 YEAR	Y	Y	Y	8	7	1	-	10	9	1	-
FAYETTE COUNTY	COUNTY JAIL. . . . .	1 YEAR	Y	Y	Y	5	5	-	-	8	7	1	-
FORD COUNTY	COUNTY JAIL. . . . .	1 YEAR	Y	Y	N	5	5	-	-	7	7	-	-
FRANKLIN COUNTY	COUNTY JAIL. . . . .	1 YEAR	Y	Y	N	12	11	1	-	15	14	1	-
FULTON COUNTY	COUNTY JAIL. . . . .	1 YEAR	Y	N	N	6	6	-	-	7	7	-	-
GALLATIN COUNTY	COUNTY JAIL. . . . .	(X)	Y	Y	N	1	1	-	-	1	1	-	-
GREENE COUNTY	COUNTY JAIL. . . . .	1 YEAR	Y	Y	Y	8	6	1	1	15	13	1	1
GRUNDY COUNTY	COUNTY JAIL. . . . .	1 YEAR	Y	Y	Y	8	6	1	1	12	10	1	1
HAMILTON COUNTY	COUNTY JAIL. . . . .	1 YEAR	Y	Y	N	1	1	-	-	1	1	-	-
HANCOCK COUNTY	COUNTY JAIL. . . . .	6 MONTHS	Y	Y	Y	2	2	-	-	3	3	-	-
HENDERSON COUNTY	COUNTY JAIL. . . . .	6 MONTHS	Y	Y	Y	2	2	-	-	4	4	-	-
HENRY COUNTY	COUNTY JAIL. . . . .	1 YEAR	Y	Y	N	18	18	-	-	26	26	-	-
IROQUOIS COUNTY	COUNTY JAIL. . . . .	30 DAYS	Y	Y	Y	14	12	2	-	15	12	2	1
JACKSON COUNTY	COUNTY JAIL. . . . .	6 MONTHS	Y	Y	Y	20	19	1	-	25	24	1	-
JASPER COUNTY	COUNTY JAIL. . . . .	1 YEAR	Y	Y	N	3	3	-	-	3	3	-	-
JEFFERSON COUNTY	COUNTY JAIL. . . . .	1 YEAR	Y	Y	N	12	12	-	-	14	13	1	-
JERSEY COUNTY	COUNTY JAIL. . . . .	6 MONTHS	Y	Y	N	10	10	-	-	12	12	-	-
JO DAVIESS COUNTY	COUNTY JAIL. . . . .	2 YEARS	Y	Y	Y	7	7	-	-	13	10	2	1
KANE COUNTY	COUNTY JAIL. . . . .	1 YEAR	Y	Y	Y	82	78	4	-	89	84	5	-
KANKAKEE COUNTY	COUNTY JAIL. . . . .	1 YEAR	Y	Y	Y	43	36	5	2	53	43	6	4
KENDALL COUNTY	COUNTY JAIL. . . . .	1 YEAR	Y	Y	N	6	5	1	-	9	8	1	-
KNOX COUNTY	COUNTY JAIL. . . . .	1 YEAR	Y	Y	N	20	19	1	-	25	24	1	-
LAKE COUNTY	COUNTY JAIL. . . . .	1 YEAR	Y	Y	N	100	97	3	-	105	101	4	-

See Footnotes at end of table.

Table 1. Inmate data, by county, by local jail within county—Continued

Name of county	Name of jail	Total	Number of inmates on February 15, 1978 by detention status							
			Not yet arraigned	Arraigned and awaiting trial	Awaiting sentence	Serving sentence of 1 year or less	Serving sentence of more than one year	Being held on probation and parole violation charges	Other	
ILLINOIS (100 JAILS)										
ADAMS COUNTY	COUNTY JAIL. . . . .	19	-	7	2	8	1	1	-	-
ALEXANDER COUNTY	COUNTY JAIL. . . . .	-	-	-	-	-	-	-	-	-
BOND COUNTY	COUNTY JAIL. . . . .	9	-	-	-	-	-	-	-	-
BOONE COUNTY	COUNTY JAIL. . . . .	14	-	8	-	1	-	-	-	-
BROWN COUNTY	COUNTY JAIL. . . . .	-	-	4	1	9	-	-	-	-
BUREAU COUNTY	COUNTY JAIL. . . . .	6	3	2	-	-	-	-	-	-
CALHOUN COUNTY	COUNTY JAIL. . . . .	-	-	-	-	1	-	-	-	-
CARROLL COUNTY	COUNTY JAIL. . . . .	10	2	3	-	5	-	-	-	-
CASS COUNTY	COUNTY JAIL. . . . .	2	-	-	-	2	-	-	-	-
CHAMPAIGN COUNTY	COUNTY JAIL. . . . .	54	6	37	3	5	-	-	-	-
CHRISTIAN COUNTY	COUNTY JAIL. . . . .	3	-	3	-	-	-	-	1	2
CLARK COUNTY	COUNTY JAIL. . . . .	5	-	2	-	3	-	-	-	-
CLAY COUNTY	COUNTY JAIL. . . . .	8	-	3	-	3	-	-	-	-
CLINTON COUNTY	COUNTY JAIL. . . . .	8	-	5	2	3	-	-	-	-
COLES COUNTY	COUNTY JAIL. . . . .	8	-	5	2	3	-	-	-	-
COOK COUNTY	COUNTY JAIL. . . . .	15	1	4	1	8	-	-	-	-
	COUNTY JAIL DIVISION 1 . . . . .	1900	-	1517	35	348	-	-	-	1
	COUNTY JAIL DIVISION 2 . . . . .	997	-	845	20	132	-	-	-	-
	CO. WOMENS CORRECTNL CENTER.	182	-	87	8	87	-	-	-	-
	COUNTY JAIL DIVISION 4 . . . . .	760	-	415	15	330	-	-	-	-
CRAWFORD COUNTY	COUNTY JAIL. . . . .	6	-	5	-	1	-	-	-	-
CUMBERLAND COUNTY	COUNTY JAIL. . . . .	5	3	-	-	1	-	-	-	-
DE KALB COUNTY	COUNTY JAIL. . . . .	21	4	6	1	7	-	1	-	-
DE WITT COUNTY	COUNTY JAIL. . . . .	6	-	6	-	-	-	-	-	-
DOUGLAS COUNTY	COUNTY JAIL. . . . .	4	-	6	-	1	-	1	-	-
DU PAGE COUNTY	COUNTY JAIL. . . . .	102	-	1	-	3	-	-	-	-
EDGAR COUNTY	COUNTY JAIL. . . . .	11	1	89	-	13	-	-	-	-
EFFINGHAM COUNTY	COUNTY JAIL. . . . .	13	3	5	-	5	-	-	-	-
FAYETTE COUNTY	COUNTY JAIL. . . . .	13	6	-	1	-	-	-	-	-
FORD COUNTY	COUNTY JAIL. . . . .	5	-	3	-	3	-	-	-	-
FRANKLIN COUNTY	COUNTY JAIL. . . . .	11	1	10	-	2	-	-	2	1
FULTON COUNTY	COUNTY JAIL. . . . .	6	-	1	-	-	-	-	-	-
GALLATIN COUNTY	COUNTY JAIL. . . . .	1	-	1	-	3	-	-	-	-
GREENE COUNTY	COUNTY JAIL. . . . .	6	-	1	-	-	-	-	-	2
GRUNDY COUNTY	COUNTY JAIL. . . . .	7	1	4	-	6	-	-	-	-
HAMILTON COUNTY	COUNTY JAIL. . . . .	8	-	5	1	2	-	-	-	-
HANCOCK COUNTY	COUNTY JAIL. . . . .	2	-	2	-	-	-	-	-	-
HENDERSON COUNTY	COUNTY JAIL. . . . .	15	-	4	-	-	-	-	-	-
HENRY COUNTY	COUNTY JAIL. . . . .	7	4	3	-	11	-	-	-	-
IROQUOIS COUNTY	COUNTY JAIL. . . . .	19	-	11	6	2	-	-	-	-
JACKSON COUNTY	COUNTY JAIL. . . . .	6	-	-	-	2	-	-	-	-
JASPER COUNTY	COUNTY JAIL. . . . .	5	-	4	-	2	-	-	-	-
JEFFERSON COUNTY	COUNTY JAIL. . . . .	7	-	4	-	-	-	-	-	1
JERSEY COUNTY	COUNTY JAIL. . . . .	7	-	4	-	2	-	-	-	-
JO DAVIESS COUNTY	COUNTY JAIL. . . . .	102	32	26	12	29	-	-	-	1
KANE COUNTY	COUNTY JAIL. . . . .	37	7	21	2	6	-	3	-	-
KANKAKEE COUNTY	COUNTY JAIL. . . . .	5	-	1	1	2	-	-	1	-
KENDALL COUNTY	COUNTY JAIL. . . . .	22	-	7	-	9	-	-	-	-
KNOX COUNTY	COUNTY JAIL. . . . .	82	-	55	-	14	-	7	-	4



Table 1. Inmate data, by county, by local jail within county-Continued

Name of county	Name of jail	Normal maximum sentence possible by law*	Types of persons confined (Y=Yes, N=No)			Average 1-day inmate population													
			Adult male	Adult female	Juvenile	Weekday				Weekend									
						Total	Adult male	Adult female	Juvenile	Total	Adult male	Adult female	Juvenile						
ILLINOIS--CONTINUED																			
LA SALLE COUNTY	COUNTY JAIL. . . . .	1 YEAR	Y	Y	Y	25	25	-	-	30	30	-	-	18	17	1	-	-	-
LEE COUNTY	COUNTY JAIL. . . . .	1 YEAR	Y	Y	N	10	8	1	-	15	13	1	1	10	8	1	-	-	-
LIVINGSTON COUNTY	COUNTY JAIL. . . . .	1 YEAR	Y	N	N	10	10	-	-	14	14	-	-	10	10	-	-	-	-
LOGAN COUNTY	COUNTY JAIL. . . . .	1 YEAR	Y	Y	N	6	5	1	-	8	7	1	-	6	5	1	-	-	-
MCDONOUGH COUNTY	COUNTY JAIL. . . . .	90 DAYS	Y	Y	N	33	33	-	-	33	33	-	-	33	33	-	-	-	-
MCHENRY COUNTY	COUNTY JAIL. . . . .	(NA)	N	N	N	45	40	4	1	49	44	4	1	45	40	4	1	-	-
MCLEAN COUNTY	COUNTY JAIL. . . . .	1 YEAR	Y	Y	Y	93	85	5	3	93	85	5	3	93	85	5	3	-	-
MACON COUNTY	COUNTY JAIL. . . . .	1 YEAR	Y	Y	Y	14	14	-	-	17	17	-	-	14	14	-	-	-	-
MACOUPIN COUNTY	COUNTY JAIL. . . . .	60 DAYS	Y	Y	Y	70	68	2	-	90	88	2	-	70	68	2	-	-	-
MADISON COUNTY	COUNTY JAIL. . . . .	6 MONTHS	Y	Y	N	16	14	1	-	21	18	2	1	16	14	1	-	-	-
MARION COUNTY	COUNTY JAIL. . . . .	1 YEAR	Y	Y	Y	1	1	-	-	3	3	-	-	1	1	-	-	-	-
MARSHALL COUNTY	COUNTY JAIL. . . . .	6 MONTHS	Y	N	N	4	4	-	-	6	6	-	-	4	4	-	-	-	-
MASON COUNTY	COUNTY JAIL. . . . .	2 MONTHS	Y	Y	Y	10	10	-	-	17	17	-	-	10	10	-	-	-	-
MASSAC COUNTY	COUNTY JAIL. . . . .	6 MONTHS	Y	Y	Y	4	4	-	-	4	4	-	-	4	4	-	-	-	-
MENARD COUNTY	COUNTY JAIL. . . . .	90 DAYS	Y	N	N	4	4	-	-	7	6	1	-	4	4	-	-	-	-
MERCER COUNTY	COUNTY JAIL. . . . .	1 YEAR	Y	Y	N	4	4	-	-	6	6	-	-	4	4	-	-	-	-
MONROE COUNTY	COUNTY JAIL. . . . .	6 MONTHS	Y	N	N	4	4	-	-	17	15	2	-	4	4	-	-	-	-
MONTGOMERY COUNTY	COUNTY JAIL. . . . .	6 MONTHS	Y	Y	N	15	14	1	-	15	15	-	-	15	14	1	-	-	-
MORGAN COUNTY	COUNTY JAIL. . . . .	6 MONTHS	Y	N	N	12	12	-	-	5	4	1	-	12	12	-	-	-	-
MOULTRIE COUNTY	COUNTY JAIL. . . . .	6 MONTHS	Y	Y	Y	5	5	-	-	5	4	1	-	5	5	-	-	-	-
MOULTRIE COUNTY	COUNTY JAIL. . . . .	1 YEAR	Y	Y	Y	29	28	1	-	35	33	2	-	29	28	1	-	-	-
OGLE COUNTY	COUNTY JAIL. . . . .	1 YEAR	Y	Y	N	137	122	15	-	150	135	15	-	137	122	15	-	-	-
PEORIA COUNTY	COUNTY JAIL. . . . .	1 YEAR	Y	N	N	5	5	-	-	9	9	-	-	5	5	-	-	-	-
PERRY COUNTY	COUNTY JAIL. . . . .	1 YEAR	Y	Y	N	2	2	-	-	2	2	-	-	2	2	-	-	-	-
PIATT COUNTY	COUNTY JAIL. . . . .	1 YEAR	Y	Y	N	6	5	1	-	7	6	1	-	6	5	1	-	-	-
PIKE COUNTY	COUNTY JAIL. . . . .	90 DAYS	Y	Y	Y	3	3	-	-	6	4	1	1	3	3	-	-	-	-
PULASKI COUNTY	COUNTY JAIL. . . . .	90 DAYS	Y	Y	Y	1	1	-	-	2	2	-	-	1	1	-	-	-	-
PUTNAM COUNTY	COUNTY JAIL. . . . .	90 DAYS	Y	N	N	4	3	-	-	12	12	-	-	4	3	-	-	-	-
RANDOLPH COUNTY	COUNTY JAIL. . . . .	1 YEAR	Y	Y	Y	2	2	-	-	3	3	-	-	2	2	-	-	-	-
RICHLAND COUNTY	COUNTY JAIL. . . . .	1 YEAR	Y	Y	Y	46	42	2	2	61	57	2	2	46	42	2	2	-	-
ROCK ISLAND COUNTY	COUNTY JAIL. . . . .	1 YEAR	Y	Y	Y	172	160	7	5	162	150	7	5	172	160	7	5	-	-
ST. CLAIR COUNTY	COUNTY JAIL. . . . .	1 YEAR	Y	Y	N	10	9	1	-	20	18	2	-	10	9	1	-	-	-
SALINE COUNTY	COUNTY JAIL. . . . .	6 MONTHS	Y	Y	N	79	65	10	4	89	70	14	5	79	65	10	4	-	-
SANGAMON COUNTY	COUNTY JAIL. . . . .	1 YEAR	Y	Y	Y	18	16	2	-	25	22	3	-	18	16	2	-	-	-
SANGAMON COUNTY	SPRINGFIELD CITY JAIL. . . . .	6 MONTHS	Y	Y	N	3	3	-	-	3	3	-	-	3	3	-	-	-	-
SCHUYLER COUNTY	COUNTY JAIL. . . . .	6 MONTHS	Y	Y	N	3	3	-	-	6	5	1	-	3	3	-	-	-	-
SHELBY COUNTY	COUNTY JAIL. . . . .	1 YEAR	Y	Y	Y	3	3	-	-	2	2	-	-	3	3	-	-	-	-
SHARPE COUNTY	COUNTY JAIL. . . . .	1 YEAR	Y	Y	N	1	1	-	-	2	2	-	-	1	1	-	-	-	-
STEPHENSON COUNTY	COUNTY JAIL. . . . .	1 YEAR	Y	Y	N	18	17	1	-	22	21	1	-	18	17	1	-	-	-
STARK COUNTY	COUNTY JAIL. . . . .	2 YEARS	Y	Y	N	31	30	1	-	38	37	1	-	31	30	1	-	-	-
TAZEWELL COUNTY	COUNTY JAIL. . . . .	1 YEAR	Y	Y	Y	3	3	-	-	3	3	-	-	3	3	-	-	-	-
UNION COUNTY	COUNTY JAIL. . . . .	1 YEAR	Y	Y	Y	60	56	3	1	94	91	2	1	60	56	3	1	-	-
VERMILION COUNTY	COUNTY JAIL. . . . .	4 MONTHS	Y	Y	N	4	4	-	-	8	7	1	-	4	4	-	-	-	-
WABASH COUNTY	COUNTY JAIL. . . . .	1 YEAR	Y	Y	N	4	4	-	-	17	16	1	-	4	4	-	-	-	-
WARREN COUNTY	COUNTY JAIL. . . . .	6 MONTHS	Y	Y	Y	15	14	1	-	3	3	-	-	15	14	1	-	-	-
WASHINGTON COUNTY	COUNTY JAIL. . . . .	1 YEAR	Y	Y	Y	2	2	-	-	7	7	-	-	2	2	-	-	-	-
WAYNE COUNTY	COUNTY JAIL. . . . .	1 YEAR	Y	Y	N	4	4	-	-	7	7	-	-	4	4	-	-	-	-
WHITE COUNTY	COUNTY JAIL. . . . .	90 DAYS	Y	Y	N	4	4	-	-	7	5	2	-	4	4	-	-	-	-
WHITESIDE COUNTY	CITY/COUNTY JAIL . . . . .	18 MONTHS	Y	Y	N	7	5	2	-	33	33	-	-	7	5	2	-	-	-
WILL COUNTY	COUNTY JAIL. . . . .	1 YEAR	Y	Y	N	25	25	-	-	75	70	5	-	25	25	-	-	-	-
WILL COUNTY	COUNTY JAIL. . . . .	1 YEAR	Y	Y	N	65	61	4	-	75	70	5	-	65	61	4	-	-	-

See footnotes at end of table.

Table 1. Inmate data, by county, by local jail within county-Continued

Name of county	Name of jail	Number of inmates on February 15, 1978 by detention status							
		Total	Not yet arraigned	Arraigned and awaiting trial	Awaiting sentence	Serving sentence of 1 year or less	Serving sentence of more than one year	Being held on probation and parole violation charges	Other
ILLINOIS--CONTINUED									
LA SALLE COUNTY	COUNTY JAIL. . . . .	23	7	15	1	-	-	-	-
LEE COUNTY	COUNTY JAIL. . . . .	20	3	5	-	12	-	-	-
LIVINGSTON COUNTY	COUNTY JAIL. . . . .	17	1	9	-	4	-	3	-
LOGAN COUNTY	COUNTY JAIL. . . . .	7	-	7	-	-	-	-	-
MCDONOUGH COUNTY	COUNTY JAIL. . . . .	-	-	-	-	-	-	-	-
MCHENRY COUNTY	COUNTY JAIL. . . . .	33	(NA)	(NA)	(NA)	(NA)	(NA)	(NA)	(NA)
MCLEAN COUNTY	COUNTY JAIL. . . . .	44	5	32	-	7	-	-	-
MACON COUNTY	COUNTY JAIL. . . . .	70	23	20	10	10	-	5	2
MACOUPIN COUNTY	COUNTY JAIL. . . . .	7	-	5	-	2	-	-	-
MADISON COUNTY	COUNTY JAIL. . . . .	70	8	30	7	17	-	8	-
MARION COUNTY	COUNTY JAIL. . . . .	17	-	13	1	3	-	-	-
MARSHALL COUNTY	COUNTY JAIL. . . . .	1	1	-	-	-	-	-	-
MASON COUNTY	COUNTY JAIL. . . . .	6	6	-	-	-	-	-	-
MASSAC COUNTY	COUNTY JAIL. . . . .	14	1	11	-	2	-	-	-
MENARD COUNTY	COUNTY JAIL. . . . .	1	-	-	-	1	-	-	-
MERCER COUNTY	COUNTY JAIL. . . . .	4	-	1	1	2	-	-	-
MONROE COUNTY	COUNTY JAIL. . . . .	-	-	-	-	-	-	-	-
MONTGOMERY COUNTY	COUNTY JAIL. . . . .	11	-	11	-	-	-	-	-
MORGAN COUNTY	COUNTY JAIL. . . . .	11	-	7	-	3	1	-	-
MOULTRIE COUNTY	COUNTY JAIL. . . . .	4	-	-	1	3	-	-	-
OGLE COUNTY	COUNTY JAIL. . . . .	25	1	9	-	13	2	-	-
PEORIA COUNTY	COUNTY JAIL. . . . .	136	15	103	9	9	-	-	-
PERRY COUNTY	COUNTY JAIL. . . . .	5	2	3	-	-	-	-	-
PIATT COUNTY	COUNTY JAIL. . . . .	2	-	-	-	1	-	1	-
PIKE COUNTY	COUNTY JAIL. . . . .	5	-	1	2	2	-	-	-
PULASKI COUNTY	COUNTY JAIL. . . . .	3	1	1	1	-	-	-	-
PUTNAM COUNTY	COUNTY JAIL. . . . .	-	-	-	-	-	-	-	-
RANDOLPH COUNTY	COUNTY JAIL. . . . .	3	3	-	-	-	-	-	-
RICHLAND COUNTY	COUNTY JAIL. . . . .	7	-	5	-	-	-	2	-
ROCK ISLAND COUNTY	COUNTY JAIL. . . . .	53	4	40	2	5	-	2	-
ST. CLAIR COUNTY	COUNTY JAIL. . . . .	164	1	149	5	6	-	3	-
SALINE COUNTY	COUNTY JAIL. . . . .	5	-	-	5	-	-	-	-
SANGAMON COUNTY	COUNTY JAIL. . . . .	75	4	42	6	20	-	-	3
SANGAMON COUNTY	SPRINGFIELD CITY JAIL. . . . .	23	7	8	8	-	-	-	-
SCHUYLER COUNTY	COUNTY JAIL. . . . .	2	2	-	-	-	-	-	-
SHELBY COUNTY	COUNTY JAIL. . . . .	2	-	-	-	2	-	-	-
STARK COUNTY	COUNTY JAIL. . . . .	1	-	-	-	1	-	-	-
STEPHENSON COUNTY	COUNTY JAIL. . . . .	20	-	11	-	8	-	1	-
TAZEWELL COUNTY	COUNTY JAIL. . . . .	30	-	22	-	8	-	-	-
UNION COUNTY	COUNTY JAIL. . . . .	2	2	-	-	-	-	-	-
VERMILION COUNTY	COUNTY JAIL. . . . .	42	-	21	2	19	-	-	-
WABASH COUNTY	COUNTY JAIL. . . . .	7	1	3	-	3	-	-	-
WARREN COUNTY	COUNTY JAIL. . . . .	11	1	4	1	5	-	-	-
WASHINGTON COUNTY	COUNTY JAIL. . . . .	3	-	2	-	1	-	-	-
WAYNE COUNTY	COUNTY JAIL. . . . .	4	-	1	1	2	-	-	-
WHITE COUNTY	CITY/COUNTY JAIL . . . . .	9	2	1	-	5	-	-	1
WHITESIDE COUNTY	COUNTY JAIL. . . . .	15	5	8	-	2	-	-	-
WILL COUNTY	COUNTY JAIL. . . . .	71	1	62	3	5	-	-	-

Table 1. Inmate data, by county, by local jail within county—Continued

Name of county	Name of jail	Normal maximum sentence possible by law*	Types of persons confined (Y=Yes, N=No)			Average 1-day inmate population							
			Adult male	Adult female	Juvenile	Weekday			Weekend				
						Total	Adult male	Adult female	Juvenile	Total	Adult male	Adult female	Juvenile
ILLINOIS--CONTINUED													
WILLIAMSON COUNTY	COUNTY JAIL. . . . .	1 YEAR	Y	Y	Y	22	20	1	1	27	25	1	1
WINNEBAGO COUNTY	COUNTY JAIL. . . . .	1 YEAR	Y	Y	N	122	117	5	-	125	120	5	-
WOODFORD COUNTY	COUNTY JAIL. . . . .	1 YEAR	Y	Y	Y	11	10	1	-	13	13	-	-
STATE TOTAL	. . . . .		Y 98 N 2	Y 83 N 17	Y 44 N 56	5 993	5 675	291	27	6 231	5 874	324	33

See footnotes at end of table.

Table 1. Inmate data, by county, by local jail within county—Continued

Name of county	Name of jail	Number of inmates on February 15, 1978 by detention status							
		Total	Not yet arraigned	Arraigned and awaiting trial	Awaiting sentence	Serving sentence of 1 year or less	Serving sentence of more than one year	Being held on probation and parole violation charges	Other
ILLINOIS--CONTINUED									
WILLIAMSON COUNTY	COUNTY JAIL. . . . .	16	1	8	-	3	2	-	-
WINNEBAGO COUNTY	COUNTY JAIL. . . . .	114	18	81	7	7	-	1	2
WOODFORD COUNTY	COUNTY JAIL. . . . .	10	3	5	-	2	-	-	-
STATE TOTAL	. . . . .	5 758	211	3 982	178	1 272	8	47	27

Table 1. Inmate data, by county, by local jail within county—Continued

Table with columns: Name of county, Name of jail, Normal maximum sentence possible by law, Types of persons confined (Adult male, Adult female, Juvenile), Average 1-day inmate population (Weekday, Weekend).

See footnotes at end of table.

Table 1. Inmate data, by county, by local jail within county—Continued

Table with columns: Name of county, Name of jail, Number of inmates on February 15, 1978 by detention status (Total, Not yet arraigned, Arraigned and awaiting trial, Awaiting sentence, Serving sentence of 1 year or less, Serving sentence of more than one year, Being held on probation and parole violation charges, Other).

Table 1. Inmate data, by county, by local jail within county—Continued

Name of county	Name of jail	Normal maximum sentence possible by law*	Types of persons confined (Y=Yes, N=No)			Average 1-day inmate population							
			Adult male	Adult female	Juvenile	Weekday				Weekend			
						Total	Adult male	Adult female	Juvenile	Total	Adult male	Adult female	Juvenile
INDIANA--CONTINUED													
MARSHALL COUNTY	COUNTY JAIL. . . . .	1 YEAR	Y	Y	Y	32	29	1	2	31	26	2	3
MARTIN COUNTY	COUNTY JAIL. . . . .	1 YEAR	Y	Y	Y	2	2	-	-	5	5	-	-
MIAMI COUNTY	COUNTY JAIL. . . . .	1 YEAR	Y	Y	Y	16	13	1	2	22	18	1	3
MONROE COUNTY	COUNTY JAIL. . . . .	6 MONTHS	Y	Y	Y	25	23	1	1	33	28	4	1
MONTGOMERY COUNTY	COUNTY JAIL. . . . .	30 DAYS	Y	Y	Y	20	18	1	1	28	24	2	2
MORGAN COUNTY	COUNTY JAIL. . . . .	30 DAYS	Y	Y	Y	18	16	-	2	22	20	-	2
NEWTON COUNTY	COUNTY JAIL. . . . .	2 MONTHS	Y	Y	Y	2	2	-	-	4	4	-	-
NOBLE COUNTY	COUNTY JAIL. . . . .	1 YEAR	Y	Y	N	10	9	1	-	15	14	1	-
OHIO COUNTY	COUNTY JAIL. . . . .	(X)	Y	N	N	1	1	-	-	3	3	-	-
ORANGE COUNTY	COUNTY JAIL. . . . .	14 DAYS	Y	Y	Y	10	10	-	-	15	15	-	-
OWEN COUNTY	COUNTY JAIL. . . . .	90 DAYS	Y	Y	Y	6	4	2	-	8	6	2	-
PERRY COUNTY	COUNTY JAIL. . . . .	1 YEAR	Y	Y	Y	6	4	1	1	10	7	1	2
PIKE COUNTY	COUNTY JAIL. . . . .	2 MONTHS	Y	Y	Y	3	3	-	-	5	4	1	-
PORTER COUNTY	COUNTY JAIL. . . . .	6 MONTHS	Y	Y	Y	65	59	2	4	80	74	2	4
POSEY COUNTY	COUNTY JAIL. . . . .	1 YEAR	Y	Y	Y	4	4	-	-	7	7	-	-
PULASKI COUNTY	COUNTY JAIL. . . . .	30 DAYS	Y	Y	Y	1	1	-	-	3	3	-	-
PUTNAM COUNTY	COUNTY JAIL. . . . .	2 MONTHS	Y	Y	Y	4	4	-	-	10	9	1	-
RANDOLPH COUNTY	COUNTY JAIL. . . . .	1 YEAR	Y	Y	Y	14	11	1	2	23	20	2	1
RIPLEY COUNTY	COUNTY JAIL. . . . .	70 DAYS	Y	Y	Y	6	6	-	-	9	9	-	-
RUSH COUNTY	COUNTY JAIL. . . . .	6 MONTHS	Y	Y	Y	24	20	1	3	27	25	2	-
ST. JOSEPH COUNTY	COUNTY JAIL. . . . .	1 YEAR	Y	Y	Y	60	54	4	2	68	62	4	2
SCOTT COUNTY	COUNTY JAIL. . . . .	15 DAYS	Y	Y	Y	12	11	1	-	13	12	1	-
SHELBY COUNTY	COUNTY JAIL. . . . .	6 MONTHS	Y	Y	Y	30	23	2	5	35	26	2	7
SPENCER COUNTY	COUNTY JAIL. . . . .	1 YEAR	Y	Y	Y	4	4	-	-	6	6	-	-
STARKE COUNTY	COUNTY JAIL. . . . .	6 MONTHS	Y	Y	Y	15	12	-	3	21	16	2	3
STEBEN COUNTY	COUNTY JAIL. . . . .	10 DAYS	Y	Y	Y	6	4	1	1	10	6	2	2
SULLIVAN COUNTY	COUNTY JAIL. . . . .	6 MONTHS	Y	Y	Y	4	3	-	1	7	5	1	1
SWITZERLAND COUNTY	COUNTY JAIL. . . . .	30 DAYS	Y	Y	Y	4	4	-	-	7	6	1	-
TIPPECANOE COUNTY	COUNTY JAIL. . . . .	6 MONTHS	Y	Y	Y	20	16	1	3	25	21	1	3
TIPTON COUNTY	COUNTY JAIL. . . . .	6 MONTHS	Y	Y	Y	4	4	-	-	6	6	-	-
VANDEBURGH COUNTY	COUNTY JAIL. . . . .	1 YEAR	Y	Y	Y	140	124	9	7	145	129	9	7
VERMILLION COUNTY	COUNTY JAIL. . . . .	2 MONTHS	Y	Y	Y	6	5	1	-	8	7	1	-
VIGO COUNTY	COUNTY JAIL. . . . .	1 YEAR	Y	Y	Y	32	30	2	-	42	39	3	-
WABASH COUNTY	COUNTY JAIL. . . . .	6 MONTHS	Y	Y	Y	20	15	1	4	25	20	1	4
WARREN COUNTY	COUNTY JAIL. . . . .	1 YEAR	Y	Y	Y	1	1	-	-	2	2	-	-
WARRICK COUNTY	COUNTY JAIL. . . . .	6 MONTHS	Y	Y	Y	6	5	-	1	10	9	-	1
WASHINGTON COUNTY	COUNTY JAIL. . . . .	6 MONTHS	Y	Y	Y	15	12	1	2	20	16	1	3
WAYNE COUNTY	COUNTY JAIL. . . . .	60 DAYS	Y	Y	Y	52	41	3	8	58	46	4	8
WELLS COUNTY	COUNTY JAIL. . . . .	1 YEAR	Y	Y	Y	10	9	1	-	16	15	1	-
WHITLEY COUNTY	COUNTY JAIL. . . . .	1 YEAR	Y	Y	Y	2	2	-	-	3	3	-	-
STATE TOTAL			Y 90 N 0	Y 87 N 3	Y 83 N 7	2 552	2 262	136	154	3 035	2 685	175	175

See footnotes at end of table.

Table 1. Inmate data, by county, by local jail within county—Continued

Name of county	Name of jail	Number of inmates on February 15, 1978 by detention status							
		Total	Not yet arraigned	Arraigned and awaiting trial	Awaiting sentence	Serving sentence of 1 year or less	Serving sentence of more than one year	Being held on probation and parole violation charges	Other
INDIANA--CONTINUED									
MARSHALL COUNTY	COUNTY JAIL. . . . .	24	2	13	5	2	-	2	
MARTIN COUNTY	COUNTY JAIL. . . . .	7	2	-	1	4	-	-	
MIAMI COUNTY	COUNTY JAIL. . . . .	11	2	4	1	4	-	-	
MONROE COUNTY	COUNTY JAIL. . . . .	28	3	15	-	8	-	2	
MONTGOMERY COUNTY	COUNTY JAIL. . . . .	16	2	11	2	-	-	1	
MORGAN COUNTY	COUNTY JAIL. . . . .	15	2	7	-	6	-	-	
NEWTON COUNTY	COUNTY JAIL. . . . .	3	-	2	-	1	-	-	
NOBLE COUNTY	COUNTY JAIL. . . . .	10	-	4	-	6	-	-	
OHIO COUNTY	COUNTY JAIL. . . . .	2	1	-	1	-	-	-	
ORANGE COUNTY	COUNTY JAIL. . . . .	11	8	3	-	-	-	-	
OWEN COUNTY	COUNTY JAIL. . . . .	4	2	1	-	-	-	1	
PERRY COUNTY	COUNTY JAIL. . . . .	6	-	6	-	-	-	-	
PIKE COUNTY	COUNTY JAIL. . . . .	-	-	-	-	-	-	-	
PORTER COUNTY	COUNTY JAIL. . . . .	67	5	54	7	1	-	-	
POSEY COUNTY	COUNTY JAIL. . . . .	7	2	2	1	2	-	-	
PULASKI COUNTY	COUNTY JAIL. . . . .	6	3	2	-	1	-	-	
PUTNAM COUNTY	COUNTY JAIL. . . . .	10	3	7	-	-	-	-	
RANDOLPH COUNTY	COUNTY JAIL. . . . .	12	4	8	-	-	-	-	
RIPLEY COUNTY	COUNTY JAIL. . . . .	4	-	2	-	2	-	-	
RUSH COUNTY	COUNTY JAIL. . . . .	20	3	16	-	1	-	-	
ST. JOSEPH COUNTY	COUNTY JAIL. . . . .	54	-	46	2	6	-	-	
SCOTT COUNTY	COUNTY JAIL. . . . .	15	1	13	1	-	-	-	
SHELBY COUNTY	COUNTY JAIL. . . . .	26	-	13	6	7	-	-	
SPENCER COUNTY	COUNTY JAIL. . . . .	3	-	2	-	1	-	-	
STARKE COUNTY	COUNTY JAIL. . . . .	9	-	-	6	3	-	-	
STEBEN COUNTY	COUNTY JAIL. . . . .	5	5	-	-	-	-	-	
SULLIVAN COUNTY	COUNTY JAIL. . . . .	1	-	-	-	1	-	-	
SWITZERLAND COUNTY	COUNTY JAIL. . . . .	-	-	-	-	-	-	-	
TIPPECANOE COUNTY	COUNTY JAIL. . . . .	11	-	10	1	-	-	-	
TIPTON COUNTY	COUNTY JAIL. . . . .	4	-	2	1	1	-	-	
VANDEBURGH COUNTY	COUNTY JAIL. . . . .	119	8	63	9	35	3	1	
VERMILLION COUNTY	COUNTY JAIL. . . . .	1	1	-	-	-	-	-	
VIGO COUNTY	COUNTY JAIL. . . . .	32	-	24	-	8	-	-	
WABASH COUNTY	COUNTY JAIL. . . . .	13	2	3	4	4	-	-	
WARREN COUNTY	COUNTY JAIL. . . . .	1	-	1	-	-	-	-	
WARRICK COUNTY	COUNTY JAIL. . . . .	8	1	4	1	2	-	-	
WASHINGTON COUNTY	COUNTY JAIL. . . . .	9	-	7	-	2	-	-	
WAYNE COUNTY	COUNTY JAIL. . . . .	44	4	26	-	14	-	-	
WELLS COUNTY	COUNTY JAIL. . . . .	14	8	3	-	3	-	-	
WHITLEY COUNTY	COUNTY JAIL. . . . .	1	1	-	-	-	-	-	
STATE TOTAL		2 301	269	1 443	141	365	25	28	30



Table 1. Inmate data, by county, by local jail within county—Continued

Name of county	Name of jail	Normal maximum sentence possible by law*	Types of persons confined (Y=Yes, N=No)			Average 1-day inmate population							
			Adult male	Adult female	Juvenile	Weekday			Weekend				
						Total	Adult male	Adult female	Juvenile	Total	Adult male	Adult female	Juvenile
IOWA (91 JAILS)													
ADAIR COUNTY	COUNTY JAIL. . . . .	1 YEAR	Y	Y	Y	1	1	-	-	2	2	-	-
ADAMS COUNTY	COUNTY JAIL. . . . .	1 YEAR	Y	N	Y	1	1	-	-	1	1	-	-
ALLAMAKEE COUNTY	COUNTY JAIL. . . . .	1 YEAR	Y	Y	N	1	1	-	-	2	2	-	-
APPANOOSE COUNTY	COUNTY JAIL. . . . .	1 YEAR	Y	Y	Y	3	3	-	-	3	3	-	-
AUDUBON COUNTY	COUNTY JAIL. . . . .	1 YEAR	Y	Y	Y	2	2	-	-	2	2	-	-
BENTON COUNTY	COUNTY JAIL. . . . .	1 YEAR	Y	Y	Y	3	1	1	1	5	3	1	1
BLACK HAWK COUNTY	COUNTY JAIL. . . . .	1 YEAR	Y	Y	Y	45	40	4	1	49	42	4	3
BREMER COUNTY	COUNTY JAIL. . . . .	1 YEAR	Y	Y	Y	1	1	-	-	2	2	-	-
BUCHANAN COUNTY	COUNTY JAIL. . . . .	1 YEAR	Y	Y	N	5	4	1	-	6	5	1	-
BUENA VISTA COUNTY	COUNTY JAIL. . . . .	1 YEAR	Y	Y	Y	10	8	1	1	14	12	1	1
BUTLER COUNTY	COUNTY JAIL. . . . .	1 YEAR	Y	Y	Y	2	2	-	-	2	2	-	-
CALHOUN COUNTY	COUNTY JAIL. . . . .	1 YEAR	Y	Y	Y	1	1	-	-	2	2	-	-
CARROLL COUNTY	COUNTY JAIL. . . . .	1 YEAR	Y	Y	Y	1	1	-	-	2	2	-	-
CEDAR COUNTY	COUNTY JAIL. . . . .	1 YEAR	Y	Y	Y	2	2	-	-	3	3	-	-
CERRO GORDO COUNTY	COUNTY JAIL. . . . .	1 YEAR	Y	Y	Y	12	11	1	-	12	11	1	-
CHICKASAW COUNTY	COUNTY JAIL. . . . .	1 YEAR	Y	Y	Y	3	3	-	-	5	5	-	-
CLARKE COUNTY	COUNTY JAIL. . . . .	1 YEAR	Y	N	N	2	2	-	-	4	4	-	-
CLAY COUNTY	COUNTY JAIL. . . . .	1 YEAR	Y	N	Y	1	1	-	-	1	1	-	-
CLAYTON COUNTY	COUNTY JAIL. . . . .	1 YEAR	Y	Y	N	4	4	-	-	5	5	-	-
CLINTON COUNTY	COUNTY JAIL. . . . .	1 YEAR	Y	Y	Y	20	17	1	2	25	20	1	4
CRAWFORD COUNTY	COUNTY JAIL. . . . .	1 YEAR	Y	Y	Y	2	2	-	-	3	3	-	-
DALLAS COUNTY	COUNTY JAIL. . . . .	1 YEAR	Y	Y	Y	4	3	1	-	5	4	1	-
DAVIS COUNTY	COUNTY JAIL. . . . .	1 YEAR	Y	Y	Y	2	2	-	-	3	2	1	-
DELAWARE COUNTY	COUNTY JAIL. . . . .	1 YEAR	Y	Y	Y	2	2	-	-	2	2	-	-
DES MOINES COUNTY	COUNTY JAIL. . . . .	1 YEAR	Y	Y	Y	15	15	-	-	16	16	-	-
DICKINSON COUNTY	COUNTY JAIL. . . . .	1 YEAR	Y	Y	Y	4	4	-	-	10	9	1	-
DUBUQUE COUNTY	COUNTY JAIL. . . . .	1 YEAR	Y	Y	Y	7	5	1	1	8	6	1	1
EMMET COUNTY	COUNTY JAIL. . . . .	1 YEAR	Y	Y	Y	2	2	-	-	2	2	-	-
FAYETTE COUNTY	COUNTY JAIL. . . . .	1 YEAR	Y	Y	N	1	1	-	-	3	3	-	-
FLOYD COUNTY	COUNTY JAIL. . . . .	1 YEAR	Y	Y	Y	3	3	-	-	6	6	-	-
FRANKLIN COUNTY	COUNTY JAIL. . . . .	1 YEAR	Y	N	Y	5	5	-	-	5	5	-	-
FREMONT COUNTY	COUNTY JAIL. . . . .	1 YEAR	Y	Y	Y	2	2	-	-	3	3	-	-
GREENE COUNTY	COUNTY JAIL. . . . .	1 YEAR	Y	Y	Y	4	2	1	1	6	4	1	1
GRUNDY COUNTY	COUNTY JAIL. . . . .	1 YEAR	Y	Y	Y	3	3	-	-	4	4	-	-
GUTHRIE COUNTY	COUNTY JAIL. . . . .	1 YEAR	Y	Y	Y	2	2	-	-	3	3	-	-
HAMILTON COUNTY	WEBSTER CITY JAIL. . . . .	1 YEAR	Y	N	N	1	1	-	-	2	2	-	-
HARDIN COUNTY	COUNTY JAIL. . . . .	1 YEAR	Y	Y	Y	7	7	-	-	8	8	-	-
HARRISON COUNTY	COUNTY JAIL. . . . .	1 YEAR	Y	Y	Y	3	3	-	-	3	3	-	-
HENRY COUNTY	COUNTY JAIL. . . . .	1 YEAR	Y	Y	Y	2	2	-	-	3	3	-	-
HOWARD COUNTY	COUNTY JAIL. . . . .	1 YEAR	Y	Y	N	2	2	-	-	2	2	-	-
HUMBOLDT COUNTY	COUNTY JAIL. . . . .	1 YEAR	Y	Y	Y	1	1	-	-	2	2	-	-
IOWA COUNTY	COUNTY JAIL. . . . .	1 YEAR	Y	N	Y	2	2	-	-	2	2	-	-
JACKSON COUNTY	COUNTY JAIL. . . . .	30 DAYS	Y	Y	Y	4	3	1	-	5	4	1	-
JASPER COUNTY	COUNTY JAIL. . . . .	1 YEAR	Y	Y	Y	8	8	-	-	11	11	-	-
JEFFERSON COUNTY	COUNTY JAIL. . . . .	1 YEAR	Y	Y	Y	2	2	-	-	3	3	-	-
JOHNSON COUNTY	COUNTY JAIL. . . . .	1 YEAR	Y	Y	Y	14	14	-	-	18	17	1	-
JONES COUNTY	COUNTY JAIL. . . . .	1 YEAR	Y	Y	N	3	3	-	-	5	4	1	-
KEOKUK COUNTY	COUNTY JAIL. . . . .	1 YEAR	Y	Y	Y	2	2	-	-	3	3	-	-

See footnotes at end of table.

Table 1. Inmate data, by county, by local jail within county—Continued

Name of county	Name of jail	Number of inmates on February 15, 1978 by detention status							
		Total	Not yet arraigned	Arraigned and awaiting trial	Awaiting sentence	Serving sentence of 1 year or less	Serving sentence of more than one year	Being held on probation and parole violation charges	Other
IOWA (91 JAILS)									
ADAIR COUNTY	COUNTY JAIL. . . . .	654	89	231	66	234	-	27	7
ADAMS COUNTY	COUNTY JAIL. . . . .	2	-	2	-	-	-	-	-
ALLAMAKEE COUNTY	COUNTY JAIL. . . . .	1	-	1	-	-	-	-	-
APPANOOSE COUNTY	COUNTY JAIL. . . . .	2	1	1	-	-	-	-	-
AUDUBON COUNTY	COUNTY JAIL. . . . .	6	-	3	-	2	-	1	-
BENTON COUNTY	COUNTY JAIL. . . . .	2	-	-	-	1	-	1	-
BLACK HAWK COUNTY	COUNTY JAIL. . . . .	3	2	-	-	1	-	-	-
BREMER COUNTY	COUNTY JAIL. . . . .	49	1	21	3	18	-	6	-
BUCHANAN COUNTY	COUNTY JAIL. . . . .	2	-	1	-	-	-	-	1
BUENA VISTA COUNTY	COUNTY JAIL. . . . .	8	3	1	-	3	-	1	-
BUTLER COUNTY	COUNTY JAIL. . . . .	11	-	5	3	3	-	-	-
CALHOUN COUNTY	COUNTY JAIL. . . . .	-	-	-	-	-	-	-	-
CARROLL COUNTY	COUNTY JAIL. . . . .	1	-	-	-	1	-	-	-
CEDAR COUNTY	COUNTY JAIL. . . . .	2	-	1	-	1	-	-	-
CERRO GORDO COUNTY	COUNTY JAIL. . . . .	11	-	7	1	3	-	-	-
CHICKASAW COUNTY	COUNTY JAIL. . . . .	2	-	-	-	2	-	-	-
CLARKE COUNTY	COUNTY JAIL. . . . .	3	-	-	-	-	-	-	-
CLAY COUNTY	COUNTY JAIL. . . . .	3	-	3	-	-	-	-	-
CLAYTON COUNTY	COUNTY JAIL. . . . .	5	-	-	-	-	-	-	-
CLINTON COUNTY	COUNTY JAIL. . . . .	21	-	11	-	5	-	-	-
CRAWFORD COUNTY	COUNTY JAIL. . . . .	3	1	-	-	10	-	-	-
DALLAS COUNTY	COUNTY JAIL. . . . .	2	-	1	1	2	-	-	-
DAVIS COUNTY	COUNTY JAIL. . . . .	2	-	-	1	1	-	-	-
DELAWARE COUNTY	COUNTY JAIL. . . . .	-	-	-	-	-	-	-	-
DES MOINES COUNTY	COUNTY JAIL. . . . .	12	-	8	-	4	-	-	-
DICKINSON COUNTY	COUNTY JAIL. . . . .	2	-	-	-	2	-	-	-
DUBUQUE COUNTY	COUNTY JAIL. . . . .	10	5	-	-	3	-	2	-
EMMET COUNTY	COUNTY JAIL. . . . .	3	-	1	-	2	-	-	2
FAYETTE COUNTY	COUNTY JAIL. . . . .	-	-	-	-	-	-	-	-
FLOYD COUNTY	COUNTY JAIL. . . . .	2	2	-	-	-	-	-	-
FRANKLIN COUNTY	COUNTY JAIL. . . . .	3	-	-	-	3	-	-	-
FREMONT COUNTY	COUNTY JAIL. . . . .	2	-	1	1	-	-	-	-
GREENE COUNTY	COUNTY JAIL. . . . .	2	-	1	-	1	-	-	-
GRUNDY COUNTY	COUNTY JAIL. . . . .	2	-	1	-	1	-	-	-
GUTHRIE COUNTY	COUNTY JAIL. . . . .	2	-	1	-	1	-	-	-
HAMILTON COUNTY	WEBSTER CITY JAIL. . . . .	-	-	-	-	1	-	-	-
HARDIN COUNTY	COUNTY JAIL. . . . .	6	-	1	1	4	-	-	-
HARRISON COUNTY	COUNTY JAIL. . . . .	3	1	-	-	2	-	-	-
HENRY COUNTY	COUNTY JAIL. . . . .	5	-	1	1	3	-	-	-
HOWARD COUNTY	COUNTY JAIL. . . . .	1	-	-	-	1	-	-	-
HUMBOLDT COUNTY	COUNTY JAIL. . . . .	-	-	-	-	-	-	-	-
IOWA COUNTY	COUNTY JAIL. . . . .	1	-	1	-	-	-	-	-
JACKSON COUNTY	COUNTY JAIL. . . . .	3	-	3	-	-	-	-	-
JASPER COUNTY	COUNTY JAIL. . . . .	5	-	-	-	2	-	-	3
JEFFERSON COUNTY	COUNTY JAIL. . . . .	-	-	-	-	-	-	-	-
JOHNSON COUNTY	COUNTY JAIL. . . . .	17	2	2	-	10	-	3	-
JONES COUNTY	COUNTY JAIL. . . . .	4	-	-	1	3	-	-	-
KEOKUK COUNTY	COUNTY JAIL. . . . .	3	-	1	-	2	-	-	-

Table 1. Inmate data, by county, by local jail within county—Continued

Name of county	Name of jail	Normal maximum sentence possible by law*	Types of persons confined (Y=Yes, N=No)			Average 1-day inmate population							
			Adult male	Adult female	Juvenile	Weekday				Weekend			
						Total	Adult male	Adult female	Juvenile	Total	Adult male	Adult female	Juvenile
IOWA--CONTINUED													
KOSSUTH COUNTY	COUNTY JAIL. . . . .	1 YEAR	Y	Y	Y	1	1	-	-	2	2	-	-
LINN COUNTY	COUNTY JAIL. . . . .	1 YEAR	Y	Y	N	70	65	5	-	85	80	5	-
LOUISA COUNTY	COUNTY JAIL. . . . .	1 YEAR	Y	Y	Y	3	3	-	-	5	5	-	-
LUCAS COUNTY	COUNTY JAIL. . . . .	1 YEAR	Y	Y	Y	2	1	-	1	2	1	-	1
LYON COUNTY	COUNTY JAIL. . . . .	1 YEAR	Y	Y	N	2	2	-	-	2	2	-	-
MADISON COUNTY	COUNTY JAIL. . . . .	1 YEAR	Y	Y	Y	1	1	-	-	2	2	-	-
MAHASKA COUNTY	COUNTY JAIL. . . . .	1 YEAR	Y	Y	Y	8	8	-	-	13	10	1	2
MARION COUNTY	COUNTY JAIL. . . . .	1 YEAR	Y	N	N	3	3	-	-	3	3	-	-
MARSHALL COUNTY	COUNTY JAIL. . . . .	1 YEAR	Y	Y	N	16	15	1	-	20	18	2	-
MILLS COUNTY	COUNTY JAIL. . . . .	6 MONTHS	Y	Y	N	3	3	-	-	3	3	-	-
MITCHELL COUNTY	COUNTY JAIL. . . . .	1 YEAR	Y	Y	Y	2	2	-	-	3	3	-	-
MONONA COUNTY	COUNTY JAIL. . . . .	1 YEAR	Y	Y	Y	4	3	1	-	6	5	1	-
MONROE COUNTY	COUNTY JAIL. . . . .	1 YEAR	Y	Y	Y	4	4	-	-	4	4	-	-
MONTGOMERY COUNTY	COUNTY JAIL. . . . .	1 YEAR	Y	Y	Y	4	4	-	-	5	5	-	-
MUSCATINE COUNTY	COUNTY JAIL. . . . .	1 YEAR	Y	Y	Y	9	9	-	-	13	13	-	-
OSCEOLA COUNTY	COUNTY JAIL. . . . .	1 YEAR	Y	Y	Y	1	1	-	-	2	2	-	-
PAGE COUNTY	COUNTY JAIL. . . . .	1 YEAR	Y	Y	Y	5	5	-	-	6	6	-	-
PALO ALTO COUNTY	COUNTY JAIL. . . . .	1 YEAR	Y	Y	Y	1	1	-	-	2	1	1	-
POCAHONTAS COUNTY	COUNTY JAIL. . . . .	2 YEARS	Y	Y	Y	2	2	-	-	2	2	-	-
POLK COUNTY	COUNTY JAIL. . . . .	1 YEAR	Y	Y	Y	114	103	8	3	123	110	10	3
	DES MOINES CITY JAIL . . . . .	1 YEAR	Y	Y	Y	28	20	5	3	43	25	10	8
POTTAWATTAMIE COUNTY	COUNTY JAIL. . . . .	1 YEAR	Y	Y	N	24	22	2	-	30	28	2	-
POWESHIEK COUNTY	COUNTY JAIL. . . . .	1 YEAR	Y	N	Y	3	3	-	-	4	4	-	-
RINGGOLD COUNTY	COUNTY JAIL. . . . .	1 YEAR	Y	N	N	2	2	-	-	2	2	-	-
SAC COUNTY	COUNTY JAIL. . . . .	1 YEAR	Y	Y	Y	2	2	-	-	2	2	-	-
SCOTT COUNTY	COUNTY JAIL. . . . .	1 YEAR	Y	Y	Y	43	36	5	2	50	44	4	2
SHELBY COUNTY	COUNTY JAIL. . . . .	1 YEAR	Y	Y	N	1	1	-	-	1	1	-	-
SIoux COUNTY	COUNTY JAIL. . . . .	1 YEAR	Y	Y	Y	2	2	-	-	4	4	-	-
STORY COUNTY	COUNTY JAIL. . . . .	1 YEAR	Y	Y	Y	15	14	1	-	16	15	1	-
TAYLOR COUNTY	COUNTY JAIL. . . . .	30 DAYS	Y	Y	N	1	1	-	-	2	2	-	-
UNION COUNTY	COUNTY JAIL. . . . .	1 YEAR	Y	Y	Y	5	4	-	1	8	6	-	2
VAN BUREN COUNTY	COUNTY JAIL. . . . .	1 YEAR	Y	Y	Y	8	8	-	-	10	10	-	-
WAPELLO COUNTY	COUNTY JAIL. . . . .	1 YEAR	Y	Y	N	21	20	1	-	24	23	1	-
WARREN COUNTY	COUNTY JAIL. . . . .	1 YEAR	Y	Y	Y	10	9	1	-	15	14	1	-
WASHINGTON COUNTY	COUNTY JAIL. . . . .	1 YEAR	Y	Y	Y	6	4	1	1	6	4	1	1
WAYNE COUNTY	COUNTY JAIL. . . . .	1 YEAR	Y	Y	Y	5	5	-	-	6	6	-	-
WEBSTER COUNTY	COUNTY JAIL. . . . .	1 YEAR	Y	Y	N	15	14	1	-	17	16	1	-
WINNEBAGO COUNTY	COUNTY LAW ENFORCEMENT CENTER	1 YEAR	Y	Y	Y	2	1	1	-	2	1	1	-
WINNESHIEK COUNTY	COUNTY JAIL. . . . .	1 YEAR	Y	Y	Y	2	2	-	-	3	3	-	-
WOODBURY COUNTY	COUNTY JAIL. . . . .	1 YEAR	Y	N	Y	25	24	-	1	26	25	-	1
	SIoux CITY JAIL. . . . .	30 DAYS	Y	Y	N	10	9	1	-	15	13	2	-
WORTH COUNTY	COUNTY JAIL. . . . .	1 YEAR	Y	N	N	1	1	-	-	1	1	-	-
WRIGHT COUNTY	COUNTY JAIL. . . . .	1 YEAR	Y	Y	Y	4	3	1	-	5	4	1	-
STATE TOTAL			Y 91 N 0	Y 80 N 11	Y 70 N 21	719	652	48	19	888	795	62	31

See footnotes at end of table.

Table 1. Inmate data, by county, by local jail within county—Continued

Name of county	Name of jail	Number of inmates on February 15, 1978 by detention status						
		Total	Not yet arraigned	Arraigned and awaiting trial	Awaiting sentence	Serving sentence of 1 year or less	Serving sentence of more than one year	Being held on probation and parole violation charges
IOWA--CONTINUED								
KOSSUTH COUNTY	COUNTY JAIL. . . . .	-	-	-	-	-	-	-
LINN COUNTY	COUNTY JAIL. . . . .	43	6	14	19	4	-	-
LOUISA COUNTY	COUNTY JAIL. . . . .	2	-	-	-	2	-	-
LUCAS COUNTY	COUNTY JAIL. . . . .	-	-	-	-	-	-	-
LYON COUNTY	COUNTY JAIL. . . . .	2	-	-	1	1	-	-
MADISON COUNTY	COUNTY JAIL. . . . .	2	2	-	-	-	-	-
MAHASKA COUNTY	COUNTY JAIL. . . . .	9	-	3	3	2	-	-
MARION COUNTY	COUNTY JAIL. . . . .	4	1	1	1	-	-	1
MARSHALL COUNTY	COUNTY JAIL. . . . .	14	2	-	-	11	-	-
MILLS COUNTY	COUNTY JAIL. . . . .	4	2	1	-	1	-	1
MITCHELL COUNTY	COUNTY JAIL. . . . .	-	-	-	-	-	-	-
MONONA COUNTY	COUNTY JAIL. . . . .	4	-	-	-	4	-	-
MONROE COUNTY	COUNTY JAIL. . . . .	-	-	-	-	-	-	-
MONTGOMERY COUNTY	COUNTY JAIL. . . . .	6	-	2	1	3	-	-
MUSCATINE COUNTY	COUNTY JAIL. . . . .	8	1	-	-	7	-	-
OSCEOLA COUNTY	COUNTY JAIL. . . . .	5	2	-	-	-	-	-
PAGE COUNTY	COUNTY JAIL. . . . .	6	2	3	1	-	-	-
PALO ALTO COUNTY	COUNTY JAIL. . . . .	-	-	-	-	-	-	-
POCAHONTAS COUNTY	COUNTY JAIL. . . . .	2	2	-	-	-	-	-
POLK COUNTY	COUNTY JAIL. . . . .	101	16	36	9	34	-	-
	DES MOINES CITY JAIL . . . . .	23	-	18	5	-	-	6
POTTAWATTAMIE COUNTY	COUNTY JAIL. . . . .	24	1	13	1	9	-	-
POWESHIEK COUNTY	COUNTY JAIL. . . . .	2	-	2	-	-	-	-
RINGGOLD COUNTY	COUNTY JAIL. . . . .	2	-	1	1	-	-	-
SAC COUNTY	COUNTY JAIL. . . . .	2	1	-	-	1	-	-
SCOTT COUNTY	COUNTY JAIL. . . . .	43	22	14	-	7	-	-
SHELBY COUNTY	COUNTY JAIL. . . . .	-	-	-	-	-	-	-
SIoux COUNTY	COUNTY JAIL. . . . .	5	-	-	-	-	-	-
STORY COUNTY	COUNTY JAIL. . . . .	13	2	8	-	3	-	-
TAYLOR COUNTY	COUNTY JAIL. . . . .	-	-	-	-	-	-	-
UNION COUNTY	COUNTY JAIL. . . . .	6	-	2	2	2	-	-
VAN BUREN COUNTY	COUNTY JAIL. . . . .	8	-	1	1	2	-	-
WAPELLO COUNTY	COUNTY JAIL. . . . .	19	2	8	4	4	-	4
WARREN COUNTY	COUNTY JAIL. . . . .	9	-	4	1	4	-	1
WASHINGTON COUNTY	COUNTY JAIL. . . . .	2	-	-	-	2	-	-
WAYNE COUNTY	COUNTY JAIL. . . . .	5	-	-	-	3	-	-
WEBSTER COUNTY	COUNTY JAIL. . . . .	16	-	5	1	10	-	-
WINNEBAGO COUNTY	COUNTY LAW ENFORCEMENT CENTER	2	1	-	-	1	-	-
WINNESHIEK COUNTY	COUNTY JAIL. . . . .	1	-	-	-	1	-	-
WOODBURY COUNTY	COUNTY JAIL. . . . .	24	2	11	1	9	-	-
	SIoux CITY JAIL. . . . .	6	-	-	-	2	-	1
WORTH COUNTY	COUNTY JAIL. . . . .	-	-	-	-	-	-	1
WRIGHT COUNTY	COUNTY JAIL. . . . .	4	2	1	1	-	-	-
STATE TOTAL		654	89	231	66	234	-	27

Table 1. Inmate data, by county, by local jail within county—Continued

Name of county	Name of jail	Normal maximum sentence possible by law*	Types of persons confined (Y=Yes, N=No)			Average 1-day inmate population							
			Adult male	Adult female	Juvenile	Weekday			Weekend				
						Total	Adult male	Adult female	Juvenile	Total	Adult male	Adult female	Juvenile
KANSAS (86 JAILS)													
ALLEN COUNTY	COUNTY JAIL. . . . .	1 YEAR	Y	Y	Y	7	5	1	1	7	5	1	1
ATCHISON COUNTY	COUNTY JAIL. . . . .	1 YEAR	Y	Y	Y	5	1	-	4	5	1	-	4
BARBER COUNTY	COUNTY JAIL. . . . .	1 YEAR	Y	Y	N	1	1	-	-	2	2	-	-
BARTON COUNTY	COUNTY JAIL. . . . .	1 YEAR	Y	Y	Y	23	18	3	2	25	19	4	2
BOURBON COUNTY	COUNTY JAIL. . . . .	1 YEAR	Y	Y	N	11	11	-	-	20	19	1	-
BROWN COUNTY	COUNTY JAIL. . . . .	1 YEAR	Y	Y	Y	5	5	-	-	8	8	-	-
BUTLER COUNTY	COUNTY JAIL. . . . .	1 YEAR	Y	Y	Y	20	18	-	2	23	21	-	2
CHAUTAUQUA COUNTY	COUNTY JAIL. . . . .	1 YEAR	Y	Y	N	2	2	-	-	3	3	-	-
CHEROKEE COUNTY	COUNTY JAIL. . . . .	1 YEAR	Y	Y	Y	6	4	1	1	8	6	1	1
CHEYENNE COUNTY	COUNTY JAIL. . . . .	1 YEAR	Y	Y	Y	1	1	-	-	1	1	-	-
CLARK COUNTY	COUNTY JAIL. . . . .	1 YEAR	Y	Y	Y	1	1	-	-	2	2	-	-
CLOUD COUNTY	COUNTY JAIL. . . . .	1 YEAR	Y	Y	Y	8	7	1	-	9	7	1	1
COWLEY COUNTY	COUNTY JAIL. . . . .	1 YEAR	Y	Y	Y	25	22	1	2	30	24	2	4
CRAWFORD COUNTY	COUNTY JAIL. . . . .	1 YEAR	Y	Y	Y	8	7	1	-	11	10	1	-
DECATUR COUNTY	COUNTY JAIL. . . . .	14 DAYS	Y	Y	Y	1	1	-	-	3	3	-	-
DICKINSON COUNTY	COUNTY JAIL. . . . .	1 YEAR	Y	Y	Y	8	6	1	1	11	9	1	1
DONIPHAN COUNTY	COUNTY JAIL. . . . .	1 YEAR	Y	Y	Y	3	3	-	-	4	4	-	-
DOUGLAS COUNTY	COUNTY JAIL. . . . .	1 YEAR	Y	Y	Y	34	29	2	3	42	36	2	4
EDWARDS COUNTY	COUNTY JAIL. . . . .	1 YEAR	Y	Y	N	3	3	-	-	5	4	1	-
ELK COUNTY	COUNTY JAIL. . . . .	1 YEAR	Y	Y	Y	2	2	-	-	2	2	-	-
ELLIS COUNTY	COUNTY JAIL. . . . .	1 YEAR	Y	Y	Y	7	6	-	1	9	8	-	1
ELLSWORTH COUNTY	COUNTY JAIL. . . . .	(X)	Y	Y	Y	1	1	-	-	1	1	-	-
FINNEY COUNTY	COUNTY JAIL. . . . .	1 YEAR	Y	Y	Y	15	12	1	2	17	13	2	2
FORD COUNTY	COUNTY JAIL. . . . .	1 YEAR	Y	Y	Y	7	7	-	-	7	7	-	-
FRANKLIN COUNTY	COUNTY JAIL. . . . .	1 YEAR	Y	Y	Y	5	4	1	-	7	5	2	-
GEARY COUNTY	COUNTY JAIL. . . . .	1 YEAR	Y	Y	Y	18	15	2	1	22	18	4	-
GRAHAM COUNTY	COUNTY JAIL. . . . .	1 YEAR	Y	Y	Y	3	3	-	-	1	1	-	-
GRANT COUNTY	COUNTY JAIL. . . . .	1 YEAR	Y	Y	Y	3	3	-	-	5	4	-	1
GREENWOOD COUNTY	COUNTY JAIL. . . . .	1 YEAR	Y	Y	Y	5	4	1	-	13	10	2	1
	EUREKA CITY JAIL. . . . .	3 DAYS	Y	Y	Y	1	1	-	-	1	1	-	-
HARPER COUNTY	COUNTY JAIL. . . . .	1 YEAR	Y	Y	Y	3	3	-	-	3	3	-	-
HARVEY COUNTY	COUNTY JAIL. . . . .	(NA)	N	N	N	15	15	-	-	15	15	-	-
HODGEMAN COUNTY	COUNTY JAIL. . . . .	(X)	Y	N	N	1	1	-	-	1	1	-	-
JEFFERSON COUNTY	COUNTY JAIL. . . . .	1 YEAR	Y	Y	Y	3	2	-	1	4	3	-	1
JEWELL COUNTY	COUNTY JAIL. . . . .	1 YEAR	Y	Y	Y	1	1	-	-	2	2	-	-
JOHNSON COUNTY	COUNTY JAIL. . . . .	1 YEAR	Y	Y	Y	50	47	2	1	54	52	2	-
KEARNY COUNTY	COUNTY JAIL. . . . .	1 YEAR	Y	Y	Y	2	2	-	-	3	1	1	1
KINGMAN COUNTY	COUNTY JAIL. . . . .	1 YEAR	Y	Y	Y	3	1	1	1	3	1	1	1
KIOWA COUNTY	COUNTY JAIL. . . . .	1 YEAR	Y	Y	Y	1	1	-	-	2	1	1	-
LABETTE COUNTY	COUNTY JAIL. . . . .	1 YEAR	Y	Y	Y	3	2	-	1	3	3	-	-
LANE COUNTY	COUNTY JAIL. . . . .	1 YEAR	Y	N	Y	1	1	-	-	1	1	-	-
LEAVENWORTH COUNTY	COUNTY JAIL. . . . .	1 YEAR	Y	Y	Y	32	29	1	2	33	30	1	2
LINCOLN COUNTY	COUNTY JAIL. . . . .	1 YEAR	Y	Y	Y	3	1	1	1	3	1	1	1
LYON COUNTY	COUNTY JAIL. . . . .	1 YEAR	Y	Y	Y	15	14	1	-	20	19	1	-
MCPHERSON COUNTY	COUNTY JAIL. . . . .	1 YEAR	Y	Y	Y	9	8	1	-	9	9	-	-
MARION COUNTY	COUNTY JAIL. . . . .	1 YEAR	Y	Y	N	2	2	-	-	3	3	-	-
MEADE COUNTY	COUNTY JAIL. . . . .	1 YEAR	Y	Y	Y	3	3	-	-	4	4	-	-
MIAMI COUNTY	COUNTY JAIL. . . . .	1 YEAR	Y	Y	Y	5	4	-	1	7	6	-	1

See footnotes at end of table.

Table 1. Inmate data, by county, by local jail within county—Continued

Name of county	Name of jail	Number of inmates on February 15, 1978 by detention status							
		Total	Not yet arraigned	Arraigned and awaiting trial	Awaiting sentence	Serving sentence of 1 year or less	Serving sentence of more than one year	Being held on probation and parole violation charges	Other
ALLEN COUNTY	COUNTY JAIL. . . . .	1	-	-	-	1	-	-	-
ATCHISON COUNTY	COUNTY JAIL. . . . .	3	-	3	-	-	-	-	-
BARBER COUNTY	COUNTY JAIL. . . . .	-	-	-	-	-	-	-	-
BARTON COUNTY	COUNTY JAIL. . . . .	22	1	9	-	3	-	-	9
BOURBON COUNTY	COUNTY JAIL. . . . .	10	1	1	-	7	-	-	-
BROWN COUNTY	COUNTY JAIL. . . . .	9	-	2	-	8	-	-	-
BUTLER COUNTY	COUNTY JAIL. . . . .	16	1	3	-	12	-	-	-
CHAUTAUQUA COUNTY	COUNTY JAIL. . . . .	2	-	1	1	-	-	-	-
CHEROKEE COUNTY	COUNTY JAIL. . . . .	8	-	1	1	6	-	-	-
CHEYENNE COUNTY	COUNTY JAIL. . . . .	-	-	-	-	-	-	-	-
CLARK COUNTY	COUNTY JAIL. . . . .	1	-	-	-	-	-	-	-
CLOUD COUNTY	COUNTY JAIL. . . . .	5	3	2	-	-	1	-	-
COWLEY COUNTY	COUNTY JAIL. . . . .	36	4	6	4	20	-	-	-
CRAWFORD COUNTY	COUNTY JAIL. . . . .	2	-	1	-	-	-	-	2
DECATUR COUNTY	COUNTY JAIL. . . . .	1	1	-	-	-	-	-	1
DICKINSON COUNTY	COUNTY JAIL. . . . .	7	-	2	2	3	-	-	-
DONIPHAN COUNTY	COUNTY JAIL. . . . .	1	-	-	-	1	-	-	-
DOUGLAS COUNTY	COUNTY JAIL. . . . .	39	3	22	8	4	-	-	-
EDWARDS COUNTY	COUNTY JAIL. . . . .	-	-	-	-	-	-	-	2
ELK COUNTY	COUNTY JAIL. . . . .	-	-	-	-	-	-	-	-
ELLIS COUNTY	COUNTY JAIL. . . . .	5	1	-	2	1	-	-	1
ELLSWORTH COUNTY	COUNTY JAIL. . . . .	2	-	2	-	-	-	-	-
FINNEY COUNTY	COUNTY JAIL. . . . .	14	-	13	-	-	-	-	-
FORD COUNTY	COUNTY JAIL. . . . .	5	-	1	2	2	-	-	-
FRANKLIN COUNTY	COUNTY JAIL. . . . .	1	-	-	-	-	-	-	-
GEARY COUNTY	COUNTY JAIL. . . . .	18	1	8	-	9	-	-	-
GRAHAM COUNTY	COUNTY JAIL. . . . .	-	-	-	-	-	-	-	-
GRANT COUNTY	COUNTY JAIL. . . . .	1	-	1	-	-	-	-	-
GREENWOOD COUNTY	COUNTY JAIL. . . . .	7	3	1	2	-	-	-	-
	EUREKA CITY JAIL. . . . .	1	-	-	-	1	-	-	1
HARPER COUNTY	COUNTY JAIL. . . . .	2	-	1	-	1	-	-	-
HARVEY COUNTY	COUNTY JAIL. . . . .	15	(NA)	(NA)	(NA)	(NA)	(NA)	(NA)	(NA)
HODGEMAN COUNTY	COUNTY JAIL. . . . .	-	-	-	-	-	-	-	-
JEFFERSON COUNTY	COUNTY JAIL. . . . .	3	-	3	-	-	-	-	-
JEWELL COUNTY	COUNTY JAIL. . . . .	-	-	-	-	-	-	-	-
JOHNSON COUNTY	COUNTY JAIL. . . . .	50	-	20	6	5	-	-	3
KEARNY COUNTY	COUNTY JAIL. . . . .	2	-	1	-	-	-	-	1
KINGMAN COUNTY	COUNTY JAIL. . . . .	1	-	-	-	1	-	-	-
KIOWA COUNTY	COUNTY JAIL. . . . .	2	1	-	-	1	-	-	-
LABETTE COUNTY	COUNTY JAIL. . . . .	7	-	5	1	1	-	-	-
LANE COUNTY	COUNTY JAIL. . . . .	2	-	-	-	1	1	-	-
LEAVENWORTH COUNTY	COUNTY JAIL. . . . .	35	-	10	2	5	-	-	-
LINCOLN COUNTY	COUNTY JAIL. . . . .	-	-	-	-	-	-	-	18
LYON COUNTY	COUNTY JAIL. . . . .	15	-	11	-	3	1	-	-
MCPHERSON COUNTY	COUNTY JAIL. . . . .	6	-	2	-	2	2	-	-
MARION COUNTY	COUNTY JAIL. . . . .	-	-	-	-	-	-	-	-
MEADE COUNTY	COUNTY JAIL. . . . .	2	-	-	-	2	-	-	-
MIAMI COUNTY	COUNTY JAIL. . . . .	5	-	3	-	2	-	-	-

Table 1. Inmate data, by county, by local jail within county—Continued

Name of county	Name of jail	Normal maximum sentence possible by law*	Types of persons confined (Y=Yes, N=No)			Average 1-day inmate population							
			Adult male	Adult female	Juvenile	Weekday				Weekend			
						Total	Adult male	Adult female	Juvenile	Total	Adult male	Adult female	Juvenile
KANSAS--CONTINUED													
MITCHELL COUNTY	COUNTY JAIL. . . . .	1 YEAR	Y	Y	Y	3	3	-	-	5	5	-	-
MONTGOMERY COUNTY	COUNTY JAIL. . . . .	1 YEAR	Y	Y	Y	11	10	1	-	11	10	1	-
MORRIS COUNTY	COUNTY JAIL. . . . .	6 MONTHS	Y	Y	Y	1	1	-	-	2	2	-	-
MORTON COUNTY	COUNTY JAIL. . . . .	1 YEAR	Y	Y	Y	2	2	-	-	2	2	-	-
NEOSHO COUNTY	COUNTY JAIL. . . . .	1 YEAR	Y	Y	Y	6	6	-	-	6	6	-	-
NESS COUNTY	COUNTY JAIL. . . . .	6 MONTHS	Y	Y	Y	2	2	-	-	2	2	-	-
NORTON COUNTY	COUNTY JAIL. . . . .	1 YEAR	Y	Y	Y	2	2	-	-	2	2	-	-
OSBORNE COUNTY	COUNTY JAIL. . . . .	1 YEAR	Y	Y	Y	1	1	-	-	1	1	-	-
OTTAWA COUNTY	COUNTY JAIL. . . . .	1 YEAR	Y	N	N	3	3	-	-	5	5	-	-
PAWNEE COUNTY	COUNTY JAIL. . . . .	1 YEAR	Y	Y	Y	3	3	-	-	6	5	1	-
POTTAWATOMIE COUNTY	COUNTY JAIL. . . . .	1 YEAR	Y	Y	Y	6	5	1	-	8	6	1	1
PRATT COUNTY	COUNTY JAIL. . . . .	1 YEAR	Y	Y	Y	2	2	-	-	4	3	1	-
RAWLINS COUNTY	COUNTY JAIL. . . . .	1 YEAR	Y	Y	Y	2	2	-	-	3	3	-	-
RENO COUNTY	COUNTY JAIL. . . . .	1 YEAR	Y	Y	Y	45	40	1	4	52	43	4	5
REPUBLIC COUNTY	COUNTY JAIL. . . . .	1 YEAR	Y	Y	Y	1	1	-	-	1	1	-	-
RICE COUNTY	COUNTY JAIL. . . . .	1 YEAR	Y	Y	Y	3	3	-	-	5	4	1	-
RILEY COUNTY	COUNTY JAIL. . . . .	1 YEAR	Y	Y	Y	16	14	1	1	18	16	1	1
ROOKS COUNTY	COUNTY JAIL. . . . .	1 YEAR	Y	Y	Y	5	4	1	-	6	5	1	-
RUSSELL COUNTY	COUNTY JAIL. . . . .	30 DAYS	Y	Y	Y	2	2	-	-	3	3	-	-
SALINE COUNTY	COUNTY JAIL. . . . .	1 YEAR	Y	Y	Y	46	40	2	4	55	46	3	6
SCOTT COUNTY	COUNTY JAIL. . . . .	1 YEAR	Y	Y	Y	3	3	-	-	5	5	-	-
SEDGWICK COUNTY	COUNTY JAIL. . . . .	1 YEAR	Y	Y	N	160	150	10	-	175	160	15	-
SEWARD COUNTY	COUNTY JAIL. . . . .	1 YEAR	Y	Y	Y	12	8	2	2	15	11	2	2
SHAWNEE COUNTY	COUNTY JAIL. . . . .	1 YEAR	Y	Y	Y	97	93	1	3	97	93	1	3
SHERIDAN COUNTY	COUNTY JAIL. . . . .	(X)	Y	Y	Y	1	1	-	-	1	1	-	-
SHERMAN COUNTY	COUNTY JAIL. . . . .	1 YEAR	Y	Y	Y	6	6	-	-	6	6	-	-
SMITH COUNTY	COUNTY JAIL. . . . .	1 YEAR	Y	Y	Y	3	3	-	-	5	3	1	1
STANTON COUNTY	COUNTY JAIL. . . . .	1 YEAR	Y	Y	Y	1	1	-	-	2	2	-	-
STEVENS COUNTY	COUNTY JAIL. . . . .	1 YEAR	Y	Y	Y	1	1	-	-	1	1	-	-
SUMNER COUNTY	COUNTY JAIL. . . . .	1 YEAR	Y	Y	Y	16	12	1	3	19	16	1	2
THOMAS COUNTY	COUNTY JAIL. . . . .	1 YEAR	Y	Y	Y	5	5	-	-	5	5	-	-
WABAUNSEE COUNTY	COUNTY JAIL. . . . .	1 YEAR	Y	Y	Y	1	1	-	-	1	1	-	-
WALLACE COUNTY	COUNTY JAIL. . . . .	3 DAYS	Y	Y	Y	1	1	-	-	1	1	-	-
WASHINGTON COUNTY	COUNTY JAIL. . . . .	6 MONTHS	Y	Y	Y	3	3	-	-	5	3	1	1
WILSON COUNTY	COUNTY JAIL. . . . .	1 YEAR	Y	Y	Y	1	1	-	-	2	2	-	-
WOODSON COUNTY	COUNTY JAIL. . . . .	1 YEAR	Y	Y	Y	1	1	-	-	1	1	-	-
WYANDOTTE COUNTY	COUNTY JAIL. . . . .	1 YEAR	Y	Y	Y	73	60	5	8	73	60	5	8
	KANSAS CITY JAIL . . . . .	30 DAYS	Y	Y	N	4	3	1	-	4	3	1	-
STATE TOTAL			Y 85 N 1	Y 82 N 4	Y 76 N 10	942	839	50	53	1 089	953	74	62

See footnotes at end of table.

Table 1. Inmate data, by county, by local jail within county—Continued

Name of county	Name of jail	Number of inmates on February 15, 1978 by detention status								
		Total	Not yet arraigned	Arraigned and awaiting trial	Awaiting sentence	Serving sentence of 1 year or less	Serving sentence of more than one year	Being held on probation and parole violation charges	Other	
KANSAS--CONTINUED										
MITCHELL COUNTY	COUNTY JAIL. . . . .	5	-	4	-	-	-	-	1	-
MONTGOMERY COUNTY	COUNTY JAIL. . . . .	18	1	15	-	2	-	-	-	-
MORRIS COUNTY	COUNTY JAIL. . . . .	1	1	-	-	-	-	-	-	-
MORTON COUNTY	COUNTY JAIL. . . . .	2	-	1	-	1	-	-	-	-
NEOSHO COUNTY	COUNTY JAIL. . . . .	6	-	3	2	1	-	-	-	-
NESS COUNTY	COUNTY JAIL. . . . .	-	-	-	-	-	-	-	-	-
NORTON COUNTY	COUNTY JAIL. . . . .	2	1	-	-	1	-	-	-	-
OSBORNE COUNTY	COUNTY JAIL. . . . .	-	-	-	-	-	-	-	-	-
OTTAWA COUNTY	COUNTY JAIL. . . . .	5	-	3	-	2	-	-	-	-
PAWNEE COUNTY	COUNTY JAIL. . . . .	8	2	4	1	1	-	-	-	-
POTTAWATOMIE COUNTY	COUNTY JAIL. . . . .	6	-	6	-	-	-	-	-	-
PRATT COUNTY	COUNTY JAIL. . . . .	-	-	-	-	-	-	-	-	-
RAWLINS COUNTY	COUNTY JAIL. . . . .	6	-	-	-	4	-	-	2	-
RENO COUNTY	COUNTY JAIL. . . . .	55	4	44	3	3	-	-	1	-
REPUBLIC COUNTY	COUNTY JAIL. . . . .	-	-	-	-	-	-	-	-	-
RICE COUNTY	COUNTY JAIL. . . . .	3	1	1	-	1	-	-	-	-
RILEY COUNTY	COUNTY JAIL. . . . .	16	-	11	-	5	-	-	-	-
ROOKS COUNTY	COUNTY JAIL. . . . .	2	1	-	-	-	-	-	1	-
RUSSELL COUNTY	COUNTY JAIL. . . . .	2	-	1	-	1	-	-	-	-
SALINE COUNTY	COUNTY JAIL. . . . .	34	-	15	-	16	-	-	2	1
SCOTT COUNTY	COUNTY JAIL. . . . .	-	-	-	-	-	-	-	-	-
SEDGWICK COUNTY	COUNTY JAIL. . . . .	165	26	96	19	15	-	-	9	-
SEWARD COUNTY	COUNTY JAIL. . . . .	17	2	5	-	10	-	-	-	-
SHAWNEE COUNTY	COUNTY JAIL. . . . .	92	-	51	9	16	-	-	4	12
SHERIDAN COUNTY	COUNTY JAIL. . . . .	-	-	-	-	-	-	-	-	-
SHERMAN COUNTY	COUNTY JAIL. . . . .	6	-	4	1	1	-	-	-	-
SMITH COUNTY	COUNTY JAIL. . . . .	3	2	-	-	1	-	-	-	-
STANTON COUNTY	COUNTY JAIL. . . . .	4	4	-	-	-	-	-	-	-
STEVENS COUNTY	COUNTY JAIL. . . . .	1	-	-	-	-	-	-	1	-
SUMNER COUNTY	COUNTY JAIL. . . . .	9	1	5	2	1	-	-	-	-
THOMAS COUNTY	COUNTY JAIL. . . . .	2	1	-	-	-	-	-	1	-
WABAUNSEE COUNTY	COUNTY JAIL. . . . .	2	-	-	-	2	-	-	-	-
WALLACE COUNTY	COUNTY JAIL. . . . .	-	-	-	-	-	-	-	-	-
WASHINGTON COUNTY	COUNTY JAIL. . . . .	1	1	-	-	-	-	-	-	-
WILSON COUNTY	COUNTY JAIL. . . . .	-	-	-	-	-	-	-	-	-
WOODSON COUNTY	COUNTY JAIL. . . . .	-	-	-	-	-	-	-	-	-
WYANDOTTE COUNTY	COUNTY JAIL. . . . .	87	-	74	10	3	-	-	-	-
	KANSAS CITY JAIL . . . . .	10	8	-	-	2	-	-	-	-
STATE TOTAL		934	76	478	78	191	5	40	51	-



Table 1. Inmate data, by county, by local jail within county—Continued

Name of county	Name of jail	Normal maximum sentence possible by law*	Types of persons confined (Y=Yes, N=No)			Average 1-day inmate population								
			Adult male	Adult female	Juvenile	Weekday			Weekend					
						Total	Adult male	Adult female	Juvenile	Total	Adult male	Adult female	Juvenile	
MICHIGAN (93 JAILS)														
ALCONA COUNTY	COUNTY JAIL. . . . .	1 YEAR	Y	Y	Y	1	1	-	-	2	2	-	-	
ALGER COUNTY	COUNTY JAIL. . . . .	1 YEAR	Y	Y	Y	2	2	-	-	5	4	-	1	
ALLEGAN COUNTY	COUNTY JAIL. . . . .	1 YEAR	Y	Y	N	46	45	1	-	50	49	1	-	
ALPENA COUNTY	COUNTY JAIL. . . . .	1 YEAR	Y	Y	Y	10	10	-	-	12	12	-	-	
ANTRIM COUNTY	COUNTY JAIL. . . . .	1 YEAR	Y	Y	Y	12	12	-	-	14	14	-	-	
ARENAC COUNTY	COUNTY JAIL. . . . .	1 YEAR	Y	N	N	12	12	-	-	14	14	-	-	
BARRY COUNTY	COUNTY JAIL. . . . .	1 YEAR	Y	Y	Y	29	28	1	-	31	30	1	-	
BAY COUNTY	COUNTY JAIL. . . . .	1 YEAR	Y	Y	N	70	64	6	-	85	77	8	-	
BENZIE COUNTY	COUNTY JAIL. . . . .	1 YEAR	Y	N	Y	5	5	-	-	7	7	-	-	
BERRIEN COUNTY	COUNTY JAIL. . . . .	1 YEAR	Y	Y	N	200	185	15	-	250	230	20	-	
BRANCH COUNTY	COUNTY JAIL. . . . .	1 YEAR	Y	Y	Y	35	30	4	1	45	40	5	-	
CALHOUN COUNTY	COUNTY JAIL. . . . .	1 YEAR	Y	Y	Y	95	90	3	2	105	100	3	2	
CASS COUNTY	COUNTY JAIL. . . . .	1 YEAR	Y	Y	Y	24	23	-	1	28	26	1	1	
CHARLEVOIX COUNTY	COUNTY JAIL. . . . .	1 YEAR	Y	Y	Y	9	7	1	1	11	9	1	1	
CHEBOYGAN COUNTY	COUNTY JAIL. . . . .	1 YEAR	Y	Y	Y	16	14	1	1	17	15	1	1	
CHIPPEWA COUNTY	COUNTY JAIL. . . . .	1 YEAR	Y	Y	Y	21	20	-	1	28	25	1	2	
CLARE COUNTY	COUNTY JAIL. . . . .	1 YEAR	Y	N	N	12	12	-	-	15	15	-	-	
CLINTON COUNTY	COUNTY JAIL. . . . .	1 YEAR	Y	Y	Y	18	18	-	-	20	20	-	-	
CRAWFORD COUNTY	COUNTY JAIL. . . . .	1 YEAR	Y	Y	N	15	14	1	-	18	17	1	-	
DELTA COUNTY	COUNTY JAIL. . . . .	1 YEAR	Y	Y	Y	23	21	1	1	26	23	2	1	
DICKINSON COUNTY	COUNTY JAIL. . . . .	1 YEAR	Y	Y	Y	9	9	-	-	11	11	-	-	
EATON COUNTY	COUNTY JAIL. . . . .	NO MAXIMUM	Y	Y	N	44	40	4	-	54	50	4	-	
EMMET COUNTY	COUNTY JAIL. . . . .	1 YEAR	Y	Y	Y	10	9	1	-	12	10	1	1	
GENESEE COUNTY	COUNTY JAIL. . . . .	1 YEAR	Y	Y	N	305	290	15	-	315	295	20	-	
	FLINT CITY JAIL. . . . .	10 DAYS	Y	Y	N	16	13	3	-	20	18	2	-	
GLADWIN COUNTY	COUNTY JAIL. . . . .	1 YEAR	Y	Y	Y	8	7	-	1	10	9	-	1	
GOGEBIC COUNTY	COUNTY JAIL. . . . .	1 YEAR	Y	Y	Y	12	11	-	1	14	13	-	1	
GRAND TRAVERSE COUNTY	COUNTY JAIL. . . . .	1 YEAR	Y	Y	Y	37	32	3	2	42	36	4	2	
GRATIOT COUNTY	COUNTY JAIL. . . . .	1 YEAR	Y	Y	N	17	16	1	-	20	19	1	-	
HILLSDALE COUNTY	COUNTY JAIL. . . . .	1 YEAR	Y	Y	Y	14	12	1	1	19	17	1	1	
HOUGHTON COUNTY	COUNTY JAIL. . . . .	1 YEAR	Y	Y	N	15	14	1	-	20	18	2	-	
HURON COUNTY	COUNTY JAIL. . . . .	1 YEAR	Y	Y	N	25	25	-	-	28	27	1	-	
INGHAM COUNTY	COUNTY JAIL. . . . .	1 YEAR	Y	Y	Y	195	166	26	3	216	185	28	3	
IONIA COUNTY	COUNTY JAIL. . . . .	1 YEAR	Y	Y	Y	23	21	2	-	29	27	2	-	
IOSCO COUNTY	COUNTY JAIL. . . . .	1 YEAR	Y	Y	Y	20	19	1	-	26	25	1	-	
IRON COUNTY	COUNTY JAIL. . . . .	1 YEAR	Y	Y	Y	5	4	1	-	7	5	1	1	
ISABELLA COUNTY	COUNTY JAIL. . . . .	1 YEAR	Y	Y	Y	17	16	1	-	22	21	1	-	
JACKSON COUNTY	COUNTY JAIL. . . . .	1 YEAR	Y	Y	Y	75	69	6	-	90	84	6	-	
KALAMAZOO COUNTY	COUNTY JAIL. . . . .	NO MAXIMUM	Y	Y	N	180	130	50	-	181	131	50	-	
	KALAMAZOO CITY JAIL. . . . .	1 YEAR	Y	Y	N	6	5	1	-	10	9	1	-	
KENT COUNTY	COUNTY CORRECTIONAL FACILITY	1 YEAR	Y	Y	N	422	375	47	-	430	384	46	-	
	COUNTY SHERIFFS HONOR CAMP .	1 YEAR	Y	N	N	45	45	-	-	45	45	-	-	
KEWEENAW COUNTY	COUNTY JAIL. . . . .	1 YEAR	Y	Y	N	1	1	-	-	1	1	-	-	
LAKE COUNTY	COUNTY JAIL. . . . .	NO MAXIMUM	Y	Y	Y	9	9	-	-	9	9	-	-	
LAPEER COUNTY	COUNTY JAIL. . . . .	1 YEAR	Y	Y	N	30	28	2	-	42	40	2	-	
LEELANAU COUNTY	COUNTY JAIL. . . . .	1 YEAR	Y	Y	Y	5	4	-	1	5	4	-	1	
LENAWEE COUNTY	COUNTY JAIL. . . . .	1 YEAR	Y	Y	N	70	65	5	-	90	83	7	-	
LIVINGSTON COUNTY	COUNTY JAIL. . . . .	1 YEAR	Y	Y	Y	50	46	4	-	72	66	6	-	
MACKINAC COUNTY	COUNTY JAIL. . . . .	1 YEAR	Y	Y	Y	1	1	-	-	5	3	1	1	

See footnotes at end of table.

Table 1. Inmate data, by county, by local jail within county—Continued

Name of county	Name of jail	Number of inmates on February 15, 1978 by detention status							
		Total	Not yet arraigned	Arraigned and awaiting trial	Awaiting sentence	Serving sentence of 1 year or less	Serving sentence of more than one year	Being held on probation and parole violation charges	Other
MICHIGAN (93 JAILS)									
ALCONA COUNTY	COUNTY JAIL. . . . .	3	-	-	-	3	-	-	-
ALGER COUNTY	COUNTY JAIL. . . . .	4	1	-	-	3	-	-	-
ALLEGAN COUNTY	COUNTY JAIL. . . . .	47	5	17	7	13	-	5	-
ALPENA COUNTY	COUNTY JAIL. . . . .	9	2	1	3	3	-	-	-
ANTRIM COUNTY	COUNTY JAIL. . . . .	8	-	1	-	7	-	-	-
ARENAC COUNTY	COUNTY JAIL. . . . .	13	-	3	-	10	-	-	-
BARRY COUNTY	COUNTY JAIL. . . . .	27	2	2	-	22	-	-	-
BAY COUNTY	COUNTY JAIL. . . . .	83	4	46	4	25	-	1	-
BENZIE COUNTY	COUNTY JAIL. . . . .	7	1	5	-	1	-	-	-
BERRIEN COUNTY	COUNTY JAIL. . . . .	167	9	34	19	99	-	5	1
BRANCH COUNTY	COUNTY JAIL. . . . .	39	-	8	-	29	-	2	-
CALHOUN COUNTY	COUNTY JAIL. . . . .	91	2	41	8	36	-	4	-
CASS COUNTY	COUNTY JAIL. . . . .	23	-	5	3	15	-	-	-
CHARLEVOIX COUNTY	COUNTY JAIL. . . . .	19	2	2	1	12	-	-	-
CHEBOYGAN COUNTY	COUNTY JAIL. . . . .	18	-	2	4	12	-	2	-
CHIPPEWA COUNTY	COUNTY JAIL. . . . .	16	1	1	14	-	-	-	-
CLARE COUNTY	COUNTY JAIL. . . . .	15	-	5	1	8	-	-	-
CLINTON COUNTY	COUNTY JAIL. . . . .	15	-	3	1	11	-	-	-
CRAWFORD COUNTY	COUNTY JAIL. . . . .	11	6	-	1	4	-	-	-
DELTA COUNTY	COUNTY JAIL. . . . .	21	1	2	-	18	-	-	-
DICKINSON COUNTY	COUNTY JAIL. . . . .	8	3	1	-	4	-	-	-
EATON COUNTY	COUNTY JAIL. . . . .	49	3	16	-	23	7	-	-
EMMET COUNTY	COUNTY JAIL. . . . .	9	1	1	1	6	-	-	-
GENESEE COUNTY	COUNTY JAIL. . . . .	312	5	130	42	135	-	-	-
	FLINT CITY JAIL. . . . .	11	7	4	-	-	-	-	-
GLADWIN COUNTY	COUNTY JAIL. . . . .	6	-	3	-	3	-	-	-
GOGEBIC COUNTY	COUNTY JAIL. . . . .	11	2	3	-	5	-	-	-
GRAND TRAVERSE COUNTY	COUNTY JAIL. . . . .	39	4	12	3	18	2	-	1
GRATIOT COUNTY	COUNTY JAIL. . . . .	16	-	4	-	9	-	-	-
HILLSDALE COUNTY	COUNTY JAIL. . . . .	11	2	4	1	4	-	3	-
HOUGHTON COUNTY	COUNTY JAIL. . . . .	12	-	1	1	10	-	-	-
HURON COUNTY	COUNTY JAIL. . . . .	28	2	1	3	22	-	-	-
INGHAM COUNTY	COUNTY JAIL. . . . .	212	3	113	2	93	-	1	-
IONIA COUNTY	COUNTY JAIL. . . . .	12	3	4	-	5	-	-	-
IOSCO COUNTY	COUNTY JAIL. . . . .	23	-	3	7	13	-	-	-
IRON COUNTY	COUNTY JAIL. . . . .	5	-	2	-	3	-	-	-
ISABELLA COUNTY	COUNTY JAIL. . . . .	18	1	2	-	15	-	-	-
JACKSON COUNTY	COUNTY JAIL. . . . .	65	3	20	12	22	-	8	-
KALAMAZOO COUNTY	COUNTY JAIL. . . . .	187	6	66	60	5	44	3	-
	KALAMAZOO CITY JAIL. . . . .	14	1	4	4	8	-	-	-
KENT COUNTY	COUNTY CORRECTIONAL FACILITY	432	10	169	34	198	-	-	-
	COUNTY SHERIFFS HONOR CAMP .	44	-	-	-	44	-	9	12
KEWEENAW COUNTY	COUNTY JAIL. . . . .	-	-	-	-	-	-	-	-
LAKE COUNTY	COUNTY JAIL. . . . .	8	-	1	-	-	-	-	-
LAPEER COUNTY	COUNTY JAIL. . . . .	31	2	8	1	17	1	-	2
LEELANAU COUNTY	COUNTY JAIL. . . . .	6	-	1	-	5	-	-	-
LENAWEE COUNTY	COUNTY JAIL. . . . .	69	-	20	4	43	-	-	-
LIVINGSTON COUNTY	COUNTY JAIL. . . . .	36	-	19	-	17	-	-	-
MACKINAC COUNTY	COUNTY JAIL. . . . .	5	1	2	-	2	-	-	-

Table 1. Inmate data, by county, by local jail within county—Continued

Name of county	Name of jail	Normal maximum sentence possible by law*	Types of persons confined (Y=Yes, N=No)			Average 1-day inmate population							
			Adult male	Adult female	Juvenile	Weekday				Weekend			
						Total	Adult male	Adult female	Juvenile	Total	Adult male	Adult female	Juvenile
MICHIGAN--CONTINUED													
MACOMB COUNTY	COUNTY JAIL. . . . .	1 YEAR	Y	Y	Y	279	257	20	2	281	260	20	1
MANISTEE COUNTY	COUNTY JAIL. . . . .	1 YEAR	Y	Y	Y	7	5	1	1	8	6	1	1
MARQUETTE COUNTY	COUNTY JAIL. . . . .	1 YEAR	Y	Y	Y	37	35	2	-	40	37	3	-
MASON COUNTY	COUNTY JAIL. . . . .	1 YEAR	Y	Y	N	12	11	1	-	14	13	1	-
MECOSTA COUNTY	COUNTY JAIL. . . . .	1 YEAR	Y	Y	Y	10	9	1	-	12	11	1	-
MEMORINEE COUNTY	COUNTY JAIL. . . . .	1 YEAR	Y	Y	Y	11	11	-	-	11	11	-	-
MIDLAND COUNTY	COUNTY JAIL. . . . .	1 YEAR	Y	Y	Y	31	29	1	1	37	35	1	1
MISSAUKEE COUNTY	COUNTY JAIL. . . . .	1 YEAR	Y	Y	Y	5	5	-	-	8	8	-	-
MONROE COUNTY	COUNTY JAIL. . . . .	1 YEAR	Y	Y	N	60	58	2	-	70	65	5	-
MONTCALM COUNTY	COUNTY JAIL. . . . .	1 YEAR	Y	Y	Y	33	30	2	1	36	33	2	1
MUSKEGON COUNTY	COUNTY JAIL. . . . .	1 YEAR	Y	Y	N	127	113	14	-	142	127	15	-
NEWAYGO COUNTY	COUNTY JAIL. . . . .	NO MAXIMUM	Y	Y	Y	20	20	-	-	24	24	-	-
OAKLAND COUNTY	COUNTY TRUSTY CAMP . . . . .	1 YEAR	Y	N	N	40	40	-	-	40	40	-	-
	CO. LAW ENFORCEMENT COMPLEX.	1 YEAR	Y	Y	N	520	468	52	-	536	483	53	-
	MADISON HEIGHTS CITY JAIL. . . . .	90 DAYS	Y	N	N	2	2	-	-	5	5	-	-
	ROYAL OAK CITY JAIL. . . . .	90 DAYS	Y	N	N	2	2	-	-	4	4	-	-
OCEANA COUNTY	COUNTY JAIL. . . . .	1 YEAR	Y	Y	N	5	5	-	-	7	7	-	-
OGEAW COUNTY	COUNTY JAIL. . . . .	1 YEAR	Y	Y	Y	12	11	1	-	14	13	1	-
ONTONAGON COUNTY	COUNTY JAIL. . . . .	1 YEAR	Y	Y	Y	12	12	-	-	14	14	-	-
OSCEOLA COUNTY	COUNTY JAIL. . . . .	1 YEAR	Y	Y	Y	10	9	-	1	11	11	-	-
OTSEGO COUNTY	COUNTY JAIL. . . . .	1 YEAR	Y	Y	N	19	18	1	-	21	20	1	-
OTTAWA COUNTY	COUNTY JAIL. . . . .	1 YEAR	Y	Y	N	50	47	3	-	55	51	4	-
PRESQUE ISLE COUNTY	COUNTY JAIL. . . . .	1 YEAR	Y	Y	Y	6	6	-	-	6	6	-	-
ROSCOMMON COUNTY	COUNTY JAIL. . . . .	1 YEAR	Y	Y	Y	7	5	1	1	14	10	2	2
SAGINAW COUNTY	COUNTY JAIL. . . . .	1 YEAR	Y	Y	N	160	140	20	-	176	155	21	-
ST. CLAIR COUNTY	COUNTY JAIL. . . . .	1 YEAR	Y	Y	N	85	80	5	-	97	90	7	-
ST. JOSEPH COUNTY	COUNTY JAIL. . . . .	1 YEAR	Y	Y	Y	57	53	2	2	65	61	2	2
SANILAC COUNTY	COUNTY JAIL. . . . .	1 YEAR	Y	Y	Y	16	15	1	-	16	15	1	-
SCHOOLCRAFT COUNTY	COUNTY JAIL. . . . .	1 YEAR	Y	Y	N	6	6	-	-	8	8	-	-
SHIAWASSEE COUNTY	COUNTY JAIL. . . . .	1 YEAR	Y	Y	Y	30	29	1	-	39	38	1	-
TUSCOLA COUNTY	COUNTY JAIL. . . . .	1 YEAR	Y	Y	Y	20	19	1	-	26	23	2	1
VAN BUREN COUNTY	COUNTY JAIL. . . . .	(NA)	N	N	N	69	65	4	-	81	75	6	-
WASHTENAW COUNTY	COUNTY JAIL. . . . .	1 YEAR	Y	Y	N	160	150	10	-	170	158	12	-
WAYNE COUNTY	COUNTY DETENTION ANNEX . . . . .	1 YEAR	Y	Y	N	125	35	90	-	125	35	90	-
	COUNTY JAIL. . . . .	1 YEAR	Y	Y	N	763	714	49	-	763	714	49	-
	DEARBORN CITY JAIL . . . . .	15 DAYS	Y	N	N	8	8	-	-	7	7	-	-
	DETROIT CITY HOUSE OF CORR. . . . .	1 YEAR	Y	N	N	630	630	-	-	645	645	-	-
	FLAT ROCK CITY JAIL. . . . .	30 DAYS	Y	Y	N	1	1	-	-	2	2	-	-
	HIGHLAND PARK CITY JAIL. . . . .	10 DAYS	Y	Y	N	10	8	2	-	11	9	2	-
	INKSTER CITY JAIL. . . . .	5 DAYS	Y	Y	N	6	5	1	-	8	7	1	-
	LINCOLN PARK CITY JAIL. . . . .	5 DAYS	Y	Y	N	5	5	-	-	7	7	-	-
	RIVERVIEW CITY JAIL. . . . .	90 DAYS	Y	N	N	1	1	-	-	3	3	-	-
	SOUTHGATE CITY JAIL. . . . .	90 DAYS	Y	Y	Y	6	4	1	1	8	6	1	1
WEXFORD COUNTY	COUNTY JAIL. . . . .	1 YEAR	Y	Y	Y	19	19	-	-	22	22	-	-
STATE TOTAL	. . . . .		Y 92 N 1	Y 82 N 11	Y 50 N 43	5 815	5 290	498	27	6 317	5 748	538	31

See footnotes at end of table.

Table 1. Inmate data, by county, by local jail within county—Continued

Name of county	Name of jail	Number of inmates on February 15, 1978 by detention status							
		Total	Not yet arraigned	Arrested and awaiting trial	Awaiting sentence	Serving sentence of 1 year or less	Serving sentence of more than one year	Being held on probation and parole violation charges	Other
MICHIGAN--CONTINUED									
MACOMB COUNTY	COUNTY JAIL. . . . .	277	15	104	11	120	-	4	23
MANISTEE COUNTY	COUNTY JAIL. . . . .	2	-	-	-	2	-	-	-
MARQUETTE COUNTY	COUNTY JAIL. . . . .	36	3	11	-	22	-	-	-
MASON COUNTY	COUNTY JAIL. . . . .	14	1	2	3	2	-	-	6
MECOSTA COUNTY	COUNTY JAIL. . . . .	14	1	5	-	8	-	-	-
MEMORINEE COUNTY	COUNTY JAIL. . . . .	12	1	1	-	10	-	-	-
MIDLAND COUNTY	COUNTY JAIL. . . . .	25	-	8	1	16	-	-	-
MISSAUKEE COUNTY	COUNTY JAIL. . . . .	6	-	-	-	6	-	-	-
MONROE COUNTY	COUNTY JAIL. . . . .	63	1	39	9	13	-	1	-
MONTCALM COUNTY	COUNTY JAIL. . . . .	35	1	5	5	24	-	-	-
MUSKEGON COUNTY	COUNTY JAIL. . . . .	134	1	48	6	69	-	10	-
NEWAYGO COUNTY	COUNTY JAIL. . . . .	24	2	1	-	11	10	-	-
OAKLAND COUNTY	COUNTY TRUSTY CAMP . . . . .	33	-	-	-	33	-	-	-
	CO. LAW ENFORCEMENT COMPLEX.	548	25	304	32	156	19	12	-
	MADISON HEIGHTS CITY JAIL. . . . .	1	-	-	-	-	-	-	-
ROYAL OAK CITY JAIL. . . . .	4	2	-	-	2	-	-	-	
OCEANA COUNTY	COUNTY JAIL. . . . .	6	-	-	-	6	-	-	-
OGEAW COUNTY	COUNTY JAIL. . . . .	7	2	3	2	-	-	-	-
ONTONAGON COUNTY	COUNTY JAIL. . . . .	11	-	5	-	6	-	-	-
OSCEOLA COUNTY	COUNTY JAIL. . . . .	6	-	4	1	1	-	-	-
OTSEGO COUNTY	COUNTY JAIL. . . . .	20	-	2	-	18	-	-	-
OTTAWA COUNTY	COUNTY JAIL. . . . .	44	5	14	2	21	-	-	2
PRESQUE ISLE COUNTY	COUNTY JAIL. . . . .	7	-	2	-	5	-	-	-
ROSCOMMON COUNTY	COUNTY JAIL. . . . .	6	-	3	-	3	-	-	-
SAGINAW COUNTY	COUNTY JAIL. . . . .	148	5	53	37	50	-	3	-
ST. CLAIR COUNTY	COUNTY JAIL. . . . .	85	7	20	4	52	-	2	-
ST. JOSEPH COUNTY	COUNTY JAIL. . . . .	48	2	11	6	24	-	4	1
SANILAC COUNTY	COUNTY JAIL. . . . .	9	1	8	-	-	-	-	-
SCHOOLCRAFT COUNTY	COUNTY JAIL. . . . .	7	-	-	-	7	-	-	-
SHIAWASSEE COUNTY	COUNTY JAIL. . . . .	34	-	12	-	21	-	1	-
TUSCOLA COUNTY	COUNTY JAIL. . . . .	21	-	3	2	14	-	2	-
VAN BUREN COUNTY	COUNTY JAIL. . . . .	69	(NA)	(NA)	(NA)	(NA)	(NA)	(NA)	(NA)
WASHTENAW COUNTY	COUNTY JAIL. . . . .	148	11	88	25	24	-	-	-
WAYNE COUNTY	COUNTY DETENTION ANNEX . . . . .	87	-	45	-	40	-	2	-
	COUNTY JAIL. . . . .	745	-	626	100	16	-	3	-
	DEARBORN CITY JAIL . . . . .	4	2	-	-	2	-	-	-
	DETROIT CITY HOUSE OF CORR. . . . .	600	-	-	-	600	-	-	-
	FLAT ROCK CITY JAIL. . . . .	1	-	-	-	-	-	-	-
	HIGHLAND PARK CITY JAIL. . . . .	13	12	1	-	1	-	-	-
	INKSTER CITY JAIL. . . . .	8	5	3	-	-	-	-	-
	LINCOLN PARK CITY JAIL. . . . .	3	1	-	-	2	-	-	-
RIVERVIEW CITY JAIL. . . . .	2	2	-	-	-	-	-	-	
SOUTHGATE CITY JAIL. . . . .	3	3	-	-	-	-	-	-	
WEXFORD COUNTY	COUNTY JAIL. . . . .	23	-	8	5	10	-	-	-
STATE TOTAL	. . . . .	5 708	207	2 231	492	2 477	90	94	48



Table 1. Inmate data, by county, by local jail within county—Continued

Name of county	Name of jail	Normal maximum sentence possible by law*	Types of persons confined (Y=Yes, N=No)			Average 1-day inmate population							
			Adult male	Adult female	Juvenile	Weekday			Weekend				
						Total	Adult male	Adult female	Juvenile	Total	Adult male	Adult female	Juvenile
MINNESOTA--CONTINUED													
ST. LOUIS COUNTY	NE REGIONAL CORRECTIONS CTR. COUNTY JAIL. . . . .	2 YEARS	Y	N	N	85	85	-	-	85	85	-	-
	1 YEAR	Y	Y	N	100	96	4	-	105	100	5	-	
	1 MONTH	Y	Y	N	1	1	-	-	2	2	-	-	
	HIBBING CITY JAIL. . . . .	6 MONTHS	Y	Y	N	1	1	-	-	2	2	-	
SCOTT COUNTY	COUNTY JAIL. . . . .	1 YEAR	Y	Y	N	14	14	-	-	15	15	-	
SIBLEY COUNTY	COUNTY JAIL. . . . .	30 DAYS	Y	Y	N	1	1	-	-	2	2	-	
STEARNS COUNTY	COUNTY JAIL. . . . .	1 YEAR	Y	Y	Y	17	15	1	1	18	16	1	
STEELE COUNTY	COUNTY JAIL. . . . .	1 YEAR	Y	Y	Y	14	14	-	-	17	17	-	
TODD COUNTY	COUNTY JAIL. . . . .	90 DAYS	Y	Y	Y	2	2	-	-	3	3	-	
WABASHA COUNTY	COUNTY JAIL. . . . .	1 YEAR	Y	Y	Y	5	5	-	-	5	5	-	
WADENA COUNTY	COUNTY JAIL. . . . .	1 YEAR	Y	Y	Y	3	3	-	-	3	3	-	
WASECA COUNTY	COUNTY JAIL. . . . .	1 YEAR	Y	Y	Y	8	8	-	-	9	8	1	
WASHINGTON COUNTY	COUNTY JAIL. . . . .	1 YEAR	Y	Y	Y	25	22	1	2	30	27	1	
WINONA COUNTY	COUNTY JAIL. . . . .	1 YEAR	Y	Y	Y	11	10	-	1	14	11	1	
WRIGHT COUNTY	COUNTY JAIL. . . . .	1 YEAR	Y	Y	Y	16	14	1	1	20	17	1	
YELLOW MEDICINE COUNTY	COUNTY JAIL. . . . .	1 YEAR	Y	Y	Y	6	6	-	-	7	7	-	
STATE TOTAL			Y 65 N 0	Y 60 N 5	Y 44 N 21	1 396	1 288	84	24	1 552	1 411	107	37

See footnotes at end of table.

Table 1. Inmate data, by county, by local jail within county—Continued

Name of county	Name of jail	Number of inmates on February 15, 1978 by detention status							Other
		Total	Not yet arraigned	Arraigned and awaiting trial	Awaiting sentence	Serving sentence of 1 year or less	Serving sentence of more than one year	Being held on probation and parole violation charges	
MINNESOTA--CONTINUED									
ST. LOUIS COUNTY	NE REGIONAL CORRECTIONS CTR. COUNTY JAIL. . . . .	78	-	-	-	75	3	-	-
	CHISHOLM CITY JAIL. . . . .	105	4	59	12	26	-	4	-
	HIBBING CITY JAIL. . . . .	6	-	2	-	2	-	-	-
SCOTT COUNTY	COUNTY JAIL. . . . .	16	-	2	-	14	-	-	-
SIBLEY COUNTY	COUNTY JAIL. . . . .	-	-	-	-	-	-	-	-
STEARNS COUNTY	COUNTY JAIL. . . . .	12	-	1	1	9	-	1	-
STEELE COUNTY	COUNTY JAIL. . . . .	12	-	-	-	12	-	-	-
TODD COUNTY	COUNTY JAIL. . . . .	2	-	-	1	1	-	-	-
WABASHA COUNTY	COUNTY JAIL. . . . .	9	-	-	2	6	-	1	-
WADENA COUNTY	COUNTY JAIL. . . . .	9	-	2	-	7	-	-	-
WASECA COUNTY	COUNTY JAIL. . . . .	7	2	-	-	4	-	1	-
WASHINGTON COUNTY	COUNTY JAIL. . . . .	23	2	5	2	13	-	-	1
WINONA COUNTY	COUNTY JAIL. . . . .	9	-	3	1	4	1	-	-
WRIGHT COUNTY	COUNTY JAIL. . . . .	17	2	3	-	10	-	2	-
YELLOW MEDICINE COUNTY	COUNTY JAIL. . . . .	5	-	1	-	3	-	1	-
STATE TOTAL		1 504	82	322	89	948	4	33	26



Table 1. Inmate data, by county, by local jail within county—Continued

Table with columns: Name of county, Name of jail, Normal maximum sentence possible by law\*, Types of persons confined (Adult male, Adult female, Juvenile), and Average 1-day inmate population (Weekday: Total, Adult male, Adult female, Juvenile; Weekend: Total, Adult male, Adult female, Juvenile).

See footnotes at end of table.

Table 1. Inmate data, by county, by local jail within county—Continued

Table with columns: Name of county, Name of jail, and Number of inmates on February 15, 1978 by detention status (Total, Not yet arraigned, Arraigned and awaiting trial, Awaiting sentence, Serving sentence of 1 year or less, Serving sentence of more than one year, Being held on probation and parole violation charges, Other).

Table 1. Inmate data, by county, by local jail within county—Continued

Name of county	Name of jail	Normal maximum sentence possible by law*	Types of persons confined (Y=Yes, N=No)			Average 1-day inmate population							
						Weekday				Weekend			
						Adult male	Adult female	Juvenile	Total	Adult male	Adult female	Juvenile	Total
MISSOURI--CONTINUED													
HOWELL COUNTY	COUNTY JAIL. . . . .	1 YEAR	Y	Y	N	8	8	-	-	9	9	-	-
IRON COUNTY	COUNTY JAIL. . . . .	1 YEAR	Y	N	N	3	3	-	-	3	3	-	-
JACKSON COUNTY	COUNTY JAIL. . . . .	1 YEAR	Y	Y	N	440	410	30	-	440	410	30	-
	KANSAS CITY MUN. CORR. INST. . . . .	6 MONTHS	Y	Y	N	116	107	9	-	122	111	11	-
	LEES SUMMIT CITY JAIL. . . . .	30 DAYS	Y	Y	N	3	2	1	-	4	3	1	-
JASPER COUNTY	COUNTY JAIL. . . . .	1 YEAR	Y	Y	N	69	67	2	-	69	67	2	-
	CARTHAGE CITY JAIL. . . . .	6 MONTHS	Y	N	N	1	1	-	-	2	2	-	-
	JOPLIN CITY JAIL. . . . .	1 YEAR	Y	Y	Y	3	2	-	1	6	4	1	1
JEFFERSON COUNTY	COUNTY JAIL. . . . .	1 YEAR	Y	Y	N	26	24	2	-	28	26	2	-
JOHNSON COUNTY	COUNTY JAIL. . . . .	1 YEAR	Y	Y	Y	10	8	1	1	15	11	2	2
KNOX COUNTY	COUNTY JAIL. . . . .	1 YEAR	Y	Y	N	2	2	-	-	2	2	-	-
LACLEDE COUNTY	COUNTY JAIL. . . . .	1 YEAR	Y	Y	Y	10	8	1	1	12	10	1	1
LAFAYETTE COUNTY	COUNTY JAIL. . . . .	1 YEAR	Y	Y	Y	3	2	-	1	3	2	1	-
LAWRENCE COUNTY	COUNTY JAIL. . . . .	1 YEAR	Y	Y	Y	5	5	-	-	7	7	-	-
LINCOLN COUNTY	COUNTY JAIL. . . . .	1 YEAR	Y	Y	N	7	7	-	-	9	8	1	-
MCDONALD COUNTY	COUNTY JAIL. . . . .	1 YEAR	Y	Y	Y	7	6	1	-	7	6	1	-
MACON COUNTY	COUNTY JAIL. . . . .	1 YEAR	Y	N	N	7	7	-	-	7	7	-	-
MADISON COUNTY	COUNTY JAIL. . . . .	1 YEAR	Y	Y	N	3	3	-	-	3	3	-	-
MARIES COUNTY	COUNTY JAIL. . . . .	1 YEAR	Y	Y	Y	5	4	1	-	5	4	1	-
MARION COUNTY	COUNTY JAIL. . . . .	1 YEAR	Y	Y	Y	10	9	1	-	10	9	1	-
	HANNIBAL CITY JAIL. . . . .	6 MONTHS	Y	Y	Y	5	1	1	3	3	1	-	2
MERCER COUNTY	COUNTY JAIL. . . . .	1 YEAR	Y	Y	Y	4	2	1	1	4	2	1	1
MILLER COUNTY	COUNTY JAIL. . . . .	1 YEAR	Y	Y	N	8	8	-	-	9	9	-	-
MISSISSIPPI COUNTY	COUNTY JAIL. . . . .	2 YEARS	Y	Y	N	23	23	-	-	23	23	-	-
MONITEAU COUNTY	COUNTY JAIL. . . . .	1 YEAR	Y	Y	Y	6	6	-	-	8	8	-	-
MONROE COUNTY	COUNTY JAIL. . . . .	6 MONTHS	Y	N	N	2	2	-	-	2	2	-	-
MONTGOMERY COUNTY	COUNTY JAIL. . . . .	1 YEAR	Y	Y	Y	7	6	1	-	7	6	1	-
MORGAN COUNTY	COUNTY JAIL. . . . .	1 YEAR	Y	Y	Y	4	4	-	-	6	6	-	-
NEWTON COUNTY	COUNTY JAIL. . . . .	1 YEAR	Y	Y	Y	17	15	1	1	20	18	1	1
NODAWAY COUNTY	COUNTY JAIL. . . . .	6 MONTHS	Y	Y	Y	8	7	1	-	11	8	2	1
OREGON COUNTY	COUNTY JAIL. . . . .	6 MONTHS	Y	Y	Y	4	3	1	-	5	4	1	-
OSAGE COUNTY	COUNTY JAIL. . . . .	1 YEAR	Y	N	N	8	8	-	-	12	12	-	-
OZARK COUNTY	COUNTY JAIL. . . . .	1 YEAR	Y	Y	N	2	2	-	-	5	5	-	-
PEMISCOT COUNTY	COUNTY JAIL. . . . .	1 YEAR	Y	Y	Y	24	23	1	-	26	25	1	-
	CARUTHERSVILLE CITY JAIL. . . . .	30 DAYS	Y	Y	N	1	1	-	-	3	3	-	-
	HAYTI CITY JAIL. . . . .	15 DAYS	Y	Y	N	1	1	-	-	3	3	-	-
PERRY COUNTY	COUNTY JAIL. . . . .	1 YEAR	Y	Y	Y	3	2	-	1	4	3	1	-
PETTIS COUNTY	COUNTY JAIL. . . . .	1 YEAR	Y	Y	Y	21	19	2	-	21	19	2	-
	SEDALIA CITY JAIL. . . . .	3 MONTHS	Y	Y	N	1	1	-	-	3	2	1	-
PHELPS COUNTY	COUNTY JAIL. . . . .	1 YEAR	Y	Y	Y	15	14	1	-	17	16	1	-
	ROLLA CITY JAIL. . . . .	10 DAYS	Y	Y	Y	2	2	-	-	3	2	1	-
PIKE COUNTY	COUNTY JAIL. . . . .	1 YEAR	Y	Y	Y	6	6	-	-	11	10	1	-
POLK COUNTY	COUNTY JAIL. . . . .	1 YEAR	Y	Y	Y	6	5	-	1	6	6	-	-
PULASKI COUNTY	COUNTY JAIL. . . . .	1 YEAR	Y	Y	Y	9	7	1	1	12	9	2	1
PUTNAM COUNTY	COUNTY JAIL. . . . .	1 YEAR	Y	Y	N	4	4	-	-	5	5	-	-
RALLS COUNTY	COUNTY JAIL. . . . .	1 YEAR	Y	N	N	4	4	-	-	4	4	-	-
RANDOLPH COUNTY	COUNTY JAIL. . . . .	1 YEAR	Y	Y	Y	20	18	2	-	22	20	2	-
	MOBERLY CITY JAIL. . . . .	30 DAYS	Y	Y	Y	3	1	1	1	4	2	1	1
RAY COUNTY	COUNTY JAIL. . . . .	1 YEAR	Y	Y	Y	12	10	1	1	15	12	2	1
REYNOLDS COUNTY	COUNTY JAIL. . . . .	1 YEAR	Y	N	N	1	1	-	-	2	2	-	-
RIPLEY COUNTY	COUNTY JAIL. . . . .	6 MONTHS	Y	N	N	3	3	-	-	5	5	-	-
ST. CHARLES COUNTY	COUNTY JAIL. . . . .	1 YEAR	Y	Y	Y	32	30	1	1	33	31	1	1
ST. CLAIR COUNTY	COUNTY JAIL. . . . .	1 YEAR	Y	Y	Y	5	4	-	1	7	6	-	1

See footnotes at end of table.

Table 1. Inmate data, by county, by local jail within county—Continued

Name of county	Name of jail	Number of inmates on February 15, 1978 by detention status						
		Total	Not yet arraigned	Arrested and awaiting trial	Awaiting sentence	Serving sentence of 1 year or less	Serving sentence of more than one year	Being held on probation and parole violation charges
MISSOURI--CONTINUED								
HOWELL COUNTY	COUNTY JAIL. . . . .	5	3	-	-	-	-	-
IRON COUNTY	COUNTY JAIL. . . . .	3	1	-	-	2	-	-
JACKSON COUNTY	COUNTY JAIL. . . . .	476	125	216	10	60	-	1
	KANSAS CITY MUN. CORR. INST. . . . .	116	-	2	-	114	-	-
	LEES SUMMIT CITY JAIL. . . . .	3	-	-	-	-	-	-
JASPER COUNTY	COUNTY JAIL. . . . .	70	-	36	-	34	-	-
	CARTHAGE CITY JAIL. . . . .	3	3	-	-	-	-	-
	JOPLIN CITY JAIL. . . . .	5	4	1	-	-	-	-
JEFFERSON COUNTY	COUNTY JAIL. . . . .	15	2	6	3	2	-	-
JOHNSON COUNTY	COUNTY JAIL. . . . .	14	2	4	4	4	-	-
KNOX COUNTY	COUNTY JAIL. . . . .	-	-	-	-	-	-	-
LACLEDE COUNTY	COUNTY JAIL. . . . .	10	4	1	2	2	-	-
LAFAYETTE COUNTY	COUNTY JAIL. . . . .	12	1	1	-	4	-	1
LAWRENCE COUNTY	COUNTY JAIL. . . . .	7	3	4	-	-	-	6
LINCOLN COUNTY	COUNTY JAIL. . . . .	7	-	6	-	1	-	-
MCDONALD COUNTY	COUNTY JAIL. . . . .	4	-	2	-	2	-	-
MACON COUNTY	COUNTY JAIL. . . . .	6	-	3	-	3	-	-
MADISON COUNTY	COUNTY JAIL. . . . .	5	2	1	1	-	-	-
MARIES COUNTY	COUNTY JAIL. . . . .	3	1	2	-	-	-	1
MARION COUNTY	COUNTY JAIL. . . . .	9	-	2	-	-	-	-
	HANNIBAL CITY JAIL. . . . .	4	-	3	-	4	-	2
MERCER COUNTY	COUNTY JAIL. . . . .	3	-	3	-	1	-	1
MILLER COUNTY	COUNTY JAIL. . . . .	5	4	-	-	1	-	-
MISSISSIPPI COUNTY	COUNTY JAIL. . . . .	24	2	14	4	4	-	-
MONITEAU COUNTY	COUNTY JAIL. . . . .	3	-	-	-	1	-	-
MONROE COUNTY	COUNTY JAIL. . . . .	2	1	-	-	1	-	2
MONTGOMERY COUNTY	COUNTY JAIL. . . . .	4	-	1	-	2	-	-
MORGAN COUNTY	COUNTY JAIL. . . . .	3	2	-	-	1	-	1
NEWTON COUNTY	COUNTY JAIL. . . . .	12	1	6	1	2	-	-
NODAWAY COUNTY	COUNTY JAIL. . . . .	11	1	6	1	1	-	1
OREGON COUNTY	COUNTY JAIL. . . . .	1	-	1	-	-	-	2
OSAGE COUNTY	COUNTY JAIL. . . . .	8	-	2	4	2	-	-
OZARK COUNTY	COUNTY JAIL. . . . .	3	1	1	-	-	-	-
PEMISCOT COUNTY	COUNTY JAIL. . . . .	26	7	9	3	7	-	1
	CARUTHERSVILLE CITY JAIL. . . . .	2	-	1	-	1	-	-
	HAYTI CITY JAIL. . . . .	-	-	-	-	-	-	-
PERRY COUNTY	COUNTY JAIL. . . . .	3	1	2	-	-	-	-
PETTIS COUNTY	COUNTY JAIL. . . . .	22	-	20	1	1	-	-
	SEDALIA CITY JAIL. . . . .	2	-	-	-	-	-	-
PHELPS COUNTY	COUNTY JAIL. . . . .	8	-	7	-	1	-	-
	ROLLA CITY JAIL. . . . .	2	-	-	-	2	-	-
PIKE COUNTY	COUNTY JAIL. . . . .	8	1	4	-	-	-	-
POLK COUNTY	COUNTY JAIL. . . . .	4	1	1	-	2	-	3
PULASKI COUNTY	COUNTY JAIL. . . . .	11	-	8	1	2	-	-
PUTNAM COUNTY	COUNTY JAIL. . . . .	2	-	1	-	1	-	-
RALLS COUNTY	COUNTY JAIL. . . . .	-	-	-	-	-	-	-
RANDOLPH COUNTY	COUNTY JAIL. . . . .	16	4	9	-	3	-	-
	MOBERLY CITY JAIL. . . . .	2	-	2	-	-	-	-
RAY COUNTY	COUNTY JAIL. . . . .	11	1	7	-	3	-	-
REYNOLDS COUNTY	COUNTY JAIL. . . . .	-	-	-	-	-	-	-
RIPLEY COUNTY	COUNTY JAIL. . . . .	4	2	1	-	-	-	-
ST. CHARLES COUNTY	COUNTY JAIL. . . . .	28	4	21	-	1	-	1
ST. CLAIR COUNTY	COUNTY JAIL. . . . .	2	-	-	1	1	-	2

Table 1. Inmate data, by county, by local jail within county—Continued

Name of county	Name of jail	Normal maximum sentence possible by law*	Types of persons confined (Y=Yes, N=No)			Average 1-day inmate population							
			Adult male	Adult female	Juvenile	Weekday			Weekend				
						Total	Adult male	Adult female	Juvenile	Total	Adult male	Adult female	Juvenile
MISSOURI--CONTINUED													
ST. FRANCOIS COUNTY	COUNTY JAIL. . . . .	1 YEAR	Y	Y	N	26	25	1	-	31	30	1	-
ST. LOUIS COUNTY	COUNTY JAIL. . . . .	1 YEAR	Y	Y	N	178	155	23	-	179	155	24	-
	COUNTY CORRECTIONAL INST. . . . .	1 YEAR	Y	Y	N	135	125	10	-	137	127	10	-
	JENNINGS CITY JAIL . . . . .	1 YEAR	Y	Y	Y	4	3	1	-	10	7	3	-
	KIRKWOOD CITY JAIL . . . . .	30 DAYS	Y	Y	N	1	1	-	-	2	1	1	-
	ROCK HILL CITY JAIL . . . . .	30 DAYS	Y	Y	N	1	1	-	-	1	1	-	-
	UNIVERSITY CITY JAIL . . . . .	90 DAYS	Y	Y	N	5	4	1	-	6	5	1	-
ST. LOUIS CITY	MUNICIPAL JAIL . . . . .	1 YEAR	Y	N	N	219	219	-	-	223	223	-	-
	MEDIUM SECURITY INSTITUTION. . . . .	1 YEAR	Y	Y	N	500	460	40	-	500	460	40	-
STE. GENEVIEVE COUNTY	COUNTY JAIL. . . . .	1 YEAR	Y	Y	Y	3	3	-	-	5	5	-	-
SALINE COUNTY	COUNTY JAIL. . . . .	1 YEAR	Y	Y	N	19	18	1	-	20	19	1	-
	MARSHALL CITY JAIL . . . . .	3 MONTHS	Y	Y	Y	2	1	-	1	3	2	-	1
SCHUYLER COUNTY	COUNTY JAIL. . . . .	30 DAYS	Y	N	N	1	1	-	-	1	1	-	-
SCOTLAND COUNTY	COUNTY JAIL. . . . .	1 YEAR	Y	N	N	1	1	-	-	1	1	-	-
SCOTT COUNTY	COUNTY JAIL. . . . .	1 YEAR	Y	Y	Y	38	34	2	2	40	36	2	2
	SIKESTON CITY JAIL . . . . .	30 DAYS	Y	Y	Y	1	1	-	-	3	2	-	1
SHANNON COUNTY	COUNTY JAIL. . . . .	1 YEAR	Y	N	N	5	5	-	-	6	6	-	-
SHELBY COUNTY	COUNTY JAIL. . . . .	1 YEAR	Y	Y	Y	3	2	1	-	5	4	1	-
STODDARD COUNTY	COUNTY JAIL. . . . .	1 YEAR	Y	Y	Y	17	15	1	1	23	20	1	2
STONE COUNTY	COUNTY JAIL. . . . .	1 YEAR	Y	Y	Y	2	2	-	-	8	6	1	1
SULLIVAN COUNTY	COUNTY JAIL. . . . .	1 YEAR	Y	N	Y	3	3	-	-	4	4	-	-
TANEY COUNTY	COUNTY JAIL. . . . .	1 YEAR	Y	N	N	10	10	-	-	10	10	-	-
	BRANSON CITY JAIL . . . . .	90 DAYS	Y	Y	N	2	2	-	-	2	2	-	-
TEXAS COUNTY	COUNTY JAIL. . . . .	1 YEAR	Y	Y	Y	10	9	-	1	12	10	1	1
VERNON COUNTY	COUNTY JAIL. . . . .	1 YEAR	Y	Y	Y	6	4	-	2	6	4	-	2
WARREN COUNTY	COUNTY JAIL. . . . .	1 YEAR	Y	Y	Y	4	4	-	-	4	4	-	-
WASHINGTON COUNTY	COUNTY JAIL. . . . .	1 YEAR	Y	N	N	4	4	-	-	5	5	-	-
	POTOSI CITY JAIL . . . . .	90 DAYS	Y	Y	N	1	1	-	-	1	1	-	-
WAYNE COUNTY	COUNTY JAIL. . . . .	1 YEAR	Y	Y	Y	7	6	1	-	10	9	1	-
WEBSTER COUNTY	COUNTY JAIL. . . . .	1 YEAR	Y	Y	Y	11	9	1	1	15	13	1	1
WORTH COUNTY	COUNTY JAIL. . . . .	1 YEAR	Y	Y	Y	1	1	-	-	1	1	-	-
WRIGHT COUNTY	COUNTY JAIL. . . . .	1 YEAR	Y	Y	Y	6	4	1	1	8	6	1	1
STATE TOTAL			Y 137 N 0	Y 115 N 22	Y 76 N 61	2 870	2 639	189	42	3 079	2 823	209	47

See footnotes at end of table.

Table 1. Inmate data, by county, by local jail within county—Continued

Name of county	Name of jail	Number of inmates on February 15, 1978 by detention status							
		Total	Not yet arraigned	Arrested and awaiting trial	Awaiting sentence	Serving sentence of 1 year or less	Serving sentence of more than one year	Being held on probation and parole violation charges	Other
MISSOURI--CONTINUED									
ST. FRANCOIS COUNTY	COUNTY JAIL. . . . .	31	1	8	-	11	-	11	-
ST. LOUIS COUNTY	COUNTY JAIL. . . . .	155	24	70	1	58	-	2	-
	COUNTY CORRECTIONAL INST. . . . .	131	31	44	-	44	-	-	-
	JENNINGS CITY JAIL . . . . .	12	-	7	-	5	-	12	-
	KIRKWOOD CITY JAIL . . . . .	1	-	1	-	-	-	-	-
	ROCK HILL CITY JAIL . . . . .	1	1	-	-	-	-	-	-
	UNIVERSITY CITY JAIL . . . . .	3	1	2	-	-	-	-	-
ST. LOUIS CITY	MUNICIPAL JAIL . . . . .	221	-	175	27	19	-	-	-
	MEDIUM SECURITY INSTITUTION. . . . .	487	-	363	-	124	-	-	-
STE. GENEVIEVE COUNTY	COUNTY JAIL. . . . .	2	-	-	-	2	-	-	-
SALINE COUNTY	COUNTY JAIL. . . . .	20	2	4	-	13	-	1	-
	MARSHALL CITY JAIL . . . . .	2	-	-	-	-	-	-	-
SCHUYLER COUNTY	COUNTY JAIL. . . . .	2	-	1	-	1	-	-	-
SCOTLAND COUNTY	COUNTY JAIL. . . . .	-	-	-	-	-	-	-	-
SCOTT COUNTY	COUNTY JAIL. . . . .	38	3	13	-	17	-	3	2
	SIKESTON CITY JAIL . . . . .	4	4	-	-	-	-	-	-
SHANNON COUNTY	COUNTY JAIL. . . . .	3	1	1	-	1	-	-	-
SHELBY COUNTY	COUNTY JAIL. . . . .	3	-	2	-	-	-	1	-
STODDARD COUNTY	COUNTY JAIL. . . . .	12	2	5	3	1	-	1	-
STONE COUNTY	COUNTY JAIL. . . . .	2	-	2	-	-	-	-	-
SULLIVAN COUNTY	COUNTY JAIL. . . . .	2	1	-	-	1	-	-	-
TANEY COUNTY	COUNTY JAIL. . . . .	10	1	8	-	4	1	-	-
	BRANSON CITY JAIL . . . . .	1	1	-	-	-	-	-	-
TEXAS COUNTY	COUNTY JAIL. . . . .	6	-	2	-	2	-	2	-
VERNON COUNTY	COUNTY JAIL. . . . .	5	-	5	-	-	-	-	-
WARREN COUNTY	COUNTY JAIL. . . . .	4	-	3	-	-	-	1	-
WASHINGTON COUNTY	COUNTY JAIL. . . . .	7	-	6	1	1	-	-	-
	POTOSI CITY JAIL . . . . .	4	-	1	-	2	-	-	-
WAYNE COUNTY	COUNTY JAIL. . . . .	11	1	5	1	4	-	-	-
WEBSTER COUNTY	COUNTY JAIL. . . . .	13	2	6	-	3	-	2	-
WORTH COUNTY	COUNTY JAIL. . . . .	1	-	-	-	1	-	-	-
WRIGHT COUNTY	COUNTY JAIL. . . . .	4	1	2	1	-	-	-	-
STATE TOTAL		2 829	307	1 421	113	788	5	136	59



Table 1. Inmate data, by county, by local jail within county—Continued

Name of county	Name of jail	Normal maximum sentence possible by law*	Types of persons confined (Y=Yes, N=No)			Average 1-day inmate population								
			Adult male	Adult female	Juvenile	Weekday			Weekend					
						Total	Adult male	Adult female	Juvenile	Total	Adult male	Adult female	Juvenile	
NEBRASKA--CONTINUED														
MORRILL COUNTY	COUNTY JAIL. . . . .	6 MONTHS	Y	Y	Y	1	1	-	-	2	2	-	-	
NEMAHA COUNTY	COUNTY JAIL. . . . .	1 YEAR	Y	Y	Y	4	3	1	-	8	5	1	2	
OTOE COUNTY	COUNTY JAIL. . . . .	1 YEAR	Y	Y	Y	3	3	-	-	4	4	-	-	
PAWNEE COUNTY	COUNTY JAIL. . . . .	6 MONTHS	Y	N	N	1	1	-	-	1	1	-	-	
PERKINS COUNTY	COUNTY JAIL. . . . .	30 DAYS	Y	N	N	1	1	-	-	2	2	-	-	
PHELPS COUNTY	HOLDREDGE CITY JAIL. . . . .	30 DAYS	Y	Y	Y	5	4	1	-	7	5	1	1	
PIERCE COUNTY	COUNTY JAIL. . . . .	1 YEAR	Y	Y	Y	1	1	-	-	3	2	-	1	
PLATTE COUNTY	COUNTY JAIL. . . . .	1 YEAR	Y	Y	Y	14	12	1	1	15	13	1	1	
POLK COUNTY	COUNTY JAIL. . . . .	6 MONTHS	Y	Y	Y	2	2	-	-	3	3	-	-	
RED WILLOW COUNTY	COUNTY JAIL. . . . .	1 YEAR	Y	N	N	5	5	-	-	7	7	-	-	
RICHARDSON COUNTY	COUNTY JAIL. . . . .	1 YEAR	Y	Y	Y	4	4	-	-	5	5	-	-	
ROCK COUNTY	COUNTY JAIL. . . . .	6 MONTHS	Y	Y	N	1	1	-	-	2	2	-	-	
SALINE COUNTY	COUNTY JAIL. . . . .	1 YEAR	Y	Y	Y	1	1	-	-	1	1	-	-	
	CRETE CITY JAIL. . . . .	1 MONTH	Y	Y	Y	1	1	-	-	1	1	-	-	
SARPY COUNTY	COUNTY JAIL. . . . .	1 YEAR	Y	Y	Y	26	24	-	2	28	26	-	2	
	BELLEVUE CITY JAIL. . . . .	1 MONTH	Y	Y	Y	2	1	1	-	2	1	1	-	
SAUNDERS COUNTY	COUNTY JAIL. . . . .	6 MONTHS	Y	Y	Y	7	5	1	1	10	8	1	1	
SCOTTS BLUFF COUNTY	COUNTY JAIL. . . . .	1 YEAR	Y	Y	Y	25	21	2	2	30	22	4	4	
SEWARD COUNTY	COUNTY JAIL. . . . .	1 YEAR	Y	Y	Y	4	4	-	-	5	5	-	-	
SHERIDAN COUNTY	COUNTY JAIL. . . . .	6 MONTHS	Y	Y	Y	18	13	4	1	21	15	5	1	
SHERMAN COUNTY	COUNTY JAIL. . . . .	1 YEAR	Y	Y	Y	1	1	-	-	1	1	-	-	
THAYER COUNTY	COUNTY JAIL. . . . .	1 YEAR	Y	Y	Y	2	2	-	-	3	3	-	-	
THURSTON COUNTY	COUNTY JAIL. . . . .	6 MONTHS	Y	Y	Y	14	11	3	-	18	15	3	-	
VALLEY COUNTY	COUNTY JAIL. . . . .	6 MONTHS	Y	Y	Y	3	3	-	-	5	4	1	-	
WASHINGTON COUNTY	COUNTY JAIL. . . . .	1 YEAR	Y	N	N	3	3	-	-	6	6	-	-	
WAYNE COUNTY	COUNTY JAIL. . . . .	1 YEAR	Y	Y	Y	1	1	-	-	1	1	-	-	
WEBSTER COUNTY	COUNTY JAIL. . . . .	1 YEAR	Y	Y	Y	2	1	1	-	2	1	1	-	
YORK COUNTY	COUNTY JAIL. . . . .	6 MONTHS	Y	Y	N	4	4	-	-	7	7	-	-	
STATE TOTAL	. . . . .		Y 75 N 2	Y 64 N 13	Y 60 N 17	545	480	32	33	679	587	44	48	

\* See footnotes at end of table.

Table 1. Inmate data, by county, by local jail within county—Continued

Name of county	Name of jail	Number of inmates on February 15, 1978 by detention status						
		Total	Not yet arraigned	Arraigned and awaiting trial	Awaiting sentence	Serving sentence of 1 year or less	Serving sentence of more than one year	Being held on probation and parole violation charges
NEBRASKA--CONTINUED								
MORRILL COUNTY	COUNTY JAIL. . . . .	-	-	-	-	-	-	-
NEMAHA COUNTY	COUNTY JAIL. . . . .	4	-	-	-	4	-	-
OTOE COUNTY	COUNTY JAIL. . . . .	2	1	-	-	1	-	-
PAWNEE COUNTY	COUNTY JAIL. . . . .	2	-	1	-	1	-	-
PERKINS COUNTY	COUNTY JAIL. . . . .	-	-	-	-	-	-	-
PHELPS COUNTY	HOLDREDGE CITY JAIL. . . . .	4	1	2	-	1	-	-
PIERCE COUNTY	COUNTY JAIL. . . . .	-	-	-	-	-	-	-
PLATTE COUNTY	COUNTY JAIL. . . . .	10	1	-	-	9	-	-
POLK COUNTY	COUNTY JAIL. . . . .	2	-	2	-	-	-	-
RED WILLOW COUNTY	COUNTY JAIL. . . . .	2	-	-	-	2	-	-
RICHARDSON COUNTY	COUNTY JAIL. . . . .	5	2	-	1	2	-	-
ROCK COUNTY	COUNTY JAIL. . . . .	1	-	1	-	-	-	-
SALINE COUNTY	COUNTY JAIL. . . . .	2	-	2	-	-	-	-
	CRETE CITY JAIL. . . . .	-	-	-	-	-	-	-
SARPY COUNTY	COUNTY JAIL. . . . .	28	4	16	2	3	-	2
	BELLEVUE CITY JAIL. . . . .	1	-	-	-	1	-	-
SAUNDERS COUNTY	COUNTY JAIL. . . . .	6	-	-	-	5	-	1
SCOTTS BLUFF COUNTY	COUNTY JAIL. . . . .	19	1	4	-	10	-	2
SEWARD COUNTY	COUNTY JAIL. . . . .	4	-	4	-	-	-	-
SHERIDAN COUNTY	COUNTY JAIL. . . . .	18	-	5	6	6	-	1
SHERMAN COUNTY	COUNTY JAIL. . . . .	1	-	1	-	-	-	-
THAYER COUNTY	COUNTY JAIL. . . . .	2	-	-	-	2	-	-
THURSTON COUNTY	COUNTY JAIL. . . . .	20	11	2	-	7	-	-
VALLEY COUNTY	COUNTY JAIL. . . . .	2	-	1	-	1	-	-
WASHINGTON COUNTY	COUNTY JAIL. . . . .	3	-	-	-	2	-	-
WAYNE COUNTY	COUNTY JAIL. . . . .	-	-	-	-	-	-	-
WEBSTER COUNTY	COUNTY JAIL. . . . .	-	-	-	-	-	-	-
YORK COUNTY	COUNTY JAIL. . . . .	5	-	-	2	3	-	-
STATE TOTAL	. . . . .	638	82	218	46	264	1	13

Table 1. Inmate data, by county, by local jail within county—Continued

Name of county	Name of jail	Normal maximum sentence possible by law*	Types of persons confined (Y=Yes, N=No)			Average 1-day inmate population							
			Adult male	Adult female	Juvenile	Weekday				Weekend			
						Total	Adult male	Adult female	Juvenile	Total	Adult male	Adult female	Juvenile
NORTH DAKOTA (39 JAILS)													
ADAMS COUNTY	COUNTY JAIL. . . . .	3 DAYS	Y	Y	N	1	1	-	-	2	2	-	-
BARNES COUNTY	COUNTY JAIL. . . . .	1 YEAR	Y	Y	Y	8	6	2	-	12	8	3	1
BOTTINEAU COUNTY	COUNTY JAIL. . . . .	1 YEAR	Y	Y	Y	1	1	-	-	2	2	-	-
BOWMAN COUNTY	COUNTY JAIL. . . . .	14 DAYS	Y	Y	Y	1	1	-	-	1	1	-	-
BURKE COUNTY	COUNTY JAIL. . . . .	1 YEAR	Y	Y	Y	3	1	1	1	3	1	1	1
BURLEIGH COUNTY	COUNTY JAIL. . . . .	1 YEAR	Y	Y	Y	16	14	1	1	20	17	1	2
CASS COUNTY	COUNTY JAIL. . . . .	1 YEAR	Y	Y	N	22	22	-	-	30	29	1	-
CAVALIER COUNTY	COUNTY JAIL. . . . .	40 DAYS	Y	Y	Y	1	1	-	-	1	1	-	-
DICKEY COUNTY	COUNTY JAIL. . . . .	1 MONTH	Y	Y	N	2	2	-	-	5	5	-	-
DIVIDE COUNTY	COUNTY JAIL. . . . .	1 YEAR	Y	Y	Y	1	1	-	-	1	1	-	-
DUNN COUNTY	COUNTY JAIL. . . . .	6 MONTHS	Y	Y	Y	1	1	-	-	1	1	-	-
EMMONS COUNTY	COUNTY JAIL. . . . .	3 DAYS	Y	Y	N	1	1	-	-	1	1	-	-
FOSTER COUNTY	COUNTY JAIL. . . . .	1 YEAR	Y	Y	Y	1	1	-	-	2	2	-	-
GOLDEN VALLEY COUNTY	COUNTY JAIL. . . . .	1 YEAR	Y	Y	Y	1	1	-	-	1	1	-	-
GRAND FORKS COUNTY	COUNTY JAIL. . . . .	1 YEAR	Y	Y	N	20	18	2	-	35	33	2	-
GRANT COUNTY	COUNTY JAIL. . . . .	90 DAYS	Y	Y	N	1	1	-	-	1	1	-	-
HETTINGER COUNTY	COUNTY JAIL. . . . .	30 DAYS	Y	N	N	1	1	-	-	1	1	-	-
KIDDER COUNTY	COUNTY JAIL. . . . .	10 DAYS	Y	Y	Y	1	1	-	-	1	1	-	-
LOGAN COUNTY	COUNTY JAIL. . . . .	3 DAYS	Y	Y	Y	1	1	-	-	1	1	-	-
MCHENRY COUNTY	COUNTY JAIL. . . . .	30 DAYS	Y	Y	N	1	1	-	-	3	2	1	-
MCKENZIE COUNTY	COUNTY JAIL. . . . .	1 YEAR	Y	Y	Y	1	1	-	-	3	3	-	-
MCLEAN COUNTY	COUNTY JAIL. . . . .	1 YEAR	Y	Y	Y	2	1	1	-	3	2	1	-
MERCER COUNTY	COUNTY JAIL. . . . .	1 YEAR	Y	N	N	1	1	-	-	1	1	-	-
MORTON COUNTY	COUNTY JAIL. . . . .	1 YEAR	Y	Y	Y	3	2	1	-	6	4	1	1
MOUNTRAIL COUNTY	COUNTY JAIL. . . . .	2 MONTHS	Y	Y	Y	1	1	-	-	1	1	-	-
PEMBINA COUNTY	COUNTY JAIL. . . . .	1 MONTH	Y	Y	N	1	1	-	-	4	4	-	-
PIERCE COUNTY	COUNTY JAIL. . . . .	1 YEAR	Y	Y	Y	2	2	-	-	4	3	1	-
RANSOM COUNTY	COUNTY JAIL. . . . .	3 DAYS	Y	Y	Y	1	1	-	-	1	1	-	-
RICHLAND COUNTY	COUNTY JAIL. . . . .	1 YEAR	Y	Y	Y	2	2	-	-	4	3	1	-
ROLETTE COUNTY	COUNTY JAIL. . . . .	1 YEAR	Y	Y	Y	5	5	-	-	8	6	1	1
SHERIDAN COUNTY	COUNTY JAIL. . . . .	6 MONTHS	Y	Y	Y	1	1	-	-	1	1	-	-
STARK COUNTY	COUNTY JAIL. . . . .	1 YEAR	Y	Y	Y	4	2	1	1	5	3	1	1
STUTSMAN COUNTY	COUNTY JAIL. . . . .	1 YEAR	Y	Y	Y	6	6	-	-	15	14	1	-
TRAILL COUNTY	COUNTY JAIL. . . . .	1 YEAR	Y	Y	Y	3	3	-	-	5	5	-	-
WALSH COUNTY	COUNTY JAIL. . . . .	1 YEAR	Y	Y	Y	5	5	-	-	11	10	1	-
WARD COUNTY	COUNTY JAIL. . . . .	1 YEAR	Y	Y	Y	10	8	1	1	11	9	1	1
	MINOT CITY JAIL. . . . .	30 DAYS	Y	Y	Y	4	1	1	2	3	2	-	1
WELLS COUNTY	COUNTY JAIL. . . . .	1 YEAR	Y	N	N	1	1	-	-	2	2	-	-
WILLIAMS COUNTY	COUNTY JAIL. . . . .	6 MONTHS	Y	Y	Y	8	7	1	-	11	10	1	-
STATE TOTAL			Y 39 N 0	Y 36 N 3	Y 28 N 11	146	128	12	6	223	195	19	9

See footnotes at end of table.

Table 1. Inmate data, by county, by local jail within county—Continued

Name of county	Name of jail	Number of inmates on February 15, 1978 by detention status						
		Total	Not yet arraigned	Arraigned and awaiting trial	Awaiting sentence	Serving sentence of 1 year or less	Serving sentence of more than one year	Being held on probation and parole violation charges
NORTH DAKOTA (39 JAILS)								
ADAMS COUNTY	COUNTY JAIL. . . . .	1	-	-	-	-	-	-
BARNES COUNTY	COUNTY JAIL. . . . .	8	1	3	4	-	-	-
BOTTINEAU COUNTY	COUNTY JAIL. . . . .	1	1	-	-	-	-	-
BOWMAN COUNTY	COUNTY JAIL. . . . .	-	-	-	-	-	-	-
BURKE COUNTY	COUNTY JAIL. . . . .	-	-	-	-	-	-	-
BURLEIGH COUNTY	COUNTY JAIL. . . . .	11	-	2	-	9	-	-
CASS COUNTY	COUNTY JAIL. . . . .	18	2	4	-	8	-	4
CAVALIER COUNTY	COUNTY JAIL. . . . .	-	-	-	-	-	-	-
DICKEY COUNTY	COUNTY JAIL. . . . .	-	-	-	-	-	-	-
DIVIDE COUNTY	COUNTY JAIL. . . . .	1	-	-	-	1	-	-
DUNN COUNTY	COUNTY JAIL. . . . .	-	-	-	-	-	-	-
EMMONS COUNTY	COUNTY JAIL. . . . .	1	1	-	-	-	-	-
FOSTER COUNTY	COUNTY JAIL. . . . .	-	-	-	-	-	-	-
GOLDEN VALLEY COUNTY	COUNTY JAIL. . . . .	1	-	-	-	1	-	-
GRAND FORKS COUNTY	COUNTY JAIL. . . . .	14	-	7	-	7	-	-
GRANT COUNTY	COUNTY JAIL. . . . .	1	1	-	-	-	-	-
HETTINGER COUNTY	COUNTY JAIL. . . . .	1	1	-	-	-	-	-
KIDDER COUNTY	COUNTY JAIL. . . . .	-	-	-	-	-	-	-
LOGAN COUNTY	COUNTY JAIL. . . . .	-	-	-	-	-	-	-
MCHENRY COUNTY	COUNTY JAIL. . . . .	-	-	-	-	-	-	-
MCKENZIE COUNTY	COUNTY JAIL. . . . .	3	1	-	-	2	-	-
MCLEAN COUNTY	COUNTY JAIL. . . . .	3	3	-	-	-	-	-
MERCER COUNTY	COUNTY JAIL. . . . .	-	-	-	-	-	-	-
MORTON COUNTY	COUNTY JAIL. . . . .	2	-	-	-	2	-	-
MOUNTRAIL COUNTY	COUNTY JAIL. . . . .	1	1	-	-	-	-	-
PEMBINA COUNTY	COUNTY JAIL. . . . .	-	-	-	-	-	-	-
PIERCE COUNTY	COUNTY JAIL. . . . .	-	-	-	-	-	-	-
RANSOM COUNTY	COUNTY JAIL. . . . .	-	-	-	-	-	-	-
RICHLAND COUNTY	COUNTY JAIL. . . . .	2	1	-	-	1	-	-
ROLETTE COUNTY	COUNTY JAIL. . . . .	5	-	4	1	-	-	-
SHERIDAN COUNTY	COUNTY JAIL. . . . .	-	-	-	-	-	-	-
STARK COUNTY	COUNTY JAIL. . . . .	2	1	-	-	1	-	-
STUTSMAN COUNTY	COUNTY JAIL. . . . .	13	3	10	-	-	-	-
TRAILL COUNTY	COUNTY JAIL. . . . .	7	-	3	-	3	-	1
WALSH COUNTY	COUNTY JAIL. . . . .	5	2	2	-	1	-	-
WARD COUNTY	COUNTY JAIL. . . . .	5	1	3	-	1	-	-
	MINOT CITY JAIL. . . . .	-	-	-	-	-	-	-
WELLS COUNTY	COUNTY JAIL. . . . .	1	-	1	-	-	-	-
WILLIAMS COUNTY	COUNTY JAIL. . . . .	11	5	3	-	3	-	-
STATE TOTAL		117	25	42	5	40	-	1





Table 1. Inmate data, by county, by local jail within county--Continued

Table with columns: Name of county, Name of jail, Normal maximum sentence possible by law, Types of persons confined (Adult male, Adult female, Juvenile), and Average 1-day inmate population (Weekday, Weekend).

See footnotes at end of table.

Table 1. Inmate data, by county, by local jail within county--Continued

Table with columns: Name of county, Name of jail, and Number of inmates on February 15, 1978 by detention status (Total, Not yet arraigned, Arraigned and awaiting trial, Awaiting sentence, Serving sentence of 1 year or less, Serving sentence of more than one year, Being held on probation and parole violation charges, Other).

Table 1. Inmate data, by county, by local jail within county—Continued

Name of county	Name of jail	Normal maximum sentence possible by law*	Types of persons confined (Y=Yes, N=No)			Average 1-day inmate population							
			Adult male	Adult female	Juvenile	Weekday			Weekend				
						Total	Adult male	Adult female	Juvenile	Total	Adult male	Adult female	Juvenile
OHIO--CONTINUED													
RICHLAND COUNTY--CONTINUED	SHELBY CITY JAIL . . . . .	30 DAYS	Y	Y	N	1	1	-	-	3	3	-	-
ROSS COUNTY	COUNTY JAIL. . . . .	6 MONTHS	Y	Y	N	40	35	5	-	50	40	10	-
SANDUSKY COUNTY	COUNTY JAIL. . . . .	1 YEAR	Y	Y	Y	28	26	2	-	39	36	3	-
SCIOTO COUNTY	COUNTY JAIL. . . . .	1 YEAR	Y	Y	Y	25	22	1	2	30	25	1	4
SENECA COUNTY	COUNTY JAIL. . . . .	1 YEAR	Y	N	N	17	17	-	-	21	21	-	-
	FOSTORIA CITY JAIL . . . . .	6 MONTHS	Y	Y	Y	1	1	-	-	1	1	-	-
SHELBY COUNTY	COUNTY JAIL. . . . .	1 YEAR	Y	Y	Y	12	9	1	2	12	9	1	2
STARK COUNTY	COUNTY JAIL. . . . .	1 YEAR	Y	Y	Y	150	131	14	5	180	155	20	5
SUMMIT COUNTY	COUNTY JAIL. . . . .	1 YEAR	Y	Y	Y	175	155	20	-	190	165	25	-
	AKRON CITY WORKHOUSE . . . . .	1 YEAR	Y	N	N	40	40	-	-	65	65	-	-
	TWINSBURG CITY JAIL. . . . .	30 DAYS	Y	N	N	1	1	-	-	4	4	-	-
TRUMBULL COUNTY	COUNTY JAIL. . . . .	1 YEAR	Y	Y	N	65	60	5	-	75	70	5	-
	GIRARD CITY JAIL . . . . .	5 MONTHS	Y	Y	Y	2	2	-	-	2	2	-	-
	NEWTON FALLS CITY JAIL . . . . .	6 MONTHS	Y	N	N	1	1	-	-	2	2	-	-
	NILES CITY JAIL. . . . .	(NA)	N	N	N	5	4	1	-	5	4	1	-
	WARREN CITY JAIL . . . . .	(X)	Y	Y	Y	15	14	1	-	20	19	1	-
TUSCARAWAS COUNTY	COUNTY JAIL. . . . .	1 YEAR	Y	Y	N	25	22	3	-	35	31	4	-
UNION COUNTY	COUNTY JAIL. . . . .	1 YEAR	Y	Y	N	4	4	-	-	6	5	1	-
VAN WERT COUNTY	COUNTY JAIL. . . . .	1 YEAR	Y	Y	Y	13	13	-	-	17	16	1	-
VINTON COUNTY	COUNTY JAIL. . . . .	1 YEAR	Y	Y	Y	2	1	-	1	4	3	1	-
WARREN COUNTY	COUNTY JAIL. . . . .	1 YEAR	Y	Y	Y	35	32	3	-	50	41	9	-
	LEBANON CITY JAIL. . . . .	1 YEAR	Y	Y	N	2	2	-	-	4	4	-	-
WASHINGTON COUNTY	COUNTY JAIL. . . . .	1 YEAR	Y	Y	Y	29	23	4	2	40	37	3	-
WAYNE COUNTY	COUNTY JAIL. . . . .	6 MONTHS	Y	Y	N	30	29	1	-	35	34	1	-
	ORRVILLE CITY JAIL . . . . .	6 MONTHS	Y	Y	N	1	1	-	-	1	1	-	-
WILLIAMS COUNTY	COUNTY JAIL. . . . .	1 YEAR	Y	Y	Y	12	11	-	1	14	13	-	1
WOOD COUNTY	COUNTY JAIL. . . . .	1 YEAR	Y	Y	N	30	27	3	-	34	29	5	-
WYANDOT COUNTY	COUNTY JAIL. . . . .	1 YEAR	Y	Y	N	10	9	1	-	12	11	1	-
STATE TOTAL			Y 144 N 6	Y 125 N 25	Y 67 N 83	5 516	5 078	370	68	6 398	5 862	453	83

See footnotes at end of table.

Table 1. Inmate data, by county, by local jail within county—Continued

Name of county	Name of jail	Number of inmates on February 15, 1978 by detention status						
		Total	Not yet arraigned	Arraigned and awaiting trial	Awaiting sentence	Serving sentence of 1 year or less	Serving sentence of more than one year	Being held on probation and parole violation charges
OHIO--CONTINUED								
RICHLAND COUNTY--CONTINUED	SHELBY CITY JAIL . . . . .	3	-	-	-	3	-	-
ROSS COUNTY	COUNTY JAIL. . . . .	43	-	10	4	27	-	-
SANDUSKY COUNTY	COUNTY JAIL. . . . .	23	6	11	3	-	2	-
SCIOTO COUNTY	COUNTY JAIL. . . . .	19	3	3	-	10	-	-
SENECA COUNTY	COUNTY JAIL. . . . .	20	-	4	5	11	1	2
	FOSTORIA CITY JAIL . . . . .	1	1	-	-	-	-	-
SHELBY COUNTY	COUNTY JAIL. . . . .	12	1	4	2	5	-	-
STARK COUNTY	COUNTY JAIL. . . . .	168	4	20	35	100	4	5
SUMMIT COUNTY	COUNTY JAIL. . . . .	172	17	71	24	45	-	15
	AKRON CITY WORKHOUSE . . . . .	42	-	12	-	30	-	-
	TWINSBURG CITY JAIL. . . . .	-	-	-	-	-	-	-
TRUMBULL COUNTY	COUNTY JAIL. . . . .	69	4	34	1	26	-	4
	GIRARD CITY JAIL . . . . .	-	-	-	-	-	-	-
	NEWTON FALLS CITY JAIL . . . . .	-	-	-	-	-	-	-
	NILES CITY JAIL. . . . .	5	(NA)	(NA)	(NA)	(NA)	(NA)	(NA)
	WARREN CITY JAIL . . . . .	12	3	9	-	-	-	-
TUSCARAWAS COUNTY	COUNTY JAIL. . . . .	25	-	19	2	4	-	-
UNION COUNTY	COUNTY JAIL. . . . .	9	5	-	-	1	-	3
VAN WERT COUNTY	COUNTY JAIL. . . . .	9	-	-	4	3	-	-
VINTON COUNTY	COUNTY JAIL. . . . .	3	-	1	-	-	-	2
WARREN COUNTY	COUNTY JAIL. . . . .	35	-	-	10	25	-	-
	LEBANON CITY JAIL. . . . .	2	2	-	-	-	-	-
WASHINGTON COUNTY	COUNTY JAIL. . . . .	25	1	10	2	10	-	-
WAYNE COUNTY	COUNTY JAIL. . . . .	13	1	5	-	7	-	2
	ORRVILLE CITY JAIL . . . . .	1	-	-	-	-	-	-
WILLIAMS COUNTY	COUNTY JAIL. . . . .	13	-	6	2	5	-	1
WOOD COUNTY	COUNTY JAIL. . . . .	23	3	6	6	8	-	-
WYANDOT COUNTY	COUNTY JAIL. . . . .	11	-	3	-	8	-	-
STATE TOTAL		5 377	541	1 921	333	1 821	254	283

Table 1. Inmate data, by county, by local jail within county—Continued

Name of county	Name of jail	Normal maximum sentence possible by law*	Types of persons confined (Y=Yes, N=No)			Average 1-day inmate population							
			Adult male	Adult female	Juvenile	Weekday			Weekend				
						Total	Adult male	Adult female	Juvenile	Total	Adult male	Adult female	Juvenile
SOUTH DAKOTA (44 JAILS)													
BEADLE COUNTY	COUNTY JAIL. . . . .	1 YEAR	Y	Y	Y	10	9	1	-	13	11	1	1
BENNETT COUNTY	COUNTY JAIL. . . . .	1 YEAR	Y	Y	Y	6	5	1	-	12	10	2	-
BON HOMME COUNTY	COUNTY JAIL. . . . .	1 YEAR	Y	Y	N	8	8	-	-	8	8	-	-
BROOKINGS COUNTY	COUNTY JAIL. . . . .	1 YEAR	Y	Y	Y	6	6	-	-	8	8	-	-
BROWN COUNTY	COUNTY JAIL. . . . .	1 YEAR	Y	Y	Y	24	22	1	1	27	24	2	1
BRULE COUNTY	COUNTY JAIL. . . . .	1 YEAR	Y	Y	Y	6	5	-	1	9	7	1	1
BUTTE COUNTY	COUNTY JAIL. . . . .	60 DAYS	Y	Y	Y	3	3	-	-	5	4	-	1
CHARLES MIX COUNTY	COUNTY JAIL. . . . .	(NA)	N	N	N	3	3	-	-	3	3	-	-
CLAY COUNTY	COUNTY JAIL. . . . .	3 MONTHS	Y	Y	Y	3	3	-	-	5	4	1	-
CODINGTON COUNTY	WATERTOWN CITY JAIL. . . . .	1 YEAR	Y	Y	Y	10	9	1	-	12	10	1	1
CORSON COUNTY	COUNTY JAIL. . . . .	1 YEAR	Y	Y	Y	1	1	-	-	1	1	-	-
DAVISON COUNTY	COUNTY JAIL. . . . .	1 YEAR	Y	Y	Y	13	11	1	1	14	12	1	1
DAY COUNTY	COUNTY JAIL. . . . .	1 YEAR	Y	Y	Y	1	1	-	-	2	2	-	-
EDMUNDS COUNTY	COUNTY JAIL. . . . .	1 YEAR	Y	Y	Y	1	1	-	-	2	2	-	-
FALL RIVER COUNTY	COUNTY JAIL. . . . .	1 YEAR	Y	Y	Y	10	8	1	1	8	6	1	1
FAULK COUNTY	COUNTY JAIL. . . . .	1 YEAR	Y	Y	Y	1	1	-	-	1	1	-	-
GRANT COUNTY	MILBANK DETENTION CENTER . . .	1 YEAR	Y	Y	Y	2	1	1	-	2	1	1	-
GREGORY COUNTY	COUNTY JAIL. . . . .	1 YEAR	Y	Y	N	3	3	-	-	3	3	-	-
	GREGORY CITY JAIL. . . . .	1 MONTH	Y	Y	N	1	1	-	-	1	1	-	-
HAND COUNTY	COUNTY JAIL. . . . .	1 YEAR	Y	Y	Y	1	1	-	-	1	1	-	-
HUGHES COUNTY	COUNTY JAIL. . . . .	1 YEAR	Y	Y	Y	20	18	2	-	21	19	2	-
HYDE COUNTY	COUNTY JAIL. . . . .	6 MONTHS	Y	N	N	1	1	-	-	1	1	-	-
JACKSON COUNTY	COUNTY JAIL. . . . .	1 YEAR	Y	Y	Y	1	1	-	-	3	1	1	1
JONES COUNTY	COUNTY JAIL. . . . .	90 DAYS	Y	Y	N	1	1	-	-	1	1	-	-
LAKE COUNTY	COUNTY JAIL. . . . .	1 YEAR	Y	Y	Y	4	4	-	-	6	6	-	-
LAWRENCE COUNTY	COUNTY JAIL. . . . .	1 YEAR	Y	Y	Y	20	20	-	-	25	23	2	-
LINCOLN COUNTY	COUNTY JAIL. . . . .	1 YEAR	Y	Y	Y	1	1	-	-	4	3	1	-
MCCOOK COUNTY	COUNTY JAIL. . . . .	30 DAYS	Y	Y	Y	1	1	-	-	3	2	-	1
MARSHALL COUNTY	COUNTY JAIL. . . . .	1 YEAR	Y	N	N	2	2	-	-	3	3	-	-
MEADE COUNTY	COUNTY JAIL. . . . .	1 YEAR	Y	Y	Y	5	3	1	1	9	5	1	3
MELLETTTE COUNTY	COUNTY JAIL. . . . .	1 YEAR	Y	Y	N	1	1	-	-	3	2	1	-
MINNEHAHA COUNTY	COUNTY JAIL. . . . .	1 YEAR	Y	Y	Y	50	40	4	6	59	45	6	8
MOODY COUNTY	COUNTY JAIL. . . . .	1 YEAR	Y	Y	Y	2	1	-	1	2	1	-	1
PENNINGTON COUNTY	COUNTY JAIL. . . . .	1 YEAR	Y	Y	Y	50	48	2	-	55	53	2	-
PERKINS COUNTY	COUNTY JAIL. . . . .	1 YEAR	Y	N	N	1	1	-	-	1	1	-	-
POTTER COUNTY	COUNTY JAIL. . . . .	3 MONTHS	Y	Y	Y	1	1	-	-	3	2	1	-
ROBERTS COUNTY	COUNTY JAIL. . . . .	1 YEAR	Y	Y	Y	6	5	1	-	12	10	2	-
SPINK COUNTY	COUNTY JAIL. . . . .	1 YEAR	Y	Y	Y	1	1	-	-	2	2	-	-
TRIPP COUNTY	COUNTY JAIL. . . . .	1 YEAR	Y	N	N	8	8	-	-	10	10	-	-
	WINNER CITY JAIL. . . . .	30 DAYS	Y	Y	Y	5	3	1	1	8	6	1	1
TURNER COUNTY	COUNTY JAIL. . . . .	1 YEAR	Y	N	N	1	1	-	-	2	2	-	-
WALWORTH COUNTY	COUNTY JAIL. . . . .	1 YEAR	Y	Y	N	4	3	1	-	4	3	1	-
	MOBRIDGE CITY JAIL. . . . .	30 DAYS	Y	Y	N	1	1	-	-	2	2	-	-
YANKTON COUNTY	YANKTON CITY JAIL. . . . .	1 YEAR	Y	Y	Y	6	5	-	1	8	6	1	1
STATE TOTAL			Y 43 N 1	Y 38 N 6	Y 31 N 13	306	273	19	14	384	328	33	23

See footnotes at end of table.

Table 1. Inmate data, by county, by local jail within county—Continued

Name of county	Name of jail	Number of inmates on February 15, 1978 by detention status						
		Total	Not yet arraigned	Arraigned and awaiting trial	Awaiting sentence	Serving sentence of 1 year or less	Serving sentence of more than one year	Being held on probation and parole violation charges
SOUTH DAKOTA (44 JAILS)								
BEADLE COUNTY	COUNTY JAIL. . . . .	7	1	1	-	5	-	-
BENNETT COUNTY	COUNTY JAIL. . . . .	6	4	-	-	2	-	-
BON HOMME COUNTY	COUNTY JAIL. . . . .	11	-	3	-	7	-	1
BROOKINGS COUNTY	COUNTY JAIL. . . . .	10	5	1	-	4	-	-
BROWN COUNTY	COUNTY JAIL. . . . .	12	-	3	2	7	-	-
BRULE COUNTY	COUNTY JAIL. . . . .	5	-	2	-	3	-	-
BUTTE COUNTY	COUNTY JAIL. . . . .	3	-	1	-	-	-	2
CHARLES MIX COUNTY	COUNTY JAIL. . . . .	3	(NA)	(NA)	(NA)	(NA)	(NA)	(NA)
CLAY COUNTY	COUNTY JAIL. . . . .	-	-	-	-	-	-	-
CODINGTON COUNTY	WATERTOWN CITY JAIL. . . . .	12	-	2	1	9	-	-
CORSON COUNTY	COUNTY JAIL. . . . .	-	-	-	-	-	-	-
DAVISON COUNTY	COUNTY JAIL. . . . .	16	-	7	2	7	-	-
DAY COUNTY	COUNTY JAIL. . . . .	-	-	-	-	-	-	-
EDMUNDS COUNTY	COUNTY JAIL. . . . .	-	-	-	-	-	-	-
FALL RIVER COUNTY	COUNTY JAIL. . . . .	17	1	11	1	4	-	-
FAULK COUNTY	COUNTY JAIL. . . . .	-	-	-	-	-	-	-
GRANT COUNTY	MILBANK DETENTION CENTER . . .	1	-	-	-	1	-	-
GREGORY COUNTY	COUNTY JAIL. . . . .	2	-	1	-	1	-	-
	GREGORY CITY JAIL. . . . .	-	-	-	-	-	-	-
HAND COUNTY	COUNTY JAIL. . . . .	-	-	-	-	-	-	-
HUGHES COUNTY	COUNTY JAIL. . . . .	10	-	-	-	8	-	2
HYDE COUNTY	COUNTY JAIL. . . . .	2	1	1	-	-	-	-
JACKSON COUNTY	COUNTY JAIL. . . . .	-	-	-	-	-	-	-
JONES COUNTY	COUNTY JAIL. . . . .	-	-	-	-	-	-	-
LAKE COUNTY	COUNTY JAIL. . . . .	2	1	-	-	1	-	-
LAWRENCE COUNTY	COUNTY JAIL. . . . .	17	3	1	-	13	-	-
LINCOLN COUNTY	COUNTY JAIL. . . . .	-	-	-	-	-	-	-
MCCOOK COUNTY	COUNTY JAIL. . . . .	1	1	-	-	-	-	-
MARSHALL COUNTY	COUNTY JAIL. . . . .	2	-	-	1	1	-	-
MEADE COUNTY	COUNTY JAIL. . . . .	3	2	-	-	-	-	1
MELLETTTE COUNTY	COUNTY JAIL. . . . .	-	-	-	-	-	-	-
MINNEHAHA COUNTY	COUNTY JAIL. . . . .	48	4	-	24	20	-	-
MOODY COUNTY	COUNTY JAIL. . . . .	1	1	-	-	-	-	-
PENNINGTON COUNTY	COUNTY JAIL. . . . .	37	-	20	-	17	-	-
PERKINS COUNTY	COUNTY JAIL. . . . .	-	-	-	-	-	-	-
POTTER COUNTY	COUNTY JAIL. . . . .	-	-	-	-	-	-	-
ROBERTS COUNTY	COUNTY JAIL. . . . .	6	1	3	-	2	-	-
SPINK COUNTY	COUNTY JAIL. . . . .	1	-	-	-	1	-	-
TRIPP COUNTY	COUNTY JAIL. . . . .	9	2	3	-	4	-	-
	WINNER CITY JAIL. . . . .	-	-	-	-	-	-	-
TURNER COUNTY	COUNTY JAIL. . . . .	-	-	-	-	-	-	-
WALWORTH COUNTY	COUNTY JAIL. . . . .	3	-	1	1	1	-	-
	MOBRIDGE CITY JAIL. . . . .	1	1	-	-	-	-	-
YANKTON COUNTY	YANKTON CITY JAIL. . . . .	5	2	2	-	1	-	-
STATE TOTAL		253	30	63	32	119	-	5

Table 1. Inmate data, by county, by local jail within county—Continued

Name of county	Name of jail	Normal maximum sentence possible by law*	Types of persons confined (Y=Yes, N=No)			Average 1-day inmate population								
			Adult male	Adult female	Juvenile	Weekday			Weekend					
						Total	Adult male	Adult female	Juvenile	Total	Adult male	Adult female	Juvenile	
WISCONSIN (70 JAILS)														
ADAMS COUNTY	COUNTY JAIL. . . . .	1 YEAR	Y	Y	Y	6	5	-	1	6	5	-	1	
ASHLAND COUNTY	COUNTY JAIL. . . . .	1 YEAR	Y	Y	Y	7	7	-	-	9	9	-	-	
BARRON COUNTY	COUNTY JAIL. . . . .	1 YEAR	Y	Y	Y	13	12	-	1	15	14	-	1	
BROWN COUNTY	COUNTY JAIL. . . . .	1 YEAR	Y	Y	Y	55	52	2	1	65	60	3	2	
BUFFALO COUNTY	COUNTY JAIL. . . . .	1 YEAR	Y	Y	Y	3	3	-	-	4	4	-	-	
BURNETT COUNTY	COUNTY JAIL. . . . .	1 YEAR	Y	Y	Y	2	2	-	-	3	3	-	-	
CALUMET COUNTY	COUNTY JAIL. . . . .	1 YEAR	Y	Y	Y	5	4	1	-	6	5	1	-	
CHIPPEWA COUNTY	COUNTY JAIL. . . . .	1 YEAR	Y	Y	Y	6	6	-	-	8	8	-	-	
CLARK COUNTY	COUNTY JAIL. . . . .	1 YEAR	Y	N	N	7	7	-	-	10	10	-	-	
COLUMBIA COUNTY	COUNTY JAIL. . . . .	1 YEAR	Y	Y	Y	12	12	-	-	14	14	-	-	
CRAWFORD COUNTY	COUNTY JAIL. . . . .	1 YEAR	Y	Y	Y	6	6	-	-	8	8	-	-	
DANE COUNTY	COUNTY JAIL. . . . .	1 YEAR	Y	Y	Y	126	120	3	3	150	140	7	3	
DODGE COUNTY	COUNTY JAIL. . . . .	1 YEAR	Y	Y	Y	18	16	-	2	22	20	-	2	
DOOR COUNTY	COUNTY JAIL. . . . .	1 YEAR	Y	Y	N	2	2	-	-	3	3	-	-	
DOUGLAS COUNTY	COUNTY JAIL. . . . .	1 YEAR	Y	Y	Y	36	33	2	1	42	39	2	1	
DUNN COUNTY	COUNTY JAIL. . . . .	1 YEAR	Y	Y	Y	15	12	2	1	17	15	1	1	
EAU CLAIRE COUNTY	COUNTY JAIL. . . . .	1 YEAR	Y	Y	Y	48	45	3	-	50	46	4	-	
FOND DU LAC COUNTY	COUNTY JAIL. . . . .	1 YEAR	Y	Y	Y	19	15	3	1	22	18	3	1	
FOREST COUNTY	COUNTY JAIL. . . . .	1 YEAR	Y	Y	Y	4	4	-	-	5	5	-	-	
GRANT COUNTY	COUNTY JAIL. . . . .	1 YEAR	Y	Y	Y	13	13	-	-	15	15	-	-	
GREEN COUNTY	COUNTY JAIL. . . . .	1 YEAR	Y	Y	Y	13	13	-	-	16	15	1	-	
GREEN LAKE COUNTY	COUNTY JAIL. . . . .	10 DAYS	Y	N	N	1	1	-	-	2	2	-	-	
IOWA COUNTY	COUNTY JAIL. . . . .	1 YEAR	Y	Y	Y	6	6	-	-	9	8	-	1	
IRON COUNTY	COUNTY JAIL. . . . .	1 YEAR	Y	Y	Y	1	1	-	-	1	1	-	-	
JACKSON COUNTY	COUNTY JAIL. . . . .	1 YEAR	Y	Y	Y	4	4	-	-	6	6	-	-	
JEFFERSON COUNTY	COUNTY JAIL. . . . .	1 YEAR	Y	Y	Y	23	22	-	1	31	27	-	4	
JUNEAU COUNTY	COUNTY JAIL. . . . .	11 MONTHS	Y	Y	Y	7	6	1	-	8	7	1	-	
KENOSHA COUNTY	COUNTY JAIL. . . . .	1 YEAR	Y	Y	Y	75	70	2	3	82	75	3	4	
KEWAUNEE COUNTY	COUNTY JAIL. . . . .	1 YEAR	Y	Y	Y	4	3	-	1	5	4	-	1	
LA CROSSE COUNTY	COUNTY JAIL. . . . .	1 YEAR	Y	Y	Y	37	35	1	1	41	37	2	2	
LAFAYETTE COUNTY	COUNTY JAIL. . . . .	1 YEAR	Y	N	N	2	2	-	-	3	3	-	-	
LANGLADE COUNTY	COUNTY JAIL. . . . .	1 YEAR	Y	Y	Y	5	5	-	-	8	8	-	-	
LINCOLN COUNTY	COUNTY JAIL. . . . .	1 YEAR	Y	Y	Y	15	13	1	1	16	14	1	1	
MANITOWOC COUNTY	COUNTY JAIL. . . . .	1 YEAR	Y	Y	Y	25	23	1	1	28	27	-	1	
MARATHON COUNTY	COUNTY JAIL. . . . .	1 YEAR	Y	Y	Y	40	36	1	3	43	39	1	3	
MARINETTE COUNTY	COUNTY JAIL. . . . .	1 YEAR	Y	Y	Y	10	9	-	1	11	10	-	1	
MARQUETTE COUNTY	COUNTY JAIL. . . . .	1 YEAR	Y	N	N	1	1	-	-	2	2	-	-	
MILWAUKEE COUNTY	COUNTY JAIL. . . . .	1 YEAR	Y	Y	Y	293	270	18	5	297	273	19	5	
	COUNTY HOUSE OF CORRECTION	2 YEARS	Y	Y	N	365	335	30	-	370	340	30	-	
MONROE COUNTY	COUNTY JAIL. . . . .	1 YEAR	Y	Y	Y	15	14	1	-	17	15	-	2	
OCONTO COUNTY	COUNTY JAIL. . . . .	1 YEAR	Y	Y	N	16	16	-	-	21	20	1	-	
ONEIDA COUNTY	COUNTY JAIL. . . . .	1 YEAR	Y	Y	Y	12	12	-	-	12	12	-	-	
OUTAGAMIE COUNTY	COUNTY JAIL. . . . .	1 YEAR	Y	Y	Y	29	26	3	-	31	26	4	1	
OZAUKEE COUNTY	COUNTY JAIL. . . . .	1 YEAR	Y	Y	Y	17	15	1	1	23	20	1	2	
PEPIN COUNTY	COUNTY JAIL. . . . .	60 DAYS	Y	N	N	1	1	-	-	2	2	-	-	
PIERCE COUNTY	COUNTY JAIL. . . . .	1 YEAR	Y	Y	Y	10	9	1	-	14	12	1	1	
POLK COUNTY	COUNTY JAIL. . . . .	1 YEAR	Y	Y	Y	10	10	-	-	13	13	-	-	
PORTAGE COUNTY	COUNTY JAIL. . . . .	1 YEAR	Y	Y	Y	20	20	-	-	22	22	-	-	

See footnotes at end of table.

Table 1. Inmate data, by county, by local jail within county—Continued

Name of county	Name of jail	Number of inmates on February 15, 1978 by detention status							Other
		Total	Not yet arraigned	Arraigned and awaiting trial	Awaiting sentence	Serving sentence of 1 year or less	Serving sentence of more than one year	Being held on probation and parole violation charges	
WISCONSIN (70 JAILS)									
ADAMS COUNTY	COUNTY JAIL. . . . .	7	-	3	-	3	-	-	1
ASHLAND COUNTY	COUNTY JAIL. . . . .	3	1	-	-	2	-	-	-
BARRON COUNTY	COUNTY JAIL. . . . .	13	-	7	1	5	-	-	-
BROWN COUNTY	COUNTY JAIL. . . . .	54	1	12	1	40	-	-	-
BUFFALO COUNTY	COUNTY JAIL. . . . .	4	-	2	-	2	-	-	-
BURNETT COUNTY	COUNTY JAIL. . . . .	1	-	1	-	-	-	-	-
CALUMET COUNTY	COUNTY JAIL. . . . .	6	-	1	-	5	-	-	-
CHIPPEWA COUNTY	COUNTY JAIL. . . . .	5	-	-	-	5	-	-	-
CLARK COUNTY	COUNTY JAIL. . . . .	6	-	-	-	6	-	-	-
COLUMBIA COUNTY	COUNTY JAIL. . . . .	10	-	2	1	4	1	2	-
CRAWFORD COUNTY	COUNTY JAIL. . . . .	8	1	2	2	2	-	1	-
DANE COUNTY	COUNTY JAIL. . . . .	123	-	60	1	57	-	5	-
DODGE COUNTY	COUNTY JAIL. . . . .	16	-	1	3	10	-	2	-
DOOR COUNTY	COUNTY JAIL. . . . .	5	1	-	-	4	-	-	-
DOUGLAS COUNTY	COUNTY JAIL. . . . .	20	6	-	-	14	-	-	-
DUNN COUNTY	COUNTY JAIL. . . . .	14	1	6	-	7	-	-	-
EAU CLAIRE COUNTY	COUNTY JAIL. . . . .	42	2	7	1	32	-	-	-
FOND DU LAC COUNTY	COUNTY JAIL. . . . .	15	-	-	-	15	-	-	-
FOREST COUNTY	COUNTY JAIL. . . . .	8	1	-	-	4	-	2	1
GRANT COUNTY	COUNTY JAIL. . . . .	11	1	-	1	9	-	-	-
GREEN COUNTY	COUNTY JAIL. . . . .	9	-	-	2	7	-	-	-
GREEN LAKE COUNTY	COUNTY JAIL. . . . .	1	-	-	-	1	-	-	-
IOWA COUNTY	COUNTY JAIL. . . . .	6	-	2	2	2	-	-	-
IRON COUNTY	COUNTY JAIL. . . . .	-	-	-	-	-	-	-	-
JACKSON COUNTY	COUNTY JAIL. . . . .	10	1	-	-	7	-	-	2
JEFFERSON COUNTY	COUNTY JAIL. . . . .	22	2	3	2	15	-	-	-
JUNEAU COUNTY	COUNTY JAIL. . . . .	14	5	4	1	4	-	-	-
KENOSHA COUNTY	COUNTY JAIL. . . . .	61	-	27	3	28	-	3	-
KEWAUNEE COUNTY	COUNTY JAIL. . . . .	5	-	-	-	4	-	1	-
LA CROSSE COUNTY	COUNTY JAIL. . . . .	25	-	6	-	18	-	1	-
LAFAYETTE COUNTY	COUNTY JAIL. . . . .	2	-	-	-	2	-	-	-
LANGLADE COUNTY	COUNTY JAIL. . . . .	7	1	-	-	6	-	-	-
LINCOLN COUNTY	COUNTY JAIL. . . . .	15	-	1	1	12	-	1	-
MANITOWOC COUNTY	COUNTY JAIL. . . . .	25	1	3	2	16	-	3	-
MARATHON COUNTY	COUNTY JAIL. . . . .	32	-	11	-	21	-	-	-
MARINETTE COUNTY	COUNTY JAIL. . . . .	14	1	-	-	11	2	-	-
MARQUETTE COUNTY	COUNTY JAIL. . . . .	1	1	-	-	-	-	-	-
MILWAUKEE COUNTY	COUNTY JAIL. . . . .	283	-	228	18	10	-	5	22
	COUNTY HOUSE OF CORRECTION	356	-	6	-	294	7	49	-
MONROE COUNTY	COUNTY JAIL. . . . .	11	-	1	-	10	-	-	-
OCONTO COUNTY	COUNTY JAIL. . . . .	17	-	2	-	15	-	-	-
ONEIDA COUNTY	COUNTY JAIL. . . . .	19	1	10	-	7	-	1	-
OUTAGAMIE COUNTY	COUNTY JAIL. . . . .	30	-	2	1	26	-	1	-
OZAUKEE COUNTY	COUNTY JAIL. . . . .	17	-	-	-	16	-	1	-
PEPIN COUNTY	COUNTY JAIL. . . . .	-	-	-	-	-	-	-	-
PIERCE COUNTY	COUNTY JAIL. . . . .	12	1	-	1	10	-	-	-
POLK COUNTY	COUNTY JAIL. . . . .	7	-	-	-	7	-	-	-
PORTAGE COUNTY	COUNTY JAIL. . . . .	24	-	4	1	18	-	1	-

Table 1. Inmate data, by county, by local jail within county—Continued

Name of county	Name of jail	Normal maximum sentence possible by law*	Types of persons confined (Y=Yes, N=No)			Average 1-day inmate population							
						Weekday				Weekend			
						Adult male	Adult female	Juvenile	Total	Adult male	Adult female	Juvenile	Total
WISCONSIN--CONTINUED													
PRICE COUNTY	COUNTY JAIL. . . . .	1 YEAR	Y	Y	Y	14	14	-	-	16	14	1	1
RACINE COUNTY	COUNTY JAIL. . . . .	(NA)	N	N	N	87	83	4	-	94	90	4	-
RICHLAND COUNTY	COUNTY JAIL. . . . .	1 YEAR	Y	N	N	7	7	-	-	9	9	-	-
ROCK COUNTY	COUNTY JAIL. . . . .	1 YEAR	Y	Y	Y	80	72	3	5	80	72	3	5
RUSK COUNTY	COUNTY JAIL. . . . .	1 YEAR	Y	N	Y	1	1	-	-	2	2	-	-
ST. CROIX COUNTY	COUNTY JAIL. . . . .	(NA)	N	N	N	13	12	1	-	15	14	1	-
SAUK COUNTY	COUNTY JAIL. . . . .	1 YEAR	Y	Y	Y	20	20	-	-	24	22	1	1
SAWYER COUNTY	COUNTY JAIL. . . . .	1 YEAR	Y	Y	Y	4	4	-	-	6	6	-	-
SHAWANO COUNTY	COUNTY JAIL. . . . .	1 YEAR	Y	Y	Y	15	13	1	1	20	18	1	1
SHEBOYGAN COUNTY	COUNTY JAIL. . . . .	1 YEAR	Y	Y	Y	34	32	1	1	37	34	1	2
TAYLOR COUNTY	COUNTY JAIL. . . . .	1 YEAR	Y	N	N	8	8	-	-	8	8	-	-
TREMPEALEAU COUNTY	COUNTY JAIL. . . . .	60 DAYS	Y	Y	N	1	1	-	-	3	2	1	-
VERNON COUNTY	COUNTY JAIL. . . . .	1 YEAR	Y	Y	Y	6	5	-	1	7	6	-	1
VILAS COUNTY	COUNTY JAIL. . . . .	1 YEAR	Y	Y	Y	5	5	-	-	7	7	-	-
WALWORTH COUNTY	COUNTY JAIL. . . . .	1 YEAR	Y	Y	Y	17	14	2	1	26	22	2	2
WASHBURN COUNTY	COUNTY JAIL. . . . .	1 YEAR	Y	N	N	5	5	-	-	5	5	-	-
WASHINGTON COUNTY	COUNTY JAIL. . . . .	1 YEAR	Y	Y	Y	25	23	1	1	30	28	1	1
WAUKESHA COUNTY	COUNTY JAIL. . . . .	7 YEARS	Y	Y	Y	82	70	2	10	82	72	2	8
WAUPACA COUNTY	COUNTY JAIL. . . . .	1 YEAR	Y	Y	Y	15	13	1	1	17	15	1	1
WAUSHARA COUNTY	COUNTY JAIL. . . . .	1 YEAR	Y	N	Y	3	3	-	-	5	5	-	-
WINNEBAGO COUNTY	COUNTY JAIL. . . . .	1 YEAR	Y	Y	Y	45	37	3	5	51	42	3	6
WOOD COUNTY	COUNTY JAIL. . . . .	1 YEAR	Y	Y	Y	20	20	-	-	26	24	1	1
STATE TOTAL	. . . . .		Y 68 N 2	Y 58 N 12	Y 56 N 14	1 967	1 816	96	55	2 178	1 998	109	71

Note: Detail may not add to total for some jails and State totals due to nonresponse.  
 \*Some institutions reflect the impact of State inmates.  
 - Represents zero or rounds to zero.  
 NA Not available.  
 X Not applicable (sentenced prisoners may not serve their terms in this jail).

Table 1. Inmate data, by county, by local jail within county—Continued

Name of county	Name of jail	Number of inmates on February 15, 1978 by detention status							
		Total	Not yet arraigned	Arraigned and awaiting trial	Awaiting sentence	Serving sentence of 1 year or less	Serving sentence of more than one year	Being held on probation and parole violation charges	Other
WISCONSIN--CONTINUED									
PRICE COUNTY	COUNTY JAIL. . . . .	13	-	1	1	11	-	-	
RACINE COUNTY	COUNTY JAIL. . . . .	94	(NA)	(NA)	(NA)	(NA)	(NA)	(NA)	
RICHLAND COUNTY	COUNTY JAIL. . . . .	4	-	1	-	3	-	-	
ROCK COUNTY	COUNTY JAIL. . . . .	74	-	34	-	36	-	4	
RUSK COUNTY	COUNTY JAIL. . . . .	3	-	-	-	3	-	-	
ST. CROIX COUNTY	COUNTY JAIL. . . . .	13	(NA)	(NA)	(NA)	(NA)	(NA)	(NA)	
SAUK COUNTY	COUNTY JAIL. . . . .	16	5	1	1	9	-	-	
SAWYER COUNTY	COUNTY JAIL. . . . .	4	1	-	-	1	-	2	
SHAWANO COUNTY	COUNTY JAIL. . . . .	14	-	-	2	11	-	1	
SHEBOYGAN COUNTY	COUNTY JAIL. . . . .	31	-	5	-	21	1	4	
TAYLOR COUNTY	COUNTY JAIL. . . . .	3	-	-	-	2	-	1	
TREMPEALEAU COUNTY	COUNTY JAIL. . . . .	-	-	-	-	-	-	-	
VERNON COUNTY	COUNTY JAIL. . . . .	7	-	-	-	5	-	-	
VILAS COUNTY	COUNTY JAIL. . . . .	6	-	3	-	3	-	2	
WALWORTH COUNTY	COUNTY JAIL. . . . .	17	-	6	-	10	-	1	
WASHBURN COUNTY	COUNTY JAIL. . . . .	1	-	-	-	1	-	-	
WASHINGTON COUNTY	COUNTY JAIL. . . . .	15	4	1	1	9	-	-	
WAUKESHA COUNTY	COUNTY JAIL. . . . .	69	7	7	6	40	-	6	
WAUPACA COUNTY	COUNTY JAIL. . . . .	15	-	-	2	13	-	-	
WAUSHARA COUNTY	COUNTY JAIL. . . . .	3	-	-	-	3	-	-	
WINNEBAGO COUNTY	COUNTY JAIL. . . . .	43	1	16	-	23	-	3	
WOOD COUNTY	COUNTY JAIL. . . . .	23	4	2	-	17	-	-	
STATE TOTAL	. . . . .	1 864	51	491	58	1 014	11	101	



Table 2. Institutional data, by county, by local jail within county

Name of county	Name of jail	Design/rated capacity of facility	Confinement units					
			Units for 1 inmate		Units for 2 inmates		Units for 3 or 4 inmates	
			Number of units	Average floor space (sq. ft.)	Number of units	Average floor space (sq. ft.)	Number of units	Average floor space (sq. ft.)
ILLINOIS (100 JAILS)								
ADAMS COUNTY	COUNTY JAIL. . . . .	48	-	24	54	-	-	
ALEXANDER COUNTY	COUNTY JAIL. . . . .	32	-	-	-	8	80	
BOND COUNTY	COUNTY JAIL. . . . .	10	-	5	80	-	-	
BOONE COUNTY	COUNTY JAIL. . . . .	34	2	-	-	3	58	
BROWN COUNTY	COUNTY JAIL. . . . .	6	-	1	192	1	256	
BUREAU COUNTY	COUNTY JAIL. . . . .	22	14	63	-	-	-	
CALHOUN COUNTY	COUNTY JAIL. . . . .	4	-	2	42	-	-	
CARROLL COUNTY	COUNTY JAIL. . . . .	19	11	60	-	-	-	
CASS COUNTY	COUNTY JAIL. . . . .	12	12	39	-	-	-	
CHAMPAIGN COUNTY	COUNTY JAIL. . . . .	78	2	66	29	49	-	
CHRISTIAN COUNTY	COUNTY JAIL. . . . .	29	19	56	-	-	-	
CLARK COUNTY	COUNTY JAIL. . . . .	8	-	4	80	-	-	
CLAY COUNTY	COUNTY JAIL. . . . .	12	-	4	160	1	210	
CLINTON COUNTY	COUNTY JAIL. . . . .	44	-	8	41	7	79	
COLES COUNTY	COUNTY JAIL. . . . .	38	38	50	-	-	-	
COOK COUNTY	COUNTY JAIL DIVISION 1 . . . . . COUNTY JAIL DIVISION 2 . . . . . CO. WOMENS CORRECTNL CENTER. COUNTY JAIL DIVISION 4 . . . . .	2620 1318 197 704	- 104 186 -	- 70 75 -	1305 -	32 -	- -	
CRAWFORD COUNTY	COUNTY JAIL. . . . .	21	16	42	120	1	204	
CUMBERLAND COUNTY	COUNTY JAIL. . . . .	14	-	4	49	-	-	
DE KALB COUNTY	COUNTY JAIL. . . . .	72	6	43	19	48	72	
DE WITT COUNTY	COUNTY JAIL. . . . .	29	7	40	11	48	-	
DOUGLAS COUNTY	COUNTY JAIL. . . . .	11	8	30	-	-	600	
DU PAGE COUNTY	COUNTY JAIL. . . . .	104	16	48	-	5	64	
EDGAR COUNTY	COUNTY JAIL. . . . .	25	4	54	2	54	108	
EFFINGHAM COUNTY	COUNTY JAIL. . . . .	20	-	-	10	39	-	
FAYETTE COUNTY	COUNTY JAIL. . . . .	36	-	9	48	4	80	
FORD COUNTY	COUNTY JAIL. . . . .	14	2	38	3	40	-	
FRANKLIN COUNTY	COUNTY JAIL. . . . .	32	8	49	8	56	90	
FULTON COUNTY	COUNTY JAIL. . . . .	20	-	-	10	81	-	
GALLATIN COUNTY	COUNTY JAIL. . . . .	14	-	3	70	-	-	
GREENE COUNTY	COUNTY JAIL. . . . .	11	10	100	-	-	-	
GRUNDY COUNTY	COUNTY JAIL. . . . .	37	27	60	-	-	-	
HAMILTON COUNTY	COUNTY JAIL. . . . .	14	2	120	-	3	160	
HANCOCK COUNTY	COUNTY JAIL. . . . .	13	5	56	4	103	-	
HENDERSON COUNTY	COUNTY JAIL. . . . .	14	-	-	-	-	-	
HENRY COUNTY	COUNTY JAIL. . . . .	53	13	54	3	100	96	
IROQUOIS COUNTY	COUNTY JAIL. . . . .	56	-	-	-	-	14	
JACKSON COUNTY	COUNTY JAIL. . . . .	64	-	-	-	-	16	
JASPER COUNTY	COUNTY JAIL. . . . .	14	-	7	48	-	-	
JEFFERSON COUNTY	COUNTY JAIL. . . . .	28	-	-	-	4	100	
JERSEY COUNTY	COUNTY JAIL. . . . .	24	4	80	10	42	-	
JO DAVIESS COUNTY	COUNTY JAIL. . . . .	21	12	54	-	-	-	
KANE COUNTY	COUNTY JAIL. . . . .	109	102	56	-	-	-	
KANKAKEE COUNTY	COUNTY JAIL. . . . .	110	110	54	-	-	-	
KENDALL COUNTY	COUNTY JAIL. . . . .	16	-	4	42	2	56	
KNOX COUNTY	COUNTY JAIL. . . . .	42	34	60	-	-	-	
LAKE COUNTY	COUNTY JAIL. . . . .	132	36	60	-	1	300	

See footnotes at end of table.

Table 2. Institutional data, by county, by local jail within county—Continued

Name of county	Name of jail	Confinement units—Continued				Year jail was built	Institutional characteristics		
		Units for 5 or more inmates		Other units with beds			Changes planned to jail between 1978 and 1982 (Y=Yes, N=No)		
		Number of units	Average floor space (sq. ft.)	Number of units	Average floor space (sq. ft.)		Renovating jail	Building new jail	Closing jail
ILLINOIS (100 JAILS)									
ADAMS COUNTY	COUNTY JAIL. . . . .	-	-	-	-	1948	N	N	N
ALEXANDER COUNTY	COUNTY JAIL. . . . .	-	-	-	-	1963	N	N	N
BOND COUNTY	COUNTY JAIL. . . . .	-	-	-	-	1974	N	N	N
BOONE COUNTY	COUNTY JAIL. . . . .	2	2439	2	70	1975	N	N	N
BROWN COUNTY	COUNTY JAIL. . . . .	-	-	-	-	1936	Y	N	N
BUREAU COUNTY	COUNTY JAIL. . . . .	-	-	2	160	1974	N	N	N
CALHOUN COUNTY	COUNTY JAIL. . . . .	-	-	-	-	1858	N	N	N
CARROLL COUNTY	COUNTY JAIL. . . . .	-	-	2	375	1858	N	N	N
CASS COUNTY	COUNTY JAIL. . . . .	-	-	-	-	1839	N	N	N
CHAMPAIGN COUNTY	COUNTY JAIL. . . . .	2	288	1	42	1895	N	Y	Y
CHRISTIAN COUNTY	COUNTY JAIL. . . . .	2	2396	-	-	1975	N	N	N
CLARK COUNTY	COUNTY JAIL. . . . .	-	-	-	-	1890	N	N	N
CLAY COUNTY	COUNTY JAIL. . . . .	-	-	-	-	1975	N	N	N
CLINTON COUNTY	COUNTY JAIL. . . . .	-	-	-	-	1966	N	N	N
COLES COUNTY	COUNTY JAIL. . . . .	-	-	-	-	1976	N	N	N
COOK COUNTY	COUNTY JAIL DIVISION 1 . . . . . COUNTY JAIL DIVISION 2 . . . . . CO. WOMENS CORRECTNL CENTER. COUNTY JAIL DIVISION 4 . . . . .	1 24	1500 3200	- 1	- 896 1200	1927 1959 1972 1975	Y Y N N	N N N Y	N N N N
CRAWFORD COUNTY	COUNTY JAIL. . . . .	-	-	-	-	1918	N	N	N
CUMBERLAND COUNTY	COUNTY JAIL. . . . .	1	1297	-	-	1960	N	N	N
DE KALB COUNTY	COUNTY JAIL. . . . .	1	1405	5	57	1900	N	Y	Y
DE WITT COUNTY	COUNTY JAIL. . . . .	-	-	-	-	1903	N	N	N
DOUGLAS COUNTY	COUNTY JAIL. . . . .	-	-	1	50	1930	Y	N	N
DU PAGE COUNTY	COUNTY JAIL. . . . .	4	1200	1	240	1958	N	Y	Y
EDGAR COUNTY	COUNTY JAIL. . . . .	-	-	2	120	1891	N	N	N
EFFINGHAM COUNTY	COUNTY JAIL. . . . .	-	-	-	-	1913	N	N	N
FAYETTE COUNTY	COUNTY JAIL. . . . .	-	-	1	90	1968	N	N	N
FORD COUNTY	COUNTY JAIL. . . . .	-	-	1	240	1872	Y	N	N
FRANKLIN COUNTY	COUNTY JAIL. . . . .	-	-	-	-	1915	N	N	N
FULTON COUNTY	COUNTY JAIL. . . . .	-	-	-	-	1867	N	Y	Y
GALLATIN COUNTY	COUNTY JAIL. . . . .	1	1516	-	-	1938	N	N	N
GREENE COUNTY	COUNTY JAIL. . . . .	-	-	1	60	1974	N	N	N
GRUNDY COUNTY	COUNTY JAIL. . . . .	1	1249	-	-	1975	N	N	N
HAMILTON COUNTY	COUNTY JAIL. . . . .	-	-	-	-	1938	N	N	N
HANCOCK COUNTY	COUNTY JAIL. . . . .	-	-	-	-	1866	Y	N	N
HENDERSON COUNTY	COUNTY JAIL. . . . .	2	804	1	54	1935	Y	N	N
HENRY COUNTY	COUNTY JAIL. . . . .	4	457	1	60	1928	N	N	N
IROQUOIS COUNTY	COUNTY JAIL. . . . .	-	-	-	-	1966	N	N	N
JACKSON COUNTY	COUNTY JAIL. . . . .	-	-	-	-	1928	N	N	N
JASPER COUNTY	COUNTY JAIL. . . . .	-	-	-	-	1912	N	N	N
JEFFERSON COUNTY	COUNTY JAIL. . . . .	1	1747	-	-	1939	N	N	N
JERSEY COUNTY	COUNTY JAIL. . . . .	-	-	-	-	1900	N	N	N
JO DAVIESS COUNTY	COUNTY JAIL. . . . .	-	-	2	214	1976	N	N	N
KANE COUNTY	COUNTY JAIL. . . . .	-	-	4	104	1973	N	N	N
KANKAKEE COUNTY	COUNTY JAIL. . . . .	-	-	-	-	1973	N	N	N
KENDALL COUNTY	COUNTY JAIL. . . . .	-	-	-	-	1893	N	N	N
KNOX COUNTY	COUNTY JAIL. . . . .	1	1769	-	-	1976	N	N	N
LAKE COUNTY	COUNTY JAIL. . . . .	5	1440	6	60	1968	N	N	N

Table 2. Institutional data, by county, by local jail within county--Continued

Name of county	Name of jail	Design/rated capacity of facility	Confinement units					
			Units for 1 inmate		Units for 2 inmates		Units for 3 or 4 inmates	
			Number of units	Average floor space (sq. ft.)	Number of units	Average floor space (sq. ft.)	Number of units	Average floor space (sq. ft.)
ILLINOIS--CONTINUED								
LA SALLE COUNTY	COUNTY JAIL. . . . .	56	43	56	-	-	11	62
LEE COUNTY	COUNTY JAIL. . . . .	55	11	54	-	-	-	-
LIVINGSTON COUNTY	COUNTY JAIL. . . . .	45	3	65	20	50	-	-
LOGAN COUNTY	COUNTY JAIL. . . . .	14	14	54	-	-	-	-
MCDONOUGH COUNTY	COUNTY JAIL. . . . .	36	-	-	6	40	-	-
MCHENRY COUNTY	COUNTY JAIL. . . . .	-	-	-	-	-	-	-
MCLEAN COUNTY	COUNTY JAIL. . . . .	74	60	64	-	-	25	64
MACON COUNTY	COUNTY JAIL. . . . .	112	8	40	-	-	-	-
MACOUPIN COUNTY	COUNTY JAIL. . . . .	18	-	-	8	54	-	-
MADISON COUNTY	COUNTY JAIL. . . . .	88	1	54	34	40	-	80
MARION COUNTY	COUNTY JAIL. . . . .	43	1	60	7	60	5	80
MARSHALL COUNTY	COUNTY JAIL. . . . .	16	-	-	8	54	-	-
MASON COUNTY	COUNTY JAIL. . . . .	13	13	35	-	-	-	-
MASSAC COUNTY	COUNTY JAIL. . . . .	18	-	-	3	48	-	176
MENARD COUNTY	COUNTY JAIL. . . . .	6	6	36	-	-	-	-
MERCER COUNTY	COUNTY JAIL. . . . .	18	-	-	9	49	-	-
MONROE COUNTY	COUNTY JAIL. . . . .	6	6	56	-	-	-	-
MONTGOMERY COUNTY	COUNTY JAIL. . . . .	34	-	-	16	48	-	-
MORGAN COUNTY	COUNTY JAIL. . . . .	12	-	-	14	54	-	-
MOULTRIE COUNTY	COUNTY JAIL. . . . .	28	-	-	-	-	3	100
OGLE COUNTY	COUNTY JAIL. . . . .	50	3	54	-	-	-	-
PEORIA COUNTY	COUNTY JAIL. . . . .	206	2	35	102	35	-	-
PERRY COUNTY	COUNTY JAIL. . . . .	8	8	54	-	-	-	-
PIATT COUNTY	COUNTY JAIL. . . . .	14	-	-	1	48	4	48
PIKE COUNTY	COUNTY JAIL. . . . .	14	2	80	6	80	-	-
PULASKI COUNTY	COUNTY JAIL. . . . .	20	1	54	-	-	3	600
PUTNAM COUNTY	COUNTY JAIL. . . . .	4	-	-	2	24	-	-
RANDOLPH COUNTY	COUNTY JAIL. . . . .	17	14	57	-	-	3	350
RICHLAND COUNTY	COUNTY JAIL. . . . .	14	2	72	-	-	-	-
ROCK ISLAND COUNTY	COUNTY JAIL. . . . .	117	-	-	54	44	-	-
ST. CLAIR COUNTY	COUNTY JAIL. . . . .	248	53	96	-	-	20	100
SALINE COUNTY	COUNTY JAIL. . . . .	37	1	108	16	108	-	-
SANGAMON COUNTY	COUNTY JAIL. . . . .	120	5	54	4	72	17	80
	SPRINGFIELD CITY JAIL. . . . .	78	-	-	5	191	17	72
SCHUYLER COUNTY	COUNTY JAIL. . . . .	7	7	49	-	-	-	-
SHELBY COUNTY	COUNTY JAIL. . . . .	15	10	77	2	77	-	-
STARK COUNTY	COUNTY JAIL. . . . .	16	-	-	8	49	-	-
STEPHENSON COUNTY	COUNTY JAIL. . . . .	37	17	48	-	-	2	200
TAZEWELL COUNTY	COUNTY JAIL. . . . .	117	1	35	9	35	10	35
UNION COUNTY	COUNTY JAIL. . . . .	8	-	-	4	96	-	-
VERMILION COUNTY	COUNTY JAIL. . . . .	135	112	65	-	-	-	-
WABASH COUNTY	COUNTY JAIL. . . . .	12	4	72	4	72	-	-
WARREN COUNTY	COUNTY JAIL. . . . .	42	-	-	21	40	-	-
WASHINGTON COUNTY	COUNTY JAIL. . . . .	8	8	72	-	-	-	-
WAYNE COUNTY	COUNTY JAIL. . . . .	16	-	-	8	80	-	-
WHITE COUNTY	CITY/COUNTY JAIL. . . . .	10	10	60	-	-	-	-
WHITESIDE COUNTY	COUNTY JAIL. . . . .	42	2	72	-	-	-	-
WILL COUNTY	COUNTY JAIL. . . . .	104	-	-	1	63	7	88

See footnotes at end of table.

Table 2. Institutional data, by county, by local jail within county--Continued

Name of county	Name of jail	Confinement units--Continued				Year jail was built	Institutional characteristics		
		Units for 5 or more inmates		Other units with beds			Changes planned to jail between 1978 and 1982 (Y=Yes, N=No)		
		Number of units	Average floor space (sq. ft.)	Number of units	Average floor space (sq. ft.)		Renovating jail	Building new jail	Closing jail
ILLINOIS--CONTINUED									
LA SALLE COUNTY	COUNTY JAIL. . . . .	1	1978	5	56	1975	N	N	N
LEE COUNTY	COUNTY JAIL. . . . .	-	-	-	-	1970	N	N	N
LIVINGSTON COUNTY	COUNTY JAIL. . . . .	-	-	1	96	1867	N	N	N
LOGAN COUNTY	COUNTY JAIL. . . . .	-	-	-	-	1868	N	Y	Y
MCDONOUGH COUNTY	COUNTY JAIL. . . . .	2	1119	-	-	1965	Y	N	N
MCHENRY COUNTY	COUNTY JAIL. . . . .	-	-	-	-	NA	N	N	N
MCLEAN COUNTY	COUNTY JAIL. . . . .	1	400	4	86	1975	N	N	N
MACON COUNTY	COUNTY JAIL. . . . .	-	-	1	64	1938	N	N	N
MACOUPIN COUNTY	COUNTY JAIL. . . . .	-	-	1	100	1857	N	Y	Y
MADISON COUNTY	COUNTY JAIL. . . . .	2	225	1	96	1870	N	Y	Y
MARION COUNTY	COUNTY JAIL. . . . .	1	2338	-	-	1965	N	N	N
MARSHALL COUNTY	COUNTY JAIL. . . . .	-	-	-	-	1900	N	N	N
MASON COUNTY	COUNTY JAIL. . . . .	-	-	-	-	1920	N	N	N
MASSAC COUNTY	COUNTY JAIL. . . . .	-	-	-	-	1942	N	N	N
MENARD COUNTY	COUNTY JAIL. . . . .	-	-	-	-	1870	N	N	N
MERCER COUNTY	COUNTY JAIL. . . . .	-	-	-	-	1909	N	N	N
MONROE COUNTY	COUNTY JAIL. . . . .	-	-	-	-	1902	N	N	N
MONTGOMERY COUNTY	COUNTY JAIL. . . . .	-	-	2	48	1908	Y	N	N
MORGAN COUNTY	COUNTY JAIL. . . . .	2	870	-	-	1862	N	Y	Y
MOULTRIE COUNTY	COUNTY JAIL. . . . .	-	-	-	-	1915	N	N	N
OGLE COUNTY	COUNTY JAIL. . . . .	4	385	1	150	1969	N	N	N
PEORIA COUNTY	COUNTY JAIL. . . . .	-	-	-	-	1915	N	Y	Y
PERRY COUNTY	COUNTY JAIL. . . . .	-	-	-	-	1874	N	N	N
PIATT COUNTY	COUNTY JAIL. . . . .	-	-	-	-	1871	N	N	N
PIKE COUNTY	COUNTY JAIL. . . . .	-	-	-	-	1894	N	N	N
PULASKI COUNTY	COUNTY JAIL. . . . .	2	1115	-	-	1913	N	N	N
PUTNAM COUNTY	COUNTY JAIL. . . . .	-	-	-	-	1839	N	N	N
RANDOLPH COUNTY	COUNTY JAIL. . . . .	-	-	2	56	1975	N	N	N
RICHLAND COUNTY	COUNTY JAIL. . . . .	-	-	-	-	1968	N	N	N
ROCK ISLAND COUNTY	COUNTY JAIL. . . . .	-	-	1	450	1920	Y	Y	Y
ST. CLAIR COUNTY	COUNTY JAIL. . . . .	6	450	2	225	1968	N	N	N
SALINE COUNTY	COUNTY JAIL. . . . .	-	-	2	108	1970	N	N	N
SANGAMON COUNTY	COUNTY JAIL. . . . .	-	-	2	294	1965	N	N	N
	SPRINGFIELD CITY JAIL. . . . .	-	196	-	-	1928	Y	N	N
SCHUYLER COUNTY	COUNTY JAIL. . . . .	-	-	-	-	1900	N	N	N
SHELBY COUNTY	COUNTY JAIL. . . . .	-	-	1	77	1884	N	N	N
STARK COUNTY	COUNTY JAIL. . . . .	-	-	-	-	1895	N	N	N
STEPHENSON COUNTY	COUNTY JAIL. . . . .	2	1275	-	-	1964	N	N	N
TAZEWELL COUNTY	COUNTY JAIL. . . . .	5	302	-	-	1962	N	N	N
UNION COUNTY	COUNTY JAIL. . . . .	-	-	-	-	1900	N	N	N
VERMILION COUNTY	COUNTY JAIL. . . . .	-	-	7	189	1974	N	N	N
WABASH COUNTY	COUNTY JAIL. . . . .	-	-	-	-	1974	N	N	N
WARREN COUNTY	COUNTY JAIL. . . . .	-	-	-	-	1915	N	N	N
WASHINGTON COUNTY	COUNTY JAIL. . . . .	-	-	-	-	1972	N	N	N
WAYNE COUNTY	COUNTY JAIL. . . . .	-	-	-	-	1930	N	N	N
WHITE COUNTY	CITY/COUNTY JAIL. . . . .	-	-	-	-	1974	N	N	N
WHITESIDE COUNTY	COUNTY JAIL. . . . .	4	853	-	-	1914	N	Y	Y
WILL COUNTY	COUNTY JAIL. . . . .	6	755	1	385	1964	N	N	N

Table 2. Institutional data, by county, by local jail within county—Continued

Name of county	Name of jail	Designated capacity of facility	Confinement units					
			Units for 1 inmate		Units for 2 inmates		Units for 3 or 4 inmates	
			Number of units	Average floor space (sq. ft.)	Number of units	Average floor space (sq. ft.)	Number of units	Average floor space (sq. ft.)
ILLINOIS--CONTINUED								
WILLIAMSON COUNTY	COUNTY JAIL. . . . .	53	-	-	-	-	12	54
WINNEBAGO COUNTY	COUNTY JAIL. . . . .	189	162	63	-	-	-	-
WOODFORD COUNTY	COUNTY JAIL. . . . .	30	1	48	9	48	1	168
STATE TOTAL	. . . . .		1 401		2 223		263	

See footnotes at end of table.

Table 2. Institutional data, by county, by local jail within county—Continued

Name of county	Name of jail	Confinement units--Continued				Institutional characteristics			
		Units for 5 or more inmates		Other units with beds		Year jail was built	Changes planned to jail between 1978 and 1982 (Y=Yes, N=No)		
		Number of units	Average floor space (sq. ft.)	Number of units	Average floor space (sq. ft.)		Renovating jail	Building new jail	Closing jail
ILLINOIS--CONTINUED									
WILLIAMSON COUNTY	COUNTY JAIL. . . . .	-	-	2	54	1970	N	N	N
WINNEBAGO COUNTY	COUNTY JAIL. . . . .	-	-	23	90	1973	N	N	N
WOODFORD COUNTY	COUNTY JAIL. . . . .	1	3132	1	48	1894	N	N	N
STATE TOTAL	. . . . .	91		95			N 89 Y 11	N 88 Y 12	N 89 Y 11



Table 2. Institutional data, by county, by local jail within county—Continued

Name of county	Name of jail	Design/rated capacity of facility	Confinement units					
			Units for 1 inmate		Units for 2 inmates		Units for 3 or 4 inmates	
			Number of units	Average floor space (sq. ft.)	Number of units	Average floor space (sq. ft.)	Number of units	Average floor space (sq. ft.)
INDIANA--CONTINUED								
MARSHALL COUNTY	COUNTY JAIL. . . . .	47	10	54	-	-	1	300
MARTIN COUNTY	COUNTY JAIL. . . . .	11	1	48	5	48	-	-
MIAMI COUNTY	COUNTY JAIL. . . . .	25	-	-	4	100	1	200
MONROE COUNTY	COUNTY JAIL. . . . .	65	36	48	-	-	-	-
MONTGOMERY COUNTY	COUNTY JAIL. . . . .	37	15	54	11	54	-	-
MORGAN COUNTY	COUNTY JAIL. . . . .	54	-	-	27	54	-	-
NEWTON COUNTY	COUNTY JAIL. . . . .	18	8	60	3	80	1	100
NOBLE COUNTY	COUNTY JAIL. . . . .	20	2	79	-	-	3	152
OHIO COUNTY	COUNTY JAIL. . . . .	3	3	54	-	-	-	-
ORANGE COUNTY	COUNTY JAIL. . . . .	16	-	-	1	80	1	200
OWEN COUNTY	COUNTY JAIL. . . . .	17	1	108	8	32	-	-
PERRY COUNTY	COUNTY JAIL. . . . .	40	-	-	2	70	9	70
PIKE COUNTY	COUNTY JAIL. . . . .	36	-	-	5	64	6	96
PORTER COUNTY	COUNTY JAIL. . . . .	162	10	46	8	80	26	85
POSEY COUNTY	COUNTY JAIL. . . . .	14	14	36	-	-	-	-
PULASKI COUNTY	COUNTY JAIL. . . . .	18	4	32	1	48	3	96
PUTNAM COUNTY	COUNTY JAIL. . . . .	26	6	54	-	-	-	-
RANDOLPH COUNTY	COUNTY JAIL. . . . .	29	20	54	1	150	-	-
RIPLEY COUNTY	COUNTY JAIL. . . . .	14	2	108	6	162	-	-
RUSH COUNTY	COUNTY JAIL. . . . .	53	-	-	26	64	-	-
ST. JOSEPH COUNTY	COUNTY JAIL. . . . .	136	18	72	3	100	25	100
SCOTT COUNTY	COUNTY JAIL. . . . .	24	8	64	8	64	-	-
SHELBY COUNTY	COUNTY JAIL. . . . .	46	10	45	2	64	8	135
SPENCER COUNTY	COUNTY JAIL. . . . .	18	-	-	-	-	1	320
STARKE COUNTY	COUNTY JAIL. . . . .	36	4	54	2	81	5	228
STEBEN COUNTY	COUNTY JAIL. . . . .	37	1	28	12	548	-	-
SULLIVAN COUNTY	COUNTY JAIL. . . . .	12	8	54	2	108	-	-
SWITZERLAND COUNTY	COUNTY JAIL. . . . .	10	2	60	4	60	-	-
TIPPECANOE COUNTY	COUNTY JAIL. . . . .	62	5	54	19	64	2	96
TIPTON COUNTY	COUNTY JAIL. . . . .	22	10	34	5	64	-	-
VANDEBURGH COUNTY	COUNTY JAIL. . . . .	276	36	54	-	-	6	108
VERMILLION COUNTY	COUNTY JAIL. . . . .	16	16	54	-	-	-	-
VIGO COUNTY	COUNTY JAIL. . . . .	105	-	-	52	45	-	-
WABASH COUNTY	COUNTY JAIL. . . . .	21	1	100	10	35	-	-
WARREN COUNTY	COUNTY JAIL. . . . .	16	-	-	8	45	-	-
WARRICK COUNTY	COUNTY JAIL. . . . .	32	4	81	14	81	-	-
WASHINGTON COUNTY	COUNTY JAIL. . . . .	21	-	-	3	60	1	240
WAYNE COUNTY	COUNTY JAIL. . . . .	118	4	60	12	80	-	-
WELLS COUNTY	COUNTY JAIL. . . . .	22	2	54	-	-	5	96
WHITLEY COUNTY	COUNTY JAIL. . . . .	20	20	36	-	-	-	-
STATE TOTAL			841		660		353	

See footnotes at end of table.

Table 2. Institutional data, by county, by local jail within county—Continued

Name of county	Name of jail	Confinement units--Continued				Year jail was built	Institutional characteristics		
		Units for 5 or more inmates		Other units with beds			Changes planned to jail between 1978 and 1982 (Y=Yes, N=No)		
		Number of units	Average floor space (sq. ft.)	Number of units	Average floor space (sq. ft.)		Renovating jail	Building new jail	Closing jail
INDIANA--CONTINUED									
MARSHALL COUNTY	COUNTY JAIL. . . . .	4	865	4	80	1974	N	N	N
MARTIN COUNTY	COUNTY JAIL. . . . .	-	-	-	-	1864	N	N	N
MIAMI COUNTY	COUNTY JAIL. . . . .	2	2180	-	-	1900	N	N	N
MONROE COUNTY	COUNTY JAIL. . . . .	4	597	1	150	1936	N	N	N
MONTGOMERY COUNTY	COUNTY JAIL. . . . .	-	-	-	-	1972	N	N	N
MORGAN COUNTY	COUNTY JAIL. . . . .	-	-	-	-	1890	N	N	N
NEWTON COUNTY	COUNTY JAIL. . . . .	-	-	-	-	1932	N	N	N
NOBLE COUNTY	COUNTY JAIL. . . . .	1	1690	-	-	1967	Y	N	N
OHIO COUNTY	COUNTY JAIL. . . . .	-	-	-	-	1863	N	N	N
ORANGE COUNTY	COUNTY JAIL. . . . .	1	1890	-	-	1900	N	N	N
OWEN COUNTY	COUNTY JAIL. . . . .	-	-	-	-	1917	N	N	N
PERRY COUNTY	COUNTY JAIL. . . . .	-	-	-	-	1965	N	N	N
PIKE COUNTY	COUNTY JAIL. . . . .	-	-	-	-	1900	N	N	N
PORTER COUNTY	COUNTY JAIL. . . . .	3	152	6	165	1973	N	N	N
POSEY COUNTY	COUNTY JAIL. . . . .	-	-	-	-	1878	N	Y	Y
PULASKI COUNTY	COUNTY JAIL. . . . .	-	-	-	-	1956	N	N	N
PUTNAM COUNTY	COUNTY JAIL. . . . .	2	839	-	-	1920	N	N	N
RANDOLPH COUNTY	COUNTY JAIL. . . . .	1	1698	-	-	1882	N	N	N
RIPLEY COUNTY	COUNTY JAIL. . . . .	-	-	-	-	1964	N	N	N
RUSH COUNTY	COUNTY JAIL. . . . .	-	-	-	-	1977	N	N	N
ST. JOSEPH COUNTY	COUNTY JAIL. . . . .	1	1200	-	-	1969	Y	N	N
SCOTT COUNTY	COUNTY JAIL. . . . .	-	-	-	-	1895	N	N	N
SHELBY COUNTY	COUNTY JAIL. . . . .	-	-	-	-	1873	Y	N	N
SPENCER COUNTY	COUNTY JAIL. . . . .	2	969	2	58	1932	N	N	N
STARKE COUNTY	COUNTY JAIL. . . . .	1	1856	2	69	1976	N	N	N
STEBEN COUNTY	COUNTY JAIL. . . . .	2	1078	-	-	1877	N	N	N
SULLIVAN COUNTY	COUNTY JAIL. . . . .	-	-	-	-	1890	N	N	N
SWITZERLAND COUNTY	COUNTY JAIL. . . . .	-	-	-	-	1850	N	N	N
TIPPECANOE COUNTY	COUNTY JAIL. . . . .	2	1107	-	-	1960	Y	N	N
TIPTON COUNTY	COUNTY JAIL. . . . .	-	-	2	120	1930	N	N	N
VANDEBURGH COUNTY	COUNTY JAIL. . . . .	15	648	8	128	1969	Y	N	N
VERMILLION COUNTY	COUNTY JAIL. . . . .	-	-	-	-	1898	N	N	N
VIGO COUNTY	COUNTY JAIL. . . . .	-	-	-	-	1908	N	N	N
WABASH COUNTY	COUNTY JAIL. . . . .	-	-	-	-	1880	N	Y	Y
WARREN COUNTY	COUNTY JAIL. . . . .	-	-	-	-	1910	N	N	N
WARRICK COUNTY	COUNTY JAIL. . . . .	-	-	-	-	1968	N	N	N
WASHINGTON COUNTY	COUNTY JAIL. . . . .	1	2300	1	60	1890	N	N	N
WAYNE COUNTY	COUNTY JAIL. . . . .	10	250	1	100	1959	N	N	N
WELLS COUNTY	COUNTY JAIL. . . . .	-	-	-	-	1890	N	N	N
WHITLEY COUNTY	COUNTY JAIL. . . . .	-	-	-	-	1875	N	N	N
STATE TOTAL		102		77			N 81 Y 9	N 84 Y 6	N 84 Y 6

Table 2. Institutional data, by county, by local jail within county—Continued

Name of county	Name of jail	Design/rated capacity of facility	Confinement units					
			Units for 1 inmate		Units for 2 inmates		Units for 3 or 4 inmates	
			Number of units	Average floor space (sq. ft.)	Number of units	Average floor space (sq. ft.)	Number of units	Average floor space (sq. ft.)
IOWA (91 JAILS)								
ADAIR COUNTY	COUNTY JAIL. . . . .	9	-	-	-	2	126	
ADAMS COUNTY	COUNTY JAIL. . . . .	12	-	-	1	72	240	
ALLAMAKEE COUNTY	COUNTY JAIL. . . . .	8	2	54	3	70	-	
APPANOOSE COUNTY	COUNTY JAIL. . . . .	16	2	54	1	54	108	
AUDUBON COUNTY	COUNTY JAIL. . . . .	18	-	-	2	49	-	
BENTON COUNTY	COUNTY JAIL. . . . .	9	-	-	3	93	-	
BLACK HAWK COUNTY	COUNTY JAIL. . . . .	114	2	54	-	-	320	
BREMER COUNTY	COUNTY JAIL. . . . .	12	5	51	-	-	345	
BUCHANAN COUNTY	COUNTY JAIL. . . . .	21	-	-	-	-	60	
BUENA VISTA COUNTY	COUNTY JAIL. . . . .	25	-	-	4	56	64	
BUTLER COUNTY	COUNTY JAIL. . . . .	10	-	-	1	96	120	
CALHOUN COUNTY	COUNTY JAIL. . . . .	10	4	54	-	-	-	
CARROLL COUNTY	COUNTY JAIL. . . . .	14	-	-	2	140	-	
CEDAR COUNTY	COUNTY JAIL. . . . .	8	-	-	2	63	49	
CERRO GORDO COUNTY	COUNTY JAIL. . . . .	44	-	-	6	35	272	
CHICKASAW COUNTY	COUNTY JAIL. . . . .	11	1	49	1	120	-	
CLARKE COUNTY	COUNTY JAIL. . . . .	10	-	-	-	-	-	
CLAY COUNTY	COUNTY JAIL. . . . .	16	2	82	2	50	-	
CLAYTON COUNTY	COUNTY JAIL. . . . .	12	12	48	-	-	-	
CLINTON COUNTY	COUNTY JAIL. . . . .	50	25	54	-	-	81	
CRAWFORD COUNTY	COUNTY JAIL. . . . .	19	-	-	-	-	112	
DALLAS COUNTY	COUNTY JAIL. . . . .	22	-	-	-	-	-	
DAVIS COUNTY	COUNTY JAIL. . . . .	10	-	-	5	56	-	
DELAWARE COUNTY	COUNTY JAIL. . . . .	12	12	54	-	-	-	
DES MOINES COUNTY	COUNTY JAIL. . . . .	40	1	70	3	70	-	
DICKINSON COUNTY	COUNTY JAIL. . . . .	12	-	-	6	54	-	
DUBUQUE COUNTY	COUNTY JAIL. . . . .	26	12	48	4	80	108	
EMMET COUNTY	COUNTY JAIL. . . . .	13	1	56	6	56	-	
FAYETTE COUNTY	COUNTY JAIL. . . . .	26	2	48	-	-	48	
FLOYD COUNTY	COUNTY JAIL. . . . .	26	-	-	1	100	100	
FRANKLIN COUNTY	COUNTY JAIL. . . . .	9	-	-	-	-	80	
FREMONT COUNTY	COUNTY JAIL. . . . .	10	-	-	5	180	-	
GREENE COUNTY	COUNTY JAIL. . . . .	8	-	-	4	54	-	
GRUNDY COUNTY	COUNTY JAIL. . . . .	12	4	54	2	54	100	
GUTHRIE COUNTY	COUNTY JAIL. . . . .	10	-	-	3	54	100	
HAMILTON COUNTY	WEBSTER CITY JAIL. . . . .	9	9	54	-	-	-	
HARDIN COUNTY	COUNTY JAIL. . . . .	30	-	-	3	60	-	
HARRISON COUNTY	COUNTY JAIL. . . . .	12	2	54	2	54	-	
HENRY COUNTY	COUNTY JAIL. . . . .	13	3	54	1	144	-	
HOWARD COUNTY	COUNTY JAIL. . . . .	16	2	42	4	84	-	
HUMBOLDT COUNTY	COUNTY JAIL. . . . .	16	-	-	2	63	-	
IOWA COUNTY	COUNTY JAIL. . . . .	10	2	96	-	-	-	
JACKSON COUNTY	COUNTY JAIL. . . . .	7	-	-	-	-	600	
JASPER COUNTY	COUNTY JAIL. . . . .	24	1	51	1	62	138	
JEFFERSON COUNTY	COUNTY JAIL. . . . .	12	6	65	-	-	-	
JOHNSON COUNTY	COUNTY JAIL. . . . .	28	4	50	9	50	-	
JONES COUNTY	COUNTY JAIL. . . . .	12	-	-	2	96	-	
KEOKUK COUNTY	COUNTY JAIL. . . . .	14	-	-	3	158	-	

See footnotes at end of table.

Table 2. Institutional data, by county, by local jail within county—Continued

Name of county	Name of jail	Confinement units—Continued				Institutional characteristics			
		Units for 5 or more inmates		Other units with beds		Year jail was built	Changes planned to jail between 1978 and 1982, (Y=Yes; N=No)		
		Number of units	Average floor space (sq. ft.)	Number of units	Average floor space (sq. ft.)		Renovating jail	Building new jail	Closing jail
IOWA (91 JAILS)									
ADAIR COUNTY	COUNTY JAIL. . . . .	-	-	1	54	1903	Y	N	N
ADAMS COUNTY	COUNTY JAIL. . . . .	1	2260	-	-	1954	N	N	N
ALLAMAKEE COUNTY	COUNTY JAIL. . . . .	-	-	-	-	1939	N	N	N
APPANOOSE COUNTY	COUNTY JAIL. . . . .	1	1660	-	-	1974	N	N	N
AUDUBON COUNTY	COUNTY JAIL. . . . .	3	469	-	-	1937	N	N	N
BENTON COUNTY	COUNTY JAIL. . . . .	-	-	1	700	1900	N	N	N
BLACK HAWK COUNTY	COUNTY JAIL. . . . .	6	1200	1	400	1964	Y	N	N
BREMER COUNTY	COUNTY JAIL. . . . .	-	-	-	-	1975	N	N	N
BUCHANAN COUNTY	COUNTY JAIL. . . . .	1	1345	-	-	1939	N	N	N
BUENA VISTA COUNTY	COUNTY JAIL. . . . .	2	442	-	-	1971	N	N	N
BUTLER COUNTY	COUNTY JAIL. . . . .	-	-	-	-	1927	N	N	N
CALHOUN COUNTY	COUNTY JAIL. . . . .	1	994	-	-	1914	N	N	N
CARROLL COUNTY	COUNTY JAIL. . . . .	1	1098	-	-	1964	N	N	N
CEDAR COUNTY	COUNTY JAIL. . . . .	-	-	-	-	1883	N	N	N
CERRO GORDO COUNTY	COUNTY JAIL. . . . .	2	753	-	-	1938	Y	N	N
CHICKASAW COUNTY	COUNTY JAIL. . . . .	1	1838	-	-	1956	N	N	N
CLARKE COUNTY	COUNTY JAIL. . . . .	2	1035	-	-	1956	N	N	N
CLAY COUNTY	COUNTY JAIL. . . . .	1	1960	-	-	1939	N	N	N
CLAYTON COUNTY	COUNTY JAIL. . . . .	-	-	-	-	1870	N	N	N
CLINTON COUNTY	COUNTY JAIL. . . . .	1	2230	1	84	1969	N	N	N
CRAWFORD COUNTY	COUNTY JAIL. . . . .	1	2126	-	-	1974	N	N	N
DALLAS COUNTY	COUNTY JAIL. . . . .	3	419	-	-	1951	N	N	N
DAVIS COUNTY	COUNTY JAIL. . . . .	-	-	-	-	1972	N	N	N
DELAWARE COUNTY	COUNTY JAIL. . . . .	-	-	-	-	1967	N	N	N
DES MOINES COUNTY	COUNTY JAIL. . . . .	5	272	-	-	1935	Y	N	N
DICKINSON COUNTY	COUNTY JAIL. . . . .	-	-	-	-	1957	N	N	N
DUBUQUE COUNTY	COUNTY JAIL. . . . .	-	-	-	-	1974	N	N	N
EMMET COUNTY	COUNTY JAIL. . . . .	-	-	-	-	1929	N	N	N
FAYETTE COUNTY	COUNTY JAIL. . . . .	-	-	-	-	1880	N	N	N
FLOYD COUNTY	COUNTY JAIL. . . . .	2	782	-	-	1940	N	N	N
FRANKLIN COUNTY	COUNTY JAIL. . . . .	-	-	-	-	1890	N	N	N
FREMONT COUNTY	COUNTY JAIL. . . . .	-	-	-	-	1880	N	N	N
GREENE COUNTY	COUNTY JAIL. . . . .	-	-	-	-	1974	N	N	N
GRUNDY COUNTY	COUNTY JAIL. . . . .	-	-	-	-	1900	N	N	N
GUTHRIE COUNTY	COUNTY JAIL. . . . .	-	-	-	-	1962	N	N	N
HAMILTON COUNTY	WEBSTER CITY JAIL. . . . .	-	-	-	-	1970	N	N	N
HARDIN COUNTY	COUNTY JAIL. . . . .	2	777	2	87	1910	N	N	N
HARRISON COUNTY	COUNTY JAIL. . . . .	1	1600	-	-	1886	N	N	N
HENRY COUNTY	COUNTY JAIL. . . . .	1	1690	-	-	1963	N	N	N
HOWARD COUNTY	COUNTY JAIL. . . . .	1	1466	-	-	1885	N	N	N
HUMBOLDT COUNTY	COUNTY JAIL. . . . .	1	1066	-	-	1941	N	Y	Y
IOWA COUNTY	COUNTY JAIL. . . . .	1	1830	-	-	1925	N	N	N
JACKSON COUNTY	COUNTY JAIL. . . . .	-	-	1	80	1972	N	N	N
JASPER COUNTY	COUNTY JAIL. . . . .	-	-	-	-	1926	N	N	N
JEFFERSON COUNTY	COUNTY JAIL. . . . .	-	-	1	320	1972	N	N	N
JOHNSON COUNTY	COUNTY JAIL. . . . .	1	1930	-	-	1899	N	Y	Y
JONES COUNTY	COUNTY JAIL. . . . .	1	2130	-	-	1936	N	N	N
KEOKUK COUNTY	COUNTY JAIL. . . . .	1	2275	-	-	1870	N	N	N



Table 2. Institutional data, by county, by local jail within county--Continued

Name of county	Name of jail	Design/rated capacity of facility	Confinement units					
			Units for 1 inmate		Units for 2 inmates		Units for 3 or 4 inmates	
			Number of units	Average floor space (sq. ft.)	Number of units	Average floor space (sq. ft.)	Number of units	Average floor space (sq. ft.)
IOWA--CONTINUED								
KOSSUTH COUNTY	COUNTY JAIL. . . . .	4	4	96	-	-	-	-
LINN COUNTY	COUNTY JAIL. . . . .	60	-	-	2	75	2	160
LOUISA COUNTY	COUNTY JAIL. . . . .	19	-	-	4	54	-	-
LUCAS COUNTY	COUNTY JAIL. . . . .	12	1	150	-	-	1	720
LYON COUNTY	COUNTY JAIL. . . . .	16	-	-	4	60	2	56
MADISON COUNTY	COUNTY JAIL. . . . .	12	-	-	1	54	-	-
MAHASKA COUNTY	COUNTY JAIL. . . . .	26	4	64	-	-	5	64
MARION COUNTY	COUNTY JAIL. . . . .	10	-	-	5	54	-	-
MARSHALL COUNTY	COUNTY JAIL. . . . .	33	4	48	-	-	5	100
MILLS COUNTY	COUNTY JAIL. . . . .	9	2	40	-	-	-	-
MITCHELL COUNTY	COUNTY JAIL. . . . .	10	2	80	1	300	-	-
MONONA COUNTY	COUNTY JAIL. . . . .	12	3	96	-	-	2	240
MONROE COUNTY	COUNTY JAIL. . . . .	22	1	54	1	54	1	120
MONTGOMERY COUNTY	COUNTY JAIL. . . . .	12	-	-	6	80	-	-
MUSCATINE COUNTY	COUNTY JAIL. . . . .	38	-	-	2	110	6	56
OSCEOLA COUNTY	COUNTY JAIL. . . . .	9	1	64	-	-	2	294
PAGE COUNTY	COUNTY JAIL. . . . .	44	-	-	21	40	-	-
PALO ALTO COUNTY	COUNTY JAIL. . . . .	8	8	48	-	-	-	-
POCAHONTAS COUNTY	COUNTY JAIL. . . . .	12	2	60	-	-	1	215
POLK COUNTY	COUNTY JAIL. . . . .	147	4	48	9	48	16	92
	DES MOINES CITY JAIL. . . . .	136	1	32	15	80	-	-
POTTAWATTAMIE COUNTY	COUNTY JAIL. . . . .	41	29	64	-	-	-	-
POWESHIEK COUNTY	COUNTY JAIL. . . . .	15	2	60	6	60	-	-
RINGGOLD COUNTY	COUNTY JAIL. . . . .	5	2	54	-	-	1	300
SAC COUNTY	COUNTY JAIL. . . . .	10	-	-	1	81	2	130
SCOTT COUNTY	COUNTY JAIL. . . . .	128	-	-	2	54	1	110
SHELBY COUNTY	COUNTY JAIL. . . . .	6	2	168	2	58	-	-
SIoux COUNTY	COUNTY JAIL. . . . .	12	-	-	6	84	-	-
STORY COUNTY	COUNTY JAIL. . . . .	42	-	-	-	-	2	143
TAYLOR COUNTY	COUNTY JAIL. . . . .	6	-	-	-	-	-	-
UNION COUNTY	COUNTY JAIL. . . . .	11	3	48	-	-	2	110
VAN BUREN COUNTY	COUNTY JAIL. . . . .	16	-	-	8	80	-	-
WAPELLO COUNTY	COUNTY JAIL. . . . .	42	22	54	-	-	1	400
WARREN COUNTY	COUNTY JAIL. . . . .	16	-	-	4	82	2	140
WASHINGTON COUNTY	COUNTY JAIL. . . . .	20	-	-	2	54	4	54
WAYNE COUNTY	COUNTY JAIL. . . . .	8	3	54	-	-	-	-
WEBSTER COUNTY	COUNTY JAIL. . . . .	31	-	-	10	40	1	80
WINNEBAGO COUNTY	COUNTY LAW ENFORCEMENT CENTER	10	-	-	2	156	-	-
WINNESHIEK COUNTY	COUNTY JAIL. . . . .	12	2	40	2	40	-	-
WOODBURY COUNTY	COUNTY JAIL. . . . .	98	-	-	43	30	1	200
	SIoux CITY JAIL. . . . .	66	12	60	5	60	11	120
WORTH COUNTY	COUNTY JAIL. . . . .	4	4	54	-	-	-	-
WRIGHT COUNTY	COUNTY JAIL. . . . .	26	-	-	3	60	-	-
STATE TOTAL			234		261		119	

See footnotes at end of table.

Table 2. Institutional data, by county, by local jail within county--Continued

Name of county	Name of jail	Confinement units--Continued				Year jail was built	Institutional characteristics		
		Units for 5 or more inmates		Other units with beds			Changes planned to jail between 1978 and 1982 (Y=Yes, N=No)		
		Number of units	Average floor space (sq. ft.)	Number of units	Average floor space (sq. ft.)		Renovating jail	Building new jail	Closing jail
IOWA--CONTINUED									
KOSSUTH COUNTY	COUNTY JAIL. . . . .	-	-	-	-	1900	N	N	N
LINN COUNTY	COUNTY JAIL. . . . .	6	336	-	-	1923	Y	N	N
LOUISA COUNTY	COUNTY JAIL. . . . .	-	-	2	177	1930	N	N	N
LUCAS COUNTY	COUNTY JAIL. . . . .	1	2875	-	-	1916	Y	N	N
LYON COUNTY	COUNTY JAIL. . . . .	-	-	-	-	1929	N	N	N
MADISON COUNTY	COUNTY JAIL. . . . .	1	2755	2	200	1902	N	N	N
MAHASKA COUNTY	COUNTY JAIL. . . . .	-	-	2	64	1875	N	N	N
MARION COUNTY	COUNTY JAIL. . . . .	-	-	-	-	1898	N	N	N
MARSHALL COUNTY	COUNTY JAIL. . . . .	-	-	3	145	1968	N	N	N
MILLS COUNTY	COUNTY JAIL. . . . .	1	3355	-	-	1915	N	N	N
MITCHELL COUNTY	COUNTY JAIL. . . . .	1	2855	-	-	1932	N	N	N
MONONA COUNTY	COUNTY JAIL. . . . .	-	-	-	-	1974	N	N	N
MONROE COUNTY	COUNTY JAIL. . . . .	2	655	-	-	1941	N	N	N
MONTGOMERY COUNTY	COUNTY JAIL. . . . .	-	-	-	-	1896	N	N	N
MUSCATINE COUNTY	COUNTY JAIL. . . . .	-	-	1	600	1903	N	N	N
OSCEOLA COUNTY	COUNTY JAIL. . . . .	-	-	-	-	1902	N	N	N
PAGE COUNTY	COUNTY JAIL. . . . .	-	-	1	150	1937	N	N	N
PALO ALTO COUNTY	COUNTY JAIL. . . . .	-	-	-	-	1908	N	N	N
POCAHONTAS COUNTY	COUNTY JAIL. . . . .	1	1360	-	-	1929	N	N	N
POLK COUNTY	COUNTY JAIL. . . . .	4	427	1	68	1907	N	N	N
	DES MOINES CITY JAIL. . . . .	6	343	-	-	1920	N	N	N
POTTAWATTAMIE COUNTY	COUNTY JAIL. . . . .	-	-	3	922	1977	N	N	N
POWESHIEK COUNTY	COUNTY JAIL. . . . .	-	-	-	-	1913	Y	N	N
RINGGOLD COUNTY	COUNTY JAIL. . . . .	-	-	-	-	1920	N	N	N
SAC COUNTY	COUNTY JAIL. . . . .	-	-	-	-	1944	N	N	N
SCOTT COUNTY	COUNTY JAIL. . . . .	4	1350	1	200	1897	Y	Y	N
SHELBY COUNTY	COUNTY JAIL. . . . .	-	-	-	-	1890	N	N	N
SIoux COUNTY	COUNTY JAIL. . . . .	-	-	-	-	1925	N	N	N
STORY COUNTY	COUNTY JAIL. . . . .	5	420	2	69	1968	N	N	N
TAYLOR COUNTY	COUNTY JAIL. . . . .	1	1980	-	-	1900	N	N	N
UNION COUNTY	COUNTY JAIL. . . . .	-	-	-	-	1976	N	N	N
VAN BUREN COUNTY	COUNTY JAIL. . . . .	-	-	-	-	1860	Y	N	N
WAPELLO COUNTY	COUNTY JAIL. . . . .	-	-	3	336	1911	N	N	N
WARREN COUNTY	COUNTY JAIL. . . . .	-	-	-	-	1938	N	N	N
WASHINGTON COUNTY	COUNTY JAIL. . . . .	-	-	-	-	1962	N	N	N
WAYNE COUNTY	COUNTY JAIL. . . . .	-	-	1	600	1880	N	N	N
WEBSTER COUNTY	COUNTY JAIL. . . . .	-	-	4	40	1900	N	N	N
WINNEBAGO COUNTY	COUNTY LAW ENFORCEMENT CENTER	1	1750	-	-	1939	N	N	N
WINNESHIEK COUNTY	COUNTY JAIL. . . . .	1	3580	-	-	1903	N	N	N
WOODBURY COUNTY	COUNTY JAIL. . . . .	1	3540	-	-	1916	N	Y	Y
	SIoux CITY JAIL. . . . .	-	-	-	-	1924	N	N	Y
WORTH COUNTY	COUNTY JAIL. . . . .	-	-	-	-	1893	N	N	N
WRIGHT COUNTY	COUNTY JAIL. . . . .	-	-	3	255	1955	N	N	N
STATE TOTAL		80		37			N 82 Y 9	N 87 Y 4	N 87 Y 4

Table 2. Institutional data, by county, by local jail within county—Continued

Name of county	Name of jail	Design/rated capacity of facility	Confinement units					
			Units for 1 inmate		Units for 2 inmates		Units for 3 or 4 inmates	
			Number of units	Average floor space (sq. ft.)	Number of units	Average floor space (sq. ft.)	Number of units	Average floor space (sq. ft.)
KANSAS (86 JAILS)								
ALLEN COUNTY	COUNTY JAIL. . . . .	24	-	-	-	-	2	64
ATCHISON COUNTY	COUNTY JAIL. . . . .	24	-	-	1	105	1	120
BARBER COUNTY	COUNTY JAIL. . . . .	8	8	54	-	-	-	-
BARTON COUNTY	COUNTY JAIL. . . . .	59	-	-	-	-	14	136
BOURBON COUNTY	COUNTY JAIL. . . . .	53	53	64	-	-	-	-
BROWN COUNTY	COUNTY JAIL. . . . .	16	-	-	8	54	-	-
BUTLER COUNTY	COUNTY JAIL. . . . .	35	2	52	1	64	4	230
CHAUTAQUA COUNTY	COUNTY JAIL. . . . .	18	-	-	1	108	-	-
CHEROKEE COUNTY	COUNTY JAIL. . . . .	32	-	-	2	112	7	144
CHEYENNE COUNTY	COUNTY JAIL. . . . .	4	-	-	2	150	-	-
CLARK COUNTY	COUNTY JAIL. . . . .	5	1	80	2	72	-	-
CLOUD COUNTY	COUNTY JAIL. . . . .	26	-	-	1	80	-	-
COWLEY COUNTY	COUNTY JAIL. . . . .	44	18	56	-	-	-	-
CRAWFORD COUNTY	COUNTY JAIL. . . . .	22	-	-	3	250	-	-
DECATUR COUNTY	COUNTY JAIL. . . . .	9	1	54	-	-	-	-
DICKINSON COUNTY	COUNTY JAIL. . . . .	25	-	-	6	112	3	300
DONIPHAN COUNTY	COUNTY JAIL. . . . .	14	-	-	1	80	1	144
DOUGLAS COUNTY	COUNTY JAIL. . . . .	52	32	75	4	107	1	156
EDWARDS COUNTY	COUNTY JAIL. . . . .	20	2	72	-	-	2	90
ELK COUNTY	COUNTY JAIL. . . . .	10	-	-	2	100	2	128
ELLIS COUNTY	COUNTY JAIL. . . . .	35	18	40	2	100	-	-
ELLSWORTH COUNTY	COUNTY JAIL. . . . .	20	-	-	-	-	5	240
FINNEY COUNTY	COUNTY JAIL. . . . .	38	-	-	1	98	1	150
FORD COUNTY	COUNTY JAIL. . . . .	39	3	35	2	35	-	-
FRANKLIN COUNTY	COUNTY JAIL. . . . .	30	4	60	-	-	2	135
GEARY COUNTY	COUNTY JAIL. . . . .	44	3	70	-	-	3	180
GRAHAM COUNTY	COUNTY JAIL. . . . .	16	-	-	-	-	4	96
GRANT COUNTY	COUNTY JAIL. . . . .	17	3	54	1	108	3	216
GREENWOOD COUNTY	COUNTY JAIL. . . . .	16	16	55	2	144	-	-
	EUREKA CITY JAIL. . . . .	4	-	-	-	-	-	-
	COUNTY JAIL. . . . .	16	-	-	2	156	3	221
HARPER COUNTY	COUNTY JAIL. . . . .	-	-	-	-	-	-	-
HARVEY COUNTY	COUNTY JAIL. . . . .	-	-	-	-	-	2	160
HODGEMAN COUNTY	COUNTY JAIL. . . . .	8	-	-	-	-	-	-
JEFFERSON COUNTY	COUNTY JAIL. . . . .	20	-	-	2	256	-	-
JEWELL COUNTY	COUNTY JAIL. . . . .	6	-	-	1	54	1	80
JOHNSON COUNTY	COUNTY JAIL. . . . .	122	-	-	-	-	-	-
KEARNY COUNTY	COUNTY JAIL. . . . .	24	-	-	1	108	5	227
KINGMAN COUNTY	COUNTY JAIL. . . . .	16	-	-	2	72	3	96
KIOWA COUNTY	COUNTY JAIL. . . . .	9	1	70	2	140	1	160
LABETTE COUNTY	COUNTY JAIL. . . . .	24	-	-	2	72	5	92
LANE COUNTY	COUNTY JAIL. . . . .	14	-	-	1	120	-	-
LEAVENWORTH COUNTY	COUNTY JAIL. . . . .	65	1	81	-	-	15	200
LINCOLN COUNTY	COUNTY JAIL. . . . .	14	2	42	-	-	-	-
LYON COUNTY	COUNTY JAIL. . . . .	30	6	112	4	132	4	625
MCPHERSON COUNTY	COUNTY JAIL. . . . .	27	3	108	-	-	2	252
MARION COUNTY	COUNTY JAIL. . . . .	20	-	-	2	72	-	-
MEADE COUNTY	COUNTY JAIL. . . . .	6	-	-	3	150	-	-
MIAMI COUNTY	COUNTY JAIL. . . . .	22	-	-	7	120	-	-

See footnotes at end of table.

Table 2. Institutional data, by county, by local jail within county—Continued

Name of county	Name of jail	Confinement units—Continued				Year jail was built	Institutional characteristics		
		Units for 5 or more inmates		Other units with beds			Changes planned to jail between 1978 and 1982 (Y=Yes, N=No)		
		Number of units	Average floor space (sq. ft.)	Number of units	Average floor space (sq. ft.)		Renovating jail	Building new jail	Closing jail
KANSAS (86 JAILS)									
ALLEN COUNTY	COUNTY JAIL. . . . .	2	1940	-	-	1959	N	N	N
ATCHISON COUNTY	COUNTY JAIL. . . . .	2	2102	1	48	1941	N	N	N
BARBER COUNTY	COUNTY JAIL. . . . .	-	-	-	-	1958	N	N	N
BARTON COUNTY	COUNTY JAIL. . . . .	-	-	2	77	1953	Y	N	N
BOURBON COUNTY	COUNTY JAIL. . . . .	-	-	-	-	1977	N	N	N
BROWN COUNTY	COUNTY JAIL. . . . .	-	-	-	-	1925	N	N	N
BUTLER COUNTY	COUNTY JAIL. . . . .	2	2172	1	220	1971	N	N	N
CHAUTAQUA COUNTY	COUNTY JAIL. . . . .	2	1472	-	-	1921	N	N	N
CHEROKEE COUNTY	COUNTY JAIL. . . . .	-	-	-	-	1956	N	N	N
CHEYENNE COUNTY	COUNTY JAIL. . . . .	-	-	-	-	1916	N	N	N
CLARK COUNTY	COUNTY JAIL. . . . .	-	-	-	-	1959	N	N	N
CLOUD COUNTY	COUNTY JAIL. . . . .	4	730	-	-	1931	Y	N	N
COWLEY COUNTY	COUNTY JAIL. . . . .	2	1940	2	64	1962	N	N	N
CRAWFORD COUNTY	COUNTY JAIL. . . . .	2	1726	1	108	1921	N	N	N
DECATUR COUNTY	COUNTY JAIL. . . . .	1	2996	-	-	1926	N	N	N
DICKINSON COUNTY	COUNTY JAIL. . . . .	-	-	1	140	1956	N	N	N
DONIPHAN COUNTY	COUNTY JAIL. . . . .	1	2800	-	-	1957	N	N	N
DOUGLAS COUNTY	COUNTY JAIL. . . . .	1	1760	-	-	1976	N	N	N
EDWARDS COUNTY	COUNTY JAIL. . . . .	2	908	-	-	1930	N	N	N
ELK COUNTY	COUNTY JAIL. . . . .	-	-	1	49	1960	N	N	N
ELLIS COUNTY	COUNTY JAIL. . . . .	2	1258	-	-	1975	N	N	N
ELLSWORTH COUNTY	COUNTY JAIL. . . . .	-	-	-	-	1918	N	Y	Y
FINNEY COUNTY	COUNTY JAIL. . . . .	4	605	-	-	1928	N	Y	N
FORD COUNTY	COUNTY JAIL. . . . .	4	516	-	-	1931	N	N	N
FRANKLIN COUNTY	COUNTY JAIL. . . . .	1	1884	1	135	1972	Y	N	N
GEARY COUNTY	COUNTY JAIL. . . . .	5	534	-	-	1951	Y	N	N
GRAHAM COUNTY	COUNTY JAIL. . . . .	-	-	-	-	1958	N	N	N
GRANT COUNTY	COUNTY JAIL. . . . .	-	-	-	-	1972	N	N	N
GREENWOOD COUNTY	COUNTY JAIL. . . . .	-	-	-	-	1956	N	N	N
	EUREKA CITY JAIL. . . . .	-	-	-	-	1966	N	N	N
HARPER COUNTY	COUNTY JAIL. . . . .	-	-	-	-	1976	N	N	N
HARVEY COUNTY	COUNTY JAIL. . . . .	-	-	-	-	NA	N	N	N
HODGEMAN COUNTY	COUNTY JAIL. . . . .	-	-	-	-	1929	N	N	N
JEFFERSON COUNTY	COUNTY JAIL. . . . .	2	1377	2	256	1933	N	N	N
JEWELL COUNTY	COUNTY JAIL. . . . .	-	-	-	-	1900	N	N	N
JOHNSON COUNTY	COUNTY JAIL. . . . .	12	346	9	62	1952	N	N	N
KEARNY COUNTY	COUNTY JAIL. . . . .	-	-	2	48	1963	Y	N	N
KINGMAN COUNTY	COUNTY JAIL. . . . .	-	-	-	-	1959	Y	N	N
KIOWA COUNTY	COUNTY JAIL. . . . .	-	-	-	-	1973	N	N	N
LABETTE COUNTY	COUNTY JAIL. . . . .	-	-	-	-	1950	N	N	N
LANE COUNTY	COUNTY JAIL. . . . .	2	1827	-	-	1930	Y	N	N
LEAVENWORTH COUNTY	COUNTY JAIL. . . . .	-	-	1	81	1938	N	N	N
LINCOLN COUNTY	COUNTY JAIL. . . . .	2	1827	-	-	1930	N	N	N
LYON COUNTY	COUNTY JAIL. . . . .	-	-	-	-	1977	N	N	N
MCPHERSON COUNTY	COUNTY JAIL. . . . .	2	1920	-	-	1958	N	N	N
MARION COUNTY	COUNTY JAIL. . . . .	2	1764	1	54	1929	N	N	N
MEADE COUNTY	COUNTY JAIL. . . . .	-	-	-	-	1933	N	N	N
MIAMI COUNTY	COUNTY JAIL. . . . .	1	3840	-	-	1967	N	N	N

Table 2. Institutional data, by county, by local jail within county—Continued

Name of county	Name of jail	Design/rated capacity of facility	Confinement units					
			Units for 1 inmate		Units for 2 inmates		Units for 3 or 4 inmates	
			Number of units	Average floor space (sq. ft.)	Number of units	Average floor space (sq. ft.)	Number of units	Average floor space (sq. ft.)
KANSAS--CONTINUED								
MITCHELL COUNTY	COUNTY JAIL. . . . .	14	2	59	2	136	-	-
MONTGOMERY COUNTY	COUNTY JAIL. . . . .	61	-	-	18	60	5	98
MORRIS COUNTY	COUNTY JAIL. . . . .	8	-	-	-	-	2	268
MORTON COUNTY	COUNTY JAIL. . . . .	14	1	57	2	91	2	89
NEOSHO COUNTY	COUNTY JAIL. . . . .	10	-	-	3	108	1	216
NESS COUNTY	COUNTY JAIL. . . . .	11	-	-	-	-	3	240
NORTON COUNTY	COUNTY JAIL. . . . .	7	-	-	3	48	-	-
OSBORNE COUNTY	COUNTY JAIL. . . . .	14	2	56	-	-	3	72
OTTAWA COUNTY	COUNTY JAIL. . . . .	7	1	48	3	48	-	-
PAWNEE COUNTY	COUNTY JAIL. . . . .	16	2	48	1	72	-	-
POTTAWATOMIE COUNTY	COUNTY JAIL. . . . .	18	-	-	1	144	4	144
PRATT COUNTY	COUNTY JAIL. . . . .	16	-	-	-	-	4	96
RAWLINS COUNTY	COUNTY JAIL. . . . .	10	-	-	2	105	1	196
RENO COUNTY	COUNTY JAIL. . . . .	68	5	50	-	-	2	352
REPUBLIC COUNTY	COUNTY JAIL. . . . .	14	1	169	-	-	1	256
RICE COUNTY	COUNTY JAIL. . . . .	26	3	72	2	72	2	90
RILEY COUNTY	COUNTY JAIL. . . . .	45	4	63	1	158	-	-
ROOKS COUNTY	COUNTY JAIL. . . . .	7	1	135	1	275	1	340
RUSSELL COUNTY	COUNTY JAIL. . . . .	26	2	54	-	-	6	80
SALINE COUNTY	COUNTY JAIL. . . . .	133	6	331	3	56	-	-
SCOTT COUNTY	COUNTY JAIL. . . . .	12	-	-	2	144	2	96
SEDGWICK COUNTY	COUNTY JAIL. . . . .	265	6	56	18	84	34	186
SEWARD COUNTY	COUNTY JAIL. . . . .	41	1	36	-	-	2	96
SHAWNEE COUNTY	COUNTY JAIL. . . . .	98	-	-	-	-	9	128
SHERIDAN COUNTY	COUNTY JAIL. . . . .	4	-	-	2	80	-	-
SHERMAN COUNTY	COUNTY JAIL. . . . .	27	1	54	-	-	2	81
SMITH COUNTY	COUNTY JAIL. . . . .	10	1	70	1	96	2	108
STANTON COUNTY	COUNTY JAIL. . . . .	6	-	-	1	48	1	48
STEVENS COUNTY	COUNTY JAIL. . . . .	14	-	-	2	63	-	-
SUMNER COUNTY	COUNTY JAIL. . . . .	34	-	-	-	-	9	144
THOMAS COUNTY	COUNTY JAIL. . . . .	9	5	88	2	80	-	-
WABAUNSEE COUNTY	COUNTY JAIL. . . . .	17	1	120	3	100	3	100
WALLACE COUNTY	COUNTY JAIL. . . . .	3	3	52	-	-	-	-
WASHINGTON COUNTY	COUNTY JAIL. . . . .	6	6	100	-	-	-	-
WILSON COUNTY	COUNTY JAIL. . . . .	18	-	-	5	144	2	144
WOODSON COUNTY	COUNTY JAIL. . . . .	10	-	-	1	90	2	120
WYANDOTTE COUNTY	COUNTY JAIL. . . . .	164	-	-	8	30	5	60
	KANSAS CITY JAIL. . . . .	42	-	-	2	80	8	80
STATE TOTAL			231		160		201	

See footnotes at end of table.

Table 2. Institutional data, by county, by local jail within county—Continued

Name of county	Name of jail	Confinement units--Continued				Year jail was built	Institutional characteristics		
		Units for 5 or more inmates		Other units with beds			Changes planned to jail between 1978 and 1982 (Y=Yes, N=No)		
		Number of units	Average floor space (sq. ft.)	Number of units	Average floor space (sq. ft.)		Renovating jail	Building new jail	Closing jail
KANSAS--CONTINUED									
MITCHELL COUNTY	COUNTY JAIL. . . . .	1	3560	-	-	1959	N	N	N
MONTGOMERY COUNTY	COUNTY JAIL. . . . .	-	-	2	102	1926	N	N	N
MORRIS COUNTY	COUNTY JAIL. . . . .	-	-	-	-	1969	N	N	N
MORTON COUNTY	COUNTY JAIL. . . . .	-	-	1	57	1962	N	N	N
NEOSHO COUNTY	COUNTY JAIL. . . . .	-	-	-	-	1952	N	N	N
NESS COUNTY	COUNTY JAIL. . . . .	-	-	-	-	1955	N	N	N
NORTON COUNTY	COUNTY JAIL. . . . .	-	-	-	168	1929	N	N	N
OSBORNE COUNTY	COUNTY JAIL. . . . .	-	-	-	-	1956	N	N	N
OTTAWA COUNTY	COUNTY JAIL. . . . .	-	-	-	-	1912	N	N	N
PAWNEE COUNTY	COUNTY JAIL. . . . .	2	1720	-	-	1952	N	N	N
POTTAWATOMIE COUNTY	COUNTY JAIL. . . . .	-	-	-	-	1970	N	N	N
PRATT COUNTY	COUNTY JAIL. . . . .	-	-	-	-	1900	N	N	N
RAWLINS COUNTY	COUNTY JAIL. . . . .	-	-	1	81	1978	N	N	N
RENO COUNTY	COUNTY JAIL. . . . .	7	744	1	256	1971	N	N	N
REPUBLIC COUNTY	COUNTY JAIL. . . . .	1	4441	-	-	1939	N	N	N
RICE COUNTY	COUNTY JAIL. . . . .	2	2167	-	-	1930	N	N	N
RILEY COUNTY	COUNTY JAIL. . . . .	5	1065	1	77	1940	N	N	N
ROOKS COUNTY	COUNTY JAIL. . . . .	-	-	-	-	1921	Y	N	N
RUSSELL COUNTY	COUNTY JAIL. . . . .	-	-	-	-	1958	N	N	N
SALINE COUNTY	COUNTY JAIL. . . . .	6	1165	8	309	1962	N	N	N
SCOTT COUNTY	COUNTY JAIL. . . . .	-	-	1	54	1950	Y	N	N
SEDGWICK COUNTY	COUNTY JAIL. . . . .	6	300	1	240	1958	N	N	N
SEWARD COUNTY	COUNTY JAIL. . . . .	2	3664	-	-	1956	N	N	N
SHAWNEE COUNTY	COUNTY JAIL. . . . .	4	342	-	-	1965	N	N	N
SHERIDAN COUNTY	COUNTY JAIL. . . . .	-	-	-	-	1932	N	N	N
SHERMAN COUNTY	COUNTY JAIL. . . . .	3	2419	-	-	1972	N	N	N
SMITH COUNTY	COUNTY JAIL. . . . .	-	-	-	-	1977	N	N	N
STANTON COUNTY	COUNTY JAIL. . . . .	-	-	-	-	1928	N	Y	Y
STEVENS COUNTY	COUNTY JAIL. . . . .	1	6443	-	-	1958	N	N	N
SUMNER COUNTY	COUNTY JAIL. . . . .	-	-	-	-	1931	N	Y	Y
THOMAS COUNTY	COUNTY JAIL. . . . .	-	-	1	64	1976	N	N	N
WABAUNSEE COUNTY	COUNTY JAIL. . . . .	-	-	-	-	1932	N	N	N
WALLACE COUNTY	COUNTY JAIL. . . . .	-	-	-	-	1914	N	N	N
WASHINGTON COUNTY	COUNTY JAIL. . . . .	-	-	-	-	1915	Y	N	N
WILSON COUNTY	COUNTY JAIL. . . . .	-	-	-	-	1975	N	N	N
WOODSON COUNTY	COUNTY JAIL. . . . .	-	-	-	-	1969	N	N	N
WYANDOTTE COUNTY	COUNTY JAIL. . . . .	2	62	2	30	1920	Y	N	N
	KANSAS CITY JAIL. . . . .	-	-	1	230	1973	N	N	N
STATE TOTAL		102		46			N 76 Y 10	N 82 Y 4	N 83 Y 3

Table 2. Institutional data, by county, by local jail within county—Continued

Name of county	Name of jail	Design/rated capacity of facility	Confinement units					
			Units for 1 inmate		Units for 2 inmates		Units for 3 or 4 inmates	
			Number of units	Average floor space (sq. ft.)	Number of units	Average floor space (sq. ft.)	Number of units	Average floor space (sq. ft.)
MICHIGAN (93 JAILS)								
ALCONA COUNTY	COUNTY JAIL. . . . .	13	-	-	-	-	3	195
ALGER COUNTY	COUNTY JAIL. . . . .	14	2	48	-	-	3	180
ALLEGAN COUNTY	COUNTY JAIL. . . . .	60	12	96	-	-	4	224
ALPENA COUNTY	COUNTY JAIL. . . . .	28	4	52	-	-	-	-
ANTRIM COUNTY	COUNTY JAIL. . . . .	22	2	54	-	-	5	216
ARENAC COUNTY	COUNTY JAIL. . . . .	14	2	60	-	-	3	120
BARRY COUNTY	COUNTY JAIL. . . . .	46	42	73	-	-	1	300
BAY COUNTY	COUNTY JAIL. . . . .	73	9	40	-	-	-	-
BENZIE COUNTY	COUNTY JAIL. . . . .	12	4	54	-	-	2	300
BERRIEN COUNTY	COUNTY JAIL. . . . .	199	20	56	-	-	20	60
BRANCH COUNTY	COUNTY JAIL. . . . .	52	9	54	-	-	-	-
CALHOUN COUNTY	COUNTY JAIL. . . . .	123	9	54	-	-	-	-
CASS COUNTY	COUNTY JAIL. . . . .	28	4	56	-	-	-	-
CHARLEVOIX COUNTY	COUNTY JAIL. . . . .	26	3	54	-	-	4	300
CHEBOYGAN COUNTY	COUNTY JAIL. . . . .	23	3	63	-	-	3	224
CHIPPEWA COUNTY	COUNTY JAIL. . . . .	56	16	67	4	91	1	204
CLARE COUNTY	COUNTY JAIL. . . . .	20	4	80	-	-	-	-
CLINTON COUNTY	COUNTY JAIL. . . . .	32	6	48	1	64	-	-
CRAWFORD COUNTY	COUNTY JAIL. . . . .	20	3	72	1	144	4	144
DELTA COUNTY	COUNTY JAIL. . . . .	44	4	72	-	-	4	279
DICKINSON COUNTY	COUNTY JAIL. . . . .	20	14	100	-	-	-	-
EATON COUNTY	COUNTY JAIL. . . . .	61	-	-	-	-	4	505
EMMET COUNTY	COUNTY JAIL. . . . .	20	2	64	-	-	3	135
GENESEE COUNTY	COUNTY JAIL. . . . .	382	15	51	9	48	4	96
	FLINT CITY JAIL. . . . .	71	20	48	-	-	-	-
GLADWIN COUNTY	COUNTY JAIL. . . . .	23	2	82	-	-	3	202
GOGEBIC COUNTY	COUNTY JAIL. . . . .	25	1	270	2	270	2	360
GRAND TRAVERSE COUNTY	COUNTY JAIL. . . . .	54	-	-	-	-	-	-
GRATIOT COUNTY	COUNTY JAIL. . . . .	45	3	72	-	-	-	-
HILLSDALE COUNTY	COUNTY JAIL. . . . .	27	11	72	-	-	4	182
HOUGHTON COUNTY	COUNTY JAIL. . . . .	25	7	154	-	-	6	324
HURON COUNTY	COUNTY JAIL. . . . .	42	22	100	1	150	3	150
INGHAM COUNTY	COUNTY JAIL. . . . .	248	22	74	-	-	2	185
IONIA COUNTY	COUNTY JAIL. . . . .	40	12	54	-	-	-	-
IOSCO COUNTY	COUNTY JAIL. . . . .	31	3	70	-	-	1	120
IRON COUNTY	COUNTY JAIL. . . . .	30	2	96	14	54	-	-
ISABELLA COUNTY	COUNTY JAIL. . . . .	40	-	-	4	214	2	214
JACKSON COUNTY	COUNTY JAIL. . . . .	105	10	48	-	-	-	-
KALAMAZOO COUNTY	COUNTY JAIL. . . . .	299	50	54	-	-	19	253
	KALAMAZOO CITY JAIL. . . . .	13	13	52	-	-	-	-
KENT COUNTY	COUNTY CORRECTIONAL FACILITY	466	143	52	-	-	36	215
	COUNTY SHERIFFS HONOR CAMP	48	-	-	-	-	-	-
KEWEENAW COUNTY	COUNTY JAIL. . . . .	8	-	-	-	-	2	230
LAKE COUNTY	COUNTY JAIL. . . . .	20	2	105	-	-	4	195
LAPEER COUNTY	COUNTY JAIL. . . . .	40	-	-	2	192	8	192
LEELANAU COUNTY	COUNTY JAIL. . . . .	18	2	54	-	-	1	160
LENAWEE COUNTY	COUNTY JAIL. . . . .	119	28	65	2	70	2	188
LIVINGSTON COUNTY	COUNTY JAIL. . . . .	61	9	80	-	-	8	500
MACKINAC COUNTY	COUNTY JAIL. . . . .	26	2	93	-	-	6	380

See footnotes at end of table.

Table 2. Institutional data, by county, by local jail within county—Continued

Name of county	Name of jail	Confinement units—Continued				Year jail was built	Institutional characteristics		
		Units for 3 or more inmates		Other units with beds			Changes planned to jail between 1978 and 1982 (Y=Yes, N=No)		
		Number of units	Average floor space (sq. ft.)	Number of units	Average floor space (sq. ft.)		Renovating jail	Building new jail	Closing jail
MICHIGAN (93 JAILS)									
ALCONA COUNTY	COUNTY JAIL. . . . .	-	-	1	77	1962	N	N	N
ALGER COUNTY	COUNTY JAIL. . . . .	-	-	-	-	1964	Y	N	N
ALLEGAN COUNTY	COUNTY JAIL. . . . .	4	836	2	400	1962	N	N	N
ALPENA COUNTY	COUNTY JAIL. . . . .	4	1190	-	-	1956	N	N	N
ANTRIM COUNTY	COUNTY JAIL. . . . .	-	-	-	-	1955	N	N	N
ARENAC COUNTY	COUNTY JAIL. . . . .	-	-	-	-	1953	N	Y	Y
BARRY COUNTY	COUNTY JAIL. . . . .	-	-	-	-	1971	N	N	N
BAY COUNTY	COUNTY JAIL. . . . .	3	1050	2	500	1940	N	Y	Y
BENZIE COUNTY	COUNTY JAIL. . . . .	-	-	-	-	1960	N	N	N
BERRIEN COUNTY	COUNTY JAIL. . . . .	4	760	4	257	1951	N	Y	N
BRANCH COUNTY	COUNTY JAIL. . . . .	8	621	-	-	1957	Y	N	N
CALHOUN COUNTY	COUNTY JAIL. . . . .	11	477	-	-	1953	N	N	N
CASS COUNTY	COUNTY JAIL. . . . .	4	875	1	25	1958	N	Y	Y
CHARLEVOIX COUNTY	COUNTY JAIL. . . . .	1	2620	-	-	1971	N	N	N
CHEBOYGAN COUNTY	COUNTY JAIL. . . . .	1	2535	1	108	1969	N	N	N
CHIPPEWA COUNTY	COUNTY JAIL. . . . .	5	506	-	-	1953	N	N	N
CLARE COUNTY	COUNTY JAIL. . . . .	2	1266	-	-	1957	N	N	N
CLINTON COUNTY	COUNTY JAIL. . . . .	4	698	-	-	1949	N	Y	N
CRAWFORD COUNTY	COUNTY JAIL. . . . .	-	-	-	-	1969	N	N	N
DELTA COUNTY	COUNTY JAIL. . . . .	4	840	-	-	1964	N	N	N
DICKINSON COUNTY	COUNTY JAIL. . . . .	-	-	4	100	1975	N	N	N
EATON COUNTY	COUNTY JAIL. . . . .	7	731	-	-	1961	N	N	N
EMMET COUNTY	COUNTY JAIL. . . . .	1	4097	-	-	1966	N	N	N
GENESEE COUNTY	COUNTY JAIL. . . . .	9	349	21	138	1930	N	N	N
	FLINT CITY JAIL. . . . .	4	1080	-	-	1958	N	N	N
GLADWIN COUNTY	COUNTY JAIL. . . . .	1	4348	1	8 1/2	1966	N	N	N
GOGEBIC COUNTY	COUNTY JAIL. . . . .	2	2364	-	-	1964	N	N	N
GRAND TRAVERSE COUNTY	COUNTY JAIL. . . . .	9	320	3	60	1965	N	N	N
GRATIOT COUNTY	COUNTY JAIL. . . . .	5	781	2	300	1939	N	Y	Y
HILLSDALE COUNTY	COUNTY JAIL. . . . .	-	-	-	-	1974	N	N	N
HOUGHTON COUNTY	COUNTY JAIL. . . . .	-	-	1	126	1962	Y	N	N
HURON COUNTY	COUNTY JAIL. . . . .	1	3388	-	-	1953	N	N	N
INGHAM COUNTY	COUNTY JAIL. . . . .	18	469	1	308	1963	Y	N	N
IONIA COUNTY	COUNTY JAIL. . . . .	4	782	-	-	1957	N	N	N
IOSCO COUNTY	COUNTY JAIL. . . . .	4	906	-	-	1954	Y	N	N
IRON COUNTY	COUNTY JAIL. . . . .	-	-	-	-	1936	N	N	N
ISABELLA COUNTY	COUNTY JAIL. . . . .	4	925	-	-	1960	N	N	N
JACKSON COUNTY	COUNTY JAIL. . . . .	8	468	8	288	1951	Y	N	N
KALAMAZOO COUNTY	COUNTY JAIL. . . . .	20	349	35	68	1971	N	N	N
	KALAMAZOO CITY JAIL. . . . .	-	-	-	-	1961	N	N	N
KENT COUNTY	COUNTY CORRECTIONAL FACILITY	26	281	9	151	1958	N	N	N
	COUNTY SHERIFFS HONOR CAMP	1	8488	-	-	1960	Y	N	N
KEWEENAW COUNTY	COUNTY JAIL. . . . .	-	-	-	-	1886	N	N	N
LAKE COUNTY	COUNTY JAIL. . . . .	1	3028	-	-	1964	N	N	N
LAPEER COUNTY	COUNTY JAIL. . . . .	-	-	1	192	1961	N	N	N
LEELANAU COUNTY	COUNTY JAIL. . . . .	2	1664	-	-	1959	N	N	N
LENAWEE COUNTY	COUNTY JAIL. . . . .	6	353	4	432	1953	N	N	N
LIVINGSTON COUNTY	COUNTY JAIL. . . . .	3	1746	-	-	1972	N	N	N
MACKINAC COUNTY	COUNTY JAIL. . . . .	-	-	-	-	1973	N	N	N

Table 2. Institutional data, by county, by local jail within county—Continued

Name of county	Name of jail	Design/rated capacity of facility	Confinement units					
			Units for 1 inmate		Units for 2 inmates		Units for 3 or 4 inmates	
			Number of units	Average floor space (sq. ft.)	Number of units	Average floor space (sq. ft.)	Number of units	Average floor space (sq. ft.)
MICHIGAN--CONTINUED								
MACOMB COUNTY	COUNTY JAIL . . . . .	347	182	53	-	-	6	215
MANISTEE COUNTY	COUNTY JAIL . . . . .	30	4	54	-	-	1	270
MARQUETTE COUNTY	COUNTY JAIL . . . . .	60	60	54	-	-	-	-
MASON COUNTY	COUNTY JAIL . . . . .	32	4	56	-	-	4	247
MECOSTA COUNTY	COUNTY JAIL . . . . .	30	4	66	-	-	2	195
MENOMINEE COUNTY	COUNTY JAIL . . . . .	26	26	57	-	-	-	-
MIDLAND COUNTY	COUNTY JAIL . . . . .	59	11	52	-	-	-	-
MISSAUKEE COUNTY	COUNTY JAIL . . . . .	12	4	54	-	-	2	216
MONROE COUNTY	COUNTY JAIL . . . . .	71	7	114	-	-	4	180
MONTCALM COUNTY	COUNTY JAIL . . . . .	54	6	42	-	-	6	130
MUSKEGON COUNTY	COUNTY JAIL . . . . .	156	16	52	-	-	2	253
NEWAYGO COUNTY	COUNTY JAIL . . . . .	36	4	48	-	-	5	144
OAKLAND COUNTY	COUNTY TRUSTY CAMP . . . . .	50	-	40	-	-	-	-
	CO. LAW ENFORCEMENT COMPLEX . . . . .	484	88	36	-	-	2	144
	MADISON HEIGHTS CITY JAIL . . . . .	14	6	40	-	-	-	-
	ROYAL OAK CITY JAIL . . . . .	11	11	40	-	-	-	-
OCEANA COUNTY	COUNTY JAIL . . . . .	28	8	54	-	-	-	-
OGEMAW COUNTY	COUNTY JAIL . . . . .	26	4	52	-	-	5	190
ONTONAGON COUNTY	COUNTY JAIL . . . . .	23	2	45	1	140	5	144
OSCEOLA COUNTY	COUNTY JAIL . . . . .	20	2	112	-	-	3	210
OTSEGO COUNTY	COUNTY JAIL . . . . .	23	2	72	-	-	5	196
OTTAWA COUNTY	COUNTY JAIL . . . . .	56	12	48	-	-	5	185
PRESQUE ISLE COUNTY	COUNTY JAIL . . . . .	18	4	54	-	-	2	180
ROSCOMMON COUNTY	COUNTY JAIL . . . . .	23	3	120	2	120	4	240
SAGINAW COUNTY	COUNTY JAIL . . . . .	219	25	63	-	-	-	-
ST. CLAIR COUNTY	COUNTY JAIL . . . . .	120	6	70	-	-	-	-
ST. JOSEPH COUNTY	COUNTY JAIL . . . . .	51	9	40	-	-	3	210
SANILAC COUNTY	COUNTY JAIL . . . . .	34	4	64	-	-	-	-
SCHOOLCRAFT COUNTY	COUNTY JAIL . . . . .	20	2	56	-	-	4	238
SHIAWASSEE COUNTY	COUNTY JAIL . . . . .	45	9	51	-	-	3	204
TUSCOLA COUNTY	COUNTY JAIL . . . . .	48	-	-	-	-	7	211
VAN BUREN COUNTY	COUNTY JAIL . . . . .	-	-	-	-	-	-	-
WASHTENAW COUNTY	COUNTY JAIL . . . . .	124	14	54	-	-	-	-
WAYNE COUNTY	COUNTY DETENTION ANNEX . . . . .	250	-	50	-	-	-	-
	COUNTY JAIL . . . . .	769	619	48	-	-	-	-
	DEARBORN CITY JAIL . . . . .	20	20	65	-	-	-	-
	DETROIT CITY HOUSE OF CORR. . . . .	1220	102	55	-	-	-	-
	FLAT ROCK CITY JAIL . . . . .	6	6	-	-	-	-	-
	HIGHLAND PARK CITY JAIL . . . . .	22	6	48	-	-	4	162
	INKSTER CITY JAIL . . . . .	6	4	72	-	-	1	256
	LINCOLN PARK CITY JAIL . . . . .	20	2	56	-	-	-	-
	RIVERVIEW CITY JAIL . . . . .	6	12	120	-	-	-	-
	SOUTHGATE CITY JAIL . . . . .	12	-	-	-	-	1	42
WEXFORD COUNTY	COUNTY JAIL . . . . .	24	-	-	2	35	1	42
STATE TOTAL			1 863		45		263	

See footnotes at end of table.

Table 2. Institutional data, by county, by local jail within county—Continued

Name of county	Name of jail	Confinement units--Continued				Year jail was built	Institutional characteristics		
		Units for 5 or more inmates		Other units with beds			Changes planned to jail between 1978 and 1982 (Y=Yes, N=No)		
		Number of units	Average floor space (sq. ft.)	Number of units	Average floor space (sq. ft.)		Renovating jail	Building new jail	Closing jail
MICHIGAN--CONTINUED									
MACOMB COUNTY	COUNTY JAIL . . . . .	8	469	6	36	1954	N	N	N
MANISTEE COUNTY	COUNTY JAIL . . . . .	3	2119	-	-	1950	N	N	N
MARQUETTE COUNTY	COUNTY JAIL . . . . .	-	-	1	84	1975	N	N	N
MASON COUNTY	COUNTY JAIL . . . . .	2	2991	-	-	1958	N	N	N
MECOSTA COUNTY	COUNTY JAIL . . . . .	3	2026	-	-	1964	N	N	N
MENOMINEE COUNTY	COUNTY JAIL . . . . .	-	-	-	-	1975	N	N	N
MIDLAND COUNTY	COUNTY JAIL . . . . .	8	694	-	-	1958	Y	N	N
MISSAUKEE COUNTY	COUNTY JAIL . . . . .	-	-	-	-	1957	N	N	N
MONROE COUNTY	COUNTY JAIL . . . . .	6	144	-	-	1929	N	Y	Y
MONTCALM COUNTY	COUNTY JAIL . . . . .	4	1513	-	-	1966	N	N	N
MUSKEGON COUNTY	COUNTY JAIL . . . . .	4	393	2	421	1958	Y	N	N
NEWAYGO COUNTY	COUNTY JAIL . . . . .	2	2542	-	-	1967	N	N	N
OAKLAND COUNTY	COUNTY TRUSTY CAMP . . . . .	1	4845	-	-	1971	N	N	N
	CO. LAW ENFORCEMENT COMPLEX . . . . .	42	363	9	56	1972	N	N	N
	MADISON HEIGHTS CITY JAIL . . . . .	-	-	-	-	1969	N	N	N
	ROYAL OAK CITY JAIL . . . . .	-	-	-	-	1964	N	N	N
OCEANA COUNTY	COUNTY JAIL . . . . .	1	4057	4	270	1968	N	N	N
OGEMAW COUNTY	COUNTY JAIL . . . . .	-	-	1	52	1962	N	N	N
ONTONAGON COUNTY	COUNTY JAIL . . . . .	-	-	-	-	1965	N	N	N
OSCEOLA COUNTY	COUNTY JAIL . . . . .	1	4003	-	-	1963	N	N	N
OTSEGO COUNTY	COUNTY JAIL . . . . .	-	-	1	72	1964	N	N	N
OTTAWA COUNTY	COUNTY JAIL . . . . .	3	1514	1	175	1961	N	N	N
PRESQUE ISLE COUNTY	COUNTY JAIL . . . . .	1	4048	1	96	1974	N	N	N
ROSCOMMON COUNTY	COUNTY JAIL . . . . .	-	-	-	-	1963	N	N	N
SAGINAW COUNTY	COUNTY JAIL . . . . .	7	430	25	80	1970	N	N	N
ST. CLAIR COUNTY	COUNTY JAIL . . . . .	9	498	-	-	1953	N	N	N
ST. JOSEPH COUNTY	COUNTY JAIL . . . . .	5	308	-	-	1962	N	N	N
SANILAC COUNTY	COUNTY JAIL . . . . .	6	866	-	-	1954	N	N	N
SCHOOLCRAFT COUNTY	COUNTY JAIL . . . . .	-	-	1	171	1957	N	N	N
SHIAWASSEE COUNTY	COUNTY JAIL . . . . .	3	1677	1	289	1963	N	N	N
TUSCOLA COUNTY	COUNTY JAIL . . . . .	2	2528	8	55	1966	N	N	N
VAN BUREN COUNTY	COUNTY JAIL . . . . .	-	-	-	-	NA	N	N	N
WASHTENAW COUNTY	COUNTY JAIL . . . . .	6	368	-	-	1934	N	Y	Y
WAYNE COUNTY	COUNTY DETENTION ANNEX . . . . .	8	1035	-	-	1930	N	N	N
	COUNTY JAIL . . . . .	18	225	1	100	1922	N	Y	N
	DEARBORN CITY JAIL . . . . .	-	-	-	-	1961	N	N	N
	DETROIT CITY HOUSE OF CORR. . . . .	15	5093	10	348	1928	N	N	N
	FLAT ROCK CITY JAIL . . . . .	-	-	-	-	1975	N	N	N
	HIGHLAND PARK CITY JAIL . . . . .	2	1184	1	160	1912	Y	N	N
	INKSTER CITY JAIL . . . . .	-	-	-	-	1964	Y	N	N
	LINCOLN PARK CITY JAIL . . . . .	-	-	-	-	1955	N	N	N
RIVERVIEW CITY JAIL . . . . .	-	-	-	-	1958	N	N	N	
SOUTHGATE CITY JAIL . . . . .	-	-	-	-	1975	N	N	N	
WEXFORD COUNTY	COUNTY JAIL . . . . .	2	1094	1	42	1963	N	N	N
STATE TOTAL		363		175			N 82 Y 11	N 84 Y 9	N 87 Y 6

Table 2. Institutional data, by county, by local jail within county—Continued

Name of county	Name of jail	Designated capacity of facility	Confinement units					
			Units for 1 inmate		Units for 2 inmates		Units for 3 or 4 inmates	
			Number of units	Average floor space (sq. ft.)	Number of units	Average floor space (sq. ft.)	Number of units	Average floor space (sq. ft.)
MINNESOTA (65 JAILS)								
AITKIN COUNTY	COUNTY JAIL. . . . .	25	1	100	-	-	6	64
ANOKA COUNTY	COUNTY JAIL. . . . .	62	5	45	4	48	7	64
BECKER COUNTY	COUNTY JAIL. . . . .	51	-	-	1	96	12	81
BELTRAMI COUNTY	COUNTY JAIL. . . . .	32	6	48	2	64	3	64
BLUE EARTH COUNTY	COUNTY JAIL. . . . .	56	3	72	3	104	3	218
BROWN COUNTY	COUNTY JAIL. . . . .	11	1	96	2	96	2	192
CARVER COUNTY	COUNTY JAIL. . . . .	24	2	48	-	-	1	192
CASS COUNTY	COUNTY JAIL. . . . .	30	-	-	-	-	8	160
CHIPPEWA COUNTY	COUNTY JAIL. . . . .	14	2	54	6	54	-	-
CLAY COUNTY	COUNTY JAIL. . . . .	56	6	54	8	180	-	-
CROW WING COUNTY	COUNTY JAIL. . . . .	20	-	-	2	54	2	54
DAKOTA COUNTY	COUNTY JAIL. . . . .	54	18	40	-	-	9	64
FARIBAUT COUNTY	COUNTY JAIL. . . . .	14	-	-	7	54	-	-
FILLMORE COUNTY	COUNTY JAIL. . . . .	21	1	63	1	100	3	100
FREEBORN COUNTY	COUNTY JAIL. . . . .	39	26	80	-	-	-	-
GOODHUE COUNTY	COUNTY JAIL. . . . .	34	2	64	2	105	2	437
HENNEPIN COUNTY	COUNTY CORRECTIONS FACILITY. COUNTY JAIL. . . . .	446 228	426 142	60 70	-	-	-	-
HOUSTON COUNTY	COUNTY JAIL. . . . .	17	7	54	5	98	-	-
ISANTI COUNTY	COUNTY JAIL. . . . .	9	1	50	2	50	1	72
ITASCA COUNTY	COUNTY JAIL. . . . .	30	2	54	10	54	-	-
JACKSON COUNTY	COUNTY JAIL. . . . .	10	6	80	-	-	1	360
KANDIYOHI COUNTY	COUNTY JAIL. . . . .	41	14	96	1	96	4	216
KOOCHICHING COUNTY	COUNTY JAIL. . . . .	24	-	-	7	58	-	-
LAC QUI PARLE COUNTY	COUNTY JAIL. . . . .	13	-	-	1	320	1	288
LAKE COUNTY	COUNTY JAIL. . . . .	16	1	32	-	-	4	144
LE SUEUR COUNTY	COUNTY JAIL. . . . .	24	24	48	-	-	-	-
LINCOLN COUNTY	COUNTY JAIL. . . . .	8	-	-	4	72	-	-
LYON COUNTY	MARSHALL CITY JAIL. . . . .	8	4	60	-	-	1	400
MC LEOD COUNTY	COUNTY JAIL. . . . .	8	8	48	-	-	-	-
MARSHALL COUNTY	COUNTY LAW ENFORCEMENT CENTER	12	7	54	1	140	1	192
MARTIN COUNTY	COUNTY JAIL. . . . .	28	-	-	6	299	-	-
MEEKER COUNTY	COUNTY JAIL. . . . .	17	2	60	2	48	2	72
MILLE LACS COUNTY	COUNTY JAIL. . . . .	24	8	54	3	108	2	216
MORRISON COUNTY	COUNTY JAIL. . . . .	24	8	80	2	54	-	-
MOWER COUNTY	COUNTY JAIL. . . . .	66	-	-	9	81	6	81
NICOLLET COUNTY	COUNTY JAIL. . . . .	16	-	-	8	80	-	-
NOBLES COUNTY	COUNTY JAIL. . . . .	21	4	60	6	150	1	324
OLMSTED COUNTY	COUNTY JAIL. . . . .	58	43	48	-	-	-	-
OTTER TAIL COUNTY	COUNTY JAIL. . . . .	28	4	44	12	50	-	-
PENNINGTON COUNTY	COUNTY JAIL. . . . .	15	8	99	-	-	-	-
PINE COUNTY	COUNTY JAIL. . . . .	10	-	-	1	96	2	168
RAMSEY COUNTY	COUNTY WORKSHOP. COUNTY JAIL. . . . .	257 91	-	-	-	-	-	-
REDWOOD COUNTY	COUNTY JAIL. . . . .	7	7	80	-	-	-	-
RENVILLE COUNTY	COUNTY JAIL. . . . .	18	2	100	-	-	4	81
RICE COUNTY	COUNTY JAIL. . . . .	25	16	54	-	-	-	-
ROCK COUNTY	COUNTY JAIL. . . . .	9	9	56	-	-	-	-
ROSEAU COUNTY	COUNTY JAIL. . . . .	16	-	-	2	64	1	64

See footnotes at end of table.

Table 2. Institutional data, by county, by local jail within county—Continued

Name of county	Name of jail	Confinement units—Continued				Year jail was built	Institutional characteristics		
		Units for 5 or more inmates		Other units with beds			Changes planned to jail between 1978 and 1982 (Y=Yes, N=No)		
		Number of units	Average floor space (sq. ft.)	Number of units	Average floor space (sq. ft.)		Renovating jail	Building new jail	Closing jail
MINNESOTA (65 JAILS)									
AITKIN COUNTY	COUNTY JAIL. . . . .	-	-	-	-	1915	N	Y	Y
ANOKA COUNTY	COUNTY JAIL. . . . .	-	-	1	900	1961	N	Y	N
BECKER COUNTY	COUNTY JAIL. . . . .	-	-	1	64	1917	N	Y	Y
BELTRAMI COUNTY	COUNTY JAIL. . . . .	1	2008	-	-	1971	N	N	N
BLUE EARTH COUNTY	COUNTY JAIL. . . . .	2	1022	2	669	1972	N	N	N
BROWN COUNTY	COUNTY JAIL. . . . .	-	-	-	-	1905	N	N	N
CARVER COUNTY	COUNTY JAIL. . . . .	3	766	-	-	1965	N	N	N
CASS COUNTY	COUNTY JAIL. . . . .	-	-	1	42	1965	N	N	N
CHIPPEWA COUNTY	COUNTY JAIL. . . . .	-	-	-	-	1912	Y	N	N
CLAY COUNTY	COUNTY JAIL. . . . .	3	1124	1	600	1965	N	N	N
CROW WING COUNTY	COUNTY JAIL. . . . .	1	3000	-	-	1917	N	Y	Y
DAKOTA COUNTY	COUNTY JAIL. . . . .	-	-	-	-	1961	N	N	N
FARIBAUT COUNTY	COUNTY JAIL. . . . .	-	-	-	-	1957	N	N	N
FILLMORE COUNTY	COUNTY JAIL. . . . .	1	2052	-	-	1971	N	N	N
FREEBORN COUNTY	COUNTY JAIL. . . . .	1	2504	1	80	1975	N	N	N
GOODHUE COUNTY	COUNTY JAIL. . . . .	-	-	3	379	1969	N	N	N
HENNEPIN COUNTY	COUNTY CORRECTIONS FACILITY. COUNTY JAIL. . . . .	1 5	1440 925	7 3	48 236	1931 1898	Y Y	N N	N N
HOUSTON COUNTY	COUNTY JAIL. . . . .	-	-	-	-	1875	Y	N	N
ISANTI COUNTY	COUNTY JAIL. . . . .	-	-	-	-	1889	N	N	N
ITASCA COUNTY	COUNTY JAIL. . . . .	1	2796	1	120	1950	N	Y	Y
JACKSON COUNTY	COUNTY JAIL. . . . .	-	-	1	70	1976	N	N	N
KANDIYOHI COUNTY	COUNTY JAIL. . . . .	1	3436	-	-	1965	N	N	N
KOOCHICHING COUNTY	COUNTY JAIL. . . . .	2	1550	-	-	1909	N	Y	Y
LAC QUI PARLE COUNTY	COUNTY JAIL. . . . .	1	2956	-	-	1964	N	N	N
LAKE COUNTY	COUNTY JAIL. . . . .	-	-	-	-	1905	N	N	N
LE SUEUR COUNTY	COUNTY JAIL. . . . .	-	-	-	-	1912	N	N	N
LINCOLN COUNTY	COUNTY JAIL. . . . .	-	-	-	-	1903	N	N	N
LYON COUNTY	MARSHALL CITY JAIL. . . . .	-	-	-	-	1964	N	N	N
MC LEOD COUNTY	COUNTY JAIL. . . . .	-	-	-	-	1900	N	N	Y
MARSHALL COUNTY	COUNTY LAW ENFORCEMENT CENTER	-	-	-	-	1976	N	N	N
MARTIN COUNTY	COUNTY JAIL. . . . .	2	1526	-	-	1973	N	N	N
MEEKER COUNTY	COUNTY JAIL. . . . .	1	2904	2	48	1976	N	N	N
MILLE LACS COUNTY	COUNTY JAIL. . . . .	-	-	2	54	1976	N	N	N
MORRISON COUNTY	COUNTY JAIL. . . . .	2	1448	-	-	1933	N	N	N
MOWER COUNTY	COUNTY JAIL. . . . .	3	1129	-	-	1967	N	N	N
NICOLLET COUNTY	COUNTY JAIL. . . . .	-	-	-	-	1920	N	N	N
NOBLES COUNTY	COUNTY JAIL. . . . .	-	-	-	-	1975	N	N	N
OLMSTED COUNTY	COUNTY JAIL. . . . .	-	-	15	50	1958	Y	N	N
OTTER TAIL COUNTY	COUNTY JAIL. . . . .	-	-	-	-	1921	N	N	N
PENNINGTON COUNTY	COUNTY JAIL. . . . .	-	-	2	212	1976	N	N	N
PINE COUNTY	COUNTY JAIL. . . . .	-	-	-	-	1939	N	Y	Y
RAMSEY COUNTY	COUNTY WORKSHOP. COUNTY JAIL. . . . .	7 -	2200 -	17 3	363 129	1960 1901	N N	N Y	N Y
REDWOOD COUNTY	COUNTY JAIL. . . . .	-	-	-	-	1900	N	N	N
RENVILLE COUNTY	COUNTY JAIL. . . . .	-	-	-	-	1905	N	N	N
RICE COUNTY	COUNTY JAIL. . . . .	1	3914	1	54	1976	N	N	N
ROCK COUNTY	COUNTY JAIL. . . . .	-	-	-	-	1900	N	N	N
ROSEAU COUNTY	COUNTY JAIL. . . . .	1	3466	-	-	1964	N	N	N



Table 2. Institutional data, by county, by local jail within county—Continued

Name of county	Name of jail	Confinement units						
		Design/rated capacity of facility	Units for 1 inmate		Units for 2 inmates		Units for 3 or 4 inmates	
			Number of units	Average floor space (sq. ft.)	Number of units	Average floor space (sq. ft.)	Number of units	Average floor space (sq. ft.)
MINNESOTA--CONTINUED								
ST. LOUIS COUNTY	NE REGIONAL CORRECTIONS CTR. COUNTY JAIL. . . . .	72	40	55	-	-	1	144
	CHISHOLM CITY JAIL. . . . .	138	38	56	50	56	-	-
	HIBBING CITY JAIL. . . . .	14	-	-	5	35	1	192
	HIBBING CITY JAIL. . . . .	12	-	-	2	150	2	54
SCOTT COUNTY	COUNTY JAIL. . . . .	20	8	54	-	-	2	144
SIBLEY COUNTY	COUNTY JAIL. . . . .	6	6	54	-	-	-	-
STEARNS COUNTY	COUNTY JAIL. . . . .	36	4	54	16	54	-	-
STEELE COUNTY	COUNTY JAIL. . . . .	24	-	-	2	117	3	192
TODD COUNTY	COUNTY JAIL. . . . .	17	1	48	-	-	-	-
WABASHA COUNTY	COUNTY JAIL. . . . .	14	10	44	2	160	-	-
WADENA COUNTY	COUNTY JAIL. . . . .	10	10	54	-	-	-	-
WASECA COUNTY	COUNTY JAIL. . . . .	26	6	60	1	113	3	116
WASHINGTON COUNTY	COUNTY JAIL. . . . .	50	22	54	-	-	6	495
WINONA COUNTY	COUNTY JAIL. . . . .	54	-	-	26	120	-	-
WRIGHT COUNTY	COUNTY JAIL. . . . .	38	10	59	9	96	2	120
YELLOW MEDICINE COUNTY	COUNTY JAIL. . . . .	12	-	-	4	36	1	72
STATE TOTAL	. . . . .		981		277		110	

See footnotes at end of table.

Table 2. Institutional data, by county, by local jail within county—Continued

Name of county	Name of jail	Confinement units—Continued				Institutional characteristics			
		Units for 5 or more inmates		Other units with beds		Year jail was built	Changes planned to jail between 1978 and 1982 (Y=Yes, N=No)		
		Number of units	Average floor space (sq. ft.)	Number of units	Average floor space (sq. ft.)		Renovating jail	Building new jail	Closing jail
MINNESOTA--CONTINUED									
ST. LOUIS COUNTY	NE REGIONAL CORRECTIONS CTR. COUNTY JAIL. . . . .	4	168	-	-	1939	N	N	N
	CHISHOLM CITY JAIL. . . . .	-	-	-	-	1923	Y	N	N
	CHISHOLM CITY JAIL. . . . .	-	-	-	-	1968	N	N	N
	HIBBING CITY JAIL. . . . .	-	-	-	-	1921	N	N	N
SCOTT COUNTY	COUNTY JAIL. . . . .	-	-	-	-	-	N	N	N
SIBLEY COUNTY	COUNTY JAIL. . . . .	-	-	1	240	1959	N	N	N
STEARNS COUNTY	COUNTY JAIL. . . . .	-	-	-	-	1915	N	N	N
STEELE COUNTY	COUNTY JAIL. . . . .	-	-	-	-	1923	Y	N	N
TODD COUNTY	COUNTY JAIL. . . . .	1	3538	2	96	1972	N	N	N
WABASHA COUNTY	COUNTY JAIL. . . . .	2	1678	-	-	1905	N	N	N
WADENA COUNTY	COUNTY JAIL. . . . .	-	-	-	-	1910	N	N	N
WASECA COUNTY	COUNTY JAIL. . . . .	-	-	-	-	1970	N	N	N
WASHINGTON COUNTY	COUNTY JAIL. . . . .	1	3476	-	-	1971	Y	N	N
WINONA COUNTY	COUNTY JAIL. . . . .	-	-	1	345	1972	N	N	N
WRIGHT COUNTY	COUNTY JAIL. . . . .	-	-	1	360	1913	N	Y	Y
YELLOW MEDICINE COUNTY	COUNTY JAIL. . . . .	-	-	2	70	1974	N	N	N
STATE TOTAL	. . . . .	48		71		1885	N 57 Y 8	N 56 Y 9	N 56 Y 9

Table 2. Institutional data, by county, by local jail within county—Continued

Name of county	Name of jail	Design/rated capacity of facility	Confinement units					
			Units for 1 inmate		Units for 2 inmates		Units for 3 or 4 inmates	
			Number of units	Average floor space (sq. ft.)	Number of units	Average floor space (sq. ft.)	Number of units	Average floor space (sq. ft.)
MISSOURI (137 JAILS)								
ADAIR COUNTY	COUNTY JAIL. . . . .	14	-	3	85	2	90	
ANDREW COUNTY	COUNTY JAIL. . . . .	22	-	3	100	4	100	
ATCHISON COUNTY	COUNTY JAIL. . . . .	8	-	4	52	-	-	
AUDRAIN COUNTY	COUNTY JAIL. . . . .	64	-	1	75	13	140	
BARRY COUNTY	COUNTY JAIL. . . . .	16	-	8	72	-	-	
BARTON COUNTY	COUNTY JAIL. . . . .	26	-	1	48	2	70	
BATES COUNTY	COUNTY JAIL. . . . .	22	-	1	60	1	100	
	BUTLER CITY JAIL. . . . .	8	-	3	36	-	-	
BENTON COUNTY	COUNTY JAIL. . . . .	15	-	1	96	-	-	
BOLLINGER COUNTY	COUNTY JAIL. . . . .	16	-	2	60	3	60	
BOONE COUNTY	COUNTY JAIL. . . . .	55	2	4	108	4	300	
	CENTRALIA CITY JAIL. . . . .	3	1	1	60	-	-	
BUCHANAN COUNTY	COUNTY JAIL. . . . .	58	58	-	-	-	-	
BUTLER COUNTY	COUNTY JAIL. . . . .	50	2	-	-	12	708	
CALLAWAY COUNTY	COUNTY JAIL. . . . .	21	-	2	40	4	72	
	FULTON CITY JAIL. . . . .	20	-	10	63	-	-	
CAMDEN COUNTY	COUNTY JAIL. . . . .	24	-	8	64	-	-	
CAPE GIRARDEAU COUNTY	COUNTY JAIL. . . . .	18	2	-	-	4	120	
	CAPE GIRARDEAU CITY JAIL. . . . .	30	-	12	56	-	-	
CARROLL COUNTY	COUNTY JAIL. . . . .	30	1	12	120	1	180	
CARTER COUNTY	COUNTY JAIL. . . . .	4	-	2	60	-	-	
CASS COUNTY	COUNTY JAIL. . . . .	22	2	-	-	2	180	
CEDAR COUNTY	COUNTY JAIL. . . . .	8	-	-	-	2	48	
CHARITON COUNTY	COUNTY JAIL. . . . .	26	-	2	40	4	36	
CHRISTIAN COUNTY	COUNTY JAIL. . . . .	18	-	7	64	1	100	
CLARK COUNTY	COUNTY JAIL. . . . .	8	-	-	-	2	120	
CLAY COUNTY	COUNTY JAIL. . . . .	76	-	-	-	14	320	
	EXCELSIOR SPRINGS CITY JAIL. . . . .	5	1	-	-	1	106	
CLINTON COUNTY	COUNTY JAIL. . . . .	20	-	2	108	4	108	
COLE COUNTY	COUNTY JAIL. . . . .	67	-	10	54	2	360	
COOPER COUNTY	COUNTY JAIL. . . . .	10	-	5	80	-	-	
CRAWFORD COUNTY	COUNTY JAIL. . . . .	44	-	2	58	10	68	
DADE COUNTY	COUNTY JAIL. . . . .	18	-	1	52	4	200	
DALLAS COUNTY	COUNTY JAIL. . . . .	20	-	-	-	5	100	
DAVIESS COUNTY	COUNTY JAIL. . . . .	10	-	1	112	-	-	
DENT COUNTY	COUNTY JAIL. . . . .	6	6	-	-	-	-	
DOUGLAS COUNTY	COUNTY JAIL. . . . .	21	-	-	-	5	100	
DUNKLIN COUNTY	COUNTY JAIL. . . . .	60	1	3	80	12	80	
FRANKLIN COUNTY	COUNTY JAIL. . . . .	26	-	12	35	-	-	
	PACIFIC CITY JAIL. . . . .	4	-	2	46	-	-	
GASCONADE COUNTY	COUNTY JAIL. . . . .	8	-	4	80	-	-	
	HERMANN CITY JAIL. . . . .	4	-	2	81	-	-	
	OWENSVILLE CITY JAIL. . . . .	3	1	1	56	-	-	
GENTRY COUNTY	COUNTY JAIL. . . . .	15	1	7	64	-	-	
GREENE COUNTY	COUNTY JAIL. . . . .	146	4	1	154	-	-	
GRUNDY COUNTY	COUNTY JAIL. . . . .	16	-	8	56	-	-	
	TRENTON CITY JAIL. . . . .	4	4	-	-	-	-	
HARRISON COUNTY	COUNTY JAIL. . . . .	10	-	2	50	-	-	
HENRY COUNTY	COUNTY JAIL. . . . .	34	-	3	96	1	120	
HICKORY COUNTY	COUNTY JAIL. . . . .	8	-	4	70	-	-	
HOLT COUNTY	COUNTY JAIL. . . . .	10	-	-	-	2	360	
HOWARD COUNTY	COUNTY JAIL. . . . .	20	5	-	-	2	320	

See footnotes at end of table.

Table 2. Institutional data, by county, by local jail within county—Continued

Name of county	Name of jail	Confinement units—Continued				Year jail was built	Institutional characteristics		
		Units for 5 or more inmates		Other units with beds			Changes planned to jail between 1978 and 1982 (Y=Yes, N=No)		
		Number of units	Average floor space (sq. ft.)	Number of units	Average floor space (sq. ft.)		Renovating jail	Building new jail	Closing jail
MISSOURI (137 JAILS)									
ADAIR COUNTY	COUNTY JAIL. . . . .	-	-	-	-	1976	Y	N	N
ANDREW COUNTY	COUNTY JAIL. . . . .	-	-	-	-	1918	N	N	N
ATCHISON COUNTY	COUNTY JAIL. . . . .	-	-	-	-	1885	N	N	N
AUDRAIN COUNTY	COUNTY JAIL. . . . .	1	5040	-	-	1925	N	N	N
BARRY COUNTY	COUNTY JAIL. . . . .	-	-	-	-	1975	N	N	N
BARTON COUNTY	COUNTY JAIL. . . . .	2	2345	-	-	1939	N	N	N
BATES COUNTY	COUNTY JAIL. . . . .	2	2360	-	-	1942	N	N	N
	BUTLER CITY JAIL. . . . .	-	-	1	140	1970	N	N	N
BENTON COUNTY	COUNTY JAIL. . . . .	1	4640	1	150	1856	N	N	N
BOLLINGER COUNTY	COUNTY JAIL. . . . .	-	-	-	-	1969	N	N	N
BOONE COUNTY	COUNTY JAIL. . . . .	2	330	3	150	1934	Y	N	N
	CENTRALIA CITY JAIL. . . . .	-	-	-	-	1924	N	N	N
BUCHANAN COUNTY	COUNTY JAIL. . . . .	-	-	-	-	1907	N	N	N
BUTLER COUNTY	COUNTY JAIL. . . . .	-	-	1	54	1929	N	N	N
CALLAWAY COUNTY	COUNTY JAIL. . . . .	-	-	1	52	1938	N	N	N
	FULTON CITY JAIL. . . . .	-	-	-	-	1939	N	N	N
CAMDEN COUNTY	COUNTY JAIL. . . . .	-	-	4	64	1977	N	N	N
CAPE GIRARDEAU COUNTY	COUNTY JAIL. . . . .	1	3540	-	-	1889	N	Y	Y
	CAPE GIRARDEAU CITY JAIL. . . . .	-	-	-	-	1975	N	N	N
CARROLL COUNTY	COUNTY JAIL. . . . .	-	-	1	120	1974	N	N	N
CARTER COUNTY	COUNTY JAIL. . . . .	-	-	-	-	1944	N	N	N
CASS COUNTY	COUNTY JAIL. . . . .	1	3330	1	168	1960	Y	N	N
CEDAR COUNTY	COUNTY JAIL. . . . .	-	-	-	-	1940	N	N	N
CHARITON COUNTY	COUNTY JAIL. . . . .	1	3030	-	-	1910	N	N	N
CHRISTIAN COUNTY	COUNTY JAIL. . . . .	-	-	-	-	1919	N	N	N
CLARK COUNTY	COUNTY JAIL. . . . .	-	-	-	-	1935	N	N	N
CLAY COUNTY	COUNTY JAIL. . . . .	1	280	3	146	1928	N	N	N
	EXCELSIOR SPRINGS CITY JAIL. . . . .	-	-	-	-	1916	N	N	N
CLINTON COUNTY	COUNTY JAIL. . . . .	-	-	-	-	1976	N	N	N
COLE COUNTY	COUNTY JAIL. . . . .	4	1310	-	-	1937	Y	N	N
COOPER COUNTY	COUNTY JAIL. . . . .	-	-	-	-	1847	N	Y	Y
CRAWFORD COUNTY	COUNTY JAIL. . . . .	-	-	-	-	1968	N	N	N
DADE COUNTY	COUNTY JAIL. . . . .	-	-	-	-	1961	N	N	N
DALLAS COUNTY	COUNTY JAIL. . . . .	-	-	-	-	1934	N	N	N
DAVIESS COUNTY	COUNTY JAIL. . . . .	1	5428	-	-	1939	N	N	N
DENT COUNTY	COUNTY JAIL. . . . .	-	-	-	-	1870	N	Y	N
DOUGLAS COUNTY	COUNTY JAIL. . . . .	-	-	1	48	1961	N	N	N
DUNKLIN COUNTY	COUNTY JAIL. . . . .	-	-	2	80	1975	N	N	N
FRANKLIN COUNTY	COUNTY JAIL. . . . .	-	-	-	-	1923	N	N	N
	PACIFIC CITY JAIL. . . . .	-	-	-	-	1900	Y	N	N
GASCONADE COUNTY	COUNTY JAIL. . . . .	-	-	-	-	1891	N	N	N
	HERMANN CITY JAIL. . . . .	-	-	-	-	1900	N	N	N
	OWENSVILLE CITY JAIL. . . . .	-	-	-	-	1906	N	N	N
GENTRY COUNTY	COUNTY JAIL. . . . .	-	-	-	-	1930	N	N	N
GREENE COUNTY	COUNTY JAIL. . . . .	8	257	-	-	1936	N	N	N
GRUNDY COUNTY	COUNTY JAIL. . . . .	-	-	-	-	1900	N	N	N
	TRENTON CITY JAIL. . . . .	-	-	-	-	1958	N	N	N
HARRISON COUNTY	COUNTY JAIL. . . . .	1	5168	-	-	1939	N	N	N
HENRY COUNTY	COUNTY JAIL. . . . .	4	1407	-	-	1952	N	N	N
HICKORY COUNTY	COUNTY JAIL. . . . .	-	-	-	-	1890	N	N	N
HOLT COUNTY	COUNTY JAIL. . . . .	-	-	1	144	1859	N	N	N
HOWARD COUNTY	COUNTY JAIL. . . . .	1	5292	-	-	1890	N	N	N

Table 2. Institutional data, by county, by local jail within county—Continued

Name of county	Name of jail	Design/rated capacity of facility	Confinement units					
			Units for 1 inmate		Units for 2 inmates		Units for 3 or 4 inmates	
			Number of units	Average floor space (sq. ft.)	Number of units	Average floor space (sq. ft.)	Number of units	Average floor space (sq. ft.)
MISSOURI--CONTINUED								
HOWELL COUNTY	COUNTY JAIL. . . . .	16	-	-	1	64	2	96
IRON COUNTY	COUNTY JAIL. . . . .	7	3	54	2	70	-	-
JACKSON COUNTY	COUNTY JAIL. . . . .	502	97	39	4	48	13	128
	KANSAS CITY MUN. CORR. INST.	360	-	-	-	-	-	-
	LEES SUMMIT CITY JAIL. . . . .	12	6	96	-	-	-	-
JASPER COUNTY	COUNTY JAIL. . . . .	85	3	72	13	96	-	-
	CARTHAGE CITY JAIL. . . . .	12	-	-	-	-	3	168
	JOPLIN CITY JAIL. . . . .	56	-	-	3	56	2	92
JEFFERSON COUNTY	COUNTY JAIL. . . . .	60	4	40	6	54	11	70
JOHNSON COUNTY	COUNTY JAIL. . . . .	20	-	-	-	-	-	-
KNOX COUNTY	COUNTY JAIL. . . . .	4	4	60	-	-	-	-
LACLEDE COUNTY	COUNTY JAIL. . . . .	22	-	-	5	64	1	180
LAFAYETTE COUNTY	COUNTY JAIL. . . . .	73	1	150	-	-	-	-
LAWRENCE COUNTY	COUNTY JAIL. . . . .	17	-	-	7	48	1	90
LINCOLN COUNTY	COUNTY JAIL. . . . .	14	-	-	3	54	2	80
MCDONALD COUNTY	COUNTY JAIL. . . . .	10	-	-	1	144	2	72
MACON COUNTY	COUNTY JAIL. . . . .	10	4	56	3	56	-	-
MADISON COUNTY	COUNTY JAIL. . . . .	12	-	-	-	-	3	168
MARIES COUNTY	COUNTY JAIL. . . . .	14	-	-	4	64	2	135
MARION COUNTY	COUNTY JAIL. . . . .	22	-	-	11	112	-	-
	HANNIBAL CITY JAIL. . . . .	19	15	45	-	-	1	68
MERCER COUNTY	COUNTY JAIL. . . . .	8	2	144	3	72	-	-
MILLER COUNTY	COUNTY JAIL. . . . .	20	-	-	-	-	5	120
MISSISSIPPI COUNTY	COUNTY JAIL. . . . .	62	-	-	-	-	-	-
MONITEAU COUNTY	COUNTY JAIL. . . . .	16	-	-	2	100	-	-
MONROE COUNTY	COUNTY JAIL. . . . .	8	-	-	4	54	-	-
MONTGOMERY COUNTY	COUNTY JAIL. . . . .	20	-	-	6	60	-	-
MORGAN COUNTY	COUNTY JAIL. . . . .	14	2	54	-	-	-	-
NEWTON COUNTY	COUNTY JAIL. . . . .	36	2	48	1	80	-	-
NODAWAY COUNTY	COUNTY JAIL. . . . .	18	-	-	-	-	1	80
OREGON COUNTY	COUNTY JAIL. . . . .	8	-	-	4	128	-	-
OSAGE COUNTY	COUNTY JAIL. . . . .	12	-	-	1	92	1	182
OZARK COUNTY	COUNTY JAIL. . . . .	10	-	-	1	48	2	172
PEMISCOT COUNTY	COUNTY JAIL. . . . .	54	2	60	1	60	3	160
	CARUTHERSVILLE CITY JAIL. . . . .	10	-	-	5	54	-	-
	HAYTI CITY JAIL. . . . .	6	2	70	2	120	-	-
PERRY COUNTY	COUNTY JAIL. . . . .	13	1	96	-	-	3	193
PETTIS COUNTY	COUNTY JAIL. . . . .	32	-	-	2	52	3	54
	SEDALIA CITY JAIL. . . . .	12	-	-	2	100	2	100
PHELPS COUNTY	COUNTY JAIL. . . . .	38	1	72	-	-	8	390
	ROLLA CITY JAIL. . . . .	12	-	-	-	-	3	90
PIKE COUNTY	COUNTY JAIL. . . . .	16	-	-	8	54	-	-
POLK COUNTY	COUNTY JAIL. . . . .	8	1	48	-	-	2	340
PULASKI COUNTY	COUNTY JAIL. . . . .	28	-	-	14	49	-	-
PUTNAM COUNTY	COUNTY JAIL. . . . .	8	-	-	4	72	-	-
RALLS COUNTY	COUNTY JAIL. . . . .	8	-	-	4	72	-	-
RANDOLPH COUNTY	COUNTY JAIL. . . . .	24	6	80	-	-	3	252
	MOBERLY CITY JAIL. . . . .	20	-	-	2	96	4	80
RAY COUNTY	COUNTY JAIL. . . . .	20	20	56	-	-	-	-
REYNOLDS COUNTY	COUNTY JAIL. . . . .	6	3	80	-	-	1	180
RIPLEY COUNTY	COUNTY JAIL. . . . .	6	-	-	3	52	-	-
ST. CHARLES COUNTY	COUNTY JAIL. . . . .	44	-	-	10	43	8	43
ST. CLAIR COUNTY	COUNTY JAIL. . . . .	10	-	-	1	96	2	80

Table 2. Institutional data, by county, by local jail within county—Continued

Name of county	Name of jail	Confinement units--Continued				Year jail was built	Institutional characteristics		
		Units for 5 or more inmates		Other units with beds			Changes planned to jail between 1978 and 1982 (Y=Yes, N=No)		
		Number of units	Average floor space (sq. ft.)	Number of units	Average floor space (sq. ft.)		Renovating jail	Building new jail	Closing jail
MISSOURI--CONTINUED*									
HOWELL COUNTY	COUNTY JAIL. . . . .	1	5428	-	-	1937	N	Y	Y
IRON COUNTY	COUNTY JAIL. . . . .	-	-	-	-	1860	Y	N	N
JACKSON COUNTY	COUNTY JAIL. . . . .	43	96	1	192	1933	N	Y	Y
	KANSAS CITY MUN. CORR. INST.	8	2520	13	122	1969	N	N	N
	LEES SUMMIT CITY JAIL. . . . .	1	5460	-	-	1969	N	N	N
JASPER COUNTY	COUNTY JAIL. . . . .	3	562	1	96	1956	N	N	N
	CARTHAGE CITY JAIL. . . . .	-	-	-	-	1953	N	N	N
	JOPLIN CITY JAIL. . . . .	4	935	-	-	1967	N	N	N
JEFFERSON COUNTY	COUNTY JAIL. . . . .	-	-	-	-	1976	N	N	N
JOHNSON COUNTY	COUNTY JAIL. . . . .	2	3000	1	60	1870	N	Y	Y
KNOX COUNTY	COUNTY JAIL. . . . .	-	-	-	-	1935	N	N	N
LACLEDE COUNTY	COUNTY JAIL. . . . .	1	6000	-	-	1955	N	N	N
LAFAYETTE COUNTY	COUNTY JAIL. . . . .	9	1035	-	-	1939	N	N	N
LAWRENCE COUNTY	COUNTY JAIL. . . . .	-	-	-	-	1874	N	N	N
LINCOLN COUNTY	COUNTY JAIL. . . . .	-	-	-	-	1876	N	Y	Y
MCDONALD COUNTY	COUNTY JAIL. . . . .	-	-	-	-	1902	N	N	N
MACON COUNTY	COUNTY JAIL. . . . .	-	-	-	-	1917	N	N	N
MADISON COUNTY	COUNTY JAIL. . . . .	-	-	-	-	1976	N	N	N
MARIES COUNTY	COUNTY JAIL. . . . .	-	-	-	-	1942	N	N	N
MARION COUNTY	COUNTY JAIL. . . . .	-	-	-	-	1858	N	N	N
	HANNIBAL CITY JAIL. . . . .	-	-	-	-	1976	N	N	N
MERCER COUNTY	COUNTY JAIL. . . . .	-	-	-	-	1912	N	N	N
MILLER COUNTY	COUNTY JAIL. . . . .	-	-	-	-	1974	N	N	N
MISSISSIPPI COUNTY	COUNTY JAIL. . . . .	8	555	1	140	1945	N	N	N
MONITEAU COUNTY	COUNTY JAIL. . . . .	1	5220	-	-	1865	N	N	N
MONROE COUNTY	COUNTY JAIL. . . . .	-	-	-	-	1912	N	N	N
MONTGOMERY COUNTY	COUNTY JAIL. . . . .	1	4395	-	-	1955	N	N	N
MORGAN COUNTY	COUNTY JAIL. . . . .	2	2360	-	-	1940	N	N	N
NEWTON COUNTY	COUNTY JAIL. . . . .	4	1205	-	-	1937	N	N	N
NODAWAY COUNTY	COUNTY JAIL. . . . .	1	4340	-	-	1884	N	Y	Y
OREGON COUNTY	COUNTY JAIL. . . . .	-	-	-	-	1942	N	N	N
OSAGE COUNTY	COUNTY JAIL. . . . .	1	3804	-	-	1935	N	Y	Y
OZARK COUNTY	COUNTY JAIL. . . . .	-	-	-	-	1939	N	N	N
PEMISCOT COUNTY	COUNTY JAIL. . . . .	5	1280	-	-	1960	N	N	N
	CARUTHERSVILLE CITY JAIL. . . . .	-	-	-	-	1961	N	N	N
	HAYTI CITY JAIL. . . . .	-	-	-	-	1959	N	N	N
PERRY COUNTY	COUNTY JAIL. . . . .	-	-	1	81	1910	N	N	N
PETTIS COUNTY	COUNTY JAIL. . . . .	2	2197	-	-	1970	N	N	N
	SEDALIA CITY JAIL. . . . .	-	-	-	-	1973	N	N	N
PHELPS COUNTY	COUNTY JAIL. . . . .	1	3764	2	72	1974	N	N	N
	ROLLA CITY JAIL. . . . .	-	-	-	-	1967	N	N	N
PIKE COUNTY	COUNTY JAIL. . . . .	-	-	-	-	1878	N	N	N
POLK COUNTY	COUNTY JAIL. . . . .	-	-	-	-	1800	N	Y	Y
PULASKI COUNTY	COUNTY JAIL. . . . .	-	-	-	-	1975	N	N	N
PUTNAM COUNTY	COUNTY JAIL. . . . .	-	-	-	-	1945	N	N	N
RALLS COUNTY	COUNTY JAIL. . . . .	-	-	-	-	1860	N	N	N
RANDOLPH COUNTY	COUNTY JAIL. . . . .	1	3544	-	-	1906	N	N	N
	MOBERLY CITY JAIL. . . . .	-	-	-	-	1975	N	N	N
RAY COUNTY	COUNTY JAIL. . . . .	-	-	-	-	1974	N	N	N
REYNOLDS COUNTY	COUNTY JAIL. . . . .	-	-	-	-	1930	N	N	N
RIPLEY COUNTY	COUNTY JAIL. . . . .	-	-	-	-	1948	N	N	N
ST. CHARLES COUNTY	COUNTY JAIL. . . . .	-	-	-	-	1911	N	N	N
ST. CLAIR COUNTY	COUNTY JAIL. . . . .	-	-	-	-	1950	N	N	N

Table 2. Institutional data, by county, by local jail within county—Continued

Name of county	Name of jail	Confinement units						
		Design/rated capacity of facility	Units for 1 inmate		Units for 2 inmates		Units for 3 or 4 inmates	
			Number of units	Average floor space (sq. ft.)	Number of units	Average floor space (sq. ft.)	Number of units	Average floor space (sq. ft.)
MISSOURI--CONTINUED								
ST. FRANCOIS COUNTY	COUNTY JAIL. . . . .	42	-	-	1	54	10	54
ST. LOUIS COUNTY	COUNTY JAIL. . . . .	207	38	56	5	45	3	112
	COUNTY CORRECTIONAL INST. . . . .	161	38	52	-	-	-	-
	JENNINGS CITY JAIL . . . . .	28	4	54	-	-	4	77
	KIRKWOOD CITY JAIL . . . . .	14	-	-	1	64	3	64
	ROCK HILL CITY JAIL. . . . .	4	-	-	2	42	-	-
	UNIVERSITY CITY JAIL . . . . .	9	1	54	4	54	-	-
ST. LOUIS CITY	MUNICIPAL JAIL . . . . .	228	160	48	-	-	12	120
	MEDIUM SECURITY INSTITUTION. . . . .	583	58	63	-	-	-	-
STE. GENEVIEVE COUNTY	COUNTY JAIL. . . . .	10	-	-	2	168	-	-
SALINE COUNTY	COUNTY JAIL. . . . .	40	-	-	3	80	-	-
	MARSHALL CITY JAIL . . . . .	10	-	-	3	54	1	108
SCHUYLER COUNTY	COUNTY JAIL. . . . .	6	-	-	3	54	-	-
SCOTLAND COUNTY	COUNTY JAIL. . . . .	3	3	63	-	-	-	-
SCOTT COUNTY	COUNTY JAIL. . . . .	52	-	-	-	-	12	82
	SIKESTON CITY JAIL . . . . .	22	-	-	3	96	4	144
SHANNON COUNTY	COUNTY JAIL. . . . .	8	-	-	-	-	2	124
SHELBY COUNTY	COUNTY JAIL. . . . .	10	-	-	3	60	1	60
STODDARD COUNTY	COUNTY JAIL. . . . .	26	-	-	5	54	2	54
STONE COUNTY	COUNTY JAIL. . . . .	10	-	-	5	70	-	-
SULLIVAN COUNTY	COUNTY JAIL. . . . .	8	-	-	4	60	-	-
TANEY COUNTY	COUNTY JAIL. . . . .	10	2	64	2	48	1	240
	BRANSON CITY JAIL. . . . .	10	-	-	1	54	2	100
TEXAS COUNTY	COUNTY JAIL. . . . .	24	-	-	8	72	2	110
VERNON COUNTY	COUNTY JAIL. . . . .	22	-	-	-	-	-	-
WARREN COUNTY	COUNTY JAIL. . . . .	18	1	144	-	-	4	240
WASHINGTON COUNTY	COUNTY JAIL. . . . .	10	-	-	5	72	-	-
	POTOSI CITY JAIL . . . . .	8	1	72	3	200	-	-
WAYNE COUNTY	COUNTY JAIL. . . . .	9	1	40	-	-	2	108
WEBSTER COUNTY	COUNTY JAIL. . . . .	20	-	-	-	-	2	120
WORTH COUNTY	COUNTY JAIL. . . . .	6	2	52	2	64	-	-
WRIGHT COUNTY	COUNTY JAIL. . . . .	18	-	-	3	100	3	100
STATE TOTAL			579		368		269	

See footnotes at end of table.

Table 2. Institutional data, by county, by local jail within county—Continued

Name of county	Name of jail	Confinement units--Continued				Institutional characteristics			
		Units for 5 or more inmates		Other units with beds		Year jail was built	Changes planned to jail between 1978 and 1982 (Y=Yes, N=No)		
		Number of units	Average floor space (sq. ft.)	Number of units	Average floor space (sq. ft.)		Renovating jail	Building new jail	Closing jail
MISSOURI--CONTINUED									
ST. FRANCOIS COUNTY	COUNTY JAIL. . . . .	-	-	-	-	1970	Y	N	N
ST. LOUIS COUNTY	COUNTY JAIL. . . . .	14	429	1	154	1950	Y	N	N
	COUNTY CORRECTIONAL INST. . . . .	12	920	3	633	1969	N	N	N
	JENNINGS CITY JAIL . . . . .	1	3384	-	-	1974	N	N	N
	KIRKWOOD CITY JAIL . . . . .	-	-	-	-	1964	N	N	N
	ROCK HILL CITY JAIL. . . . .	-	-	-	-	1965	N	N	N
	UNIVERSITY CITY JAIL . . . . .	-	-	-	-	1904	N	N	N
ST. LOUIS CITY	MUNICIPAL JAIL . . . . .	-	-	20	48	1914	N	N	N
	MEDIUM SECURITY INSTITUTION. . . . .	16	1776	-	-	1964	N	N	N
STE. GENEVIEVE COUNTY	COUNTY JAIL. . . . .	1	3316	-	-	1876	N	N	N
SALINE COUNTY	COUNTY JAIL. . . . .	4	1380	1	80	1933	N	N	N
	MARSHALL CITY JAIL . . . . .	-	-	-	-	1975	N	N	N
SCHUYLER COUNTY	COUNTY JAIL. . . . .	-	-	-	-	1961	Y	N	N
SCOTLAND COUNTY	COUNTY JAIL. . . . .	-	-	-	-	1907	N	Y	Y
SCOTT COUNTY	COUNTY JAIL. . . . .	-	-	1	82	1930	N	N	N
	SIKESTON CITY JAIL . . . . .	-	-	-	-	1957	N	N	N
SHANNON COUNTY	COUNTY JAIL. . . . .	-	-	-	-	1942	N	Y	N
SHELBY COUNTY	COUNTY JAIL. . . . .	-	-	-	-	1885	N	N	N
STODDARD COUNTY	COUNTY JAIL. . . . .	1	5400	-	-	1900	N	N	N
STONE COUNTY	COUNTY JAIL. . . . .	-	-	-	-	1921	N	N	N
SULLIVAN COUNTY	COUNTY JAIL. . . . .	-	-	-	-	1939	N	N	N
TANEY COUNTY	COUNTY JAIL. . . . .	-	-	-	-	1950	N	N	N
	BRANSON CITY JAIL. . . . .	-	-	-	-	1955	N	N	N
TEXAS COUNTY	COUNTY JAIL. . . . .	-	-	-	-	1977	N	N	N
VERNON COUNTY	COUNTY JAIL. . . . .	3	946	-	-	1909	Y	N	N
WARREN COUNTY	COUNTY JAIL. . . . .	-	-	1	100	1890	N	N	N
WASHINGTON COUNTY	COUNTY JAIL. . . . .	-	-	-	-	1893	N	N	N
	POTOSI CITY JAIL . . . . .	-	-	-	-	1967	N	N	N
WAYNE COUNTY	COUNTY JAIL. . . . .	-	-	-	-	1945	Y	N	N
WEBSTER COUNTY	COUNTY JAIL. . . . .	2	1626	1	120	1941	N	N	N
WORTH COUNTY	COUNTY JAIL. . . . .	-	-	-	-	1900	N	N	N
WRIGHT COUNTY	COUNTY JAIL. . . . .	-	-	-	-	1965	N	N	N
STATE TOTAL		184		68			N 126 Y 11	N 125 Y 12	N 127 Y 10

**CONTINUED**

**1 OF 4**

Table 2. Institutional data, by county, by local jail within county—Continued

Name of county	Name of jail	Design/rated capacity of facility	Confinement units					
			Units for 1 inmate		Units for 2 inmates		Units for 3 or 4 inmates	
			Number of units	Average floor space (sq. ft.)	Number of units	Average floor space (sq. ft.)	Number of units	Average floor space (sq. ft.)
NEBRASKA (77 JAILS)								
ADAMS COUNTY	COUNTY JAIL. . . . .	28	-	-	-	-	1	195
ANTELOPE COUNTY	COUNTY JAIL. . . . .	8	-	-	4	60	-	-
BOONE COUNTY	COUNTY JAIL. . . . .	4	-	-	2	98	-	-
BOX BUTTE COUNTY	COUNTY JAIL. . . . .	40	15	60	-	-	1	660
BOYD COUNTY	COUNTY JAIL. . . . .	4	-	-	2	60	-	-
BROWN COUNTY	COUNTY JAIL. . . . .	8	-	-	4	50	-	-
BUFFALO COUNTY	COUNTY JAIL. . . . .	28	-	-	10	50	2	100
BUTLER COUNTY	COUNTY JAIL. . . . .	10	-	-	1	54	2	72
CASS COUNTY	COUNTY JAIL. . . . . PLATTSMOUTH CITY JAIL. . . . .	16 3	- 3	- 54	1	96	-	-
CEDAR COUNTY	COUNTY JAIL. . . . .	21	1	44	-	-	5	120
CHASE COUNTY	COUNTY JAIL. . . . .	6	1	40	2	40	-	-
CHERRY COUNTY	COUNTY JAIL. . . . .	14	-	-	-	-	1	90
CHEYENNE COUNTY	COUNTY JAIL. . . . .	24	-	-	-	-	3	140
CLAY COUNTY	COUNTY JAIL. . . . .	10	2	77	-	-	2	256
COLFAX COUNTY	COUNTY JAIL. . . . .	12	-	-	2	54	2	54
CUMING COUNTY	COUNTY JAIL. . . . .	6	-	-	-	-	-	-
CUSTER COUNTY	COUNTY JAIL. . . . .	31	-	-	2	94	2	203
DAKOTA COUNTY	COUNTY JAIL. . . . .	54	-	-	18	80	-	-
DAWES COUNTY	COUNTY JAIL. . . . .	16	-	-	-	-	-	-
DAWSON COUNTY	COUNTY JAIL. . . . .	30	20	54	1	120	2	240
DEUEL COUNTY	COUNTY JAIL. . . . .	7	-	-	-	-	2	590
DIXON COUNTY	COUNTY JAIL. . . . .	7	1	36	3	48	-	-
DODGE COUNTY	COUNTY JAIL. . . . .	24	-	-	12	54	-	-
DOUGLAS COUNTY	CLEARVIEW MINIMUM SECURITY COUNTY JAIL. . . . .	65 102	- 12	- 45	-	-	-	-
DUNDY COUNTY	COUNTY JAIL. . . . .	5	-	-	-	-	-	-
FILLMORE COUNTY	COUNTY JAIL. . . . .	12	-	-	-	-	3	80
FRANKLIN COUNTY	COUNTY JAIL. . . . .	8	-	-	4	144	-	-
FRONTIER COUNTY	COUNTY JAIL. . . . .	-	-	-	-	-	-	-
FURNAS COUNTY	COUNTY JAIL. . . . .	6	-	-	-	-	-	-
GAGE COUNTY	COUNTY JAIL. . . . .	30	30	48	-	-	-	-
GARDEN COUNTY	COUNTY JAIL. . . . .	3	3	60	-	-	-	-
HALL COUNTY	COUNTY JAIL. . . . .	62	8	63	8	63	-	-
HAMILTON COUNTY	COUNTY JAIL. . . . .	38	-	-	1	100	5	450
HARLAN COUNTY	COUNTY JAIL. . . . .	4	-	-	2	100	-	-
HAYES COUNTY	COUNTY JAIL. . . . .	4	-	-	2	60	-	-
HITCHCOCK COUNTY	COUNTY JAIL. . . . .	9	3	54	1	144	1	135
HOLT COUNTY	COUNTY JAIL. . . . .	16	-	-	-	-	2	68
JEFFERSON COUNTY	COUNTY JAIL. . . . .	10	-	-	5	54	-	-
JOHNSON COUNTY	COUNTY JAIL. . . . .	8	7	54	-	-	-	-
KEARNEY COUNTY	COUNTY JAIL. . . . .	6	2	56	2	81	-	-
KEITH COUNTY	COUNTY JAIL. . . . .	10	-	-	1	54	2	70
KIMBALL COUNTY	COUNTY JAIL. . . . .	10	-	-	-	-	-	-
KNOX COUNTY	COUNTY JAIL. . . . .	-	-	-	-	-	-	-
LANCASTER COUNTY	LINCOLN CITY-COUNTY JAIL. . . . .	130	4	50	3	60	30	63
LINCOLN COUNTY	COUNTY JAIL. . . . .	74	-	-	5	35	-	-
MADISON COUNTY	COUNTY JAIL. . . . .	27	1	54	1	80	6	160
MERRICK COUNTY	COUNTY JAIL. . . . .	12	-	-	3	54	-	-

See footnotes at end of table.

Table 2. Institutional data, by county, by local jail within county—Continued

Name of county	Name of jail	Confinement units—Continued				Institutional characteristics			
		Units for 5 or more inmates		Other units with beds		Year jail was built	Changes planned to jail between 1978 and 1982 (Y=Yes, N=No)		
		Number of units	Average floor space (sq. ft.)	Number of units	Average floor space (sq. ft.)		Renovating jail	Building new jail	Closing jail
NEBRASKA (77 JAILS)									
ADAMS COUNTY	COUNTY JAIL. . . . .	3	1290	2	42	1962	N	N	N
ANTELOPE COUNTY	COUNTY JAIL. . . . .	-	-	-	-	1966	N	N	N
BOONE COUNTY	COUNTY JAIL. . . . .	-	-	-	-	1975	Y	N	N
BOX BUTTE COUNTY	COUNTY JAIL. . . . .	1	5276	1	150	1977	N	N	N
BOYD COUNTY	COUNTY JAIL. . . . .	-	-	-	-	1915	N	N	N
BROWN COUNTY	COUNTY JAIL. . . . .	-	-	-	-	1930	N	N	N
BUFFALO COUNTY	COUNTY JAIL. . . . .	-	-	-	-	1958	Y	N	N
BUTLER COUNTY	COUNTY JAIL. . . . .	-	-	-	-	1964	N	N	N
CASS COUNTY	COUNTY JAIL. . . . . PLATTSMOUTH CITY JAIL. . . . .	2 -	2482 -	- -	- -	1914 1968	N N	N N	N N
CEDAR COUNTY	COUNTY JAIL. . . . .	-	-	-	-	1975	N	N	N
CHASE COUNTY	COUNTY JAIL. . . . .	-	-	1	130	1913	N	N	N
CHERRY COUNTY	COUNTY JAIL. . . . .	1	3472	1	225	1954	N	Y	Y
CHEYENNE COUNTY	COUNTY JAIL. . . . .	2	1672	-	-	1967	N	N	N
CLAY COUNTY	COUNTY JAIL. . . . .	-	-	-	-	1922	N	N	N
COLFAX COUNTY	COUNTY JAIL. . . . .	-	-	-	-	1922	N	N	N
CUMING COUNTY	COUNTY JAIL. . . . .	1	3324	-	-	1954	N	N	N
CUSTER COUNTY	COUNTY JAIL. . . . .	2	1890	2	77	1975	N	N	N
DAKOTA COUNTY	COUNTY JAIL. . . . .	-	-	5	160	1940	N	N	N
DAWES COUNTY	COUNTY JAIL. . . . .	2	1833	-	-	1936	N	N	N
DAWSON COUNTY	COUNTY JAIL. . . . .	-	-	-	-	1928	N	N	N
DEUEL COUNTY	COUNTY JAIL. . . . .	-	-	-	-	1915	N	N	N
DIXON COUNTY	COUNTY JAIL. . . . .	-	-	-	-	1937	N	N	N
DODGE COUNTY	COUNTY JAIL. . . . .	-	-	-	-	1917	N	N	N
DOUGLAS COUNTY	CLEARVIEW MINIMUM SECURITY COUNTY JAIL. . . . .	2 4	310 654	- -	- -	1933 1912	N N	Y Y	Y N
DUNDY COUNTY	COUNTY JAIL. . . . .	1	3466	-	-	1921	N	N	N
FILLMORE COUNTY	COUNTY JAIL. . . . .	-	-	-	-	1893	N	N	N
FRANKLIN COUNTY	COUNTY JAIL. . . . .	-	-	-	-	1925	N	N	N
FRONTIER COUNTY	COUNTY JAIL. . . . .	-	-	-	-	NA	N	N	N
FURNAS COUNTY	COUNTY JAIL. . . . .	1	3390	-	-	1949	N	N	N
GAGE COUNTY	COUNTY JAIL. . . . .	-	-	-	-	1976	N	N	N
GARDEN COUNTY	COUNTY JAIL. . . . .	-	-	-	-	1921	N	N	N
HALL COUNTY	COUNTY JAIL. . . . .	-	-	4	475	1902	Y	Y	N
HAMILTON COUNTY	COUNTY JAIL. . . . .	2	1993	-	-	1972	N	N	N
HARLAN COUNTY	COUNTY JAIL. . . . .	-	-	-	-	1964	N	N	N
HAYES COUNTY	COUNTY JAIL. . . . .	-	-	-	-	1954	N	N	N
HITCHCOCK COUNTY	COUNTY JAIL. . . . .	-	-	-	-	1967	N	N	N
HOLT COUNTY	COUNTY JAIL. . . . .	1	3282	-	-	1936	N	N	N
JEFFERSON COUNTY	COUNTY JAIL. . . . .	-	-	-	-	1874	N	Y	Y
JOHNSON COUNTY	COUNTY JAIL. . . . .	-	-	1	54	1975	N	N	N
KEARNEY COUNTY	COUNTY JAIL. . . . .	-	-	-	-	1967	N	N	N
KEITH COUNTY	COUNTY JAIL. . . . .	-	-	-	-	1964	N	Y	N
KIMBALL COUNTY	COUNTY JAIL. . . . .	1	2910	1	144	1927	N	N	N
KNOX COUNTY	COUNTY JAIL. . . . .	-	-	-	-	NA	N	N	N
LANCASTER COUNTY	LINCOLN CITY-COUNTY JAIL. . . . .	-	-	-	-	1968	Y	N	N
LINCOLN COUNTY	COUNTY JAIL. . . . .	5	624	4	180	1935	N	N	N
MADISON COUNTY	COUNTY JAIL. . . . .	-	-	-	-	1900	N	N	N
MERRICK COUNTY	COUNTY JAIL. . . . .	1	3074	-	-	1958	N	N	N



Table 2. Institutional data, by county, by local jail within county—Continued

Name of county	Name of jail	Design/rated capacity of facility	Confinement units					
			Units for 1 inmate		Units for 2 inmates		Units for 3 or 4 inmates	
			Number of units	Average floor space (sq. ft.)	Number of units	Average floor space (sq. ft.)	Number of units	Average floor space (sq. ft.)
NEBRASKA--CONTINUED								
MORRILL COUNTY	COUNTY JAIL. . . . .	18	-	-	4	92	-	-
NEMAHA COUNTY	COUNTY JAIL. . . . .	18	2	54	-	-	2	108
OTOE COUNTY	COUNTY JAIL. . . . .	14	-	-	1	154	3	48
PAWNEE COUNTY	COUNTY JAIL. . . . .	10	4	54	-	-	2	64
PERKINS COUNTY	COUNTY JAIL. . . . .	4	2	40	1	54	-	-
PHELPS COUNTY	HOLDREDGE CITY JAIL. . . . .	8	-	-	1	352	-	-
PIERCE COUNTY	COUNTY JAIL. . . . .	16	-	-	-	-	4	120
PLATTE COUNTY	COUNTY JAIL. . . . .	28	22	63	-	-	-	-
POLK COUNTY	COUNTY JAIL. . . . .	8	-	-	2	63	1	96
RED WILLOW COUNTY	COUNTY JAIL. . . . .	16	-	-	-	-	-	-
RICHARDSON COUNTY	COUNTY JAIL. . . . .	16	-	-	6	35	1	60
ROCK COUNTY	COUNTY JAIL. . . . .	6	-	-	3	60	-	-
SALINE COUNTY	COUNTY JAIL. . . . .	12	2	30	1	144	2	80
	CRETE CITY JAIL. . . . .	6	-	-	3	54	-	-
SARPY COUNTY	COUNTY JAIL. . . . .	39	3	36	6	40	-	-
	BELLEVUE CITY JAIL. . . . .	12	-	-	2	70	4	70
SAUNDERS COUNTY	COUNTY JAIL. . . . .	20	-	-	-	-	32	48
SCOTTS BLUFF COUNTY	COUNTY JAIL. . . . .	147	7	48	-	-	-	-
SEWARD COUNTY	COUNTY JAIL. . . . .	12	-	-	6	42	-	-
SHERIDAN COUNTY	COUNTY JAIL. . . . .	28	-	-	3	48	-	-
SHERMAN COUNTY	COUNTY JAIL. . . . .	5	3	45	1	256	-	-
THAYER COUNTY	COUNTY JAIL. . . . .	12	-	-	2	64	2	96
THURSTON COUNTY	COUNTY JAIL. . . . .	27	-	-	-	-	1	120
VALLEY COUNTY	COUNTY JAIL. . . . .	10	-	-	2	138	-	-
WASHINGTON COUNTY	COUNTY JAIL. . . . .	8	-	-	4	54	-	-
WAYNE COUNTY	COUNTY JAIL. . . . .	20	-	-	-	-	5	120
WEBSTER COUNTY	COUNTY JAIL. . . . .	8	2	48	-	-	2	141
YORK COUNTY	COUNTY JAIL. . . . .	8	-	-	-	-	2	120
STATE TOTAL			160		150		149	

See footnotes at end of table.

Table 2. Institutional data, by county, by local jail within county—Continued

Name of county	Name of jail	Confinement units—Continued				Institutional characteristics			
		Units for 5 or more inmates		Other units with beds		Year jail was built	Changes planned to jail between 1978 and 1982 (Y=Yes, N=No)		
		Number of units	Average floor space (sq. ft.)	Number of units	Average floor space (sq. ft.)		Renovating jail	Building new jail	Closing jail
NEBRASKA--CONTINUED									
MORRILL COUNTY	COUNTY JAIL. . . . .	1	3454	-	-	1958	N	N	N
NEMAHA COUNTY	COUNTY JAIL. . . . .	1	3386	-	-	1974	N	N	N
OTOE COUNTY	COUNTY JAIL. . . . .	-	-	-	-	1865	N	N	N
PAWNEE COUNTY	COUNTY JAIL. . . . .	-	-	-	-	1911	N	N	N
PERKINS COUNTY	COUNTY JAIL. . . . .	-	-	-	-	1928	N	N	N
PHELPS COUNTY	HOLDREDGE CITY JAIL. . . . .	1	3522	-	-	1939	N	N	N
PIERCE COUNTY	COUNTY JAIL. . . . .	-	-	-	-	1974	N	N	N
PLATTE COUNTY	COUNTY JAIL. . . . .	-	-	5	48	1977	N	N	N
POLK COUNTY	COUNTY JAIL. . . . .	-	-	-	-	1906	N	N	N
RED WILLOW COUNTY	COUNTY JAIL. . . . .	2	1914	-	-	1927	N	N	N
RICHARDSON COUNTY	COUNTY JAIL. . . . .	-	-	-	-	1923	N	N	N
ROCK COUNTY	COUNTY JAIL. . . . .	-	-	-	-	1942	N	N	N
SALINE COUNTY	COUNTY JAIL. . . . .	-	-	-	-	1929	N	N	N
	CRETE CITY JAIL. . . . .	-	-	-	-	1939	N	N	N
SARPY COUNTY	COUNTY JAIL. . . . .	-	-	-	-	1973	N	N	N
	BELLEVUE CITY JAIL. . . . .	-	-	-	-	1967	N	N	N
SAUNDERS COUNTY	COUNTY JAIL. . . . .	-	-	-	-	1930	N	N	N
SCOTTS BLUFF COUNTY	COUNTY JAIL. . . . .	-	-	3	148	1967	N	N	N
SEWARD COUNTY	COUNTY JAIL. . . . .	-	-	-	-	1910	N	Y	Y
SHERIDAN COUNTY	COUNTY JAIL. . . . .	2	1610	-	-	1973	Y	N	N
SHERMAN COUNTY	COUNTY JAIL. . . . .	-	-	-	-	1920	N	N	N
THAYER COUNTY	COUNTY JAIL. . . . .	-	-	-	-	1976	N	N	N
THURSTON COUNTY	COUNTY JAIL. . . . .	2	1485	3	36	1930	N	N	N
VALLEY COUNTY	COUNTY JAIL. . . . .	1	2856	-	-	1973	N	N	N
WASHINGTON COUNTY	COUNTY JAIL. . . . .	-	-	-	-	1896	N	Y	Y
WAYNE COUNTY	COUNTY JAIL. . . . .	-	-	-	-	1966	N	N	N
WEBSTER COUNTY	COUNTY JAIL. . . . .	-	-	-	-	1890	N	N	N
YORK COUNTY	COUNTY JAIL. . . . .	-	-	-	-	1887	Y	N	N
STATE TOTAL		42		33			N 71 Y 6	N 70 Y 7	N 72 Y 5

Table 2. Institutional data, by county, by local jail within county—Continued

Name of county	Name of jail	Design/rated capacity of facility	Confinement units					
			Units for 1 inmate		Units for 2 inmates		Units for 3 or 4 inmates	
			Number of units	Average floor space (sq. ft.)	Number of units	Average floor space (sq. ft.)	Number of units	Average floor space (sq. ft.)
NORTH DAKOTA (39 JAILS)								
ADAMS COUNTY	COUNTY JAIL. . . . .	8	-	-	4	54	-	-
BARNES COUNTY	COUNTY JAIL. . . . .	26	-	-	13	54	-	-
BOTTINEAU COUNTY	COUNTY JAIL. . . . .	9	1	72	2	72	1	72
BOWMAN COUNTY	COUNTY JAIL. . . . .	4	-	-	2	108	-	-
BURKE COUNTY	COUNTY JAIL. . . . .	4	-	-	2	49	-	-
BURLEIGH COUNTY	COUNTY JAIL. . . . .	40	2	56	4	63	4	240
CASS COUNTY	COUNTY JAIL. . . . .	75	48	60	12	60	-	-
CAVALIER COUNTY	COUNTY JAIL. . . . .	10	-	-	5	48	-	-
DICKEY COUNTY	COUNTY JAIL. . . . .	6	-	-	3	168	-	-
DIVIDE COUNTY	COUNTY JAIL. . . . .	9	1	32	4	64	-	-
DUNN COUNTY	COUNTY JAIL. . . . .	6	-	-	3	50	-	-
EMMONS COUNTY	COUNTY JAIL. . . . .	4	4	48	-	-	-	-
FOSTER COUNTY	COUNTY JAIL. . . . .	10	-	-	4	45	-	-
GOLDEN VALLEY COUNTY	COUNTY JAIL. . . . .	4	-	-	2	40	-	-
GRAND FORKS COUNTY	COUNTY JAIL. . . . .	54	-	-	5	54	1	96
GRANT COUNTY	COUNTY JAIL. . . . .	5	-	-	1	40	1	40
HETTINGER COUNTY	COUNTY JAIL. . . . .	6	-	-	-	-	2	100
KIDDER COUNTY	COUNTY JAIL. . . . .	6	2	54	2	54	-	-
LOGAN COUNTY	COUNTY JAIL. . . . .	2	2	49	-	-	-	-
MCHENRY COUNTY	COUNTY JAIL. . . . .	8	-	-	4	192	-	-
MCKENZIE COUNTY	COUNTY JAIL. . . . .	6	6	60	-	-	-	-
MCLEAN COUNTY	COUNTY JAIL. . . . .	15	-	-	-	-	4	390
MERCER COUNTY	COUNTY JAIL. . . . .	12	-	-	6	32	-	-
MORTON COUNTY	COUNTY JAIL. . . . .	20	6	48	7	48	-	-
MOUNTRAIL COUNTY	COUNTY JAIL. . . . .	12	-	-	6	54	-	-
PEMBINA COUNTY	COUNTY JAIL. . . . .	12	2	54	5	54	-	-
PIERCE COUNTY	COUNTY JAIL. . . . .	26	8	64	4	64	2	108
RANSOM COUNTY	COUNTY JAIL. . . . .	8	1	96	3	48	-	-
RICHLAND COUNTY	COUNTY JAIL. . . . .	23	23	54	-	-	-	-
ROLETTE COUNTY	COUNTY JAIL. . . . .	18	-	-	3	60	3	60
SHERIDAN COUNTY	COUNTY JAIL. . . . .	5	1	144	2	36	-	-
STARK COUNTY	COUNTY JAIL. . . . .	9	9	40	-	-	-	-
STUTSMAN COUNTY	COUNTY JAIL. . . . .	16	-	-	2	70	1	96
TRAILL COUNTY	COUNTY JAIL. . . . .	15	1	48	2	48	-	-
WALSH COUNTY	COUNTY JAIL. . . . .	16	8	54	4	64	-	-
WARD COUNTY	COUNTY JAIL. . . . .	26	-	-	1	135	-	-
	MINOT CITY JAIL. . . . .	14	-	-	4	70	-	-
WELLS COUNTY	COUNTY JAIL. . . . .	7	-	-	2	54	1	100
WILLIAMS COUNTY	COUNTY JAIL. . . . .	40	2	84	-	-	1	96
STATE TOTAL	.....		127		123		21	

See footnotes at end of table.

Table 2. Institutional data, by county, by local jail within county—Continued

Name of county	Name of jail	Confinement units—Continued				Institutional characteristics			
		Units for 5 or more inmates		Other units with beds		Year jail was built	Changes planned to jail between 1978 and 1982 (Y=Yes, N=No)		
		Number of units	Average floor space (sq. ft.)	Number of units	Average floor space (sq. ft.)		Renovating jail	Building new jail	Closing jail
NORTH DAKOTA (39 JAILS)									
ADAMS COUNTY	COUNTY JAIL. . . . .	-	-	-	-	1959	N	N	N
BARNES COUNTY	COUNTY JAIL. . . . .	-	-	1	80	1927	N	N	N
BOTTINEAU COUNTY	COUNTY JAIL. . . . .	-	-	-	-	1977	N	N	N
BOWMAN COUNTY	COUNTY JAIL. . . . .	-	-	-	-	1973	N	N	N
BURKE COUNTY	COUNTY JAIL. . . . .	-	-	-	-	1928	N	N	N
BURLEIGH COUNTY	COUNTY JAIL. . . . .	1	3450	-	-	1931	N	N	N
CASS COUNTY	COUNTY JAIL. . . . .	-	-	2	159	1903	N	N	N
CAVALIER COUNTY	COUNTY JAIL. . . . .	-	-	-	-	1957	N	N	N
DICKEY COUNTY	COUNTY JAIL. . . . .	-	-	-	-	1910	N	N	N
DIVIDE COUNTY	COUNTY JAIL. . . . .	-	-	-	-	1917	N	N	N
DUNN COUNTY	COUNTY JAIL. . . . .	-	-	-	-	1915	N	N	N
EMMONS COUNTY	COUNTY JAIL. . . . .	-	-	-	-	1933	N	N	N
FOSTER COUNTY	COUNTY JAIL. . . . .	-	-	1	600	1914	N	N	N
GOLDEN VALLEY COUNTY	COUNTY JAIL. . . . .	-	-	-	-	1923	N	N	N
GRAND FORKS COUNTY	COUNTY JAIL. . . . .	2	1690	1	400	1955	N	N	N
GRANT COUNTY	COUNTY JAIL. . . . .	-	-	-	-	1966	N	N	N
HETTINGER COUNTY	COUNTY JAIL. . . . .	-	-	-	-	1934	N	N	N
KIDDER COUNTY	COUNTY JAIL. . . . .	-	-	-	-	1957	N	N	N
LOGAN COUNTY	COUNTY JAIL. . . . .	-	-	-	-	1924	N	N	N
MCHENRY COUNTY	COUNTY JAIL. . . . .	-	-	-	-	1905	N	N	N
MCKENZIE COUNTY	COUNTY JAIL. . . . .	-	-	-	-	1975	N	N	N
MCLEAN COUNTY	COUNTY JAIL. . . . .	-	-	-	-	1930	N	N	N
MERCER COUNTY	COUNTY JAIL. . . . .	-	-	-	-	1920	N	N	N
MORTON COUNTY	COUNTY JAIL. . . . .	-	-	-	-	1915	N	N	N
MOUNTRAIL COUNTY	COUNTY JAIL. . . . .	-	-	-	-	1915	N	N	N
PEMBINA COUNTY	COUNTY JAIL. . . . .	-	-	-	-	1915	N	N	N
PIERCE COUNTY	COUNTY JAIL. . . . .	-	-	-	-	1910	N	N	N
RANSOM COUNTY	COUNTY JAIL. . . . .	-	-	-	-	1938	N	N	N
RICHLAND COUNTY	COUNTY JAIL. . . . .	-	-	-	-	1975	N	N	N
ROLETTE COUNTY	COUNTY JAIL. . . . .	-	-	-	-	1969	N	N	N
SHERIDAN COUNTY	COUNTY JAIL. . . . .	-	-	-	-	1940	N	N	N
STARK COUNTY	COUNTY JAIL. . . . .	-	-	-	-	1936	N	N	N
STUTSMAN COUNTY	COUNTY JAIL. . . . .	1	3212	-	-	1900	N	N	N
TRAILL COUNTY	COUNTY JAIL. . . . .	1	2584	-	-	1955	N	N	N
WALSH COUNTY	COUNTY JAIL. . . . .	-	-	-	-	1976	N	N	N
WARD COUNTY	COUNTY JAIL. . . . .	4	666	-	-	1898	N	N	N
	MINOT CITY JAIL. . . . .	1	2824	-	-	1956	N	N	N
WELLS COUNTY	COUNTY JAIL. . . . .	-	-	-	-	1895	N	N	N
WILLIAMS COUNTY	COUNTY JAIL. . . . .	5	484	-	-	1953	N	N	N
STATE TOTAL	.....	15		5			N 39 Y 0	N 39 Y 0	N 39 Y 0



Table 2. Institutional data, by county, by local jail within county--Continued

Name of county	Name of jail	Design/rated capacity of facility	Confinement units					
			Units for 1 inmate		Units for 2 inmates		Units for 3 or 4 inmates	
			Number of units	Average floor space (sq. ft.)	Number of units	Average floor space (sq. ft.)	Number of units	Average floor space (sq. ft.)
OHIO--CONTINUED								
HARDIN COUNTY	COUNTY JAIL. . . . .	29	1	64	14	64	-	-
HARRISON COUNTY	COUNTY JAIL. . . . .	20	4	64	-	-	4	64
HENRY COUNTY	COUNTY JAIL. . . . .	36	-	-	6	49	-	-
	NAPOLEON CITY JAIL. . . . .	8	1	35	3	35	-	-
HIGHLAND COUNTY	COUNTY JAIL. . . . .	36	-	-	-	-	9	40
HOCKING COUNTY	COUNTY JAIL. . . . .	27	11	48	8	80	-	-
HOLMES COUNTY	COUNTY JAIL. . . . .	-	-	-	-	-	-	-
HURON COUNTY	COUNTY JAIL. . . . .	17	15	72	1	120	-	-
	BELLEVUE CITY JAIL. . . . .	6	2	35	2	35	-	-
	WILLARD CITY JAIL. . . . .	7	3	42	2	42	-	-
JACKSON COUNTY	COUNTY JAIL. . . . .	32	-	-	3	42	-	-
	WELLSTON CITY JAIL. . . . .	6	-	-	-	-	-	-
JEFFERSON COUNTY	COUNTY JAIL. . . . .	37	5	54	15	54	5	240
KNOX COUNTY	COUNTY JAIL. . . . .	45	-	-	5	240	-	-
LAKE COUNTY	COUNTY JAIL. . . . .	115	13	46	8	40	17	96
	WILLOUGHBY CITY JAIL. . . . .	16	-	-	8	72	-	-
LAWRENCE COUNTY	COUNTY JAIL. . . . .	65	-	-	16	80	1	180
	IRONTON CITY JAIL. . . . .	40	-	-	-	-	-	-
LICKING COUNTY	COUNTY JAIL. . . . .	74	-	-	14	56	11	112
	NEWARK CITY JAIL. . . . .	28	-	-	2	36	6	36
LOGAN COUNTY	COUNTY JAIL. . . . .	21	15	35	3	160	-	-
LORAIN COUNTY	COUNTY JAIL. . . . .	92	27	56	22	56	-	-
	AVON LAKE CITY JAIL. . . . .	6	-	-	3	48	-	-
	ELYRIA CITY JAIL. . . . .	9	-	-	-	-	3	80
	LORAIN CITY JAIL. . . . .	36	36	120	-	-	-	-
LUCAS COUNTY	COUNTY JAIL. . . . .	270	226	96	-	-	-	-
	TOLEDO CITY HOUSE OF CORR. . . . .	256	2	80	1	160	-	-
MADISON COUNTY	COUNTY JAIL. . . . .	35	10	56	12	56	-	-
MAHONING COUNTY	COUNTY JAIL. . . . .	166	-	-	31	54	-	-
	CAMPBELL CITY JAIL. . . . .	16	-	-	4	54	2	81
	SEBRING VILLAGE CITY JAIL. . . . .	4	4	54	-	-	-	-
	STRUTHERS CITY JAIL. . . . .	9	9	45	-	-	-	-
	YOUNGSTOWN CITY JAIL. . . . .	72	-	-	36	48	-	-
MARION COUNTY	COUNTY JAIL. . . . .	91	-	-	36	40	-	-
MEDINA COUNTY	COUNTY JAIL. . . . .	41	9	80	12	80	2	80
MEIGS COUNTY	COUNTY JAIL. . . . .	30	-	-	10	48	-	-
	MIDDLEPORT CITY JAIL. . . . .	6	-	-	3	48	-	-
MERCER COUNTY	COUNTY JAIL. . . . .	36	-	-	7	90	5	96
MIAMI COUNTY	COUNTY JAIL. . . . .	55	8	60	2	70	6	100
MONROE COUNTY	COUNTY JAIL. . . . .	28	8	64	3	64	-	-
MONTGOMERY COUNTY	COUNTY JAIL. . . . .	252	54	160	13	108	-	-
	DAYTON CITY REHAB. CENTER. . . . .	245	10	60	-	-	-	-
	DAYTON CITY JAIL. . . . .	107	21	45	1	56	3	128
	MIAMISBURG CITY JAIL. . . . .	14	-	-	-	-	4	180
MORGAN COUNTY	COUNTY JAIL. . . . .	24	-	-	4	80	4	180
MORROW COUNTY	COUNTY JAIL. . . . .	26	-	-	11	40	-	-
MUSKINGUM COUNTY	COUNTY JAIL. . . . .	72	25	48	-	-	11	80
NOBLE COUNTY	COUNTY JAIL. . . . .	12	-	-	6	90	-	-
OTTAWA COUNTY	COUNTY JAIL. . . . .	20	4	35	-	-	4	50
PAULDING COUNTY	COUNTY JAIL. . . . .	30	-	-	11	52	2	75
PERRY COUNTY	COUNTY JAIL. . . . .	20	-	-	10	64	-	-
PICKAWAY COUNTY	COUNTY JAIL. . . . .	50	-	-	10	48	10	96
PIKE COUNTY	COUNTY JAIL. . . . .	14	-	-	5	63	-	-
PORTAGE COUNTY	COUNTY JAIL. . . . .	68	1	54	9	40	1	220
PREBLE COUNTY	COUNTY JAIL. . . . .	16	-	-	8	48	-	-
PUTNAM COUNTY	COUNTY JAIL. . . . .	16	8	54	4	72	-	-
RICHLAND COUNTY	COUNTY JAIL. . . . .	120	6	42	7	42	23	161
	MANSFIELD CITY JAIL. . . . .	30	-	-	-	-	4	89

See footnotes at end of table.

Table 2. Institutional data, by county, by local jail within county--Continued

Name of county	Name of jail	Confinement units--Continued				Year jail was built	Institutional characteristics		
		Units for 3 or more inmates		Other units with beds			Changes planned to jail between 1978 and 1982 (Y=Yes, N=No)		
		Number of units	Average floor space (sq. ft.)	Number of units	Average floor space (sq. ft.)		Renovating jail	Building new jail	Closing jail
OHIO--CONTINUED									
HARDIN COUNTY	COUNTY JAIL. . . . .	-	-	-	-	1886	N	N	N
HARRISON COUNTY	COUNTY JAIL. . . . .	-	-	-	-	1897	N	N	N
HENRY COUNTY	COUNTY JAIL. . . . .	-	-	-	-	1898	N	N	N
	NAPOLEON CITY JAIL. . . . .	-	-	1	35	1925	N	N	N
HIGHLAND COUNTY	COUNTY JAIL. . . . .	-	-	-	-	1893	N	N	N
HOCKING COUNTY	COUNTY JAIL. . . . .	-	-	-	-	1924	N	N	N
HOLMES COUNTY	COUNTY JAIL. . . . .	-	-	-	-	NA	N	N	N
HURON COUNTY	COUNTY JAIL. . . . .	-	-	-	-	1887	N	N	N
	BELLEVUE CITY JAIL. . . . .	-	-	-	-	1901	N	N	N
	WILLARD CITY JAIL. . . . .	-	-	-	-	1913	N	N	N
JACKSON COUNTY	COUNTY JAIL. . . . .	3	983	1	108	1870	N	N	N
	WELLSTON CITY JAIL. . . . .	-	-	-	-	1905	N	N	N
JEFFERSON COUNTY	COUNTY JAIL. . . . .	-	-	1	144	1960	N	N	N
KNOX COUNTY	COUNTY JAIL. . . . .	1	2600	2	325	1913	N	N	N
LAKE COUNTY	COUNTY JAIL. . . . .	-	-	1	1050	1907	N	N	N
	WILLOUGHBY CITY JAIL. . . . .	-	-	-	-	1974	N	N	N
LAWRENCE COUNTY	COUNTY JAIL. . . . .	2	1625	2	550	1974	N	N	N
	IRONTON CITY JAIL. . . . .	-	-	-	-	1894	N	N	N
LICKING COUNTY	COUNTY JAIL. . . . .	-	-	1	180	1876	N	N	N
	NEWARK CITY JAIL. . . . .	-	-	-	-	1966	N	N	N
LOGAN COUNTY	COUNTY JAIL. . . . .	-	-	-	-	1870	N	N	N
LORAIN COUNTY	COUNTY JAIL. . . . .	-	-	8	59	1976	Y	N	N
	AVON LAKE CITY JAIL. . . . .	-	-	-	-	1955	N	N	N
	ELYRIA CITY JAIL. . . . .	-	-	-	-	1976	N	N	N
	LORAIN CITY JAIL. . . . .	-	-	-	-	1973	N	N	N
LUCAS COUNTY	COUNTY JAIL. . . . .	9	1936	15	189	1977	N	N	N
	TOLEDO CITY HOUSE OF CORR. . . . .	-	-	1	1820	1920	Y	N	N
MADISON COUNTY	COUNTY JAIL. . . . .	-	-	1	52	1890	N	N	N
MAHONING COUNTY	COUNTY JAIL. . . . .	3	762	3	290	1956	N	N	N
	CAMPBELL CITY JAIL. . . . .	-	-	-	-	1973	N	N	N
	SEBRING VILLAGE CITY JAIL. . . . .	-	-	-	-	1976	N	N	N
	STRUTHERS CITY JAIL. . . . .	-	-	-	-	1965	N	N	N
	YOUNGSTOWN CITY JAIL. . . . .	-	-	-	-	1939	N	Y	N
MARION COUNTY	COUNTY JAIL. . . . .	1	3200	7	27	1967	N	N	N
MEDINA COUNTY	COUNTY JAIL. . . . .	-	-	-	-	1955	Y	N	N
MEIGS COUNTY	COUNTY JAIL. . . . .	1	3415	-	-	1886	N	N	N
	MIDDLEPORT CITY JAIL. . . . .	-	-	-	-	1886	N	N	N
MERCER COUNTY	COUNTY JAIL. . . . .	-	-	-	-	1935	N	N	N
MIAMI COUNTY	COUNTY JAIL. . . . .	2	1457	2	550	1972	Y	N	N
MONROE COUNTY	COUNTY JAIL. . . . .	1	7565	-	-	1885	N	N	N
MONTGOMERY COUNTY	COUNTY JAIL. . . . .	5	763	2	585	1965	N	N	N
	DAYTON CITY REHAB. CENTER. . . . .	4	4000	3	557	1918	Y	N	N
	DAYTON CITY JAIL. . . . .	6	872	-	-	1954	N	N	N
	MIAMISBURG CITY JAIL. . . . .	-	-	-	-	1973	N	N	N
MORGAN COUNTY	COUNTY JAIL. . . . .	-	-	-	-	1965	N	N	N
MORROW COUNTY	COUNTY JAIL. . . . .	-	-	2	225	1897	N	N	N
MUSKINGUM COUNTY	COUNTY JAIL. . . . .	-	-	1	80	1975	Y	N	N
NOBLE COUNTY	COUNTY JAIL. . . . .	-	-	-	-	1884	N	N	N
OTTAWA COUNTY	COUNTY JAIL. . . . .	-	-	-	-	1889	N	Y	Y
PAULDING COUNTY	COUNTY JAIL. . . . .	-	-	-	-	1877	N	N	N
PERRY COUNTY	COUNTY JAIL. . . . .	-	-	-	-	1890	N	N	N
PICKAWAY COUNTY	COUNTY JAIL. . . . .	-	-	-	-	1898	N	N	N
PIKE COUNTY	COUNTY JAIL. . . . .	-	-	1	54	1861	N	N	N
PORTAGE COUNTY	COUNTY JAIL. . . . .	3	1566	3	100	1959	N	N	N
PREBLE COUNTY	COUNTY JAIL. . . . .	-	-	-	-	1917	N	N	N
PUTNAM COUNTY	COUNTY JAIL. . . . .	-	-	-	-	1899	N	Y	Y
RICHLAND COUNTY	COUNTY JAIL. . . . .	-	-	1	375	1967	Y	N	N
	MANSFIELD CITY JAIL. . . . .	1	3102	-	-	1977	N	N	N

Table 2. Institutional data, by county, by local jail within county--Continued

Name of county	Name of jail	Design/rated capacity of facility	Confinement units					
			Units for 1 inmate		Units for 2 inmates		Units for 3 or 4 inmates	
			Number of units	Average floor space (sq. ft.)	Number of units	Average floor space (sq. ft.)	Number of units	Average floor space (sq. ft.)
OHIO--CONTINUED								
RICHLAND COUNTY--CONTINUED	SHELBY CITY JAIL . . . . .	10	-	-	3	60	1	90
ROSS COUNTY	COUNTY JAIL. . . . .	42	2	54	-	-	1	150
SANDUSKY COUNTY	COUNTY JAIL. . . . .	47	7	64	14	64	-	-
SCIOTO COUNTY	COUNTY JAIL. . . . .	100	-	-	46	60	-	-
SENECA COUNTY	COUNTY JAIL. . . . .	32	-	-	16	80	-	-
	FOSTORIA CITY JAIL. . . . .	10	10	48	-	-	-	-
SHELBY COUNTY	COUNTY JAIL. . . . .	38	4	80	7	90	4	80
STARK COUNTY	COUNTY JAIL. . . . .	303	105	53	-	-	-	-
SUMMIT COUNTY	COUNTY JAIL. . . . .	208	139	72	-	-	-	-
	AKRON CITY WORKHOUSE . . . . .	100	-	-	3	24	-	-
	TWINSBURG CITY JAIL. . . . .	6	-	-	3	33	-	-
TRUMBULL COUNTY	COUNTY JAIL. . . . .	144	-	-	-	-	24	63
	GIRARD CITY JAIL. . . . .	8	-	-	4	35	-	-
	NEWTON FALLS CITY JAIL. . . . .	6	-	-	3	49	-	-
	NILES CITY JAIL. . . . .	-	-	-	-	-	-	-
	WARREN CITY JAIL. . . . .	40	4	60	18	60	-	-
TUSCARAWAS COUNTY	COUNTY JAIL. . . . .	33	-	-	14	54	-	-
UNION COUNTY	COUNTY JAIL. . . . .	26	8	56	8	56	-	-
VAN WERT COUNTY	COUNTY JAIL. . . . .	32	16	48	8	48	-	-
VINTON COUNTY	COUNTY JAIL. . . . .	18	2	80	8	80	-	-
WARREN COUNTY	COUNTY JAIL. . . . .	75	50	54	-	-	1	360
	LEBANON CITY JAIL. . . . .	11	9	51	-	-	-	-
WASHINGTON COUNTY	COUNTY JAIL. . . . .	75	-	-	36	36	-	-
WAYNE COUNTY	COUNTY JAIL. . . . .	64	64	70	-	-	-	-
	ORRVILLE CITY JAIL. . . . .	7	5	65	1	150	-	-
WILLIAMS COUNTY	COUNTY JAIL. . . . .	39	-	-	13	113	2	200
WOOD COUNTY	COUNTY JAIL. . . . .	50	4	100	20	60	-	-
WYANDOT COUNTY	COUNTY JAIL. . . . .	28	-	-	14	216	-	-
STATE TOTAL			2 711		1 135		327	

See footnotes at end of table.

Table 2. Institutional data, by county, by local jail within county--Continued

Name of county	Name of jail	Confinement units--Continued				Institutional characteristics			
		Units for 5 or more inmates		Other units with beds		Year jail was built	Changes planned to jail between 1978 and 1982 (Y=Yes, N=No)		
		Number of units	Average floor space (sq. ft.)	Number of units	Average floor space (sq. ft.)		Renovating jail	Building new jail	Closing jail
OHIO--CONTINUED									
RICHLAND COUNTY--CONTINUED	SHELBY CITY JAIL . . . . .	-	-	-	-	1974	N	N	N
ROSS COUNTY	COUNTY JAIL. . . . .	2	2126	1	120	1858	N	N	N
SANDUSKY COUNTY	COUNTY JAIL. . . . .	-	-	4	288	1891	N	Y	Y
SCIOTO COUNTY	COUNTY JAIL. . . . .	-	-	4	60	1924	N	N	N
SENECA COUNTY	COUNTY JAIL. . . . .	-	-	-	-	1896	Y	N	N
	FOSTORIA CITY JAIL. . . . .	-	-	-	-	1959	N	N	N
SHELBY COUNTY	COUNTY JAIL. . . . .	1	3536	-	-	1875	N	N	N
STARK COUNTY	COUNTY JAIL. . . . .	14	653	-	-	1965	N	N	N
SUMMIT COUNTY	COUNTY JAIL. . . . .	2	4750	2	1675	1965	N	N	N
	AKRON CITY WORKHOUSE . . . . .	2	1620	2	32	1943	N	N	N
	TWINSBURG CITY JAIL. . . . .	-	-	-	-	1937	N	Y	Y
TRUMBULL COUNTY	COUNTY JAIL. . . . .	-	244	1	72	1965	N	N	N
	GIRARD CITY JAIL. . . . .	-	-	-	-	1937	Y	N	N
	NEWTON FALLS CITY JAIL. . . . .	-	-	-	-	1949	N	N	N
	NILES CITY JAIL. . . . .	-	-	-	-	NA	N	N	N
	WARREN CITY JAIL. . . . .	-	-	-	-	1973	N	N	N
TUSCARAWAS COUNTY	COUNTY JAIL. . . . .	-	-	5	54	1870	N	N	N
UNION COUNTY	COUNTY JAIL. . . . .	-	-	1	135	1880	N	N	N
VAN WERT COUNTY	COUNTY JAIL. . . . .	-	-	-	-	1896	N	N	N
VINTON COUNTY	COUNTY JAIL. . . . .	-	-	-	-	1939	N	N	N
WARREN COUNTY	COUNTY JAIL. . . . .	-	-	17	61	1975	N	N	N
	LEBANON CITY JAIL. . . . .	-	-	-	-	1974	N	N	N
WASHINGTON COUNTY	COUNTY JAIL. . . . .	-	-	3	61	1969	N	N	N
WAYNE COUNTY	COUNTY JAIL. . . . .	-	-	-	-	1976	N	N	N
	ORRVILLE CITY JAIL. . . . .	-	-	-	-	1970	N	N	N
WILLIAMS COUNTY	COUNTY JAIL. . . . .	1	3316	-	-	1938	N	N	N
WOOD COUNTY	COUNTY JAIL. . . . .	-	-	2	149	1898	N	N	N
WYANDOT COUNTY	COUNTY JAIL. . . . .	-	-	-	-	1890	N	N	N
STATE TOTAL		168		218			N 138 Y 12	N 140 Y 10	N 140 Y 10

Table 2. Institutional data, by county, by local jail within county—Continued

Name of county	Name of jail	Design/rated capacity of facility	Confinement units					
			Units for 1 inmate		Units for 2 inmates		Units for 3 or 4 inmates	
			Number of units	Average floor space (sq. ft.)	Number of units	Average floor space (sq. ft.)	Number of units	Average floor space (sq. ft.)
SOUTH DAKOTA (44 JAILS)								
BEADLE COUNTY	COUNTY JAIL. . . . .	19	19	63	-	-	-	-
BENNETT COUNTY	COUNTY JAIL. . . . .	24	4	54	-	-	2	160
BON HOMME COUNTY	COUNTY JAIL. . . . .	12	-	-	3	50	-	-
BROOKINGS COUNTY	COUNTY JAIL. . . . .	35	-	-	10	30	-	-
BROWN COUNTY	COUNTY JAIL. . . . .	52	7	54	6	54	5	189
BRULE COUNTY	COUNTY JAIL. . . . .	20	-	-	10	54	-	-
BUTTE COUNTY	COUNTY JAIL. . . . .	12	4	80	3	70	1	400
CHARLES MIX COUNTY	COUNTY JAIL. . . . .	-	-	-	-	-	-	-
CLAY COUNTY	COUNTY JAIL. . . . .	18	-	-	9	72	-	-
CODINGTON COUNTY	WATERTOWN CITY JAIL. . . . .	36	20	54	-	-	-	-
CORSON COUNTY	COUNTY JAIL. . . . .	30	-	-	-	-	3	70
DAVISON COUNTY	COUNTY JAIL. . . . .	24	-	-	7	48	1	180
DAY COUNTY	COUNTY JAIL. . . . .	13	11	40	1	64	-	-
EDMUNDS COUNTY	COUNTY JAIL. . . . .	3	3	72	-	-	-	-
FALL RIVER COUNTY	COUNTY JAIL. . . . .	30	-	-	4	54	5	81
FAULK COUNTY	COUNTY JAIL. . . . .	16	-	-	2	60	-	-
GRANT COUNTY	MILBANK DETENTION CENTER . . . . .	8	4	60	2	60	-	-
GREGORY COUNTY	COUNTY JAIL. . . . .	7	-	-	-	-	2	300
	GREGORY CITY JAIL. . . . .	3	3	96	-	-	-	-
HAND COUNTY	COUNTY JAIL. . . . .	12	-	-	6	60	-	-
HUGHES COUNTY	COUNTY JAIL. . . . .	48	-	-	-	-	-	-
HYDE COUNTY	COUNTY JAIL. . . . .	8	-	-	2	88	1	204
JACKSON COUNTY	COUNTY JAIL. . . . .	12	-	-	6	54	-	-
JONES COUNTY	COUNTY JAIL. . . . .	5	-	-	1	60	1	169
LAKE COUNTY	COUNTY JAIL. . . . .	22	-	-	3	120	1	192
LAWRENCE COUNTY	COUNTY JAIL. . . . .	44	-	-	18	80	-	-
LINCOLN COUNTY	COUNTY JAIL. . . . .	8	-	-	-	-	2	90
MCCOOK COUNTY	COUNTY JAIL. . . . .	5	1	54	2	60	-	-
MARSHALL COUNTY	COUNTY JAIL. . . . .	5	1	54	2	108	-	-
MEADE COUNTY	COUNTY JAIL. . . . .	24	-	-	-	-	3	120
MELLETT COUNTY	COUNTY JAIL. . . . .	8	2	32	-	-	2	80
MINNEHAHA COUNTY	COUNTY JAIL. . . . .	102	98	70	-	-	-	-
MOODY COUNTY	COUNTY JAIL. . . . .	6	4	35	1	35	-	-
PENNINGTON COUNTY	COUNTY JAIL. . . . .	67	-	-	4	72	-	-
PERKINS COUNTY	COUNTY JAIL. . . . .	7	1	48	3	48	-	-
POTTER COUNTY	COUNTY JAIL. . . . .	8	-	-	4	80	-	-
ROBERTS COUNTY	COUNTY JAIL. . . . .	32	-	-	16	80	-	-
SPINK COUNTY	COUNTY JAIL. . . . .	14	-	-	7	30	-	-
TRIPP COUNTY	COUNTY JAIL. . . . .	32	-	-	-	-	-	-
	WINNER CITY JAIL. . . . .	19	-	-	1	48	2	160
TURNER COUNTY	COUNTY JAIL. . . . .	10	10	42	-	-	-	-
WALWORTH COUNTY	COUNTY JAIL. . . . .	8	5	30	-	-	1	168
	MOBRIDGE CITY JAIL. . . . .	8	1	35	2	80	1	180
YANKTON COUNTY	YANKTON CITY JAIL. . . . .	30	19	56	4	70	-	-
STATE TOTAL			217		139		33	

See footnotes at end of table.

Table 2. Institutional data, by county, by local jail within county—Continued

Name of county	Name of jail	Confinement units—Continued				Year jail was built	Institutional characteristics		
		Units for 5 or more inmates		Other units with beds			Changes planned to jail between 1973 and 1982 (Y=Yes, N=No)		
		Number of units	Average floor space (sq. ft.)	Number of units	Average floor space (sq. ft.)		Renovating jail	Building new jail	Closing jail
SOUTH DAKOTA (44 JAILS)									
BEADLE COUNTY	COUNTY JAIL. . . . .	-	-	-	-	1977	N	N	N
BENNETT COUNTY	COUNTY JAIL. . . . .	2	2566	-	-	1972	N	N	N
BON HOMME COUNTY	COUNTY JAIL. . . . .	1	3233	-	-	1912	N	N	N
BROOKINGS COUNTY	COUNTY JAIL. . . . .	1	3283	1	250	1976	N	N	N
BROWN COUNTY	COUNTY JAIL. . . . .	2	985	-	-	1966	N	N	N
BRULE COUNTY	COUNTY JAIL. . . . .	-	-	-	-	1965	H	H	N
BUTTE COUNTY	COUNTY JAIL. . . . .	-	-	1	35	1910	N	N	N
CHARLES MIX COUNTY	COUNTY JAIL. . . . .	-	-	-	-	NA	N	N	N
CLAY COUNTY	COUNTY JAIL. . . . .	-	-	-	-	1910	Y	N	N
CODINGTON COUNTY	WATERTOWN CITY JAIL. . . . .	2	1518	1	54	1975	N	N	N
CORSON COUNTY	COUNTY JAIL. . . . .	3	952	-	-	1968	N	N	N
DAVISON COUNTY	COUNTY JAIL. . . . .	1	2396	-	-	1936	N	N	N
DAY COUNTY	COUNTY JAIL. . . . .	-	-	-	-	1965	N	N	N
EDMUNDS COUNTY	COUNTY JAIL. . . . .	-	-	-	-	1935	N	N	N
FALL RIVER COUNTY	COUNTY JAIL. . . . .	-	-	1	54	1972	Y	N	N
FAULK COUNTY	COUNTY JAIL. . . . .	2	1233	-	-	1936	N	N	N
GRANT COUNTY	MILBANK DETENTION CENTER . . . . .	-	-	-	-	1972	N	N	N
GREGORY COUNTY	COUNTY JAIL. . . . .	-	-	-	-	1934	N	N	N
	GREGORY CITY JAIL. . . . .	-	-	-	-	1967	N	N	N
HAND COUNTY	COUNTY JAIL. . . . .	-	-	-	-	1931	N	N	N
HUGHES COUNTY	COUNTY JAIL. . . . .	8	534	-	-	1968	N	N	N
HYDE COUNTY	COUNTY JAIL. . . . .	-	-	-	-	1974	N	N	N
JACKSON COUNTY	COUNTY JAIL. . . . .	-	-	-	-	1957	N	N	N
JONES COUNTY	COUNTY JAIL. . . . .	-	-	-	-	1950	N	N	N
LAKE COUNTY	COUNTY JAIL. . . . .	1	2406	2	128	1976	N	N	N
LAWRENCE COUNTY	COUNTY JAIL. . . . .	-	-	1	400	1976	N	N	N
LINCOLN COUNTY	COUNTY JAIL. . . . .	-	-	-	-	1936	N	N	N
MCCOOK COUNTY	COUNTY JAIL. . . . .	-	-	-	-	1934	N	N	N
MARSHALL COUNTY	COUNTY JAIL. . . . .	-	-	-	-	1898	N	N	N
MEADE COUNTY	COUNTY JAIL. . . . .	1	2574	-	-	1965	N	N	N
MELLETT COUNTY	COUNTY JAIL. . . . .	-	-	-	-	1954	N	N	N
MINNEHAHA COUNTY	COUNTY JAIL. . . . .	-	-	-	-	1977	N	N	N
MOODY COUNTY	COUNTY JAIL. . . . .	-	-	-	-	1965	N	N	N
PENNINGTON COUNTY	COUNTY JAIL. . . . .	1	216	1	400	1920	N	N	N
PERKINS COUNTY	COUNTY JAIL. . . . .	-	-	-	-	1918	N	N	N
POTTER COUNTY	COUNTY JAIL. . . . .	-	-	-	-	1915	N	N	N
ROBERTS COUNTY	COUNTY JAIL. . . . .	-	-	-	-	1934	N	N	N
SPINK COUNTY	COUNTY JAIL. . . . .	-	-	-	-	1909	N	N	N
TRIPP COUNTY	COUNTY JAIL. . . . .	2	912	-	-	1925	N	N	N
	WINNER CITY JAIL. . . . .	2	963	-	-	1962	N	N	N
TURNER COUNTY	COUNTY JAIL. . . . .	-	-	-	-	1920	N	N	N
WALWORTH COUNTY	COUNTY JAIL. . . . .	-	-	-	-	1912	N	N	N
	MOBRIDGE CITY JAIL. . . . .	-	-	-	-	1907	N	N	N
YANKTON COUNTY	YANKTON CITY JAIL. . . . .	-	-	4	64	1975	N	N	N
STATE TOTAL		29		12			N 42 Y 2	N 44 Y 0	N 44 Y 0



Table 2. Institutional data, by county, by local jail within county—Continued

Name of county	Name of jail	Design/rated capacity of facility	Confinement units					
			Units for 1 inmate		Units for 2 inmates		Units for 3 or 4 inmates	
			Number of units	Average floor space (sq. ft.)	Number of units	Average floor space (sq. ft.)	Number of units	Average floor space (sq. ft.)
WISCONSIN (70 JAILS)								
ADAMS COUNTY	COUNTY JAIL. . . . .	26	12	42	-	-	1	299
ASHLAND COUNTY	COUNTY JAIL. . . . .	26	6	77	2	270	-	-
BARRON COUNTY	COUNTY JAIL. . . . .	15	15	54	-	-	1	54
BROWN COUNTY	COUNTY JAIL. . . . .	109	6	54	-	-	1	100
BUFFALO COUNTY	COUNTY JAIL. . . . .	12	2	54	3	54	1	80
BURNETT COUNTY	COUNTY JAIL. . . . .	8	2	80	1	128	-	-
CALUMET COUNTY	COUNTY JAIL. . . . .	31	18	54	1	54	-	-
CHIPPEWA COUNTY	COUNTY JAIL. . . . .	22	22	48	-	-	-	-
CLARK COUNTY	COUNTY JAIL. . . . .	10	-	-	-	-	-	-
COLUMBIA COUNTY	COUNTY JAIL. . . . .	34	24	60	-	-	2	800
CRAWFORD COUNTY	COUNTY JAIL. . . . .	14	-	-	1	288	-	-
DANE COUNTY	COUNTY JAIL. . . . .	162	21	35	-	-	-	-
DODGE COUNTY	COUNTY JAIL. . . . .	51	3	60	2	60	5	60
DOOR COUNTY	COUNTY JAIL. . . . .	39	21	80	-	-	-	-
DOUGLAS COUNTY	COUNTY JAIL. . . . .	66	51	60	-	-	-	-
DUNN COUNTY	COUNTY JAIL. . . . .	24	19	60	-	-	-	-
EAU CLAIRE COUNTY	COUNTY JAIL. . . . .	59	51	54	-	-	-	-
FOND DU LAC COUNTY	COUNTY JAIL. . . . .	37	29	54	-	-	1	128
FOREST COUNTY	COUNTY JAIL. . . . .	16	11	48	1	128	-	-
GRANT COUNTY	COUNTY JAIL. . . . .	20	14	54	3	110	-	-
GREEN COUNTY	COUNTY JAIL. . . . .	20	4	54	3	54	-	-
GREEN LAKE COUNTY	COUNTY JAIL. . . . .	10	10	54	-	-	-	-
IOWA COUNTY	COUNTY JAIL. . . . .	14	14	64	-	-	1	192
IRON COUNTY	COUNTY JAIL. . . . .	11	6	84	1	180	-	-
JACKSON COUNTY	COUNTY JAIL. . . . .	18	14	40	-	-	-	-
JEFFERSON COUNTY	COUNTY JAIL. . . . .	61	21	72	5	144	-	-
JUNEAU COUNTY	COUNTY JAIL. . . . .	22	16	60	-	-	-	-
KENOSHA COUNTY	COUNTY JAIL. . . . .	78	-	-	3	225	-	-
KEWAUNEE COUNTY	COUNTY JAIL. . . . .	18	3	54	2	220	1	450
LA CROSSE COUNTY	COUNTY JAIL. . . . .	70	46	54	-	-	-	-
LAFAYETTE COUNTY	COUNTY JAIL. . . . .	3	3	52	-	-	-	-
LANGLADE COUNTY	COUNTY JAIL. . . . .	33	21	54	-	-	-	-
LINCOLN COUNTY	COUNTY JAIL. . . . .	19	19	33	-	-	-	-
MANITOWOC COUNTY	COUNTY JAIL. . . . .	56	32	54	1	264	-	-
MARATHON COUNTY	COUNTY JAIL. . . . .	58	58	54	-	-	1	90
MARINETTE COUNTY	COUNTY JAIL. . . . .	34	3	64	2	100	1	192
MARQUETTE COUNTY	COUNTY JAIL. . . . .	14	10	48	-	-	-	-
MILWAUKEE COUNTY	COUNTY JAIL. . . . .	372	124	45	5	45	57	162
	COUNTY HOUSE OF CORRECTION .	530	53	48	-	-	-	-
MONROE COUNTY	COUNTY JAIL. . . . .	34	23	54	-	-	-	-
OCONTO COUNTY	COUNTY JAIL. . . . .	35	35	120	-	-	-	-
ONEIDA COUNTY	COUNTY JAIL. . . . .	28	28	70	-	-	12	73
OUTAGAMIE COUNTY	COUNTY JAIL. . . . .	107	11	45	-	-	4	100
OZAUKEE COUNTY	COUNTY JAIL. . . . .	51	8	100	-	-	-	-
PEPIN COUNTY	COUNTY JAIL. . . . .	2	2	70	-	-	-	-
PIERCE COUNTY	COUNTY JAIL. . . . .	28	28	56	-	-	3	54
POLK COUNTY	COUNTY JAIL. . . . .	20	2	120	-	-	-	-
PORTAGE COUNTY	COUNTY JAIL. . . . .	29	17	48	-	-	-	-

See footnotes at end of table.

Table 2. Institutional data, by county, by local jail within county—Continued

Name of county	Name of jail	Confinement units—Continued				Institutional characteristics			
		Units for 5 or more inmates		Other units with beds		Year jail was built	Changes planned to jail between 1978 and 1982 (Y=Yes, N=No)		
		Number of units	Average floor space (sq. ft.)	Number of units	Average floor space (sq. ft.)		Renovating jail	Building new jail	Closing jail
WISCONSIN (70 JAILS)									
ADAMS COUNTY	COUNTY JAIL. . . . .	2	2292	2	42	1974	N	N	N
ASHLAND COUNTY	COUNTY JAIL. . . . .	1	4824	2	211	1956	N	N	N
BARRON COUNTY	COUNTY JAIL. . . . .	-	-	-	-	1940	N	N	N
BROWN COUNTY	COUNTY JAIL. . . . .	17	193	3	186	1964	N	N	N
BUFFALO COUNTY	COUNTY JAIL. . . . .	-	-	-	-	1912	N	N	N
BURNETT COUNTY	COUNTY JAIL. . . . .	-	-	-	-	1895	N	N	N
CALUMET COUNTY	COUNTY JAIL. . . . .	-	-	1	1100	1977	N	N	N
CHIPPEWA COUNTY	COUNTY JAIL. . . . .	-	-	-	-	1950	N	N	N
CLARK COUNTY	COUNTY JAIL. . . . .	2	2844	2	72	1897	N	Y	Y
COLUMBIA COUNTY	COUNTY JAIL. . . . .	1	5328	2	60	1955	N	N	N
CRAWFORD COUNTY	COUNTY JAIL. . . . .	1	5520	-	-	1896	Y	N	N
DANE COUNTY	COUNTY JAIL. . . . .	13	600	3	35	1955	N	N	N
DODGE COUNTY	COUNTY JAIL. . . . .	3	2320	-	-	1877	N	N	N
DOOR COUNTY	COUNTY JAIL. . . . .	2	3315	-	-	1965	N	N	N
DOUGLAS COUNTY	COUNTY JAIL. . . . .	-	-	1	1564	1970	N	N	N
DUNN COUNTY	COUNTY JAIL. . . . .	1	5142	-	-	1960	N	N	N
EAU CLAIRE COUNTY	COUNTY JAIL. . . . .	1	5358	1	216	1951	N	N	N
FOND DU LAC COUNTY	COUNTY JAIL. . . . .	-	-	1	720	1955	N	N	N
FOREST COUNTY	COUNTY JAIL. . . . .	-	-	-	-	1910	N	N	N
GRANT COUNTY	COUNTY JAIL. . . . .	-	-	-	-	1957	Y	N	N
GREEN COUNTY	COUNTY JAIL. . . . .	-	-	10	54	1958	Y	N	N
GREEN LAKE COUNTY	COUNTY JAIL. . . . .	-	-	-	-	1920	N	N	N
IOWA COUNTY	COUNTY JAIL. . . . .	-	-	-	-	1959	N	Y	Y
IRON COUNTY	COUNTY JAIL. . . . .	-	-	-	-	1975	N	N	N
JACKSON COUNTY	COUNTY JAIL. . . . .	-	-	1	195	1960	N	N	N
JEFFERSON COUNTY	COUNTY JAIL. . . . .	2	2839	2	400	1956	N	N	N
JUNEAU COUNTY	COUNTY JAIL. . . . .	-	-	1	360	1937	N	N	N
KENOSHA COUNTY	COUNTY JAIL. . . . .	8	800	2	1200	1926	N	Y	Y
KEWAUNEE COUNTY	COUNTY JAIL. . . . .	1	5630	-	-	1968	N	N	N
LA CROSSE COUNTY	COUNTY JAIL. . . . .	-	-	2	1600	1965	N	N	N
LAFAYETTE COUNTY	COUNTY JAIL. . . . .	-	-	-	-	1880	N	Y	Y
LANGLADE COUNTY	COUNTY JAIL. . . . .	-	-	1	720	1885	N	N	N
LINCOLN COUNTY	COUNTY JAIL. . . . .	-	-	-	-	1902	N	N	N
MANITOWOC COUNTY	COUNTY JAIL. . . . .	2	2708	4	54	1961	N	N	N
MARATHON COUNTY	COUNTY JAIL. . . . .	-	-	-	-	1958	N	N	N
MARINETTE COUNTY	COUNTY JAIL. . . . .	4	1376	-	-	1939	N	N	N
MARQUETTE COUNTY	COUNTY JAIL. . . . .	-	-	-	-	1919	N	N	N
MILWAUKEE COUNTY	COUNTY JAIL. . . . .	1	122	1	374	1929	Y	N	N
	COUNTY HOUSE OF CORRECTION .	8	1287	10	153	1953	N	N	N
MONROE COUNTY	COUNTY JAIL. . . . .	1	5806	-	-	1966	N	N	N
OCONTO COUNTY	COUNTY JAIL. . . . .	-	-	-	-	1961	N	N	N
ONEIDA COUNTY	COUNTY JAIL. . . . .	-	-	-	-	1952	N	N	N
OUTAGAMIE COUNTY	COUNTY JAIL. . . . .	-	-	2	918	1972	N	N	N
OZAUKEE COUNTY	COUNTY JAIL. . . . .	1	6106	-	-	1955	N	N	N
PEPIN COUNTY	COUNTY JAIL. . . . .	-	-	-	-	1890	N	N	N
PIERCE COUNTY	COUNTY JAIL. . . . .	-	-	-	-	1968	N	N	N
POLK COUNTY	COUNTY JAIL. . . . .	1	5306	1	120	1932	N	Y	Y
PORTAGE COUNTY	COUNTY JAIL. . . . .	1	7531	-	-	1958	N	N	N

Table 2. Institutional data, by county, by local jail within county—Continued

Name of county	Name of jail	Confinement units						
		Design/rated capacity of facility	Units for 1 inmate		Units for 2 inmates		Units for 3 or 4 inmates	
			Number of units	Average floor space (sq. ft.)	Number of units	Average floor space (sq. ft.)	Number of units	Average floor space (sq. ft.)
WISCONSIN--CONTINUED								
PRICE COUNTY	COUNTY JAIL. . . . .	24	13	35	-	-	-	-
RACINE COUNTY	COUNTY JAIL. . . . .	-	-	-	-	-	-	-
RICHLAND COUNTY	COUNTY JAIL. . . . .	11	5	80	-	-	1	324
ROCK COUNTY	COUNTY JAIL. . . . .	104	11	66	-	-	2	746
RUSK COUNTY	COUNTY JAIL. . . . .	10	10	60	-	-	-	-
ST. CROIX COUNTY	COUNTY JAIL. . . . .	-	-	-	-	-	-	-
SAUK COUNTY	COUNTY JAIL. . . . .	39	29	54	-	-	-	-
SAWYER COUNTY	COUNTY JAIL. . . . .	22	14	75	-	-	-	-
SHAWANO COUNTY	COUNTY JAIL. . . . .	38	38	48	-	-	-	-
SHEBOYGAN COUNTY	COUNTY JAIL. . . . .	60	5	35	2	80	2	224
TAYLOR COUNTY	COUNTY JAIL. . . . .	12	5	42	-	-	-	-
TREMPEALEAU COUNTY	COUNTY JAIL. . . . .	9	9	36	-	-	-	-
VERNON COUNTY	COUNTY JAIL. . . . .	17	7	71	-	-	-	-
VILAS COUNTY	COUNTY JAIL. . . . .	21	13	48	-	-	-	-
WALWORTH COUNTY	COUNTY JAIL. . . . .	59	48	40	-	-	-	-
WASHBURN COUNTY	COUNTY JAIL. . . . .	7	6	64	-	-	-	-
WASHINGTON COUNTY	COUNTY JAIL. . . . .	37	25	48	-	-	-	-
WAUKESHA COUNTY	COUNTY JAIL. . . . .	141	69	54	-	-	-	-
WAUPACA COUNTY	COUNTY JAIL. . . . .	34	24	56	-	-	-	-
WAUSHARA COUNTY	COUNTY JAIL. . . . .	8	8	48	-	-	-	-
WINNEBAGO COUNTY	COUNTY JAIL. . . . .	68	13	35	1	168	1	300
WOOD COUNTY	COUNTY JAIL. . . . .	53	2	60	-	-	-	-
STATE TOTAL	. . . . .		1 292		39		98	

- Represents zero or rounds to zero.  
 NA Not available.  
 X Not applicable.

Table 2. Institutional data, by county, by local jail within county—Continued

Name of county	Name of jail	Confinement units—Continued				Year jail was built	Institutional characteristics		
		Units for 5 or more inmates		Other units with beds			Changes planned to jail between 1978 and 1982 (Y=Yes, N=No)		
		Number of units	Average floor space (sq. ft.)	Number of units	Average floor space (sq. ft.)		Renovating jail	Building new jail	Closing jail
WISCONSIN--CONTINUED									
PRICE COUNTY	COUNTY JAIL. . . . .	-	-	2	375	1975	N	N	N
RACINE COUNTY	COUNTY JAIL. . . . .	-	-	-	-	NA	N	N	N
RICHLAND COUNTY	COUNTY JAIL. . . . .	-	-	2	96	1905	N	N	N
ROCK COUNTY	COUNTY JAIL. . . . .	5	965	3	189	1951	N	N	N
RUSK COUNTY	COUNTY JAIL. . . . .	-	-	-	-	1965	N	N	N
ST. CROIX COUNTY	COUNTY JAIL. . . . .	-	-	-	-	NA	N	N	N
SAUK COUNTY	COUNTY JAIL. . . . .	1	5356	-	-	1963	N	N	N
SAWYER COUNTY	COUNTY JAIL. . . . .	1	5506	-	-	1976	N	N	N
SHAWANO COUNTY	COUNTY JAIL. . . . .	-	-	-	-	1956	N	N	N
SHEBOYGAN COUNTY	COUNTY JAIL. . . . .	6	921	2	35	1934	N	Y	N
TAYLOR COUNTY	COUNTY JAIL. . . . .	1	5555	-	-	1893	N	N	N
TREMPEALEAU COUNTY	COUNTY JAIL. . . . .	-	-	-	-	1885	N	N	N
VERNON COUNTY	COUNTY JAIL. . . . .	1	5744	-	-	1909	N	N	N
VILAS COUNTY	COUNTY JAIL. . . . .	1	5434	2	48	1978	N	N	N
WALWORTH COUNTY	COUNTY JAIL. . . . .	1	5790	1	112	1962	N	N	N
WASHBURN COUNTY	COUNTY JAIL. . . . .	-	-	1	64	1900	N	N	N
WASHINGTON COUNTY	COUNTY JAIL. . . . .	1	5460	3	50	1962	N	Y	Y
WAUKESHA COUNTY	COUNTY JAIL. . . . .	2	544	16	65	1958	N	N	N
WAUPACA COUNTY	COUNTY JAIL. . . . .	-	-	5	145	1966	N	N	N
WAUSHARA COUNTY	COUNTY JAIL. . . . .	-	-	-	-	1908	N	Y	Y
WINNEBAGO COUNTY	COUNTY JAIL. . . . .	6	880	2	35	1934	N	Y	Y
WOOD COUNTY	COUNTY JAIL. . . . .	7	1391	-	-	1956	Y	N	N
STATE TOTAL	. . . . .	107		94			N 65 Y 5	N 61 Y 9	N 62 Y 8

Table 3. Employment data, by county, by local jail within county

Name of county	Name of jail	Types of employees								
		Total numbers of employees			Administration			Custodial officers		
		Total	Full-time	Part-time	Total	Full-time	Part-time	Total	Full-time	Part-time
ILLINOIS (100 JAILS)										
ADAMS COUNTY	COUNTY JAIL. . . . .	6	6	-	1	1	-	5	5	-
ALEXANDER COUNTY	COUNTY JAIL. . . . .	10	5	5	1	-	1	6	5	1
BOND COUNTY	COUNTY JAIL. . . . .	6	6	-	1	1	-	5	5	-
BOONE COUNTY	COUNTY JAIL. . . . .	20	10	10	6	1	5	7	5	2
BROWN COUNTY	COUNTY JAIL. . . . .	8	-	8	4	-	4	4	-	4
BUREAU COUNTY	COUNTY JAIL. . . . .	16	7	9	2	2	-	8	5	3
CALHOUN COUNTY	COUNTY JAIL. . . . .	6	1	5	6	1	5	-	-	-
CARROLL COUNTY	COUNTY JAIL. . . . .	7	7	-	1	1	-	4	4	-
CASS COUNTY	COUNTY JAIL. . . . .	12	4	8	4	-	4	5	4	1
CHAMPAIGN COUNTY	COUNTY JAIL. . . . .	23	10	13	1	1	-	14	2	12
CHRISTIAN COUNTY	COUNTY JAIL. . . . .	13	7	6	2	-	2	6	4	2
CLARK COUNTY	COUNTY JAIL. . . . .	3	3	-	-	-	-	3	3	-
CLAY COUNTY	COUNTY JAIL. . . . .	8	6	2	1	1	-	5	4	1
CLINTON COUNTY	COUNTY JAIL. . . . .	15	3	12	13	1	12	1	1	-
COLES COUNTY	COUNTY JAIL. . . . .	18	12	6	2	2	-	16	10	6
COOK COUNTY	COUNTY JAIL DIVISION 1 . . . .	609	605	4	72	72	-	421	421	-
	COUNTY JAIL DIVISION 2 . . . .	566	562	4	46	46	-	398	398	-
	CO. WOMENS CORRECTNL CENTER.	86	85	1	8	8	-	63	63	-
	COUNTY JAIL DIVISION 4 . . . .	234	234	-	28	28	-	164	164	-
CRAWFORD COUNTY	COUNTY JAIL. . . . .	11	-	11	11	-	11	-	-	
CUMBERLAND COUNTY	COUNTY JAIL. . . . .	9	4	5	7	2	5	-	-	
DE KALB COUNTY	COUNTY JAIL. . . . .	12	-	12	2	-	2	10	-	10
DE WITT COUNTY	COUNTY JAIL. . . . .	24	5	19	13	1	12	8	3	5
DOUGLAS COUNTY	COUNTY JAIL. . . . .	11	6	5	6	1	5	1	1	-
DU PAGE COUNTY	COUNTY JAIL. . . . .	42	40	2	2	2	-	35	35	-
EDGAR COUNTY	COUNTY JAIL. . . . .	7	3	4	-	-	-	7	3	4
EFFINGHAM COUNTY	COUNTY JAIL. . . . .	7	6	1	2	1	1	4	4	-
FAYETTE COUNTY	COUNTY JAIL. . . . .	15	3	12	7	-	7	6	3	3
FORD COUNTY	COUNTY JAIL. . . . .	9	-	9	9	-	9	-	-	-
FRANKLIN COUNTY	COUNTY JAIL. . . . .	12	12	-	4	4	-	5	5	-
FULTON COUNTY	COUNTY JAIL. . . . .	8	3	5	2	-	2	6	3	3
GALLATIN COUNTY	COUNTY JAIL. . . . .	9	-	9	9	-	9	-	-	-
GREENE COUNTY	COUNTY JAIL. . . . .	13	5	8	7	-	7	3	3	-
GRUNDY COUNTY	COUNTY JAIL. . . . .	16	10	6	2	2	-	10	8	2
HAMILTON COUNTY	COUNTY JAIL. . . . .	16	-	16	9	-	9	4	-	4
HANCOCK COUNTY	COUNTY JAIL. . . . .	17	4	13	5	1	4	4	2	2
HENDERSON COUNTY	COUNTY JAIL. . . . .	10	2	8	5	-	5	1	-	1
HENRY COUNTY	COUNTY JAIL. . . . .	25	6	19	13	-	13	6	6	-
IROQUOIS COUNTY	COUNTY JAIL. . . . .	24	4	20	12	-	12	8	4	4
JACKSON COUNTY	COUNTY JAIL. . . . .	8	4	4	-	-	-	6	4	2
JASPER COUNTY	COUNTY JAIL. . . . .	5	-	5	4	-	4	-	-	-
JEFFERSON COUNTY	COUNTY JAIL. . . . .	11	6	5	4	-	4	5	5	-
JERSEY COUNTY	COUNTY JAIL. . . . .	7	7	-	1	1	-	4	4	-
JO DAVIESS COUNTY	COUNTY JAIL. . . . .	11	5	6	2	1	1	4	1	3
KANE COUNTY	COUNTY JAIL. . . . .	48	45	3	2	2	-	30	30	-
KANKAKEE COUNTY	COUNTY JAIL. . . . .	40	39	1	9	9	-	21	21	-
KENDALL COUNTY	COUNTY JAIL. . . . .	4	2	2	1	-	1	3	2	1
KNOX COUNTY	COUNTY JAIL. . . . .	15	15	-	2	2	-	9	9	-
LAKE COUNTY	COUNTY JAIL. . . . .	49	48	1	3	3	-	38	38	-

See footnote at end of table.

Table 3. Employment data, by county, by local jail within county—Continued

Name of county	Name of jail	Types of employees—Continued								
		Clerical and maintenance personnel			Service personnel (e.g., academic teachers, nurses, doctors, etc.)			Other personnel (e.g., ministers/librarians, etc.)		
		Total	Full-time	Part-time	Total	Full-time	Part-time	Total	Full-time	Part-time
ILLINOIS (100 JAILS)										
ADAMS COUNTY	COUNTY JAIL. . . . .	-	-	-	-	-	-	-	-	-
ALEXANDER COUNTY	COUNTY JAIL. . . . .	3	-	3	-	-	-	-	-	-
BOND COUNTY	COUNTY JAIL. . . . .	-	-	-	-	-	-	-	-	-
BOONE COUNTY	COUNTY JAIL. . . . .	5	4	1	2	-	2	-	-	-
BROWN COUNTY	COUNTY JAIL. . . . .	-	-	-	-	-	-	-	-	-
BUREAU COUNTY	COUNTY JAIL. . . . .	6	-	6	-	-	-	-	-	-
CALHOUN COUNTY	COUNTY JAIL. . . . .	-	-	-	-	-	-	-	-	-
CARROLL COUNTY	COUNTY JAIL. . . . .	2	2	-	-	-	-	-	-	-
CASS COUNTY	COUNTY JAIL. . . . .	3	-	3	-	-	-	-	-	-
CHAMPAIGN COUNTY	COUNTY JAIL. . . . .	7	7	-	1	-	1	-	-	-
CHRISTIAN COUNTY	COUNTY JAIL. . . . .	5	3	2	-	-	-	-	-	-
CLARK COUNTY	COUNTY JAIL. . . . .	-	-	-	-	-	-	-	-	-
CLAY COUNTY	COUNTY JAIL. . . . .	1	1	-	1	-	1	-	-	-
CLINTON COUNTY	COUNTY JAIL. . . . .	1	1	-	-	-	-	-	-	-
COLES COUNTY	COUNTY JAIL. . . . .	-	-	-	-	-	-	-	-	-
COOK COUNTY	COUNTY JAIL DIVISION 1 . . . .	83	83	-	33	29	4	-	-	-
	COUNTY JAIL DIVISION 2 . . . .	52	52	-	70	66	4	-	-	-
	CO. WOMENS CORRECTNL CENTER.	8	8	-	7	6	1	-	-	-
	COUNTY JAIL DIVISION 4 . . . .	31	31	-	11	11	-	-	-	-
CRAWFORD COUNTY	COUNTY JAIL. . . . .	-	-	-	-	-	-	-	-	-
CUMBERLAND COUNTY	COUNTY JAIL. . . . .	2	2	-	-	-	-	-	-	-
DE KALB COUNTY	COUNTY JAIL. . . . .	-	-	-	-	-	-	-	-	-
DE WITT COUNTY	COUNTY JAIL. . . . .	3	1	2	-	-	-	-	-	-
DOUGLAS COUNTY	COUNTY JAIL. . . . .	4	4	-	-	-	-	-	-	-
DU PAGE COUNTY	COUNTY JAIL. . . . .	3	2	1	2	1	1	-	-	-
EDGAR COUNTY	COUNTY JAIL. . . . .	-	-	-	-	-	-	-	-	-
EFFINGHAM COUNTY	COUNTY JAIL. . . . .	1	1	-	-	-	-	-	-	-
FAYETTE COUNTY	COUNTY JAIL. . . . .	2	-	2	-	-	-	-	-	-
FORD COUNTY	COUNTY JAIL. . . . .	-	-	-	-	-	-	-	-	-
FRANKLIN COUNTY	COUNTY JAIL. . . . .	3	3	-	-	-	-	-	-	-
FULTON COUNTY	COUNTY JAIL. . . . .	-	-	-	-	-	-	-	-	-
GALLATIN COUNTY	COUNTY JAIL. . . . .	-	-	-	-	-	-	-	-	-
GREENE COUNTY	COUNTY JAIL. . . . .	3	2	1	-	-	-	-	-	-
GRUNDY COUNTY	COUNTY JAIL. . . . .	1	-	1	3	-	3	-	-	-
HAMILTON COUNTY	COUNTY JAIL. . . . .	1	-	1	-	-	-	-	-	-
HANCOCK COUNTY	COUNTY JAIL. . . . .	2	1	1	6	-	6	-	-	-
HENDERSON COUNTY	COUNTY JAIL. . . . .	4	2	2	-	-	-	-	-	-
HENRY COUNTY	COUNTY JAIL. . . . .	5	-	5	1	-	1	-	-	-
IROQUOIS COUNTY	COUNTY JAIL. . . . .	4	-	4	-	-	-	-	-	-
JACKSON COUNTY	COUNTY JAIL. . . . .	2	-	2	-	-	-	-	-	-
JASPER COUNTY	COUNTY JAIL. . . . .	1	-	1	-	-	-	-	-	-
JEFFERSON COUNTY	COUNTY JAIL. . . . .	2	1	1	-	-	-	-	-	-
JERSEY COUNTY	COUNTY JAIL. . . . .	2	2	-	-	-	-	-	-	-
JO DAVIESS COUNTY	COUNTY JAIL. . . . .	5	3	2	-	-	-	-	-	-
KANE COUNTY	COUNTY JAIL. . . . .	11	11	-	2	1	1	3	1	2
KANKAKEE COUNTY	COUNTY JAIL. . . . .	9	9	-	1	-	1	-	-	-
KENDALL COUNTY	COUNTY JAIL. . . . .	-	-	-	-	-	-	-	-	-
KNOX COUNTY	COUNTY JAIL. . . . .	4	4	-	-	-	-	-	-	-
LAKE COUNTY	COUNTY JAIL. . . . .	5	5	-	3	2	1	-	-	-

Table 3. Employment data, by county, by local jail within county—Continued

Name of county	Name of jail	Types of employees								
		Total numbers of employees			Administration			Custodial officers		
		Total	Full-time	Part-time	Total	Full-time	Part-time	Total	Full-time	Part-time
ILLINOIS--CONTINUED										
LA SALLE COUNTY	COUNTY JAIL. . . . .	15	13	2	1	1	-	11	9	2
LEE COUNTY	COUNTY JAIL. . . . .	8	5	3	2	-	2	5	5	-
LIVINGSTON COUNTY	COUNTY JAIL. . . . .	7	3	4	1	1	-	4	-	4
LOGAN COUNTY	COUNTY JAIL. . . . .	17	16	1	6	6	-	6	6	-
MCDONOUGH COUNTY	COUNTY JAIL. . . . .	8	5	3	1	-	1	5	5	-
MCHENRY COUNTY	COUNTY JAIL. . . . .	-	-	-	-	-	-	-	-	-
MCLEAN COUNTY	COUNTY JAIL. . . . .	27	25	2	1	1	-	20	20	-
MACON COUNTY	COUNTY JAIL. . . . .	17	17	-	1	1	-	16	16	-
MACOUPIN COUNTY	COUNTY JAIL. . . . .	9	6	3	2	1	1	4	4	-
MADISON COUNTY	COUNTY JAIL. . . . .	26	24	2	3	3	-	16	16	-
MARION COUNTY	COUNTY JAIL. . . . .	17	15	2	1	1	-	6	6	-
MARSHALL COUNTY	COUNTY JAIL. . . . .	7	-	7	4	-	4	2	-	2
MASON COUNTY	COUNTY JAIL. . . . .	7	4	3	1	-	1	5	4	1
MASSAC COUNTY	COUNTY JAIL. . . . .	10	6	4	6	2	4	4	4	-
MENARD COUNTY	COUNTY JAIL. . . . .	4	2	2	2	2	-	2	-	2
MERCER COUNTY	COUNTY JAIL. . . . .	10	6	4	1	1	-	6	3	3
MONROE COUNTY	COUNTY JAIL. . . . .	7	2	5	1	-	1	2	2	-
MONTGOMERY COUNTY	COUNTY JAIL. . . . .	10	6	4	2	1	1	6	4	2
MORGAN COUNTY	COUNTY JAIL. . . . .	13	7	6	2	1	1	5	3	2
MOULTRIE COUNTY	COUNTY JAIL. . . . .	11	-	11	11	-	11	-	-	-
OGLE COUNTY	COUNTY JAIL. . . . .	14	9	5	1	-	1	10	8	2
PEORIA COUNTY	COUNTY JAIL. . . . .	53	53	-	2	2	-	42	42	-
PERRY COUNTY	COUNTY JAIL. . . . .	8	5	3	1	1	-	6	3	3
PIATT COUNTY	COUNTY JAIL. . . . .	6	3	3	4	1	3	1	1	-
PIKE COUNTY	COUNTY JAIL. . . . .	10	-	10	9	-	9	-	-	-
PULASKI COUNTY	COUNTY JAIL. . . . .	6	3	3	6	3	3	-	-	-
PUTNAM COUNTY	COUNTY JAIL. . . . .	12	4	8	6	4	2	2	-	2
RANDOLPH COUNTY	COUNTY JAIL. . . . .	17	-	17	17	-	17	-	-	-
RICHLAND COUNTY	COUNTY JAIL. . . . .	8	7	1	1	1	-	4	4	-
ROCK ISLAND COUNTY	COUNTY JAIL. . . . .	39	23	16	1	1	-	29	20	-
ST. CLAIR COUNTY	COUNTY JAIL. . . . .	59	57	2	9	9	-	29	29	-
SALINE COUNTY	COUNTY JAIL. . . . .	12	6	6	5	-	5	6	6	-
SANGAMON COUNTY	COUNTY JAIL. . . . .	31	26	5	3	3	-	19	19	-
	SPRINGFIELD CITY JAIL. . . . .	9	9	-	2	2	-	4	4	-
SCHUYLER COUNTY	COUNTY JAIL. . . . .	11	5	6	1	1	-	7	4	3
SHELBY COUNTY	COUNTY JAIL. . . . .	12	3	9	9	-	9	3	3	-
STARK COUNTY	COUNTY JAIL. . . . .	8	-	8	8	-	8	-	-	-
STEPHENSON COUNTY	COUNTY JAIL. . . . .	33	21	12	3	3	-	13	12	1
TAZEWELL COUNTY	COUNTY JAIL. . . . .	7	7	-	1	1	-	6	6	-
UNION COUNTY	COUNTY JAIL. . . . .	10	-	10	10	-	10	-	-	-
VERMILION COUNTY	COUNTY JAIL. . . . .	41	33	8	2	2	-	24	24	-
WABASH COUNTY	COUNTY JAIL. . . . .	8	6	2	2	2	-	5	3	2
WARREN COUNTY	COUNTY JAIL. . . . .	13	5	8	2	-	2	6	4	2
WASHINGTON COUNTY	COUNTY JAIL. . . . .	20	1	19	4	1	3	8	-	8
WAYNE COUNTY	COUNTY JAIL. . . . .	4	4	-	4	4	-	-	-	-
WHITE COUNTY	CITY/COUNTY JAIL. . . . .	11	4	7	2	-	2	7	4	3
WHITESIDE COUNTY	COUNTY JAIL. . . . .	16	5	11	7	-	7	4	4	-
WILL COUNTY	COUNTY JAIL. . . . .	31	23	8	4	4	-	16	16	-

See footnote at end of table.

Table 3. Employment data, by county, by local jail within county—Continued

Name of county	Name of jail	Types of employees--Continued								
		Clerical and maintenance personnel			Service personnel (e.g., academic teachers, nurses, doctors, etc.)			Other personnel (e.g., ministers/librarians, etc.)		
		Total	Full-time	Part-time	Total	Full-time	Part-time	Total	Full-time	Part-time
ILLINOIS--CONTINUED										
LA SALLE COUNTY	COUNTY JAIL. . . . .	3	3	-	-	-	-	-	-	-
LEE COUNTY	COUNTY JAIL. . . . .	1	-	1	-	-	-	-	-	-
LIVINGSTON COUNTY	COUNTY JAIL. . . . .	2	2	-	-	-	-	-	-	-
LOGAN COUNTY	COUNTY JAIL. . . . .	5	4	1	-	-	-	-	-	-
MCDONOUGH COUNTY	COUNTY JAIL. . . . .	-	-	-	-	-	-	-	2	2
MCHENRY COUNTY	COUNTY JAIL. . . . .	-	-	-	-	-	-	-	-	-
MCLEAN COUNTY	COUNTY JAIL. . . . .	2	2	-	4	2	2	-	-	-
MACON COUNTY	COUNTY JAIL. . . . .	-	-	-	-	-	-	-	-	-
MACOUPIN COUNTY	COUNTY JAIL. . . . .	3	1	2	-	-	-	-	-	-
MADISON COUNTY	COUNTY JAIL. . . . .	4	4	-	3	1	2	-	-	-
MARION COUNTY	COUNTY JAIL. . . . .	10	8	2	-	-	-	-	-	-
MARSHALL COUNTY	COUNTY JAIL. . . . .	1	-	1	-	-	-	-	-	-
MASON COUNTY	COUNTY JAIL. . . . .	-	-	-	1	-	1	-	-	-
MASSAC COUNTY	COUNTY JAIL. . . . .	-	-	-	-	-	-	-	-	-
MENARD COUNTY	COUNTY JAIL. . . . .	-	-	-	-	-	-	-	-	-
MERCER COUNTY	COUNTY JAIL. . . . .	3	2	1	-	-	-	-	-	-
MONROE COUNTY	COUNTY JAIL. . . . .	3	-	3	1	-	1	-	-	-
MONTGOMERY COUNTY	COUNTY JAIL. . . . .	2	1	1	-	-	-	-	-	-
MORGAN COUNTY	COUNTY JAIL. . . . .	5	3	2	1	-	1	-	1	-
MOULTRIE COUNTY	COUNTY JAIL. . . . .	-	-	-	-	-	-	-	-	-
OGLE COUNTY	COUNTY JAIL. . . . .	3	1	2	-	-	-	-	-	-
PEORIA COUNTY	COUNTY JAIL. . . . .	8	8	-	1	1	-	-	-	-
PERRY COUNTY	COUNTY JAIL. . . . .	1	1	-	-	-	-	-	-	-
PIATT COUNTY	COUNTY JAIL. . . . .	1	1	-	-	-	-	-	-	-
PIKE COUNTY	COUNTY JAIL. . . . .	1	-	1	-	-	-	-	-	-
PULASKI COUNTY	COUNTY JAIL. . . . .	-	-	-	-	-	-	-	-	-
PUTNAM COUNTY	COUNTY JAIL. . . . .	4	-	4	-	-	-	-	-	-
RANDOLPH COUNTY	COUNTY JAIL. . . . .	-	-	-	-	-	-	-	-	-
RICHLAND COUNTY	COUNTY JAIL. . . . .	3	2	1	-	-	-	-	-	-
ROCK ISLAND COUNTY	COUNTY JAIL. . . . .	4	2	2	2	-	2	12	-	12
ST. CLAIR COUNTY	COUNTY JAIL. . . . .	15	14	1	5	4	1	1	1	-
SALINE COUNTY	COUNTY JAIL. . . . .	1	-	1	-	-	-	-	-	-
SANGAMON COUNTY	COUNTY JAIL. . . . .	3	3	-	6	1	5	-	-	-
	SPRINGFIELD CITY JAIL. . . . .	3	3	-	-	-	-	-	-	-
SCHUYLER COUNTY	COUNTY JAIL. . . . .	1	-	1	2	-	2	-	-	-
SHELBY COUNTY	COUNTY JAIL. . . . .	-	-	-	-	-	-	-	-	-
STARK COUNTY	COUNTY JAIL. . . . .	-	-	-	-	-	-	-	-	-
STEPHENSON COUNTY	COUNTY JAIL. . . . .	7	6	1	10	-	10	-	-	-
TAZEWELL COUNTY	COUNTY JAIL. . . . .	-	-	-	-	-	-	-	-	-
UNION COUNTY	COUNTY JAIL. . . . .	-	-	-	-	-	-	-	-	-
VERMILION COUNTY	COUNTY JAIL. . . . .	6	6	-	9	1	8	-	-	-
WABASH COUNTY	COUNTY JAIL. . . . .	1	1	-	-	-	-	-	-	-
WARREN COUNTY	COUNTY JAIL. . . . .	2	1	1	3	-	3	-	-	-
WASHINGTON COUNTY	COUNTY JAIL. . . . .	6	-	6	2	-	2	-	-	-
WAYNE COUNTY	COUNTY JAIL. . . . .	-	-	-	-	-	-	-	-	-
WHITE COUNTY	CITY/COUNTY JAIL. . . . .	-	-	-	2	-	2	-	-	-
WHITESIDE COUNTY	COUNTY JAIL. . . . .	4	-	4	1	1	-	-	-	-
WILL COUNTY	COUNTY JAIL. . . . .	3	3	-	8	-	8	-	-	-

Table 3. Employment data, by county, by local jail within county—Continued

Table with columns for Name of county, Name of jail, Total numbers of employees (Total, Full-time, Part-time), and Types of employees (Administration: Total, Full-time, Part-time; Custodial officers: Total, Full-time, Part-time). Rows list 90 Indiana counties and their respective jail data.

See footnote at end of table.

Table 3. Employment data, by county, by local jail within county—Continued

Table with columns for Name of county, Name of jail, and Types of employees--Continued (Clerical and maintenance personnel, Service personnel, Other personnel). Rows list 90 Indiana counties and their respective jail data.

Table 3. Employment data, by county, by local jail within county—Continued

Name of county	Name of jail	Total numbers of employees			Types of employees					
		Total	Full-time	Part-time	Administration			Custodial officers		
					Total	Full-time	Part-time	Total	Full-time	Part-time
INDIANA--CONTINUED										
MARSHALL COUNTY	COUNTY JAIL. . . . .	12	9	3	1	1	-	3	3	-
MARTIN COUNTY	COUNTY JAIL. . . . .	11	5	6	6	-	6	5	5	-
MIAMI COUNTY	COUNTY JAIL. . . . .	7	6	1	1	1	-	5	4	1
MONROE COUNTY	COUNTY JAIL. . . . .	10	9	1	1	1	-	8	8	-
MONTGOMERY COUNTY	COUNTY JAIL. . . . .	9	7	2	2	-	2	4	4	-
MORGAN COUNTY	COUNTY JAIL. . . . .	13	3	10	2	-	2	4	3	1
NEWTON COUNTY	COUNTY JAIL. . . . .	13	-	13	13	-	13	-	-	-
NOBLE COUNTY	COUNTY JAIL. . . . .	18	2	16	8	2	6	6	-	6
OHIO COUNTY	COUNTY JAIL. . . . .	5	1	4	2	-	2	1	1	-
ORANGE COUNTY	COUNTY JAIL. . . . .	12	-	12	12	-	12	-	-	-
OWEN COUNTY	COUNTY JAIL. . . . .	9	8	1	2	2	-	5	5	-
PERRY COUNTY	COUNTY JAIL. . . . .	5	-	5	2	-	2	2	-	2
PIKE COUNTY	COUNTY JAIL. . . . .	2	1	1	1	-	1	1	1	-
PORTER COUNTY	COUNTY JAIL. . . . .	21	20	1	1	1	-	17	17	-
POSEY COUNTY	COUNTY JAIL. . . . .	3	3	-	1	1	-	1	1	-
PULASKI COUNTY	COUNTY JAIL. . . . .	11	-	11	7	-	7	-	-	-
PUTNAM COUNTY	COUNTY JAIL. . . . .	7	1	6	6	-	6	-	-	-
RANDOLPH COUNTY	COUNTY JAIL. . . . .	30	5	25	25	-	25	2	2	-
RIPLEY COUNTY	COUNTY JAIL. . . . .	10	-	10	10	-	10	-	-	-
RUSH COUNTY	COUNTY JAIL. . . . .	13	9	4	1	1	-	3	3	-
ST. JOSEPH COUNTY	COUNTY JAIL. . . . .	40	40	-	3	3	-	36	36	-
SCOTT COUNTY	COUNTY JAIL. . . . .	11	6	5	5	-	5	6	6	-
SHELBY COUNTY	COUNTY JAIL. . . . .	18	5	13	4	-	4	10	4	6
SPENCER COUNTY	COUNTY JAIL. . . . .	12	-	12	5	-	5	-	-	-
STARKE COUNTY	COUNTY JAIL. . . . .	15	5	10	2	1	1	5	4	1
STEBEN COUNTY	COUNTY JAIL. . . . .	36	1	35	29	-	29	-	-	-
SULLIVAN COUNTY	COUNTY JAIL. . . . .	26	2	24	6	-	6	12	2	10
SWITZERLAND COUNTY	COUNTY JAIL. . . . .	4	-	4	4	-	4	-	-	-
TIPPECANOE COUNTY	COUNTY JAIL. . . . .	30	-	30	19	-	19	-	-	-
TIPTON COUNTY	COUNTY JAIL. . . . .	9	2	7	6	-	6	1	1	-
VANDEBURGH COUNTY	COUNTY JAIL. . . . .	32	30	2	21	21	-	6	6	-
VERMILLION COUNTY	COUNTY JAIL. . . . .	3	-	3	3	-	3	-	-	-
VIGO COUNTY	COUNTY JAIL. . . . .	11	7	4	3	1	2	4	4	-
WABASH COUNTY	COUNTY JAIL. . . . .	15	5	10	13	3	10	-	-	-
WARREN COUNTY	COUNTY JAIL. . . . .	7	-	7	7	-	7	-	-	-
WARRICK COUNTY	COUNTY JAIL. . . . .	11	1	10	-	-	-	9	-	9
WASHINGTON COUNTY	COUNTY JAIL. . . . .	5	4	1	-	-	-	4	4	-
WAYNE COUNTY	COUNTY JAIL. . . . .	15	5	10	2	2	-	13	3	10
WELLS COUNTY	COUNTY JAIL. . . . .	6	-	6	6	-	6	-	-	-
WHITLEY COUNTY	COUNTY JAIL. . . . .	9	1	8	7	-	7	1	1	-
STATE TOTAL		1 623	776	847	591	102	489	686	542	144

See footnote at end of table.

Table 3. Employment data, by county, by local jail within county—Continued

Name of county	Name of jail	Types of employees--Continued								
		Clerical and maintenance personnel			Service personnel (e.g., academic teachers, nurses, doctors, etc.)			Other personnel (e.g., ministers/librarians, etc.)		
		Total	Full-time	Part-time	Total	Full-time	Part-time	Total	Full-time	Part-time
INDIANA--CONTINUED										
MARSHALL COUNTY	COUNTY JAIL. . . . .	7	5	2	-	-	-	-	-	-
MARTIN COUNTY	COUNTY JAIL. . . . .	-	-	-	1	-	1	-	-	-
MIAMI COUNTY	COUNTY JAIL. . . . .	1	1	-	-	-	-	-	-	-
MONROE COUNTY	COUNTY JAIL. . . . .	1	-	1	-	-	-	-	-	-
MONTGOMERY COUNTY	COUNTY JAIL. . . . .	3	3	-	-	-	-	-	-	-
MORGAN COUNTY	COUNTY JAIL. . . . .	7	-	7	-	-	-	-	-	-
NEWTON COUNTY	COUNTY JAIL. . . . .	-	-	-	-	-	-	-	-	-
NOBLE COUNTY	COUNTY JAIL. . . . .	4	-	4	-	-	-	-	-	-
OHIO COUNTY	COUNTY JAIL. . . . .	2	-	2	-	-	-	-	-	-
ORANGE COUNTY	COUNTY JAIL. . . . .	-	-	-	-	-	-	-	-	-
OWEN COUNTY	COUNTY JAIL. . . . .	2	1	1	-	-	-	-	-	-
PERRY COUNTY	COUNTY JAIL. . . . .	1	-	1	-	-	-	-	-	-
PIKE COUNTY	COUNTY JAIL. . . . .	-	-	-	-	-	-	-	-	-
PORTER COUNTY	COUNTY JAIL. . . . .	3	2	1	-	-	-	-	-	-
POSEY COUNTY	COUNTY JAIL. . . . .	1	1	-	-	-	-	-	-	-
PULASKI COUNTY	COUNTY JAIL. . . . .	4	-	4	-	-	-	-	-	-
PUTNAM COUNTY	COUNTY JAIL. . . . .	1	1	-	-	-	-	-	-	-
RANDOLPH COUNTY	COUNTY JAIL. . . . .	3	3	-	-	-	-	-	-	-
RIPLEY COUNTY	COUNTY JAIL. . . . .	-	-	-	-	-	-	-	-	-
RUSH COUNTY	COUNTY JAIL. . . . .	5	5	-	-	-	-	-	-	-
ST. JOSEPH COUNTY	COUNTY JAIL. . . . .	-	-	-	1	1	-	-	-	4
SCOTT COUNTY	COUNTY JAIL. . . . .	4	1	3	-	-	-	-	-	-
SHELBY COUNTY	COUNTY JAIL. . . . .	7	-	7	-	-	-	-	-	-
SPENCER COUNTY	COUNTY JAIL. . . . .	8	-	8	-	-	-	-	-	-
STARKE COUNTY	COUNTY JAIL. . . . .	7	-	7	-	-	-	-	-	-
STEBEN COUNTY	COUNTY JAIL. . . . .	7	1	6	-	-	-	-	-	-
SULLIVAN COUNTY	COUNTY JAIL. . . . .	6	-	6	2	-	2	-	-	-
SWITZERLAND COUNTY	COUNTY JAIL. . . . .	-	-	-	-	-	-	-	-	-
TIPPECANOE COUNTY	COUNTY JAIL. . . . .	10	-	10	1	-	1	-	-	-
TIPTON COUNTY	COUNTY JAIL. . . . .	2	1	1	-	-	-	-	-	-
VANDEBURGH COUNTY	COUNTY JAIL. . . . .	1	1	-	3	2	1	1	-	1
VERMILLION COUNTY	COUNTY JAIL. . . . .	-	-	-	-	-	-	-	-	-
VIGO COUNTY	COUNTY JAIL. . . . .	3	2	1	-	-	-	-	-	-
WABASH COUNTY	COUNTY JAIL. . . . .	2	2	-	-	-	-	-	-	-
WARREN COUNTY	COUNTY JAIL. . . . .	-	-	-	-	-	-	-	-	-
WARRICK COUNTY	COUNTY JAIL. . . . .	2	1	1	-	-	-	-	-	-
WASHINGTON COUNTY	COUNTY JAIL. . . . .	1	-	1	-	-	-	-	-	-
WAYNE COUNTY	COUNTY JAIL. . . . .	-	-	-	-	-	-	-	-	-
WELLS COUNTY	COUNTY JAIL. . . . .	-	-	-	-	-	-	-	-	-
WHITLEY COUNTY	COUNTY JAIL. . . . .	1	-	1	-	-	-	-	-	-
STATE TOTAL		249	112	137	54	19	35	43	1	42



Table 3. Employment data, by county, by local jail within county—Continued

Name of county	Name of jail	Total numbers of employees			Types of employees					
					Administration			Custodial officers		
		Total	Full-time	Part-time	Total	Full-time	Part-time	Total	Full-time	Part-time
IOWA (91 JAILS)										
ADAIR COUNTY	COUNTY JAIL. . . . .	5	-	5	3	-	3	-	-	-
ADAMS COUNTY	COUNTY JAIL. . . . .	6	-	6	6	-	6	-	-	-
ALLAMAKEE COUNTY	COUNTY JAIL. . . . .	3	-	3	3	-	3	-	-	-
APPANOOSE COUNTY	COUNTY JAIL. . . . .	11	-	11	5	-	5	4	-	4
AUDUBON COUNTY	COUNTY JAIL. . . . .	4	-	4	4	-	4	-	-	-
BENTON COUNTY	COUNTY JAIL. . . . .	13	-	13	13	-	13	-	-	-
BLACK HAWK COUNTY	COUNTY JAIL. . . . .	17	14	3	-	-	-	12	12	-
BREMER COUNTY	COUNTY JAIL. . . . .	9	-	9	8	-	8	-	-	-
BUCHANAN COUNTY	COUNTY JAIL. . . . .	8	-	8	8	-	8	-	-	-
BUENA VISTA COUNTY	COUNTY JAIL. . . . .	10	3	7	8	1	7	2	2	-
BUTLER COUNTY	COUNTY JAIL. . . . .	9	-	9	6	-	6	-	-	-
CALHOUN COUNTY	COUNTY JAIL. . . . .	9	-	9	9	-	9	-	-	-
CARROLL COUNTY	COUNTY JAIL. . . . .	3	-	3	2	-	2	-	-	-
CEDAR COUNTY	COUNTY JAIL. . . . .	4	2	2	4	2	2	-	-	-
CERRO GORDO COUNTY	COUNTY JAIL. . . . .	12	-	12	11	-	11	1	-	1
CHICKASAW COUNTY	COUNTY JAIL. . . . .	5	-	5	5	-	5	-	-	-
CLARKE COUNTY	COUNTY JAIL. . . . .	7	-	7	6	-	6	-	-	-
CLAY COUNTY	COUNTY JAIL. . . . .	8	-	8	6	-	6	-	-	-
CLAYTON COUNTY	COUNTY JAIL. . . . .	2	1	1	1	-	1	1	1	-
CLINTON COUNTY	COUNTY JAIL. . . . .	7	1	6	4	-	4	1	1	-
CRAWFORD COUNTY	COUNTY JAIL. . . . .	11	-	11	11	-	11	-	-	-
DALLAS COUNTY	COUNTY JAIL. . . . .	11	-	11	6	-	6	-	-	-
DAVIS COUNTY	COUNTY JAIL. . . . .	7	-	7	3	-	3	4	-	4
DELAWARE COUNTY	COUNTY JAIL. . . . .	3	2	1	1	-	1	1	1	-
DES MOINES COUNTY	COUNTY JAIL. . . . .	9	5	4	1	1	-	4	4	-
DICKINSON COUNTY	COUNTY JAIL. . . . .	9	-	9	7	-	7	1	-	1
DUBUQUE COUNTY	COUNTY JAIL. . . . .	12	12	-	-	-	-	12	12	-
EMMET COUNTY	COUNTY JAIL. . . . .	4	-	4	4	-	4	-	-	-
FAYETTE COUNTY	COUNTY JAIL. . . . .	5	-	5	5	-	5	-	-	-
FLOYD COUNTY	COUNTY JAIL. . . . .	5	2	3	1	1	-	3	1	2
FRANKLIN COUNTY	COUNTY JAIL. . . . .	5	-	5	5	-	5	-	-	-
FREMONT COUNTY	COUNTY JAIL. . . . .	6	1	5	5	-	5	-	-	-
GREENE COUNTY	COUNTY JAIL. . . . .	7	-	7	7	-	7	-	-	-
GRUNDY COUNTY	COUNTY JAIL. . . . .	6	-	6	6	-	6	-	-	-
GUTHRIE COUNTY	COUNTY JAIL. . . . .	9	-	9	9	-	9	-	-	-
HAMILTON COUNTY	WEBSTER CITY JAIL. . . . .	14	-	14	14	-	14	-	-	-
HARDIN COUNTY	COUNTY JAIL. . . . .	8	-	8	6	-	6	-	-	-
HARRISON COUNTY	COUNTY JAIL. . . . .	2	2	-	2	2	-	-	-	-
HENRY COUNTY	COUNTY JAIL. . . . .	5	-	5	4	-	4	-	-	-
HOWARD COUNTY	COUNTY JAIL. . . . .	1	-	1	1	-	1	-	-	-
HUMBOLDT COUNTY	COUNTY JAIL. . . . .	6	1	5	6	1	5	-	-	-
IOWA COUNTY	COUNTY JAIL. . . . .	5	-	5	5	-	5	-	-	-
JACKSON COUNTY	COUNTY JAIL. . . . .	3	2	1	-	-	-	2	2	-
JASPER COUNTY	COUNTY JAIL. . . . .	4	3	1	1	1	-	3	2	1
JEFFERSON COUNTY	COUNTY JAIL. . . . .	4	-	4	4	-	4	-	-	-
JOHNSON COUNTY	COUNTY JAIL. . . . .	9	7	2	1	1	-	6	4	2
JONES COUNTY	COUNTY JAIL. . . . .	4	2	2	3	1	2	1	1	-
KEOKUK COUNTY	COUNTY JAIL. . . . .	7	-	7	6	-	6	-	-	-

See footnote at end of table.

Table 3. Employment data, by county, by local jail within county—Continued

Name of county	Name of jail	Types of employees—Continued								
		Clerical and maintenance personnel			Service personnel (e.g., academic teachers, nurses, doctors, etc.)			Other personnel (e.g., ministers/librarians, etc.)		
		Total	Full-time	Part-time	Total	Full-time	Part-time	Total	Full-time	Part-time
IOWA (91 JAILS)										
ADAIR COUNTY	COUNTY JAIL. . . . .	2	-	2	-	-	-	-	-	-
ADAMS COUNTY	COUNTY JAIL. . . . .	-	-	-	-	-	-	-	-	-
ALLAMAKEE COUNTY	COUNTY JAIL. . . . .	-	-	-	-	-	-	-	-	-
APPANOOSE COUNTY	COUNTY JAIL. . . . .	2	-	2	-	-	-	-	-	-
AUDUBON COUNTY	COUNTY JAIL. . . . .	-	-	-	-	-	-	-	-	-
BENTON COUNTY	COUNTY JAIL. . . . .	-	-	-	-	-	-	-	-	-
BLACK HAWK COUNTY	COUNTY JAIL. . . . .	3	2	3	-	-	-	-	-	-
BREMER COUNTY	COUNTY JAIL. . . . .	1	-	1	-	-	-	-	-	-
BUCHANAN COUNTY	COUNTY JAIL. . . . .	-	-	-	-	-	-	-	-	-
BUENA VISTA COUNTY	COUNTY JAIL. . . . .	-	-	-	-	-	-	-	-	-
BUTLER COUNTY	COUNTY JAIL. . . . .	3	-	3	-	-	-	-	-	-
CALHOUN COUNTY	COUNTY JAIL. . . . .	-	-	-	-	-	-	-	-	-
CARROLL COUNTY	COUNTY JAIL. . . . .	1	-	1	-	-	-	-	-	-
CEDAR COUNTY	COUNTY JAIL. . . . .	-	-	-	-	-	-	-	-	-
CERRO GORDO COUNTY	COUNTY JAIL. . . . .	-	-	-	-	-	-	-	-	-
CHICKASAW COUNTY	COUNTY JAIL. . . . .	-	-	-	-	-	-	-	-	-
CLARKE COUNTY	COUNTY JAIL. . . . .	1	-	1	-	-	-	-	-	-
CLAY COUNTY	COUNTY JAIL. . . . .	2	-	2	-	-	-	-	-	-
CLAYTON COUNTY	COUNTY JAIL. . . . .	-	-	-	-	-	-	-	-	-
CLINTON COUNTY	COUNTY JAIL. . . . .	2	-	2	-	-	-	-	-	-
CRAWFORD COUNTY	COUNTY JAIL. . . . .	-	-	-	-	-	-	-	-	-
DALLAS COUNTY	COUNTY JAIL. . . . .	5	-	5	-	-	-	-	-	-
DAVIS COUNTY	COUNTY JAIL. . . . .	-	-	-	-	-	-	-	-	-
DELAWARE COUNTY	COUNTY JAIL. . . . .	1	1	-	-	-	-	-	-	-
DES MOINES COUNTY	COUNTY JAIL. . . . .	-	-	-	4	-	4	-	-	-
DICKINSON COUNTY	COUNTY JAIL. . . . .	1	-	1	-	-	-	-	-	-
DUBUQUE COUNTY	COUNTY JAIL. . . . .	-	-	-	-	-	-	-	-	-
EMMET COUNTY	COUNTY JAIL. . . . .	-	-	-	-	-	-	-	-	-
FAYETTE COUNTY	COUNTY JAIL. . . . .	-	-	-	-	-	-	-	-	-
FLOYD COUNTY	COUNTY JAIL. . . . .	1	-	1	-	-	-	-	-	-
FRANKLIN COUNTY	COUNTY JAIL. . . . .	-	-	-	-	-	-	-	-	-
FREMONT COUNTY	COUNTY JAIL. . . . .	1	1	-	-	-	-	-	-	-
GREENE COUNTY	COUNTY JAIL. . . . .	-	-	-	-	-	-	-	-	-
GRUNDY COUNTY	COUNTY JAIL. . . . .	-	-	-	-	-	-	-	-	-
GUTHRIE COUNTY	COUNTY JAIL. . . . .	-	-	-	-	-	-	-	-	-
HAMILTON COUNTY	WEBSTER CITY JAIL. . . . .	-	-	-	-	-	-	-	-	-
HARDIN COUNTY	COUNTY JAIL. . . . .	2	-	2	-	-	-	-	-	-
HARRISON COUNTY	COUNTY JAIL. . . . .	-	-	-	-	-	-	-	-	-
HENRY COUNTY	COUNTY JAIL. . . . .	1	-	1	-	-	-	-	-	-
HOWARD COUNTY	COUNTY JAIL. . . . .	-	-	-	-	-	-	-	-	-
HUMBOLDT COUNTY	COUNTY JAIL. . . . .	-	-	-	-	-	-	-	-	-
IOWA COUNTY	COUNTY JAIL. . . . .	-	-	-	-	-	-	-	-	-
JACKSON COUNTY	COUNTY JAIL. . . . .	1	-	1	-	-	-	-	-	-
JASPER COUNTY	COUNTY JAIL. . . . .	-	-	-	-	-	-	-	-	-
JEFFERSON COUNTY	COUNTY JAIL. . . . .	-	-	-	-	-	-	-	-	-
JOHNSON COUNTY	COUNTY JAIL. . . . .	2	2	-	-	-	-	-	-	-
JONES COUNTY	COUNTY JAIL. . . . .	-	-	-	-	-	-	-	-	-
KEOKUK COUNTY	COUNTY JAIL. . . . .	1	-	1	-	-	-	-	-	-

Table 3. Employment data, by county, by local jail within county—Continued

Name of county	Name of jail	Total numbers of employees			Types of employees						
		Total	Full-time	Part-time	Administration			Custodial officers			
					Total	Full-time	Part-time	Total	Full-time	Part-time	
IOWA--CONTINUED											
KOSSUTH COUNTY	COUNTY JAIL. . . . .	3	-	3	2	-	2	-	-	-	
LINN COUNTY	COUNTY JAIL. . . . .	24	18	6	6	6	-	11	7	4	
LOUISA COUNTY	COUNTY JAIL. . . . .	7	-	7	7	-	7	-	-	-	
LUCAS COUNTY	COUNTY JAIL. . . . .	5	-	5	5	-	5	-	-	-	
LYON COUNTY	COUNTY JAIL. . . . .	8	-	8	4	-	4	4	-	4	
MADISON COUNTY	COUNTY JAIL. . . . .	3	-	3	3	-	3	-	-	-	
MAHASKA COUNTY	COUNTY JAIL. . . . .	3	3	-	3	3	-	-	-	-	
MARION COUNTY	COUNTY JAIL. . . . .	10	-	10	7	-	7	2	-	2	
MARSHALL COUNTY	COUNTY JAIL. . . . .	14	3	11	8	-	8	3	3	-	
MILLS COUNTY	COUNTY JAIL. . . . .	3	-	3	3	-	3	-	-	-	
MITCHELL COUNTY	COUNTY JAIL. . . . .	10	-	10	10	-	10	-	-	-	
MONONA COUNTY	COUNTY JAIL. . . . .	11	-	11	8	-	8	2	-	2	
MONROE COUNTY	COUNTY JAIL. . . . .	4	-	4	4	-	4	-	-	-	
MONTGOMERY COUNTY	COUNTY JAIL. . . . .	6	-	6	5	-	5	1	-	1	
MUSCATINE COUNTY	COUNTY JAIL. . . . .	7	4	3	4	1	3	3	3	-	
OSCEOLA COUNTY	COUNTY JAIL. . . . .	15	-	15	8	-	8	-	-	-	
PAGE COUNTY	COUNTY JAIL. . . . .	3	-	3	2	-	2	-	-	-	
PALO ALTO COUNTY	COUNTY JAIL. . . . .	5	-	5	5	-	5	-	-	-	
POCAHONTAS COUNTY	COUNTY JAIL. . . . .	12	-	12	5	-	5	-	-	-	
POLK COUNTY	COUNTY JAIL. . . . . DES MOINES CITY JAIL. . . . .	39 10	34 5	5 5	2 5	2 -	5 5	32 5	30 5	2 -	
POTTAWATTAMIE COUNTY	COUNTY JAIL. . . . .	27	22	5	3	3	-	18	18	-	
POWESHIEK COUNTY	COUNTY JAIL. . . . .	6	4	2	1	-	1	4	4	-	
RINGGOLD COUNTY	COUNTY JAIL. . . . .	4	-	4	3	-	3	1	-	1	
SAC COUNTY	COUNTY JAIL. . . . .	4	-	4	4	-	4	-	-	-	
SCOTT COUNTY	COUNTY JAIL. . . . .	23	20	3	3	3	-	18	15	3	
SHELBY COUNTY	COUNTY JAIL. . . . .	3	-	3	2	-	2	1	-	1	
STIOUX COUNTY	COUNTY JAIL. . . . .	5	-	5	3	-	3	-	-	-	
STORY COUNTY	COUNTY JAIL. . . . .	17	5	12	2	-	2	10	5	5	
TAYLOR COUNTY	COUNTY JAIL. . . . .	3	-	3	3	-	3	-	-	-	
UNION COUNTY	COUNTY JAIL. . . . .	5	-	5	4	-	4	-	-	-	
VAN BUREN COUNTY	COUNTY JAIL. . . . .	5	1	4	3	-	3	1	1	-	
WAPELLO COUNTY	COUNTY JAIL. . . . .	8	4	4	3	-	3	5	4	1	
WARREN COUNTY	COUNTY JAIL. . . . .	11	-	11	9	-	9	-	-	-	
WASHINGTON COUNTY	COUNTY JAIL. . . . .	14	-	14	10	-	10	-	-	-	
WAYNE COUNTY	COUNTY JAIL. . . . .	9	-	9	9	-	9	-	-	-	
WEBSTER COUNTY	COUNTY JAIL. . . . .	7	1	6	7	1	6	-	-	-	
WINNEBAGO COUNTY	COUNTY LAW ENFORCEMENT CENTER	10	-	10	4	-	4	-	-	-	
WINNESHIEK COUNTY	COUNTY JAIL. . . . .	3	-	3	2	-	2	-	-	-	
WOODBURY COUNTY	COUNTY JAIL. . . . . SIOUX CITY JAIL. . . . .	19 6	9 1	10 5	1 5	1 -	5 5	7 -	7 -	- -	
WORTH COUNTY	COUNTY JAIL. . . . .	8	-	8	3	-	3	5	-	5	
WRIGHT COUNTY	COUNTY JAIL. . . . .	11	-	11	11	-	11	-	-	-	
STATE TOTAL		743	194	549	437	31	406	191	145	46	

See footnote at end of table.

Table 3. Employment data, by county, by local jail within county—Continued

Name of county	Name of jail	Types of employees—Continued								
		Clerical and maintenance personnel			Service personnel (e.g., academic teachers, nurses, doctors, etc.)			Other personnel (e.g., ministers/librarians, etc.)		
		Total	Full-time	Part-time	Total	Full-time	Part-time	Total	Full-time	Part-time
IOWA--CONTINUED										
KOSSUTH COUNTY	COUNTY JAIL. . . . .	1	-	-	-	-	-	-	-	-
LINN COUNTY	COUNTY JAIL. . . . .	5	5	-	2	-	-	-	-	-
LOUISA COUNTY	COUNTY JAIL. . . . .	-	-	-	-	-	2	-	-	-
LUCAS COUNTY	COUNTY JAIL. . . . .	-	-	-	-	-	-	-	-	-
LYON COUNTY	COUNTY JAIL. . . . .	-	-	-	-	-	-	-	-	-
MADISON COUNTY	COUNTY JAIL. . . . .	-	-	-	-	-	-	-	-	-
MAHASKA COUNTY	COUNTY JAIL. . . . .	-	-	-	-	-	-	-	-	-
MARION COUNTY	COUNTY JAIL. . . . .	-	-	-	-	-	-	-	-	-
MARSHALL COUNTY	COUNTY JAIL. . . . .	1	-	-	-	-	-	-	-	-
MILLS COUNTY	COUNTY JAIL. . . . .	3	-	-	-	-	-	-	-	-
MITCHELL COUNTY	COUNTY JAIL. . . . .	-	-	-	-	-	-	-	-	-
MONONA COUNTY	COUNTY JAIL. . . . .	-	-	-	-	-	-	-	-	-
MONROE COUNTY	COUNTY JAIL. . . . .	1	-	-	-	-	-	-	-	-
MONTGOMERY COUNTY	COUNTY JAIL. . . . .	-	-	-	-	-	-	-	-	-
MUSCATINE COUNTY	COUNTY JAIL. . . . .	-	-	-	-	-	-	-	-	-
OSCEOLA COUNTY	COUNTY JAIL. . . . .	-	-	-	-	-	-	-	-	-
PAGE COUNTY	COUNTY JAIL. . . . .	5	-	-	-	-	-	-	-	-
PALO ALTO COUNTY	COUNTY JAIL. . . . .	1	-	-	2	-	-	2	-	-
POCAHONTAS COUNTY	COUNTY JAIL. . . . .	-	-	-	-	-	-	-	-	-
POLK COUNTY	COUNTY JAIL. . . . . DES MOINES CITY JAIL. . . . .	7 -	- -	- -	7 4	- 1	- 3	- 1	- 3	- 1
POTTAWATTAMIE COUNTY	COUNTY JAIL. . . . .	2	1	-	4	-	-	1	-	-
POWESHIEK COUNTY	COUNTY JAIL. . . . .	1	-	-	1	-	-	4	-	-
RINGGOLD COUNTY	COUNTY JAIL. . . . .	-	-	-	-	-	-	-	-	-
SAC COUNTY	COUNTY JAIL. . . . .	-	-	-	-	-	-	-	-	-
SCOTT COUNTY	COUNTY JAIL. . . . .	-	-	-	-	-	-	-	-	-
SHELBY COUNTY	COUNTY JAIL. . . . .	2	2	-	-	-	-	-	-	-
STIOUX COUNTY	COUNTY JAIL. . . . .	-	-	-	-	-	-	-	-	-
STORY COUNTY	COUNTY JAIL. . . . .	2	-	-	2	-	-	-	-	-
TAYLOR COUNTY	COUNTY JAIL. . . . .	5	-	-	5	-	-	-	-	-
UNION COUNTY	COUNTY JAIL. . . . .	-	-	-	-	-	-	-	-	-
VAN BUREN COUNTY	COUNTY JAIL. . . . .	1	-	-	1	-	-	-	-	-
WAPELLO COUNTY	COUNTY JAIL. . . . .	1	-	-	1	-	-	-	-	-
WARREN COUNTY	COUNTY JAIL. . . . .	-	-	-	-	-	-	-	-	-
WASHINGTON COUNTY	COUNTY JAIL. . . . .	2	-	-	-	-	-	-	-	-
WAYNE COUNTY	COUNTY JAIL. . . . .	4	-	-	4	-	-	-	-	-
WEBSTER COUNTY	COUNTY JAIL. . . . .	-	-	-	-	-	-	-	-	-
WINNEBAGO COUNTY	COUNTY LAW ENFORCEMENT CENTER	6	-	-	6	-	-	-	-	-
WINNESHIEK COUNTY	COUNTY JAIL. . . . .	1	-	-	1	-	-	-	-	-
WOODBURY COUNTY	COUNTY JAIL. . . . . SIOUX CITY JAIL. . . . .	1 1	1 1	- -	- 10	- -	- -	- 10	- -	- -
WORTH COUNTY	COUNTY JAIL. . . . .	-	-	-	-	-	-	-	-	-
WRIGHT COUNTY	COUNTY JAIL. . . . .	-	-	-	-	-	-	-	-	-
STATE TOTAL		88	16	72	26	1	25	1	1	-



Table 3. Employment data, by county, by local jail within county—Continued.

Name of county	Name of jail	Total numbers of employees			Types of employees					
		Total	Full-time	Part-time	Administration			Custodial officers		
					Total	Full-time	Part-time	Total	Full-time	Part-time
KANSAS--CONTINUED										
MITCHELL COUNTY	COUNTY JAIL. . . . .	3	-	3	3	-	3	-	-	-
MONTGOMERY COUNTY	COUNTY JAIL. . . . .	4	4	-	1	1	-	3	3	-
MORRIS COUNTY	COUNTY JAIL. . . . .	9	-	9	2	-	2	-	-	-
MORTON COUNTY	COUNTY JAIL. . . . .	8	5	3	4	1	3	3	3	-
NEOSHO COUNTY	COUNTY JAIL. . . . .	9	6	3	4	1	3	4	4	-
NESS COUNTY	COUNTY JAIL. . . . .	9	-	9	2	-	2	1	-	1
NORTON COUNTY	COUNTY JAIL. . . . .	7	-	7	7	-	7	-	-	-
OSBORNE COUNTY	COUNTY JAIL. . . . .	12	-	12	6	-	6	-	-	-
OTTAWA COUNTY	COUNTY JAIL. . . . .	7	-	7	3	-	3	4	-	4
PAWEE COUNTY	COUNTY JAIL. . . . .	3	-	3	3	-	3	-	-	-
POTTAWATOMIE COUNTY	COUNTY JAIL. . . . .	6	-	6	4	-	4	-	-	-
PRATT COUNTY	COUNTY JAIL. . . . .	4	1	3	3	-	3	-	-	-
RAWLINS COUNTY	COUNTY JAIL. . . . .	20	-	20	20	-	20	-	-	-
RENO COUNTY	COUNTY JAIL. . . . .	7	7	-	1	1	-	6	6	-
REPUBLIC COUNTY	COUNTY JAIL. . . . .	8	1	7	3	1	2	5	-	5
RICE COUNTY	COUNTY JAIL. . . . .	3	-	3	2	-	2	1	-	1
RILEY COUNTY	COUNTY JAIL. . . . .	13	10	3	2	2	-	9	6	3
ROOKS COUNTY	COUNTY JAIL. . . . .	8	2	6	2	2	-	1	-	1
RUSSELL COUNTY	COUNTY JAIL. . . . .	9	-	9	9	-	9	-	-	-
SALINE COUNTY	COUNTY JAIL. . . . .	12	11	1	1	1	-	9	9	-
SCOTT COUNTY	COUNTY JAIL. . . . .	3	-	3	2	-	2	-	-	-
SEDGWICK COUNTY	COUNTY JAIL. . . . .	47	46	1	4	4	-	33	33	-
SEWARD COUNTY	COUNTY JAIL. . . . .	10	4	6	6	-	6	-	-	-
SHAWNEE COUNTY	COUNTY JAIL. . . . .	29	27	2	4	4	-	19	19	-
SHERIDAN COUNTY	COUNTY JAIL. . . . .	2	2	-	1	1	-	-	-	-
SHERMAN COUNTY	COUNTY JAIL. . . . .	10	3	7	1	-	1	9	3	6
SMITH COUNTY	COUNTY JAIL. . . . .	11	3	8	3	-	3	7	3	4
STANTON COUNTY	COUNTY JAIL. . . . .	9	-	9	5	-	5	1	-	1
STEVENS COUNTY	COUNTY JAIL. . . . .	8	-	8	4	-	4	4	-	4
SUMNER COUNTY	COUNTY JAIL. . . . .	16	-	16	9	-	9	7	-	7
THOMAS COUNTY	COUNTY JAIL. . . . .	6	-	6	1	-	1	3	-	3
WABAUNSEE COUNTY	COUNTY JAIL. . . . .	8	1	7	4	1	3	4	-	4
WALLACE COUNTY	COUNTY JAIL. . . . .	2	-	2	2	-	2	-	-	-
WASHINGTON COUNTY	COUNTY JAIL. . . . .	12	-	12	6	-	6	-	-	-
WILSON COUNTY	COUNTY JAIL. . . . .	8	-	8	6	-	6	1	-	1
WOODSON COUNTY	COUNTY JAIL. . . . .	8	-	8	8	-	8	-	-	-
WYANDOTTE COUNTY	COUNTY JAIL. . . . .	40	34	6	3	3	-	22	22	-
	KANSAS CITY JAIL. . . . .	19	19	-	2	2	-	17	17	-
STATE TOTAL		820	317	503	326	57	269	326	214	112

See footnote at end of table.

Table 3. Employment data, by county, by local jail within county—Continued

Name of county	Name of jail	Types of employees—Continued								
		Clerical and maintenance personnel			Service personnel (e.g., academic teachers, nurses, doctors, etc.)			Other personnel (e.g., ministers/librarians, etc.)		
		Total	Full-time	Part-time	Total	Full-time	Part-time	Total	Full-time	Part-time
KANSAS--CONTINUED										
MITCHELL COUNTY	COUNTY JAIL. . . . .	-	-	-	-	-	-	-	-	-
MONTGOMERY COUNTY	COUNTY JAIL. . . . .	-	-	-	-	-	-	-	-	-
MORRIS COUNTY	COUNTY JAIL. . . . .	7	-	7	-	-	-	-	-	-
MORTON COUNTY	COUNTY JAIL. . . . .	1	1	-	-	-	-	-	-	-
NEOSHO COUNTY	COUNTY JAIL. . . . .	1	1	-	-	-	-	-	-	-
NESS COUNTY	COUNTY JAIL. . . . .	3	-	3	3	-	3	-	-	-
NORTON COUNTY	COUNTY JAIL. . . . .	-	-	-	-	-	-	-	-	-
OSBORNE COUNTY	COUNTY JAIL. . . . .	6	-	6	-	-	-	-	-	-
OTTAWA COUNTY	COUNTY JAIL. . . . .	-	-	-	-	-	-	-	-	-
PAWEE COUNTY	COUNTY JAIL. . . . .	-	-	-	-	-	-	-	-	-
POTTAWATOMIE COUNTY	COUNTY JAIL. . . . .	2	-	2	-	-	-	-	-	-
PRATT COUNTY	COUNTY JAIL. . . . .	1	1	-	-	-	-	-	-	-
RAWLINS COUNTY	COUNTY JAIL. . . . .	-	-	-	-	-	-	-	-	-
RENO COUNTY	COUNTY JAIL. . . . .	-	-	-	-	-	-	-	-	-
REPUBLIC COUNTY	COUNTY JAIL. . . . .	-	-	-	-	-	-	-	-	-
RICE COUNTY	COUNTY JAIL. . . . .	-	-	-	-	-	-	-	-	-
RILEY COUNTY	COUNTY JAIL. . . . .	2	2	-	-	-	-	-	-	-
ROOKS COUNTY	COUNTY JAIL. . . . .	5	-	5	-	-	-	-	-	-
RUSSELL COUNTY	COUNTY JAIL. . . . .	-	-	-	-	-	-	-	-	-
SALINE COUNTY	COUNTY JAIL. . . . .	-	-	-	2	1	1	-	-	-
SCOTT COUNTY	COUNTY JAIL. . . . .	1	-	1	-	-	-	-	-	-
SEDGWICK COUNTY	COUNTY JAIL. . . . .	6	6	-	4	3	1	-	-	-
SEWARD COUNTY	COUNTY JAIL. . . . .	4	4	-	-	-	-	-	-	-
SHAWNEE COUNTY	COUNTY JAIL. . . . .	3	3	-	3	1	2	-	-	-
SHERIDAN COUNTY	COUNTY JAIL. . . . .	1	1	-	-	-	-	-	-	-
SHERMAN COUNTY	COUNTY JAIL. . . . .	-	-	-	-	-	-	-	-	-
SMITH COUNTY	COUNTY JAIL. . . . .	-	-	-	1	-	1	-	-	-
STANTON COUNTY	COUNTY JAIL. . . . .	3	-	3	-	-	-	-	-	-
STEVENS COUNTY	COUNTY JAIL. . . . .	-	-	-	-	-	-	-	-	-
SUMNER COUNTY	COUNTY JAIL. . . . .	-	-	-	-	-	-	-	-	-
THOMAS COUNTY	COUNTY JAIL. . . . .	1	-	1	1	-	1	-	-	-
WABAUNSEE COUNTY	COUNTY JAIL. . . . .	-	-	-	-	-	-	-	-	-
WALLACE COUNTY	COUNTY JAIL. . . . .	-	-	-	-	-	-	-	-	-
WASHINGTON COUNTY	COUNTY JAIL. . . . .	6	-	6	-	-	-	-	-	-
WILSON COUNTY	COUNTY JAIL. . . . .	1	-	1	-	-	-	-	-	-
WOODSON COUNTY	COUNTY JAIL. . . . .	-	-	-	-	-	-	-	-	-
WYANDOTTE COUNTY	COUNTY JAIL. . . . .	9	6	3	6	3	3	-	-	-
	KANSAS CITY JAIL. . . . .	-	-	-	-	-	-	-	-	-
STATE TOTAL		124	36	88	39	10	29	5	-	5

Table 3. Employment data, by county, by local jail within county—Continued

Name of county	Name of jail	Total numbers of employees			Types of employees					
		Total	Full-time	Part-time	Administration			Custodial officers		
					Total	Full-time	Part-time	Total	Full-time	Part-time
MICHIGAN (93 JAILS)										
ALCONA COUNTY	COUNTY JAIL. . . . .	14	6	8	2	-	2	9	3	6
ALGER COUNTY	COUNTY JAIL. . . . .	9	5	4	1	-	1	7	4	3
ALLEGAN COUNTY	COUNTY JAIL. . . . .	15	13	2	2	2	-	9	7	2
ALPENA COUNTY	COUNTY JAIL. . . . .	19	6	13	2	2	-	13	1	12
ANTRIM COUNTY	COUNTY JAIL. . . . .	11	9	2	2	1	1	5	5	-
ARENAC COUNTY	COUNTY JAIL. . . . .	8	3	5	2	-	2	3	2	1
BARRY COUNTY	COUNTY JAIL. . . . .	11	10	1	1	1	-	5	5	-
BAY COUNTY	COUNTY JAIL. . . . .	43	36	7	5	3	2	26	26	-
BENZIE COUNTY	COUNTY JAIL. . . . .	11	7	4	3	-	3	5	5	-
BERRIEN COUNTY	COUNTY JAIL. . . . .	35	18	17	1	1	-	15	15	-
BRANCH COUNTY	COUNTY JAIL. . . . .	8	7	1	1	-	1	5	5	-
CALHOUN COUNTY	COUNTY JAIL. . . . .	33	22	11	9	3	6	17	17	-
CASS COUNTY	COUNTY JAIL. . . . .	50	7	43	40	-	40	4	4	-
CHARLEVOIX COUNTY	COUNTY JAIL. . . . .	19	-	19	2	-	2	9	-	9
CHEBOYGAN COUNTY	COUNTY JAIL. . . . .	13	6	7	2	-	2	5	5	-
CHIPPEWA COUNTY	COUNTY JAIL. . . . .	7	7	-	1	1	-	6	6	-
CLARE COUNTY	COUNTY JAIL. . . . .	25	13	12	16	7	9	1	1	-
CLINTON COUNTY	COUNTY JAIL. . . . .	9	3	6	2	2	-	3	-	3
CRAWFORD COUNTY	COUNTY JAIL. . . . .	12	-	12	2	-	2	4	-	4
DELTA COUNTY	COUNTY JAIL. . . . .	20	11	9	4	1	3	11	5	6
DICKINSON COUNTY	COUNTY JAIL. . . . .	20	12	8	3	1	2	14	8	6
EATON COUNTY	COUNTY JAIL. . . . .	33	21	12	4	4	-	11	8	3
EMMET COUNTY	COUNTY JAIL. . . . .	17	-	17	2	-	2	14	-	14
GENESEE COUNTY	COUNTY JAIL. . . . .	66	61	5	4	4	-	49	49	-
	FLINT CITY JAIL. . . . .	25	25	-	1	1	-	22	22	-
GLADWIN COUNTY	COUNTY JAIL. . . . .	12	9	3	3	-	3	5	5	-
GOGEBIC COUNTY	COUNTY JAIL. . . . .	10	-	10	2	-	2	8	-	8
GRAND TRAVERSE COUNTY	COUNTY JAIL. . . . .	9	8	1	1	-	1	6	6	-
GRATIOT COUNTY	COUNTY JAIL. . . . .	34	15	19	19	3	16	8	8	-
HILLSDALE COUNTY	COUNTY JAIL. . . . .	40	9	31	23	-	23	7	6	1
HOUGHTON COUNTY	COUNTY JAIL. . . . .	14	4	10	10	-	10	4	4	-
HURON COUNTY	COUNTY JAIL. . . . .	9	9	-	-	-	-	8	8	-
INGHAM COUNTY	COUNTY JAIL. . . . .	70	60	10	6	6	-	20	20	-
IONIA COUNTY	COUNTY JAIL. . . . .	28	15	13	17	4	13	2	2	-
IOSCO COUNTY	COUNTY JAIL. . . . .	11	6	5	5	-	5	4	4	-
IRON COUNTY	COUNTY JAIL. . . . .	15	-	15	6	-	6	9	-	9
ISABELLA COUNTY	COUNTY JAIL. . . . .	33	10	23	12	-	12	8	3	5
JACKSON COUNTY	COUNTY JAIL. . . . .	14	14	-	1	1	-	9	9	-
KALAMAZOO COUNTY	COUNTY JAIL. . . . .	60	60	-	2	2	-	45	45	-
	KALAMAZOO CITY JAIL. . . . .	7	3	4	3	-	3	3	3	-
KENT COUNTY	COUNTY CORRECTIONAL FACILITY	129	113	16	6	4	2	77	77	-
	COUNTY SHERIFFS HONOR CAMP .	29	12	17	4	2	2	11	7	4
KEWEENAW COUNTY	COUNTY JAIL. . . . .	2	-	2	1	-	1	1	-	1
LAKE COUNTY	COUNTY JAIL. . . . .	13	5	8	2	-	2	2	2	-
LAPEER COUNTY	COUNTY JAIL. . . . .	54	15	39	2	2	-	43	6	37
LEELANAU COUNTY	COUNTY JAIL. . . . .	17	4	13	2	-	2	9	4	5
LENAWEE COUNTY	COUNTY JAIL. . . . .	28	20	8	2	1	1	16	16	-
LIVINGSTON COUNTY	COUNTY JAIL. . . . .	12	11	1	1	1	-	8	8	-
MACKINAC COUNTY	COUNTY JAIL. . . . .	14	6	8	5	-	5	5	3	2

See footnote at end of table.

Table 3. Employment data, by county, by local jail within county—Continued

Name of county	Name of jail	Types of employees—Continued								
		Clerical and maintenance personnel			Service personnel (e.g., academic teachers, nurses, doctors, etc.)			Other personnel (e.g., ministers/librarians, etc.)		
		Total	Full-time	Part-time	Total	Full-time	Part-time	Total	Full-time	Part-time
MICHIGAN (93 JAILS)										
ALCONA COUNTY	COUNTY JAIL. . . . .	3	3	-	-	-	-	-	-	-
ALGER COUNTY	COUNTY JAIL. . . . .	1	1	-	-	-	-	-	-	-
ALLEGAN COUNTY	COUNTY JAIL. . . . .	1	1	-	3	3	-	-	-	-
ALPENA COUNTY	COUNTY JAIL. . . . .	4	3	1	-	-	-	-	-	-
ANTRIM COUNTY	COUNTY JAIL. . . . .	4	3	1	-	-	-	-	-	-
ARENAC COUNTY	COUNTY JAIL. . . . .	3	1	2	-	-	-	-	-	-
BARRY COUNTY	COUNTY JAIL. . . . .	4	4	-	1	-	-	-	-	-
BAY COUNTY	COUNTY JAIL. . . . .	6	5	1	6	2	4	-	-	-
BENZIE COUNTY	COUNTY JAIL. . . . .	3	2	1	-	-	-	-	-	-
BERRIEN COUNTY	COUNTY JAIL. . . . .	-	-	-	19	2	17	-	-	-
BRANCH COUNTY	COUNTY JAIL. . . . .	2	2	-	-	-	-	-	-	-
CALHOUN COUNTY	COUNTY JAIL. . . . .	3	2	1	4	-	4	-	-	-
CASS COUNTY	COUNTY JAIL. . . . .	6	3	3	-	-	-	-	-	-
CHARLEVOIX COUNTY	COUNTY JAIL. . . . .	8	-	8	-	-	-	-	-	-
CHEBOYGAN COUNTY	COUNTY JAIL. . . . .	4	1	3	2	-	2	-	-	-
CHIPPEWA COUNTY	COUNTY JAIL. . . . .	-	-	-	-	-	-	-	-	-
CLARE COUNTY	COUNTY JAIL. . . . .	5	5	-	3	-	3	-	-	-
CLINTON COUNTY	COUNTY JAIL. . . . .	4	1	3	-	-	-	-	-	-
CRAWFORD COUNTY	COUNTY JAIL. . . . .	3	-	3	3	-	3	-	-	-
DELTA COUNTY	COUNTY JAIL. . . . .	4	4	-	1	1	-	-	-	-
DICKINSON COUNTY	COUNTY JAIL. . . . .	3	3	-	-	-	-	-	-	-
EATON COUNTY	COUNTY JAIL. . . . .	8	8	-	10	1	9	-	-	-
EMMET COUNTY	COUNTY JAIL. . . . .	1	-	1	-	-	-	-	-	-
GENESEE COUNTY	COUNTY JAIL. . . . .	4	4	-	9	4	5	-	-	-
	FLINT CITY JAIL. . . . .	2	2	-	-	-	-	-	-	-
GLADWIN COUNTY	COUNTY JAIL. . . . .	4	4	-	-	-	-	-	-	-
GOGEBIC COUNTY	COUNTY JAIL. . . . .	-	-	-	-	-	-	-	-	-
GRAND TRAVERSE COUNTY	COUNTY JAIL. . . . .	2	2	-	-	-	-	-	-	-
GRATIOT COUNTY	COUNTY JAIL. . . . .	5	3	2	2	1	1	-	-	-
HILLSDALE COUNTY	COUNTY JAIL. . . . .	3	3	-	7	-	7	-	-	-
HOUGHTON COUNTY	COUNTY JAIL. . . . .	-	-	-	-	-	-	-	-	-
HURON COUNTY	COUNTY JAIL. . . . .	1	1	-	-	-	-	-	-	-
INGHAM COUNTY	COUNTY JAIL. . . . .	6	6	-	38	28	10	-	-	-
IONIA COUNTY	COUNTY JAIL. . . . .	9	9	-	-	-	-	-	-	-
IOSCO COUNTY	COUNTY JAIL. . . . .	2	2	-	-	-	-	-	-	-
IRON COUNTY	COUNTY JAIL. . . . .	-	-	-	-	-	-	-	-	-
ISABELLA COUNTY	COUNTY JAIL. . . . .	11	6	5	2	1	1	-	-	-
JACKSON COUNTY	COUNTY JAIL. . . . .	4	4	-	-	-	-	-	-	-
KALAMAZOO COUNTY	COUNTY JAIL. . . . .	10	10	-	3	3	-	-	-	-
	KALAMAZOO CITY JAIL. . . . .	1	-	-	-	-	-	-	-	-
KENT COUNTY	COUNTY CORRECTIONAL FACILITY	24	24	1	22	8	14	-	-	-
	COUNTY SHERIFFS HONOR CAMP .	1	1	-	10	2	8	-	-	-
KEWEENAW COUNTY	COUNTY JAIL. . . . .	-	-	-	-	-	-	3	-	3
LAKE COUNTY	COUNTY JAIL. . . . .	5	3	2	4	-	4	-	-	-
LAPEER COUNTY	COUNTY JAIL. . . . .	9	7	2	-	-	-	-	-	-
LEELANAU COUNTY	COUNTY JAIL. . . . .	3	-	3	3	-	3	-	-	-
LENAWEE COUNTY	COUNTY JAIL. . . . .	7	3	4	3	-	3	-	-	-
LIVINGSTON COUNTY	COUNTY JAIL. . . . .	2	2	-	1	-	1	-	-	-
MACKINAC COUNTY	COUNTY JAIL. . . . .	3	3	-	1	-	1	-	-	-

Table 3. Employment data, by county, by local jail within county—Continued

Name of county	Name of jail	Total numbers of employees			Types of employees					
		Total	Full-time	Part-time	Administration			Custodial officers		
					Total	Full-time	Part-time	Total	Full-time	Part-time
MICHIGAN--CONTINUED										
MACOMB COUNTY	COUNTY JAIL. . . . .	105	102	3	2	2	-	81	81	-
MANISTEE COUNTY	COUNTY JAIL. . . . .	16	1	15	15	-	15	-	-	-
MARQUETTE COUNTY	COUNTY JAIL. . . . .	39	18	21	3	1	2	17	16	1
MASON COUNTY	COUNTY JAIL. . . . .	9	3	6	3	1	2	4	1	3
MECOSTA COUNTY	COUNTY JAIL. . . . .	9	7	2	2	-	2	4	4	-
MENOMINEE COUNTY	COUNTY JAIL. . . . .	10	-	10	1	-	1	8	-	8
MIDLAND COUNTY	COUNTY JAIL. . . . .	63	15	48	37	-	37	12	12	-
MISSAUKEE COUNTY	COUNTY JAIL. . . . .	8	2	6	2	-	2	4	-	4
MONROE COUNTY	COUNTY JAIL. . . . .	19	18	1	3	3	-	10	10	-
MONTCALM COUNTY	COUNTY JAIL. . . . .	9	8	1	1	1	-	7	7	-
HUSKEGON COUNTY	COUNTY JAIL. . . . .	50	49	1	7	7	-	22	22	-
NEWAYGO COUNTY	COUNTY JAIL. . . . .	5	5	-	2	2	-	3	3	-
OAKLAND COUNTY	COUNTY TRUSTY CAMP . . . . .	17	13	4	1	1	-	7	7	-
	CO. LAW ENFORCEMENT COMPLEX.	136	134	2	14	14	-	100	100	-
	MADISON HEIGHTS CITY JAIL. . . . .	66	-	66	-	-	64	-	-	-
	ROYAL OAK CITY JAIL. . . . .	4	4	-	2	2	-	2	2	-
OCEANA COUNTY	COUNTY JAIL. . . . .	19	-	19	11	-	11	3	-	3
OGEMAW COUNTY	COUNTY JAIL. . . . .	22	3	19	1	-	1	12	3	9
ONTONAGON COUNTY	COUNTY JAIL. . . . .	11	-	11	8	-	8	3	-	3
OSCEOLA COUNTY	COUNTY JAIL. . . . .	10	6	4	3	-	3	4	4	-
OTSEGO COUNTY	COUNTY JAIL. . . . .	17	5	12	2	-	2	13	3	10
OTTAWA COUNTY	COUNTY JAIL. . . . .	13	12	1	1	1	-	6	6	-
PRESQUE ISLE COUNTY	COUNTY JAIL. . . . .	24	7	17	12	-	12	4	4	-
ROSCOMMON COUNTY	COUNTY JAIL. . . . .	21	5	16	15	-	15	4	3	1
SAGINAW COUNTY	COUNTY JAIL. . . . .	34	33	1	1	1	-	19	19	-
ST. CLAIR COUNTY	COUNTY JAIL. . . . .	72	68	4	37	37	-	11	9	2
ST. JOSEPH COUNTY	COUNTY JAIL. . . . .	12	8	4	4	2	2	6	4	2
SANILAC COUNTY	COUNTY JAIL. . . . .	27	6	21	21	-	21	4	4	-
SCHOOLCRAFT COUNTY	COUNTY JAIL. . . . .	7	4	3	1	-	1	5	3	2
SHIAWASSEE COUNTY	COUNTY JAIL. . . . .	18	4	14	2	-	2	10	4	6
TUSCOLA COUNTY	COUNTY JAIL. . . . .	22	15	7	2	-	2	7	7	-
VAN BUREN COUNTY	COUNTY JAIL. . . . .	-	-	-	-	-	-	-	-	-
WASHTENAW COUNTY	COUNTY JAIL. . . . .	73	59	14	2	2	-	37	37	-
WAYNE COUNTY	COUNTY DETENTION ANNEX . . . . .	86	81	5	9	9	-	59	59	-
	COUNTY JAIL. . . . .	225	94	131	3	1	2	125	-	125
	DEARBORN CITY JAIL . . . . .	2	1	1	-	-	-	1	-	-
	DETROIT CITY HOUSE OF CORR..	198	191	7	7	7	-	88	88	-
	FLAT ROCK CITY JAIL. . . . .	7	-	7	6	-	6	-	-	-
	HIGHLAND PARK CITY JAIL. . . . .	14	1	13	13	-	13	-	-	-
	INKSTER CITY JAIL. . . . .	5	2	3	-	-	-	5	2	3
	LINCOLN PARK CITY JAIL . . . . .	6	1	5	-	-	-	6	1	5
	RIVERVIEW CITY JAIL. . . . .	12	-	12	2	-	2	4	-	4
	SOUTHGATE CITY JAIL. . . . .	9	1	8	-	-	-	9	1	8
WEXFORD COUNTY	COUNTY JAIL. . . . .	32	19	13	15	4	11	9	8	1
STATE TOTAL	. . . . .	2 760	1 721	1 039	586	158	428	1 325	984	341

See footnote at end of table.

Table 3. Employment data, by county, by local jail within county—Continued

Name of county	Name of jail	Types of employees--Continued								
		Clerical and maintenance personnel			Service personnel (e.g., academic teachers, nurses, doctors, etc.)			Other personnel (e.g., ministers/librarians, etc.)		
		Total	Full-time	Part-time	Total	Full-time	Part-time	Total	Full-time	Part-time
MICHIGAN--CONTINUED										
MACOMB COUNTY	COUNTY JAIL. . . . .	6	6	-	16	13	3	-	-	-
MANISTEE COUNTY	COUNTY JAIL. . . . .	1	1	-	-	-	-	-	-	-
MARQUETTE COUNTY	COUNTY JAIL. . . . .	5	1	4	14	-	14	-	-	-
MASON COUNTY	COUNTY JAIL. . . . .	2	1	1	-	-	-	-	-	-
MECOSTA COUNTY	COUNTY JAIL. . . . .	3	3	-	-	-	-	-	-	-
MENOMINEE COUNTY	COUNTY JAIL. . . . .	1	-	1	-	-	-	-	-	-
MIDLAND COUNTY	COUNTY JAIL. . . . .	6	3	3	8	-	8	-	-	-
MISSAUKEE COUNTY	COUNTY JAIL. . . . .	2	2	-	-	-	-	-	-	-
MONROE COUNTY	COUNTY JAIL. . . . .	5	5	-	1	-	1	-	-	-
MONTCALM COUNTY	COUNTY JAIL. . . . .	1	-	1	-	-	-	-	-	-
HUSKEGON COUNTY	COUNTY JAIL. . . . .	19	19	-	2	1	1	-	-	-
NEWAYGO COUNTY	COUNTY JAIL. . . . .	-	-	-	-	-	-	-	-	-
OAKLAND COUNTY	COUNTY TRUSTY CAMP . . . . .	4	4	-	5	1	4	-	-	-
	CO. LAW ENFORCEMENT COMPLEX.	9	9	-	13	11	2	-	-	-
	MADISON HEIGHTS CITY JAIL. . . . .	2	-	2	-	-	-	-	-	-
	ROYAL OAK CITY JAIL. . . . .	-	-	-	-	-	-	-	-	-
OCEANA COUNTY	COUNTY JAIL. . . . .	4	-	4	1	-	1	-	-	-
OGEMAW COUNTY	COUNTY JAIL. . . . .	8	-	8	1	-	1	-	-	-
ONTONAGON COUNTY	COUNTY JAIL. . . . .	-	-	-	-	-	-	-	-	-
OSCEOLA COUNTY	COUNTY JAIL. . . . .	3	2	1	-	-	-	-	-	-
OTSEGO COUNTY	COUNTY JAIL. . . . .	2	2	-	-	-	-	-	-	-
OTTAWA COUNTY	COUNTY JAIL. . . . .	2	2	-	4	3	1	-	-	-
PRESQUE ISLE COUNTY	COUNTY JAIL. . . . .	5	3	2	2	-	2	1	-	1
ROSCOMMON COUNTY	COUNTY JAIL. . . . .	2	2	-	-	-	-	-	-	-
SAGINAW COUNTY	COUNTY JAIL. . . . .	4	4	-	8	7	1	2	2	-
ST. CLAIR COUNTY	COUNTY JAIL. . . . .	15	15	-	9	7	2	-	-	-
ST. JOSEPH COUNTY	COUNTY JAIL. . . . .	2	2	-	-	-	-	-	-	-
SANILAC COUNTY	COUNTY JAIL. . . . .	2	2	-	-	-	-	-	-	-
SCHOOLCRAFT COUNTY	COUNTY JAIL. . . . .	1	1	-	-	-	-	-	-	-
SHIAWASSEE COUNTY	COUNTY JAIL. . . . .	1	-	1	5	-	5	-	-	-
TUSCOLA COUNTY	COUNTY JAIL. . . . .	11	8	3	2	-	2	-	-	-
VAN BUREN COUNTY	COUNTY JAIL. . . . .	-	-	-	-	-	-	-	-	-
WASHTENAW COUNTY	COUNTY JAIL. . . . .	4	4	-	22	8	14	8	8	-
WAYNE COUNTY	COUNTY DETENTION ANNEX . . . . .	9	9	-	9	4	5	-	-	-
	COUNTY JAIL. . . . .	44	44	-	53	49	4	-	-	-
	DEARBORN CITY JAIL . . . . .	1	-	1	-	-	-	-	-	-
	DETROIT CITY HOUSE OF CORR..	75	75	1	24	17	7	4	4	-
	FLAT ROCK CITY JAIL. . . . .	1	-	1	-	-	-	-	-	-
	HIGHLAND PARK CITY JAIL. . . . .	1	1	-	-	-	-	-	-	-
	INKSTER CITY JAIL. . . . .	-	-	-	-	-	-	-	-	-
	LINCOLN PARK CITY JAIL . . . . .	-	-	-	-	-	-	-	-	-
	RIVERVIEW CITY JAIL. . . . .	6	-	6	-	-	-	-	-	-
	SOUTHGATE CITY JAIL. . . . .	-	-	-	-	-	-	-	-	-
WEXFORD COUNTY	COUNTY JAIL. . . . .	8	7	1	-	-	-	-	-	-
STATE TOTAL	. . . . .	475	388	87	356	177	179	18	14	4





Table 3. Employment data, by county, by local jail within county—Continued

Name of county	Name of jail	Total numbers of employees			Types of employees					
					Administration			Custodial officers		
		Total	Full-time	Part-time	Total	Full-time	Part-time	Total	Full-time	Part-time
MINNESOTA--CONTINUED										
ST. LOUIS COUNTY	NE REGIONAL CORRECTIONS CTR.	41	40	1	0	6	-	10	10	-
	COUNTY JAIL. . . . .	22	20	2	1	1	-	15	15	-
	CHISHOLM CITY JAIL . . . . .	13	-	13	1	-	1	6	-	6
	HIBBING CITY JAIL. . . . .	6	-	-	1	1	-	4	4	-
SCOTT COUNTY	COUNTY JAIL. . . . .	4	4	-	1	1	-	3	3	-
SIBLEY COUNTY	COUNTY JAIL. . . . .	9	-	9	2	-	2	5	-	5
STEARNS COUNTY	COUNTY JAIL. . . . .	8	4	4	4	-	4	3	3	-
STEELE COUNTY	COUNTY JAIL. . . . .	13	1	12	10	-	10	1	1	-
TODD COUNTY	COUNTY JAIL. . . . .	13	-	13	8	-	8	4	-	4
WABASHA COUNTY	COUNTY JAIL. . . . .	11	-	11	8	-	8	3	-	3
WADENA COUNTY	COUNTY JAIL. . . . .	10	4	6	5	-	5	4	4	-
WASECA COUNTY	COUNTY JAIL. . . . .	11	6	5	4	-	4	5	4	1
WASHINGTON COUNTY	COUNTY JAIL. . . . .	8	5	3	2	1	1	5	4	1
WINONA COUNTY	COUNTY JAIL. . . . .	22	6	16	15	-	15	5	4	1
WRIGHT COUNTY	COUNTY JAIL. . . . .	9	5	4	-	-	-	8	5	3
YELLOW MEDICINE COUNTY	COUNTY JAIL. . . . .	8	-	8	8	-	8	-	-	-
STATE TOTAL	. . . . .	1 086	583	503	313	73	240	510	364	146

See footnote at end of table.

Table 3. Employment data, by county, by local jail within county—Continued

Name of county	Name of jail	Types of employees—Continued								
		Clerical and maintenance personnel			Service personnel (e.g., academic teachers, nurses, doctors, etc.)			Other personnel (e.g., ministers/librarians, etc.)		
		Total	Full-time	Part-time	Total	Full-time	Part-time	Total	Full-time	Part-time
MINNESOTA--CONTINUED										
ST. LOUIS COUNTY	NE REGIONAL CORRECTIONS CTR.	11	11	-	14	13	1	-	-	-
	COUNTY JAIL. . . . .	4	4	-	2	-	2	-	-	-
	CHISHOLM CITY JAIL . . . . .	6	-	6	-	-	-	-	-	-
	HIBBING CITY JAIL . . . . .	1	1	-	-	-	-	-	-	-
SCOTT COUNTY	COUNTY JAIL. . . . .	-	-	-	-	-	-	-	-	-
SIBLEY COUNTY	COUNTY JAIL. . . . .	2	-	2	-	-	-	-	-	-
STEARNS COUNTY	COUNTY JAIL. . . . .	1	1	-	-	-	-	-	-	-
STEELE COUNTY	COUNTY JAIL. . . . .	1	-	1	1	-	1	-	-	-
TODD COUNTY	COUNTY JAIL. . . . .	1	-	1	-	-	-	-	-	-
WABASHA COUNTY	COUNTY JAIL. . . . .	-	-	-	-	-	-	-	-	-
WADENA COUNTY	COUNTY JAIL. . . . .	1	-	1	-	-	-	-	-	-
WASECA COUNTY	COUNTY JAIL. . . . .	2	2	-	-	-	-	-	-	-
WASHINGTON COUNTY	COUNTY JAIL. . . . .	1	-	1	-	-	-	-	-	-
WINONA COUNTY	COUNTY JAIL. . . . .	2	2	-	-	-	-	-	-	-
WRIGHT COUNTY	COUNTY JAIL. . . . .	1	-	1	-	-	-	-	-	-
YELLOW MEDICINE COUNTY	COUNTY JAIL. . . . .	-	-	-	-	-	-	-	-	-
STATE TOTAL	. . . . .	187	107	80	73	37	36	3	2	1





Table 3. Employment data, by county, by local jail within county—Continued

Name of county	Name of jail	Total numbers of employees			Types of employees					
		Total	Full-time	Part-time	Administration			Custodial officers		
					Total	Full-time	Part-time	Total	Full-time	Part-time
MISSOURI--CONTINUED										
ST. FRANCOIS COUNTY	COUNTY JAIL. . . . .	9	6	3	1	-	1	3	1	2
ST. LOUIS COUNTY	COUNTY JAIL. . . . .	84	70	14	3	3	-	62	52	10
	COUNTY CORRECTIONAL INST. . . . .	10	8	2	1	1	-	26	26	-
	JENNINGS CITY JAIL . . . . .	64	-	64	64	-	-	2	2	-
	KIRKWOOD CITY JAIL . . . . .	17	-	17	11	-	-	6	-	6
	ROCK HILL CITY JAIL . . . . .	77	-	77	77	-	-	-	-	-
	UNIVERSITY CITY JAIL . . . . .									
ST. LOUIS CITY	MUNICIPAL JAIL . . . . .	138	137	1	3	3	-	120	120	-
	MEDIUM SECURITY INSTITUTION. . . . .	123	122	1	3	3	-	92	92	-
STE. GENEVIEVE COUNTY	COUNTY JAIL. . . . .	10	-	10	9	-	9	-	-	-
SALINE COUNTY	COUNTY JAIL. . . . .	5	2	3	1	1	-	3	-	3
	MARSHALL CITY JAIL . . . . .	6	-	6	6	-	-	-	-	-
SCHUYLER COUNTY	COUNTY JAIL. . . . .	2	-	2	2	-	2	-	-	-
SCOTLAND COUNTY	COUNTY JAIL. . . . .	5	-	5	4	-	4	-	-	-
SCOTT COUNTY	COUNTY JAIL. . . . .	8	3	5	5	-	5	3	3	-
	SIKESTON CITY JAIL . . . . .	4	-	4	1	-	1	1	3	1
SHANNON COUNTY	COUNTY JAIL. . . . .	5	-	5	5	-	5	-	-	-
SHELBY COUNTY	COUNTY JAIL. . . . .	7	-	7	6	-	6	-	-	-
STODDARD COUNTY	COUNTY JAIL. . . . .	9	-	9	8	-	8	-	-	-
STONE COUNTY	COUNTY JAIL. . . . .	8	-	8	5	-	5	-	-	-
SULLIVAN COUNTY	COUNTY JAIL. . . . .	6	1	5	6	1	5	-	-	-
TANEY COUNTY	COUNTY JAIL. . . . .	12	-	12	12	-	12	-	-	-
	BRANSON CITY JAIL. . . . .	8	-	8	8	-	8	-	-	-
TEXAS COUNTY	COUNTY JAIL. . . . .	4	3	1	1	1	-	2	1	1
VERNON COUNTY	COUNTY JAIL. . . . .	6	-	6	4	-	4	-	-	-
WARREN COUNTY	COUNTY JAIL. . . . .	14	-	14	13	-	13	-	-	-
WASHINGTON COUNTY	COUNTY JAIL. . . . .	5	3	2	2	-	2	3	3	-
	POTOSI CITY JAIL . . . . .	6	-	6	6	-	6	-	-	-
WAYNE COUNTY	COUNTY JAIL. . . . .	7	1	6	7	1	6	-	-	-
WEBSTER COUNTY	COUNTY JAIL. . . . .	5	3	2	1	-	1	3	3	-
WORTH COUNTY	COUNTY JAIL. . . . .	4	-	4	4	-	4	-	-	-
WRIGHT COUNTY	COUNTY JAIL. . . . .	10	-	10	10	-	10	-	-	-
STATE TOTAL		1 832	851	981	865	73	792	686	596	90

See footnote at end of table.

Table 3. Employment data, by county, by local jail within county—Continued

Name of county	Name of jail	Types of employees—Continued								
		Clerical and maintenance personnel			Service personnel (e.g., academic teachers, nurses, doctors, etc.)			Other personnel (e.g., ministers/librarians, etc.)		
		Total	Full-time	Part-time	Total	Full-time	Part-time	Total	Full-time	Part-time
MISSOURI--CONTINUED										
ST. FRANCOIS COUNTY	COUNTY JAIL. . . . .	5	5	-	-	-	-	-	-	-
ST. LOUIS COUNTY	COUNTY JAIL. . . . .	7	7	-	-	-	-	-	-	-
	COUNTY CORRECTIONAL INST. . . . .	5	5	-	12	8	6	4	2	2
	JENNINGS CITY JAIL . . . . .	3	3	-	2	-	-	-	-	-
	KIRKWOOD CITY JAIL . . . . .	-	-	-	-	-	-	-	-	-
	ROCK HILL CITY JAIL . . . . .	-	-	-	-	-	-	-	-	-
	UNIVERSITY CITY JAIL . . . . .	-	-	-	-	-	-	-	-	-
ST. LOUIS CITY	MUNICIPAL JAIL . . . . .	7	7	-	-	-	-	-	-	-
	MEDIUM SECURITY INSTITUTION. . . . .	11	11	-	8	7	1	-	-	-
STE. GENEVIEVE COUNTY	COUNTY JAIL. . . . .	1	-	1	-	-	-	-	-	-
SALINE COUNTY	COUNTY JAIL. . . . .	1	-	1	-	-	-	-	-	-
SCHUYLER COUNTY	COUNTY JAIL. . . . .	1	-	1	-	-	-	-	-	-
SCOTLAND COUNTY	COUNTY JAIL. . . . .	1	-	1	-	-	-	-	-	-
SCOTT COUNTY	COUNTY JAIL. . . . .	1	-	1	-	-	-	-	-	-
	SIKESTON CITY JAIL . . . . .	2	-	2	-	-	-	-	-	-
SHANNON COUNTY	COUNTY JAIL. . . . .	-	-	-	-	-	-	-	-	-
SHELBY COUNTY	COUNTY JAIL. . . . .	-	-	-	-	-	-	-	-	-
STODDARD COUNTY	COUNTY JAIL. . . . .	1	-	1	-	-	-	-	-	-
STONE COUNTY	COUNTY JAIL. . . . .	1	-	1	-	-	-	-	-	-
SULLIVAN COUNTY	COUNTY JAIL. . . . .	3	-	3	-	-	-	-	-	-
TANEY COUNTY	COUNTY JAIL. . . . .	-	-	-	-	-	-	-	-	-
	BRANSON CITY JAIL. . . . .	-	-	-	-	-	-	-	-	-
TEXAS COUNTY	COUNTY JAIL. . . . .	1	1	-	-	-	-	-	-	-
VERNON COUNTY	COUNTY JAIL. . . . .	2	-	2	-	-	-	-	-	-
WARREN COUNTY	COUNTY JAIL. . . . .	1	-	1	-	-	-	-	-	-
WASHINGTON COUNTY	COUNTY JAIL. . . . .	1	-	1	-	-	-	-	-	-
	POTOSI CITY JAIL . . . . .	-	-	-	-	-	-	-	-	-
WAYNE COUNTY	COUNTY JAIL. . . . .	-	-	-	-	-	-	-	-	-
WEBSTER COUNTY	COUNTY JAIL. . . . .	-	-	-	-	-	-	-	-	-
WORTH COUNTY	COUNTY JAIL. . . . .	1	-	1	-	-	-	-	-	-
WRIGHT COUNTY	COUNTY JAIL. . . . .	-	-	-	-	-	-	-	-	-
STATE TOTAL		186	114	72	93	67	26	2	1	1

Table 3. Employment data, by county, by local jail within county—Continued

Name of county	Name of jail	Types of employees								
		Total numbers of employees			Administration			Custodial officers		
		Total	Full-time	Part-time	Total	Full-time	Part-time	Total	Full-time	Part-time
NEBRASKA (77 JAILS)										
ADAMS COUNTY	COUNTY JAIL. . . . .	9	6	3	2	1	1	6	5	1
ANTELOPE COUNTY	COUNTY JAIL. . . . .	5	-	5	5	-	5	-	-	-
BOONE COUNTY	COUNTY JAIL. . . . .	10	1	9	2	-	2	2	1	1
BOX BUTTE COUNTY	COUNTY JAIL. . . . .	15	10	5	3	2	1	4	4	-
BOYD COUNTY	COUNTY JAIL. . . . .	3	-	3	1	-	1	2	-	2
BROWN COUNTY	COUNTY JAIL. . . . .	6	6	-	1	1	-	4	4	-
BUFFALO COUNTY	COUNTY JAIL. . . . .	11	7	4	3	1	2	5	5	-
BUTLER COUNTY	COUNTY JAIL. . . . .	4	1	3	4	1	3	-	-	-
CASS COUNTY	COUNTY JAIL. . . . . PLATTSMOUTH CITY JAIL. . . . .	4 9	2	2	3 9	1	2	- -	- -	- -
CEDAR COUNTY	COUNTY JAIL. . . . .	9	-	9	5	-	5	2	-	2
CHASE COUNTY	COUNTY JAIL. . . . .	7	-	7	3	-	3	4	-	4
CHERY COUNTY	COUNTY JAIL. . . . .	10	-	10	9	-	9	1	-	1
CHEYENNE COUNTY	COUNTY JAIL. . . . .	5	-	5	4	-	4	-	-	-
CLAY COUNTY	COUNTY JAIL. . . . .	7	-	7	7	-	7	-	-	-
COLFAX COUNTY	COUNTY JAIL. . . . .	3	-	3	3	-	3	-	-	-
CUMING COUNTY	COUNTY JAIL. . . . .	3	-	3	1	-	1	1	-	1
CUSTER COUNTY	COUNTY JAIL. . . . .	10	2	8	2	-	2	2	2	-
DAKOTA COUNTY	COUNTY JAIL. . . . .	6	1	5	5	-	5	1	1	-
DAWES COUNTY	COUNTY JAIL. . . . .	7	1	6	5	-	5	1	-	1
DAWSON COUNTY	COUNTY JAIL. . . . .	9	-	9	8	-	8	1	-	1
DEUEL COUNTY	COUNTY JAIL. . . . .	2	-	2	-	-	-	2	-	2
DIXON COUNTY	COUNTY JAIL. . . . .	5	-	5	4	-	4	1	-	1
DODGE COUNTY	COUNTY JAIL. . . . .	15	-	15	15	-	15	-	-	-
DOUGLAS COUNTY	CLEARVIEW MINIMUM SECURITY COUNTY JAIL. . . . .	18 44	11 32	7 12	1 6	1 6	- -	10 18	10 18	- -
DUNDY COUNTY	COUNTY JAIL. . . . .	3	-	3	3	-	3	-	-	-
FILLMORE COUNTY	COUNTY JAIL. . . . .	6	-	6	6	-	6	-	-	-
FRANKLIN COUNTY	COUNTY JAIL. . . . .	3	-	3	3	-	3	-	-	-
FRONTIER COUNTY	COUNTY JAIL. . . . .	-	-	-	-	-	-	-	-	-
FURNAS COUNTY	COUNTY JAIL. . . . .	7	-	7	6	-	6	-	-	-
GAGE COUNTY	COUNTY JAIL. . . . .	8	1	7	7	-	7	-	-	-
GARDEN COUNTY	COUNTY JAIL. . . . .	2	-	2	2	-	2	-	-	-
HALL COUNTY	COUNTY JAIL. . . . .	18	13	5	1	1	-	16	11	5
HAMILTON COUNTY	COUNTY JAIL. . . . .	8	-	8	4	-	4	4	-	4
HARLAN COUNTY	COUNTY JAIL. . . . .	8	-	8	8	-	8	-	-	-
HAYES COUNTY	COUNTY JAIL. . . . .	2	-	2	2	-	2	-	-	-
HITCHCOCK COUNTY	COUNTY JAIL. . . . .	4	1	3	4	1	3	-	-	-
HOLT COUNTY	COUNTY JAIL. . . . .	6	-	6	6	-	6	-	-	-
JEFFERSON COUNTY	COUNTY JAIL. . . . .	1	-	1	1	-	1	-	-	-
JOHNSON COUNTY	COUNTY JAIL. . . . .	7	-	7	2	-	2	3	-	3
KEARNEY COUNTY	COUNTY JAIL. . . . .	8	-	8	1	-	1	7	-	7
KEITH COUNTY	COUNTY JAIL. . . . .	9	3	6	6	-	6	-	-	-
KIMBALL COUNTY	COUNTY JAIL. . . . .	5	-	5	2	-	2	3	-	3
KNOX COUNTY	COUNTY JAIL. . . . .	-	-	-	-	-	-	-	-	-
LANCASTER COUNTY	LINCOLN CITY-COUNTY JAIL . . .	28	22	6	2	2	-	15	15	-
LINCOLN COUNTY	COUNTY JAIL. . . . .	21	4	17	17	-	17	4	4	-
MADISON COUNTY	COUNTY JAIL. . . . .	6	1	5	5	-	5	1	1	-
MERRICK COUNTY	COUNTY JAIL. . . . .	9	-	9	4	-	4	-	-	-

See footnote at end of table.

Table 3. Employment data, by county, by local jail within county—Continued

Name of county	Name of jail	Types of employees—Continued								
		Clerical and maintenance personnel			Service personnel (e.g., academic teachers, nurses, doctors, etc.)			Other personnel (e.g., ministers/librarians, etc.)		
		Total	Full-time	Part-time	Total	Full-time	Part-time	Total	Full-time	Part-time
NEBRASKA (77 JAILS)										
ADAMS COUNTY	COUNTY JAIL. . . . .	1	-	1	-	-	-	-	-	-
ANTELOPE COUNTY	COUNTY JAIL. . . . .	-	-	-	-	-	-	-	-	-
BOONE COUNTY	COUNTY JAIL. . . . .	1	-	1	1	-	1	4	-	4
BOX BUTTE COUNTY	COUNTY JAIL. . . . .	4	4	-	4	-	4	-	-	-
BOYD COUNTY	COUNTY JAIL. . . . .	-	-	-	-	-	-	-	-	-
BROWN COUNTY	COUNTY JAIL. . . . .	1	1	-	-	-	-	-	-	-
BUFFALO COUNTY	COUNTY JAIL. . . . .	2	1	1	1	-	1	-	-	-
BUTLER COUNTY	COUNTY JAIL. . . . .	-	-	-	-	-	-	-	-	-
CASS COUNTY	COUNTY JAIL. . . . . PLATTSMOUTH CITY JAIL. . . . .	1 -	1 -	- -	- -	- -	- -	- -	- -	- -
CEDAR COUNTY	COUNTY JAIL. . . . .	2	-	2	-	-	-	-	-	-
CHASE COUNTY	COUNTY JAIL. . . . .	-	-	-	-	-	-	-	-	-
CHERY COUNTY	COUNTY JAIL. . . . .	-	-	-	-	-	-	-	-	-
CHEYENNE COUNTY	COUNTY JAIL. . . . .	1	-	1	-	-	-	-	-	-
CLAY COUNTY	COUNTY JAIL. . . . .	-	-	-	-	-	-	-	-	-
COLFAX COUNTY	COUNTY JAIL. . . . .	-	-	-	-	-	-	-	-	-
CUMING COUNTY	COUNTY JAIL. . . . .	1	-	1	-	-	-	-	-	-
CUSTER COUNTY	COUNTY JAIL. . . . .	6	-	6	-	-	-	-	-	-
DAKOTA COUNTY	COUNTY JAIL. . . . .	-	-	-	-	-	-	-	-	-
DAWES COUNTY	COUNTY JAIL. . . . .	1	1	-	-	-	-	-	-	-
DAWSON COUNTY	COUNTY JAIL. . . . .	-	-	-	-	-	-	-	-	-
DEUEL COUNTY	COUNTY JAIL. . . . .	-	-	-	-	-	-	-	-	-
DIXON COUNTY	COUNTY JAIL. . . . .	-	-	-	-	-	-	-	-	-
DODGE COUNTY	COUNTY JAIL. . . . .	-	-	-	-	-	-	-	-	-
DOUGLAS COUNTY	CLEARVIEW MINIMUM SECURITY COUNTY JAIL. . . . .	- 3	- 3	- -	4 13	- 5	4 8	3 4	- -	3 4
DUNDY COUNTY	COUNTY JAIL. . . . .	-	-	-	-	-	-	-	-	-
FILLMORE COUNTY	COUNTY JAIL. . . . .	-	-	-	-	-	-	-	-	-
FRANKLIN COUNTY	COUNTY JAIL. . . . .	-	-	-	-	-	-	-	-	-
FRONTIER COUNTY	COUNTY JAIL. . . . .	-	-	-	-	-	-	-	-	-
FURNAS COUNTY	COUNTY JAIL. . . . .	1	-	1	-	-	-	-	-	-
GAGE COUNTY	COUNTY JAIL. . . . .	1	1	-	-	-	-	-	-	-
GARDEN COUNTY	COUNTY JAIL. . . . .	-	-	-	-	-	-	-	-	-
HALL COUNTY	COUNTY JAIL. . . . .	1	1	-	-	-	-	-	-	-
HAMILTON COUNTY	COUNTY JAIL. . . . .	-	-	-	-	-	-	-	-	-
HARLAN COUNTY	COUNTY JAIL. . . . .	-	-	-	-	-	-	-	-	-
HAYES COUNTY	COUNTY JAIL. . . . .	-	-	-	-	-	-	-	-	-
HITCHCOCK COUNTY	COUNTY JAIL. . . . .	-	-	-	-	-	-	-	-	-
HOLT COUNTY	COUNTY JAIL. . . . .	-	-	-	-	-	-	-	-	-
JEFFERSON COUNTY	COUNTY JAIL. . . . .	-	-	-	-	-	-	-	-	-
JOHNSON COUNTY	COUNTY JAIL. . . . .	2	-	2	-	-	-	-	-	-
KEARNEY COUNTY	COUNTY JAIL. . . . .	-	-	-	-	-	-	-	-	-
KEITH COUNTY	COUNTY JAIL. . . . .	3	3	-	-	-	-	-	-	-
KIMBALL COUNTY	COUNTY JAIL. . . . .	-	-	-	-	-	-	-	-	-
KNOX COUNTY	COUNTY JAIL. . . . .	-	-	-	-	-	-	-	-	-
LANCASTER COUNTY	LINCOLN CITY-COUNTY JAIL . . .	1	1	-	10	4	6	-	-	-
LINCOLN COUNTY	COUNTY JAIL. . . . .	-	-	-	-	-	-	-	-	-
MADISON COUNTY	COUNTY JAIL. . . . .	-	-	-	-	-	-	-	-	-
MERRICK COUNTY	COUNTY JAIL. . . . .	5	-	5	-	-	-	-	-	-



Table 3. Employment data, by county, by local jail within county—Continued

Name of county	Name of jail	Types of employees								
		Total numbers of employees			Administration			Custodial officers		
		Total	Full-time	Part-time	Total	Full-time	Part-time	Total	Full-time	Part-time
NEBRASKA—CONTINUED										
MORRILL COUNTY	COUNTY JAIL. . . . .	4	-	4	2	-	2	-	-	-
NEMAHA COUNTY	COUNTY JAIL. . . . .	6	-	6	4	-	4	2	-	2
OTOE COUNTY	COUNTY JAIL. . . . .	7	-	7	4	-	4	2	-	2
PAWNEE COUNTY	COUNTY JAIL. . . . .	3	-	3	2	-	2	-	-	-
PERKINS COUNTY	COUNTY JAIL. . . . .	3	-	3	3	-	3	-	-	-
PHELPS COUNTY	HOLDREDGE CITY JAIL. . . . .	10	-	10	7	-	7	3	-	3
PIERCE COUNTY	COUNTY JAIL. . . . .	6	-	6	6	-	6	-	-	-
PLATTE COUNTY	COUNTY JAIL. . . . .	5	4	1	1	-	1	4	4	-
POLK COUNTY	COUNTY JAIL. . . . .	8	-	8	7	-	7	-	-	-
RED WILLOW COUNTY	COUNTY JAIL. . . . .	3	-	3	2	-	2	1	-	1
RICHARDSON COUNTY	COUNTY JAIL. . . . .	4	-	4	2	-	2	1	-	1
ROCK COUNTY	COUNTY JAIL. . . . .	2	-	2	2	-	2	-	-	-
SALINE COUNTY	COUNTY JAIL. . . . .	9	-	9	5	-	5	-	-	-
	CRETE CITY JAIL. . . . .	8	-	8	8	-	8	-	-	-
SARPY COUNTY	COUNTY JAIL. . . . .	10	10	-	1	1	-	9	9	-
	BELLEVUE CITY JAIL. . . . .	31	-	31	29	-	29	-	-	-
SAUNDERS COUNTY	COUNTY JAIL. . . . .	4	1	3	1	1	-	2	-	2
SCOTTS BLUFF COUNTY	COUNTY JAIL. . . . .	6	6	-	1	1	-	4	4	-
SEWARD COUNTY	COUNTY JAIL. . . . .	4	2	2	2	1	1	-	-	-
SHERIDAN COUNTY	COUNTY JAIL. . . . .	14	-	14	9	-	9	-	-	-
SHERMAN COUNTY	COUNTY JAIL. . . . .	4	-	4	3	-	3	-	-	-
THAYER COUNTY	COUNTY JAIL. . . . .	8	2	6	6	-	6	2	2	-
THURSTON COUNTY	COUNTY JAIL. . . . .	5	1	4	4	-	4	1	1	-
VALLEY COUNTY	COUNTY JAIL. . . . .	6	-	6	1	-	1	-	-	-
WASHINGTON COUNTY	COUNTY JAIL. . . . .	4	-	4	4	-	4	-	-	-
WAYNE COUNTY	COUNTY JAIL. . . . .	5	-	5	5	-	5	-	-	-
WEBSTER COUNTY	COUNTY JAIL. . . . .	4	3	1	1	1	-	3	2	1
YORK COUNTY	COUNTY JAIL. . . . .	10	-	10	7	-	7	-	-	-
STATE TOTAL	. . . . .	598	154	444	332	23	309	159	103	56

See footnote at end of table.

Table 3. Employment data, by county, by local jail within county—Continued

Name of county	Name of jail	Types of employees—Continued								
		Clerical and maintenance personnel			Service personnel (e.g., academic teachers, nurses, doctors, etc.)			Other personnel (e.g., ministers/librarians, etc.)		
		Total	Full-time	Part-time	Total	Full-time	Part-time	Total	Full-time	Part-time
NEBRASKA—CONTINUED										
MORRILL COUNTY	COUNTY JAIL. . . . .	2	-	2	-	-	-	-	-	-
NEMAHA COUNTY	COUNTY JAIL. . . . .	-	-	-	-	-	-	-	-	-
OTOE COUNTY	COUNTY JAIL. . . . .	1	-	1	-	-	-	-	-	-
PAWNEE COUNTY	COUNTY JAIL. . . . .	1	-	1	-	-	-	-	-	-
PERKINS COUNTY	COUNTY JAIL. . . . .	-	-	-	-	-	-	-	-	-
PHELPS COUNTY	HOLDREDGE CITY JAIL. . . . .	-	-	-	-	-	-	-	-	-
PIERCE COUNTY	COUNTY JAIL. . . . .	-	-	-	-	-	-	-	-	-
PLATTE COUNTY	COUNTY JAIL. . . . .	-	-	-	-	-	-	-	-	-
POLK COUNTY	COUNTY JAIL. . . . .	1	-	1	-	-	-	-	-	-
RED WILLOW COUNTY	COUNTY JAIL. . . . .	-	-	-	-	-	-	-	-	-
RICHARDSON COUNTY	COUNTY JAIL. . . . .	1	-	1	-	-	-	-	-	-
ROCK COUNTY	COUNTY JAIL. . . . .	-	-	-	-	-	-	-	-	-
SALINE COUNTY	COUNTY JAIL. . . . .	4	-	4	-	-	-	-	-	-
	CRETE CITY JAIL. . . . .	-	-	-	-	-	-	-	-	-
SARPY COUNTY	COUNTY JAIL. . . . .	-	-	-	-	-	-	-	-	-
	BELLEVUE CITY JAIL. . . . .	2	-	2	-	-	-	-	-	-
SAUNDERS COUNTY	COUNTY JAIL. . . . .	1	-	1	-	-	-	-	-	-
SCOTTS BLUFF COUNTY	COUNTY JAIL. . . . .	1	1	-	-	-	-	-	-	-
SEWARD COUNTY	COUNTY JAIL. . . . .	2	1	1	-	-	-	-	-	-
SHERIDAN COUNTY	COUNTY JAIL. . . . .	5	-	5	-	-	-	-	-	-
SHERMAN COUNTY	COUNTY JAIL. . . . .	1	-	1	-	-	-	-	-	-
THAYER COUNTY	COUNTY JAIL. . . . .	-	-	-	-	-	-	-	-	-
THURSTON COUNTY	COUNTY JAIL. . . . .	-	-	-	-	-	-	-	-	-
VALLEY COUNTY	COUNTY JAIL. . . . .	-	-	-	-	-	-	-	-	-
WASHINGTON COUNTY	COUNTY JAIL. . . . .	-	-	-	-	-	-	-	-	-
WAYNE COUNTY	COUNTY JAIL. . . . .	-	-	-	-	-	-	-	-	-
WEBSTER COUNTY	COUNTY JAIL. . . . .	-	-	-	-	-	-	-	-	-
YORK COUNTY	COUNTY JAIL. . . . .	3	-	3	-	-	-	-	-	-
STATE TOTAL	. . . . .	63	19	44	33	9	24	11	-	11

Table 3. Employment data, by county, by local jail within county—Continued NORTH DAKOTA

Name of county	Name of jail	Total numbers of employees			Types of employees					
		Total	Full-time	Part-time	Administration			Custodial officers		
					Total	Full-time	Part-time	Total	Full-time	Part-time
NORTH DAKOTA (39 JAILS)										
ADAMS COUNTY	COUNTY JAIL. . . . .	2	1	1	1	-	1	1	1	-
BARNES COUNTY	COUNTY JAIL. . . . .	10	4	6	6	-	1	4	1	-
BOTTINEAU COUNTY	COUNTY JAIL. . . . .	15	3	12	3	-	6	4	4	-
BOWMAN COUNTY	COUNTY JAIL. . . . .	1	-	1	1	-	3	11	3	8
BURKE COUNTY	COUNTY JAIL. . . . .	3	-	3	2	-	1	-	-	-
BURLEIGH COUNTY	COUNTY JAIL. . . . .	13	10	3	1	1	2	1	-	1
CASS COUNTY	COUNTY JAIL. . . . .	18	15	3	1	1	-	6	6	-
CAVALIER COUNTY	COUNTY JAIL. . . . .	9	-	9	5	-	5	13	10	3
DICKEY COUNTY	COUNTY JAIL. . . . .	3	-	3	3	-	3	-	-	-
DIVIDE COUNTY	COUNTY JAIL. . . . .	2	-	2	1	1	-	-	-	-
DUNN COUNTY	COUNTY JAIL. . . . .	4	1	3	1	-	2	-	-	-
EMMONS COUNTY	COUNTY JAIL. . . . .	2	-	2	1	-	1	-	-	-
FOSTER COUNTY	COUNTY JAIL. . . . .	2	-	2	1	-	1	3	-	3
GOLDEN VALLEY COUNTY	COUNTY JAIL. . . . .	3	-	3	2	-	1	1	-	1
GRAND FORKS COUNTY	COUNTY JAIL. . . . .	5	-	5	4	-	-	-	-	-
GRANT COUNTY	COUNTY JAIL. . . . .	5	2	3	-	-	4	-	-	-
HETTINGER COUNTY	COUNTY JAIL. . . . .	1	-	1	1	-	-	5	2	3
KIDDER COUNTY	COUNTY JAIL. . . . .	3	1	2	2	1	1	-	-	-
LOGAN COUNTY	COUNTY JAIL. . . . .	4	1	3	-	-	-	-	-	-
MCHENRY COUNTY	COUNTY JAIL. . . . .	3	-	3	2	-	-	4	1	3
MCKENZIE COUNTY	COUNTY JAIL. . . . .	2	-	2	2	-	2	-	-	-
MCLEAN COUNTY	COUNTY JAIL. . . . .	8	-	8	3	-	3	-	-	-
MERCER COUNTY	COUNTY JAIL. . . . .	4	2	2	2	1	1	5	-	5
MORTON COUNTY	COUNTY JAIL. . . . .	4	3	1	4	3	1	-	-	-
MOUNTRAIL COUNTY	COUNTY JAIL. . . . .	6	6	-	1	1	-	-	-	-
PEMBINA COUNTY	COUNTY JAIL. . . . .	8	-	8	3	-	3	4	4	-
PIERCE COUNTY	COUNTY JAIL. . . . .	6	3	3	3	-	3	-	-	-
RANSOM COUNTY	COUNTY JAIL. . . . .	2	1	1	1	-	1	3	3	-
RICHLAND COUNTY	COUNTY JAIL. . . . .	4	-	4	4	-	4	1	1	-
ROLETTE COUNTY	COUNTY JAIL. . . . .	6	6	-	1	-	4	-	-	-
SHERIDAN COUNTY	COUNTY JAIL. . . . .	11	3	8	4	-	4	6	2	4
STARK COUNTY	COUNTY JAIL. . . . .	4	-	4	1	-	1	2	-	2
STUTSMAN COUNTY	COUNTY JAIL. . . . .	2	2	-	2	-	2	-	-	-
TRAILL COUNTY	COUNTY JAIL. . . . .	8	2	6	6	-	6	1	1	-
WALSH COUNTY	COUNTY JAIL. . . . .	5	2	3	2	-	2	2	2	-
WARD COUNTY	COUNTY JAIL. . . . .	4	1	3	3	-	3	1	1	-
WELLS COUNTY	COUNTY JAIL. . . . .	11	2	9	1	-	1	8	1	-
WILLIAMS COUNTY	COUNTY JAIL. . . . .	12	-	12	10	1	10	8	1	7
STATE TOTAL		6	5	1	2	1	3	4	4	40

See footnote at end of table.

Table 3. Employment data, by county, by local jail within county—Continued

Name of county	Name of jail	Types of employees—Continued								
		Clerical and maintenance personnel			Service personnel (e.g., academic teachers, nurses, doctors, etc.)			Other personnel (e.g., ministers/librarians, etc.)		
		Total	Full-time	Part-time	Total	Full-time	Part-time	Total	Full-time	Part-time
NORTH DAKOTA (39 JAILS)										
ADAMS COUNTY	COUNTY JAIL. . . . .	-	-	-	-	-	-	-	-	-
BARNES COUNTY	COUNTY JAIL. . . . .	-	-	-	-	-	-	-	-	-
BOTTINEAU COUNTY	COUNTY JAIL. . . . .	1	-	1	-	-	-	-	-	-
BOWMAN COUNTY	COUNTY JAIL. . . . .	-	-	-	-	-	-	-	-	-
BURKE COUNTY	COUNTY JAIL. . . . .	-	-	-	-	-	-	-	-	-
BURLEIGH COUNTY	COUNTY JAIL. . . . .	4	2	2	2	1	1	-	-	-
CASS COUNTY	COUNTY JAIL. . . . .	1	1	-	3	3	-	-	-	-
CAVALIER COUNTY	COUNTY JAIL. . . . .	4	-	4	-	-	-	-	-	-
DICKEY COUNTY	COUNTY JAIL. . . . .	-	-	-	-	-	-	-	-	-
DIVIDE COUNTY	COUNTY JAIL. . . . .	-	-	-	-	-	-	-	-	-
DUNN COUNTY	COUNTY JAIL. . . . .	-	-	-	-	-	-	-	-	-
EMMONS COUNTY	COUNTY JAIL. . . . .	-	-	-	-	-	-	-	-	-
FOSTER COUNTY	COUNTY JAIL. . . . .	1	-	1	-	-	-	-	-	-
GOLDEN VALLEY COUNTY	COUNTY JAIL. . . . .	1	-	1	-	-	-	-	-	-
GRAND FORKS COUNTY	COUNTY JAIL. . . . .	-	-	-	-	-	-	-	-	-
GRANT COUNTY	COUNTY JAIL. . . . .	-	-	-	-	-	-	-	-	-
HETTINGER COUNTY	COUNTY JAIL. . . . .	1	-	1	-	-	-	-	-	-
KIDDER COUNTY	COUNTY JAIL. . . . .	-	-	-	-	-	-	-	-	-
LOGAN COUNTY	COUNTY JAIL. . . . .	1	-	1	-	-	-	-	-	-
MCHENRY COUNTY	COUNTY JAIL. . . . .	-	-	-	-	-	-	-	-	-
MCKENZIE COUNTY	COUNTY JAIL. . . . .	-	-	-	-	-	-	-	-	-
MCLEAN COUNTY	COUNTY JAIL. . . . .	2	1	1	-	-	-	-	-	-
MERCER COUNTY	COUNTY JAIL. . . . .	-	-	-	-	-	-	-	-	-
MORTON COUNTY	COUNTY JAIL. . . . .	1	1	-	-	-	-	-	-	-
MOUNTRAIL COUNTY	COUNTY JAIL. . . . .	5	-	5	-	-	-	-	-	-
PEMBINA COUNTY	COUNTY JAIL. . . . .	-	-	-	-	-	-	-	-	-
PIERCE COUNTY	COUNTY JAIL. . . . .	-	-	-	-	-	-	-	-	-
RANSOM COUNTY	COUNTY JAIL. . . . .	-	-	-	-	-	-	-	-	-
RICHLAND COUNTY	COUNTY JAIL. . . . .	1	1	-	-	-	-	-	-	-
ROLETTE COUNTY	COUNTY JAIL. . . . .	1	1	-	-	-	-	-	-	-
SHERIDAN COUNTY	COUNTY JAIL. . . . .	1	-	1	-	-	-	-	-	-
STARK COUNTY	COUNTY JAIL. . . . .	-	-	-	-	-	-	-	-	-
STUTSMAN COUNTY	COUNTY JAIL. . . . .	1	1	-	-	-	-	-	-	-
TRAILL COUNTY	COUNTY JAIL. . . . .	1	-	1	-	-	-	-	-	-
WALSH COUNTY	COUNTY JAIL. . . . .	-	-	-	-	-	-	-	-	-
WARD COUNTY	COUNTY JAIL. . . . .	1	-	1	-	-	-	-	-	-
WELLS COUNTY	COUNTY JAIL. . . . .	-	-	-	-	-	-	-	-	-
WILLIAMS COUNTY	COUNTY JAIL. . . . .	-	-	-	-	-	-	-	-	-
STATE TOTAL		30	8	22	5	4	1	-	-	-

Table 3. Employment data, by county, by local jail within county—Continued

Name of county	Name of jail	Types of employees								
		Total numbers of employees			Administration			Custodial officers		
		Total	Full-time	Part-time	Total	Full-time	Part-time	Total	Full-time	Part-time
OHIO (150 JAILS)										
ADAMS COUNTY	COUNTY JAIL. . . . .	19	4	15	14	1	13	1	1	-
ALLEN COUNTY	COUNTY JAIL. . . . .	13	12	1	1	-	-	10	10	-
	LIMA CITY JAIL. . . . .	17	1	16	3	1	3	13	1	12
ASHLAND COUNTY	COUNTY JAIL. . . . .	6	6	-	1	1	-	3	3	-
ASHTABULA COUNTY	COUNTY JAIL. . . . .	15	11	4	4	4	-	4	4	-
	CONNEAUT CITY JAIL. . . . .	6	3	3	4	1	3	-	-	-
ATHENS COUNTY	COUNTY JAIL. . . . .	21	1	20	8	-	8	8	-	8
BELMONT COUNTY	COUNTY JAIL. . . . .	19	6	13	16	4	12	-	-	-
BROWN COUNTY	COUNTY JAIL. . . . .	11	-	11	11	-	11	-	-	-
BUTLER COUNTY	COUNTY JAIL. . . . .	21	19	2	5	5	-	13	13	-
	MIDDLETOWN CITY JAIL. . . . .	8	8	-	1	1	-	7	7	-
CARROLL COUNTY	COUNTY JAIL. . . . .	12	-	12	8	-	8	3	-	3
CHAMPAIGN COUNTY	COUNTY JAIL. . . . .	-	-	-	-	-	-	-	-	-
CLARK COUNTY	COUNTY JAIL. . . . .	21	19	2	1	1	-	15	15	-
CLERMONT COUNTY	COUNTY JAIL. . . . .	15	8	7	4	1	3	6	6	-
CLINTON COUNTY	COUNTY JAIL. . . . .	32	8	24	20	3	17	7	2	5
COLUMBIANA COUNTY	COUNTY JAIL. . . . .	9	8	1	1	1	-	5	5	-
	EAST LIVERPOOL CITY JAIL. . . . .	29	1	28	28	1	28	1	1	6
	EAST PALESTINE CITY JAIL. . . . .	10	-	10	10	-	10	-	-	8
	LISBON CITY JAIL. . . . .	7	-	7	1	-	1	3	-	3
	SALEM CITY JAIL. . . . .	10	1	9	1	1	-	8	-	8
	WELLSVILLE CITY JAIL. . . . .	10	1	9	1	1	-	8	-	8
COSHOCTON COUNTY	COUNTY JAIL. . . . .	25	6	19	11	-	11	6	6	-
CRAWFORD COUNTY	COUNTY JAIL. . . . .	24	-	24	16	-	16	-	-	-
CUYAHOGA COUNTY	COUNTY JAIL. . . . .	540	494	46	8	4	4	417	417	23
	BEACHWOOD CITY JAIL. . . . .	4	-	4	1	-	1	3	-	3
	BEDFORD CITY JAIL. . . . .	30	-	30	1	-	1	23	-	23
	BEDFORD HEIGHTS CITY JAIL. . . . .	-	-	-	-	-	-	-	-	-
	CLEVELAND CITY HSE. OF CORR. . . . .	91	84	7	5	5	-	50	50	7
	EUCLED CITY JAIL. . . . .	9	1	8	1	1	-	7	-	7
	GARFIELD HEIGHTS CITY JAIL. . . . .	37	1	36	37	1	36	1	-	1
	LAKWOOD CITY JAIL. . . . .	2	-	2	2	-	2	24	-	24
	LYNDHURST CITY JAIL. . . . .	26	-	26	4	-	4	6	-	6
	MAYFIELD HEIGHTS CITY JAIL. . . . .	13	-	13	-	-	-	3	-	3
	MIDDLEBURG HEIGHTS CITY JAIL. . . . .	4	-	4	1	-	1	91	-	91
	PARMA CITY JAIL. . . . .	96	-	96	2	-	2	3	-	3
	PARMA HEIGHTS CITY JAIL. . . . .	5	-	5	1	-	1	51	-	51
	SHAKER HEIGHTS CITY JAIL. . . . .	75	-	75	16	-	16	1	-	1
	SOUTH EUCLID CITY JAIL. . . . .	23	-	23	21	-	21	4	-	4
	STRONGSVILLE CITY JAIL. . . . .	4	-	4	-	-	-	-	-	-
	UNIVERSITY HEIGHTS CITY JAIL. . . . .	42	-	42	40	-	40	-	-	-
	WARRENSVILLE HGTS CITY JAIL. . . . .	4	-	4	-	-	-	-	-	-
DARKE COUNTY	COUNTY JAIL. . . . .	18	-	18	2	-	2	13	-	13
	GREENVILLE CITY JAIL. . . . .	6	-	6	4	-	4	-	-	-
DEFIANCE COUNTY	COUNTY JAIL. . . . .	18	9	9	3	1	2	12	5	7
DELAWARE COUNTY	COUNTY JAIL. . . . .	42	10	32	38	6	32	3	3	-
ERIE COUNTY	COUNTY JAIL. . . . .	15	10	5	1	1	-	7	6	1
	SANDUSKY CITY JAIL. . . . .	5	-	5	-	-	-	4	-	4
FAIRFIELD COUNTY	COUNTY JAIL. . . . .	6	6	-	2	2	-	3	3	-
FAYETTE COUNTY	COUNTY JAIL. . . . .	10	7	3	2	2	-	5	5	-
FRANKLIN COUNTY	COUNTY CORRECTIONS CENTER. . . . .	71	70	1	1	1	-	61	61	-
	COLUMBUS WOMENS CORR. INST. . . . .	18	18	-	1	1	-	16	16	-
	COLUMBUS CITY WORKHOUSE. . . . .	54	48	6	2	5	-	32	32	-
	COLUMBUS CITY JAIL. . . . .	40	37	3	5	5	-	27	27	-
FULTON COUNTY	COUNTY JAIL. . . . .	29	4	25	13	-	13	4	4	-
GALLIA COUNTY	COUNTY JAIL. . . . .	21	1	20	15	1	14	-	-	-
GEAUGA COUNTY	COUNTY JAIL. . . . .	28	11	17	1	1	-	18	2	16
GREENE COUNTY	COUNTY JAIL. . . . .	33	24	9	2	1	1	22	22	-
	FAIRBORN CITY JAIL. . . . .	13	6	7	3	3	-	8	6	2
GUERNSEY COUNTY	COUNTY JAIL. . . . .	17	4	13	13	-	13	1	1	-
HAMILTON COUNTY	COUNTY JAIL. . . . .	73	72	1	2	2	-	63	63	-
	CINCINNATI COMM. CORR. INST. . . . .	90	87	3	1	1	-	66	66	-
HANCOCK COUNTY	COUNTY JAIL. . . . .	15	15	-	1	1	-	13	13	-

See footnote at end of table.

Table 3. Employment data, by county, by local jail within county—Continued

Name of county	Name of jail	Types of employees—Continued								
		Clerical and maintenance personnel			Service personnel (e.g., academic teachers, nurses, doctors, etc.)			Other personnel (e.g., ministers/librarians, etc.)		
		Total	Full-time	Part-time	Total	Full-time	Part-time	Total	Full-time	Part-time
OHIO (150 JAILS)										
ADAMS COUNTY	COUNTY JAIL. . . . .	4	2	2	-	-	-	-	-	-
ALLEN COUNTY	COUNTY JAIL. . . . .	1	1	-	1	-	-	1	-	-
	LIMA CITY JAIL. . . . .	-	-	-	1	-	-	1	-	-
ASHLAND COUNTY	COUNTY JAIL. . . . .	2	2	-	-	-	-	-	-	-
ASHTABULA COUNTY	COUNTY JAIL. . . . .	5	3	2	2	-	-	2	-	-
	CONNEAUT CITY JAIL. . . . .	2	2	-	-	-	-	-	-	-
ATHENS COUNTY	COUNTY JAIL. . . . .	5	1	4	-	-	-	-	-	-
BELMONT COUNTY	COUNTY JAIL. . . . .	3	2	1	-	-	-	-	-	-
BROWN COUNTY	COUNTY JAIL. . . . .	-	-	-	-	-	-	-	-	-
BUTLER COUNTY	COUNTY JAIL. . . . .	-	-	-	2	-	-	2	1	1
	MIDDLETOWN CITY JAIL. . . . .	-	-	-	-	-	-	-	-	-
CARROLL COUNTY	COUNTY JAIL. . . . .	1	-	1	-	-	-	-	-	-
CHAMPAIGN COUNTY	COUNTY JAIL. . . . .	-	-	-	-	-	-	-	-	-
CLARK COUNTY	COUNTY JAIL. . . . .	3	2	1	2	1	1	-	-	-
CLERMONT COUNTY	COUNTY JAIL. . . . .	5	1	4	-	-	-	-	-	-
CLINTON COUNTY	COUNTY JAIL. . . . .	5	3	2	-	-	-	-	-	-
COLUMBIANA COUNTY	COUNTY JAIL. . . . .	-	2	1	-	-	-	-	-	-
	EAST LIVERPOOL CITY JAIL. . . . .	-	-	-	-	-	-	-	-	-
	EAST PALESTINE CITY JAIL. . . . .	-	-	-	-	-	-	-	-	-
	LISBON CITY JAIL. . . . .	-	-	-	-	-	-	-	-	-
	SALEM CITY JAIL. . . . .	3	-	3	-	-	-	-	-	-
	WELLSVILLE CITY JAIL. . . . .	1	-	1	-	-	-	-	-	-
COSHOCTON COUNTY	COUNTY JAIL. . . . .	8	-	8	-	-	-	-	-	-
CRAWFORD COUNTY	COUNTY JAIL. . . . .	8	-	8	-	-	-	-	-	-
CUYAHOGA COUNTY	COUNTY JAIL. . . . .	67	27	40	46	44	2	2	2	2
	BEACHWOOD CITY JAIL. . . . .	-	-	-	-	-	-	-	-	-
	BEDFORD CITY JAIL. . . . .	5	-	5	1	-	1	-	-	-
	BEDFORD HEIGHTS CITY JAIL. . . . .	-	-	-	-	-	-	-	-	-
	CLEVELAND CITY HSE. OF CORR. . . . .	17	17	-	12	10	2	7	2	5
	EUCLED CITY JAIL. . . . .	1	1	-	-	-	-	-	-	-
	GARFIELD HEIGHTS CITY JAIL. . . . .	1	-	1	-	-	-	-	-	-
	LAKWOOD CITY JAIL. . . . .	1	-	1	-	-	-	-	-	-
	LYNDHURST CITY JAIL. . . . .	-	-	-	-	-	-	-	-	-
	MAYFIELD HEIGHTS CITY JAIL. . . . .	5	-	5	-	-	-	-	-	-
	MIDDLEBURG HEIGHTS CITY JAIL. . . . .	3	-	3	-	-	-	-	-	-
	PARMA CITY JAIL. . . . .	3	-	3	-	-	-	-	-	-
	PARMA HEIGHTS CITY JAIL. . . . .	1	-	1	-	-	-	-	-	-
	SHAKER HEIGHTS CITY JAIL. . . . .	8	-	8	-	-	-	-	-	-
	SOUTH EUCLID CITY JAIL. . . . .	1	-	1	-	-	-	-	-	-
	STRONGSVILLE CITY JAIL. . . . .	1	-	1	-	-	-	-	-	-
	UNIVERSITY HEIGHTS CITY JAIL. . . . .	-	-	-	-	-	-	-	-	-
	WARRENSVILLE HGTS CITY JAIL. . . . .	1	-	1	1	-	1	-	-	-
DARKE COUNTY	COUNTY JAIL. . . . .	3	-	3	-	-	-	-	-	-
	GREENVILLE CITY JAIL. . . . .	1	1	-	1	-	1	-	-	-
DEFIANCE COUNTY	COUNTY JAIL. . . . .	1	1	-	2	2	-	-	-	-
DELAWARE COUNTY	COUNTY JAIL. . . . .	1	1	-	-	-	-	-	-	-
ERIE COUNTY	COUNTY JAIL. . . . .	5	3	2	2	-	2	-	-	-
	SANDUSKY CITY JAIL. . . . .	1	-	1	-	-	-	-	-	-
FAIRFIELD COUNTY	COUNTY JAIL. . . . .	1	1	-	-	-	-	-	-	-
FAYETTE COUNTY	COUNTY JAIL. . . . .	3	-	3	-	-	-	-	-	-
FRANKLIN COUNTY	COUNTY CORRECTIONS CENTER. . . . .	-	-	-	9	8	1	-	-	-
	COLUMBUS WOMENS CORR. INST. . . . .	-	-	-	1	1	-	-	-	-
	COLUMBUS CITY WORKHOUSE. . . . .	10	10	-	8	4	4	2	-	-
	COLUMBUS CITY JAIL. . . . .	5	5	-	3	3	3	-	-	-
FULTON COUNTY	COUNTY JAIL. . . . .	11	-	11	1	-	1	-	-	-
GALLIA COUNTY	COUNTY JAIL. . . . .	6	-	6	-	-	-	-	-	-
GEAUGA COUNTY	COUNTY JAIL. . . . .	8	8	-	1	-	1	-	-	-
GREENE COUNTY	COUNTY JAIL. . . . .	4	1	3	5	-	5	-	-	-
	FAIRBORN CITY JAIL. . . . .	2	-	2	-	-	-	-	-	-
GUERNSEY COUNTY	COUNTY JAIL. . . . .	3	3	-	-	-	-	-	-	-
HAMILTON COUNTY	COUNTY JAIL. . . . .	3	3	-	5	4	1	-	-	-
	CINCINNATI COMM. CORR. INST. . . . .	7	7	-	16	13	3	-	-	-
HANCOCK COUNTY	COUNTY JAIL. . . . .	1	1	-	-	-	-	-	-	-



Table 3. Employment data, by county, by local jail within county—Continued

Name of county	Name of jail	Total numbers of employees			Types of employees					
		Total	Full-time	Part-time	Administration			Custodial officers		
					Total	Full-time	Part-time	Total	Full-time	Part-time
OHIO--CONTINUED										
RICHLAND COUNTY--CONTINUED	SHELBY CITY JAIL . . . . .	19	-	19	19	-	19	-	-	-
ROSS COUNTY	COUNTY JAIL. . . . .	6	6	-	1	1	-	3	3	-
SANDUSKY COUNTY	COUNTY JAIL. . . . .	15	5	10	2	2	-	3	-	3
SCIOTO COUNTY	COUNTY JAIL. . . . .	15	7	8	7	1	6	4	4	-
SENECA COUNTY	COUNTY JAIL. . . . .	14	1	13	9	-	9	3	-	3
	FOSTORIA CITY JAIL . . . . .	36	-	36	36	-	36	-	-	-
SHELBY COUNTY	COUNTY JAIL. . . . .	7	2	5	1	-	1	3	1	2
STARK COUNTY	COUNTY JAIL. . . . .	34	29	5	2	1	1	24	24	-
SUMMIT COUNTY	COUNTY JAIL. . . . .	96	65	31	31	11	20	51	41	10
	AKRON CITY WORKHOUSE . . . . .	33	24	9	6	1	5	19	18	1
	TWINSBURG CITY JAIL. . . . .	6	-	6	2	-	2	3	-	3
TRUMBULL COUNTY	COUNTY JAIL. . . . .	11	11	-	1	1	-	8	8	-
	GIRARD CITY JAIL . . . . .	7	2	5	1	1	-	5	1	4
	NEWTON FALLS CITY JAIL . . . . .	12	-	12	6	-	6	6	-	6
	NILES CITY JAIL. . . . .	-	-	-	-	-	-	-	-	-
	WARREN CITY JAIL . . . . .	5	5	-	1	1	-	3	3	-
TUSCARAWAS COUNTY	COUNTY JAIL. . . . .	26	6	20	22	3	19	-	-	-
UNION COUNTY	COUNTY JAIL. . . . .	11	5	6	2	2	-	5	1	4
VAN WERT COUNTY	COUNTY JAIL. . . . .	17	1	16	12	-	12	5	1	4
VINTON COUNTY	COUNTY JAIL. . . . .	6	-	6	6	-	6	-	-	-
WARREN COUNTY	COUNTY JAIL. . . . .	14	11	3	-	-	-	13	10	3
	LEBANON CITY JAIL. . . . .	20	-	20	2	-	2	17	-	17
WASHINGTON COUNTY	COUNTY JAIL. . . . .	25	13	12	13	1	12	5	5	-
WAYNE COUNTY	COUNTY JAIL. . . . .	21	17	4	2	1	1	12	12	-
	ORRVILLE CITY JAIL . . . . .	2	1	1	1	-	1	-	-	-
WILLIAMS COUNTY	COUNTY JAIL. . . . .	22	4	18	19	1	18	-	-	-
WOOD COUNTY	COUNTY JAIL. . . . .	12	10	2	1	1	-	7	6	1
WYANDOT COUNTY	COUNTY JAIL. . . . .	11	1	10	1	-	1	9	-	9
STATE TOTAL		3 678	2 031	1 647	1 071	162	909	1 858	1 410	448

See footnote at end of table.

Table 3. Employment data, by county, by local jail within county—Continued

Name of county	Name of jail	Types of employees—Continued								
		Clerical and maintenance personnel			Service personnel (e.g., academic teachers, nurses, doctors, etc.)			Other personnel (e.g., ministers/librarians, etc.)		
		Total	Full-time	Part-time	Total	Full-time	Part-time	Total	Full-time	Part-time
OHIO--CONTINUED										
RICHLAND COUNTY--CONTINUED	SHELBY CITY JAIL . . . . .	-	-	-	-	-	-	-	-	-
ROSS COUNTY	COUNTY JAIL. . . . .	-	-	-	-	-	-	-	-	-
SANDUSKY COUNTY	COUNTY JAIL. . . . .	2	2	-	-	-	-	-	-	-
SCIOTO COUNTY	COUNTY JAIL. . . . .	3	3	-	3	-	3	-	-	-
SENECA COUNTY	COUNTY JAIL. . . . .	4	2	2	-	-	4	-	4	-
	FOSTORIA CITY JAIL . . . . .	2	1	1	-	-	-	-	-	-
SHELBY COUNTY	COUNTY JAIL. . . . .	-	-	-	-	-	-	-	-	-
STARK COUNTY	COUNTY JAIL. . . . .	-	-	-	2	1	1	1	-	-
SUMMIT COUNTY	COUNTY JAIL. . . . .	6	4	2	2	-	2	-	1	1
	AKRON CITY WORKHOUSE . . . . .	10	10	3	3	-	3	-	-	-
	TWINSBURG CITY JAIL. . . . .	6	1	3	2	3	2	1	-	1
TRUMBULL COUNTY	COUNTY JAIL. . . . .	1	-	1	-	-	-	-	-	-
	GIRARD CITY JAIL . . . . .	2	2	-	-	-	-	-	-	-
	NEWTON FALLS CITY JAIL . . . . .	-	-	-	1	-	1	-	-	-
	NILES CITY JAIL. . . . .	-	-	-	-	-	-	-	-	-
	WARREN CITY JAIL . . . . .	1	1	-	-	-	-	-	-	-
TUSCARAWAS COUNTY	COUNTY JAIL. . . . .	4	3	1	-	-	-	-	-	-
UNION COUNTY	COUNTY JAIL. . . . .	2	2	-	2	-	2	-	-	-
VAN WERT COUNTY	COUNTY JAIL. . . . .	-	-	-	-	-	2	-	-	-
VINTON COUNTY	COUNTY JAIL. . . . .	-	-	-	-	-	-	-	-	-
WARREN COUNTY	COUNTY JAIL. . . . .	1	1	-	-	-	-	-	-	-
	LEBANON CITY JAIL. . . . .	1	1	-	-	-	-	-	-	-
WASHINGTON COUNTY	COUNTY JAIL. . . . .	7	7	-	-	-	-	-	-	-
WAYNE COUNTY	COUNTY JAIL. . . . .	5	3	2	2	1	1	-	-	-
	ORRVILLE CITY JAIL . . . . .	1	1	-	-	-	-	-	-	-
WILLIAMS COUNTY	COUNTY JAIL. . . . .	3	3	-	-	-	-	-	-	-
WOOD COUNTY	COUNTY JAIL. . . . .	4	3	1	-	-	-	-	-	-
WYANDOT COUNTY	COUNTY JAIL. . . . .	1	1	-	-	-	-	-	-	-
STATE TOTAL		489	287	202	215	141	74	45	31	14

Table 3. Employment data, by county, by local jail within county—Continued

Name of county	Name of jail	Types of employees								
		Total numbers of employees			Administration			Custodial officers		
		Total	Full-time	Part-time	Total	Full-time	Part-time	Total	Full-time	Part-time
SOUTH DAKOTA (44 JAILS)										
BEADLE COUNTY	COUNTY JAIL. . . . .	2	1	1	1	1	-	1	-	1
BENNETT COUNTY	COUNTY JAIL. . . . .	10	2	8	8	-	8	1	1	-
BON HOMME COUNTY	COUNTY JAIL. . . . .	9	-	9	4	-	4	4	-	4
BROOKINGS COUNTY	COUNTY JAIL. . . . .	10	3	7	4	-	4	3	3	-
BROWN COUNTY	COUNTY JAIL. . . . .	18	5	13	8	-	8	6	1	5
BRULE COUNTY	COUNTY JAIL. . . . .	6	1	5	5	-	5	-	-	-
BUTTE COUNTY	COUNTY JAIL. . . . .	4	2	2	2	-	2	1	1	-
CHARLES MIX COUNTY	COUNTY JAIL. . . . .	-	-	-	-	-	-	-	-	-
CLAY COUNTY	COUNTY JAIL. . . . .	3	1	2	2	-	2	1	1	-
CODINGTON COUNTY	WATERTOWN CITY JAIL. . . . .	8	6	2	-	-	-	4	4	-
CORSON COUNTY	COUNTY JAIL. . . . .	3	-	3	3	-	3	-	-	-
DAVISON COUNTY	COUNTY JAIL. . . . .	9	2	7	1	-	1	8	2	6
DAY COUNTY	COUNTY JAIL. . . . .	3	1	2	3	1	2	-	-	-
EDMONDS COUNTY	COUNTY JAIL. . . . .	2	-	2	2	-	2	-	-	-
FALL RIVER COUNTY	COUNTY JAIL. . . . .	13	7	6	4	-	4	-	-	-
FAULK COUNTY	COUNTY JAIL. . . . .	5	1	4	1	-	1	-	-	-
GRANT COUNTY	MILBANK DETENTION CENTER . . . . .	7	-	7	2	-	2	-	-	-
GREGORY COUNTY	COUNTY JAIL. . . . .	3	-	3	2	-	2	-	-	-
	GREGORY CITY JAIL. . . . .	3	-	3	3	-	3	-	-	-
HAND COUNTY	COUNTY JAIL. . . . .	4	-	4	3	-	3	-	-	-
HUGHES COUNTY	COUNTY JAIL. . . . .	11	5	6	4	-	4	5	3	2
HYDE COUNTY	COUNTY JAIL. . . . .	3	-	3	2	-	2	-	-	-
JACKSON COUNTY	COUNTY JAIL. . . . .	3	-	3	3	-	3	-	-	-
JONES COUNTY	COUNTY JAIL. . . . .	4	-	4	4	-	4	-	-	-
LAKE COUNTY	COUNTY JAIL. . . . .	6	-	6	5	-	5	-	-	-
LAWRENCE COUNTY	COUNTY JAIL. . . . .	8	5	3	2	-	2	4	4	-
LINCOLN COUNTY	COUNTY JAIL. . . . .	3	1	2	2	-	2	-	-	-
MCCOOK COUNTY	COUNTY JAIL. . . . .	2	-	2	2	-	2	-	-	-
MARSHALL COUNTY	COUNTY JAIL. . . . .	11	-	11	6	-	6	-	-	-
MEADE COUNTY	COUNTY JAIL. . . . .	2	2	-	-	-	-	2	2	-
MELLETT COUNTY	COUNTY JAIL. . . . .	3	-	3	3	-	3	-	-	-
MINNEHAHA COUNTY	COUNTY JAIL. . . . .	20	16	4	2	2	15	13	2	-
MOODY COUNTY	COUNTY JAIL. . . . .	13	-	13	9	-	9	-	-	-
PENNINGTON COUNTY	COUNTY JAIL. . . . .	33	11	22	13	-	13	14	11	3
PERKINS COUNTY	COUNTY JAIL. . . . .	2	-	2	1	-	1	-	-	-
POTTER COUNTY	COUNTY JAIL. . . . .	6	-	6	6	-	6	-	-	-
ROBERTS COUNTY	COUNTY JAIL. . . . .	3	1	2	2	-	2	-	-	-
SPINK COUNTY	COUNTY JAIL. . . . .	2	-	2	2	-	2	-	-	-
TRIPP COUNTY	COUNTY JAIL. . . . .	2	-	2	2	-	2	-	-	-
	WINNER CITY JAIL. . . . .	12	3	9	7	-	7	-	-	-
TURNER COUNTY	COUNTY JAIL. . . . .	2	-	2	-	-	-	2	-	2
WALWORTH COUNTY	COUNTY JAIL. . . . .	4	1	3	2	1	1	2	-	2
	MOBRIDGE CITY JAIL. . . . .	13	-	13	7	-	7	6	-	6
YANKTON COUNTY	YANKTON CITY JAIL. . . . .	3	1	2	1	-	1	2	1	1
STATE TOTAL		293	78	215	145	5	140	81	47	34

See footnote at end of table.

Table 3. Employment data, by county, by local jail within county—Continued

Name of county	Name of jail	Types of employees—Continued								
		Clerical and maintenance personnel			Service personnel (e.g., academic teachers, nurses, doctors, etc.)			Other personnel (e.g., ministers/librarians, etc.)		
		Total	Full-time	Part-time	Total	Full-time	Part-time	Total	Full-time	Part-time
SOUTH DAKOTA (44 JAILS)										
BEADLE COUNTY	COUNTY JAIL. . . . .	-	-	-	-	-	-	-	-	-
BENNETT COUNTY	COUNTY JAIL. . . . .	1	1	-	-	-	-	-	-	-
BON HOMME COUNTY	COUNTY JAIL. . . . .	1	-	1	-	-	-	-	-	-
BROOKINGS COUNTY	COUNTY JAIL. . . . .	3	-	3	-	-	-	-	-	-
BROWN COUNTY	COUNTY JAIL. . . . .	3	3	-	1	1	-	-	-	-
BRULE COUNTY	COUNTY JAIL. . . . .	1	1	-	-	-	-	-	-	-
BUTTE COUNTY	COUNTY JAIL. . . . .	1	1	-	-	-	-	-	-	-
CHARLES MIX COUNTY	COUNTY JAIL. . . . .	-	-	-	-	-	-	-	-	-
CLAY COUNTY	COUNTY JAIL. . . . .	-	-	-	-	-	-	-	-	-
CODINGTON COUNTY	WATERTOWN CITY JAIL. . . . .	4	2	2	-	-	-	-	-	-
CORSON COUNTY	COUNTY JAIL. . . . .	-	-	-	-	-	-	-	-	-
DAVISON COUNTY	COUNTY JAIL. . . . .	-	-	-	-	-	-	-	-	-
DAY COUNTY	COUNTY JAIL. . . . .	-	-	-	-	-	-	-	-	-
EDMONDS COUNTY	COUNTY JAIL. . . . .	-	-	-	-	-	-	-	-	-
FALL RIVER COUNTY	COUNTY JAIL. . . . .	9	7	2	-	-	-	-	-	-
FAULK COUNTY	COUNTY JAIL. . . . .	4	1	3	-	-	-	-	-	-
GRANT COUNTY	MILBANK DETENTION CENTER . . . . .	5	-	5	-	-	-	-	-	-
GREGORY COUNTY	COUNTY JAIL. . . . .	1	-	1	-	-	-	-	-	-
	GREGORY CITY JAIL. . . . .	1	-	1	-	-	-	-	-	-
HAND COUNTY	COUNTY JAIL. . . . .	1	-	1	-	-	-	-	-	-
HUGHES COUNTY	COUNTY JAIL. . . . .	2	2	-	-	-	-	-	-	-
HYDE COUNTY	COUNTY JAIL. . . . .	1	-	1	-	-	-	-	-	-
JACKSON COUNTY	COUNTY JAIL. . . . .	-	-	-	-	-	-	-	-	-
JONES COUNTY	COUNTY JAIL. . . . .	-	-	-	-	-	-	-	-	-
LAKE COUNTY	COUNTY JAIL. . . . .	1	-	1	-	-	-	-	-	-
LAWRENCE COUNTY	COUNTY JAIL. . . . .	2	1	1	-	-	-	-	-	-
LINCOLN COUNTY	COUNTY JAIL. . . . .	1	1	-	-	-	-	-	-	-
MCCOOK COUNTY	COUNTY JAIL. . . . .	-	-	-	-	-	-	-	-	-
MARSHALL COUNTY	COUNTY JAIL. . . . .	5	-	5	-	-	-	-	-	-
MEADE COUNTY	COUNTY JAIL. . . . .	-	-	-	-	-	-	-	-	-
MELLETT COUNTY	COUNTY JAIL. . . . .	-	-	-	-	-	-	-	-	-
MINNEHAHA COUNTY	COUNTY JAIL. . . . .	2	1	1	1	-	1	-	1	-
MOODY COUNTY	COUNTY JAIL. . . . .	4	-	4	-	-	-	-	-	-
PENNINGTON COUNTY	COUNTY JAIL. . . . .	6	-	6	-	-	-	-	-	-
PERKINS COUNTY	COUNTY JAIL. . . . .	1	-	1	-	-	-	-	-	-
POTTER COUNTY	COUNTY JAIL. . . . .	-	-	-	-	-	-	-	-	-
ROBERTS COUNTY	COUNTY JAIL. . . . .	1	1	-	-	-	-	-	-	-
SPINK COUNTY	COUNTY JAIL. . . . .	-	-	-	-	-	-	-	-	-
TRIPP COUNTY	COUNTY JAIL. . . . .	-	-	-	-	-	-	-	-	-
	WINNER CITY JAIL. . . . .	5	3	2	-	-	-	-	-	-
TURNER COUNTY	COUNTY JAIL. . . . .	-	-	-	-	-	-	-	-	-
WALWORTH COUNTY	COUNTY JAIL. . . . .	-	-	-	-	-	-	-	-	-
	MOBRIDGE CITY JAIL. . . . .	-	-	-	-	-	-	-	-	-
YANKTON COUNTY	YANKTON CITY JAIL. . . . .	-	-	-	-	-	-	-	-	-
STATE TOTAL		65	25	40	2	1	1	-	-	-



Table 3. Employment data, by county, by local jail within county—Continued

Name of county	Name of jail	Total numbers of employees			Types of employees					
		Total	Full-time	Part-time	Administration			Custodial officers		
					Total	Full-time	Part-time	Total	Full-time	Part-time
WISCONSIN (70 JAILS)										
ADAMS COUNTY	COUNTY JAIL. . . . .	14	4	10	3	-	3	8	4	4
ASHLAND COUNTY	COUNTY JAIL. . . . .	14	8	6	2	2	-	7	4	3
BARRON COUNTY	COUNTY JAIL. . . . .	8	-	8	1	-	1	5	-	5
BROWN COUNTY	COUNTY JAIL. . . . .	20	18	2	1	1	-	13	13	-
BUFFALO COUNTY	COUNTY JAIL. . . . .	9	-	9	1	-	1	8	-	8
BURNETT COUNTY	COUNTY JAIL. . . . .	15	5	10	6	-	6	7	3	4
CALUMET COUNTY	COUNTY JAIL. . . . .	10	7	3	1	-	1	5	4	1
CHIPPEWA COUNTY	COUNTY JAIL. . . . .	7	6	1	2	2	-	3	3	-
CLARK COUNTY	COUNTY JAIL. . . . .	13	5	8	1	-	1	9	4	5
COLUMBIA COUNTY	COUNTY JAIL. . . . .	15	9	6	6	-	6	5	5	-
CRAWFORD COUNTY	COUNTY JAIL. . . . .	9	6	3	3	-	3	4	4	-
DANE COUNTY	COUNTY JAIL. . . . .	44	39	5	2	2	-	27	27	-
DODGE COUNTY	COUNTY JAIL. . . . .	15	10	5	1	1	-	8	6	2
DOOR COUNTY	COUNTY JAIL. . . . .	6	-	6	6	-	6	-	-	-
DOUGLAS COUNTY	COUNTY JAIL. . . . .	26	12	14	2	1	1	19	8	11
DUNN COUNTY	COUNTY JAIL. . . . .	12	10	2	1	1	-	10	8	2
EAU CLAIRE COUNTY	COUNTY JAIL. . . . .	24	16	8	1	1	-	13	13	-
FOND DU LAC COUNTY	COUNTY JAIL. . . . .	17	8	9	2	-	2	9	5	4
FOREST COUNTY	COUNTY JAIL. . . . .	7	4	3	1	-	1	5	4	1
GRANT COUNTY	COUNTY JAIL. . . . .	9	2	7	1	-	1	5	1	4
GREEN COUNTY	COUNTY JAIL. . . . .	13	9	4	4	-	4	5	5	-
GREEN LAKE COUNTY	COUNTY JAIL. . . . .	10	-	10	3	-	3	6	-	6
IOWA COUNTY	COUNTY JAIL. . . . .	19	4	15	9	-	9	7	4	3
IRON COUNTY	COUNTY JAIL. . . . .	12	-	12	-	-	-	12	-	12
JACKSON COUNTY	COUNTY JAIL. . . . .	12	-	12	4	-	4	5	-	5
JEFFERSON COUNTY	COUNTY JAIL. . . . .	11	10	1	1	1	-	5	5	-
JUNEAU COUNTY	COUNTY JAIL. . . . .	10	6	4	2	-	2	5	5	-
KENOSHA COUNTY	COUNTY JAIL. . . . .	16	9	7	1	1	-	8	8	-
KEWAUNEE COUNTY	COUNTY JAIL. . . . .	6	-	6	1	-	1	5	-	5
LA CROSSE COUNTY	COUNTY JAIL. . . . .	16	13	3	2	1	1	11	9	2
LAFAYETTE COUNTY	COUNTY JAIL. . . . .	7	7	-	2	2	-	4	4	-
LANGLADE COUNTY	COUNTY JAIL. . . . .	13	-	13	-	-	-	13	-	13
LINCOLN COUNTY	COUNTY JAIL. . . . .	28	-	28	21	-	21	4	-	4
MANITOWOC COUNTY	COUNTY JAIL. . . . .	7	6	1	1	-	1	6	6	-
MARATHON COUNTY	COUNTY JAIL. . . . .	30	13	17	18	1	17	8	8	-
MARINETTE COUNTY	COUNTY JAIL. . . . .	9	4	5	-	-	-	5	4	1
MARQUETTE COUNTY	COUNTY JAIL. . . . .	10	6	4	2	2	-	6	4	2
MILWAUKEE COUNTY	COUNTY JAIL. . . . .	180	145	35	13	10	3	79	79	-
	COUNTY HOUSE OF CORRECTION .	139	132	7	3	3	-	84	84	-
MONROE COUNTY	COUNTY JAIL. . . . .	7	4	3	1	1	-	6	3	3
OCONTO COUNTY	COUNTY JAIL. . . . .	23	-	23	23	-	23	-	-	-
ONEIDA COUNTY	COUNTY JAIL. . . . .	8	7	1	2	2	-	4	4	-
OUTAGAMIE COUNTY	COUNTY JAIL. . . . .	13	11	2	1	1	-	8	6	2
OZAUKEE COUNTY	COUNTY JAIL. . . . .	13	9	4	2	1	1	6	6	-
PEPIN COUNTY	COUNTY JAIL. . . . .	6	-	6	2	-	2	4	-	4
PIERCE COUNTY	COUNTY JAIL. . . . .	9	3	6	1	-	1	5	-	5
POLK COUNTY	COUNTY JAIL. . . . .	10	-	10	2	-	2	6	-	6
PORTAGE COUNTY	COUNTY JAIL. . . . .	10	6	4	1	1	-	4	4	-

See footnote at end of table.

Table 3. Employment data, by county, by local jail within county—Continued

Name of county	Name of jail	Types of employees—Continued								
		Clerical and maintenance personnel			Service personnel (e.g., academic teachers, nurses, doctors, etc.)			Other personnel (e.g., ministers/librarians, etc.)		
		Total	Full-time	Part-time	Total	Full-time	Part-time	Total	Full-time	Part-time
WISCONSIN (70 JAILS)										
ADAMS COUNTY	COUNTY JAIL. . . . .	2	-	2	1	-	1	-	-	-
ASHLAND COUNTY	COUNTY JAIL. . . . .	5	2	3	-	-	-	-	-	-
BARRON COUNTY	COUNTY JAIL. . . . .	2	-	2	-	-	-	-	-	-
BROWN COUNTY	COUNTY JAIL. . . . .	6	4	2	-	-	-	-	-	-
BURNETT COUNTY	COUNTY JAIL. . . . .	-	-	-	-	-	-	-	-	-
CALUMET COUNTY	COUNTY JAIL. . . . .	1	1	-	-	-	-	-	-	-
CHIPPEWA COUNTY	COUNTY JAIL. . . . .	4	3	1	-	-	-	1	1	-
CLARK COUNTY	COUNTY JAIL. . . . .	2	1	1	-	-	-	-	-	-
COLUMBIA COUNTY	COUNTY JAIL. . . . .	3	1	2	-	-	-	-	-	-
CRAWFORD COUNTY	COUNTY JAIL. . . . .	4	4	-	-	-	-	-	-	-
DANE COUNTY	COUNTY JAIL. . . . .	2	2	-	-	-	-	-	-	-
DODGE COUNTY	COUNTY JAIL. . . . .	6	6	-	8	3	5	1	1	-
DOOR COUNTY	COUNTY JAIL. . . . .	4	3	1	2	-	2	-	-	-
DOUGLAS COUNTY	COUNTY JAIL. . . . .	-	-	-	-	-	-	-	-	-
DUNN COUNTY	COUNTY JAIL. . . . .	4	2	2	1	1	-	-	-	-
EAU CLAIRE COUNTY	COUNTY JAIL. . . . .	1	1	-	-	-	-	-	-	-
FOND DU LAC COUNTY	COUNTY JAIL. . . . .	2	2	-	8	-	8	-	-	-
FOREST COUNTY	COUNTY JAIL. . . . .	6	3	3	-	-	-	-	-	-
GRANT COUNTY	COUNTY JAIL. . . . .	1	-	1	-	-	-	-	-	-
GREEN COUNTY	COUNTY JAIL. . . . .	3	1	2	-	-	-	-	-	-
GREEN LAKE COUNTY	COUNTY JAIL. . . . .	4	4	-	-	-	-	-	-	-
IOWA COUNTY	COUNTY JAIL. . . . .	1	-	1	-	-	-	-	-	-
IRON COUNTY	COUNTY JAIL. . . . .	3	-	3	-	-	-	-	-	-
JACKSON COUNTY	COUNTY JAIL. . . . .	-	-	-	-	-	-	-	-	-
JEFFERSON COUNTY	COUNTY JAIL. . . . .	3	-	3	-	-	-	-	-	-
JUNEAU COUNTY	COUNTY JAIL. . . . .	5	4	1	-	-	-	-	-	-
KENOSHA COUNTY	COUNTY JAIL. . . . .	3	1	2	-	-	-	-	-	-
KEWAUNEE COUNTY	COUNTY JAIL. . . . .	1	-	1	6	-	6	-	-	-
LA CROSSE COUNTY	COUNTY JAIL. . . . .	-	-	-	-	-	-	-	-	-
LAFAYETTE COUNTY	COUNTY JAIL. . . . .	2	2	-	1	1	-	-	-	-
LANGLADE COUNTY	COUNTY JAIL. . . . .	1	1	-	-	-	-	-	-	-
LINCOLN COUNTY	COUNTY JAIL. . . . .	-	-	-	-	-	-	-	-	-
MANITOWOC COUNTY	COUNTY JAIL. . . . .	3	-	3	-	-	-	-	-	-
MARATHON COUNTY	COUNTY JAIL. . . . .	-	-	-	-	-	-	-	-	-
MARINETTE COUNTY	COUNTY JAIL. . . . .	4	4	-	-	-	-	-	-	-
MARQUETTE COUNTY	COUNTY JAIL. . . . .	4	-	4	-	-	-	-	-	-
MILWAUKEE COUNTY	COUNTY JAIL. . . . .	2	-	2	-	-	-	-	-	-
	COUNTY HOUSE OF CORRECTION .	54	54	-	34	2	32	-	-	-
MONROE COUNTY	COUNTY JAIL. . . . .	37	37	-	15	8	7	-	-	-
OCONTO COUNTY	COUNTY JAIL. . . . .	-	-	-	-	-	-	-	-	-
ONEIDA COUNTY	COUNTY JAIL. . . . .	-	-	-	-	-	-	-	-	-
OUTAGAMIE COUNTY	COUNTY JAIL. . . . .	2	1	1	-	-	-	-	-	-
OZAUKEE COUNTY	COUNTY JAIL. . . . .	4	4	-	-	-	-	-	-	-
PEPIN COUNTY	COUNTY JAIL. . . . .	5	2	3	-	-	-	-	-	-
PIERCE COUNTY	COUNTY JAIL. . . . .	-	-	-	-	-	-	-	-	-
POLK COUNTY	COUNTY JAIL. . . . .	3	3	-	-	-	-	-	-	-
PORTAGE COUNTY	COUNTY JAIL. . . . .	2	-	2	-	-	-	-	-	-
	COUNTY JAIL. . . . .	5	1	4	-	-	-	-	-	-

Table 3. Employment data, by county, by local jail within county--Continued

Name of county	Name of jail	Types of employees								
		Total numbers of employees			Administration			Custodial officers		
		Total	Full-time	Part-time	Total	Full-time	Part-time	Total	Full-time	Part-time
WISCONSIN--CONTINUED										
PRICE COUNTY	COUNTY JAIL. . . . .	6	5	1	1	-	1	4	4	-
RACINE COUNTY	COUNTY JAIL. . . . .	-	-	-	-	-	-	-	-	-
RICHLAND COUNTY	COUNTY JAIL. . . . .	7	1	6	1	-	1	5	-	5
ROCK COUNTY	COUNTY JAIL. . . . .	31	28	3	3	-	3	21	21	-
RUSK COUNTY	COUNTY JAIL. . . . .	11	5	6	4	4	-	6	-	6
ST. CROIX COUNTY	COUNTY JAIL. . . . .	-	-	-	-	-	-	-	-	-
SAUK COUNTY	COUNTY JAIL. . . . .	13	9	4	2	1	1	8	8	-
SAWYER COUNTY	COUNTY JAIL. . . . .	12	-	12	2	-	2	5	-	5
SHAWANO COUNTY	COUNTY JAIL. . . . .	34	4	30	7	-	7	21	4	17
SHEBOYGAN COUNTY	COUNTY JAIL. . . . .	14	10	4	1	1	-	11	7	4
TAYLOR COUNTY	COUNTY JAIL. . . . .	8	4	4	4	-	4	3	3	-
TREMPEALEAU COUNTY	COUNTY JAIL. . . . .	15	-	15	13	-	13	-	-	-
VERNON COUNTY	COUNTY JAIL. . . . .	16	6	10	2	-	2	13	5	8
VILAS COUNTY	COUNTY JAIL. . . . .	11	4	7	3	-	3	7	4	3
WALWORTH COUNTY	COUNTY JAIL. . . . .	15	10	5	1	1	-	7	7	-
WASHBURN COUNTY	COUNTY JAIL. . . . .	15	-	15	6	-	6	7	-	7
WASHINGTON COUNTY	COUNTY JAIL. . . . .	19	12	7	3	3	-	15	8	7
WAUKESHA COUNTY	COUNTY JAIL. . . . .	38	36	2	3	2	1	31	31	-
WAUPACA COUNTY	COUNTY JAIL. . . . .	12	7	5	3	1	2	7	4	3
WAUSHARA COUNTY	COUNTY JAIL. . . . .	6	1	5	1	1	-	4	-	4
WINNEBAGO COUNTY	COUNTY JAIL. . . . .	13	10	3	1	1	-	11	9	2
WOOD COUNTY	COUNTY JAIL. . . . .	7	7	-	3	3	-	4	4	-
STATE TOTAL	. . . . .	1 244	732	512	230	59	171	681	483	198

- Represents zero or rounds to zero.

Table 3. Employment data, by county, by local jail within county--Continued

Name of county	Name of jail	Types of employees--Continued								
		Clerical and maintenance personnel			Service personnel (e.g., academic teachers, nurses, doctors, etc.)			Other personnel (e.g., ministers/librarians, etc.)		
		Total	Full-time	Part-time	Total	Full-time	Part-time	Total	Full-time	Part-time
WISCONSIN--CONTINUED										
PRICE COUNTY	COUNTY JAIL. . . . .	1	1	-	-	-	-	-	-	-
RACINE COUNTY	COUNTY JAIL. . . . .	-	-	-	-	-	-	-	-	-
RICHLAND COUNTY	COUNTY JAIL. . . . .	1	1	-	-	-	-	-	-	-
ROCK COUNTY	COUNTY JAIL. . . . .	6	4	2	1	-	1	-	-	-
RUSK COUNTY	COUNTY JAIL. . . . .	1	1	-	-	-	-	-	-	-
ST. CROIX COUNTY	COUNTY JAIL. . . . .	-	-	-	-	-	-	-	-	-
SAUK COUNTY	COUNTY JAIL. . . . .	3	-	3	-	-	-	-	-	-
SAWYER COUNTY	COUNTY JAIL. . . . .	5	-	5	-	-	-	-	-	-
SHAWANO COUNTY	COUNTY JAIL. . . . .	6	-	6	-	-	-	-	-	-
SHEBOYGAN COUNTY	COUNTY JAIL. . . . .	1	1	-	-	-	-	1	1	-
TAYLOR COUNTY	COUNTY JAIL. . . . .	1	1	-	-	-	-	-	-	-
TREMPEALEAU COUNTY	COUNTY JAIL. . . . .	2	-	2	-	-	-	-	-	-
VERNON COUNTY	COUNTY JAIL. . . . .	1	1	-	-	-	-	-	-	-
VILAS COUNTY	COUNTY JAIL. . . . .	1	-	1	-	-	-	-	-	-
WALWORTH COUNTY	COUNTY JAIL. . . . .	7	2	5	-	-	-	-	-	-
WASHBURN COUNTY	COUNTY JAIL. . . . .	2	-	2	-	-	-	-	-	-
WASHINGTON COUNTY	COUNTY JAIL. . . . .	1	1	-	-	-	-	-	-	-
WAUKESHA COUNTY	COUNTY JAIL. . . . .	1	1	-	3	2	1	-	-	-
WAUPACA COUNTY	COUNTY JAIL. . . . .	2	2	-	-	-	-	-	-	-
WAUSHARA COUNTY	COUNTY JAIL. . . . .	1	-	1	-	-	-	-	-	-
WINNEBAGO COUNTY	COUNTY JAIL. . . . .	-	-	-	1	-	1	-	-	-
WOOD COUNTY	COUNTY JAIL. . . . .	-	-	-	-	-	-	-	-	-
STATE TOTAL	. . . . .	249	170	79	81	17	64	3	3	-

Table 4. Medical services, by county, by local jail within county

Name of county	Name of jail	Are inmates given--		The person who administers physical exam (Y=Yes, N=No)					Medical facilities available in the jail (Y=Yes, N=No)					Frequency of sick calls in jail <sup>b</sup>	Number of inmates on medication under prescription <sup>c</sup>
		medical screening <sup>a</sup>	physical exam <sup>a</sup>	Doctor	Nurse	Para-med	Admitting officer	Other <sup>d</sup>	None	Medical exam- ing room	Infirmary <sup>e</sup>		Other		
											With- out beds	With beds			
ILLINOIS 100 JAILS)	COUNTY JAIL.	1	2	N	N	N	N	N	Y	N	N	N	N		
ADAMS COUNTY	COUNTY JAIL.	1	2	N	N	N	N	N	Y	N	N	N	N		
ALEXANDER COUNTY	COUNTY JAIL.	2	2	N	N	N	N	N	N	N	N	N	N		
BOND COUNTY	COUNTY JAIL.	1	1	N	Y	N	N	N	Y	N	N	N	N		
BOONE COUNTY	COUNTY JAIL.	1	2	N	N	N	N	N	Y	N	N	N	N		
BROWN COUNTY	COUNTY JAIL.	1	1	N	Y	N	N	N	N	Y	N	N	N		
BUREAU COUNTY	COUNTY JAIL.	1	3	Y	N	N	N	N	N	Y	N	N	N		
CALHOUN COUNTY	COUNTY JAIL.	1	3	Y	N	N	N	N	N	Y	N	N	N		
CARROLL COUNTY	COUNTY JAIL.	1	2	N	N	N	N	N	Y	N	N	N	N		
CASS COUNTY	COUNTY JAIL.	1	3	Y	N	N	N	N	Y	N	N	N	Y		
CHAMPAIGN COUNTY	COUNTY JAIL.	1	2	N	N	N	N	N	N	Y	N	N	N		
CHRISTIAN COUNTY	COUNTY JAIL.	2	2	N	N	N	N	N	Y	N	N	N	N		
CLARK COUNTY	COUNTY JAIL.	1	3	Y	N	N	N	N	N	Y	N	N	N		
CLAY COUNTY	COUNTY JAIL.	1	2	N	N	N	N	N	N	Y	N	N	N		
CLINTON COUNTY	COUNTY JAIL.	3	3	Y	N	N	Y	N	N	Y	N	N	N		
COLES COUNTY	COUNTY JAIL.	1	1	N	Y	Y	N	N	N	N	Y	Y	N	N	
COOK COUNTY	COUNTY JAIL DIVISION 1 . . .	1	1	N	Y	Y	N	N	N	N	Y	Y	Y	N	
	COUNTY JAIL DIVISION 2 . . .	1	1	N	Y	Y	N	N	N	N	Y	Y	Y	N	
	CO. WOMENS CORRECTNL CENTER.	1	1	N	Y	Y	N	N	N	N	N	Y	Y	Y	
	COUNTY JAIL DIVISION 4 . . .	1	1	N	Y	Y	N	N	N	N	N	N	Y	Y	
CRAWFORD COUNTY	COUNTY JAIL.	1	2	N	N	N	N	N	Y	N	N	N	N		
CUMBERLAND COUNTY	COUNTY JAIL.	2	3	Y	N	N	N	N	N	Y	N	N	N		
DE KALB COUNTY	COUNTY JAIL.	1	2	N	N	N	N	N	Y	N	N	N	N		
DE WITT COUNTY	COUNTY JAIL.	2	2	N	N	N	N	N	N	N	N	N	N		
DOUGLAS COUNTY	COUNTY JAIL.	1	2	N	N	N	N	N	Y	N	N	N	Y		
DU PAGE COUNTY	COUNTY JAIL.	1	2	N	N	N	N	N	N	N	N	N	Y		
EDGAR COUNTY	COUNTY JAIL.	1	3	Y	N	N	N	N	Y	N	N	N	N		
EFFINGHAM COUNTY	COUNTY JAIL.	1	3	N	Y	N	N	N	N	Y	N	N	N		
FAYETTE COUNTY	COUNTY JAIL.	3	3	Y	N	N	N	N	N	N	Y	N	N		
FORD COUNTY	COUNTY JAIL.	1	3	N	Y	N	N	N	N	Y	N	N	N		
FRANKLIN COUNTY	COUNTY JAIL.	1	2	N	N	N	N	N	N	Y	N	N	N		
FULTON COUNTY	COUNTY JAIL.	2	2	N	N	N	N	N	N	Y	N	N	N		
GALLATIK COUNTY	COUNTY JAIL.	2	2	N	N	N	N	N	N	Y	N	N	N		
GREENE COUNTY	COUNTY JAIL.	1	3	Y	N	N	Y	N	Y	N	N	N	N		
GRUNDY COUNTY	COUNTY JAIL.	1	3	Y	N	N	N	N	N	Y	N	N	N		
HAMILTON COUNTY	COUNTY JAIL.	1	3	Y	N	N	N	N	N	Y	N	N	N		
HANCOCK COUNTY	COUNTY JAIL.	1	3	Y	N	N	N	N	N	Y	N	N	N		
HENDERSON COUNTY	COUNTY JAIL.	3	2	N	N	N	N	N	Y	N	N	N	N		
HENRY COUNTY	COUNTY JAIL.	1	2	N	N	N	N	N	N	Y	N	N	N		
IROQUOIS COUNTY	COUNTY JAIL.	1	3	Y	N	N	N	N	N	Y	N	N	N		
JACKSON COUNTY	COUNTY JAIL.	1	2	N	N	N	N	N	N	Y	N	N	N		
JASPER COUNTY	COUNTY JAIL.	1	3	N	Y	N	N	N	N	Y	N	N	N		
JEFFERSON COUNTY	COUNTY JAIL.	2	2	N	N	N	N	N	N	Y	N	N	N		
JERSEY COUNTY	COUNTY JAIL.	1	2	N	N	N	N	N	N	Y	N	N	N		
JO DAVIESS COUNTY	COUNTY JAIL.	1	2	N	N	N	N	N	N	N	N	N	Y		
KANE COUNTY	COUNTY JAIL.	1	1	N	Y	N	N	N	N	N	N	N	Y		
KANKAKEE COUNTY	COUNTY JAIL.	1	3	Y	N	N	N	N	N	Y	N	N	N		
KENDALL COUNTY	COUNTY JAIL.	1	3	NA	NA	NA	NA	NA	NA	Y	N	N	N		
KNOX COUNTY	COUNTY JAIL.	1	2	N	N	N	N	N	N	Y	N	N	N		
LAKE COUNTY	COUNTY JAIL.	1	1	N	Y	N	N	N	N	N	Y	N	N		

See footnotes at end of table.

Table 4. Medical services, by county, by local jail within county—Continued

Name of county	Name of jail	Number of miles to the nearest medical facility (i.e., hospital, clinic)	Availability of medical personnel within the jail (Y=Yes, N=No)								Frequency of sick calls in jail <sup>b</sup>	Number of inmates on medication under prescription <sup>c</sup>
			Doctor(s)				Nurse(s) and/or paramedic(s)					
			Daily	Weekly	On call	Never	Daily	Weekly	On call	Never		
ILLINOIS (100 JAILS)												
ADAMS COUNTY	COUNTY JAIL. . . . .	1	N	N	N	Y	N	N	Y	Y	NA	2
ALEXANDER COUNTY	COUNTY JAIL. . . . .	1	N	N	Y	N	N	N	Y	N	NA	-
BOND COUNTY	COUNTY JAIL. . . . .	3	N	N	Y	N	N	N	N	Y	NA	3
BOONE COUNTY	COUNTY JAIL. . . . .	2	N	N	N	Y	Y	N	Y	Y	NA	3
BROWN COUNTY	COUNTY JAIL. . . . .	16	N	N	N	Y	N	N	N	Y	NA	-
BUREAU COUNTY	COUNTY JAIL. . . . .	1	N	N	Y	N	N	N	Y	Y	NA	-
CALHOUN COUNTY	COUNTY JAIL. . . . .	20	N	N	Y	N	N	N	Y	Y	NA	-
CARROLL COUNTY	COUNTY JAIL. . . . .	1	N	N	Y	N	N	Y	N	Y	NA	4
CASS COUNTY	COUNTY JAIL. . . . .	13	N	N	N	Y	N	N	N	Y	NA	-
CHAMPAIGN COUNTY	COUNTY JAIL. . . . .	2	N	N	Y	N	Y	N	N	Y	2	17
CHRISTIAN COUNTY	COUNTY JAIL. . . . .	1	N	N	N	Y	N	N	N	Y	NA	1
CLARK COUNTY	COUNTY JAIL. . . . .	1	N	N	Y	N	N	N	Y	N	NA	-
CLAY COUNTY	COUNTY JAIL. . . . .	7	N	N	Y	N	Y	N	N	Y	NA	-
CLINTON COUNTY	COUNTY JAIL. . . . .	10	N	N	Y	N	N	N	N	Y	NA	5
COLES COUNTY	COUNTY JAIL. . . . .	5	N	N	N	Y	N	N	N	Y	NA	6
COOK COUNTY	COUNTY JAIL DIVISION 1 . . .	7	N	N	Y	N	Y	N	N	N	3	240
	COUNTY JAIL DIVISION 2 . . .	7	N	N	N	N	N	Y	N	N	122	
	CO. WOMENS CORRECTNL CENTER.	7	N	N	N	N	Y	N	N	N	53	
	COUNTY JAIL DIVISION 4 . . .	7	N	N	Y	N	Y	N	N	N	3	57
CRAWFORD COUNTY	COUNTY JAIL. . . . .	1	N	N	Y	N	N	N	N	Y	NA	4
CUMBERLAND COUNTY	COUNTY JAIL. . . . .	18	N	N	Y	N	N	N	N	Y	NA	1
DE KALB COUNTY	COUNTY JAIL. . . . .	1	N	N	N	Y	N	N	N	Y	NA	1
DE WITT COUNTY	COUNTY JAIL. . . . .	1	N	N	N	Y	N	N	N	Y	NA	-
DOUGLAS COUNTY	COUNTY JAIL. . . . .	1	N	N	Y	N	N	N	Y	N	NA	-
DU PAGE COUNTY	COUNTY JAIL. . . . .	4	N	Y	N	N	Y	N	Y	Y	2	63
EDGAR COUNTY	COUNTY JAIL. . . . .	2	N	N	N	Y	N	N	N	Y	NA	2
EFFINGHAM COUNTY	COUNTY JAIL. . . . .	1	N	N	N	Y	N	N	N	Y	NA	4
FAYETTE COUNTY	COUNTY JAIL. . . . .	2	N	N	Y	N	N	N	Y	Y	NA	-
FORD COUNTY	COUNTY JAIL. . . . .	1	N	N	Y	N	N	N	N	Y	NA	-
FRANKLIN COUNTY	COUNTY JAIL. . . . .	1	N	N	Y	N	N	N	N	Y	NA	1
FULTON COUNTY	COUNTY JAIL. . . . .	18	N	N	N	Y	N	N	N	Y	NA	-
GALLATIK COUNTY	COUNTY JAIL. . . . .	20	N	N	N	Y	N	N	N	Y	NA	-
GREENE COUNTY	COUNTY JAIL. . . . .	1	N	N	N	Y	N	N	N	Y	NA	-
GRUNDY COUNTY	COUNTY JAIL. . . . .	2	N	N	Y	N	N	N	Y	N	NA	4
HAMILTON COUNTY	COUNTY JAIL. . . . .	1	N	N	Y	N	N	N	Y	Y	NA	-
HANCOCK COUNTY	COUNTY JAIL. . . . .	1	N	N	Y	N	N	N	Y	N	NA	2
HENDERSON COUNTY	COUNTY JAIL. . . . .	17	N	N	Y	N	N	N	Y	Y	NA	-
HENRY COUNTY	COUNTY JAIL. . . . .	11	N	N	N	Y	N	N	N	Y	NA	-
IROQUOIS COUNTY	COUNTY JAIL. . . . .	1	N	N	N	Y	N	N	N	Y	NA	-
JACKSON COUNTY	COUNTY JAIL. . . . .	2	N	N	N	Y	N	N	N	Y	NA	2
JASPER COUNTY	COUNTY JAIL. . . . .	1	N	N	N	Y	N	N	N	Y	NA	-
JEFFERSON COUNTY	COUNTY JAIL. . . . .	1	N	N	Y	N	N	Y	N	Y	NA	2
JERSEY COUNTY	COUNTY JAIL. . . . .	1	N	N	Y	N	N	N	N	Y	NA	-
JO DAVIESS COUNTY	COUNTY JAIL. . . . .	1	N	N	Y	N	N	N	Y	Y	NA	-
KANE COUNTY	COUNTY JAIL. . . . .	2	N	N	Y	N	N	Y	N	Y	2	15
KANKAKEE COUNTY	COUNTY JAIL. . . . .	2	N	N	Y	N	N	N	N	Y	2	7
KENDALL COUNTY	COUNTY JAIL. . . . .	9	N	N	Y	N	N	N	Y	Y	NA	-
KNOX COUNTY	COUNTY JAIL. . . . .	1	N	N	N	Y	N	N	Y	Y	NA	2
LAKE COUNTY	COUNTY JAIL. . . . .	2	Y	N	N	N	N	Y	Y	N	2	30

Table 4. Medical services, by county, by local jail within county—Continued

Name of county	Name of jail	Are inmates given--		The person who administers physical exam (Y=Yes, N=No)					Medical facilities available in the jail (Y=Yes, N=No)				
		medical screening <sup>1</sup>	physical exam <sup>2</sup>	Doctor	Nurse	Para-med	Admitting officer	Other <sup>3</sup>	None	Medical examining room	Infirmary		
											With-out beds	With beds	Other
ILLINOIS--CONTINUED													
LA SALLE COUNTY	COUNTY JAIL. . . . .	1	2	N	N	N	N	N	Y	N	N	N	N
LEE COUNTY	COUNTY JAIL. . . . .	1	2	N	N	N	N	N	Y	N	N	N	N
LIVINGSTON COUNTY	COUNTY JAIL. . . . .	1	2	N	N	N	N	N	Y	N	N	N	N
LOGAN COUNTY	COUNTY JAIL. . . . .	1	2	N	N	N	N	N	Y	N	N	N	N
MCDONOUGH COUNTY	COUNTY JAIL. . . . .	3	2	N	N	N	N	N	Y	N	N	N	N
MCHENRY COUNTY	COUNTY JAIL. . . . .	NA	NA	N	N	N	N	N	N	N	N	N	N
MCLEAN COUNTY	COUNTY JAIL. . . . .	1	3	N	N	Y	N	N	Y	N	Y	N	N
MACON COUNTY	COUNTY JAIL. . . . .	2	2	N	N	N	N	N	Y	N	N	N	N
MACOUPIN COUNTY	COUNTY JAIL. . . . .	2	2	N	N	N	N	N	Y	N	N	N	N
MADISON COUNTY	COUNTY JAIL. . . . .	1	2	N	N	N	N	N	Y	N	N	N	N
MARION COUNTY	COUNTY JAIL. . . . .	2	2	N	N	N	N	N	Y	N	N	N	N
MARSHALL COUNTY	COUNTY JAIL. . . . .	1	2	N	N	N	N	N	Y	N	N	N	N
MASON COUNTY	COUNTY JAIL. . . . .	1	2	N	N	N	N	N	Y	N	N	N	N
MASSAC COUNTY	COUNTY JAIL. . . . .	3	2	N	N	N	N	N	Y	N	N	N	N
MENARD COUNTY	COUNTY JAIL. . . . .	3	2	N	N	N	N	N	Y	N	N	N	N
MERCER COUNTY	COUNTY JAIL. . . . .	1	1	N	Y	N	N	N	N	N	N	N	Y
MONROE COUNTY	COUNTY JAIL. . . . .	1	2	N	N	N	N	N	Y	N	N	N	N
MONTGOMERY COUNTY	COUNTY JAIL. . . . .	2	2	N	N	N	N	N	Y	N	N	N	N
MORGAN COUNTY	COUNTY JAIL. . . . .	1	3	N	Y	N	N	N	Y	N	N	N	N
MOULTRIE COUNTY	COUNTY JAIL. . . . .	1	2	N	N	N	N	N	Y	N	N	N	N
OGLE COUNTY	COUNTY JAIL. . . . .	1	2	N	N	N	N	N	Y	N	N	N	N
PEORIA COUNTY	COUNTY JAIL. . . . .	1	2	N	N	N	N	N	Y	N	N	N	N
PERRY COUNTY	COUNTY JAIL. . . . .	1	3	Y	N	N	N	N	Y	N	N	N	N
PIATT COUNTY	COUNTY JAIL. . . . .	1	2	N	N	N	N	N	Y	N	N	N	N
PIKE COUNTY	COUNTY JAIL. . . . .	2	2	N	N	N	N	N	Y	N	N	N	N
PULASKI COUNTY	COUNTY JAIL. . . . .	3	3	NA	NA	NA	NA	NA	Y	N	N	N	N
PUTNAM COUNTY	COUNTY JAIL. . . . .	1	2	N	N	N	N	N	Y	N	N	N	N
RANDOLPH COUNTY	COUNTY JAIL. . . . .	1	2	N	N	N	N	N	Y	N	N	N	N
RICHLAND COUNTY	COUNTY JAIL. . . . .	1	2	N	N	N	N	N	Y	N	N	N	N
ROCK ISLAND COUNTY	COUNTY JAIL. . . . .	1	3	Y	Y	N	N	N	Y	N	N	N	N
ST. CLAIR COUNTY	COUNTY JAIL. . . . .	1	1	Y	N	N	N	N	Y	N	Y	N	N
SALINE COUNTY	COUNTY JAIL. . . . .	2	2	N	N	N	N	N	Y	N	N	N	N
SANGAMON COUNTY	COUNTY JAIL. . . . .	1	1	N	Y	N	N	N	Y	N	N	N	N
	SPRINGFIELD CITY JAIL. . . . .	2	2	N	N	N	N	N	Y	N	N	N	N
SCHUYLER COUNTY	COUNTY JAIL. . . . .	1	3	Y	N	N	N	N	Y	N	N	N	N
SHELBY COUNTY	COUNTY JAIL. . . . .	1	2	N	N	N	N	N	Y	N	N	N	N
STARK COUNTY	COUNTY JAIL. . . . .	1	2	N	N	N	N	N	Y	N	N	N	N
STEPHENSON COUNTY	COUNTY JAIL. . . . .	1	2	N	N	N	N	N	Y	N	N	N	N
TAZEWELL COUNTY	COUNTY JAIL. . . . .	1	3	N	Y	N	N	N	Y	N	N	N	N
UNION COUNTY	COUNTY JAIL. . . . .	1	2	N	N	N	N	N	Y	Y	N	N	N
VERMILION COUNTY	COUNTY JAIL. . . . .	1	2	N	N	N	N	N	Y	N	N	N	N
WABASH COUNTY	COUNTY JAIL. . . . .	2	2	N	N	N	N	N	Y	N	N	N	N
WARREN COUNTY	COUNTY JAIL. . . . .	1	2	N	N	N	N	N	Y	N	N	N	N
WASHINGTON COUNTY	COUNTY JAIL. . . . .	1	3	Y	N	N	N	N	Y	N	N	N	N
WAYNE COUNTY	COUNTY JAIL. . . . .	1	3	Y	N	N	N	N	Y	N	N	N	N
WHITE COUNTY	CITY/COUNTY JAIL. . . . .	1	3	Y	Y	N	N	N	Y	N	N	N	N
WHITESIDE COUNTY	COUNTY JAIL. . . . .	1	3	N	Y	N	N	N	Y	N	N	N	N
WILL COUNTY	COUNTY JAIL. . . . .	2	2	N	N	N	N	N	Y	N	N	N	N

See footnotes at end of table.

Table 4. Medical services, by county, by local jail within county—Continued

Name of county	Name of jail	Number of miles to the nearest medical facility (i.e., hospital, clinic)	Availability of medical personnel within the jail (Y=Yes, N=No)								Frequency of sick calls in jail <sup>4</sup>	Number of inmates on medication under prescription <sup>5</sup>	
			Doctor(s)				Nurse(s) and/or paramedic(s)						
			Daily	Weekly	On call	Never	Daily	Weekly	On call	Never			
ILLINOIS--CONTINUED													
LA SALLE COUNTY	COUNTY JAIL. . . . .	2	N	N	Y	N	N	N	N	Y	NA	6	
LEE COUNTY	COUNTY JAIL. . . . .	1	N	N	Y	N	N	N	N	Y	NA	6	
LIVINGSTON COUNTY	COUNTY JAIL. . . . .	1	N	N	Y	N	N	N	N	Y	NA	2	
LOGAN COUNTY	COUNTY JAIL. . . . .	1	N	N	Y	N	N	N	N	Y	NA	3	
MCDONOUGH COUNTY	COUNTY JAIL. . . . .	2	N	N	N	Y	N	N	N	Y	NA	-	
MCHENRY COUNTY	COUNTY JAIL. . . . .	NA	N	N	N	N	N	N	N	N	NA	-	
MCLEAN COUNTY	COUNTY JAIL. . . . .	4	N	Y	Y	N	Y	N	N	Y	3	10	
MACON COUNTY	COUNTY JAIL. . . . .	2	N	N	N	Y	N	N	N	Y	4	12	
MACOUPIN COUNTY	COUNTY JAIL. . . . .	1	N	N	N	Y	N	N	N	Y	NA	3	
MADISON COUNTY	COUNTY JAIL. . . . .	9	N	Y	Y	N	Y	N	N	Y	2	25	
MARION COUNTY	COUNTY JAIL. . . . .	1	N	N	Y	N	N	N	Y	Y	NA	1	
MARSHALL COUNTY	COUNTY JAIL. . . . .	1	N	N	Y	N	N	N	N	Y	NA	-	
MASON COUNTY	COUNTY JAIL. . . . .	1	N	N	N	Y	N	N	N	Y	NA	-	
MASSAC COUNTY	COUNTY JAIL. . . . .	1	N	N	Y	N	N	N	Y	Y	NA	-	
MENARD COUNTY	COUNTY JAIL. . . . .	1	N	N	Y	N	N	N	Y	Y	NA	-	
MERCER COUNTY	COUNTY JAIL. . . . .	1	N	N	Y	N	N	N	Y	Y	NA	1	
MONROE COUNTY	COUNTY JAIL. . . . .	14	N	N	N	Y	Y	N	Y	Y	NA	-	
MONTGOMERY COUNTY	COUNTY JAIL. . . . .	1	N	N	Y	N	N	N	N	Y	NA	4	
MORGAN COUNTY	COUNTY JAIL. . . . .	2	N	N	N	Y	N	N	Y	N	NA	1	
MOULTRIE COUNTY	COUNTY JAIL. . . . .	1	N	N	N	Y	N	N	N	Y	NA	-	
OGLE COUNTY	COUNTY JAIL. . . . .	20	N	N	Y	N	N	N	N	Y	NA	3	
PEORIA COUNTY	COUNTY JAIL. . . . .	1	N	N	N	Y	Y	N	N	Y	2	8	
PERRY COUNTY	COUNTY JAIL. . . . .	1	N	N	N	Y	N	N	N	Y	NA	4	
PIATT COUNTY	COUNTY JAIL. . . . .	1	N	N	Y	N	N	N	N	Y	NA	-	
PIKE COUNTY	COUNTY JAIL. . . . .	1	N	N	N	Y	N	N	N	Y	NA	-	
PULASKI COUNTY	COUNTY JAIL. . . . .	7	N	N	N	Y	N	N	N	Y	NA	-	
PUTNAM COUNTY	COUNTY JAIL. . . . .	12	N	N	Y	N	N	N	N	Y	NA	-	
RANDOLPH COUNTY	COUNTY JAIL. . . . .	2	N	N	Y	N	N	N	Y	Y	NA	-	
RICHLAND COUNTY	COUNTY JAIL. . . . .	2	N	N	Y	N	N	N	Y	N	NA	1	
ROCK ISLAND COUNTY	COUNTY JAIL. . . . .	2	Y	N	N	N	Y	N	N	Y	2	8	
ST. CLAIR COUNTY	COUNTY JAIL. . . . .	1	Y	N	N	N	Y	N	Y	Y	2	28	
SALINE COUNTY	COUNTY JAIL. . . . .	1	N	N	Y	N	N	Y	N	Y	NA	1	
SANGAMON COUNTY	COUNTY JAIL. . . . .	1	N	N	Y	N	Y	N	N	N	3	16	
	SPRINGFIELD CITY JAIL. . . . .	1	N	N	N	Y	N	N	N	Y	NA	2	
SCHUYLER COUNTY	COUNTY JAIL. . . . .	1	N	N	Y	N	N	N	N	Y	NA	-	
SHELBY COUNTY	COUNTY JAIL. . . . .	1	N	N	N	Y	N	N	N	Y	NA	1	
STARK COUNTY	COUNTY JAIL. . . . .	13	N	N	Y	N	N	N	Y	Y	NA	-	
STEPHENSON COUNTY	COUNTY JAIL. . . . .	1	N	N	Y	N	N	Y	Y	N	NA	4	
TAZEWELL COUNTY	COUNTY JAIL. . . . .	2	N	N	Y	N	N	N	Y	N	NA	5	
UNION COUNTY	COUNTY JAIL. . . . .	2	N	N	N	Y	N	N	N	Y	NA	-	
VERMILION COUNTY	COUNTY JAIL. . . . .	1	N	Y	Y	N	N	N	N	Y	3	15	
WABASH COUNTY	COUNTY JAIL. . . . .	1	N	N	N	Y	N	N	N	Y	NA	1	
WARREN COUNTY	COUNTY JAIL. . . . .	1	N	N	N	Y	N	N	N	Y	NA	2	
WASHINGTON COUNTY	COUNTY JAIL. . . . .	1	N	N	Y	N	N	Y	Y	N	NA	3	
WAYNE COUNTY	COUNTY JAIL. . . . .	1	N	N	Y	N	N	N	N	Y	NA	1	
WHITE COUNTY	CITY/COUNTY JAIL. . . . .	1	N	N	Y	N	N	N	Y	Y	NA	1	
WHITESIDE COUNTY	COUNTY JAIL. . . . .	1	N	N	Y	N	Y	N	N	Y	NA	3	
WILL COUNTY	COUNTY JAIL. . . . .	4	N	N	Y	N	N	N	N	Y	2	12	

Table 4. Medical services, by county, by local jail within county—Continued

Name of county	Name of jail	Are inmates given--		The person who administers physical exam. (Y=Yes, N=No)					Medical facilities available in the jail (Y=Yes, N=No)				
		medical screening <sup>1</sup>	physical exam <sup>2</sup>	Doctor	Nurse	Para-med	Admitting officer	Other <sup>3</sup>	None	Medical examining room	Infirmary		Other
											With-out beds	With beds	
ILLINOIS--CONTINUED													
WILLIAMSON COUNTY	COUNTY JAIL. . . . .	1	2	N	N	N	N	Y	N	N	N	N	N
WINNEBAGO COUNTY	COUNTY JAIL. . . . .	1	3	N	Y	N	N	N	Y	N	Y	N	N
WOODFORD COUNTY	COUNTY JAIL. . . . .	1	3	Y	N	N	N	Y	N	N	N	N	N
STATE TOTAL				N 76 Y 22	N 80 Y 18	N 94 Y 4	N 96 Y 2	N 97 Y 1	N 23 Y 87	N 83 Y 17	N 94 Y 6	N 93 Y 7	N 98 Y 2

See footnotes at end of table.

Table 4. Medical services, by county, by local jail within county—Continued

Name of county	Name of jail	Number of miles to the nearest medical facility (i.e., hospital, clinic)	Availability of medical personnel within the jail <sup>4</sup> (Y=Yes, N=No)								Frequency of sick calls in jail <sup>5</sup>	Number of inmates on medication under prescription <sup>6</sup>	
			Doctor(s)				Nurse(s) and/or paramedic(s)						
			Daily	Weekly	On call	Never	Daily	Weekly	On call	Never			
ILLINOIS--CONTINUED													
WILLIAMSON COUNTY	COUNTY JAIL. . . . .	1	N	N	Y	N	N	N	N	Y	Y	NA	5
WINNEBAGO COUNTY	COUNTY JAIL. . . . .	2	N	Y	Y	N	N	Y	Y	N	Y	3	24
WOODFORD COUNTY	COUNTY JAIL. . . . .	1	N	N	Y	N	N	N	N	Y	Y	NA	3
STATE TOTAL			N 97 Y 3	N 95 Y 5	N 41 Y 59	N 66 Y 34	N 81 Y 19	N 93 Y 7	N 64 Y 36	N 19 Y 81			878

Table 4. Medical services, by county, by local jail within county—Continued.

Name of county	Name of jail	Are inmates given--		The person who administers physical exam (Y=Yes, N=No)					Medical facilities available in the jail (Y=Yes, N=No)				
		medical screening <sup>1</sup>	physical exam <sup>2</sup>	Doctor	Nurse	Para-med	Admitting officer	Other <sup>3</sup>	None	Medical examining room	Infirmery	With beds	Other
INDIANA (90 JAILS)													
ADAMS COUNTY	COUNTY JAIL. . . . .	3	2	N	N	N	N	N	Y	N	N	N	
ALLEN COUNTY	COUNTY JAIL. . . . .	1	3	Y	Y	Y	N	N	N	Y	N	N	
ALLEN COUNTY	COUNTY LOCK-UP . . . . .	1	2	N	N	N	N	N	Y	N	N	N	
BARTHOLOMEW COUNTY	COUNTY JAIL. . . . .	3	2	N	N	N	N	N	Y	N	N	N	
BENTON COUNTY	COUNTY JAIL. . . . .	1	3	Y	N	N	N	N	Y	N	N	N	
BOONE COUNTY	COUNTY JAIL. . . . .	3	3	Y	N	N	N	N	Y	N	N	N	
BROWN COUNTY	COUNTY JAIL. . . . .	3	3	Y	N	N	N	N	Y	N	N	N	
CARROLL COUNTY	COUNTY JAIL. . . . .	1	2	N	N	N	N	N	Y	N	N	N	
CLARK COUNTY	COUNTY JAIL. . . . .	3	2	N	N	N	N	N	Y	N	N	N	
CLAY COUNTY	COUNTY JAIL. . . . .	1	2	N	N	N	N	N	Y	N	N	N	
CLINTON COUNTY	COUNTY JAIL. . . . .	3	2	N	N	N	N	N	Y	N	N	N	
CRAWFORD COUNTY	COUNTY JAIL. . . . .	2	2	N	N	N	N	N	Y	N	N	N	
DAVISS COUNTY	COUNTY JAIL. . . . .	3	2	N	N	N	N	N	Y	N	N	N	
DEARBORN COUNTY	COUNTY JAIL. . . . .	1	3	Y	N	N	N	N	Y	N	N	N	
DECATUR COUNTY	COUNTY JAIL. . . . .	1	2	N	N	N	N	N	Y	N	N	N	
DE KALB COUNTY	COUNTY JAIL. . . . .	1	3	Y	N	Y	Y	N	Y	N	N	N	
DELAWARE COUNTY	COUNTY JAIL. . . . .	1	2	N	N	N	N	N	Y	N	N	N	
DUBOIS COUNTY	COUNTY JAIL. . . . .	3	2	N	N	N	N	N	Y	N	N	N	
ELKHART COUNTY	COUNTY JAIL. . . . .	1	3	N	Y	N	N	N	Y	Y	N	N	
ELKHART COUNTY	ELKHART CITY JAIL. . . . .	2	2	N	N	N	N	N	Y	N	N	N	
FAYETTE COUNTY	COUNTY JAIL. . . . .	1	2	N	N	N	N	N	Y	N	N	N	
FLOYD COUNTY	COUNTY JAIL. . . . .	1	2	N	N	N	N	N	Y	N	N	N	
FRANKLIN COUNTY	COUNTY JAIL. . . . .	1	2	N	N	N	N	N	Y	N	N	N	
FULTON COUNTY	COUNTY JAIL. . . . .	2	2	N	N	N	N	N	Y	N	N	N	
GIBSON COUNTY	COUNTY JAIL. . . . .	1	2	N	N	N	N	N	Y	N	N	N	
GRANT COUNTY	COUNTY JAIL. . . . .	1	2	N	N	N	N	N	Y	N	N	N	
GREENE COUNTY	COUNTY JAIL. . . . .	1	2	N	N	N	N	N	Y	N	N	N	
HAMILTON COUNTY	COUNTY JAIL. . . . .	1	3	Y	N	N	N	N	Y	N	N	N	
HANCOCK COUNTY	COUNTY JAIL. . . . .	1	2	N	N	N	N	N	Y	N	N	N	
HARRISON COUNTY	COUNTY JAIL. . . . .	3	2	N	N	N	N	N	Y	N	N	N	
HENDRICKS COUNTY	COUNTY JAIL. . . . .	1	2	N	N	N	N	N	Y	N	N	N	
HENRY COUNTY	COUNTY JAIL. . . . .	2	2	N	N	N	N	N	Y	N	N	N	
HOWARD COUNTY	COUNTY JAIL. . . . .	1	3	Y	N	Y	Y	N	Y	N	Y	N	
HUNTINGTON COUNTY	COUNTY JAIL. . . . .	2	2	N	N	N	N	N	Y	N	N	N	
JACKSON COUNTY	COUNTY JAIL. . . . .	1	2	N	N	N	N	N	Y	N	N	N	
JASPER COUNTY	COUNTY JAIL. . . . .	1	2	N	N	N	N	N	Y	N	N	N	
JAY COUNTY	COUNTY JAIL. . . . .	2	2	N	N	N	N	N	Y	N	N	N	
JEFFERSON COUNTY	COUNTY JAIL. . . . .	2	2	N	N	N	N	N	N	N	Y	N	
JENNINGS COUNTY	COUNTY JAIL. . . . .	3	2	N	N	N	N	N	Y	N	N	N	
JOHNSON COUNTY	COUNTY JAIL. . . . .	2	2	N	N	N	N	N	Y	N	N	N	
KNOX COUNTY	COUNTY JAIL. . . . .	2	2	N	N	N	N	N	Y	N	N	N	
KOSCIUSKO COUNTY	COUNTY JAIL. . . . .	3	2	N	N	N	N	N	Y	N	N	N	
LAGRANGE COUNTY	COUNTY JAIL. . . . .	3	2	N	N	N	N	N	Y	N	N	N	
LAKE COUNTY	COUNTY JAIL. . . . .	1	2	N	N	N	N	N	Y	N	Y	N	
LAKE COUNTY	HOBART CITY JAIL. . . . .	2	2	N	N	N	N	N	Y	N	N	N	
LAKE COUNTY	WHITING CITY JAIL. . . . .	1	2	N	N	N	N	N	Y	N	N	N	
LA PORTE COUNTY	COUNTY JAIL. . . . .	1	3	Y	N	Y	Y	N	Y	Y	N	Y	
LAWRENCE COUNTY	COUNTY JAIL. . . . .	3	3	Y	N	N	N	N	Y	N	N	N	
MADISON COUNTY	COUNTY JAIL. . . . .	1	2	N	N	N	N	N	Y	N	N	N	
MARION CO.--INDIANAPOLIS CITY	COUNTY JAIL. . . . .	1	3	N	N	Y	Y	N	N	Y	N	N	

See footnotes at end of table.

Table 4. Medical services, by county, by local jail within county—Continued

Name of county	Name of jail	Number of miles to the nearest medical facility (i.e., hospital, clinic)	Availability of medical personnel within the jail (Y=Yes, N=No)								Frequency of sick calls in jail <sup>4</sup>	Number of inmates on medication under prescription <sup>5</sup>
			Doctor(s)				Nurse(s) and/or paramedic(s)					
			Daily	Weekly	On call	Never	Daily	Weekly	On call	Never		
INDIANA (90 JAILS)												
ADAMS COUNTY	COUNTY JAIL. . . . .	1	N	N	Y	N	N	Y	N	NA	-	
ALLEN COUNTY	COUNTY JAIL. . . . .	1	N	Y	Y	N	Y	Y	N	3	48	
ALLEN COUNTY	COUNTY LOCK-UP . . . . .	1	N	Y	Y	N	Y	Y	N	NA	-	
BARTHOLOMEW COUNTY	COUNTY JAIL. . . . .	3	N	N	Y	N	N	Y	Y	NA	2	
BENTON COUNTY	COUNTY JAIL. . . . .	35	N	N	Y	N	N	Y	Y	NA	-	
BOONE COUNTY	COUNTY JAIL. . . . .	1	N	N	Y	N	N	N	Y	NA	-	
BROWN COUNTY	COUNTY JAIL. . . . .	16	N	N	Y	N	N	Y	Y	NA	1	
CARROLL COUNTY	COUNTY JAIL. . . . .	1	N	N	N	Y	N	N	Y	NA	-	
CLARK COUNTY	COUNTY JAIL. . . . .	1	N	Y	Y	N	N	N	Y	3	20	
CLAY COUNTY	COUNTY JAIL. . . . .	1	N	N	N	Y	N	N	Y	NA	2	
CLINTON COUNTY	COUNTY JAIL. . . . .	1	N	N	Y	N	N	N	Y	NA	2	
CRAWFORD COUNTY	COUNTY JAIL. . . . .	20	N	N	N	Y	N	N	Y	NA	2	
DAVISS COUNTY	COUNTY JAIL. . . . .	19	N	N	Y	N	N	N	Y	NA	-	
DEARBORN COUNTY	COUNTY JAIL. . . . .	2	N	N	Y	N	N	N	Y	NA	-	
DECATUR COUNTY	COUNTY JAIL. . . . .	1	N	N	Y	N	N	N	Y	NA	-	
DE KALB COUNTY	COUNTY JAIL. . . . .	1	N	N	Y	N	N	N	Y	NA	2	
DELAWARE COUNTY	COUNTY JAIL. . . . .	1	N	N	Y	N	N	N	Y	NA	2	
DUBOIS COUNTY	COUNTY JAIL. . . . .	1	N	N	N	Y	N	N	Y	NA	6	
ELKHART COUNTY	COUNTY JAIL. . . . .	2	N	N	Y	N	N	N	Y	NA	-	
ELKHART COUNTY	ELKHART CITY JAIL. . . . .	2	N	N	N	Y	N	N	Y	2	15	
FAYETTE COUNTY	COUNTY JAIL. . . . .	2	N	N	N	Y	N	N	Y	NA	4	
FLOYD COUNTY	COUNTY JAIL. . . . .	2	N	N	Y	N	N	N	Y	NA	1	
FRANKLIN COUNTY	COUNTY JAIL. . . . .	1	N	N	Y	N	N	N	Y	NA	1	
FULTON COUNTY	COUNTY JAIL. . . . .	1	N	N	N	Y	N	N	Y	NA	1	
GIBSON COUNTY	COUNTY JAIL. . . . .	1	N	N	N	Y	N	N	Y	NA	3	
GRANT COUNTY	COUNTY JAIL. . . . .	1	N	N	Y	N	N	N	Y	NA	2	
GREENE COUNTY	COUNTY JAIL. . . . .	1	N	N	N	Y	N	Y	Y	NA	3	
HAMILTON COUNTY	COUNTY JAIL. . . . .	20	N	N	N	Y	N	Y	Y	NA	3	
HANCOCK COUNTY	COUNTY JAIL. . . . .	1	N	N	Y	N	N	N	Y	NA	6	
HARRISON COUNTY	COUNTY JAIL. . . . .	1	N	N	Y	N	N	N	Y	NA	-	
HENDRICKS COUNTY	COUNTY JAIL. . . . .	1	N	N	N	Y	N	N	Y	NA	2	
HENRY COUNTY	COUNTY JAIL. . . . .	1	N	N	Y	N	N	N	Y	NA	2	
HOWARD COUNTY	COUNTY JAIL. . . . .	2	N	N	N	Y	N	N	Y	NA	4	
HUNTINGTON COUNTY	COUNTY JAIL. . . . .	1	N	N	Y	N	N	Y	Y	NA	20	
JACKSON COUNTY	COUNTY JAIL. . . . .	10	N	N	N	Y	N	N	Y	NA	1	
JASPER COUNTY	COUNTY JAIL. . . . .	1	N	N	Y	N	N	N	Y	NA	2	
JAY COUNTY	COUNTY JAIL. . . . .	1	N	N	Y	N	N	N	Y	NA	-	
JEFFERSON COUNTY	COUNTY JAIL. . . . .	1	N	N	Y	N	N	N	Y	NA	2	
JENNINGS COUNTY	COUNTY JAIL. . . . .	1	N	N	Y	N	N	Y	Y	NA	4	
JOHNSON COUNTY	COUNTY JAIL. . . . .	3	N	N	Y	N	N	Y	Y	NA	-	
KNOX COUNTY	COUNTY JAIL. . . . .	1	N	N	Y	N	N	N	Y	NA	4	
KOSCIUSKO COUNTY	COUNTY JAIL. . . . .	1	N	N	N	Y	N	N	Y	NA	4	
LAGRANGE COUNTY	COUNTY JAIL. . . . .	2	N	N	N	Y	N	N	Y	NA	2	
LAKE COUNTY	COUNTY JAIL. . . . .	1	N	N	N	Y	N	N	Y	NA	2	
LAKE COUNTY	HOBART CITY JAIL. . . . .	5	N	Y	Y	N	N	Y	Y	1	55	
LAKE COUNTY	WHITING CITY JAIL. . . . .	4	N	N	N	Y	N	N	Y	NA	-	
LA PORTE COUNTY	COUNTY JAIL. . . . .	1	N	Y	Y	N	Y	N	Y	3	3	
LAWRENCE COUNTY	COUNTY JAIL. . . . .	1	N	Y	Y	N	N	N	Y	NA	1	
MADISON COUNTY	COUNTY JAIL. . . . .	2	N	N	Y	N	N	N	Y	3	11	
MARION CO.--INDIANAPOLIS CITY	COUNTY JAIL. . . . .	2	N	Y	Y	N	N	N	Y	3	41	



Table 4. Medical services, by county, by local jail within county—Continued

Name of county	Name of jail	Are inmates given--		The person who administers physical exam (Y=Yes, N=No)					Medical facilities available in the jail (Y=Yes, N=No)				
		medical screening <sup>1</sup>	physical exam <sup>2</sup>	Doctor	Nurse	Para-med	Admitting officer	Other <sup>3</sup>	None	Medical examining room	Infirmery		Other
											With-out beds	With beds	
INDIANA--CONTINUED													
MARSHALL COUNTY	COUNTY JAIL. . . . .	1	2	N	N	N	N	N	Y	N	N	N	
MARTIN COUNTY	COUNTY JAIL. . . . .	3	2	N	N	N	N	N	Y	N	N	N	
MIAMI COUNTY	COUNTY JAIL. . . . .	1	2	N	N	N	N	N	Y	N	N	N	
MONROE COUNTY	COUNTY JAIL. . . . .	1	1	Y	N	N	N	N	Y	N	N	N	
MONTGOMERY COUNTY	COUNTY JAIL. . . . .	2	2	N	N	N	N	N	Y	N	N	N	
MORGAN COUNTY	COUNTY JAIL. . . . .	3	2	N	N	N	N	N	Y	N	N	N	
NEWTON COUNTY	COUNTY JAIL. . . . .	1	3	Y	N	N	N	N	Y	N	N	N	
NOBLE COUNTY	COUNTY JAIL. . . . .	1	2	N	N	N	N	N	Y	N	N	N	
OHIO COUNTY	COUNTY JAIL. . . . .	2	2	N	N	N	N	N	Y	N	N	N	
ORANGE COUNTY	COUNTY JAIL. . . . .	1	2	N	N	N	N	N	Y	N	N	N	
OWEN COUNTY	COUNTY JAIL. . . . .	1	3	Y	N	N	N	N	Y	N	N	N	
PERRY COUNTY	COUNTY JAIL. . . . .	1	2	N	N	N	N	N	Y	N	N	N	
PIKE COUNTY	COUNTY JAIL. . . . .	2	2	N	N	N	N	N	Y	N	N	N	
PORTER COUNTY	COUNTY JAIL. . . . .	3	2	N	N	N	N	N	Y	N	N	N	
POSEY COUNTY	COUNTY JAIL. . . . .	2	2	N	N	N	N	N	Y	N	N	N	
PULASKI COUNTY	COUNTY JAIL. . . . .	2	2	N	N	N	N	N	Y	N	N	N	
PUTNAM COUNTY	COUNTY JAIL. . . . .	2	2	N	N	N	N	N	Y	N	N	N	
RANDOLPH COUNTY	COUNTY JAIL. . . . .	1	3	Y	N	N	N	N	Y	N	N	N	
RIPLEY COUNTY	COUNTY JAIL. . . . .	1	2	N	N	N	N	N	Y	N	N	N	
RUSH COUNTY	COUNTY JAIL. . . . .	1	2	N	N	N	N	N	Y	N	N	N	
ST. JOSEPH COUNTY	COUNTY JAIL. . . . .	1	2	N	N	N	N	N	Y	N	N	N	
SCOTT COUNTY	COUNTY JAIL. . . . .	3	3	Y	N	N	N	N	Y	N	N	N	
SHELBY COUNTY	COUNTY JAIL. . . . .	3	3	Y	Y	N	N	N	Y	N	N	N	
SPENCER COUNTY	COUNTY JAIL. . . . .	3	2	N	N	N	N	N	Y	N	N	N	
STARKE COUNTY	COUNTY JAIL. . . . .	1	2	N	N	N	N	N	Y	N	N	N	
STEBEN COUNTY	COUNTY JAIL. . . . .	3	3	Y	N	N	N	N	Y	N	N	N	
SULLIVAN COUNTY	COUNTY JAIL. . . . .	1	2	N	N	N	N	N	Y	N	N	N	
SWITZERLAND COUNTY	COUNTY JAIL. . . . .	2	2	N	N	N	N	N	Y	N	N	N	
TIPPECANOE COUNTY	COUNTY JAIL. . . . .	3	2	N	N	N	N	N	Y	N	N	N	
TIPTON COUNTY	COUNTY JAIL. . . . .	1	2	N	N	N	N	N	Y	N	N	N	
VANDEBURGH COUNTY	COUNTY JAIL. . . . .	1	2	N	N	N	N	N	Y	N	N	Y	
VERMILLION COUNTY	COUNTY JAIL. . . . .	2	2	N	N	N	N	N	Y	N	N	N	
VIGO COUNTY	COUNTY JAIL. . . . .	3	2	N	N	N	N	N	Y	N	N	N	
WABASH COUNTY	COUNTY JAIL. . . . .	2	2	N	N	N	N	N	Y	N	N	N	
WARREN COUNTY	COUNTY JAIL. . . . .	3	2	N	N	N	N	N	Y	N	N	N	
WARRICK COUNTY	COUNTY JAIL. . . . .	3	3	NA	NA	NA	NA	NA	Y	N	N	N	
WASHINGTON COUNTY	COUNTY JAIL. . . . .	1	2	N	N	N	N	N	Y	N	N	N	
WAYNE COUNTY	COUNTY JAIL. . . . .	1	3	Y	N	N	N	N	Y	N	N	N	
WELLS COUNTY	COUNTY JAIL. . . . .	1	2	N	N	N	N	N	Y	N	N	N	
WHITLEY COUNTY	COUNTY JAIL. . . . .	2	2	N	N	N	N	N	Y	N	N	N	
STATE TOTAL				N 71 Y 18	N 86 Y 3	N 84 Y 5	N 85 Y 4	N 89 Y 0	N 17 Y 73	N 74 Y 16	N 88 Y 2	N 87 Y 3	N 88 Y 2

See footnotes at end of table.

Table 4. Medical services, by county, by local jail within county—Continued

Name of county	Name of jail	Number of miles to the nearest medical facility (i.e., hospital, clinic)	Availability of medical personnel within the jail (Y=Yes, N=No)								Frequency of sick calls in jail <sup>4</sup>	Number of inmates on medication under prescription <sup>5</sup>
			Doctor(s)				Nurse(s) and/or paramedic(s)					
			Daily	Weekly	On call	Never	Daily	Weekly	On call	Never		
INDIANA--CONTINUED												
MARSHALL COUNTY	COUNTY JAIL. . . . .	1	N	Y	Y	N	N	N	N	Y	NA	4
MARTIN COUNTY	COUNTY JAIL. . . . .	25	N	N	Y	N	N	N	N	Y	NA	-
MIAMI COUNTY	COUNTY JAIL. . . . .	1	N	N	Y	N	N	N	N	Y	NA	1
MONROE COUNTY	COUNTY JAIL. . . . .	1	N	N	Y	N	N	Y	Y	N	NA	12
MONTGOMERY COUNTY	COUNTY JAIL. . . . .	2	N	N	Y	N	N	N	Y	N	NA	2
MORGAN COUNTY	COUNTY JAIL. . . . .	2	N	N	Y	N	N	N	N	Y	NA	5
NEWTON COUNTY	COUNTY JAIL. . . . .	7	N	N	Y	N	N	N	Y	Y	NA	-
NOBLE COUNTY	COUNTY JAIL. . . . .	13	N	N	N	Y	N	Y	N	Y	NA	2
OHIO COUNTY	COUNTY JAIL. . . . .	17	N	N	N	Y	N	N	N	Y	NA	-
ORANGE COUNTY	COUNTY JAIL. . . . .	1	N	N	Y	N	N	N	N	Y	NA	2
OWEN COUNTY	COUNTY JAIL. . . . .	1	N	N	Y	N	N	N	N	Y	NA	-
PERRY COUNTY	COUNTY JAIL. . . . .	3	N	N	N	Y	N	N	N	Y	NA	1
PIKE COUNTY	COUNTY JAIL. . . . .	2	N	N	N	Y	N	N	N	Y	NA	-
PORTER COUNTY	COUNTY JAIL. . . . .	1	N	N	Y	N	N	N	N	Y	4	7
POSEY COUNTY	COUNTY JAIL. . . . .	1	N	N	Y	N	N	Y	Y	N	NA	2
PULASKI COUNTY	COUNTY JAIL. . . . .	2	N	N	N	Y	N	N	N	Y	NA	-
PUTNAM COUNTY	COUNTY JAIL. . . . .	1	N	N	Y	N	N	N	N	Y	NA	-
RANDOLPH COUNTY	COUNTY JAIL. . . . .	1	N	N	Y	N	N	N	N	Y	NA	1
RIPLEY COUNTY	COUNTY JAIL. . . . .	1	N	N	Y	N	N	N	Y	Y	NA	3
RUSH COUNTY	COUNTY JAIL. . . . .	1	N	N	Y	N	N	N	N	Y	NA	4
ST. JOSEPH COUNTY	COUNTY JAIL. . . . .	1	N	N	Y	N	Y	N	N	Y	2	15
SCOTT COUNTY	COUNTY JAIL. . . . .	1	N	N	Y	N	N	N	N	Y	NA	-
SHELBY COUNTY	COUNTY JAIL. . . . .	1	N	N	Y	N	N	N	Y	Y	NA	20
SPENCER COUNTY	COUNTY JAIL. . . . .	1	N	N	N	Y	N	N	N	Y	NA	1
STARKE COUNTY	COUNTY JAIL. . . . .	1	N	N	Y	N	N	N	Y	Y	NA	2
STEBEN COUNTY	COUNTY JAIL. . . . .	1	N	N	N	Y	N	Y	N	Y	NA	2
SULLIVAN COUNTY	COUNTY JAIL. . . . .	1	N	N	N	Y	N	N	N	Y	NA	-
SWITZERLAND COUNTY	COUNTY JAIL. . . . .	20	N	N	N	Y	N	N	N	Y	NA	-
TIPPECANOE COUNTY	COUNTY JAIL. . . . .	1	N	N	Y	N	N	N	N	Y	NA	5
TIPTON COUNTY	COUNTY JAIL. . . . .	1	N	N	Y	N	N	N	N	Y	NA	1
VANDEBURGH COUNTY	COUNTY JAIL. . . . .	1	N	Y	Y	N	Y	N	N	N	3	31
VERMILLION COUNTY	COUNTY JAIL. . . . .	15	N	N	Y	N	N	N	N	Y	NA	-
VIGO COUNTY	COUNTY JAIL. . . . .	2	N	Y	Y	N	N	N	Y	Y	NA	10
WABASH COUNTY	COUNTY JAIL. . . . .	1	N	N	Y	N	N	N	N	Y	NA	3
WARREN COUNTY	COUNTY JAIL. . . . .	1	N	N	Y	N	N	N	N	Y	NA	1
WARRICK COUNTY	COUNTY JAIL. . . . .	1	N	N	N	Y	N	N	N	Y	NA	-
WASHINGTON COUNTY	COUNTY JAIL. . . . .	1	N	N	Y	N	N	N	Y	Y	NA	1
WAYNE COUNTY	COUNTY JAIL. . . . .	1	N	N	Y	N	N	N	Y	Y	NA	8
WELLS COUNTY	COUNTY JAIL. . . . .	1	N	N	Y	N	N	N	N	Y	NA	2
WHITLEY COUNTY	COUNTY JAIL. . . . .	1	N	N	N	Y	N	N	N	Y	NA	-
STATE TOTAL		379	N 90 Y 0	N 81 Y 9	N 27 Y 63	N 63 Y 27	N 84 Y 6	N 75 Y 15	N 61 Y 29	N 14 Y 76		379



Table 4. Medical services, by county, by local jail within county—Continued

Name of county	Name of jail	Are inmates given--		The person who administers physical exam (Y=Yes, N=No)					Medical facilities available in the jail (Y=Yes, N=No)					Frequency of sick calls in jail <sup>1</sup>	Number of inmates on medication under prescription <sup>2</sup>
		medical screening <sup>1</sup>	physical exam <sup>2</sup>	Doctor	Nurse	Para-med	Admitting officer	Other <sup>3</sup>	None	Medical examining room	Infirmary		Other		
											With-out beds	With beds			
IOWA--CONTINUED															
KOSSUTH COUNTY	COUNTY JAIL. . . . .	2	2	N	N	N	N	N	Y	N	N	N	N		
LINN COUNTY	COUNTY JAIL. . . . .	1	2	N	N	N	N	N	N	Y	N	N	N		
LOUISA COUNTY	COUNTY JAIL. . . . .	1	3	Y	N	N	N	N	Y	N	N	N	N		
LUCAS COUNTY	COUNTY JAIL. . . . .	3	2	N	N	N	N	N	Y	N	N	N	N		
LYON COUNTY	COUNTY JAIL. . . . .	1	2	N	N	N	N	N	Y	N	N	N	N		
MADISON COUNTY	COUNTY JAIL. . . . .	3	2	N	N	N	N	N	Y	N	N	N	N		
MAHASKA COUNTY	COUNTY JAIL. . . . .	2	2	N	N	N	N	N	Y	N	N	N	N		
MARION COUNTY	COUNTY JAIL. . . . .	1	2	N	N	N	N	N	Y	N	N	N	N		
MARSHALL COUNTY	COUNTY JAIL. . . . .	2	2	N	N	N	N	N	Y	N	N	N	N		
MILLS COUNTY	COUNTY JAIL. . . . .	2	2	N	N	N	N	N	Y	N	N	N	N		
MITCHELL COUNTY	COUNTY JAIL. . . . .	2	2	N	N	N	N	N	Y	N	N	N	N		
MONONA COUNTY	COUNTY JAIL. . . . .	1	2	N	N	N	N	N	Y	N	N	N	N		
MONROE COUNTY	COUNTY JAIL. . . . .	1	3	Y	N	N	N	N	Y	N	N	N	N		
MONTGOMERY COUNTY	COUNTY JAIL. . . . .	1	2	N	N	N	N	N	Y	N	N	N	N		
MUSCATINE COUNTY	COUNTY JAIL. . . . .	1	2	N	N	N	N	N	Y	N	N	N	N		
OSCEOLA COUNTY	COUNTY JAIL. . . . .	2	2	N	N	N	N	N	Y	N	N	N	N		
PAGE COUNTY	COUNTY JAIL. . . . .	2	2	N	N	N	N	N	Y	N	N	N	N		
PALO ALTO COUNTY	COUNTY JAIL. . . . .	2	2	N	N	N	N	N	Y	N	N	N	N		
POCAHONTAS COUNTY	COUNTY JAIL. . . . .	1	2	N	N	N	N	N	Y	N	N	N	N		
POLK COUNTY	COUNTY JAIL. . . . .	1	3	Y	N	N	N	Y	N	Y	N	N	N		
	DES MOINES CITY JAIL . . . . .	2	2	N	N	N	N	N	Y	N	N	N	N		
POTTAWATTAMIE COUNTY	COUNTY JAIL. . . . .	1	3	N	Y	N	N	N	N	Y	N	N	N		
POWESHIEK COUNTY	COUNTY JAIL. . . . .	1	2	N	N	N	N	N	Y	N	N	N	N		
RINGGOLD COUNTY	COUNTY JAIL. . . . .	1	2	N	N	N	N	N	Y	N	N	N	N		
SAC COUNTY	COUNTY JAIL. . . . .	1	3	Y	N	N	N	N	Y	N	N	N	N		
SCOTT COUNTY	COUNTY JAIL. . . . .	1	2	N	N	N	N	N	Y	N	N	N	N		
SHELBY COUNTY	COUNTY JAIL. . . . .	1	2	N	N	N	N	N	Y	N	N	N	N		
SIoux COUNTY	COUNTY JAIL. . . . .	1	3	Y	N	N	N	N	Y	N	N	N	N		
STORY COUNTY	COUNTY JAIL. . . . .	2	2	N	N	N	N	N	Y	N	N	N	N		
TAYLOR COUNTY	COUNTY JAIL. . . . .	2	2	N	N	N	N	N	Y	N	N	N	N		
UNION COUNTY	COUNTY JAIL. . . . .	3	3	Y	Y	N	N	N	Y	N	N	N	N		
VAN BUREN COUNTY	COUNTY JAIL. . . . .	3	2	N	N	N	N	N	Y	N	N	N	N		
WAPELLO COUNTY	COUNTY JAIL. . . . .	1	3	Y	Y	N	N	N	Y	N	N	N	N		
WARREN COUNTY	COUNTY JAIL. . . . .	2	2	N	N	N	N	N	Y	N	N	N	N		
WASHINGTON COUNTY	COUNTY JAIL. . . . .	1	3	N	N	Y	N	N	Y	N	N	N	N		
WAYNE COUNTY	COUNTY JAIL. . . . .	1	2	N	N	N	N	N	Y	N	N	N	N		
WEBSTER COUNTY	COUNTY JAIL. . . . .	3	2	N	N	N	N	N	Y	N	N	N	N		
WINNEBAGO COUNTY	COUNTY LAW ENFORCEMENT CENTER	3	2	N	N	N	N	N	Y	N	N	N	N		
WINNESHIEK COUNTY	COUNTY JAIL. . . . .	2	2	N	N	N	N	N	Y	N	N	N	N		
WOODBURY COUNTY	COUNTY JAIL. . . . .	1	2	N	N	N	N	N	Y	N	N	N	N		
	SIoux CITY JAIL. . . . .	1	2	N	N	N	N	N	Y	N	N	N	N		
WORTH COUNTY	COUNTY JAIL. . . . .	2	2	N	N	N	N	N	Y	N	N	N	N		
WRIGHT COUNTY	COUNTY JAIL. . . . .	3	2	N	N	N	N	N	Y	N	N	N	N		
STATE TOTAL	. . . . .			N 77 Y 14	N 87 Y 4	N 90 Y 1	N 89 Y 2	N 90 Y 1	N 4 Y 1	N 88 Y 3	N 91 Y 0	N 91 Y 0	N 89 Y 2		

See footnotes at end of table.

Table 4. Medical services, by county, by local jail within county—Continued

Name of county	Name of jail	Number of miles to the nearest medical facility (i.e., hospital, clinic)	Availability of medical personnel within the jail (Y=Yes, N=No)								Frequency of sick calls in jail <sup>1</sup>	Number of inmates on medication under prescription <sup>2</sup>
			Doctor(s)				Nurse(s) and/or paramedic(s)					
			Daily	Weekly	On call	Never	Daily	Weekly	On call	Never		
IOWA--CONTINUED												
KOSSUTH COUNTY	COUNTY JAIL. . . . .	1	N	N	N	Y	N	N	N	Y	NA	-
LINN COUNTY	COUNTY JAIL. . . . .	2	N	N	N	Y	N	Y	Y	N	2	4
LOUISA COUNTY	COUNTY JAIL. . . . .	1	N	N	Y	N	N	N	Y	N	NA	-
LUCAS COUNTY	COUNTY JAIL. . . . .	1	N	N	N	Y	N	N	N	Y	NA	-
LYON COUNTY	COUNTY JAIL. . . . .	1	N	N	Y	N	N	N	Y	N	NA	-
MADISON COUNTY	COUNTY JAIL. . . . .	1	N	N	Y	N	N	N	N	Y	NA	1
MAHASKA COUNTY	COUNTY JAIL. . . . .	2	N	N	Y	N	N	N	N	Y	NA	-
MARION COUNTY	COUNTY JAIL. . . . .	1	N	N	Y	N	N	N	N	Y	NA	-
MARSHALL COUNTY	COUNTY JAIL. . . . .	1	N	N	N	Y	N	N	N	Y	NA	3
MILLS COUNTY	COUNTY JAIL. . . . .	20	N	N	N	Y	N	N	N	Y	NA	-
MITCHELL COUNTY	COUNTY JAIL. . . . .	1	N	N	N	Y	N	N	N	Y	NA	-
MONONA COUNTY	COUNTY JAIL. . . . .	2	N	N	Y	N	N	N	N	Y	NA	1
MONROE COUNTY	COUNTY JAIL. . . . .	1	N	N	Y	N	N	N	N	Y	NA	-
MONTGOMERY COUNTY	COUNTY JAIL. . . . .	1	N	N	Y	N	N	N	Y	N	NA	1
MUSCATINE COUNTY	COUNTY JAIL. . . . .	1	N	N	Y	N	N	Y	N	Y	NA	-
OSCEOLA COUNTY	COUNTY JAIL. . . . .	1	N	N	Y	N	N	N	Y	N	NA	-
PAGE COUNTY	COUNTY JAIL. . . . .	1	N	N	N	Y	N	N	N	Y	NA	-
PALO ALTO COUNTY	COUNTY JAIL. . . . .	1	N	N	Y	N	N	N	N	Y	NA	-
POCAHONTAS COUNTY	COUNTY JAIL. . . . .	1	N	N	Y	N	N	N	Y	N	NA	-
POLK COUNTY	COUNTY JAIL. . . . .	3	N	N	Y	N	N	N	Y	Y	3	8
	DES MOINES CITY JAIL . . . . .	3	N	N	N	Y	N	N	N	Y	NA	-
POTTAWATTAMIE COUNTY	COUNTY JAIL. . . . .	2	N	N	Y	N	N	Y	Y	Y	NA	6
POWESHIEK COUNTY	COUNTY JAIL. . . . .	1	N	N	Y	N	N	N	Y	Y	NA	1
RINGGOLD COUNTY	COUNTY JAIL. . . . .	1	N	N	Y	N	N	N	Y	N	NA	-
SAC COUNTY	COUNTY JAIL. . . . .	1	N	N	Y	N	N	N	Y	N	NA	-
SCOTT COUNTY	COUNTY JAIL. . . . .	2	N	N	Y	N	N	N	Y	1	23	
SHELBY COUNTY	COUNTY JAIL. . . . .	1	N	N	Y	N	N	N	Y	NA	-	
SIoux COUNTY	COUNTY JAIL. . . . .	1	N	N	Y	N	N	N	Y	NA	1	
STORY COUNTY	COUNTY JAIL. . . . .	1	N	N	Y	N	N	N	Y	NA	9	
TAYLOR COUNTY	COUNTY JAIL. . . . .	5	N	N	N	Y	N	N	N	Y	NA	-
UNION COUNTY	COUNTY JAIL. . . . .	1	N	N	N	Y	N	N	Y	Y	NA	-
VAN BUREN COUNTY	COUNTY JAIL. . . . .	1	N	N	Y	N	N	N	Y	Y	NA	1
WAPELLO COUNTY	COUNTY JAIL. . . . .	1	N	N	Y	N	N	Y	Y	N	NA	9
WARREN COUNTY	COUNTY JAIL. . . . .	1	N	N	Y	N	N	N	Y	N	NA	-
WASHINGTON COUNTY	COUNTY JAIL. . . . .	2	N	N	Y	N	N	N	Y	Y	NA	-
WAYNE COUNTY	COUNTY JAIL. . . . .	1	N	N	Y	N	N	N	Y	Y	NA	1
WEBSTER COUNTY	COUNTY JAIL. . . . .	1	N	N	Y	N	N	N	Y	NA	5	
WINNEBAGO COUNTY	COUNTY LAW ENFORCEMENT CENTER	1	N	N	Y	N	N	N	Y	Y	NA	-
WINNESHIEK COUNTY	COUNTY JAIL. . . . .	1	N	N	N	Y	N	N	Y	NA	-	
WOODBURY COUNTY	COUNTY JAIL. . . . .	1	N	N	N	Y	N	N	N	Y	NA	2
	SIoux CITY JAIL. . . . .	1	N	N	N	Y	N	N	N	Y	NA	1
WORTH COUNTY	COUNTY JAIL. . . . .	20	N	N	Y	N	N	N	Y	NA	-	
WRIGHT COUNTY	COUNTY JAIL. . . . .	1	N	N	Y	N	N	N	Y	NA	1	
STATE TOTAL	. . . . .		N 91 Y 0	N 91 Y 0	N 29 Y 62	N 62 Y 29	N 91 Y 0	N 86 Y 5	N 57 Y 34	N 16 Y 75		126

Table 4. Medical services, by county, by local jail within county—Continued

Name of county	Name of jail	Are inmates given--		The person who administers physical exam (Y=Yes, N=No)					Medical facilities available in the jail (Y=Yes, N=No)				
		medical screening <sup>1</sup>	physical exam <sup>2</sup>	Doctor	Nurse	Para-med	Admitting officer	Other <sup>3</sup>	None	Medical examining room	Infirmary		Other
											With-out beds	With beds	
KANSAS (86 JAILS)													
ALLEN COUNTY	COUNTY JAIL. . . . .	1	2	N	N	N	N	N	Y	N	N	N	N
ATCHISON COUNTY	COUNTY JAIL. . . . .	1	2	N	N	N	N	N	Y	N	N	N	N
BARBER COUNTY	COUNTY JAIL. . . . .	2	2	N	N	N	N	N	Y	N	N	N	N
BARTON COUNTY	COUNTY JAIL. . . . .	2	2	N	N	N	N	N	Y	N	N	N	N
BOURBON COUNTY	COUNTY JAIL. . . . .	1	1	NA	NA	NA	NA	NA	N	Y	N	N	N
BROWN COUNTY	COUNTY JAIL. . . . .	1	2	N	N	N	N	N	Y	N	N	N	N
BUTLER COUNTY	COUNTY JAIL. . . . .	3	2	N	N	N	N	N	Y	N	N	N	N
CHAUTAQUA COUNTY	COUNTY JAIL. . . . .	1	2	N	N	N	N	N	Y	N	N	N	N
CHEROKEE COUNTY	COUNTY JAIL. . . . .	2	2	N	N	N	N	N	N	N	N	N	N
CHEYENNE COUNTY	COUNTY JAIL. . . . .	3	2	N	N	N	N	N	Y	N	N	N	N
CLARK COUNTY	COUNTY JAIL. . . . .	1	3	Y	N	N	Y	Y	Y	N	N	N	N
CLOUD COUNTY	COUNTY JAIL. . . . .	1	3	Y	Y	N	N	N	Y	N	N	N	N
COWLEY COUNTY	COUNTY JAIL. . . . .	1	1	N	N	N	Y	N	Y	N	N	N	N
CRAWFORD COUNTY	COUNTY JAIL. . . . .	1	3	Y	N	N	N	N	Y	N	N	N	N
DECATUR COUNTY	COUNTY JAIL. . . . .	2	2	N	N	N	N	N	Y	N	N	N	N
DICKINSON COUNTY	COUNTY JAIL. . . . .	1	2	N	N	N	N	N	Y	N	N	N	N
DONIPHAN COUNTY	COUNTY JAIL. . . . .	2	2	N	N	N	N	N	Y	N	N	N	N
DOUGLAS COUNTY	COUNTY JAIL. . . . .	1	2	N	N	N	N	N	N	Y	N	N	N
EDWARDS COUNTY	COUNTY JAIL. . . . .	2	2	N	N	N	N	N	Y	N	N	N	N
ELK COUNTY	COUNTY JAIL. . . . .	1	2	N	N	N	N	N	Y	N	N	N	N
ELLIS COUNTY	COUNTY JAIL. . . . .	1	2	N	N	N	N	N	Y	N	N	N	N
ELLSWORTH COUNTY	COUNTY JAIL. . . . .	1	3	Y	N	N	N	N	Y	N	N	N	N
FINNEY COUNTY	COUNTY JAIL. . . . .	1	2	N	N	N	N	N	Y	N	N	N	N
FORD COUNTY	COUNTY JAIL. . . . .	2	2	N	N	N	N	N	Y	N	N	N	N
FRANKLIN COUNTY	COUNTY JAIL. . . . .	2	2	N	N	N	N	N	N	Y	N	N	N
GEARY COUNTY	COUNTY JAIL. . . . .	1	2	N	N	N	N	N	Y	N	N	N	N
GRAHAM COUNTY	COUNTY JAIL. . . . .	2	3	N	N	Y	N	N	Y	N	N	N	N
GRANT COUNTY	COUNTY JAIL. . . . .	3	3	Y	Y	N	N	N	Y	N	N	N	N
GREENWOOD COUNTY	COUNTY JAIL. . . . .	2	2	N	N	N	N	N	Y	N	N	N	N
	EUREKA CITY JAIL. . . . .	3	2	N	N	N	N	N	Y	N	N	N	N
HARPER COUNTY	COUNTY JAIL. . . . .	1	2	N	N	N	N	N	Y	N	N	N	N
HARVEY COUNTY	COUNTY JAIL. . . . .	NA	NA	N	N	N	N	N	N	N	N	N	N
HODGEMAN COUNTY	COUNTY JAIL. . . . .	1	2	N	N	N	N	N	Y	N	N	N	N
JEFFERSON COUNTY	COUNTY JAIL. . . . .	1	2	N	N	N	N	N	Y	N	N	N	N
JEWELL COUNTY	COUNTY JAIL. . . . .	1	3	Y	N	N	N	N	Y	N	N	N	N
JOHNSON COUNTY	COUNTY JAIL. . . . .	1	3	Y	Y	N	N	N	N	Y	N	N	Y
KEARNY COUNTY	COUNTY JAIL. . . . .	1	3	Y	N	N	N	N	Y	N	N	N	N
KINGMAN COUNTY	COUNTY JAIL. . . . .	1	2	N	N	N	N	N	Y	N	N	N	N
KIOWA COUNTY	COUNTY JAIL. . . . .	3	2	N	N	N	N	N	Y	N	N	N	N
LABETTE COUNTY	COUNTY JAIL. . . . .	2	2	N	N	N	N	N	Y	N	N	N	N
LANE COUNTY	COUNTY JAIL. . . . .	1	3	Y	N	N	N	N	Y	N	N	N	N
LEAVENWORTH COUNTY	COUNTY JAIL. . . . .	1	3	Y	N	N	N	N	N	Y	N	N	N
LINCOLN COUNTY	COUNTY JAIL. . . . .	3	2	N	N	N	N	N	Y	N	N	N	N
LYON COUNTY	COUNTY JAIL. . . . .	1	2	N	N	N	N	N	Y	N	N	N	N
MCPHERSON COUNTY	COUNTY JAIL. . . . .	1	2	N	N	N	N	N	Y	N	N	N	N
MARION COUNTY	COUNTY JAIL. . . . .	1	3	Y	N	N	N	N	Y	N	N	N	N
MEADE COUNTY	COUNTY JAIL. . . . .	1	2	N	N	N	N	N	Y	N	N	N	N
MIAMI COUNTY	COUNTY JAIL. . . . .	3	2	N	N	N	N	N	Y	N	N	N	N

See footnotes at end of table.

Table 4. Medical services, by county, by local jail within county—Continued

Name of county	Name of jail	Number of miles to the nearest medical facility (i.e., hospital, clinic)	Availability of medical personnel within the jail (Y=Yes, N=No)								Frequency of sick calls in jail <sup>4</sup>	Number of inmates on medication under prescription <sup>5</sup>
			Doctor(s)				Nurse(s) and/or paramedic(s)					
			Daily	Weekly	On call	Never	Daily	Weekly	On call	Never		
KANSAS (86 JAILS)												
ALLEN COUNTY	COUNTY JAIL. . . . .	1	N	N	Y	N	N	N	Y	N	NA	-
ATCHISON COUNTY	COUNTY JAIL. . . . .	1	N	N	N	Y	N	N	N	Y	NA	-
BARBER COUNTY	COUNTY JAIL. . . . .	1	N	N	Y	N	N	N	N	Y	NA	-
BARTON COUNTY	COUNTY JAIL. . . . .	2	N	N	Y	N	N	N	Y	Y	NA	5
BOURBON COUNTY	COUNTY JAIL. . . . .	1	N	N	Y	N	N	N	N	Y	NA	1
BROWN COUNTY	COUNTY JAIL. . . . .	1	N	N	Y	N	N	N	N	Y	NA	-
BUTLER COUNTY	COUNTY JAIL. . . . .	1	N	N	Y	N	N	N	N	Y	NA	6
CHAUTAQUA COUNTY	COUNTY JAIL. . . . .	1	N	N	N	Y	N	N	N	Y	NA	-
CHEROKEE COUNTY	COUNTY JAIL. . . . .	1	N	N	Y	N	N	N	Y	Y	NA	-
CHEYENNE COUNTY	COUNTY JAIL. . . . .	1	N	N	Y	N	N	N	N	Y	NA	-
CLARK COUNTY	COUNTY JAIL. . . . .	1	N	N	Y	N	N	N	N	Y	NA	-
CLOUD COUNTY	COUNTY JAIL. . . . .	1	N	N	Y	N	N	N	Y	Y	NA	-
COWLEY COUNTY	COUNTY JAIL. . . . .	1	N	N	Y	N	N	N	Y	N	NA	1
CRAWFORD COUNTY	COUNTY JAIL. . . . .	1	N	N	N	Y	N	N	Y	Y	NA	-
DECATUR COUNTY	COUNTY JAIL. . . . .	1	N	N	Y	N	N	N	N	Y	NA	-
DICKINSON COUNTY	COUNTY JAIL. . . . .	1	N	N	Y	N	Y	N	Y	N	NA	-
DONIPHAN COUNTY	COUNTY JAIL. . . . .	12	N	N	N	Y	N	N	N	Y	NA	-
DOUGLAS COUNTY	COUNTY JAIL. . . . .	2	N	N	Y	N	N	Y	Y	N	NA	11
EDWARDS COUNTY	COUNTY JAIL. . . . .	1	N	N	N	Y	N	N	N	Y	HA	-
ELK COUNTY	COUNTY JAIL. . . . .	26	N	N	Y	N	N	N	Y	N	NA	-
ELLIS COUNTY	COUNTY JAIL. . . . .	1	N	N	N	Y	N	N	Y	Y	NA	-
ELLSWORTH COUNTY	COUNTY JAIL. . . . .	1	N	N	N	Y	N	N	N	Y	NA	1
FINNEY COUNTY	COUNTY JAIL. . . . .	1	N	N	N	Y	N	N	N	Y	NA	-
FORD COUNTY	COUNTY JAIL. . . . .	2	N	N	N	Y	N	N	N	Y	NA	-
FRANKLIN COUNTY	COUNTY JAIL. . . . .	1	N	N	Y	N	N	N	Y	N	NA	-
GEARY COUNTY	COUNTY JAIL. . . . .	1	N	N	Y	N	N	N	Y	Y	NA	2
GRAHAM COUNTY	COUNTY JAIL. . . . .	1	N	N	N	Y	N	Y	N	Y	NA	-
GRANT COUNTY	COUNTY JAIL. . . . .	1	N	N	Y	N	N	N	N	Y	NA	-
GREENWOOD COUNTY	COUNTY JAIL. . . . .	2	N	N	Y	N	N	N	N	Y	NA	2
	EUREKA CITY JAIL. . . . .	1	N	N	N	N	N	N	N	Y	NA	-
HARPER COUNTY	COUNTY JAIL. . . . .	1	N	N	N	Y	N	N	N	Y	NA	-
HARVEY COUNTY	COUNTY JAIL. . . . .	NA	N	N	N	N	N	N	N	N	NA	-
HODGEMAN COUNTY	COUNTY JAIL. . . . .	1	N	N	Y	N	N	N	Y	Y	NA	-
JEFFERSON COUNTY	COUNTY JAIL. . . . .	8	N	N	Y	N	N	N	Y	N	NA	-
JEWELL COUNTY	COUNTY JAIL. . . . .	1	N	N	Y	N	N	N	N	Y	NA	-
JOHNSON COUNTY	COUNTY JAIL. . . . .	2	N	Y	Y	N	Y	N	Y	Y	NA	5
KEARNY COUNTY	COUNTY JAIL. . . . .	1	N	N	Y	N	N	N	Y	N	NA	-
KINGMAN COUNTY	COUNTY JAIL. . . . .	1	N	N	Y	N	N	N	N	Y	NA	-
KIOWA COUNTY	COUNTY JAIL. . . . .	1	N	N	Y	N	Y	N	Y	N	NA	-
LABETTE COUNTY	COUNTY JAIL. . . . .	1	N	N	Y	N	N	N	Y	Y	NA	1
LANE COUNTY	COUNTY JAIL. . . . .	1	N	N	Y	N	N	N	Y	Y	NA	-
LEAVENWORTH COUNTY	COUNTY JAIL. . . . .	1	Y	N	N	N	N	N	N	Y	NA	7
LINCOLN COUNTY	COUNTY JAIL. . . . .	1	N	N	N	Y	N	N	N	Y	NA	-
LYON COUNTY	COUNTY JAIL. . . . .	2	N	N	Y	N	N	N	Y	N	NA	2
MCPHERSON COUNTY	COUNTY JAIL. . . . .	1	N	N	Y	N	N	N	N	Y	NA	1
MARION COUNTY	COUNTY JAIL. . . . .	1	N	N	N	Y	N	N	N	Y	NA	-
MEADE COUNTY	COUNTY JAIL. . . . .	1	N	N	N	Y	N	N	N	Y	NA	-
MIAMI COUNTY	COUNTY JAIL. . . . .	3	N	N	Y	N	N	N	Y	Y	NA	-

Table 4. Medical services, by county, by local jail within county—Continued

Name of county	Name of jail	Are inmates given--		The person who administers physical exam (Y=Yes, N=No)					Medical facilities available in the jail (Y=Yes, N=No)				
		medical screening <sup>1</sup>	physical exam <sup>2</sup>	Doctor	Nurse	Para-med	Admitting officer	Other <sup>3</sup>	None	Medical examining room	Infirmary		Other
											With-out beds	With beds	
KANSAS--CONTINUED													
MITCHELL COUNTY	COUNTY JAIL. . . . .	1	2	N	N	N	N	N	Y	N	N	N	N
MONTGOMERY COUNTY	COUNTY JAIL. . . . .	2	2	N	N	N	N	N	N	Y	N	N	N
MORRIS COUNTY	COUNTY JAIL. . . . .	1	2	N	N	N	N	N	Y	N	N	N	N
MORTON COUNTY	COUNTY JAIL. . . . .	3	2	N	N	N	N	N	Y	N	N	N	N
NEOSHO COUNTY	COUNTY JAIL. . . . .	1	2	N	N	N	N	N	Y	N	N	N	N
NESS COUNTY	COUNTY JAIL. . . . .	1	3	Y	N	N	N	N	N	Y	N	N	N
NORTON COUNTY	COUNTY JAIL. . . . .	1	2	N	N	N	N	N	Y	N	N	N	N
OSBORNE COUNTY	COUNTY JAIL. . . . .	1	2	N	N	N	N	N	Y	N	N	N	N
OTTAWA COUNTY	COUNTY JAIL. . . . .	3	2	N	N	N	N	N	Y	N	N	N	N
PAWNEE COUNTY	COUNTY JAIL. . . . .	1	3	Y	N	N	N	N	Y	N	N	N	N
POTTAWATOMIE COUNTY	COUNTY JAIL. . . . .	1	3	Y	N	N	N	N	Y	N	N	N	N
PRATT COUNTY	COUNTY JAIL. . . . .	1	3	Y	N	N	N	N	Y	N	N	N	N
RAWLINS COUNTY	COUNTY JAIL. . . . .	1	2	N	N	N	N	N	Y	N	N	N	N
RENO COUNTY	COUNTY JAIL. . . . .	2	2	N	N	N	N	N	Y	N	N	N	N
REPUBLIC COUNTY	COUNTY JAIL. . . . .	1	2	N	N	N	N	N	Y	N	N	N	N
RICE COUNTY	COUNTY JAIL. . . . .	1	3	Y	N	N	N	N	Y	N	N	N	N
RILEY COUNTY	COUNTY JAIL. . . . .	2	2	N	N	N	N	N	Y	N	N	N	N
ROOKS COUNTY	COUNTY JAIL. . . . .	3	3	Y	Y	N	N	N	Y	N	N	N	N
RUSSELL COUNTY	COUNTY JAIL. . . . .	2	2	N	N	N	N	N	Y	N	N	N	N
SALINE COUNTY	COUNTY JAIL. . . . .	2	2	N	N	N	N	N	Y	N	N	N	N
SCOTT COUNTY	COUNTY JAIL. . . . .	1	2	N	N	N	N	N	Y	N	N	N	N
SEDGWICK COUNTY	COUNTY JAIL. . . . .	1	1	N	N	N	N	Y	N	Y	N	N	N
SEWARD COUNTY	COUNTY JAIL. . . . .	1	2		N	N	N	N	Y	N	N	N	N
SHAWNEE COUNTY	COUNTY JAIL. . . . .	3	3	Y	Y	N	N	N	N	Y	N	N	N
SHERIDAN COUNTY	COUNTY JAIL. . . . .	1	2	N	N	N	N	N	Y	N	N	N	N
SHERMAN COUNTY	COUNTY JAIL. . . . .	1	2	N	N	N	N	N	Y	N	N	N	N
SMITH COUNTY	COUNTY JAIL. . . . .	3	2	N	N	N	N	N	Y	N	N	N	N
STANTON COUNTY	COUNTY JAIL. . . . .	3	2	N	N	N	N	N	Y	N	N	N	N
STEVENS COUNTY	COUNTY JAIL. . . . .	2	2	N	N	N	N	N	Y	N	N	N	N
SUMNER COUNTY	COUNTY JAIL. . . . .	1	1	Y	N	N	N	N	Y	N	N	N	N
THOMAS COUNTY	COUNTY JAIL. . . . .	1	2	N	N	N	N	N	Y	N	N	N	N
WABAUNSEE COUNTY	COUNTY JAIL. . . . .	3	2	N	N	N	N	N	Y	N	N	N	N
WALLACE COUNTY	COUNTY JAIL. . . . .	1	3	Y	N	N	N	N	Y	N	N	N	N
WASHINGTON COUNTY	COUNTY JAIL. . . . .	3	2	N	N	N	N	N	Y	N	N	N	N
WILSON COUNTY	COUNTY JAIL. . . . .	3	2	N	N	N	N	N	Y	N	N	N	N
WOODSON COUNTY	COUNTY JAIL. . . . .	1	2	N	N	N	N	N	Y	N	N	N	N
WYANDOTTE COUNTY	COUNTY JAIL. . . . .	1	3	Y	Y	N	N	N	N	N	N	Y	N
KANSAS CITY JAIL		1	3	Y	Y	N	N	N	Y	N	N	N	N
STATE TOTAL				N 63 Y 22	N 78 Y 7	N 84 Y 1	N 83 Y 2	N 83 Y 2	N 13 Y 73	N 76 Y 10	N 86 Y 0	N 85 Y 1	N 85 Y 1

See footnotes at end of table.

Table 4. Medical services, by county, by local jail within county—Continued

Name of county	Name of jail	Number of miles to the nearest medical facility (i.e., hospital, clinic)	Availability of medical personnel within the jail (Y=Yes, N=No)								Frequency of sick calls in jail <sup>4</sup>	Number of inmates on medication under prescription <sup>5</sup>	
			Doctor(s)				Nurse(s) and/or paramedic(s)						
			Daily	Weekly	On call	Never	Daily	Weekly	On call	Never			
KANSAS--CONTINUED													
MITCHELL COUNTY	COUNTY JAIL. . . . .	2	N	N	Y	N	N	N	N	N	Y	NA	-
MONTGOMERY COUNTY	COUNTY JAIL. . . . .	1	N	N	Y	N	N	N	N	N	Y	NA	4
MORRIS COUNTY	COUNTY JAIL. . . . .	1	N	N	Y	N	N	N	N	N	Y	NA	-
MORTON COUNTY	COUNTY JAIL. . . . .	1	N	N	Y	N	N	N	N	N	Y	NA	-
NEOSHO COUNTY	COUNTY JAIL. . . . .	1	N	N	Y	N	N	N	N	N	Y	NA	-
NESS COUNTY	COUNTY JAIL. . . . .	1	N	N	Y	N	N	N	N	N	Y	NA	-
NORTON COUNTY	COUNTY JAIL. . . . .	1	N	N	Y	N	N	N	N	N	Y	NA	2
OSBORNE COUNTY	COUNTY JAIL. . . . .	1	N	N	Y	N	N	N	N	N	Y	NA	-
OTTAWA COUNTY	COUNTY JAIL. . . . .	1	N	N	Y	N	N	N	N	N	Y	NA	-
PAWNEE COUNTY	COUNTY JAIL. . . . .	1	N	N	Y	N	N	N	N	N	Y	NA	-
POTTAWATOMIE COUNTY	COUNTY JAIL. . . . .	1	N	N	Y	N	N	N	N	N	Y	NA	1
PRATT COUNTY	COUNTY JAIL. . . . .	1	N	N	Y	N	N	N	N	N	Y	NA	-
RAWLINS COUNTY	COUNTY JAIL. . . . .	3	N	N	Y	N	N	N	N	N	Y	NA	-
RENO COUNTY	COUNTY JAIL. . . . .	1	N	N	Y	N	N	N	N	N	Y	NA	-
REPUBLIC COUNTY	COUNTY JAIL. . . . .	3	N	N	Y	N	N	N	N	N	Y	NA	-
RICE COUNTY	COUNTY JAIL. . . . .	1	N	N	Y	N	N	N	N	N	Y	NA	-
RILEY COUNTY	COUNTY JAIL. . . . .	1	N	N	Y	N	N	N	N	N	Y	NA	10
ROOKS COUNTY	COUNTY JAIL. . . . .	1	N	N	Y	N	N	N	N	N	Y	NA	-
RUSSELL COUNTY	COUNTY JAIL. . . . .	1	N	N	Y	N	N	N	N	N	Y	NA	-
SALINE COUNTY	COUNTY JAIL. . . . .	1	N	N	Y	N	N	N	N	N	Y	NA	-
SCOTT COUNTY	COUNTY JAIL. . . . .	1	N	N	Y	N	N	N	N	N	Y	NA	-
SEDGWICK COUNTY	COUNTY JAIL. . . . .	1	N	N	Y	N	N	N	N	N	Y	NA	6
SEWARD COUNTY	COUNTY JAIL. . . . .	2	N	N	Y	N	N	N	N	N	Y	NA	-
SHAWNEE COUNTY	COUNTY JAIL. . . . .	1	N	N	Y	N	N	N	N	N	Y	NA	3
SHERIDAN COUNTY	COUNTY JAIL. . . . .	2	N	Y	N	N	N	N	N	N	Y	NA	-
SHERMAN COUNTY	COUNTY JAIL. . . . .	1	N	N	Y	N	N	N	N	N	Y	NA	3
SMITH COUNTY	COUNTY JAIL. . . . .	1	N	N	Y	N	N	N	N	N	Y	NA	20
STANTON COUNTY	COUNTY JAIL. . . . .	1	N	N	Y	N	N	N	N	N	Y	NA	-
STEVENS COUNTY	COUNTY JAIL. . . . .	1	N	N	Y	N	N	N	N	N	Y	NA	-
SUMNER COUNTY	COUNTY JAIL. . . . .	1	N	N	Y	N	N	N	N	Y	Y	NA	-
THOMAS COUNTY	COUNTY JAIL. . . . .	1	N	N	Y	N	N	N	N	N	Y	NA	-
WABAUNSEE COUNTY	COUNTY JAIL. . . . .	1	N	N	Y	N	N	N	N	N	Y	NA	-
WALLACE COUNTY	COUNTY JAIL. . . . .	1	N	N	Y	N	N	N	N	Y	Y	NA	-
WASHINGTON COUNTY	COUNTY JAIL. . . . .	30	N	N	Y	N	N	N	N	N	Y	NA	-
WILSON COUNTY	COUNTY JAIL. . . . .	1	N	N	Y	N	N	N	N	N	Y	NA	1
WOODSON COUNTY	COUNTY JAIL. . . . .	1	N	N	Y	N	N	N	N	N	Y	NA	-
WYANDOTTE COUNTY	COUNTY JAIL. . . . .	1	N	N	Y	N	N	N	N	N	Y	NA	1
KANSAS CITY JAIL		4	Y	N	Y	N	N	N	N	N	Y	NA	-
STATE TOTAL		N 84 Y 2	N 84 Y 2	N 27 Y 59	N 62 Y 24	N 80 Y 6	N 80 Y 6	N 48 Y 38	N 20 Y 66		2 NA	15	-

Table 4. Medical services, by county, by local jail within county—Continued

Table with columns: Name of county, Name of jail, Are inmates given..., The person who administers physical exam (Yes/No), Medical facilities available in the jail (Yes/No), Frequency of sick calls in jail, Number of inmates on medication under prescription.

See footnotes at end of table.

Table 4. Medical services, by county, by local jail within county—Continued

Table with columns: Name of county, Name of jail, Number of miles to the nearest medical facility (i.e., hospital, clinic), Availability of medical personnel within the jail (Yes/No) for Doctor(s) and Nurse(s) and/or paramedic(s), Frequency of sick calls in jail, Number of inmates on medication under prescription.



Table 4. Medical services, by county, by local jail within county—Continued

Name of county	Name of jail	Are inmates given--		The person who administers physical exam (Y=Yes, N=No)					Medical facilities available in the jail (Y=Yes, N=No)				
		medical screening <sup>1</sup>	physical exam <sup>2</sup>	Doctor	Nurse	Para-med	Admitting officer	Other <sup>3</sup>	None	Medical examining room	Infirmary		Other
											With-out beds	With beds	
MICHIGAN--CONTINUED													
MACOMB COUNTY	COUNTY JAIL. . . . .	1	2	N	N	N	N	N	Y	Y	N	N	
MANISTEE COUNTY	COUNTY JAIL. . . . .	1	2	N	N	N	N	N	Y	N	N	N	
MARQUETTE COUNTY	COUNTY JAIL. . . . .	1	3	Y	N	N	N	N	Y	N	N	N	
MASON COUNTY	COUNTY JAIL. . . . .	2	3	NA	NA	NA	NA	NA	Y	N	N	N	
MECOSTA COUNTY	COUNTY JAIL. . . . .	3	3	Y	N	N	N	N	Y	N	N	N	
MENOMINEE COUNTY	COUNTY JAIL. . . . .	1	2	N	N	N	N	N	Y	N	N	N	
MIDLAND COUNTY	COUNTY JAIL. . . . .	1	1	Y	Y	N	N	N	Y	N	N	N	
MISSAUKEE COUNTY	COUNTY JAIL. . . . .	1	2	N	N	N	N	N	Y	N	N	N	
MONROE COUNTY	COUNTY JAIL. . . . .	1	3	Y	N	N	Y	Y	Y	N	N	N	
MONTCALM COUNTY	COUNTY JAIL. . . . .	1	2	N	N	N	N	N	Y	N	N	N	
MUSKEGON COUNTY	COUNTY JAIL. . . . .	1	3	Y	Y	N	N	N	Y	N	N	N	
NEWAYGO COUNTY	COUNTY JAIL. . . . .	1	2	N	N	N	N	N	Y	N	N	N	
OAKLAND COUNTY	COUNTY TRUSTY CAMP . . . . .	1	1	Y	Y	Y	N	N	Y	N	N	N	
	CO. LAW ENFORCEMENT COMPLEX. . . . .	1	3	Y	Y	Y	N	N	Y	N	Y	N	
	MADISON HEIGHTS CITY JAIL. . . . .	1	2	N	N	N	N	N	Y	N	N	N	
	ROYAL OAK CITY JAIL. . . . .	1	3	NA	NA	NA	NA	NA	Y	N	N	N	
OCEANA COUNTY	COUNTY JAIL. . . . .	1	2	N	N	N	N	N	Y	N	N	N	
OGEAW COUNTY	COUNTY JAIL. . . . .	3	3	Y	N	N	N	N	Y	N	N	N	
ONTONAGON COUNTY	COUNTY JAIL. . . . .	1	2	N	N	N	N	N	Y	N	N	N	
OSCEOLA COUNTY	COUNTY JAIL. . . . .	1	2	N	N	N	N	N	Y	N	N	N	
OTSEGO COUNTY	COUNTY JAIL. . . . .	1	3	NA	NA	NA	NA	NA	Y	N	N	N	
OTTAWA COUNTY	COUNTY JAIL. . . . .	1	2	N	N	N	N	N	Y	N	N	N	
PRESQUE ISLE COUNTY	COUNTY JAIL. . . . .	1	2	N	N	N	N	N	Y	N	N	N	
ROSCOMMON COUNTY	COUNTY JAIL. . . . .	1	2	N	N	N	N	N	Y	N	N	N	
SAGINAW COUNTY	COUNTY JAIL. . . . .	1	1	Y	Y	N	N	N	Y	N	Y	N	
ST. CLAIR COUNTY	COUNTY JAIL. . . . .	1	2	N	N	N	N	N	Y	N	N	N	
ST. JOSEPH COUNTY	COUNTY JAIL. . . . .	1	2	N	N	N	N	N	Y	N	N	N	
SANILAC COUNTY	COUNTY JAIL. . . . .	3	3	Y	N	N	N	N	Y	N	N	N	
SCHOOLCRAFT COUNTY	COUNTY JAIL. . . . .	1	2	N	N	N	N	N	Y	N	N	N	
SHIAWASSEE COUNTY	COUNTY JAIL. . . . .	1	3	Y	N	N	N	N	Y	Y	N	N	
TUSCOLA COUNTY	COUNTY JAIL. . . . .	1	2	N	N	N	N	N	Y	N	N	N	
VAN BUREN COUNTY	COUNTY JAIL. . . . .	NA	NA	N	N	N	N	N	N	N	N	N	
WASHTENAW COUNTY	COUNTY JAIL. . . . .	1	1	Y	Y	N	N	N	Y	N	N	N	
WAYNE COUNTY	COUNTY DETENTION ANNEX . . . . .	1	1	Y	Y	Y	N	N	Y	N	N	N	
	COUNTY JAIL. . . . .	1	1	N	Y	Y	N	N	Y	N	Y	N	
	DEARBORN CITY JAIL. . . . .	1	2	N	N	N	N	N	Y	N	N	N	
	DETROIT CITY HOUSE OF CORR. . . . .	1	3	Y	Y	N	N	N	Y	N	Y	Y	
	FLAT ROCK CITY JAIL. . . . .	1	2	N	N	N	N	N	Y	N	N	N	
	HIGHLAND PARK CITY JAIL. . . . .	2	2	N	N	N	N	N	Y	N	N	N	
	INKSTER CITY JAIL. . . . .	2	2	N	N	N	N	N	Y	N	N	N	
	LINCOLN PARK CITY JAIL. . . . .	1	2	N	N	N	N	N	Y	N	N	Y	
	RIVERVIEW CITY JAIL. . . . .	1	2	N	N	N	N	N	Y	N	N	N	
	SOUTHGATE CITY JAIL. . . . .	1	2	N	N	N	N	N	Y	N	N	N	
WEXFORD COUNTY	COUNTY JAIL. . . . .	1	2	N	N	N	N	N	Y	N	N	N	
STATE TOTAL				N 66 Y 23	N 73 Y 16	N 84 Y 5	N 82 Y 7	N 88 Y 1	N 35 Y 58	N 60 Y 33	N 91 Y 2	N 83 Y 10	N 90 Y 3

See footnotes at end of table.

Table 4. Medical services, by county, by local jail within county—Continued

Name of county	Name of jail	Number of miles to the nearest medical facility (i.e., hospital, clinic)	Availability of medical personnel within the jail (Y=Yes, N=No)								Frequency of sick calls in jail <sup>4</sup>	Number of inmates on medication under prescription <sup>5</sup>	
			Doctor(s)				Nurse(s) and/or paramedic(s)						
			Daily	Weekly	On call	Never	Daily	Weekly	On call	Never			
MICHIGAN--CONTINUED													
MACOMB COUNTY	COUNTY JAIL. . . . .	3	N	Y	Y	N	Y	N	N	N	Y	3	34
MANISTEE COUNTY	COUNTY JAIL. . . . .	5	N	N	Y	N	N	N	N	N	Y	NA	-
MARQUETTE COUNTY	COUNTY JAIL. . . . .	1	N	N	Y	N	N	N	N	N	Y	NA	2
MASON COUNTY	COUNTY JAIL. . . . .	1	N	N	Y	N	N	N	N	N	Y	NA	1
MECOSTA COUNTY	COUNTY JAIL. . . . .	1	N	N	Y	N	N	N	N	N	Y	NA	4
MENOMINEE COUNTY	COUNTY JAIL. . . . .	1	N	N	Y	N	N	N	N	N	Y	NA	2
MIDLAND COUNTY	COUNTY JAIL. . . . .	1	N	N	Y	N	N	N	N	N	Y	NA	3
MISSAUKEE COUNTY	COUNTY JAIL. . . . .	2	N	N	Y	N	N	N	N	N	Y	NA	-
MONROE COUNTY	COUNTY JAIL. . . . .	10	N	N	Y	N	N	N	Y	Y	Y	NA	20
MONTCALM COUNTY	COUNTY JAIL. . . . .	1	N	Y	Y	N	N	N	N	N	Y	NA	5
MUSKEGON COUNTY	COUNTY JAIL. . . . .	6	N	N	N	Y	N	N	N	N	Y	NA	14
NEWAYGO COUNTY	COUNTY JAIL. . . . .	1	N	Y	Y	N	Y	Y	Y	Y	Y	NA	5
OAKLAND COUNTY	COUNTY TRUSTY CAMP . . . . .	15	N	N	Y	N	N	N	N	N	Y	NA	5
	CO. LAW ENFORCEMENT COMPLEX. . . . .	5	N	N	Y	N	N	N	N	N	Y	NA	1
	MADISON HEIGHTS CITY JAIL. . . . .	2	N	N	Y	N	N	N	N	N	Y	NA	3
	ROYAL OAK CITY JAIL. . . . .	4	N	N	Y	N	N	N	N	N	Y	NA	116
OCEANA COUNTY	COUNTY JAIL. . . . .	1	N	N	Y	N	N	N	N	N	Y	NA	1
OGEAW COUNTY	COUNTY JAIL. . . . .	1	N	N	Y	N	N	N	N	N	Y	NA	1
ONTONAGON COUNTY	COUNTY JAIL. . . . .	1	N	N	Y	N	N	N	N	N	Y	NA	1
OSCEOLA COUNTY	COUNTY JAIL. . . . .	1	N	N	N	Y	N	N	N	N	Y	NA	2
OTSEGO COUNTY	COUNTY JAIL. . . . .	1	N	N	N	Y	N	N	N	N	Y	NA	3
OTTAWA COUNTY	COUNTY JAIL. . . . .	1	N	N	N	Y	N	N	N	N	Y	NA	3
PRESQUE ISLE COUNTY	COUNTY JAIL. . . . .	1	N	N	N	Y	N	N	N	N	Y	NA	8
ROSCOMMON COUNTY	COUNTY JAIL. . . . .	1	N	N	Y	N	N	N	N	N	Y	NA	4
SAGINAW COUNTY	COUNTY JAIL. . . . .	1	N	N	Y	N	N	N	N	N	Y	NA	1
ST. CLAIR COUNTY	COUNTY JAIL. . . . .	1	Y	N	N	N	Y	N	N	N	Y	NA	2
ST. JOSEPH COUNTY	COUNTY JAIL. . . . .	1	N	N	Y	N	Y	N	N	N	Y	3	45
SANILAC COUNTY	COUNTY JAIL. . . . .	1	N	N	Y	N	N	N	N	N	Y	3	30
SCHOOLCRAFT COUNTY	COUNTY JAIL. . . . .	1	N	N	Y	N	N	N	N	N	Y	4	4
SHIAWASSEE COUNTY	COUNTY JAIL. . . . .	1	N	N	Y	N	N	N	N	N	Y	NA	2
TUSCOLA COUNTY	COUNTY JAIL. . . . .	4	N	N	Y	N	Y	N	N	N	Y	NA	1
VAN BUREN COUNTY	COUNTY JAIL. . . . .	1	N	N	Y	N	N	N	N	N	Y	NA	6
WASHTENAW COUNTY	COUNTY JAIL. . . . .	NA	N	N	N	N	N	N	N	N	Y	NA	5
WAYNE COUNTY	COUNTY DETENTION ANNEX . . . . .	2	Y	N	Y	N	Y	N	N	N	N	-0	-
	COUNTY JAIL. . . . .	1	N	Y	Y	N	Y	N	N	N	Y	3	102
	DEARBORN CITY JAIL. . . . .	3	N	N	Y	N	Y	N	N	N	N	3	27
	DETROIT CITY HOUSE OF CORR. . . . .	15	N	N	Y	N	Y	N	N	N	N	NA	68
	FLAT ROCK CITY JAIL. . . . .	1	N	N	Y	N	Y	N	N	N	Y	3	80
	HIGHLAND PARK CITY JAIL. . . . .	5	N	N	Y	N	Y	N	N	N	Y	NA	-
	INKSTER CITY JAIL. . . . .	1	N	N	Y	N	Y	N	N	N	Y	NA	-
	LINCOLN PARK CITY JAIL. . . . .	2	N	N	Y	N	Y	N	N	N	Y	NA	-
	RIVERVIEW CITY JAIL. . . . .	2	N	N	Y	N	Y	N	N	N	Y	NA	-
	SOUTHGATE CITY JAIL. . . . .	4	N	N	Y	N	Y	N	N	N	Y	NA	-
WEXFORD COUNTY	COUNTY JAIL. . . . .	1	N	N	Y	N	Y	N	N	N	Y	NA	3
STATE TOTAL			N 87 Y 6	N 85 Y 8	N 39 Y 54	N 58 Y 35	N 77 Y 16	N 86 Y 7	N 67 Y 26	N 17 Y 76		1 045	

Table 4. Medical services, by county, by local jail within county—Continued

Name of county	Name of jail	Are inmates given--		The person who administers physical exam (Y=Yes, N=No)					Medical facilities available in the jail (Y=Yes, N=No)				
		medical screening <sup>1</sup>	physical exam <sup>2</sup>	Doctor	Nurse	Para-med	Admitting officer	Other <sup>3</sup>	None	Medical examining room	Infirmary		Other
											With-out beds	With beds	
MINNESOTA (65 JAILS)													
AITKIN COUNTY	COUNTY JAIL. . . . .	1	3	Y	N	N	N	N	Y	N	N	N	N
ANOKA COUNTY	COUNTY JAIL. . . . .	1	3	Y	N	N	N	N	N	Y	N	N	N
BECKER COUNTY	COUNTY JAIL. . . . .	1	2	N	N	N	N	N	Y	N	N	N	N
BELTRAMI COUNTY	COUNTY JAIL. . . . .	3	3	Y	N	N	N	N	Y	N	N	N	N
BLUE EARTH COUNTY	COUNTY JAIL. . . . .	1	2	N	N	N	N	N	N	N	N	Y	N
BROWN COUNTY	COUNTY JAIL. . . . .	1	2	N	N	N	N	N	Y	N	N	N	N
CARVER COUNTY	COUNTY JAIL. . . . .	1	2	N	N	N	N	N	Y	N	N	N	N
CASS COUNTY	COUNTY JAIL. . . . .	1	3	Y	N	Y	N	N	Y	N	N	N	N
CHIPPEWA COUNTY	COUNTY JAIL. . . . .	1	2	N	N	N	N	N	Y	N	Y	N	N
CLAY COUNTY	COUNTY JAIL. . . . .	2	2	N	N	N	N	N	Y	N	N	N	N
CROW WING COUNTY	COUNTY JAIL. . . . .	3	2	N	N	N	N	N	Y	N	N	N	N
DAKOTA COUNTY	COUNTY JAIL. . . . .	1	2	N	N	N	N	N	Y	N	N	N	N
FARIBAULT COUNTY	COUNTY JAIL. . . . .	1	2	N	N	N	N	N	Y	N	N	N	N
FILLMORE COUNTY	COUNTY JAIL. . . . .	1	2	N	N	N	N	N	Y	N	N	N	N
FREEBORN COUNTY	COUNTY JAIL. . . . .	1	3	Y	N	N	N	N	Y	N	N	N	N
GOODHUE COUNTY	COUNTY JAIL. . . . .	1	2	N	N	N	N	N	Y	N	N	N	N
HENNEPIN COUNTY	COUNTY CORRECTIONS FACILITY, COUNTY JAIL. . . . .	3	3	Y	Y	N	N	N	N	Y	N	N	N
HOUSTON COUNTY	COUNTY JAIL. . . . .	1	2	N	N	N	N	N	Y	N	N	N	N
ISANTI COUNTY	COUNTY JAIL. . . . .	3	2	N	N	N	N	N	Y	N	N	N	N
ITASCA COUNTY	COUNTY JAIL. . . . .	2	2	N	N	N	N	N	Y	N	N	N	N
JACKSON COUNTY	COUNTY JAIL. . . . .	1	3	Y	N	N	N	N	Y	N	N	N	N
KANDIYOHI COUNTY	COUNTY JAIL. . . . .	3	3	Y	Y	N	N	N	Y	N	N	N	N
KOOCHICHING COUNTY	COUNTY JAIL. . . . .	2	2	N	N	N	N	N	Y	N	N	N	N
LAC QUI PARLE COUNTY	COUNTY JAIL. . . . .	1	3	Y	N	N	N	N	Y	N	N	N	N
LAKE COUNTY	COUNTY JAIL. . . . .	1	2	N	N	N	N	N	Y	N	N	N	N
LE SUEUR COUNTY	COUNTY JAIL. . . . .	1	2	N	N	N	N	N	Y	N	N	N	N
LINCOLN COUNTY	COUNTY JAIL. . . . .	1	3	Y	N	N	N	N	Y	N	N	N	N
LYON COUNTY	MARSHALL CITY JAIL. . . . .	1	2	N	N	N	N	N	Y	N	N	N	N
MC LEOD COUNTY	COUNTY JAIL. . . . .	1	3	Y	N	N	Y	N	Y	N	N	N	N
MARSHALL COUNTY	COUNTY LAW ENFORCEMENT CENTER	3	2	N	N	N	N	N	Y	N	N	N	N
MARTIN COUNTY	COUNTY JAIL. . . . .	1	2	N	N	N	N	N	Y	N	N	N	N
MEEKER COUNTY	COUNTY JAIL. . . . .	1	3	Y	N	N	N	N	Y	N	N	N	N
MILLE LACS COUNTY	COUNTY JAIL. . . . .	2	2	N	N	N	N	N	Y	N	N	N	N
MORRISON COUNTY	COUNTY JAIL. . . . .	2	2	N	N	N	N	N	Y	N	N	N	N
MOWER COUNTY	COUNTY JAIL. . . . .	1	2	N	N	N	N	N	N	Y	N	N	N
NICOLLET COUNTY	COUNTY JAIL. . . . .	1	2	N	N	N	N	N	Y	N	N	N	N
NOBLES COUNTY	COUNTY JAIL. . . . .	2	2	N	N	N	N	N	Y	N	N	N	N
OLMSTED COUNTY	COUNTY JAIL. . . . .	1	3	Y	N	N	N	N	Y	N	N	N	N
OTTER TAIL COUNTY	COUNTY JAIL. . . . .	3	2	N	N	N	N	N	Y	N	N	N	N
PENNINGTON COUNTY	COUNTY JAIL. . . . .	1	2	N	N	N	N	N	Y	N	N	N	N
PINE COUNTY	COUNTY JAIL. . . . .	2	2	N	N	N	N	N	Y	N	N	N	N
RAMSEY COUNTY	COUNTY WORKSHOP, COUNTY JAIL. . . . .	1	1	Y	Y	N	N	N	N	Y	N	Y	N
REDWOOD COUNTY	COUNTY JAIL. . . . .	1	2	N	N	N	N	N	Y	N	N	N	N
RENVILLE COUNTY	COUNTY JAIL. . . . .	2	2	N	N	N	N	N	Y	N	N	N	N
RICE COUNTY	COUNTY JAIL. . . . .	1	2	N	N	N	N	N	Y	N	N	N	N
ROCK COUNTY	COUNTY JAIL. . . . .	1	2	N	N	N	N	N	Y	N	N	N	N
ROSEAU COUNTY	COUNTY JAIL. . . . .	1	3	N	N	N	Y	N	Y	N	N	N	N

See footnotes at end of table.

Table 4. Medical services, by county, by local jail within county—Continued

Name of county	Name of jail	Number of miles to the nearest medical facility (i.e., hospital, clinic)	Availability of medical personnel within the jail (Y=Yes, N=No)								Frequency of sick calls in jail <sup>4</sup>	Number of inmates on medication under prescription <sup>5</sup>
			Doctor(s)				Nurse(s) and/or paramedic(s)					
			Daily	Weekly	On call	Never	Daily	Weekly	On call	Never		
MINNESOTA (65 JAILS)												
AITKIN COUNTY	COUNTY JAIL. . . . .	1	N	N	Y	N	N	N	Y	N	NA	-
ANOKA COUNTY	COUNTY JAIL. . . . .	2	N	N	Y	N	N	N	Y	N	NA	17
BECKER COUNTY	COUNTY JAIL. . . . .	1	N	N	Y	N	N	N	Y	N	NA	1
BELTRAMI COUNTY	COUNTY JAIL. . . . .	1	N	N	Y	N	N	N	Y	N	NA	-
BLUE EARTH COUNTY	COUNTY JAIL. . . . .	1	N	N	N	Y	N	N	N	Y	NA	1
BROWN COUNTY	COUNTY JAIL. . . . .	3	N	N	Y	N	N	N	N	Y	NA	-
CARVER COUNTY	COUNTY JAIL. . . . .	1	N	N	Y	N	N	N	N	Y	NA	-
CASS COUNTY	COUNTY JAIL. . . . .	1	N	N	Y	N	N	N	N	Y	NA	-
CHIPPEWA COUNTY	COUNTY JAIL. . . . .	28	N	N	N	Y	N	N	Y	N	NA	7
CLAY COUNTY	COUNTY JAIL. . . . .	1	N	N	Y	N	N	N	Y	Y	NA	-
CROW WING COUNTY	COUNTY JAIL. . . . .	1	N	N	Y	N	N	N	N	Y	NA	-
DAKOTA COUNTY	COUNTY JAIL. . . . .	1	N	N	Y	N	N	N	N	Y	NA	2
FARIBAULT COUNTY	COUNTY JAIL. . . . .	1	Y	N	Y	N	N	N	Y	N	NA	2
FILLMORE COUNTY	COUNTY JAIL. . . . .	1	N	N	Y	N	N	N	N	Y	NA	3
FREEBORN COUNTY	COUNTY JAIL. . . . .	3	N	N	Y	N	N	N	N	Y	NA	-
GOODHUE COUNTY	COUNTY JAIL. . . . .	1	N	N	N	Y	N	N	Y	Y	NA	1
HENNEPIN COUNTY	COUNTY CORRECTIONS FACILITY, COUNTY JAIL. . . . .	12	N	N	Y	N	N	N	N	Y	NA	3
HOUSTON COUNTY	COUNTY JAIL. . . . .	1	Y	N	Y	N	N	Y	N	N	NA	3
ISANTI COUNTY	COUNTY JAIL. . . . .	1	N	N	Y	N	N	N	N	Y	3	147
ITASCA COUNTY	COUNTY JAIL. . . . .	1	N	N	N	Y	N	N	N	Y	3	25
JACKSON COUNTY	COUNTY JAIL. . . . .	1	N	N	Y	N	N	N	N	Y	NA	-
KANDIYOHI COUNTY	COUNTY JAIL. . . . .	1	N	N	Y	N	N	N	Y	Y	NA	3
KOOCHICHING COUNTY	COUNTY JAIL. . . . .	1	N	N	Y	N	N	N	Y	Y	NA	-
LAC QUI PARLE COUNTY	COUNTY JAIL. . . . .	1	N	N	N	Y	N	N	N	Y	NA	4
LAKE COUNTY	COUNTY JAIL. . . . .	1	N	N	Y	N	N	N	N	Y	NA	-
LE SUEUR COUNTY	COUNTY JAIL. . . . .	1	N	N	Y	N	N	N	N	Y	NA	-
LINCOLN COUNTY	COUNTY JAIL. . . . .	14	N	N	Y	N	N	N	N	Y	NA	-
LYON COUNTY	MARSHALL CITY JAIL. . . . .	1	N	N	Y	N	N	N	N	Y	NA	-
MC LEOD COUNTY	COUNTY JAIL. . . . .	1	N	N	N	Y	N	N	N	N	NA	-
MARSHALL COUNTY	COUNTY LAW ENFORCEMENT CENTER	1	N	N	Y	N	N	N	N	Y	NA	-
MARTIN COUNTY	COUNTY JAIL. . . . .	1	N	N	Y	N	N	N	N	Y	NA	-
MEEKER COUNTY	COUNTY JAIL. . . . .	1	N	N	Y	N	N	N	N	Y	NA	1
MILLE LACS COUNTY	COUNTY JAIL. . . . .	1	N	N	Y	N	N	N	N	Y	NA	1
MORRISON COUNTY	COUNTY JAIL. . . . .	1	N	N	Y	N	N	N	N	Y	NA	2
MOWER COUNTY	COUNTY JAIL. . . . .	1	N	N	Y	N	N	N	Y	Y	NA	4
NICOLLET COUNTY	COUNTY JAIL. . . . .	1	N	N	Y	N	N	N	Y	N	NA	1
NOBLES COUNTY	COUNTY JAIL. . . . .	1	N	N	Y	N	N	N	N	Y	NA	-
OLMSTED COUNTY	COUNTY JAIL. . . . .	1	N	N	Y	N	N	N	N	Y	NA	-
OTTER TAIL COUNTY	COUNTY JAIL. . . . .	1	N	N	Y	N	N	N	N	N	NA	2
PENNINGTON COUNTY	COUNTY JAIL. . . . .	1	N	N	N	Y	N	N	N	Y	NA	4
PINE COUNTY	COUNTY JAIL. . . . .	1	N	N	N	Y	N	N	N	Y	NA	3
RAMSEY COUNTY	COUNTY WORKSHOP, COUNTY JAIL. . . . .	5	N	N	Y	N	N	N	Y	Y	NA	-
REDWOOD COUNTY	COUNTY JAIL. . . . .	7	N	Y	Y	N	N	Y	Y	Y	NA	-
RENVILLE COUNTY	COUNTY JAIL. . . . .	1	N	N	Y	N	N	N	Y	N	3	20
RICE COUNTY	COUNTY JAIL. . . . .	1	N	N	Y	N	N	N	N	Y	NA	-
ROCK COUNTY	COUNTY JAIL. . . . .	1	N	N	N	Y	N	N	N	Y	NA	1
ROSEAU COUNTY	COUNTY JAIL. . . . .	1	N	N	Y	N	N	N	N	Y	NA	-
		1	N	N	Y	N	N	N	N	Y	NA	1

Table 4. Medical services, by county, by local jail within county—Continued

Name of county	Name of jail	Are inmates given--		The person who administers physical exam (Y=Yes, N=No)					Medical facilities available in the jail (Y=Yes, N=No)				
		medical screening <sup>1</sup>	physical exam <sup>2</sup>	Doctor	Nurse	Para-med	Admitting officer	Other <sup>3</sup>	None	Medical exam-ling room	Infirmary		Other
											With-out beds	With beds	
MINNESOTA--CONTINUED													
ST. LOUIS COUNTY	NE REGIONAL CORRECTIONS CTR. COUNTY JAIL. . . . .	1	2	N	N	N	N	N	Y	N	N	N	
	CHISHOLM CITY JAIL. . . . .	1	2	N	N	N	N	N	Y	N	N	N	
	HIBBING CITY JAIL. . . . .	2	2	N	N	N	N	N	Y	N	N	N	
SCOTT COUNTY	COUNTY JAIL. . . . .	1	2	N	N	N	N	N	Y	N	N	N	
SIBLEY COUNTY	COUNTY JAIL. . . . .	1	2	N	N	N	N	N	Y	N	N	N	
STEARNS COUNTY	COUNTY JAIL. . . . .	3	2	N	N	N	N	N	Y	N	N	N	
STEELE COUNTY	COUNTY JAIL. . . . .	1	2	N	N	N	N	N	Y	N	N	N	
TODD COUNTY	COUNTY JAIL. . . . .	2	2	N	N	N	N	N	Y	N	N	N	
WABASHA COUNTY	COUNTY JAIL. . . . .	2	2	N	N	N	N	N	Y	N	N	N	
WADENA COUNTY	COUNTY JAIL. . . . .	2	2	N	N	N	N	N	Y	N	N	N	
WASECA COUNTY	COUNTY JAIL. . . . .	2	2	N	N	N	N	N	Y	N	N	N	
WASHINGTON COUNTY	COUNTY JAIL. . . . .	1	2	N	N	N	N	N	Y	N	N	N	
WINONA COUNTY	COUNTY JAIL. . . . .	1	3	Y	N	N	N	N	Y	N	N	N	
WRIGHT COUNTY	COUNTY JAIL. . . . .	2	2	N	N	N	N	N	Y	N	N	N	
YELLOW MEDICINE COUNTY	COUNTY JAIL. . . . .	1	2	N	N	N	N	N	Y	N	N	N	
STATE TOTAL				N 50 Y 15	N 62 Y 3	N 64 Y 1	N 63 Y 2	N 65 Y 0	N 8 Y 57	N 59 Y 6	N 65 Y 0	N 65 Y 0	

See footnotes at end of table.

Table 4. Medical services, by county, by local jail within county—Continued

Name of county	Name of jail	Number of miles to the nearest medical facility (i.e., hospital, clinic)	Availability of medical personnel within the jail (Y=Yes, N=No)								Frequency of sick calls in jail <sup>4</sup>	Number of inmates on medication under prescription <sup>5</sup>		
			Doctor(s)				Nurse(s) and/or paramedic(s)							
			Daily	Weekly	On call	Never	Daily	Weekly	On call	Never				
MINNESOTA--CONTINUED														
ST. LOUIS COUNTY	NE REGIONAL CORRECTIONS CTR. COUNTY JAIL. . . . .	21	N	Y	Y	N	N	N	N	N	N	Y	3	6
	CHISHOLM CITY JAIL. . . . .	1	N	N	Y	N	N	N	N	N	N	Y	1	16
	HIBBING CITY JAIL. . . . .	1	N	N	Y	N	N	N	N	N	N	Y	NA	-
SCOTT COUNTY	COUNTY JAIL. . . . .	1	N	N	Y	N	N	N	N	N	N	Y	NA	-
SIBLEY COUNTY	COUNTY JAIL. . . . .	1	N	N	Y	N	N	N	N	N	N	Y	NA	2
STEARNS COUNTY	COUNTY JAIL. . . . .	1	N	N	Y	N	N	N	N	N	N	Y	NA	-
STEELE COUNTY	COUNTY JAIL. . . . .	1	N	N	Y	N	N	N	N	N	N	Y	NA	2
TODD COUNTY	COUNTY JAIL. . . . .	1	N	N	Y	N	N	N	N	N	N	Y	NA	1
WABASHA COUNTY	COUNTY JAIL. . . . .	1	N	N	Y	N	N	N	N	N	N	Y	NA	-
WADENA COUNTY	COUNTY JAIL. . . . .	1	N	N	N	Y	N	N	N	N	N	Y	NA	1
WASECA COUNTY	COUNTY JAIL. . . . .	1	N	N	N	Y	N	N	N	N	N	Y	NA	1
WASHINGTON COUNTY	COUNTY JAIL. . . . .	1	N	N	Y	N	N	N	N	N	N	Y	NA	1
WINONA COUNTY	COUNTY JAIL. . . . .	2	N	N	Y	N	N	N	N	N	N	Y	NA	4
WRIGHT COUNTY	COUNTY JAIL. . . . .	1	N	N	N	Y	N	N	N	N	N	Y	NA	3
YELLOW MEDICINE COUNTY	COUNTY JAIL. . . . .	1	N	N	Y	N	N	N	N	N	N	Y	NA	1
STATE TOTAL			N 62 Y 3	N 62 Y 3	N 13 Y 52	N 52 Y 13	N 63 Y 2	N 59 Y 6	N 36 Y 29	N 15 Y 50			NA	328

Table 4. Medical services, by county, by local jail within county—Continued

Name of county	Name of jail	The person who administers physical exam (Y=Yes, N=No)						Medical facilities available in the jail (Y=Yes, N=No)					
		Are inmates given--						Medical exam- ing room		Infirmary		Other	
		medical screening <sup>1</sup>	physical exam <sup>2</sup>	Doctor	Nurse	Para- medic	Admitting officer	Other <sup>3</sup>	None	Medical exam- ing room	With- out beds	With beds	Other
MISSOURI (137 JAILS)	COUNTY JAIL. . . . .	1	3	Y	N	N	N	N	Y	N	N	N	
ADAIR COUNTY	COUNTY JAIL. . . . .	1	2	N	N	N	N	N	Y	N	N	N	
ANDREW COUNTY	COUNTY JAIL. . . . .	3	2	N	N	N	N	N	Y	N	N	N	
ATCHISON COUNTY	COUNTY JAIL. . . . .	1	2	N	N	N	N	N	Y	N	N	N	
AUDRAIN COUNTY	COUNTY JAIL. . . . .	1	2	N	N	N	N	N	Y	N	N	N	
BARRY COUNTY	COUNTY JAIL. . . . .	1	2	N	N	N	N	N	Y	N	N	N	
BARTON COUNTY	COUNTY JAIL. . . . .	1	3	Y	N	N	N	N	Y	N	N	N	
BATES COUNTY	COUNTY JAIL. . . . .	1	2	N	N	N	N	N	Y	N	N	N	
BENTON COUNTY	COUNTY JAIL. . . . .	1	2	N	N	N	N	N	Y	N	N	N	
BOLLINGER COUNTY	COUNTY JAIL. . . . .	1	2	N	N	N	N	N	Y	N	N	N	
BOONE COUNTY	COUNTY JAIL. . . . .	1	2	N	N	N	N	N	Y	N	N	N	
BUCHANAN COUNTY	COUNTY JAIL. . . . .	2	2	N	N	N	N	N	Y	N	N	N	
BUTLER COUNTY	COUNTY JAIL. . . . .	2	2	N	N	N	N	N	Y	N	N	N	
CALLAWAY COUNTY	COUNTY JAIL. . . . .	2	2	N	N	N	N	N	Y	N	N	N	
CAMDEN COUNTY	COUNTY JAIL. . . . .	1	2	N	N	N	N	N	Y	N	N	N	
CAPE GIRARDEAU COUNTY	COUNTY JAIL. . . . .	1	1	N	N	N	N	N	Y	N	N	Y	
	CAPE GIRARDEAU CITY JAIL . . . . .	1	3	N	N	N	Y	Y	N	N	N	N	
CARROLL COUNTY	COUNTY JAIL. . . . .	1	2	N	N	N	N	N	Y	N	N	N	
CARTER COUNTY	COUNTY JAIL. . . . .	2	2	N	N	N	N	N	Y	N	N	N	
CASS COUNTY	COUNTY JAIL. . . . .	3	2	N	N	N	N	N	Y	N	N	N	
CEDAR COUNTY	COUNTY JAIL. . . . .	1	2	N	N	N	N	N	Y	N	N	N	
CHARITON COUNTY	COUNTY JAIL. . . . .	1	2	N	N	N	N	N	Y	N	N	N	
CHRISTIAN COUNTY	COUNTY JAIL. . . . .	3	2	N	N	N	N	N	Y	N	N	N	
CLARK COUNTY	COUNTY JAIL. . . . .	1	2	N	N	N	N	N	Y	N	N	N	
CLAY COUNTY	COUNTY JAIL. . . . .	1	3	N	N	N	N	N	Y	N	N	N	
	COUNTY JAIL. . . . .	1	2	N	N	N	N	N	Y	N	N	N	
	EXCELSIOR SPRINGS CITY JAIL. . . . .	2	2	N	N	N	N	N	Y	N	N	N	
CLINTON COUNTY	COUNTY JAIL. . . . .	1	2	N	N	N	N	N	Y	N	N	N	
COLE COUNTY	COUNTY JAIL. . . . .	3	2	N	N	N	N	N	Y	N	N	N	
COOPER COUNTY	COUNTY JAIL. . . . .	3	2	N	N	N	N	N	Y	N	N	N	
COFFEE COUNTY	COUNTY JAIL. . . . .	1	2	N	N	N	N	N	Y	N	N	N	
CRAWFORD COUNTY	COUNTY JAIL. . . . .	2	2	N	N	N	N	N	Y	N	N	N	
DADE COUNTY	COUNTY JAIL. . . . .	2	2	N	N	N	N	N	Y	N	N	N	
DALLAS COUNTY	COUNTY JAIL. . . . .	1	2	N	N	N	N	N	Y	N	N	N	
DAVIESS COUNTY	COUNTY JAIL. . . . .	2	2	N	N	N	N	N	Y	N	N	N	
DENT COUNTY	COUNTY JAIL. . . . .	1	2	N	N	N	N	N	Y	N	N	N	
DOUGLAS COUNTY	COUNTY JAIL. . . . .	1	2	N	N	N	N	N	Y	N	N	N	
DUNKLIN COUNTY	COUNTY JAIL. . . . .	2	2	N	N	N	N	N	Y	N	N	N	
FRANKLIN COUNTY	COUNTY JAIL. . . . .	1	1	N	N	N	N	N	Y	N	N	N	
	PACIFIC CITY JAIL. . . . .	1	2	N	N	N	N	N	Y	N	N	N	
GASCONADE COUNTY	COUNTY JAIL. . . . .	2	2	N	N	N	N	N	Y	N	N	N	
	HERMANN CITY JAIL. . . . .	1	2	N	N	N	N	N	Y	N	N	N	
	OWENSVILLE CITY JAIL. . . . .	1	2	N	N	N	N	N	Y	N	N	N	
GENTRY COUNTY	COUNTY JAIL. . . . .	1	2	N	N	N	N	N	Y	N	N	N	
GREENE COUNTY	COUNTY JAIL. . . . .	1	3	Y	N	N	N	N	Y	N	N	N	
GRUNDY COUNTY	COUNTY JAIL. . . . .	1	2	N	N	N	N	N	Y	N	N	N	
	TRENTON CITY JAIL. . . . .	1	2	N	N	N	N	N	Y	N	N	N	
HARRISON COUNTY	COUNTY JAIL. . . . .	1	3	Y	N	N	N	N	Y	N	N	N	
HENRY COUNTY	COUNTY JAIL. . . . .	1	3	Y	N	N	N	N	Y	N	N	N	
HICKORY COUNTY	COUNTY JAIL. . . . .	1	2	N	N	N	N	N	Y	N	N	N	
HOLT COUNTY	COUNTY JAIL. . . . .	2	2	N	N	N	N	N	Y	N	N	N	
HOWARD COUNTY	COUNTY JAIL. . . . .	1	2	N	N	N	N	N	Y	N	N	N	

See footnotes at end of table.

Table 4. Medical services, by county, by local jail within county—Continued

Name of county	Name of jail	Number of miles to the nearest medi- cal facility (i.e., hospital, clinic)	Availability of medical personnel within the jail (Y=Yes, N=No)								Frequency of sick calls in jail <sup>4</sup>	Number of inmates on medication under pre- scription <sup>5</sup>
			Doctor(s)				Nurse(s) and/or paramedic(s)					
			Daily	Weekly	On call	Never	Daily	Weekly	On call	Never		
MISSOURI (137 JAILS)												
ADAIR COUNTY	COUNTY JAIL. . . . .	1	N	N	Y	N	N	N	N	Y	NA	5
ANDREW COUNTY	COUNTY JAIL. . . . .	15	N	N	Y	N	N	N	N	Y	NA	1
ATCHISON COUNTY	COUNTY JAIL. . . . .	12	N	N	Y	N	N	N	Y	N	NA	-
AUDRAIN COUNTY	COUNTY JAIL. . . . .	1	N	N	Y	N	N	N	N	Y	NA	1
BARRY COUNTY	COUNTY JAIL. . . . .	1	N	N	Y	N	N	N	N	Y	NA	3
BARTON COUNTY	COUNTY JAIL. . . . .	5	N	N	Y	N	N	N	N	Y	NA	-
BATES COUNTY	COUNTY JAIL. . . . .	1	N	N	Y	N	N	N	N	Y	NA	3
	BUTLER CITY JAIL . . . . .	1	N	N	Y	N	N	N	N	Y	NA	-
BENTON COUNTY	COUNTY JAIL. . . . .	2	N	N	Y	N	N	N	Y	Y	NA	4
BOLLINGER COUNTY	COUNTY JAIL. . . . .	1	N	N	Y	N	N	N	Y	Y	NA	1
BOONE COUNTY	COUNTY JAIL. . . . .	1	N	N	Y	N	N	N	Y	Y	NA	4
	CENTRALIA CITY JAIL. . . . .	1	N	N	N	Y	N	N	N	N	NA	-
BUCHANAN COUNTY	COUNTY JAIL. . . . .	1	N	N	Y	N	N	Y	Y	Y	NA	8
BUTLER COUNTY	COUNTY JAIL. . . . .	1	N	N	N	Y	N	N	N	Y	NA	3
CALLAWAY COUNTY	COUNTY JAIL. . . . .	1	N	N	Y	N	N	N	N	Y	NA	-
	FULTON CITY JAIL . . . . .	1	N	N	Y	N	N	N	N	Y	NA	-
CAMDEN COUNTY	COUNTY JAIL. . . . .	1	N	N	Y	N	N	N	N	Y	NA	1
CAPE GIRARDEAU COUNTY	COUNTY JAIL. . . . .	6	N	N	Y	N	N	N	N	Y	NA	3
	CAPE GIRARDEAU CITY JAIL . . . . .	2	N	N	N	Y	N	Y	Y	Y	NA	-
CARROLL COUNTY	COUNTY JAIL. . . . .	1	N	N	Y	N	N	N	Y	Y	NA	5
CARTER COUNTY	COUNTY JAIL. . . . .	5	N	N	Y	N	N	N	N	Y	NA	-
CASS COUNTY	COUNTY JAIL. . . . .	1	N	N	Y	N	N	N	N	Y	NA	-
CEDAR COUNTY	COUNTY JAIL. . . . .	22	N	N	N	Y	N	N	N	Y	NA	-
CHARITON COUNTY	COUNTY JAIL. . . . .	8	N	N	Y	N	N	N	N	Y	NA	-
CHRISTIAN COUNTY	COUNTY JAIL. . . . .	12	N	N	Y	N	N	N	Y	N	NA	2
CLARK COUNTY	COUNTY JAIL. . . . .	25	N	N	Y	N	N	N	N	Y	NA	-
CLAY COUNTY	COUNTY JAIL. . . . .	5	N	N	Y	N	N	N	Y	Y	NA	5
	EXCELSIOR SPRINGS CITY JAIL. . . . .	2	N	N	N	Y	N	Y	Y	Y	NA	-
CLINTON COUNTY	COUNTY JAIL. . . . .	1	N	N	N	Y	N	N	N	Y	NA	-
COLE COUNTY	COUNTY JAIL. . . . .	2	N	N	Y	N	N	N	N	Y	NA	10
COOPER COUNTY	COUNTY JAIL. . . . .	2	N	N	Y	N	N	N	N	Y	NA	-
CRAWFORD COUNTY	COUNTY JAIL. . . . .	8	N	N	Y	N	N	N	N	Y	NA	-
DADE COUNTY	COUNTY JAIL. . . . .	8	N	N	Y	N	N	N	N	Y	NA	-
DALLAS COUNTY	COUNTY JAIL. . . . .	1	N	N	Y	N	N	N	N	Y	NA	-
DAVIESS COUNTY	COUNTY JAIL. . . . .	15	N	N	N	Y	N	N	N	Y	NA	-
DENT COUNTY	COUNTY JAIL. . . . .	2	N	N	Y	N	N	N	Y	Y	NA	-
DOUGLAS COUNTY	COUNTY JAIL. . . . .	15	N	N	N	Y	N	N	N	Y	NA	-
DUNKLIN COUNTY	COUNTY JAIL. . . . .	1	N	N	Y	N	N	N	N	Y	NA	-
FRANKLIN COUNTY	COUNTY JAIL. . . . .	1	N	N	N	Y	N	N	N	Y	NA	3
	PACIFIC CITY JAIL. . . . .	1	N	N	N	Y	N	N	N	Y	NA	-
GASCONADE COUNTY	COUNTY JAIL. . . . .	1	N	N	N	Y	N	N	N	Y	NA	-
	HERMANN CITY JAIL. . . . .	1	N	N	Y	N	N	N	Y	N	NA	-
	OWENSVILLE CITY JAIL . . . . .	1	N	N	N	Y	N	N	N	Y	NA	-
GENTRY COUNTY	COUNTY JAIL. . . . .	1	N	N	Y	N	N	N	N	Y	NA	-
GREENE COUNTY	COUNTY JAIL. . . . .	1	Y	N	N	N	N	N	N	Y	3	-
GRUNDY COUNTY	COUNTY JAIL. . . . .	1	N	N	N	Y	N	N	N	Y	NA	2
	TRENTON CITY JAIL. . . . .	1	N	N	N	Y	N	N	N	Y	NA	-
HARRISON COUNTY	COUNTY JAIL. . . . .	1	N	N	N	Y	N	N	N	Y	NA	2
HENRY COUNTY	COUNTY JAIL. . . . .	3	N	N	Y	N	N	N	N	Y	NA	1
HICKORY COUNTY	COUNTY JAIL. . . . .	5	N	N	Y	N	N	N	N	Y	NA	-
HOLT COUNTY	COUNTY JAIL. . . . .	35	N	N	Y	N	N	N	N	Y	NA	-
HOWARD COUNTY	COUNTY JAIL. . . . .	1	N	N	Y	N	N	N	N	Y	NA	2

Table 4. Medical services, by county, by local jail within county—Continued

Name of county	Name of jail	Are inmates given--		The person who administers physical exam (Y=Yes, N=No)					Medical facilities available in the jail (Y=Yes, N=No)				
		medical screening <sup>1</sup>	physical exam <sup>2</sup>	Doctor	Nurse	Para-med	Admitting officer	Other <sup>3</sup>	None	Medical exam- ing room	Infirmery		
											With- out beds	With beds	Other
MISSOURI--CONTINUED													
HOWELL COUNTY	COUNTY JAIL. . . . .	1	2	N	N	N	N	N	Y	N	N	N	N
IRON COUNTY	COUNTY JAIL. . . . .	3	2	N	N	N	N	N	Y	N	N	N	N
JACKSON COUNTY	COUNTY JAIL. . . . .	1	3	N	N	Y	N	N	N	Y	N	Y	Y
	KANSAS CITY MUN. CORR. INST.	1	1	Y	Y	Y	N	N	N	Y	N	Y	Y
	LEES SUMMIT CITY JAIL. . . . .	3	2	N	N	N	N	N	Y	N	N	N	N
JASPER COUNTY	COUNTY JAIL. . . . .	1	3	Y	N	N	N	N	N	Y	N	Y	N
	CARTHAGE CITY JAIL . . . . .	2	2	N	N	N	N	N	Y	N	N	N	N
	JOPLIN CITY JAIL . . . . .	1	2	N	N	N	N	N	Y	N	N	N	N
JEFFERSON COUNTY	COUNTY JAIL. . . . .	1	2	N	N	N	N	N	Y	N	N	N	N
JOHNSON COUNTY	COUNTY JAIL. . . . .	1	2	N	N	N	N	N	Y	N	N	N	N
KNOX COUNTY	COUNTY JAIL. . . . .	1	2	N	N	N	N	N	Y	N	N	N	N
LACLEDE COUNTY	COUNTY JAIL. . . . .	3	2	N	N	N	N	N	Y	N	N	N	N
LAFAYETTE COUNTY	COUNTY JAIL. . . . .	3	2	N	N	N	N	N	Y	N	N	N	N
LAWRENCE COUNTY	COUNTY JAIL. . . . .	1	2	N	N	N	N	N	Y	N	N	N	N
LINCOLN COUNTY	COUNTY JAIL. . . . .	2	2	N	N	N	N	N	Y	N	N	N	N
MCDONALD COUNTY	COUNTY JAIL. . . . .	1	2	N	N	N	N	N	Y	N	N	N	N
MACON COUNTY	COUNTY JAIL. . . . .	1	2	N	N	N	N	N	Y	N	N	N	N
MADISON COUNTY	COUNTY JAIL. . . . .	2	2	N	N	N	N	N	Y	N	N	N	N
MARIES COUNTY	COUNTY JAIL. . . . .	1	2	N	N	N	N	N	Y	N	N	N	N
MARION COUNTY	COUNTY JAIL. . . . .	1	2	N	N	N	N	N	Y	N	N	N	N
	HANNIBAL CITY JAIL . . . . .	1	2	N	N	N	N	N	Y	N	N	N	N
MERCER COUNTY	COUNTY JAIL. . . . .	1	3	N	N	N	N	N	Y	N	N	N	N
MILLER COUNTY	COUNTY JAIL. . . . .	1	2	N	N	N	N	N	Y	N	N	N	N
MISSISSIPPI COUNTY	COUNTY JAIL. . . . .	1	2	N	N	N	N	N	Y	N	N	N	N
MONITEAU COUNTY	COUNTY JAIL. . . . .	2	2	N	N	N	N	N	Y	N	N	N	N
MONROE COUNTY	COUNTY JAIL. . . . .	1	2	N	N	N	N	N	Y	N	N	N	N
MONTGOMERY COUNTY	COUNTY JAIL. . . . .	2	2	N	N	N	N	N	Y	N	N	N	N
MORGAN COUNTY	COUNTY JAIL. . . . .	1	2	N	N	N	N	N	Y	N	N	N	N
NEWTON COUNTY	COUNTY JAIL. . . . .	1	3	Y	N	Y	N	N	Y	N	N	N	N
NODAWAY COUNTY	COUNTY JAIL. . . . .	3	3	Y	N	N	N	N	Y	N	N	N	N
OREGON COUNTY	COUNTY JAIL. . . . .	1	2	N	N	N	N	N	Y	N	N	N	N
OSAGE COUNTY	COUNTY JAIL. . . . .	1	2	N	N	N	N	N	Y	N	N	N	N
OZARK COUNTY	COUNTY JAIL. . . . .	3	2	N	N	N	N	N	Y	N	N	N	N
PEMISCOT COUNTY	COUNTY JAIL. . . . .	1	2	N	N	N	N	N	Y	N	N	N	N
	CARUTHERSVILLE CITY JAIL . . . . .	2	2	N	N	N	N	N	Y	N	N	N	N
	HAYTI CITY JAIL. . . . .	2	2	N	N	N	N	N	Y	N	N	N	N
PERRY COUNTY	COUNTY JAIL. . . . .	3	2	N	N	N	N	N	Y	N	N	N	N
PETTIS COUNTY	COUNTY JAIL. . . . .	1	3	Y	N	N	N	N	Y	N	N	N	N
	SEDALIA CITY JAIL. . . . .	3	2	N	N	N	N	N	Y	N	N	N	N
PHELPS COUNTY	COUNTY JAIL. . . . .	1	2	N	N	N	N	N	Y	N	N	N	N
	ROLLA CITY JAIL. . . . .	1	2	N	N	N	N	N	Y	N	N	N	N
PIKE COUNTY	COUNTY JAIL. . . . .	2	2	N	N	N	N	N	Y	N	N	N	N
POLK COUNTY	COUNTY JAIL. . . . .	2	2	N	N	N	N	N	Y	N	N	N	N
PULASKI COUNTY	COUNTY JAIL. . . . .	1	2	N	N	N	N	N	Y	N	N	N	N
PUTNAM COUNTY	COUNTY JAIL. . . . .	1	2	N	N	N	N	N	Y	N	N	N	N
RALLS COUNTY	COUNTY JAIL. . . . .	1	2	N	N	N	N	N	Y	N	N	N	N
RANDOLPH COUNTY	COUNTY JAIL. . . . .	1	2	N	N	N	N	N	Y	N	N	N	N
	HOBERLY CITY JAIL. . . . .	3	2	N	N	N	N	N	Y	N	N	N	N
RAY COUNTY	COUNTY JAIL. . . . .	1	3	Y	N	N	N	N	Y	N	N	N	N
REYNOLDS COUNTY	COUNTY JAIL. . . . .	2	2	N	N	N	N	N	Y	N	N	N	N
RIPLEY COUNTY	COUNTY JAIL. . . . .	2	2	N	N	N	N	N	Y	N	N	N	N
ST. CHARLES COUNTY	COUNTY JAIL. . . . .	1	2	N	N	N	N	N	Y	N	N	N	N
ST. CLAIR COUNTY	COUNTY JAIL. . . . .	1	3	Y	N	N	N	N	Y	N	N	N	N

See footnotes at end of table.

Table 4. Medical services, by county, by local jail within county—Continued

Name of county	Name of jail	Number of miles to the nearest medical facility (i.e., hospital, clinic)	Availability of medical personnel within the jail (Y=Yes, N=No)								Frequency of sick calls in jail <sup>4</sup>	Number of inmates on medication under prescription <sup>5</sup>
			Doctor(s)				Nurse(s) and/or paramedic(s)					
			Daily	Weekly	On call	Never	Daily	Weekly	On call	Never		
MISSOURI--CONTINUED												
HOWELL COUNTY	COUNTY JAIL. . . . .	2	N	N	Y	N	N	N	N	Y	NA	-
IRON COUNTY	COUNTY JAIL. . . . .	2	N	N	Y	N	N	N	N	Y	NA	-
JACKSON COUNTY	COUNTY JAIL. . . . .	2	N	Y	Y	N	Y	N	N	N	2	60
	KANSAS CITY MUN. CORR. INST.	8	Y	N	N	N	Y	N	N	N	3	16
	LEES SUMMIT CITY JAIL. . . . .	3	N	N	Y	N	N	N	Y	Y	NA	-
JASPER COUNTY	COUNTY JAIL. . . . .	2	N	N	Y	N	N	Y	N	Y	1	24
	CARTHAGE CITY JAIL . . . . .	2	N	N	Y	N	N	N	Y	Y	NA	-
	JOPLIN CITY JAIL . . . . .	4	N	N	N	Y	N	Y	N	Y	NA	-
JEFFERSON COUNTY	COUNTY JAIL. . . . .	15	N	N	Y	N	N	N	N	Y	NA	4
JOHNSON COUNTY	COUNTY JAIL. . . . .	2	N	N	Y	N	N	N	N	Y	NA	8
KNOX COUNTY	COUNTY JAIL. . . . .	25	N	N	Y	N	N	N	N	Y	NA	-
LACLEDE COUNTY	COUNTY JAIL. . . . .	1	N	N	N	Y	N	N	N	Y	NA	1
LAFAYETTE COUNTY	COUNTY JAIL. . . . .	1	N	N	Y	N	N	N	Y	Y	NA	2
LAWRENCE COUNTY	COUNTY JAIL. . . . .	2	N	N	Y	N	N	N	N	Y	NA	-
LINCOLN COUNTY	COUNTY JAIL. . . . .	1	N	N	Y	N	N	N	N	Y	NA	-
MCDONALD COUNTY	COUNTY JAIL. . . . .	12	N	N	Y	N	N	N	Y	N	NA	1
MACON COUNTY	COUNTY JAIL. . . . .	1	N	N	Y	N	N	N	N	Y	NA	-
MADISON COUNTY	COUNTY JAIL. . . . .	1	N	N	N	Y	N	N	N	Y	NA	-
MARIES COUNTY	COUNTY JAIL. . . . .	1	N	N	Y	N	N	N	Y	Y	NA	-
MARION COUNTY	COUNTY JAIL. . . . .	15	N	N	Y	N	N	N	N	Y	NA	1
	HANNIBAL CITY JAIL . . . . .	1	N	N	N	Y	N	N	N	Y	NA	-
MERCER COUNTY	COUNTY JAIL. . . . .	1	N	N	Y	N	N	N	N	Y	NA	-
MILLER COUNTY	COUNTY JAIL. . . . .	30	N	N	Y	N	N	N	Y	Y	NA	-
MISSISSIPPI COUNTY	COUNTY JAIL. . . . .	13	N	N	N	Y	N	N	Y	Y	NA	3
MONITEAU COUNTY	COUNTY JAIL. . . . .	1	N	N	N	Y	N	N	N	Y	NA	-
MONROE COUNTY	COUNTY JAIL. . . . .	30	N	N	Y	N	N	N	N	Y	NA	-
MONTGOMERY COUNTY	COUNTY JAIL. . . . .	1	N	N	N	Y	N	N	N	Y	NA	2
MORGAN COUNTY	COUNTY JAIL. . . . .	1	N	N	Y	N	N	N	N	Y	NA	-
NEWTON COUNTY	COUNTY JAIL. . . . .	1	N	N	Y	N	N	Y	Y	Y	NA	-
NODAWAY COUNTY	COUNTY JAIL. . . . .	3	N	N	N	Y	N	N	N	Y	NA	-
OREGON COUNTY	COUNTY JAIL. . . . .	30	N	N	Y	N	N	N	N	Y	NA	-
OSAGE COUNTY	COUNTY JAIL. . . . .	1	N	N	Y	N	N	N	N	Y	NA	-
OZARK COUNTY	COUNTY JAIL. . . . .	18	N	N	N	Y	N	N	N	Y	NA	-
PEMISCOT COUNTY	COUNTY JAIL. . . . .	4	N	N	N	Y	N	N	N	Y	NA	-
	CARUTHERSVILLE CITY JAIL . . . . .	5	N	N	N	Y	N	N	N	Y	NA	-
	HAYTI CITY JAIL. . . . .	1	N	N	N	Y	N	N	N	Y	NA	-
PERRY COUNTY	COUNTY JAIL. . . . .	1	N	N	Y	N	N	N	Y	Y	NA	-
PETTIS COUNTY	COUNTY JAIL. . . . .	1	N	N	Y	N	N	N	N	Y	NA	5
	SEDALIA CITY JAIL. . . . .	1	N	N	Y	N	N	N	Y	N	NA	-
PHELPS COUNTY	COUNTY JAIL. . . . .	1	N	N	Y	N	N	N	N	Y	NA	-
	ROLLA CITY JAIL. . . . .	3	N	N	Y	N	N	N	N	Y	NA	-
PIKE COUNTY	COUNTY JAIL. . . . .	8	N	N	Y	N	N	N	N	Y	NA	-
POLK COUNTY	COUNTY JAIL. . . . .	1	N	N	N	Y	N	N	Y	Y	NA	-
PULASKI COUNTY	COUNTY JAIL. . . . .	1	N	N	Y	N	N	N	Y	N	NA	-
PUTNAM COUNTY	COUNTY JAIL. . . . .	1	N	N	Y	N	N	N	N	Y	NA	-
RALLS COUNTY	COUNTY JAIL. . . . .	9	N	N	Y	N	II	N	N	Y	NA	-
RANDOLPH COUNTY	COUNTY JAIL. . . . .	6	N	N	Y	N	N	N	Y	Y	NA	1
	HOBERLY CITY JAIL. . . . .	1	N	N	Y	N	N	N	N	Y	NA	-
RAY COUNTY	COUNTY JAIL. . . . .	1	N	N	Y	N	N	N	Y	Y	NA	7
REYNOLDS COUNTY	COUNTY JAIL. . . . .	30	N	N	N	Y	N	N	N	Y	NA	-
RIPLEY COUNTY	COUNTY JAIL. . . . .	1	N	N	Y	N	N	N	Y	N	NA	1
ST. CHARLES COUNTY	COUNTY JAIL. . . . .	1	N	N	N	Y	N	N	N	Y	NA	6
ST. CLAIR COUNTY	COUNTY JAIL. . . . .	1	N	N	N	Y	N	Y	Y	Y	NA	-

Table 4. Medical services, by county, by local jail within county—Continued

Name of county	Name of jail	Are inmates given--		The person who administers physical exam (Y=Yes, N=No)					Medical facilities available in the jail (Y=Yes, N=No)				
		medical screening <sup>1</sup>	physical exam <sup>2</sup>	Doctor	Nurse	Para-med	Admitting officer	Other <sup>3</sup>	None	Medical examining room	Infirmary		Other
											With-out beds	With beds	
MISSOURI--CONTINUED													
ST. FRANCOIS COUNTY	COUNTY JAIL. . . . .	1	2	N	N	N	N	N	Y	N	N	N	
ST. LOUIS COUNTY	COUNTY JAIL. . . . .	1	1	N	Y	N	N	N	N	Y	N	Y	
	COUNTY CORRECTIONAL INST.	1	1	Y	N	Y	N	N	N	Y	N	Y	
	JENNINGS CITY JAIL. . . . .	1	2	N	N	N	N	N	N	Y	N	N	
	KIRKWOOD CITY JAIL. . . . .	2	2	N	N	N	N	N	Y	N	N	N	
	ROCK HILL CITY JAIL. . . . .	2	2	N	N	N	N	N	Y	N	N	N	
	UNIVERSITY CITY JAIL. . . . .	1	3	N	N	N	N	Y	Y	N	N	N	
ST. LOUIS CITY	MUNICIPAL JAIL. . . . .	1	1	N	Y	N	N	N	N	Y	N	N	
	MEDIUM SECURITY INSTITUTION.	1	1	N	Y	N	N	N	N	Y	N	N	
STE. GENEVIEVE COUNTY	COUNTY JAIL. . . . .	2	2	N	N	N	N	N	Y	N	N	N	
SALINE COUNTY	COUNTY JAIL. . . . .	2	2	N	N	N	N	N	Y	N	N	N	
	MARSHALL CITY JAIL. . . . .	2	2	N	N	N	N	N	Y	N	N	N	
SCHUYLER COUNTY	COUNTY JAIL. . . . .	2	2	N	N	N	N	N	Y	N	N	N	
SCOTLAND COUNTY	COUNTY JAIL. . . . .	1	2	N	N	N	N	N	Y	N	N	N	
SCOTT COUNTY	COUNTY JAIL. . . . .	1	2	N	N	N	N	N	Y	N	N	N	
	SIKESTON CITY JAIL. . . . .	2	2	N	N	N	N	N	Y	N	N	N	
SHANNON COUNTY	COUNTY JAIL. . . . .	1	2	N	N	N	N	N	Y	N	N	N	
SHELBY COUNTY	COUNTY JAIL. . . . .	3	2	N	N	N	N	N	Y	N	N	N	
STODDARD COUNTY	COUNTY JAIL. . . . .	3	2	N	N	N	N	N	Y	N	N	N	
STONE COUNTY	COUNTY JAIL. . . . .	1	2	N	N	N	N	N	Y	N	N	N	
SULLIVAN COUNTY	COUNTY JAIL. . . . .	1	2	N	N	N	N	N	Y	N	N	N	
TANEY COUNTY	COUNTY JAIL. . . . .	2	2	N	N	N	N	N	Y	N	N	N	
	BRANSON CITY JAIL. . . . .	1	2	N	N	N	N	N	Y	N	N	N	
TEXAS COUNTY	COUNTY JAIL. . . . .	3	2	N	N	N	N	N	Y	N	N	N	
VERNON COUNTY	COUNTY JAIL. . . . .	1	2	N	N	N	N	N	Y	N	N	N	
WARREN COUNTY	COUNTY JAIL. . . . .	1	2	N	N	N	N	N	Y	N	N	N	
WASHINGTON COUNTY	COUNTY JAIL. . . . .	3	2	N	N	N	N	N	Y	N	N	N	
	POTOSI CITY JAIL. . . . .	3	2	N	N	N	N	N	Y	N	N	N	
WAYNE COUNTY	COUNTY JAIL. . . . .	1	2	N	N	N	N	N	Y	N	N	N	
WEBSTER COUNTY	COUNTY JAIL. . . . .	1	2	N	N	N	N	N	Y	N	N	N	
WORTH COUNTY	COUNTY JAIL. . . . .	2	2	N	N	N	N	N	Y	N	N	N	
WRIGHT COUNTY	COUNTY JAIL. . . . .	3	2	N	N	N	N	N	Y	N	N	N	
STATE TOTAL				N 125 Y 12	N 130 Y 7	N 132 Y 5	N 135 Y 2	N 137 Y 0	N 12 Y 125	N 127 Y 10	N 136 Y 1	N 132 Y 5	N 133 Y 4

See footnotes at end of table.

Table 4. Medical services, by county, by local jail within county—Continued

Name of county	Name of jail	Number of miles to the nearest medical facility (i.e., hospital, clinic)	Availability of medical personnel within the jail (Y=Yes, N=No)								Frequency of sick calls in jail <sup>4</sup>	Number of inmates on medication under prescription <sup>5</sup>	
			Doctor(s)				Nurse(s) and/or paramedic(s)						
			Daily	Weekly	On call	Never	Daily	Weekly	On call	Never			
MISSOURI--CONTINUED													
ST. FRANCOIS COUNTY	COUNTY JAIL. . . . .	1	N	N	Y	N	N	N	N	N	Y	NA	14
ST. LOUIS COUNTY	COUNTY JAIL. . . . .	1	N	Y	Y	N	Y	N	Y	Y	Y	2	60
	COUNTY CORRECTIONAL INST.	20	Y	N	N	N	Y	N	N	Y	N	NA	29
	JENNINGS CITY JAIL. . . . .	11	N	N	N	Y	N	N	N	N	Y	NA	-
	KIRKWOOD CITY JAIL. . . . .	1	N	N	N	Y	N	N	N	Y	Y	NA	-
	ROCK HILL CITY JAIL. . . . .	2	N	N	N	Y	N	N	N	N	Y	NA	-
	UNIVERSITY CITY JAIL. . . . .	3	N	N	N	Y	N	N	N	N	Y	NA	-
ST. LOUIS CITY	MUNICIPAL JAIL. . . . .	5	Y	N	N	N	Y	N	N	N	Y	3	150
	MEDIUM SECURITY INSTITUTION.	5	Y	N	N	N	Y	N	N	N	Y	3	38
STE. GENEVIEVE COUNTY	COUNTY JAIL. . . . .	1	N	N	Y	N	N	N	N	N	Y	NA	-
SALINE COUNTY	COUNTY JAIL. . . . .	2	N	N	Y	N	N	N	N	Y	Y	NA	6
	MARSHALL CITY JAIL. . . . .	1	N	N	Y	N	N	N	N	Y	Y	NA	-
SCHUYLER COUNTY	COUNTY JAIL. . . . .	8	N	N	N	Y	N	N	N	N	Y	NA	-
SCOTLAND COUNTY	COUNTY JAIL. . . . .	1	N	N	Y	N	N	N	N	Y	Y	NA	-
SCOTT COUNTY	COUNTY JAIL. . . . .	20	N	N	Y	N	N	N	N	N	Y	NA	7
	SIKESTON CITY JAIL. . . . .	1	N	N	Y	N	N	N	N	N	Y	NA	-
SHANNON COUNTY	COUNTY JAIL. . . . .	32	N	N	Y	N	N	N	N	N	Y	NA	-
SHELBY COUNTY	COUNTY JAIL. . . . .	1	N	N	Y	N	N	N	N	Y	Y	NA	-
STODDARD COUNTY	COUNTY JAIL. . . . .	5	N	N	Y	N	N	N	N	N	Y	NA	2
STONE COUNTY	COUNTY JAIL. . . . .	8	N	N	N	Y	N	N	N	N	Y	NA	-
SULLIVAN COUNTY	COUNTY JAIL. . . . .	1	N	N	N	Y	N	N	N	N	Y	NA	-
TANEY COUNTY	COUNTY JAIL. . . . .	15	N	N	Y	N	N	N	N	N	Y	NA	-
	BRANSON CITY JAIL. . . . .	1	N	N	Y	N	N	N	N	N	Y	NA	-
TEXAS COUNTY	COUNTY JAIL. . . . .	1	N	N	Y	N	N	N	N	N	Y	NA	-
VERNON COUNTY	COUNTY JAIL. . . . .	1	N	N	N	Y	N	N	N	N	Y	NA	-
WARREN COUNTY	COUNTY JAIL. . . . .	20	N	N	Y	N	N	N	N	N	Y	NA	1
WASHINGTON COUNTY	COUNTY JAIL. . . . .	1	N	N	Y	N	N	N	N	N	Y	NA	2
	POTOSI CITY JAIL. . . . .	1	N	N	N	Y	N	N	N	N	Y	NA	1
WAYNE COUNTY	COUNTY JAIL. . . . .	30	N	N	Y	N	N	N	N	Y	Y	NA	2
WEBSTER COUNTY	COUNTY JAIL. . . . .	1	N	N	Y	N	N	Y	N	Y	Y	NA	2
WORTH COUNTY	COUNTY JAIL. . . . .	1	N	N	Y	N	N	N	N	Y	Y	NA	-
WRIGHT COUNTY	COUNTY JAIL. . . . .	12	N	N	Y	N	N	N	N	Y	Y	NA	-
STATE TOTAL			N 132 Y 5	N 135 Y 2	N 45 Y 91	N 96 Y 41	N 130 Y 7	N 129 Y 8	N 99 Y 38	N 13 Y 124		524	



Table 4. Medical services, by county, by local jail within county—Continued

Name of county	Name of jail	Are inmates given--		The person who administers physical exam (Y=Yes, N=No)					Medical facilities available in the jail (Y=Yes, N=No)				
		medical screening <sup>1</sup>	physical exam <sup>1</sup>	Doctor	Nurse	Para-med	Admitting officer	Other <sup>1</sup>	None	Medical examining room	Infirmary		Other
											With-out beds	With beds	
NEBRASKA (77 JAILS)													
ADAMS COUNTY	COUNTY JAIL. . . . .	1	2	N	N	N	N	N	Y	N	N	N	N
ANTELOPE COUNTY	COUNTY JAIL. . . . .	1	2	N	N	N	N	N	Y	N	N	N	N
BOONE COUNTY	COUNTY JAIL. . . . .	1	3	Y	N	N	N	N	Y	N	N	N	N
BOX BUTTE COUNTY	COUNTY JAIL. . . . .	1	2	N	N	N	N	N	N	Y	N	N	N
BOYD COUNTY	COUNTY JAIL. . . . .	2	3	Y	N	N	N	N	Y	N	N	N	N
BROWN COUNTY	COUNTY JAIL. . . . .	2	2	N	N	N	N	N	N	N	N	N	N
BUFFALO COUNTY	COUNTY JAIL. . . . .	1	1	N	Y	N	N	N	N	N	N	N	Y
BUTLER COUNTY	COUNTY JAIL. . . . .	2	2	N	N	N	N	N	Y	N	N	N	N
CASS COUNTY	COUNTY JAIL. . . . .	1	2	N	N	N	N	N	Y	N	N	N	N
	PLATTSMOUTH CITY JAIL. . . . .	2	2	N	N	N	N	N	N	N	N	N	N
CEDAR COUNTY	COUNTY JAIL. . . . .	1	2	N	N	N	N	N	Y	N	N	N	N
CHASE COUNTY	COUNTY JAIL. . . . .	3	2	N	N	N	N	N	Y	N	N	N	N
CHERY COUNTY	COUNTY JAIL. . . . .	1	2	N	N	N	N	N	Y	N	N	N	N
CHEYENNE COUNTY	COUNTY JAIL. . . . .	1	2	N	N	N	N	N	Y	N	N	N	N
CLAY COUNTY	COUNTY JAIL. . . . .	1	3	Y	N	N	N	N	Y	N	N	N	N
COLFAX COUNTY	COUNTY JAIL. . . . .	1	2	N	N	N	N	N	Y	N	N	N	N
CUMING COUNTY	COUNTY JAIL. . . . .	1	2	N	N	N	N	N	Y	N	N	N	N
CUSTER COUNTY	COUNTY JAIL. . . . .	1	3	Y	N	Y	N	N	Y	N	N	N	N
DAKOTA COUNTY	COUNTY JAIL. . . . .	1	2	N	N	N	N	N	Y	N	N	N	N
DAWES COUNTY	COUNTY JAIL. . . . .	1	2	N	N	N	N	N	Y	N	N	N	N
DAWSON COUNTY	COUNTY JAIL. . . . .	1	2	N	N	N	N	N	Y	N	N	N	N
DEUEL COUNTY	COUNTY JAIL. . . . .	1	2	N	N	N	N	N	Y	N	N	N	N
DIXON COUNTY	COUNTY JAIL. . . . .	2	2	N	N	N	N	N	Y	N	N	N	N
DODGE COUNTY	COUNTY JAIL. . . . .	2	2	N	N	N	N	N	Y	N	N	N	N
DOUGLAS COUNTY	CLEARVIEW MINIMUM SECURITY COUNTY JAIL. . . . .	1	1	Y	Y	N	N	N	N	Y	N	N	Y
	COUNTY JAIL. . . . .	1	1	Y	Y	N	N	N	Y	N	N	N	Y
DUNDY COUNTY	COUNTY JAIL. . . . .	1	3	Y	N	N	N	N	Y	N	N	N	N
FILLMORE COUNTY	COUNTY JAIL. . . . .	2	3	Y	N	N	N	N	Y	N	N	N	N
FRANKLIN COUNTY	COUNTY JAIL. . . . .	1	2	N	N	N	N	N	Y	N	N	N	N
FRONTIER COUNTY	COUNTY JAIL. . . . .	NA	NA	N	N	N	N	N	N	N	N	N	N
FURNAS COUNTY	COUNTY JAIL. . . . .	1	2	N	N	N	N	N	Y	N	N	N	N
GAGE COUNTY	COUNTY JAIL. . . . .	1	2	N	N	N	N	N	Y	N	N	N	N
GARDEN COUNTY	COUNTY JAIL. . . . .	1	2	N	N	N	N	N	Y	N	N	N	N
HALL COUNTY	COUNTY JAIL. . . . .	1	2	N	N	N	N	N	Y	N	N	N	N
HAMILTON COUNTY	COUNTY JAIL. . . . .	1	3	Y	N	N	N	N	Y	N	N	N	N
HARLAN COUNTY	COUNTY JAIL. . . . .	1	2	N	N	N	N	N	Y	N	N	N	N
HAYES COUNTY	COUNTY JAIL. . . . .	1	2	N	N	N	N	N	Y	N	N	N	N
HITCHCOCK COUNTY	COUNTY JAIL. . . . .	1	2	N	N	N	N	N	Y	N	N	N	N
HOLT COUNTY	COUNTY JAIL. . . . .	1	2	N	N	N	N	N	Y	N	N	N	N
JEFFERSON COUNTY	COUNTY JAIL. . . . .	2	2	N	N	N	N	N	Y	N	N	N	N
JOHNSON COUNTY	COUNTY JAIL. . . . .	1	2	N	N	N	N	N	Y	N	N	N	N
KEARNEY COUNTY	COUNTY JAIL. . . . .	3	3	Y	N	N	N	N	Y	N	N	N	N
KEITH COUNTY	COUNTY JAIL. . . . .	1	2	N	N	N	N	N	Y	N	N	N	N
KIMBALL COUNTY	COUNTY JAIL. . . . .	1	2	N	N	N	N	N	Y	N	N	N	N
KNOX COUNTY	COUNTY JAIL. . . . .	NA	NA	N	N	N	N	N	N	N	N	N	N
LANCASTER COUNTY	LINCOLN CITY-COUNTY JAIL. . . . .	2	3	Y	Y	N	N	N	Y	Y	N	N	N
LINCOLN COUNTY	COUNTY JAIL. . . . .	1	2	N	N	N	N	N	Y	N	N	N	N
MADISON COUNTY	COUNTY JAIL. . . . .	1	2	N	N	N	N	N	Y	N	N	N	N
MERRICK COUNTY	COUNTY JAIL. . . . .	1	2	N	N	N	N	N	Y	N	N	N	N

See footnotes at end of table.

Table 4. Medical services, by county, by local jail within county—Continued

Name of county	Name of jail	Number of miles to the nearest medical facility (i.e., hospital, clinic)	Availability of medical personnel within the jail (Y=Yes, N=No)								Frequency of sick calls in jail <sup>1</sup>	Number of inmates on medication under prescription <sup>2</sup>	
			Doctor(s)				Nurse(s) and/or paramedic(s)						
			Daily	Weekly	On call	Never	Daily	Weekly	On call	Never			
NEBRASKA (77 JAILS)													
ADAMS COUNTY	COUNTY JAIL. . . . .	1	N	N	Y	N	N	N	N	N	Y	NA	3
ANTELOPE COUNTY	COUNTY JAIL. . . . .	1	N	N	Y	N	N	N	Y	Y	Y	NA	-
BOONE COUNTY	COUNTY JAIL. . . . .	1	N	N	Y	N	N	N	Y	Y	Y	NA	-
BOX BUTTE COUNTY	COUNTY JAIL. . . . .	2	N	N	N	Y	N	N	Y	N	Y	NA	-
BOYD COUNTY	COUNTY JAIL. . . . .	20	N	N	N	Y	N	N	N	N	Y	NA	-
BROWN COUNTY	COUNTY JAIL. . . . .	1	N	N	Y	N	N	N	Y	N	Y	NA	1
BUFFALO COUNTY	COUNTY JAIL. . . . .	1	N	N	Y	N	Y	N	Y	N	Y	NA	-
BUTLER COUNTY	COUNTY JAIL. . . . .	2	N	N	Y	N	N	N	N	N	Y	NA	-
CASS COUNTY	COUNTY JAIL. . . . .	1	N	N	Y	N	N	N	Y	Y	Y	NA	1
	PLATTSMOUTH CITY JAIL. . . . .	8	N	N	Y	N	N	N	N	N	Y	NA	-
CEDAR COUNTY	COUNTY JAIL. . . . .	1	N	N	Y	N	N	N	Y	N	Y	NA	-
CHASE COUNTY	COUNTY JAIL. . . . .	1	N	N	N	Y	N	N	N	N	Y	NA	-
CHERY COUNTY	COUNTY JAIL. . . . .	1	N	N	Y	N	N	N	N	N	Y	NA	-
CHEYENNE COUNTY	COUNTY JAIL. . . . .	1	N	N	Y	N	N	N	N	Y	Y	NA	1
CLAY COUNTY	COUNTY JAIL. . . . .	1	N	N	Y	N	N	N	N	Y	Y	NA	2
COLFAX COUNTY	COUNTY JAIL. . . . .	1	N	N	Y	N	N	N	Y	Y	Y	NA	1
CUMING COUNTY	COUNTY JAIL. . . . .	1	N	N	Y	N	N	N	N	N	Y	NA	-
CUSTER COUNTY	COUNTY JAIL. . . . .	1	N	N	N	Y	N	N	N	N	Y	NA	-
DAKOTA COUNTY	COUNTY JAIL. . . . .	5	N	N	Y	N	N	N	Y	Y	Y	NA	1
DAWES COUNTY	COUNTY JAIL. . . . .	1	N	N	N	Y	N	N	N	N	Y	NA	1
DAWSON COUNTY	COUNTY JAIL. . . . .	1	N	N	Y	N	N	N	N	N	Y	NA	1
DEUEL COUNTY	COUNTY JAIL. . . . .	15	N	N	N	Y	N	N	N	N	Y	NA	-
DIXON COUNTY	COUNTY JAIL. . . . .	25	N	N	N	Y	N	N	N	N	Y	NA	-
DODGE COUNTY	COUNTY JAIL. . . . .	1	N	N	N	Y	N	N	N	N	Y	NA	-
DOUGLAS COUNTY	CLEARVIEW MINIMUM SECURITY COUNTY JAIL. . . . .	8	Y	N	Y	N	Y	N	Y	N	Y	3	6
	COUNTY JAIL. . . . .	1	Y	N	N	N	Y	N	Y	N	Y	2	12
DUNDY COUNTY	COUNTY JAIL. . . . .	1	N	N	Y	N	N	N	Y	Y	Y	NA	-
FILLMORE COUNTY	COUNTY JAIL. . . . .	1	N	N	Y	N	N	N	N	N	Y	NA	-
FRANKLIN COUNTY	COUNTY JAIL. . . . .	1	N	N	Y	N	N	N	N	N	Y	NA	-
FRONTIER COUNTY	COUNTY JAIL. . . . .	NA	N	N	N	N	N	N	N	N	Y	NA	-
FURNAS COUNTY	COUNTY JAIL. . . . .	16	N	N	N	Y	N	N	N	N	Y	NA	-
GAGE COUNTY	COUNTY JAIL. . . . .	1	N	N	Y	N	N	N	N	N	Y	NA	2
GARDEN COUNTY	COUNTY JAIL. . . . .	1	N	N	Y	N	N	N	N	N	Y	NA	-
HALL COUNTY	COUNTY JAIL. . . . .	2	N	N	N	Y	N	Y	Y	Y	Y	NA	4
HAMILTON COUNTY	COUNTY JAIL. . . . .	1	N	N	Y	N	N	N	N	Y	Y	NA	-
HARLAN COUNTY	COUNTY JAIL. . . . .	1	N	N	Y	N	N	N	N	Y	Y	NA	-
HAYES COUNTY	COUNTY JAIL. . . . .	5	N	N	N	Y	N	N	N	N	Y	NA	-
HITCHCOCK COUNTY	COUNTY JAIL. . . . .	12	N	N	N	Y	N	N	N	N	Y	NA	-
HOLT COUNTY	COUNTY JAIL. . . . .	1	N	N	Y	N	N	N	N	N	Y	NA	2
JEFFERSON COUNTY	COUNTY JAIL. . . . .	1	N	N	N	Y	N	N	N	N	Y	NA	-
JOHNSON COUNTY	COUNTY JAIL. . . . .	1	N	N	N	Y	N	N	N	N	Y	NA	-
KEARNEY COUNTY	COUNTY JAIL. . . . .	1	N	N	Y	N	N	N	N	N	Y	NA	-
KEITH COUNTY	COUNTY JAIL. . . . .	1	N	N	Y	N	N	N	N	Y	Y	NA	-
KIMBALL COUNTY	COUNTY JAIL. . . . .	1	N	N	N	Y	N	N	N	N	Y	NA	-
KNOX COUNTY	COUNTY JAIL. . . . .	NA	N	N	N	N	N	N	N	N	Y	NA	-
LANCASTER COUNTY	LINCOLN CITY-COUNTY JAIL. . . . .	3	N	Y	Y	N	Y	N	N	N	Y	2	20
LINCOLN COUNTY	COUNTY JAIL. . . . .	1	N	N	N	Y	N	N	N	N	Y	NA	4
MADISON COUNTY	COUNTY JAIL. . . . .	15	N	N	Y	N	N	N	N	Y	Y	NA	3
MERRICK COUNTY	COUNTY JAIL. . . . .	1	N	N	Y	N	N	N	N	N	Y	NA	-

Table 4. Medical services, by county, by local jail within county—Continued

Name of county	Name of jail	Are inmates given--		The person who administers physical exam (Y=Yes, N=No)					Medical facilities available in the jail (Y=Yes, N=No)				
		medical screening <sup>1</sup>	physical exam <sup>2</sup>	Doctor	Nurse	Para-med	Admitting officer	Other <sup>3</sup>	None	Medical examining room	Infirmary		Other
											With-out beds	With beds	
NEBRASKA--CONTINUED													
MORRILL COUNTY	COUNTY JAIL. . . . .	3	3	Y	Y	N	N	N	Y	N	N	N	N
NEMAHA COUNTY	COUNTY JAIL. . . . .	1	2	N	N	N	N	N	Y	N	N	N	N
OTOE COUNTY	COUNTY JAIL. . . . .	1	2	N	N	N	N	N	Y	N	N	N	N
PAWNEE COUNTY	COUNTY JAIL. . . . .	1	3	Y	N	N	N	N	Y	N	N	N	N
PERKINS COUNTY	COUNTY JAIL. . . . .	1	2	N	N	N	N	N	Y	N	N	N	N
PHELPS COUNTY	HOLDREDGE CITY JAIL. . . . .	1	3	Y	N	N	N	N	Y	N	N	N	N
PIERCE COUNTY	COUNTY JAIL. . . . .	1	2	N	N	N	N	N	Y	N	N	N	N
PLATTE COUNTY	COUNTY JAIL. . . . .	1	2	N	N	N	N	N	N	Y	N	N	N
POLK COUNTY	COUNTY JAIL. . . . .	2	2	N	N	N	N	N	Y	N	N	N	N
RED WILLOW COUNTY	COUNTY JAIL. . . . .	1	2	N	N	N	N	N	Y	N	N	N	N
RICHARDSON COUNTY	COUNTY JAIL. . . . .	3	2	N	N	N	N	N	Y	N	N	N	N
ROCK COUNTY	COUNTY JAIL. . . . .	1	2	N	N	N	N	N	Y	N	N	N	N
SALINE COUNTY	COUNTY JAIL. . . . .	2	2	N	N	N	N	N	Y	N	N	N	N
	CRETE CITY JAIL. . . . .	3	2	N	N	N	N	N	Y	N	N	N	N
SARPY COUNTY	COUNTY JAIL. . . . .	1	2	N	N	N	N	N	Y	N	N	N	N
	BELLEVUE CITY JAIL. . . . .	2	2	N	N	N	N	N	Y	N	N	N	N
SAUNDERS COUNTY	COUNTY JAIL. . . . .	3	2	N	N	N	N	N	Y	N	N	N	N
SCOTTS BLUFF COUNTY	COUNTY JAIL. . . . .	1	2	N	N	N	N	N	N	N	N	Y	N
SEWARD COUNTY	COUNTY JAIL. . . . .	1	2	N	N	N	N	N	Y	N	N	N	N
SHERIDAN COUNTY	COUNTY JAIL. . . . .	2	2	N	N	N	N	N	Y	N	N	N	N
SHERMAN COUNTY	COUNTY JAIL. . . . .	2	2	N	N	N	N	N	Y	N	N	N	N
THAYER COUNTY	COUNTY JAIL. . . . .	1	2	N	N	N	N	N	Y	N	N	N	N
THURSTON COUNTY	COUNTY JAIL. . . . .	1	2	N	N	N	N	N	Y	N	N	N	N
VALLEY COUNTY	COUNTY JAIL. . . . .	1	2	N	N	N	N	N	Y	N	N	N	N
WASHINGTON COUNTY	COUNTY JAIL. . . . .	2	3	Y	N	N	N	N	Y	N	N	N	N
WAYNE COUNTY	COUNTY JAIL. . . . .	1	2	N	N	N	N	N	Y	N	N	N	N
WEBSTER COUNTY	COUNTY JAIL. . . . .	3	3	Y	N	N	N	N	Y	N	N	N	N
YORK COUNTY	COUNTY JAIL. . . . .	3	2	N	N	N	N	N	Y	N	N	N	N
STATE TOTAL				N 61 Y 16	N 72 Y 5	N 76 Y 1	N 77 Y 0	N 76 Y 1	N 10 Y 67	N 71 Y 6	N 75 Y 2	N 76 Y 1	N 75 Y 2

See footnotes at end of table.

Table 4. Medical services, by county, by local jail within county—Continued

Name of county	Name of jail	Number of miles to the nearest medical facility (i.e., hospital, clinic)	Availability of medical personnel within the jail (Y=Yes, N=No)								Frequency of sick calls in jail <sup>4</sup>	Number of inmates on medication under prescription <sup>5</sup>	
			Doctor(s)				Nurse(s) and/or paramedic(s)						
			Daily	Weekly	On call	Never	Daily	Weekly	On call	Never			
NEBRASKA--CONTINUED													
MORRILL COUNTY	COUNTY JAIL. . . . .	1	N	N	Y	N	N	N	Y	N	NA	-	
NEMAHA COUNTY	COUNTY JAIL. . . . .	2	N	N	N	Y	N	N	N	N	Y	NA	-
OTOE COUNTY	COUNTY JAIL. . . . .	1	N	N	Y	N	N	N	N	N	Y	NA	-
PAWNEE COUNTY	COUNTY JAIL. . . . .	3	N	N	Y	N	N	N	N	Y	Y	NA	-
PERKINS COUNTY	COUNTY JAIL. . . . .	1	N	N	Y	N	N	N	N	N	Y	NA	-
PHELPS COUNTY	HOLDREDGE CITY JAIL. . . . .	1	N	N	Y	N	N	N	N	N	Y	NA	-
PIERCE COUNTY	COUNTY JAIL. . . . .	1	N	N	Y	N	N	N	N	N	Y	NA	-
PLATTE COUNTY	COUNTY JAIL. . . . .	1	N	N	N	Y	N	N	N	N	Y	NA	1
POLK COUNTY	COUNTY JAIL. . . . .	1	N	N	N	Y	N	N	N	N	Y	NA	-
RED WILLOW COUNTY	COUNTY JAIL. . . . .	2	N	N	Y	N	N	N	Y	Y	NA	1	
RICHARDSON COUNTY	COUNTY JAIL. . . . .	1	N	N	Y	N	N	N	Y	N	NA	-	
ROCK COUNTY	COUNTY JAIL. . . . .	1	N	N	Y	N	N	N	N	Y	NA	-	
SALINE COUNTY	COUNTY JAIL. . . . .	1	N	N	Y	N	N	N	N	Y	NA	-	
	CRETE CITY JAIL. . . . .	1	N	N	N	Y	N	N	N	Y	NA	-	
SARPY COUNTY	COUNTY JAIL. . . . .	1	N	N	N	Y	N	N	N	Y	NA	5	
	BELLEVUE CITY JAIL. . . . .	8	N	N	Y	N	N	N	N	Y	NA	-	
SAUNDERS COUNTY	COUNTY JAIL. . . . .	1	N	N	Y	N	N	N	N	Y	NA	-	
SCOTTS BLUFF COUNTY	COUNTY JAIL. . . . .	6	N	N	Y	N	N	N	Y	Y	NA	3	
SEWARD COUNTY	COUNTY JAIL. . . . .	1	N	N	N	Y	N	N	N	Y	NA	-	
SHERIDAN COUNTY	COUNTY JAIL. . . . .	1	N	N	N	Y	N	N	N	Y	NA	3	
SHERMAN COUNTY	COUNTY JAIL. . . . .	5	N	N	N	Y	N	N	N	Y	NA	-	
THAYER COUNTY	COUNTY JAIL. . . . .	1	N	N	Y	N	N	N	N	Y	NA	-	
THURSTON COUNTY	COUNTY JAIL. . . . .	1	N	N	Y	N	N	N	N	Y	NA	-	
VALLEY COUNTY	COUNTY JAIL. . . . .	1	N	N	Y	N	N	Y	N	Y	NA	-	
WASHINGTON COUNTY	COUNTY JAIL. . . . .	1	N	N	Y	N	N	N	N	Y	NA	1	
WAYNE COUNTY	COUNTY JAIL. . . . .	1	N	N	Y	N	N	N	N	Y	NA	-	
WEBSTER COUNTY	COUNTY JAIL. . . . .	1	N	N	Y	N	N	N	N	Y	NA	-	
YORK COUNTY	COUNTY JAIL. . . . .	1	N	N	N	Y	N	N	N	Y	NA	-	
STATE TOTAL			N 75 Y 2	N 76 Y 1	N 29 Y 48	N 51 Y 26	N 73 Y 4	N 74 Y 3	N 57 Y 20	N 8 Y 69		84	

Table 4. Medical services, by county, by local jail within county—Continued

Name of county	Name of jail	Are inmates given--		The person who administers physical exam (Y=Yes, N=No)					Medical facilities available in the jail (Y=Yes, N=No)				
		medical screening <sup>1</sup>	physical exam <sup>2</sup>	Doctor	Nurse	Para-med	Admitting officer	Other <sup>3</sup>	None	Medical examining room	Infirmary		Other
											With-out beds	With beds	
NORTH DAKOTA (39 JAILS)													
ADAMS COUNTY	COUNTY JAIL. . . . .	2	2	N	N	N	N	N	Y	N	N	N	N
BARNES COUNTY	COUNTY JAIL. . . . .	1	2	N	N	N	N	N	Y	N	N	N	N
BOTTINEAU COUNTY	COUNTY JAIL. . . . .	1	3	Y	N	N	N	N	Y	N	N	N	N
BOWMAN COUNTY	COUNTY JAIL. . . . .	3	3	Y	N	N	N	N	Y	N	N	N	N
BURKE COUNTY	COUNTY JAIL. . . . .	2	2	N	N	N	N	N	Y	N	N	N	N
BURLEIGH COUNTY	COUNTY JAIL. . . . .	1	3	Y	Y	N	Y	N	Y	N	N	N	N
CASS COUNTY	COUNTY JAIL. . . . .	3	2	N	N	N	N	N	N	Y	N	Y	N
CAVALIER COUNTY	COUNTY JAIL. . . . .	1	2	N	N	N	N	N	Y	N	N	N	N
DICKEY COUNTY	COUNTY JAIL. . . . .	1	2	N	N	N	N	N	Y	N	N	N	N
DIVIDE COUNTY	COUNTY JAIL. . . . .	1	3	Y	N	N	N	N	Y	N	N	N	N
DUNN COUNTY	COUNTY JAIL. . . . .	2	2	N	N	N	N	N	Y	N	N	N	N
EMMONS COUNTY	COUNTY JAIL. . . . .	1	2	N	N	N	N	N	Y	N	N	N	N
FOSTER COUNTY	COUNTY JAIL. . . . .	1	2	N	N	N	N	N	Y	N	N	N	N
GOLDEN VALLEY COUNTY	COUNTY JAIL. . . . .	1	2	N	N	N	N	N	Y	N	N	N	N
GRAND FORKS COUNTY	COUNTY JAIL. . . . .	1	2	N	N	N	N	N	Y	N	N	N	N
GRANT COUNTY	COUNTY JAIL. . . . .	1	2	N	N	N	N	N	Y	N	N	N	N
HETTINGER COUNTY	COUNTY JAIL. . . . .	3	3	Y	N	N	N	N	Y	N	N	N	N
KIDDER COUNTY	COUNTY JAIL. . . . .	2	2	N	N	N	N	N	Y	N	N	N	N
LOGAN COUNTY	COUNTY JAIL. . . . .	3	3	Y	N	N	N	N	Y	N	N	N	N
MCHENRY COUNTY	COUNTY JAIL. . . . .	3	3	NA	NA	NA	NA	NA	Y	N	N	N	N
MCKENZIE COUNTY	COUNTY JAIL. . . . .	1	2	N	N	N	N	N	Y	N	N	N	N
MCLEAN COUNTY	COUNTY JAIL. . . . .	2	2	N	N	N	N	N	Y	N	N	N	N
MERCER COUNTY	COUNTY JAIL. . . . .	1	2	N	N	N	N	N	Y	N	N	N	N
MORTON COUNTY	COUNTY JAIL. . . . .	3	2	N	N	N	N	N	Y	N	N	N	N
MOUNTRAIL COUNTY	COUNTY JAIL. . . . .	1	2	N	N	N	N	N	Y	N	N	N	N
PEMBINA COUNTY	COUNTY JAIL. . . . .	2	2	N	N	N	N	N	Y	N	N	N	N
PIERCE COUNTY	COUNTY JAIL. . . . .	2	2	N	N	N	N	N	Y	N	N	N	N
RANSOM COUNTY	COUNTY JAIL. . . . .	2	2	N	N	N	N	N	Y	N	N	N	N
RICHLAND COUNTY	COUNTY JAIL. . . . .	1	2	N	N	N	N	N	Y	N	N	N	N
ROLETTE COUNTY	COUNTY JAIL. . . . .	1	2	N	N	N	N	N	Y	N	N	N	N
SHERIDAN COUNTY	COUNTY JAIL. . . . .	2	2	N	N	N	N	N	Y	N	N	N	N
STARK COUNTY	COUNTY JAIL. . . . .	1	2	N	N	N	N	N	Y	N	N	N	N
STUTSMAN COUNTY	COUNTY JAIL. . . . .	3	3	Y	N	N	N	N	Y	N	N	N	N
TRAILL COUNTY	COUNTY JAIL. . . . .	1	2	N	N	N	N	N	Y	N	N	N	N
WALSH COUNTY	COUNTY JAIL. . . . .	1	3	NA	NA	NA	NA	NA	Y	N	N	N	N
WARD COUNTY	COUNTY JAIL. . . . .	1	3	NA	NA	NA	NA	NA	Y	N	N	N	N
	MINOT CITY JAIL. . . . .	2	2	N	N	N	N	N	Y	N	N	N	N
WELLS COUNTY	COUNTY JAIL. . . . .	1	2	N	N	N	N	N	Y	N	N	N	N
WILLIAMS COUNTY	COUNTY JAIL. . . . .	1	2	N	N	N	N	N	Y	N	N	N	N
STATE TOTAL				N 30 Y 7	N 35 Y 1	N 36 Y 0	N 35 Y 1	N 36 Y 0	N 1 Y 38	N 38 Y 1	N 39 Y 0	N 38 Y 1	N 39 Y 0

See footnotes at end of table.

Table 4. Medical services, by county, by local jail within county—Continued

Name of county	Name of jail	Number of miles to the nearest medical facility (i.e., hospital, clinic)	Availability of medical personnel within the jail (Y=Yes, N=No)								Frequency of sick calls in jail <sup>4</sup>	Number of inmates on medication under prescription <sup>5</sup>
			Doctor(s)				Nurse(s) and/or paramedic(s)					
			Daily	Weekly	On call	Never	Daily	Weekly	On call	Never		
NORTH DAKOTA (39 JAILS)												
ADAMS COUNTY	COUNTY JAIL. . . . .	1	N	N	Y	N	N	N	N	Y	NA	-
BARNES COUNTY	COUNTY JAIL. . . . .	1	N	N	N	Y	N	N	Y	Y	NA	2
BOTTINEAU COUNTY	COUNTY JAIL. . . . .	1	N	N	Y	N	N	Y	N	Y	NA	-
BOWMAN COUNTY	COUNTY JAIL. . . . .	1	N	N	N	Y	N	N	N	Y	NA	-
BURKE COUNTY	COUNTY JAIL. . . . .	15	N	N	N	Y	N	N	Y	Y	NA	-
BURLEIGH COUNTY	COUNTY JAIL. . . . .	1	N	N	Y	N	N	N	Y	Y	NA	3
CASS COUNTY	COUNTY JAIL. . . . .	1	N	N	Y	N	N	Y	Y	N	NA	2
CAVALIER COUNTY	COUNTY JAIL. . . . .	1	N	N	N	Y	N	N	N	Y	NA	-
DICKEY COUNTY	COUNTY JAIL. . . . .	1	N	N	N	Y	N	N	N	Y	NA	-
DIVIDE COUNTY	COUNTY JAIL. . . . .	1	N	N	Y	N	N	Y	N	NA	-	
DUNN COUNTY	COUNTY JAIL. . . . .	50	N	N	N	Y	N	N	N	Y	NA	-
EMMONS COUNTY	COUNTY JAIL. . . . .	1	N	N	Y	N	N	N	N	Y	NA	-
FOSTER COUNTY	COUNTY JAIL. . . . .	1	N	N	N	Y	N	N	N	Y	NA	-
GOLDEN VALLEY COUNTY	COUNTY JAIL. . . . .	1	N	N	Y	N	N	N	Y	N	NA	-
GRAND FORKS COUNTY	COUNTY JAIL. . . . .	3	N	N	Y	N	N	Y	Y	N	NA	2
GRANT COUNTY	COUNTY JAIL. . . . .	14	N	N	N	Y	N	N	N	Y	NA	-
HETTINGER COUNTY	COUNTY JAIL. . . . .	1	N	N	Y	N	N	N	N	Y	NA	-
KIDDER COUNTY	COUNTY JAIL. . . . .	40	N	N	N	Y	N	N	N	Y	NA	-
LOGAN COUNTY	COUNTY JAIL. . . . .	1	N	N	N	Y	N	Y	Y	Y	NA	-
MCHENRY COUNTY	COUNTY JAIL. . . . .	1	N	N	N	Y	N	N	N	Y	NA	-
MCKENZIE COUNTY	COUNTY JAIL. . . . .	1	N	N	Y	N	N	Y	Y	N	NA	-
MCLEAN COUNTY	COUNTY JAIL. . . . .	1	N	N	Y	N	N	N	N	Y	NA	-
MERCER COUNTY	COUNTY JAIL. . . . .	14	N	N	Y	N	N	N	N	Y	NA	-
MORTON COUNTY	COUNTY JAIL. . . . .	2	N	N	N	Y	N	N	N	Y	NA	-
MOUNTRAIL COUNTY	COUNTY JAIL. . . . .	1	N	N	Y	N	N	N	N	Y	NA	-
PEMBINA COUNTY	COUNTY JAIL. . . . .	3	N	N	Y	N	N	N	N	Y	NA	-
PIERCE COUNTY	COUNTY JAIL. . . . .	3	N	N	Y	N	N	N	N	Y	NA	-
RANSOM COUNTY	COUNTY JAIL. . . . .	1	N	N	N	Y	N	N	N	Y	NA	-
RICHLAND COUNTY	COUNTY JAIL. . . . .	2	N	N	Y	N	N	N	Y	Y	NA	-
ROLETTE COUNTY	COUNTY JAIL. . . . .	5	N	N	N	Y	N	N	N	Y	NA	2
SHERIDAN COUNTY	COUNTY JAIL. . . . .	22	N	N	N	Y	N	N	N	Y	NA	-
STARK COUNTY	COUNTY JAIL. . . . .	1	N	N	Y	N	N	N	N	Y	NA	-
STUTSMAN COUNTY	COUNTY JAIL. . . . .	1	N	N	N	Y	N	N	N	Y	NA	1
TRAILL COUNTY	COUNTY JAIL. . . . .	1	N	N	N	Y	N	Y	Y	Y	NA	1
WALSH COUNTY	COUNTY JAIL. . . . .	1	N	N	Y	N	N	N	N	Y	NA	-
WARD COUNTY	COUNTY JAIL. . . . .	1	N	N	Y	N	N	Y	N	Y	NA	3
	MINOT CITY JAIL. . . . .	1	N	N	N	Y	N	N	N	Y	NA	-
WELLS COUNTY	COUNTY JAIL. . . . .	15	N	N	N	Y	N	N	Y	Y	NA	-
WILLIAMS COUNTY	COUNTY JAIL. . . . .	1	N	N	Y	N	N	N	Y	Y	NA	2
STATE TOTAL			N 39 Y 0	N 39 Y 0	N 18 Y 21	N 21 Y 18	N 39 Y 0	N 32 Y 7	N 25 Y 14	N 5 Y 34		18

Table 4. Medical services, by county, by local jail within county—Continued

Name of county	Name of jail	Are inmates given--		The person who administers physical exam (Y=Yes, N=No)					Medical facilities available in the jail (Y=Yes, N=No)				
		medical screening <sup>1</sup>	physical exam <sup>1</sup>	Doctor	Nurse	Para-med	Admitting officer	Other <sup>1</sup>	None	Medical examining room	Infirmiry	Other	
OHIO (150 JAILS)													
ADAMS COUNTY	COUNTY JAIL	1	1	Y	N	N	N	N	Y	N	N	N	
ALLEN COUNTY	COUNTY JAIL	3	3	Y	N	N	N	N	N	Y	N	N	
ALLEN COUNTY	LIMA CITY JAIL	3	3	Y	N	N	N	N	N	Y	N	N	
ASHLAND COUNTY	COUNTY JAIL	1	3	Y	N	N	N	N	Y	N	N	N	
ASHTABULA COUNTY	COUNTY JAIL	1	2	N	N	N	N	N	Y	N	N	N	
ASHTABULA COUNTY	CONNEAUT CITY JAIL	1	3	NA	NA	NA	NA	NA	N	N	N	Y	
ATHENS COUNTY	COUNTY JAIL	1	2	N	N	N	N	N	Y	N	N	N	
BELMONT COUNTY	COUNTY JAIL	2	2	N	N	N	N	N	Y	N	N	N	
BROWN COUNTY	COUNTY JAIL	1	2	N	N	N	N	N	Y	N	N	N	
BUTLER COUNTY	COUNTY JAIL	1	3	Y	Y	N	N	N	N	Y	Y	Y	
BUTLER COUNTY	MIDDLETOWN CITY JAIL	1	2	N	N	N	N	N	Y	N	N	N	
CARROLL COUNTY	COUNTY JAIL	1	2	N	N	N	N	N	Y	N	N	N	
CHAMPAIGN COUNTY	COUNTY JAIL	NA	NA	N	N	N	N	N	N	N	N	N	
CLARK COUNTY	COUNTY JAIL	1	2	N	N	N	N	N	Y	N	N	N	
CLERMONT COUNTY	COUNTY JAIL	1	2	N	N	N	N	N	Y	N	N	N	
CLINTON COUNTY	COUNTY JAIL	1	2	N	N	N	N	N	Y	N	N	N	
COLUMBIANA COUNTY	COUNTY JAIL	2	3	N	Y	N	N	N	Y	N	N	N	
COLUMBIANA COUNTY	EAST LIVERPOOL CITY JAIL	1	3	N	N	N	N	N	Y	N	N	N	
COLUMBIANA COUNTY	EAST PALESTINE CITY JAIL	1	3	N	N	N	N	N	Y	N	N	N	
COLUMBIANA COUNTY	LISBOM CITY JAIL	1	2	N	N	N	N	N	Y	N	N	N	
COLUMBIANA COUNTY	SALEM CITY JAIL	2	2	N	N	N	N	N	Y	N	N	N	
COLUMBIANA COUNTY	WELLSVILLE CITY JAIL	1	2	N	N	N	N	N	Y	N	N	N	
COSHOCTON COUNTY	COUNTY JAIL	1	3	Y	N	N	N	N	N	Y	N	N	
CRAWFORD COUNTY	COUNTY JAIL	2	2	N	N	N	N	N	Y	N	N	N	
CUYAHOGA COUNTY	COUNTY JAIL	1	1	Y	Y	Y	N	N	N	N	N	N	
CUYAHOGA COUNTY	BEACHWOOD CITY JAIL	1	1	N	N	N	N	N	Y	N	N	N	
CUYAHOGA COUNTY	BEDFORD CITY JAIL	1	1	N	N	N	N	N	Y	N	N	N	
CUYAHOGA COUNTY	BEDFORD HEIGHTS CITY JAIL	1	1	N	N	N	N	N	Y	N	N	N	
CUYAHOGA COUNTY	BEDFORD HEIGHTS CITY JAIL	NA	NA	N	N	N	N	N	N	N	N	N	
CUYAHOGA COUNTY	CLEVELAND CITY HSE. OF CORR.	2	2	N	N	N	N	N	N	N	N	Y	
CUYAHOGA COUNTY	EUCLID CITY JAIL	2	2	N	N	N	N	N	Y	N	N	N	
CUYAHOGA COUNTY	GARFIELD HEIGHTS CITY JAIL	2	2	N	N	N	N	N	Y	N	N	N	
CUYAHOGA COUNTY	LAKESIDE CITY JAIL	3	3	Y	N	N	N	N	N	N	N	N	
CUYAHOGA COUNTY	LYNDHURST CITY JAIL	1	1	N	N	N	N	N	Y	N	N	N	
CUYAHOGA COUNTY	MAYFIELD HEIGHTS CITY JAIL	1	1	N	N	N	N	N	Y	N	N	N	
CUYAHOGA COUNTY	MAYFIELD HEIGHTS CITY JAIL	1	1	N	N	N	N	N	Y	N	N	N	
CUYAHOGA COUNTY	MIDDLEBURG HEIGHTS CITY JAIL	NA	NA	N	N	N	N	N	N	N	N	N	
CUYAHOGA COUNTY	PARMA CITY JAIL	1	1	N	N	N	N	N	Y	N	N	N	
CUYAHOGA COUNTY	PARMA CITY JAIL	1	1	N	N	N	N	N	Y	N	N	N	
CUYAHOGA COUNTY	PARMA HEIGHTS CITY JAIL	3	3	N	N	N	N	N	Y	N	N	N	
CUYAHOGA COUNTY	SHAKER HEIGHTS CITY JAIL	1	1	N	N	N	N	N	Y	N	N	N	
CUYAHOGA COUNTY	SOUTH EUCLID CITY JAIL	1	1	N	N	N	N	N	Y	N	N	N	
CUYAHOGA COUNTY	STRONGSVILLE CITY JAIL	3	3	N	N	N	N	N	Y	N	N	N	
CUYAHOGA COUNTY	UNIVERSITY HEIGHTS CITY JAIL	2	2	N	N	N	N	N	Y	N	N	N	
CUYAHOGA COUNTY	WARRENSVILLE HTGS CITY JAIL	1	1	N	N	N	N	N	Y	N	N	N	
DARKE COUNTY	COUNTY JAIL	1	1	N	N	N	N	N	Y	N	N	N	
DARKE COUNTY	GREENVILLE CITY JAIL	1	2	N	N	N	N	N	Y	N	N	N	
DEFIANCE COUNTY	COUNTY JAIL	1	3	Y	N	N	N	N	Y	N	N	N	
DELAWARE COUNTY	COUNTY JAIL	1	2	N	N	N	N	N	Y	N	N	N	
ERIE COUNTY	COUNTY JAIL	1	2	Y	Y	N	N	N	N	Y	N	N	
ERIE COUNTY	SANDUSKY CITY JAIL	2	2	N	N	N	N	N	N	N	N	N	
FAIRFIELD COUNTY	COUNTY JAIL	2	2	N	N	N	N	N	Y	N	N	N	
FAYETTE COUNTY	COUNTY JAIL	1	2	N	N	N	N	N	Y	N	N	N	
FRANKLIN COUNTY	COUNTY CORRECTIONS CENTER	1	2	N	N	N	N	N	Y	N	N	N	
FRANKLIN COUNTY	COLUMBUS WOMENS CORR. INST.	1	3	N	N	N	N	N	Y	N	N	N	
FRANKLIN COUNTY	COLUMBUS CITY WORKHOUSE	1	2	N	N	N	N	N	Y	N	N	N	
FRANKLIN COUNTY	COLUMBUS CITY JAIL	1	1	N	N	N	N	N	N	Y	N	N	
FULTON COUNTY	COUNTY JAIL	1	3	Y	N	N	N	N	Y	N	N	N	
GALLIA COUNTY	COUNTY JAIL	3	2	N	N	N	N	N	Y	N	N	N	
GAUGA COUNTY	COUNTY JAIL	2	2	N	N	N	N	N	Y	N	N	N	
GREENE COUNTY	COUNTY JAIL	2	2	N	N	N	N	N	Y	N	N	N	
GREENE COUNTY	FAIRBORN CITY JAIL	2	2	N	N	N	N	N	N	Y	N	N	
GUERNSEY COUNTY	COUNTY JAIL	1	2	N	N	N	N	N	Y	N	N	N	
HAMILTON COUNTY	COUNTY JAIL	1	1	Y	Y	Y	N	N	Y	N	N	N	
HAMILTON COUNTY	CINCINNATI COMM. CORR. INST.	1	3	N	Y	Y	N	N	Y	N	N	N	
HANCOCK COUNTY	COUNTY JAIL	1	2	N	N	N	N	N	Y	N	N	N	

See footnotes at end of table.

Table 4. Medical services, by county, by local jail within county—Continued

Name of county	Name of jail	Number of miles to the nearest medical facility (i.e., hospital, clinic)	Availability of medical personnel within the jail (Y=Yes, N=No)								Frequency of sick calls in jail <sup>2</sup>	Number of inmates on medication under prescription <sup>3</sup>	
			Doctor(s)				Nurse(s) and/or paramedic(s)						
			Daily	Weekly	On call	Never	Daily	Weekly	On call	Never			
OHIO (150 JAILS)													
ADAMS COUNTY	COUNTY JAIL	1	N	N	Y	N	N	N	N	N	Y	NA	11
ALLEN COUNTY	COUNTY JAIL	1	N	Y	Y	N	N	N	N	N	Y	2	16
ALLEN COUNTY	LIMA CITY JAIL	1	N	N	Y	N	N	N	N	Y	Y	NA	8
ASHLAND COUNTY	COUNTY JAIL	1	N	N	Y	N	N	N	N	N	Y	NA	2
ASHTABULA COUNTY	COUNTY JAIL	10	N	N	N	Y	N	Y	N	Y	Y	NA	1
ASHTABULA COUNTY	CONNEAUT CITY JAIL	1	N	N	Y	N	N	N	N	Y	Y	NA	-
ATHENS COUNTY	COUNTY JAIL	1	N	N	N	Y	N	N	N	N	Y	NA	6
BELMONT COUNTY	COUNTY JAIL	12	N	N	Y	N	N	N	N	Y	Y	NA	4
BROWN COUNTY	COUNTY JAIL	1	N	N	Y	N	N	N	N	N	Y	NA	10
BUTLER COUNTY	COUNTY JAIL	1	N	Y	Y	N	Y	N	N	N	Y	1	7
BUTLER COUNTY	MIDDLETOWN CITY JAIL	2	N	N	N	Y	N	N	N	N	Y	NA	3
CARROLL COUNTY	COUNTY JAIL	28	N	N	Y	N	N	N	N	N	Y	NA	1
CHAMPAIGN COUNTY	COUNTY JAIL	NA	N	N	N	N	N	N	N	N	N	NA	-
CLARK COUNTY	COUNTY JAIL	4	N	Y	N	N	Y	N	N	N	Y	2	18
CLERMONT COUNTY	COUNTY JAIL	2	N	N	Y	N	N	N	N	N	Y	NA	5
CLINTON COUNTY	COUNTY JAIL	1	N	N	N	Y	N	Y	Y	Y	Y	NA	3
COLUMBIANA COUNTY	COUNTY JAIL	10	N	N	N	Y	N	N	N	N	Y	NA	6
COLUMBIANA COUNTY	EAST LIVERPOOL CITY JAIL	1	N	N	N	Y	N	N	N	N	Y	NA	-
COLUMBIANA COUNTY	EAST PALESTINE CITY JAIL	16	N	N	N	Y	N	N	N	N	Y	NA	-
COLUMBIANA COUNTY	LISBOM CITY JAIL	1	N	N	Y	N	N	N	N	N	Y	NA	-
COLUMBIANA COUNTY	SALEM CITY JAIL	1	N	N	N	Y	N	N	N	N	Y	NA	-
COLUMBIANA COUNTY	WELLSVILLE CITY JAIL	3	N	N	N	Y	N	N	N	N	Y	NA	1
COSHOCTON COUNTY	COUNTY JAIL	1	N	N	Y	N	N	N	N	N	Y	NA	6
CRAWFORD COUNTY	COUNTY JAIL	1	N	N	N	Y	N	N	N	N	Y	NA	3
CUYAHOGA COUNTY	COUNTY JAIL	3	Y	N	N	N	Y	N	N	N	N	3	350
CUYAHOGA COUNTY	BEACHWOOD CITY JAIL	5	N	N	N	N	N	N	N	N	N	NA	1
CUYAHOGA COUNTY	BEDFORD CITY JAIL	1	N	N	N	N	N	N	N	N	N	NA	-
CUYAHOGA COUNTY	BEDFORD HEIGHTS CITY JAIL	NA	N	N	N	N	N	N	N	N	N	NA	-
CUYAHOGA COUNTY	BEDFORD HEIGHTS CITY JAIL	NA	N	N	N	N	N	N	N	N	N	NA	-
CUYAHOGA COUNTY	CLEVELAND CITY HSE. OF CORR.	2	Y	N	N	N	Y	N	N	N	N	3	32
CUYAHOGA COUNTY	EUCLID CITY JAIL	2	N	N	N	Y	N	N	N	N	Y	NA	-
CUYAHOGA COUNTY	GARFIELD HEIGHTS CITY JAIL	2	N	N	N	Y	N	N	N	N	Y	NA	-
CUYAHOGA COUNTY	LAKESIDE CITY JAIL	3	N	N	N	N	N	N	N	N	N	NA	-
CUYAHOGA COUNTY	LYNDHURST CITY JAIL	1	N	N	N	Y	N	N	N	N	Y	NA	-
CUYAHOGA COUNTY	MAYFIELD HEIGHTS CITY JAIL	4	N	N	N	Y	N	N	N	N	Y	NA	-
CUYAHOGA COUNTY	MAYFIELD HEIGHTS CITY JAIL	NA	N	N	N	N	N	N	N	N	N	NA	-
CUYAHOGA COUNTY	MIDDLEBURG HEIGHTS CITY JAIL	1	N	N	Y	N	N	N	N	N	Y	NA	-
CUYAHOGA COUNTY	PARMA CITY JAIL	2	N	N	Y	N	N	N	N	N	Y	NA	-
CUYAHOGA COUNTY	PARMA CITY JAIL	3	N	N	Y	N	N	N	N	N	Y	NA	-
CUYAHOGA COUNTY	SHAKER HEIGHTS CITY JAIL	5	N	N	N	Y	N	N	N	N	Y	NA	-
CUYAHOGA COUNTY	SOUTH EUCLID CITY JAIL	5	N	N	N	Y	N	N	N	N	Y	NA	-
CUYAHOGA COUNTY	STRONGSVILLE CITY JAIL	6	N	N	N	Y	N	N	N	N	Y	NA	-
CUYAHOGA COUNTY	UNIVERSITY HEIGHTS CITY JAIL	6	N	N	N	Y	N	N	N	N	Y	NA	-
CUYAHOGA COUNTY	WARRENSVILLE HTGS CITY JAIL	1	N	N	N	Y	N	N	N	N	Y	NA	-
DARKE COUNTY	COUNTY JAIL	1	N	N	Y	N	N	N	N	N	Y	NA	-
DARKE COUNTY	GREENVILLE CITY JAIL	1	N	N	N	Y	N	N	N	N	Y	NA	-
DEFIANCE COUNTY	COUNTY JAIL	2	N	N	Y	N	N	N	N	N	Y	NA	8
DELAWARE COUNTY	COUNTY JAIL	1	N	N	Y	N	N	Y	N	Y	Y	NA	8
ERIE COUNTY	COUNTY JAIL	1	N	Y	Y	N	Y	N	N	N	Y	NA	4
ERIE COUNTY	SANDUSKY CITY JAIL	2	N	N	N	Y	N	N	N	N	Y	NA	-
FAIRFIELD COUNTY	COUNTY JAIL	2	N	N	Y	N	N	N	N	N	Y	NA	6
FAYETTE COUNTY	COUNTY JAIL	1	N	N	N	Y	N	N	N	N	Y	NA	-
FRANKLIN COUNTY	COUNTY CORRECTIONS CENTER	1	Y	N	N	N	Y	N	N	N	Y	3	60
FRANKLIN COUNTY	COLUMBUS WOMENS CORR. INST.	5	N	Y	N	N	N	N	N	N	Y	-	-
FRANKLIN COUNTY	COLUMBUS CITY WORKHOUSE	5	N	Y	N	N	Y	N	N	N	Y	3	-
FRANKLIN COUNTY	COLUMBUS CITY JAIL	1	Y	N	Y	N	N	Y	N	Y	Y	3	6
FULTON COUNTY	COUNTY JAIL	1	N	N	Y	N	N	N	N	N	Y	NA	3
GALLIA COUNTY	COUNTY JAIL	4	N	N	N	Y	N	N	N	N	Y	NA	-
GAUGA COUNTY	COUNTY JAIL	1	N	N	Y	N	N	N	N	Y	Y	NA	8
GREENE COUNTY	COUNTY JAIL	1	N	Y	Y	N	Y	N	N	N	Y	3	7
GREENE COUNTY	FAIRBORN CITY JAIL	8	N	N	Y	N	N	N	N	N	Y	NA	-
GUERNSEY COUNTY	COUNTY JAIL	1	N	N	N	Y	N	Y	N	Y	Y	NA	2
HAMILTON COUNTY	COUNTY JAIL	2	Y	N	Y	N	Y	N	Y	N	N	3	40
HAMILTON COUNTY	CINCINNATI COMM. CORR. INST.	3	Y	N	Y	N	Y	N	Y	N	N	3	49
HANCOCK COUNTY	COUNTY JAIL	2	N	N	Y	N	N	N	N	Y	Y	NA	3

Table 4. Medical services, by county, by local jail within county—Continued

Table with columns: Name of county, Name of jail, Are inmates given-- (medical screening, physical exam), The person who administers physical exam (Doctor, Nurse, Para-med, Admitting officer, Other), Medical facilities available in the jail (None, Medical examining room, Infirmary (With-out beds, With beds), Other). Rows include counties from HARDIN to RICHLAND.

See footnotes at end of table.

Table 4. Medical services, by county, by local jail within county—Continued

Table with columns: Name of county, Name of jail, Number of miles to the nearest medical facility, Availability of medical personnel within the jail (Doctor(s) (Daily, Weekly, On-call, Never), Nurse(s) and/or paramedic(s) (Daily, Weekly, On-call, Never)), Frequency of sick calls in jail, Number of inmates on medication under prescription. Rows include counties from HARDIN to RICHLAND.

Table 4. Medical services, by county, by local jail within county—Continued

Name of county	Name of jail	Are inmates given--		The person who administers physical exam (Y=Yes, N=No)					Medical facilities available in the jail (Y=Yes, N=No)						
		medical screening <sup>1</sup>	physical exam <sup>2</sup>	Doctor	Nurse	Para-med	Admitting officer	Other <sup>3</sup>	None	Medical examining room	Infirmary		Other		
											With-out beds	With beds			
OHIO--CONTINUED															
RICHLAND COUNTY--CONTINUED	SHELBY CITY JAIL . . . . .	2	2	N	N	N	N	N	Y	N	N	N	N		
ROSS COUNTY	COUNTY JAIL . . . . .	1	2	N	Y	N	N	N	Y	N	N	N	N		
SANDUSKY COUNTY	COUNTY JAIL . . . . .	1	3	N	Y	N	N	N	Y	N	N	N	N		
SCIOTO COUNTY	COUNTY JAIL . . . . .	1	2	N	N	N	N	N	Y	N	N	N	N		
SENECA COUNTY	COUNTY JAIL . . . . .	2	2	N	N	N	N	N	Y	N	N	N	N		
	FOSTORIA CITY JAIL . . . . .	2	2	N	N	N	N	N	Y	N	N	N	N		
SHELBY COUNTY	COUNTY JAIL . . . . .	3	2	N	N	N	N	N	Y	Y	Y	N	N		
STARK COUNTY	COUNTY JAIL . . . . .	1	2	N	N	N	N	N	N	Y	N	Y	N		
SUMMIT COUNTY	COUNTY JAIL . . . . .	1	3	N	N	N	N	N	N	Y	N	N	N		
	AKRON CITY WORKHOUSE . . . . .	1	2	N	N	N	N	N	N	Y	N	N	N		
	TWINSBURG CITY JAIL . . . . .	1	2	N	N	N	N	N	N	Y	N	N	N		
TRUMBULL COUNTY	COUNTY JAIL . . . . .	1	2	N	N	N	N	N	N	Y	N	N	N		
	GIRARD CITY JAIL . . . . .	1	2	N	N	N	N	N	N	Y	N	N	N		
	NEWTON FALLS CITY JAIL . . . . .	1	2	N	N	N	N	N	N	Y	N	N	N		
	NILES CITY JAIL . . . . .	NA	NA	N	N	N	N	N	N	Y	N	N	N		
	WARREN CITY JAIL . . . . .	2	2	N	N	N	N	N	Y	N	N	N	N		
TUSCARAWAS COUNTY	COUNTY JAIL . . . . .	1	2	N	N	N	N	N	Y	N	N	N	N		
UNION COUNTY	COUNTY JAIL . . . . .	1	2	N	N	N	N	N	Y	N	N	N	N		
VAN WERT COUNTY	COUNTY JAIL . . . . .	1	2	N	N	N	N	N	Y	N	N	N	N		
VINTON COUNTY	COUNTY JAIL . . . . .	1	2	N	N	N	N	N	Y	N	N	N	N		
WARREN COUNTY	COUNTY JAIL . . . . .	1	3	Y	N	N	N	N	N	Y	N	N	N		
	LEBANON CITY JAIL . . . . .	1	2	N	N	N	N	N	Y	N	N	N	N		
WASHINGTON COUNTY	COUNTY JAIL . . . . .	1	2	N	N	N	N	N	N	Y	N	N	N		
WAYNE COUNTY	COUNTY JAIL . . . . .	1	2	N	N	N	N	N	N	Y	N	N	N		
	ORRVILLE CITY JAIL . . . . .	1	2	N	N	N	N	N	N	Y	N	N	N		
WILLIAMS COUNTY	COUNTY JAIL . . . . .	1	3	Y	N	N	N	N	N	Y	N	N	N		
WOOD COUNTY	COUNTY JAIL . . . . .	2	2	N	N	N	N	N	Y	N	N	N	N		
WYANDOT COUNTY	COUNTY JAIL . . . . .	2	2	N	N	N	N	N	Y	N	N	N	N		
STATE TOTAL				N 125 Y 24	N 133 Y 16	N 145 Y 5	N 147 Y 2	N 149 Y 0	N 42 Y 108	N 118 Y 32	N 145 Y 5	N 137 Y 13	N 147 Y 3		

See footnotes at end of table.

Table 4. Medical services, by county, by local jail within county—Continued

Name of county	Name of jail	Number of miles to the nearest medical facility (i.e., hospital, clinic)	Availability of medical personnel within the jail (Y=Yes, N=No)								Frequency of sick calls in jail <sup>4</sup>	Number of inmates on medication under prescription <sup>5</sup>		
			Doctor(s)				Nurse(s) and/or paramedic(s)							
			Daily	Weekly	On call	Never	Daily	Weekly	On call	Never				
OHIO--CONTINUED														
RICHLAND COUNTY--CONTINUED	SHELBY CITY JAIL . . . . .	1	N	N	N	Y	N	Y	N	Y	N	Y	NA	-
ROSS COUNTY	COUNTY JAIL . . . . .	5	N	N	N	Y	N	Y	N	Y	N	Y	NA	21
SANDUSKY COUNTY	COUNTY JAIL . . . . .	2	N	N	Y	N	Y	N	Y	N	Y	N	NA	4
SCIOTO COUNTY	COUNTY JAIL . . . . .	2	N	N	Y	N	N	N	N	Y	N	Y	NA	4
SENECA COUNTY	COUNTY JAIL . . . . .	2	N	N	N	Y	N	N	N	N	N	Y	NA	3
	FOSTORIA CITY JAIL . . . . .	1	N	N	N	Y	N	N	N	N	N	Y	NA	-
SHELBY COUNTY	COUNTY JAIL . . . . .	1	N	Y	Y	N	N	N	Y	Y	N	Y	NA	3
STARK COUNTY	COUNTY JAIL . . . . .	6	Y	N	Y	N	N	N	N	Y	N	Y	3	50
SUMMIT COUNTY	COUNTY JAIL . . . . .	2	N	N	Y	N	Y	N	N	N	Y	Y	2	75
	AKRON CITY WORKHOUSE . . . . .	1	N	N	Y	N	N	N	N	N	Y	Y	NA	25
	TWINSBURG CITY JAIL . . . . .	10	N	N	N	Y	N	N	N	Y	N	Y	NA	-
TRUMBULL COUNTY	COUNTY JAIL . . . . .	1	N	N	N	Y	N	N	N	Y	N	Y	3	18
	GIRARD CITY JAIL . . . . .	5	N	N	N	Y	Y	N	N	Y	N	Y	NA	-
	NEWTON FALLS CITY JAIL . . . . .	10	N	N	N	Y	N	Y	Y	Y	Y	Y	NA	-
	NILES CITY JAIL . . . . .	NA	N	N	N	N	N	N	N	N	N	N	NA	-
	WARREN CITY JAIL . . . . .	2	N	N	N	Y	N	N	N	N	Y	Y	NA	1
TUSCARAWAS COUNTY	COUNTY JAIL . . . . .	1	N	N	N	Y	N	N	N	Y	N	Y	NA	5
UNION COUNTY	COUNTY JAIL . . . . .	1	N	N	Y	N	N	N	Y	N	Y	N	NA	1
VAN WERT COUNTY	COUNTY JAIL . . . . .	1	N	N	N	Y	N	Y	Y	Y	Y	Y	NA	2
VINTON COUNTY	COUNTY JAIL . . . . .	8	N	N	N	Y	N	N	N	Y	N	Y	NA	-
WARREN COUNTY	COUNTY JAIL . . . . .	12	N	N	Y	N	N	N	N	N	N	Y	NA	10
	LEBANON CITY JAIL . . . . .	1	N	N	N	Y	N	N	N	Y	N	Y	NA	-
WASHINGTON COUNTY	COUNTY JAIL . . . . .	2	N	N	Y	N	N	N	Y	Y	Y	Y	NA	9
WAYNE COUNTY	COUNTY JAIL . . . . .	1	N	N	Y	N	Y	N	N	Y	N	Y	NA	4
	ORRVILLE CITY JAIL . . . . .	1	N	N	N	Y	N	N	N	Y	N	Y	NA	-
WILLIAMS COUNTY	COUNTY JAIL . . . . .	1	N	N	N	Y	N	N	N	Y	N	Y	NA	2
WOOD COUNTY	COUNTY JAIL . . . . .	1	N	N	Y	N	N	N	N	Y	N	Y	NA	4
WYANDOT COUNTY	COUNTY JAIL . . . . .	1	N	N	N	Y	N	N	Y	Y	Y	Y	NA	2
STATE TOTAL			N 139 Y 11	N 140 Y 10	N 73 Y 77	N 89 Y 61	N 127 Y 23	N 138 Y 12	N 138 Y 12	N 25 Y 125			1 286	



Table 4. Medical services, by county, by local jail within county--Continued

Name of county	Name of jail	Are inmates given--		The person who administers physical exam (Y=Yes, N=No)					Medical facilities available in the jail (Y=Yes, N=No)				
		medical screening <sup>1</sup>	physical exam <sup>2</sup>	Doctor	Nurse	Para-med	Admitting officer <sup>3</sup>	Other <sup>4</sup>	None	Medical exam- ing room	Infirmary		Other
											With- out beds	With beds	
SOUTH DAKOTA (44 JAILS)													
BEADLE COUNTY	COUNTY JAIL. . . . .	1	2	N	N	N	N	N	Y	N	N	N	
BENNETT COUNTY	COUNTY JAIL. . . . .	1	3	Y	N	N	N	N	Y	N	N	N	
BON HOMME COUNTY	COUNTY JAIL. . . . .	1	3	Y	Y	N	N	N	Y	N	N	N	
BROOKINGS COUNTY	COUNTY JAIL. . . . .	1	2	N	N	N	N	N	Y	N	N	N	
BROWN COUNTY	COUNTY JAIL. . . . .	1	2	N	N	N	N	N	Y	N	N	N	
BRULE COUNTY	COUNTY JAIL. . . . .	1	3	N	N	N	Y	N	Y	N	N	N	
BUTTE COUNTY	COUNTY JAIL. . . . .	2	2	N	N	N	N	N	Y	N	N	N	
CHARLES MIX COUNTY	COUNTY JAIL. . . . .	NA	NA	N	N	N	N	N	N	N	N	N	
CLAY COUNTY	COUNTY JAIL. . . . .	2	2	N	N	N	N	N	Y	N	N	N	
CODINGTON COUNTY	WATERTOWN CITY JAIL. . . . .	1	2	N	N	N	N	N	Y	N	N	N	
CORSON COUNTY	COUNTY JAIL. . . . .	3	2	N	N	N	N	N	Y	N	N	N	
DAVISON COUNTY	COUNTY JAIL. . . . .	1	2	N	N	N	N	N	Y	N	N	N	
DAY COUNTY	COUNTY JAIL. . . . .	1	3	Y	N	N	N	N	Y	N	N	N	
EDMUNDS COUNTY	COUNTY JAIL. . . . .	2	2	N	N	N	N	N	Y	N	N	N	
FALL RIVER COUNTY	COUNTY JAIL. . . . .	1	2	N	N	N	N	N	Y	N	N	N	
FAULK COUNTY	COUNTY JAIL. . . . .	3	2	N	N	N	N	N	Y	N	N	N	
GRANT COUNTY	HILBANK DETENTION CENTER . . . . .	1	2	N	N	N	N	N	Y	N	N	N	
GREGORY COUNTY	COUNTY JAIL. . . . .	1	2	N	N	N	N	N	Y	N	N	N	
	GREGORY CITY JAIL. . . . .	2	2	N	N	N	N	N	Y	N	N	N	
HAND COUNTY	COUNTY JAIL. . . . .	3	3	Y	Y	N	N	N	Y	N	N	N	
HUGHES COUNTY	COUNTY JAIL. . . . .	1	2	N	N	N	N	N	Y	N	N	N	
HYDE COUNTY	COUNTY JAIL. . . . .	1	2	N	N	N	N	N	Y	N	N	N	
JACKSON COUNTY	COUNTY JAIL. . . . .	1	2	N	N	N	N	N	Y	N	N	N	
JONES COUNTY	COUNTY JAIL. . . . .	1	3	N	M	N	N	Y	Y	N	N	N	
LAKE COUNTY	COUNTY JAIL. . . . .	2	2	N	N	N	N	N	Y	N	N	N	
LAWRENCE COUNTY	COUNTY JAIL. . . . .	2	2	N	N	N	N	N	Y	N	N	N	
LINCOLN COUNTY	COUNTY JAIL. . . . .	3	3	N	N	N	N	N	Y	N	N	N	
MCCOOK COUNTY	COUNTY JAIL. . . . .	1	3	Y	N	N	N	N	Y	N	N	N	
MARSHALL COUNTY	COUNTY JAIL. . . . .	1	2	N	N	N	N	N	Y	N	N	N	
MEADE COUNTY	COUNTY JAIL. . . . .	3	3	Y	N	N	N	N	Y	N	N	N	
MELLETTE COUNTY	COUNTY JAIL. . . . .	3	2	N	N	N	N	N	Y	N	N	N	
HINNEHAHA COUNTY	COUNTY JAIL. . . . .	1	2	N	N	N	N	N	Y	N	N	N	
MOODY COUNTY	COUNTY JAIL. . . . .	1	2	N	N	N	N	N	Y	N	N	N	
PENNINGTON COUNTY	COUNTY JAIL. . . . .	1	3	Y	N	N	N	N	Y	N	N	N	
PERKINS COUNTY	COUNTY JAIL. . . . .	1	2	N	N	N	N	N	Y	N	N	N	
POTTER COUNTY	COUNTY JAIL. . . . .	1	3	NA	NA	NA	NA	NA	Y	N	N	N	
ROBERTS COUNTY	COUNTY JAIL. . . . .	2	2	N	N	N	N	N	Y	N	N	N	
SPINK COUNTY	COUNTY JAIL. . . . .	1	2	N	N	N	N	N	Y	N	N	N	
TRIPP COUNTY	COUNTY JAIL. . . . .	3	3	NA	NA	NA	NA	NA	Y	N	N	N	
	WINNER CITY JAIL. . . . .	2	2	N	N	N	N	N	Y	N	N	N	
TURNER COUNTY	COUNTY JAIL. . . . .	2	2	N	N	N	N	N	Y	N	N	N	
WALWORTH COUNTY	COUNTY JAIL. . . . .	2	2	N	N	N	N	N	Y	N	N	N	
	MOBRIDGE CITY JAIL. . . . .	1	2	N	N	N	N	N	Y	N	N	N	
YANKTON COUNTY	YANKTON CITY JAIL. . . . .	1	2	N	N	N	N	N	Y	N	N	N	
STATE TOTAL				N 35 Y 7	N 40 Y 2	N 42 Y 0	N 41 Y 1	N 41 Y 1	N 3 Y 41	N 42 Y 2	N 44 Y 0	N 44 Y 0	

See footnotes at end of table.

Table 4. Medical services, by county, by local jail within county--Continued

Name of county	Name of jail	Number of miles to the nearest medical facility (i.e., hospital, clinic)	Availability of medical personnel within the jail (Y=Yes, N=No)								Frequency of sick calls in jail <sup>5</sup>	Number of inmates on medication under prescription <sup>6</sup>
			Doctor(s)				Nurse(s) and/or paramedic(s)					
			Daily	Weekly	On call	Never	Daily	Weekly	On call	Never		
SOUTH DAKOTA (44 JAILS)												
BEADLE COUNTY	COUNTY JAIL. . . . .	1	N	N	Y	N	N	N	Y	Y	NA	2
BENNETT COUNTY	COUNTY JAIL. . . . .	2	N	N	Y	N	N	N	Y	Y	NA	-
BON HOMME COUNTY	COUNTY JAIL. . . . .	1	N	N	Y	N	N	N	Y	Y	NA	2
BROOKINGS COUNTY	COUNTY JAIL. . . . .	2	N	N	N	Y	N	N	N	Y	NA	2
BROWN COUNTY	COUNTY JAIL. . . . .	1	N	N	Y	N	Y	N	Y	Y	NA	4
BRULE COUNTY	COUNTY JAIL. . . . .	1	N	N	N	Y	N	N	N	Y	NA	-
BUTTE COUNTY	COUNTY JAIL. . . . .	1	N	N	N	N	N	N	N	Y	NA	1
CHARLES MIX COUNTY	COUNTY JAIL. . . . .	NA	N	N	N	N	N	N	N	N	NA	-
CLAY COUNTY	COUNTY JAIL. . . . .	1	N	N	Y	N	N	N	N	Y	NA	-
CODINGTON COUNTY	WATERTOWN CITY JAIL. . . . .	1	N	N	N	Y	N	N	N	Y	NA	-
CORSON COUNTY	COUNTY JAIL. . . . .	60	N	N	N	Y	N	N	N	Y	NA	-
DAVISON COUNTY	COUNTY JAIL. . . . .	2	N	N	Y	N	N	N	Y	Y	NA	-
DAY COUNTY	COUNTY JAIL. . . . .	1	N	N	Y	N	N	N	Y	N	NA	-
EDMUNDS COUNTY	COUNTY JAIL. . . . .	1	N	N	Y	N	N	N	N	Y	NA	-
FALL RIVER COUNTY	COUNTY JAIL. . . . .	1	N	N	Y	N	N	N	N	Y	NA	-
FAULK COUNTY	COUNTY JAIL. . . . .	1	N	N	N	Y	N	N	N	Y	NA	-
GRANT COUNTY	HILBANK DETENTION CENTER . . . . .	1	N	N	N	Y	N	N	N	Y	NA	-
GREGORY COUNTY	COUNTY JAIL. . . . .	1	N	N	N	Y	N	N	N	Y	NA	1
	GREGORY CITY JAIL. . . . .	1	N	N	Y	N	N	N	N	Y	NA	-
HAND COUNTY	COUNTY JAIL. . . . .	1	N	N	N	Y	N	N	N	Y	NA	-
HUGHES COUNTY	COUNTY JAIL. . . . .	1	N	N	Y	N	N	N	Y	N	NA	-
HYDE COUNTY	COUNTY JAIL. . . . .	5	N	N	Y	N	N	N	N	Y	NA	-
JACKSON COUNTY	COUNTY JAIL. . . . .	1	N	N	N	Y	N	N	N	Y	NA	-
JONES COUNTY	COUNTY JAIL. . . . .	40	N	N	N	Y	N	N	N	Y	NA	-
LAKE COUNTY	COUNTY JAIL. . . . .	1	N	N	N	Y	N	N	N	Y	NA	-
LAWRENCE COUNTY	COUNTY JAIL. . . . .	1	N	N	N	Y	N	N	N	Y	NA	4
LINCOLN COUNTY	COUNTY JAIL. . . . .	3	N	N	Y	N	N	N	N	Y	NA	-
MCCOOK COUNTY	COUNTY JAIL. . . . .	35	N	N	Y	N	N	N	N	Y	NA	-
MARSHALL COUNTY	COUNTY JAIL. . . . .	1	N	N	Y	N	N	N	N	Y	NA	-
MEADE COUNTY	COUNTY JAIL. . . . .	1	N	N	Y	N	N	N	N	Y	NA	-
MELLETTE COUNTY	COUNTY JAIL. . . . .	57	N	N	N	Y	N	N	N	Y	NA	-
HINNEHAHA COUNTY	COUNTY JAIL. . . . .	3	N	Y	Y	N	N	Y	Y	Y	NA	1
MOODY COUNTY	COUNTY JAIL. . . . .	1	N	N	N	Y	N	N	N	Y	NA	5
PENNINGTON COUNTY	COUNTY JAIL. . . . .	4	N	N	Y	N	N	N	N	Y	NA	4
PERKINS COUNTY	COUNTY JAIL. . . . .	46	N	N	Y	N	N	N	Y	Y	NA	-
POTTER COUNTY	COUNTY JAIL. . . . .	1	N	N	N	Y	N	N	N	Y	NA	-
ROBERTS COUNTY	COUNTY JAIL. . . . .	1	N	N	N	Y	N	N	N	Y	NA	-
SPINK COUNTY	COUNTY JAIL. . . . .	1	N	N	Y	N	N	N	Y	Y	NA	-
TRIPP COUNTY	COUNTY JAIL. . . . .	1	N	N	Y	N	N	N	Y	Y	NA	-
	WINNER CITY JAIL. . . . .	1	N	N	N	Y	N	N	N	Y	NA	1
TURNER COUNTY	COUNTY JAIL. . . . .	18	N	N	Y	N	N	N	N	Y	NA	-
WALWORTH COUNTY	COUNTY JAIL. . . . .	23	N	N	Y	N	N	N	N	Y	NA	-
	MOBRIDGE CITY JAIL. . . . .	1	N	N	Y	N	N	N	N	Y	NA	-
YANKTON COUNTY	YANKTON CITY JAIL. . . . .	1	N	N	Y	N	N	N	Y	Y	NA	2
STATE TOTAL			N 44 Y 0	N 43 Y 1	N 20 Y 24	N 26 Y 18	N 43 Y 1	N 43 Y 1	N 32 Y 12	N 3 Y 41		26

Table 4. Medical services, by county, by local jail within county—Continued

Name of county	Name of jail	Are inmates given--		The person who administers physical exam (Y=Yes, N=No)					Medical facilities available in the jail (Y=Yes, N=No)				
		medical screening <sup>1</sup>	physical exam <sup>2</sup>	Doctor	Nurse	Para-med	Admitting officer	Other <sup>3</sup>	None	Medical examining room	Infirmary	Other	
									With-out beds	With beds			
WISCONSIN (70 JAILS)													
ADAMS COUNTY	COUNTY JAIL. . . . .	3	2	N	N	N	N	N	Y	N	N	N	
ASHLAND COUNTY	COUNTY JAIL. . . . .	1	2	N	N	N	N	N	Y	N	N	N	
BARRON COUNTY	COUNTY JAIL. . . . .	1	2	N	N	N	N	N	Y	N	N	N	
BROWN COUNTY	COUNTY JAIL. . . . .	1	3	N	N	N	Y	N	N	Y	N	N	
BUFFALO COUNTY	COUNTY JAIL. . . . .	1	2	N	N	N	N	N	Y	N	N	N	
BURNETT COUNTY	COUNTY JAIL. . . . .	1	2	N	N	N	N	N	Y	N	N	N	
CALUMET COUNTY	COUNTY JAIL. . . . .	1	2	N	N	N	N	N	Y	N	N	N	
CHIPPEWA COUNTY	COUNTY JAIL. . . . .	1	2	N	N	N	N	N	Y	N	N	N	
CLARK COUNTY	COUNTY JAIL. . . . .	2	2	N	N	N	N	N	Y	N	N	N	
COLUMBIA COUNTY	COUNTY JAIL. . . . .	1	2	N	N	N	N	N	Y	N	N	N	
CRAWFORD COUNTY	COUNTY JAIL. . . . .	1	3	Y	N	N	N	N	Y	N	N	N	
DANE COUNTY	COUNTY JAIL. . . . .	1	3	Y	Y	N	Y	N	N	Y	N	N	
DODGE COUNTY	COUNTY JAIL. . . . .	1	2	N	N	N	N	N	Y	N	N	N	
DOOR COUNTY	COUNTY JAIL. . . . .	1	2	N	N	N	N	N	Y	N	N	N	
DOUGLAS COUNTY	COUNTY JAIL. . . . .	1	2	N	N	N	N	N	Y	N	N	N	
DUNN COUNTY	COUNTY JAIL. . . . .	1	3	N	N	N	Y	N	Y	N	N	N	
EAU CLAIRE COUNTY	COUNTY JAIL. . . . .	1	3	Y	Y	Y	Y	N	N	Y	N	N	
FOND DU LAC COUNTY	COUNTY JAIL. . . . .	3	2	N	N	N	N	N	Y	N	N	N	
FOREST COUNTY	COUNTY JAIL. . . . .	1	2	N	N	N	N	N	Y	N	N	N	
GRANT COUNTY	COUNTY JAIL. . . . .	1	2	N	N	N	N	N	Y	N	N	N	
GREEN COUNTY	COUNTY JAIL. . . . .	1	1	N	Y	N	N	N	Y	N	N	N	
GREEN LAKE COUNTY	COUNTY JAIL. . . . .	1	2	N	N	N	N	N	Y	N	N	N	
IOWA COUNTY	COUNTY JAIL. . . . .	1	2	N	N	N	N	N	Y	N	N	N	
IRON COUNTY	COUNTY JAIL. . . . .	1	2	N	N	N	N	N	Y	N	N	N	
JACKSON COUNTY	COUNTY JAIL. . . . .	1	2	N	N	N	N	N	Y	N	N	N	
JEFFERSON COUNTY	COUNTY JAIL. . . . .	1	2	N	N	N	N	N	Y	N	N	N	
JUNEAU COUNTY	COUNTY JAIL. . . . .	3	3	Y	N	N	N	N	Y	N	N	N	
KENOSHA COUNTY	COUNTY JAIL. . . . .	1	2	N	N	N	N	N	Y	N	N	N	
KEWAUNEE COUNTY	COUNTY JAIL. . . . .	1	2	N	N	N	N	N	Y	N	N	N	
LA CROSSE COUNTY	COUNTY JAIL. . . . .	1	2	N	N	N	N	N	Y	N	N	N	
LAFAYETTE COUNTY	COUNTY JAIL. . . . .	1	2	N	N	N	N	N	Y	N	N	N	
LANGLADE COUNTY	COUNTY JAIL. . . . .	1	2	N	N	N	N	N	Y	N	N	N	
LINCOLN COUNTY	COUNTY JAIL. . . . .	3	3	Y	N	N	N	N	Y	N	N	N	
MANITOWOC COUNTY	COUNTY JAIL. . . . .	1	2	N	N	N	N	N	Y	N	N	N	
MARATHON COUNTY	COUNTY JAIL. . . . .	1	2	N	N	N	N	N	Y	N	N	N	
MARINETTE COUNTY	COUNTY JAIL. . . . .	1	2	N	N	N	N	N	Y	N	N	N	
MARQUETTE COUNTY	COUNTY JAIL. . . . .	1	2	N	N	N	N	N	Y	N	N	N	
MILWAUKEE COUNTY	COUNTY JAIL. . . . .	3	3	Y	Y	N	Y	N	N	Y	N	Y	
	COUNTY HOUSE OF CORRECTION .	3	3	N	Y	N	N	N	N	Y	N	Y	
MONROE COUNTY	COUNTY JAIL. . . . .	1	2	N	N	N	N	N	Y	N	N	N	
OCONTO COUNTY	COUNTY JAIL. . . . .	1	2	N	N	N	N	N	Y	N	N	N	
ONEIDA COUNTY	COUNTY JAIL. . . . .	2	2	N	N	N	N	N	Y	N	N	N	
OUTAGAMIE COUNTY	COUNTY JAIL. . . . .	1	2	N	N	N	N	N	Y	N	N	N	
OZAUKEE COUNTY	COUNTY JAIL. . . . .	1	2	N	N	N	N	N	Y	N	N	N	
PEPIN COUNTY	COUNTY JAIL. . . . .	1	2	N	N	N	N	N	Y	N	N	N	
PIERCE COUNTY	COUNTY JAIL. . . . .	1	2	N	N	N	N	N	Y	N	N	N	
POLK COUNTY	COUNTY JAIL. . . . .	1	2	N	N	N	N	N	Y	N	N	N	
PORTAGE COUNTY	COUNTY JAIL. . . . .	1	2	N	N	N	N	N	Y	N	N	N	

See footnotes at end of table.

Table 4. Medical services, by county, by local jail within county—Continued

Name of county	Name of jail	Number of miles to the nearest medical facility (i.e., hospital, clinic)	Availability of medical personnel within the jail (Y=Yes, N=No)								Frequency of sick calls in jail <sup>4</sup>	Number of inmates on medication under prescription <sup>5</sup>
			Doctor(s)				Nurse(s) and/or paramedic(s)					
			Daily	Weekly	On call	Never	Daily	Weekly	On call	Never		
WISCONSIN (70 JAILS)												
ADAMS COUNTY	COUNTY JAIL. . . . .	1	N	N	Y	N	N	Y	Y	Y	NA	-
ASHLAND COUNTY	COUNTY JAIL. . . . .	1	N	N	N	Y	N	N	N	Y	NA	-
BARRON COUNTY	COUNTY JAIL. . . . .	1	N	N	N	Y	N	N	N	Y	NA	2
BROWN COUNTY	COUNTY JAIL. . . . .	1	N	N	Y	N	N	N	Y	N	1	7
BUFFALO COUNTY	COUNTY JAIL. . . . .	1	N	N	Y	N	N	N	Y	Y	NA	1
BURNETT COUNTY	COUNTY JAIL. . . . .	1	N	N	N	Y	N	Y	Y	Y	NA	-
CALUMET COUNTY	COUNTY JAIL. . . . .	1	N	N	N	Y	N	N	N	Y	NA	-
CHIPPEWA COUNTY	COUNTY JAIL. . . . .	1	N	N	N	Y	N	N	N	Y	NA	-
CLARK COUNTY	COUNTY JAIL. . . . .	1	N	N	N	Y	N	N	N	Y	NA	3
COLUMBIA COUNTY	COUNTY JAIL. . . . .	1	N	N	N	Y	N	N	N	Y	NA	-
CRAWFORD COUNTY	COUNTY JAIL. . . . .	1	N	N	N	Y	N	N	N	Y	NA	1
DANE COUNTY	COUNTY JAIL. . . . .	1	N	Y	Y	N	Y	N	N	Y	3	15
DODGE COUNTY	COUNTY JAIL. . . . .	1	N	N	Y	N	N	N	Y	Y	NA	2
DOOR COUNTY	COUNTY JAIL. . . . .	1	N	N	Y	N	N	N	Y	Y	NA	-
DOUGLAS COUNTY	COUNTY JAIL. . . . .	2	N	N	N	Y	N	N	N	Y	NA	-
DUNN COUNTY	COUNTY JAIL. . . . .	1	N	N	Y	N	N	N	Y	Y	NA	2
EAU CLAIRE COUNTY	COUNTY JAIL. . . . .	2	N	Y	Y	N	Y	Y	Y	N	NA	8
FOND DU LAC COUNTY	COUNTY JAIL. . . . .	1	N	N	Y	N	N	N	Y	Y	NA	1
FOREST COUNTY	COUNTY JAIL. . . . .	1	N	N	N	Y	N	N	N	Y	NA	1
GRANT COUNTY	COUNTY JAIL. . . . .	1	N	N	Y	N	N	N	N	Y	NA	2
GREEN COUNTY	COUNTY JAIL. . . . .	1	N	N	Y	N	N	N	Y	Y	NA	1
GREEN LAKE COUNTY	COUNTY JAIL. . . . .	10	N	N	Y	N	N	N	N	Y	NA	-
IOWA COUNTY	COUNTY JAIL. . . . .	1	N	N	N	Y	N	N	N	Y	NA	1
IRON COUNTY	COUNTY JAIL. . . . .	1	N	N	N	Y	N	N	Y	Y	NA	-
JACKSON COUNTY	COUNTY JAIL. . . . .	1	N	N	Y	N	N	N	Y	N	NA	-
JEFFERSON COUNTY	COUNTY JAIL. . . . .	6	N	N	Y	N	N	N	N	Y	NA	1
JUNEAU COUNTY	COUNTY JAIL. . . . .	1	N	N	Y	N	N	N	Y	Y	NA	1
KENOSHA COUNTY	COUNTY JAIL. . . . .	1	N	N	N	Y	N	Y	Y	Y	4	6
KEWAUNEE COUNTY	COUNTY JAIL. . . . .	1	N	N	Y	N	N	N	Y	Y	NA	-
LA CROSSE COUNTY	COUNTY JAIL. . . . .	2	N	N	N	Y	N	N	Y	Y	NA	3
LAFAYETTE COUNTY	COUNTY JAIL. . . . .	1	N	N	Y	N	N	N	N	Y	NA	-
LANGLADE COUNTY	COUNTY JAIL. . . . .	1	N	N	Y	N	N	N	N	Y	NA	2
LINCOLN COUNTY	COUNTY JAIL. . . . .	1	N	N	N	Y	N	N	N	Y	NA	1
MANITOWOC COUNTY	COUNTY JAIL. . . . .	1	N	N	Y	N	N	N	Y	Y	NA	3
MARATHON COUNTY	COUNTY JAIL. . . . .	1	N	N	Y	N	N	N	Y	Y	NA	3
MARINETTE COUNTY	COUNTY JAIL. . . . .	1	N	N	N	Y	N	N	N	Y	NA	3
MARQUETTE COUNTY	COUNTY JAIL. . . . .	25	N	N	N	Y	N	N	Y	Y	NA	-
MILWAUKEE COUNTY	COUNTY JAIL. . . . .	10	Y	N	N	N	Y	N	N	Y	3	200
	COUNTY HOUSE OF CORRECTION .	15	N	Y	Y	N	Y	N	N	Y	3	25
MONROE COUNTY	COUNTY JAIL. . . . .	1	N	N	N	Y	N	N	N	Y	NA	-
OCONTO COUNTY	COUNTY JAIL. . . . .	1	N	N	Y	N	N	N	Y	Y	NA	4
ONEIDA COUNTY	COUNTY JAIL. . . . .	1	N	N	N	Y	N	N	N	Y	NA	1
OUTAGAMIE COUNTY	COUNTY JAIL. . . . .	1	N	N	N	Y	N	N	Y	Y	NA	1
OZAUKEE COUNTY	COUNTY JAIL. . . . .	1	N	N	Y	N	N	N	Y	N	NA	-
PEPIN COUNTY	COUNTY JAIL. . . . .	1	N	N	Y	N	N	N	N	Y	NA	-
PIERCE COUNTY	COUNTY JAIL. . . . .	14	N	N	Y	N	N	N	N	Y	NA	-
POLK COUNTY	COUNTY JAIL. . . . .	15	N	N	N	Y	N	N	N	Y	NA	2
PORTAGE COUNTY	COUNTY JAIL. . . . .	1	N	N	N	Y	N	N	N	Y	NA	3

Table 4. Medical services, by county, by local jail within county—Continued

Name of county	Name of jail	Are inmates given--		The person who administers physical exam (Y=Yes, N=No)					Medical facilities available in the jail (Y=Yes, N=No)				
		medical screening <sup>1</sup>	physical exam <sup>2</sup>	Doctor	Nurse	Para-med	Admitting officer	Other <sup>3</sup>	None	Medical examining room	Infirmary		Other
											With-out beds	With beds	
WISCONSIN--CONTINUED													
PRICE COUNTY	COUNTY JAIL. . . . .	1	2	N	N	N	N	N	Y	N	N	N	N
RACINE COUNTY	COUNTY JAIL. . . . .	NA	NA	N	N	N	N	N	N	N	N	N	N
RICHLAND COUNTY	COUNTY JAIL. . . . .	1	3	Y	N	N	N	N	Y	N	N	N	N
ROCK COUNTY	COUNTY JAIL. . . . .	1	2	N	N	N	N	N	N	N	N	Y	N
RUSK COUNTY	COUNTY JAIL. . . . .	1	2	N	N	N	N	N	Y	N	N	N	N
ST. CROIX COUNTY	COUNTY JAIL. . . . .	NA	NA	N	N	N	N	N	N	N	N	N	N
SAUK COUNTY	COUNTY JAIL. . . . .	1	2	N	N	N	N	N	Y	N	N	N	N
SAWYER COUNTY	COUNTY JAIL. . . . .	1	2	N	N	N	N	N	Y	N	N	N	N
SHAWANO COUNTY	COUNTY JAIL. . . . .	1	2	N	N	N	N	N	Y	N	N	N	N
SHEBOYGAN COUNTY	COUNTY JAIL. . . . .	1	2	N	N	N	N	N	Y	N	N	N	N
TAYLOR COUNTY	COUNTY JAIL. . . . .	1	2	N	N	N	N	N	Y	N	N	N	N
TREMPEALEAU COUNTY	COUNTY JAIL. . . . .	2	2	N	N	N	N	N	Y	N	N	N	N
VERNON COUNTY	COUNTY JAIL. . . . .	1	3	Y	N	N	N	N	Y	N	N	N	N
VILAS COUNTY	COUNTY JAIL. . . . .	1	2	N	N	N	N	N	Y	N	N	N	N
WALWORTH COUNTY	COUNTY JAIL. . . . .	1	2	N	N	N	N	N	N	N	N	Y	N
WASHBURN COUNTY	COUNTY JAIL. . . . .	2	2	N	N	N	N	N	Y	N	N	N	N
WASHINGTON COUNTY	COUNTY JAIL. . . . .	1	2	N	N	N	N	N	Y	N	N	N	N
WAUKESHA COUNTY	COUNTY JAIL. . . . .	1	2	N	N	N	N	N	Y	N	N	N	N
WAUPACA COUNTY	COUNTY JAIL. . . . .	1	2	N	N	N	N	N	Y	N	N	N	N
WAUSHARA COUNTY	COUNTY JAIL. . . . .	1	2	N	N	N	N	N	Y	N	N	N	N
WINNEBAGO COUNTY	COUNTY JAIL. . . . .	1	2	N	N	N	N	N	Y	N	N	N	N
WOOD COUNTY	COUNTY JAIL. . . . .	1	3	Y	Y	Y	N	N	Y	N	N	N	N
STATE TOTAL	. . . . .			N 61 Y 9	N 64 Y 6	N 68 Y 2	N 65 Y 5	N 70 Y 0	N 12 Y 58	N 62 Y 8	N 70 Y 0	N 66 Y 4	N 69 Y 1

- Represents zero or rounds to zero.  
 NA Not available.  
<sup>1</sup>The health interview or "screening" is an initial assessment of the person's health which is made from observing and asking medically-related questions such as "are you on medication", etc. Code 1 = all inmates receive a medical screening, 2 = none receive a medical screening, 3 = some receive a medical screening.  
<sup>2</sup>The physical examination involves such things as taking blood pressure, blood or urine sample, chest x-ray, eye and ear examination, etc. Code 1 = all inmates receive physical examination, 2 = none receive a physical examination, 3 = some receive a physical examination.  
<sup>3</sup>The "Other" category consists of those facilities having shared medical facilities, a hospital prison ward, etc.  
<sup>4</sup>Code 1 = frequency of sick calls in jail once a week, 2 = frequency of sick calls in jail 2 to 6 times a week, 3 = frequency of sick calls in jail is daily, 4 = never have sick call in jail.  
<sup>5</sup>The number given represents those inmates receiving medication under prescription at the time the questionnaire was completed by the facility.

Table 4. Medical services, by county, by local jail within county—Continued

Name of county	Name of jail	Number of miles to the nearest medical facility (i.e., hospital, clinic)	Availability of medical personnel within the jail (Y=Yes, N=No)								Frequency of sick calls in jail <sup>4</sup>	Number of inmates on medication under prescription <sup>5</sup>
			Doctor(s)				Nurse(s) and/or paramedic(s)					
			Daily	Weekly	On call	Never	Daily	Weekly	On call	Never		
WISCONSIN--CONTINUED												
PRICE COUNTY	COUNTY JAIL. . . . .	18	N	N	Y	N	N	N	Y	Y	NA	3
RACINE COUNTY	COUNTY JAIL. . . . .	NA	N	N	N	N	N	N	N	N	-0	-
RICHLAND COUNTY	COUNTY JAIL. . . . .	1	N	N	N	Y	N	N	N	Y	NA	3
ROCK COUNTY	COUNTY JAIL. . . . .	2	N	N	Y	N	N	Y	Y	N	3	8
RUSK COUNTY	COUNTY JAIL. . . . .	3	N	N	N	Y	N	Y	N	Y	NA	-
ST. CROIX COUNTY	COUNTY JAIL. . . . .	NA	N	N	N	N	N	N	N	N	NA	-
SAUK COUNTY	COUNTY JAIL. . . . .	2	N	N	Y	N	N	N	Y	N	NA	1
SAWYER COUNTY	COUNTY JAIL. . . . .	1	N	N	Y	N	N	N	Y	Y	NA	-
SHAWANO COUNTY	COUNTY JAIL. . . . .	1	N	N	Y	N	N	N	N	Y	NA	2
SHEBOYGAN COUNTY	COUNTY JAIL. . . . .	1	N	N	Y	N	N	N	N	Y	NA	5
TAYLOR COUNTY	COUNTY JAIL. . . . .	1	N	N	N	Y	N	N	N	Y	NA	-
TREMPEALEAU COUNTY	COUNTY JAIL. . . . .	1	N	N	N	Y	N	N	N	Y	NA	-
VERNON COUNTY	COUNTY JAIL. . . . .	1	N	N	N	Y	N	N	N	Y	NA	-
VILAS COUNTY	COUNTY JAIL. . . . .	1	N	N	N	Y	N	N	N	Y	NA	2
WALWORTH COUNTY	COUNTY JAIL. . . . .	1	N	N	Y	N	N	N	Y	N	NA	1
WASHBURN COUNTY	COUNTY JAIL. . . . .	1	N	N	N	Y	N	N	N	Y	NA	-
WASHINGTON COUNTY	COUNTY JAIL. . . . .	1	N	N	N	Y	N	N	N	Y	NA	4
WAUKESHA COUNTY	COUNTY JAIL. . . . .	2	N	Y	Y	N	N	Y	N	Y	1	11
WAUPACA COUNTY	COUNTY JAIL. . . . .	1	N	N	Y	N	N	N	N	Y	NA	-
WAUSHARA COUNTY	COUNTY JAIL. . . . .	1	N	N	N	Y	N	N	N	Y	NA	-
WINNEBAGO COUNTY	COUNTY JAIL. . . . .	2	N	N	Y	N	N	Y	Y	N	NA	6
WOOD COUNTY	COUNTY JAIL. . . . .	1	N	N	Y	N	N	N	Y	N	NA	2
STATE TOTAL	. . . . .	N 69 Y 1	N 67 Y 3	N 45 Y 25	N 26 Y 44	N 66 Y 4	N 66 Y 4	N 26 Y 44	N 4 Y 66			306

Table 5. Institutional programs, by county, by local jail within county

Name of county	Name of jail	Work-release programs			Weekend sentence programs				
		Does the facility have a work release program (Y=Yes, N=No)	Number of inmates that participate <sup>1</sup>		Does the facility have a weekend sentence program (Y=Yes, N=No)	Number of inmates that are usually serving a weekend sentence			
			Total	Males		Females	Total	Males	Females
ILLINOIS (100 JAILS)									
ADAMS COUNTY	COUNTY JAIL. . . . .	Y	6	6	-	Y	1	1	-
ALEXANDER COUNTY	COUNTY JAIL. . . . .	Y	-	-	-	Y	-	-	-
BOND COUNTY	COUNTY JAIL. . . . .	N	-	-	-	Y	2	2	-
BOONE COUNTY	COUNTY JAIL. . . . .	Y	6	6	-	Y	1	1	-
BROWN COUNTY	COUNTY JAIL. . . . .	Y	-	-	-	Y	-	-	-
BUREAU COUNTY	COUNTY JAIL. . . . .	N	-	-	-	Y	5	5	-
CALHOUN COUNTY	COUNTY JAIL. . . . .	Y	-	-	-	Y	-	-	-
CARROLL COUNTY	COUNTY JAIL. . . . .	Y	7	7	-	Y	5	3	2
CASS COUNTY	COUNTY JAIL. . . . .	Y	-	-	-	Y	2	2	-
CHAMPAIGN COUNTY	COUNTY JAIL. . . . .	Y	2	1	1	Y	1	1	-
CHRISTIAN COUNTY	COUNTY JAIL. . . . .	Y	-	-	-	Y	1	1	-
CLARK COUNTY	COUNTY JAIL. . . . .	Y	1	1	-	Y	2	2	-
CLAY COUNTY	COUNTY JAIL. . . . .	Y	-	-	-	Y	-	-	-
CLINTON COUNTY	COUNTY JAIL. . . . .	Y	-	-	-	Y	1	1	-
COLES COUNTY	COUNTY JAIL. . . . .	Y	3	3	-	Y	6	4	2
COOK COUNTY	COUNTY JAIL DIVISION 1 . . . .	N	-	-	-	N	-	-	-
	COUNTY JAIL DIVISION 2 . . . .	N	-	-	-	N	-	-	-
	CO. WOMENS CORRECTNL CENTER.	N	-	-	-	N	-	-	-
	COUNTY JAIL DIVISION 4 . . . .	Y	218	218	-	Y	100	100	-
CRAWFORD COUNTY	COUNTY JAIL. . . . .	Y	1	1	-	Y	-	-	-
CUMBERLAND COUNTY	COUNTY JAIL. . . . .	N	-	-	-	Y	1	1	-
DE KALB COUNTY	COUNTY JAIL. . . . .	Y	-	-	-	Y	3	3	-
DE WITT COUNTY	COUNTY JAIL. . . . .	N	-	-	-	Y	2	2	-
DOUGLAS COUNTY	COUNTY JAIL. . . . .	Y	-	-	-	Y	5	5	-
DU PAGE COUNTY	COUNTY JAIL. . . . .	Y	7	7	-	Y	12	12	-
EDGAR COUNTY	COUNTY JAIL. . . . .	Y	2	2	-	Y	2	2	-
EFFINGHAM COUNTY	COUNTY JAIL. . . . .	Y	1	1	-	Y	1	1	-
FAYETTE COUNTY	COUNTY JAIL. . . . .	N	-	-	-	Y	1	1	-
FORD COUNTY	COUNTY JAIL. . . . .	Y	-	-	-	Y	2	2	-
FRANKLIN COUNTY	COUNTY JAIL. . . . .	N	-	-	-	Y	2	2	-
FULTON COUNTY	COUNTY JAIL. . . . .	Y	2	2	-	Y	1	1	-
GALLATIN COUNTY	COUNTY JAIL. . . . .	N	-	-	-	N	-	-	-
GREENE COUNTY	COUNTY JAIL. . . . .	Y	5	5	-	Y	5	5	-
GRUNDY COUNTY	COUNTY JAIL. . . . .	Y	-	-	-	Y	1	1	-
HAMILTON COUNTY	COUNTY JAIL. . . . .	N	-	-	-	Y	1	1	-
HANCOCK COUNTY	COUNTY JAIL. . . . .	Y	-	-	-	Y	-	-	-
HENDERSON COUNTY	COUNTY JAIL. . . . .	Y	1	1	-	Y	1	1	-
HENRY COUNTY	COUNTY JAIL. . . . .	Y	-	-	-	Y	6	6	-
IROQUOIS COUNTY	COUNTY JAIL. . . . .	Y	-	-	-	Y	2	2	-
JACKSON COUNTY	COUNTY JAIL. . . . .	Y	-	-	-	Y	3	3	-
JASPER COUNTY	COUNTY JAIL. . . . .	Y	1	1	-	Y	-	-	-
JEFFERSON COUNTY	COUNTY JAIL. . . . .	N	-	-	-	Y	1	1	-
JERSEY COUNTY	COUNTY JAIL. . . . .	Y	1	1	-	Y	2	2	-
JO DAVIESS COUNTY	COUNTY JAIL. . . . .	Y	4	4	-	Y	4	3	1
KANE COUNTY	COUNTY JAIL. . . . .	N	-	-	-	Y	4	4	-
KANKAKEE COUNTY	COUNTY JAIL. . . . .	Y	8	7	1	Y	8	7	1
KENDALL COUNTY	COUNTY JAIL. . . . .	N	-	-	-	Y	3	3	-
KNOX COUNTY	COUNTY JAIL. . . . .	N	-	-	-	Y	7	7	-
LAKE COUNTY	COUNTY JAIL. . . . .	N	-	-	-	Y	5	5	-

See footnotes at end of table.

Table 5. Institutional programs, by county, by local jail within county—Continued

Name of county	Name of jail	Work-release programs			Weekend sentence programs				
		Does the facility have a work release program (Y=Yes, N=No)	Number of inmates that participate <sup>1</sup>		Does the facility have a weekend sentence program (Y=Yes, N=No)	Number of inmates that are usually serving a weekend sentence			
			Total	Males		Females	Total	Males	Females
ILLINOIS--CONTINUED									
LA SALLE COUNTY	COUNTY JAIL. . . . .	N	-	-	-	Y	4	4	-
LEE COUNTY	COUNTY JAIL. . . . .	Y	6	6	-	Y	1	1	-
LIVINGSTON COUNTY	COUNTY JAIL. . . . .	Y	-	-	-	Y	3	3	-
LOGAN COUNTY	COUNTY JAIL. . . . .	N	-	-	-	Y	6	6	-
MCDONOUGH COUNTY	COUNTY JAIL. . . . .	N	-	-	-	Y	2	1	1
MCHENRY COUNTY	COUNTY JAIL. . . . .	N	-	-	-	N	-	-	-
MCLEAN COUNTY	COUNTY JAIL. . . . .	Y	3	2	1	Y	5	5	-
MACON COUNTY	COUNTY JAIL. . . . .	Y	4	4	-	Y	-	-	-
MACOUPIN COUNTY	COUNTY JAIL. . . . .	Y	1	1	-	Y	2	2	-
MADISON COUNTY	COUNTY JAIL. . . . .	N	-	-	-	Y	20	20	-
MARION COUNTY	COUNTY JAIL. . . . .	N	-	-	-	Y	2	2	-
MARSHALL COUNTY	COUNTY JAIL. . . . .	Y	-	-	-	Y	-	-	-
MASON COUNTY	COUNTY JAIL. . . . .	Y	-	-	-	Y	-	-	-
MASSAC COUNTY	COUNTY JAIL. . . . .	N	-	-	-	Y	-	-	-
MENARD COUNTY	COUNTY JAIL. . . . .	Y	1	1	-	Y	-	-	-
MERCER COUNTY	COUNTY JAIL. . . . .	Y	2	2	-	Y	2	2	-
MONROE COUNTY	COUNTY JAIL. . . . .	Y	1	1	-	Y	2	2	-
MONTGOMERY COUNTY	COUNTY JAIL. . . . .	N	-	-	-	Y	3	2	1
MORGAN COUNTY	COUNTY JAIL. . . . .	N	-	-	-	Y	1	1	-
MOULTRIE COUNTY	COUNTY JAIL. . . . .	Y	-	-	-	Y	1	1	-
OGLE COUNTY	COUNTY JAIL. . . . .	Y	11	11	-	Y	3	3	-
PEORIA COUNTY	COUNTY JAIL. . . . .	Y	38	35	3	Y	3	3	-
PERRY COUNTY	COUNTY JAIL. . . . .	N	-	-	-	Y	4	4	-
PIATT COUNTY	COUNTY JAIL. . . . .	Y	-	-	-	Y	1	1	-
PIKE COUNTY	COUNTY JAIL. . . . .	Y	2	2	-	Y	-	-	-
PULASKI COUNTY	COUNTY JAIL. . . . .	Y	-	-	-	Y	2	2	-
PUTNAM COUNTY	COUNTY JAIL. . . . .	Y	-	-	-	Y	1	1	-
RANDOLPH COUNTY	COUNTY JAIL. . . . .	N	-	-	-	Y	5	5	-
RICHLAND COUNTY	COUNTY JAIL. . . . .	Y	-	-	-	Y	-	-	-
ROCK ISLAND COUNTY	COUNTY JAIL. . . . .	Y	3	3	-	Y	10	10	-
ST. CLAIR COUNTY	COUNTY JAIL. . . . .	N	-	-	-	Y	7	6	1
SALINE COUNTY	COUNTY JAIL. . . . .	N	-	-	-	Y	9	9	-
SANGAMON COUNTY	COUNTY JAIL. . . . .	Y	8	8	-	Y	6	6	-
	SPRINGFIELD CITY JAIL. . . . .	N	-	-	-	N	-	-	-
SCHUYLER COUNTY	COUNTY JAIL. . . . .	Y	-	-	-	Y	2	2	-
SHELBY COUNTY	COUNTY JAIL. . . . .	N	-	-	-	N	-	-	-
STARK COUNTY	COUNTY JAIL. . . . .	Y	-	-	-	Y	1	1	-
STEPHENSON COUNTY	COUNTY JAIL. . . . .	Y	1	1	-	Y	3	3	-
TAZEVELL COUNTY	COUNTY JAIL. . . . .	N	-	-	-	Y	5	5	-
UNION COUNTY	COUNTY JAIL. . . . .	N	-	-	-	N	-	-	-
VERMILION COUNTY	COUNTY JAIL. . . . .	Y	16	16	-	Y	4	4	-
WABASH COUNTY	COUNTY JAIL. . . . .	Y	4	4	-	Y	3	2	-
WARREN COUNTY	COUNTY JAIL. . . . .	Y	-	-	-	Y	2	2	-
WASHINGTON COUNTY	COUNTY JAIL. . . . .	Y	-	-	-	Y	-	-	-
WAYNE COUNTY	COUNTY JAIL. . . . .	Y	2	2	-	Y	1	1	-
WHITE COUNTY	CITY/COUNTY JAIL . . . . .	Y	4	4	-	Y	-	-	-
WHITESIDE COUNTY	COUNTY JAIL. . . . .	Y	-	-	-	Y	8	8	-
WILL COUNTY	COUNTY JAIL. . . . .	Y	6	6	-	Y	6	6	-

See footnotes at end of table.

Table 5. Institutional programs, by county, by local jail within county—Continued

Name of county	Name of jail	Work-release programs			Weekend sentence programs				
		Does the facility have a work release program (Y=Yes, N=No)	Number of inmates that participate <sup>1</sup>			Does the facility have a weekend sentence program (Y=Yes, N=No)	Number of inmates that are usually serving a weekend sentence		
			Total	Males	Females		Total	Males	Females
ILLINOIS--CONTINUED									
WILLIAMSON COUNTY	COUNTY JAIL. . . . .	N	-	-	-	Y	4	4	-
WINNEBAGO COUNTY	COUNTY JAIL. . . . .	Y	25	25	-	Y	-	-	-
WOODFORD COUNTY	COUNTY JAIL. . . . .	Y	-	-	-	Y	3	3	-
STATE TOTAL	. . . . .	N 34 Y 66	414	408	6	N 8 Y 92	359	350	9

See footnotes at end of table.

Table 5. Institutional programs, by county, by local jail within county—Continued

Name of county	Name of jail	Work-release programs			Weekend sentence programs				
		Does the facility have a work release program (Y=Yes, N=No)	Number of inmates that participate <sup>1</sup>			Does the facility have a weekend sentence program (Y=Yes, N=No)	Number of inmates that are usually serving a weekend sentence		
			Total	Males	Females		Total	Males	Females
INDIANA (90 JAILS)									
ADAMS COUNTY	COUNTY JAIL. . . . .	N	-	-	-	Y	2	2	-
ALLEN COUNTY	COUNTY JAIL. . . . .	Y	-	-	-	Y	12	12	-
	COUNTY LOCK-UP . . . . .	N	-	-	-	N	-	-	-
BARTHOLOMEW COUNTY	COUNTY JAIL. . . . .	Y	-	-	-	Y	2	2	-
BENTON COUNTY	COUNTY JAIL. . . . .	Y	-	-	-	Y	-	-	-
BOONE COUNTY	COUNTY JAIL. . . . .	N	-	-	-	Y	-	-	-
BROWN COUNTY	COUNTY JAIL. . . . .	N	-	-	-	Y	-	-	-
CARROLL COUNTY	COUNTY JAIL. . . . .	Y	-	-	-	Y	-	-	-
CLARK COUNTY	COUNTY JAIL. . . . .	N	-	-	-	Y	2	2	-
CLAY COUNTY	COUNTY JAIL. . . . .	Y	-	-	-	Y	1	1	-
CLINTON COUNTY	COUNTY JAIL. . . . .	Y	1	1	-	Y	3	3	-
CRAWFORD COUNTY	COUNTY JAIL. . . . .	N	-	-	-	N	-	-	-
DAVISS COUNTY	COUNTY JAIL. . . . .	Y	-	-	-	Y	3	2	1
DEARBORN COUNTY	COUNTY JAIL. . . . .	N	-	-	-	Y	2	2	-
DECATUR COUNTY	COUNTY JAIL. . . . .	N	-	-	-	Y	2	2	-
DE KALB COUNTY	COUNTY JAIL. . . . .	Y	-	-	-	Y	5	5	-
DELAWARE COUNTY	COUNTY JAIL. . . . .	Y	2	2	-	Y	3	2	1
DUBOIS COUNTY	COUNTY JAIL. . . . .	N	-	-	-	Y	4	4	-
ELKHART COUNTY	COUNTY JAIL. . . . .	Y	28	28	-	Y	7	7	-
	ELKHART CITY JAIL. . . . .	N	-	-	-	N	-	-	-
FAYETTE COUNTY	COUNTY JAIL. . . . .	N	-	-	-	Y	2	2	-
FLOYD COUNTY	COUNTY JAIL. . . . .	Y	3	3	-	Y	4	4	-
FRANKLIN COUNTY	COUNTY JAIL. . . . .	N	-	-	-	Y	3	3	-
FULTON COUNTY	COUNTY JAIL. . . . .	N	-	-	-	Y	1	1	-
GIBSON COUNTY	COUNTY JAIL. . . . .	Y	-	-	-	Y	2	2	-
GRANT COUNTY	COUNTY JAIL. . . . .	N	-	-	-	Y	4	3	1
GREENE COUNTY	COUNTY JAIL. . . . .	N	-	-	-	Y	3	3	-
HAMILTON COUNTY	COUNTY JAIL. . . . .	Y	-	-	-	Y	2	2	-
HANCOCK COUNTY	COUNTY JAIL. . . . .	N	-	-	-	Y	3	3	-
HARRISON COUNTY	COUNTY JAIL. . . . .	Y	2	2	-	Y	4	4	-
HENDRICKS COUNTY	COUNTY JAIL. . . . .	N	-	-	-	Y	6	6	-
HENRY COUNTY	COUNTY JAIL. . . . .	Y	1	1	-	Y	3	2	1
HOWARD COUNTY	COUNTY JAIL. . . . .	N	-	-	-	Y	3	3	-
HUNTINGTON COUNTY	COUNTY JAIL. . . . .	N	-	-	-	Y	-	-	-
JACKSON COUNTY	COUNTY JAIL. . . . .	N	-	-	-	N	-	-	-
JASPER COUNTY	COUNTY JAIL. . . . .	Y	-	-	-	Y	-	-	-
JAY COUNTY	COUNTY JAIL. . . . .	Y	2	2	-	Y	3	3	-
JEFFERSON COUNTY	COUNTY JAIL. . . . .	N	-	-	-	Y	3	2	1
JENNINGS COUNTY	COUNTY JAIL. . . . .	N	-	-	-	N	-	-	-
JOHNSON COUNTY	COUNTY JAIL. . . . .	N	-	-	-	Y	1	1	-
KNOX COUNTY	COUNTY JAIL. . . . .	N	-	-	-	Y	3	3	-
KOSCIUSKO COUNTY	COUNTY JAIL. . . . .	N	-	-	-	Y	1	1	-
LAGRANGE COUNTY	COUNTY JAIL. . . . .	N	-	-	-	Y	3	3	-
LAKE COUNTY	COUNTY JAIL. . . . .	N	-	-	-	Y	8	8	-
	HOBART CITY JAIL. . . . .	N	-	-	-	Y	1	1	-
	WHITING CITY JAIL. . . . .	N	-	-	-	Y	-	-	-
LA PORTE COUNTY	COUNTY JAIL. . . . .	Y	-	-	-	Y	6	6	-
LAWRENCE COUNTY	COUNTY JAIL. . . . .	Y	-	-	-	Y	1	1	-
MADISON COUNTY	COUNTY JAIL. . . . .	N	-	-	-	N	-	-	-
MARION CO.—INDIANAPOLIS CITY	COUNTY JAIL. . . . .	N	-	-	-	Y	48	45	3

See footnotes at end of table.

Table 5. Institutional programs, by county, by local jail within county—Continued

Name of county	Name of jail	Work-release programs			Weekend sentence programs			
		Does the facility have a work release program (Y=Yes, N=No)	Number of inmates that participate <sup>1</sup>		Does the facility have a weekend sentence program (Y=Yes, N=No)	Number of inmates that are usually serving a weekend sentence		
			Total	Males		Females	Total	Males
INDIANA—CONTINUED								
MARSHALL COUNTY	COUNTY JAIL. . . . .	Y	-	-	Y	2	2	-
MARTIN COUNTY	COUNTY JAIL. . . . .	N	-	-	Y	4	4	-
MIAMI COUNTY	COUNTY JAIL. . . . .	Y	-	-	Y	3	3	-
MONROE COUNTY	COUNTY JAIL. . . . .	Y	2	2	Y	8	5	3
MONTGOMERY COUNTY	COUNTY JAIL. . . . .	N	-	-	Y	5	4	1
MORGAN COUNTY	COUNTY JAIL. . . . .	N	-	-	Y	4	4	-
NEWTON COUNTY	COUNTY JAIL. . . . .	N	-	-	N	-	-	-
NOBLE COUNTY	COUNTY JAIL. . . . .	Y	1	-	Y	1	1	-
OHIO COUNTY	COUNTY JAIL. . . . .	N	-	-	N	-	-	-
ORANGE COUNTY	COUNTY JAIL. . . . .	Y	-	-	Y	2	2	-
OWEN COUNTY	COUNTY JAIL. . . . .	N	-	-	Y	1	1	-
PERRY COUNTY	COUNTY JAIL. . . . .	N	-	-	Y	3	2	1
PIKE COUNTY	COUNTY JAIL. . . . .	N	-	-	Y	-	-	-
PORTER COUNTY	COUNTY JAIL. . . . .	N	-	-	Y	14	14	-
POSEY COUNTY	COUNTY JAIL. . . . .	Y	1	1	Y	3	3	-
PULASKI COUNTY	COUNTY JAIL. . . . .	N	-	-	Y	3	3	-
PUTNAM COUNTY	COUNTY JAIL. . . . .	N	-	-	N	-	-	-
RANDOLPH COUNTY	COUNTY JAIL. . . . .	Y	3	3	Y	4	4	-
RIPLEY COUNTY	COUNTY JAIL. . . . .	N	-	-	N	-	-	-
RUSH COUNTY	COUNTY JAIL. . . . .	N	-	-	N	-	-	-
ST. JOSEPH COUNTY	COUNTY JAIL. . . . .	Y	1	1	Y	8	8	-
SCOTT COUNTY	COUNTY JAIL. . . . .	Y	-	-	Y	1	1	-
SHELBY COUNTY	COUNTY JAIL. . . . .	Y	-	-	Y	3	3	-
SPENCER COUNTY	COUNTY JAIL. . . . .	N	-	-	N	-	-	-
STARKE COUNTY	COUNTY JAIL. . . . .	N	-	-	Y	7	5	2
STEBEN COUNTY	COUNTY JAIL. . . . .	Y	-	-	Y	3	2	1
SULLIVAN COUNTY	COUNTY JAIL. . . . .	Y	-	-	Y	4	3	1
SWITZERLAND COUNTY	COUNTY JAIL. . . . .	N	-	-	N	-	-	-
TIPPECANOE COUNTY	COUNTY JAIL. . . . .	N	-	-	Y	5	4	1
TIPTON COUNTY	COUNTY JAIL. . . . .	N	-	-	Y	2	2	-
VANDERBURGH COUNTY	COUNTY JAIL. . . . .	Y	21	21	Y	5	5	-
VERMILLION COUNTY	COUNTY JAIL. . . . .	N	-	-	N	-	-	-
VIGO COUNTY	COUNTY JAIL. . . . .	Y	3	3	Y	6	5	1
WABASH COUNTY	COUNTY JAIL. . . . .	N	-	-	Y	4	4	-
WARREN COUNTY	COUNTY JAIL. . . . .	N	-	-	Y	-	-	-
WARRICK COUNTY	COUNTY JAIL. . . . .	Y	1	1	Y	1	1	-
WASHINGTON COUNTY	COUNTY JAIL. . . . .	Y	1	1	Y	-	-	-
WAYNE COUNTY	COUNTY JAIL. . . . .	N	-	-	Y	6	5	1
WELLS COUNTY	COUNTY JAIL. . . . .	N	-	-	N	-	-	-
WHITLEY COUNTY	COUNTY JAIL. . . . .	N	-	-	Y	1	1	-
STATE TOTAL		N 56 Y 34	73	73	N 16 Y 74	279	259	20

See footnotes at end of table.

Table 5. Institutional programs, by county, by local jail within county—Continued

Name of county	Name of jail	Work-release programs			Weekend sentence programs			
		Does the facility have a work release program (Y=Yes, N=No)	Number of inmates that participate <sup>1</sup>		Does the facility have a weekend sentence program (Y=Yes, N=No)	Number of inmates that are usually serving a weekend sentence		
			Total	Males		Females	Total	Males
IOWA (91 JAILS)								
ADAIR COUNTY	COUNTY JAIL. . . . .	Y	-	-	N	-	-	-
ADAMS COUNTY	COUNTY JAIL. . . . .	N	-	-	N	-	-	-
ALLAMAKEE COUNTY	COUNTY JAIL. . . . .	Y	-	-	Y	1	1	-
APPANOOSE COUNTY	COUNTY JAIL. . . . .	N	-	-	N	-	-	-
AUDUBON COUNTY	COUNTY JAIL. . . . .	Y	-	-	Y	-	-	-
BENTON COUNTY	COUNTY JAIL. . . . .	Y	-	-	Y	2	2	-
BLACK HAWK COUNTY	COUNTY JAIL. . . . .	Y	7	7	Y	1	1	-
BREMER COUNTY	COUNTY JAIL. . . . .	Y	-	-	N	-	-	-
BUCHANAN COUNTY	COUNTY JAIL. . . . .	Y	-	-	Y	1	1	-
BUENA VISTA COUNTY	COUNTY JAIL. . . . .	N	-	-	Y	1	1	-
BUTLER COUNTY	COUNTY JAIL. . . . .	Y	-	-	Y	-	-	-
CALHOUN COUNTY	COUNTY JAIL. . . . .	Y	-	-	Y	1	1	-
CARROLL COUNTY	COUNTY JAIL. . . . .	N	-	-	Y	1	1	-
CEDAR COUNTY	COUNTY JAIL. . . . .	Y	-	-	Y	-	-	-
CERRO GORDD COUNTY	COUNTY JAIL. . . . .	Y	1	1	N	-	-	-
CHICKASAW COUNTY	COUNTY JAIL. . . . .	Y	-	-	Y	1	1	-
CLARKE COUNTY	COUNTY JAIL. . . . .	N	-	-	Y	2	2	-
CLAY COUNTY	COUNTY JAIL. . . . .	Y	-	-	N	-	-	-
CLAYTON COUNTY	COUNTY JAIL. . . . .	N	-	-	Y	1	1	-
CLINTON COUNTY	COUNTY JAIL. . . . .	Y	2	2	Y	1	1	-
CRAWFORD COUNTY	COUNTY JAIL. . . . .	Y	1	1	Y	1	1	-
DALLAS COUNTY	COUNTY JAIL. . . . .	Y	-	-	N	-	-	-
DAVIS COUNTY	COUNTY JAIL. . . . .	Y	1	1	N	-	-	-
DELAWARE COUNTY	COUNTY JAIL. . . . .	N	-	-	N	-	-	-
DES MOINES COUNTY	COUNTY JAIL. . . . .	Y	-	-	Y	1	1	-
DICKINSON COUNTY	COUNTY JAIL. . . . .	N	-	-	Y	4	4	-
DUBUQUE COUNTY	COUNTY JAIL. . . . .	N	-	-	Y	1	1	-
EHMET COUNTY	COUNTY JAIL. . . . .	Y	2	2	N	-	-	-
FAYETTE COUNTY	COUNTY JAIL. . . . .	N	-	-	Y	2	2	-
FLOYD COUNTY	COUNTY JAIL. . . . .	Y	-	-	N	-	-	-
FRANKLIN COUNTY	COUNTY JAIL. . . . .	Y	-	-	N	-	-	-
FREMONT COUNTY	COUNTY JAIL. . . . .	Y	-	-	Y	1	1	-
GREENE COUNTY	COUNTY JAIL. . . . .	N	-	-	Y	1	1	-
GRUNDY COUNTY	COUNTY JAIL. . . . .	Y	-	-	Y	1	1	-
GUTHRIE COUNTY	COUNTY JAIL. . . . .	Y	-	-	Y	1	1	-
HAMILTON COUNTY	WEBSTER CITY JAIL. . . . .	N	-	-	Y	2	2	-
HARDIN COUNTY	COUNTY JAIL. . . . .	Y	1	1	Y	1	1	-
HARRISON COUNTY	COUNTY JAIL. . . . .	N	-	-	N	-	-	-
HENRY COUNTY	COUNTY JAIL. . . . .	Y	-	-	Y	1	1	-
HOWARD COUNTY	COUNTY JAIL. . . . .	N	-	-	N	-	-	-
HUMBOLDT COUNTY	COUNTY JAIL. . . . .	Y	-	-	Y	1	1	-
IOWA COUNTY	COUNTY JAIL. . . . .	N	-	-	N	-	-	-
JACKSON COUNTY	COUNTY JAIL. . . . .	N	-	-	N	-	-	-
JASPER COUNTY	COUNTY JAIL. . . . .	Y	-	-	Y	3	3	-
JEFFERSON COUNTY	COUNTY JAIL. . . . .	N	-	-	N	-	-	-
JOHNSON COUNTY	COUNTY JAIL. . . . .	Y	1	1	N	-	-	-
JONES COUNTY	COUNTY JAIL. . . . .	Y	-	-	N	-	-	-
KEOKUK COUNTY	COUNTY JAIL. . . . .	Y	-	-	Y	-	-	-

See footnotes at end of table.



Table 5. Institutional programs, by county, by local jail within county—Continued

Name of county	Name of jail	Work-release programs			Weekend sentence programs				
		Does the facility have a work release program (Y=Yes, N=No)	Number of inmates that participate <sup>1</sup>		Does the facility have a weekend sentence program (Y=Yes, N=No)	Number of inmates that are usually serving a weekend sentence			
			Total	Males		Females	Total	Males	Females
IOWA--CONTINUED									
KOSSUTH COUNTY	COUNTY JAIL. . . . .	N	-	-	-	Y	1	1	-
LINN COUNTY	COUNTY JAIL. . . . .	Y	4	4	-	Y	1	1	-
LOUISA COUNTY	COUNTY JAIL. . . . .	Y	-	-	-	Y	2	2	-
LUCAS COUNTY	COUNTY JAIL. . . . .	N	-	-	-	N	-	-	-
LYON COUNTY	COUNTY JAIL. . . . .	N	-	-	-	N	-	-	-
MADISON COUNTY	COUNTY JAIL. . . . .	Y	-	-	-	Y	-	-	-
MAHASKA COUNTY	COUNTY JAIL. . . . .	Y	3	3	-	Y	1	1	-
MARION COUNTY	COUNTY JAIL. . . . .	N	-	-	-	N	-	-	-
MARSHALL COUNTY	COUNTY JAIL. . . . .	Y	-	-	-	Y	3	3	-
MILLS COUNTY	COUNTY JAIL. . . . .	N	-	-	-	N	-	-	-
MITCHELL COUNTY	COUNTY JAIL. . . . .	Y	-	-	-	Y	1	1	-
MONONA COUNTY	COUNTY JAIL. . . . .	Y	-	-	-	Y	1	1	-
MONROE COUNTY	COUNTY JAIL. . . . .	Y	-	-	-	Y	1	1	-
MONTGOMERY COUNTY	COUNTY JAIL. . . . .	N	-	-	-	Y	1	1	-
MUSCATINE COUNTY	COUNTY JAIL. . . . .	Y	3	3	-	Y	3	3	-
OSCEOLA COUNTY	COUNTY JAIL. . . . .	Y	2	2	-	Y	1	1	-
PAGE COUNTY	COUNTY JAIL. . . . .	Y	-	-	-	Y	1	1	-
PALO ALTO COUNTY	COUNTY JAIL. . . . .	N	-	-	-	Y	1	1	-
POCAHONTAS COUNTY	COUNTY JAIL. . . . .	Y	1	1	-	N	-	-	-
POLK COUNTY	COUNTY JAIL. . . . .	N	-	-	-	Y	6	6	-
	DES MOINES CITY JAIL. . . . .	N	-	-	-	N	-	-	-
POTTAWATTAMIE COUNTY	COUNTY JAIL. . . . .	Y	5	4	1	Y	6	5	1
POWESHIEK COUNTY	COUNTY JAIL. . . . .	Y	-	-	-	Y	1	1	-
RINGGOLD COUNTY	COUNTY JAIL. . . . .	Y	-	-	-	N	-	-	-
SAC COUNTY	COUNTY JAIL. . . . .	Y	-	-	-	Y	-	-	-
SCOTT COUNTY	COUNTY JAIL. . . . .	Y	-	-	-	Y	7	7	-
SHELBY COUNTY	COUNTY JAIL. . . . .	N	-	-	-	N	-	-	-
SIoux COUNTY	COUNTY JAIL. . . . .	Y	2	2	-	Y	1	1	-
STORY COUNTY	COUNTY JAIL. . . . .	Y	-	-	-	Y	1	1	-
TAYLOR COUNTY	COUNTY JAIL. . . . .	Y	-	-	-	Y	-	-	-
UNION COUNTY	COUNTY JAIL. . . . .	N	-	-	-	Y	2	2	-
VAN BUREN COUNTY	COUNTY JAIL. . . . .	N	-	-	-	Y	1	1	-
WAPELLO COUNTY	COUNTY JAIL. . . . .	Y	-	-	-	Y	2	2	-
WARREN COUNTY	COUNTY JAIL. . . . .	Y	1	1	-	Y	1	1	-
WASHINGTON COUNTY	COUNTY JAIL. . . . .	Y	-	-	-	N	-	-	-
WAYNE COUNTY	COUNTY JAIL. . . . .	Y	-	-	-	N	-	-	-
WEBSTER COUNTY	COUNTY JAIL. . . . .	Y	1	1	-	Y	2	2	-
WINNEBAGO COUNTY	COUNTY LAW ENFORCEMENT CENTER	Y	-	-	-	N	-	-	-
WINNESHIEK COUNTY	COUNTY JAIL. . . . .	Y	-	-	-	Y	1	1	-
WOODBURY COUNTY	COUNTY JAIL. . . . .	Y	3	3	-	Y	1	1	-
	SIoux CITY JAIL. . . . .	N	-	-	-	N	-	-	-
WORTH COUNTY	COUNTY JAIL. . . . .	Y	-	-	-	Y	-	-	-
WRIGHT COUNTY	COUNTY JAIL. . . . .	Y	-	-	-	Y	-	-	-
STATE TOTAL		N 30 Y 61	41	40	1	N 31 Y 60	84	83	1

See footnotes at end of table.

Table 5. Institutional programs, by county, by local jail within county—Continued

Name of county	Name of jail	Work-release programs			Weekend sentence programs				
		Does the facility have a work release program (Y=Yes, N=No)	Number of inmates that participate <sup>1</sup>		Does the facility have a weekend sentence program (Y=Yes, N=No)	Number of inmates that are usually serving a weekend sentence			
			Total	Males		Females	Total	Males	Females
KANSAS (86 JAILS)									
ALLEN COUNTY	COUNTY JAIL. . . . .	Y	-	-	-	Y	-	-	-
ATCHISON COUNTY	COUNTY JAIL. . . . .	Y	-	-	-	Y	1	1	-
BARBER COUNTY	COUNTY JAIL. . . . .	N	-	-	-	N	-	-	-
BARTON COUNTY	COUNTY JAIL. . . . .	Y	-	-	-	Y	1	1	-
BOURBON COUNTY	COUNTY JAIL. . . . .	Y	-	-	-	Y	-	-	-
BROWN COUNTY	COUNTY JAIL. . . . .	Y	-	-	-	Y	2	2	-
BUTLER COUNTY	COUNTY JAIL. . . . .	Y	2	2	-	Y	1	1	-
CHAUTAQUA COUNTY	COUNTY JAIL. . . . .	N	-	-	-	N	-	-	-
CHEROKEE COUNTY	COUNTY JAIL. . . . .	N	-	-	-	Y	1	1	-
CHEYENNE COUNTY	COUNTY JAIL. . . . .	N	-	-	-	N	-	-	-
CLARK COUNTY	COUNTY JAIL. . . . .	Y	-	-	-	Y	-	-	-
CLOUD COUNTY	COUNTY JAIL. . . . .	Y	-	-	-	Y	-	-	-
COWLEY COUNTY	COUNTY JAIL. . . . .	Y	4	4	-	Y	3	3	-
CRAWFORD COUNTY	COUNTY JAIL. . . . .	Y	1	1	-	Y	3	3	-
DECATUR COUNTY	COUNTY JAIL. . . . .	N	-	-	-	N	-	-	-
DICKINSON COUNTY	COUNTY JAIL. . . . .	N	-	-	-	Y	1	1	-
DONIPHAN COUNTY	COUNTY JAIL. . . . .	Y	-	-	-	Y	2	2	-
DOUGLAS COUNTY	COUNTY JAIL. . . . .	Y	3	3	-	Y	5	4	1
EDWARDS COUNTY	COUNTY JAIL. . . . .	N	-	-	-	N	-	-	-
ELK COUNTY	COUNTY JAIL. . . . .	N	-	-	-	N	-	-	-
ELLIS COUNTY	COUNTY JAIL. . . . .	Y	-	-	-	N	-	-	-
ELLSWORTH COUNTY	COUNTY JAIL. . . . .	N	-	-	-	N	-	-	-
FINNEY COUNTY	COUNTY JAIL. . . . .	N	-	-	-	Y	2	1	1
FORD COUNTY	COUNTY JAIL. . . . .	N	-	-	-	N	-	-	-
FRANKLIN COUNTY	COUNTY JAIL. . . . .	N	-	-	-	Y	2	2	-
GEARY COUNTY	COUNTY JAIL. . . . .	Y	-	-	-	Y	-	-	-
GRAHAM COUNTY	COUNTY JAIL. . . . .	N	-	-	-	N	-	-	-
GRANT COUNTY	COUNTY JAIL. . . . .	Y	-	-	-	Y	-	-	-
GREENWOOD COUNTY	COUNTY JAIL. . . . .	Y	-	-	-	Y	1	1	-
	EUREKA CITY JAIL. . . . .	Y	1	1	-	Y	-	-	-
HARPER COUNTY	COUNTY JAIL. . . . .	Y	-	-	-	Y	-	-	-
HARVEY COUNTY	COUNTY JAIL. . . . .	N	-	-	-	N	-	-	-
HODGEMAN COUNTY	COUNTY JAIL. . . . .	N	-	-	-	N	-	-	-
JEFFERSON COUNTY	COUNTY JAIL. . . . .	Y	-	-	-	Y	1	1	-
JEWELL COUNTY	COUNTY JAIL. . . . .	N	-	-	-	N	-	-	-
JOHNSON COUNTY	COUNTY JAIL. . . . .	Y	1	1	-	Y	5	5	-
KEARNY COUNTY	COUNTY JAIL. . . . .	N	-	-	-	Y	-	-	-
KINGMAN COUNTY	COUNTY JAIL. . . . .	N	-	-	-	N	-	-	-
KIOWA COUNTY	COUNTY JAIL. . . . .	N	-	-	-	N	-	-	-
LABETTE COUNTY	COUNTY JAIL. . . . .	N	-	-	-	Y	1	1	-
LANE COUNTY	COUNTY JAIL. . . . .	Y	1	1	-	Y	-	-	-
LEAVENWORTH COUNTY	COUNTY JAIL. . . . .	Y	2	2	-	Y	1	1	-
LINCOLN COUNTY	COUNTY JAIL. . . . .	N	-	-	-	Y	-	-	-
LYON COUNTY	COUNTY JAIL. . . . .	Y	-	-	-	Y	-	-	-
MCPHERSON COUNTY	COUNTY JAIL. . . . .	Y	-	-	-	Y	1	1	-
MARION COUNTY	COUNTY JAIL. . . . .	N	-	-	-	N	-	-	-
MEADE COUNTY	COUNTY JAIL. . . . .	Y	1	1	-	N	-	-	-
MIAMI COUNTY	COUNTY JAIL. . . . .	N	-	-	-	Y	-	-	-

See footnotes at end of table.

Table 5. Institutional programs, by county, by local jail within county—Continued

Name of county	Name of jail	Work-release programs			Weekend sentence programs			
		Does the facility have a work release program (Y=Yes, N=No)	Number of inmates that participate <sup>1</sup>		Does the facility have a weekend sentence program (Y=Yes, N=No)	Number of inmates that are usually serving a weekend sentence		
			Total	Males		Females	Total	Males
KANSAS--CONTINUED								
MITCHELL COUNTY	COUNTY JAIL. . . . .	N	-	-	Y	1	1	-
MONTGOMERY COUNTY	COUNTY JAIL. . . . .	N	-	-	Y	1	1	-
MORRIS COUNTY	COUNTY JAIL. . . . .	N	-	-	Y	-	-	-
MORTON COUNTY	COUNTY JAIL. . . . .	N	-	-	N	-	-	-
NEOSHO COUNTY	COUNTY JAIL. . . . .	Y	-	-	N	-	-	-
NESS COUNTY	COUNTY JAIL. . . . .	Y	-	-	Y	-	-	-
NORTON COUNTY	COUNTY JAIL. . . . .	N	-	-	Y	-	-	-
OSBORNE COUNTY	COUNTY JAIL. . . . .	Y	-	-	N	-	-	-
OTTAWA COUNTY	COUNTY JAIL. . . . .	Y	3	3	Y	2	2	-
PAWNEE COUNTY	COUNTY JAIL. . . . .	N	-	-	N	-	-	-
POTTAWATOMIE COUNTY	COUNTY JAIL. . . . .	N	-	-	Y	1	1	-
PRATT COUNTY	COUNTY JAIL. . . . .	N	-	-	N	-	-	-
RAWLINS COUNTY	COUNTY JAIL. . . . .	Y	1	1	Y	1	1	-
RENO COUNTY	COUNTY JAIL. . . . .	Y	7	7	Y	1	1	-
REPUBLIC COUNTY	COUNTY JAIL. . . . .	Y	-	-	N	-	-	-
RICE COUNTY	COUNTY JAIL. . . . .	N	-	-	N	-	-	-
RILEY COUNTY	COUNTY JAIL. . . . .	N	-	-	Y	2	2	-
ROOKS COUNTY	COUNTY JAIL. . . . .	Y	1	1	Y	1	1	-
RUSSELL COUNTY	COUNTY JAIL. . . . .	N	-	-	N	-	-	-
SALINE COUNTY	COUNTY JAIL. . . . .	Y	6	6	Y	2	2	-
SCOTT COUNTY	COUNTY JAIL. . . . .	Y	-	-	N	-	-	-
SEDGWICK COUNTY	COUNTY JAIL. . . . .	Y	13	13	Y	-	-	-
SEWARD COUNTY	COUNTY JAIL. . . . .	N	-	-	Y	2	1	1
SHAWNEE COUNTY	COUNTY JAIL. . . . .	Y	5	5	Y	1	1	-
SHERIDAN COUNTY	COUNTY JAIL. . . . .	N	-	-	N	-	-	-
SHERMAN COUNTY	COUNTY JAIL. . . . .	N	-	-	N	-	-	-
SMITH COUNTY	COUNTY JAIL. . . . .	Y	-	-	N	-	-	-
STANTON COUNTY	COUNTY JAIL. . . . .	Y	-	-	Y	1	1	-
STEVENS COUNTY	COUNTY JAIL. . . . .	N	-	-	N	-	-	-
SUMNER COUNTY	COUNTY JAIL. . . . .	N	-	-	N	-	-	-
THOMAS COUNTY	COUNTY JAIL. . . . .	Y	-	-	N	-	-	-
WABAUNSEE COUNTY	COUNTY JAIL. . . . .	N	-	-	N	-	-	-
WALLACE COUNTY	COUNTY JAIL. . . . .	Y	-	-	N	-	-	-
WASHINGTON COUNTY	COUNTY JAIL. . . . .	N	-	-	N	-	-	-
WILSON COUNTY	COUNTY JAIL. . . . .	N	-	-	N	-	-	-
WOODSON COUNTY	COUNTY JAIL. . . . .	N	-	-	N	-	-	-
WYANDOTTE COUNTY	COUNTY JAIL. . . . . KANSAS CITY JAIL. . . . .	N Y	- 1	- 1	N N	- -	- -	- -
STATE TOTAL		N 44 Y 42	53	53	N 39 Y 47	50	47	3

See footnotes at end of table.

Table 5. Institutional programs, by county, by local jail within county—Continued

Name of county	Name of jail	Work-release programs			Weekend sentence programs			
		Does the facility have a work release program (Y=Yes, N=No)	Number of inmates that participate <sup>1</sup>		Does the facility have a weekend sentence program (Y=Yes, N=No)	Number of inmates that are usually serving a weekend sentence		
			Total	Males		Females	Total	Males
MICHIGAN (93 JAILS)								
ALCONA COUNTY	COUNTY JAIL. . . . .	N	-	-	Y	1	1	-
ALGER COUNTY	COUNTY JAIL. . . . .	Y	1	1	Y	1	1	-
ALLEGAN COUNTY	COUNTY JAIL. . . . .	Y	3	3	Y	4	4	-
ALPENA COUNTY	COUNTY JAIL. . . . .	Y	-	-	Y	-	-	-
ANTRIM COUNTY	COUNTY JAIL. . . . .	Y	1	1	Y	1	1	-
ARENA/C COUNTY	COUNTY JAIL. . . . .	Y	1	1	Y	1	1	-
BARRY COUNTY	COUNTY JAIL. . . . .	Y	3	3	Y	2	2	-
BAY COUNTY	COUNTY JAIL. . . . .	Y	17	17	Y	9	9	-
BENZIE COUNTY	COUNTY JAIL. . . . .	Y	1	1	Y	1	1	-
BERRIEN COUNTY	COUNTY JAIL. . . . .	Y	11	10	Y	20	20	-
BRANCH COUNTY	COUNTY JAIL. . . . .	Y	7	6	Y	3	3	-
CALHOUN COUNTY	COUNTY JAIL. . . . .	Y	-	-	Y	10	10	-
CASS COUNTY	COUNTY JAIL. . . . .	Y	6	6	Y	2	2	-
CHARLEVOIX COUNTY	COUNTY JAIL. . . . .	N	-	-	Y	2	2	-
CHEBOYGAN COUNTY	COUNTY JAIL. . . . .	Y	2	2	Y	1	1	-
CHIPPewa COUNTY	COUNTY JAIL. . . . .	Y	-	-	Y	1	1	-
CLARE COUNTY	COUNTY JAIL. . . . .	Y	-	-	Y	2	2	-
CLINTON COUNTY	COUNTY JAIL. . . . .	N	-	-	Y	2	2	-
CRAWFORD COUNTY	COUNTY JAIL. . . . .	Y	1	1	Y	2	2	-
DELTA COUNTY	COUNTY JAIL. . . . .	Y	7	7	Y	3	2	1
DICKINSON COUNTY	COUNTY JAIL. . . . .	Y	1	1	Y	2	2	-
EATON COUNTY	COUNTY JAIL. . . . .	Y	-	-	Y	5	5	-
EMMET COUNTY	COUNTY JAIL. . . . .	Y	-	-	Y	1	1	-
GENESEEE COUNTY	COUNTY JAIL. . . . . FLINT CITY JAIL. . . . .	Y Y	26 2	25 2	Y Y	- 1	- 1	- -
GLADWIN COUNTY	COUNTY JAIL. . . . .	Y	-	-	Y	-	-	-
GOGEBIC COUNTY	COUNTY JAIL. . . . .	Y	-	-	Y	1	1	-
GRAND TRAVERSE COUNTY	COUNTY JAIL. . . . .	Y	1	1	Y	4	3	1
GRATIOT COUNTY	COUNTY JAIL. . . . .	Y	2	2	Y	1	1	-
HILLSDALE COUNTY	COUNTY JAIL. . . . .	Y	2	2	Y	5	5	-
HOUGHTON COUNTY	COUNTY JAIL. . . . .	N	-	-	N	-	-	-
HURON COUNTY	COUNTY JAIL. . . . .	Y	-	-	Y	2	2	-
INGHAM COUNTY	COUNTY JAIL. . . . .	N	-	-	Y	-	-	-
IONIA COUNTY	COUNTY JAIL. . . . .	Y	-	-	Y	6	6	-
IOSCO COUNTY	COUNTY JAIL. . . . .	Y	3	3	Y	6	6	-
IRON COUNTY	COUNTY JAIL. . . . .	Y	1	1	Y	1	1	-
ISABELLA COUNTY	COUNTY JAIL. . . . .	Y	4	4	Y	3	3	-
JACKSON COUNTY	COUNTY JAIL. . . . .	N	-	-	Y	15	15	-
KALAMAZOO COUNTY	COUNTY JAIL. . . . . KALAMAZOO CITY JAIL. . . . .	Y N	18 -	18 -	Y N	1 -	1 -	- -
KENT COUNTY	COUNTY CORRECTIONAL FACILITY COUNTY SHERIFFS HONOR CAMP	Y N	34 -	31 -	Y Y	11 -	10 -	1 -
KEWEENAW COUNTY	COUNTY JAIL. . . . .	N	-	-	N	-	-	-
LAKE COUNTY	COUNTY JAIL. . . . .	N	-	-	N	-	-	-
LAPEER COUNTY	COUNTY JAIL. . . . .	Y	2	1	Y	6	6	-
LEELANAU COUNTY	COUNTY JAIL. . . . .	Y	-	-	Y	-	-	-
LENAWEE COUNTY	COUNTY JAIL. . . . .	Y	4	4	Y	14	14	-
LIVINGSTON COUNTY	COUNTY JAIL. . . . .	N	-	-	Y	3	3	-
MACKINAC COUNTY	COUNTY JAIL. . . . .	Y	1	1	Y	2	2	-

See footnotes at end of table.

Table 5. Institutional programs, by county, by local jail within county—Continued

Name of county	Name of jail	Work-release programs			Weekend sentence programs				
		Does the facility have a work release program (Y=Yes, N=No)	Number of inmates that participate <sup>1</sup>		Does the facility have a weekend sentence program (Y=Yes, N=No)	Number of inmates that are usually serving a weekend sentence			
			Total	Males		Females	Total	Males	Females
MICHIGAN--CONTINUED									
MACOMB COUNTY	COUNTY JAIL. . . . .	N	-	-	-	Y	-	-	-
MANISTEE COUNTY	COUNTY JAIL. . . . .	N	-	-	-	N	-	-	-
MARQUETTE COUNTY	COUNTY JAIL. . . . .	Y	8	8	-	Y	3	2	1
MASON COUNTY	COUNTY JAIL. . . . .	N	-	-	-	N	-	-	-
MECOSTA COUNTY	COUNTY JAIL. . . . .	Y	-	-	-	Y	2	2	-
MEMORINEE COUNTY	COUNTY JAIL. . . . .	Y	1	1	-	N	-	-	-
MIDLAND COUNTY	COUNTY JAIL. . . . .	Y	2	2	-	Y	6	6	-
MISSAUKEE COUNTY	COUNTY JAIL. . . . .	Y	1	1	-	Y	2	2	-
MONROE COUNTY	COUNTY JAIL. . . . .	N	-	-	-	Y	5	5	-
MONTCALM COUNTY	COUNTY JAIL. . . . .	Y	2	2	-	Y	3	3	-
MUSKEGON COUNTY	COUNTY JAIL. . . . .	Y	15	14	1	Y	15	14	1
NEWAYGO COUNTY	COUNTY JAIL. . . . .	Y	2	2	-	Y	2	2	-
OAKLAND COUNTY	COUNTY TRUSTY CAMP CO. LAW ENFORCEMENT COMPLEX. MADISON HEIGHTS CITY JAIL. ROYAL OAK CITY JAIL. . . . .	N Y N N	- 34 - -	- 32 - -	- 2 - -	N Y Y Y	- 15 2 1	- 15 2 1	- - - -
OCEANA COUNTY	COUNTY JAIL. . . . .	Y	2	2	-	Y	-	-	-
OGEAW COUNTY	COUNTY JAIL. . . . .	N	-	-	-	N	-	-	-
ONTONAGON COUNTY	COUNTY JAIL. . . . .	Y	-	-	-	Y	-	-	-
OSCEOLA COUNTY	COUNTY JAIL. . . . .	Y	-	-	-	Y	1	1	-
OTSEGO COUNTY	COUNTY JAIL. . . . .	Y	3	2	1	Y	1	1	-
OTTAWA COUNTY	COUNTY JAIL. . . . .	N	-	-	-	Y	-	-	-
PRESQUE ISLE COUNTY	COUNTY JAIL. . . . .	Y	1	1	-	N	-	-	-
ROSCOMMON COUNTY	COUNTY JAIL. . . . .	Y	-	-	-	N	-	-	-
SAGINAW COUNTY	COUNTY JAIL. . . . .	Y	10	9	1	Y	16	15	1
ST. CLAIR COUNTY	COUNTY JAIL. . . . .	Y	7	7	-	Y	11	10	1
ST. JOSEPH COUNTY	COUNTY JAIL. . . . .	Y	2	2	-	Y	2	2	-
SANILAC COUNTY	COUNTY JAIL. . . . .	Y	-	-	-	Y	-	-	-
SCHOOLCRAFT COUNTY	COUNTY JAIL. . . . .	Y	2	2	-	Y	2	2	-
SHIAWASSEE COUNTY	COUNTY JAIL. . . . .	Y	-	-	-	Y	9	9	-
TUSCOLA COUNTY	COUNTY JAIL. . . . .	N	-	-	-	N	-	-	-
VAN BUREN COUNTY	COUNTY JAIL. . . . .	N	-	-	-	N	-	-	-
WASHTENAW COUNTY	COUNTY JAIL. . . . .	Y	13	13	-	Y	10	8	2
WAYNE COUNTY	COUNTY DETENTION ANNEX COUNTY JAIL. . . . . DEARBORN CITY JAIL. . . . . DETROIT CITY HOUSE OF CORR. FLAT ROCK CITY JAIL. . . . . HIGHLAND PARK CITY JAIL. . . . . INKSTER CITY JAIL. . . . . LINCOLN PARK CITY JAIL. . . . . RIVERVIEW CITY JAIL. . . . . SOUTHGATE CITY JAIL. . . . .	N N N N Y N N N N N	- - - - 1 - - - - -	- - - - 1 - - - - -	- - - - - - - - - -	N N N Y Y Y Y Y Y	- - - 15 1 1 2 2 2	- - - 15 1 1 2 2 2	- - - - - - - - - -
WEXFORD COUNTY	COUNTY JAIL. . . . .	Y	3	3	-	Y	3	3	-
STATE TOTAL		N 31 Y 62	271	259	12	N 17 Y 76	290	281	9

See footnotes at end of table.

Table 5. Institutional programs, by county, by local jail within county—Continued

Name of county	Name of jail	Work-release programs			Weekend sentence programs				
		Does the facility have a work release program (Y=Yes, N=No)	Number of inmates that participate <sup>1</sup>		Does the facility have a weekend sentence program (Y=Yes, N=No)	Number of inmates that are usually serving a weekend sentence			
			Total	Males		Females	Total	Males	Females
MINNESOTA (65 JAILS)									
AITKIN COUNTY	COUNTY JAIL. . . . .	Y	-	-	-	Y	1	1	-
ANOKA COUNTY	COUNTY JAIL. . . . .	Y	17	17	-	Y	4	3	1
BECKER COUNTY	COUNTY JAIL. . . . .	Y	2	2	-	Y	1	1	-
BELTRAMI COUNTY	COUNTY JAIL. . . . .	Y	-	-	-	Y	1	1	-
BLUE EARTH COUNTY	COUNTY JAIL. . . . .	Y	3	3	-	Y	4	4	-
BROWN COUNTY	COUNTY JAIL. . . . .	Y	3	3	-	Y	2	2	-
CARVER COUNTY	COUNTY JAIL. . . . .	Y	2	2	-	Y	1	1	-
CASS COUNTY	COUNTY JAIL. . . . .	Y	4	4	-	Y	2	2	-
CHIPPEWA COUNTY	COUNTY JAIL. . . . .	Y	1	1	-	Y	-	-	-
CLAY COUNTY	COUNTY JAIL. . . . .	Y	2	2	-	Y	1	1	-
CROW WING COUNTY	COUNTY JAIL. . . . .	Y	2	2	-	Y	-	-	-
DAKOTA COUNTY	COUNTY JAIL. . . . .	Y	5	5	-	Y	3	2	1
FARIBAUT COUNTY	COUNTY JAIL. . . . .	Y	1	1	-	N	-	-	-
FILLMORE COUNTY	COUNTY JAIL. . . . .	Y	-	-	-	Y	1	1	-
FREEBORN COUNTY	COUNTY JAIL. . . . .	Y	8	8	-	Y	2	2	-
GOODHUE COUNTY	COUNTY JAIL. . . . .	Y	-	-	-	Y	1	1	-
HENNEPIN COUNTY	COUNTY CORRECTIONS FACILITY. COUNTY JAIL. . . . .	Y N	66 -	57 -	9 -	Y N	13 -	10 -	3 -
HOUSTON COUNTY	COUNTY JAIL. . . . .	Y	1	1	-	N	-	-	-
ISANTI COUNTY	COUNTY JAIL. . . . .	Y	2	2	-	Y	1	1	-
ITASCA COUNTY	COUNTY JAIL. . . . .	Y	6	5	1	Y	2	2	-
JACKSON COUNTY	COUNTY JAIL. . . . .	Y	-	-	-	Y	4	4	-
KANDIYOHI COUNTY	COUNTY JAIL. . . . .	Y	3	3	-	Y	-	-	-
KOOCHICHING COUNTY	COUNTY JAIL. . . . .	Y	8	7	1	N	-	-	-
LAC QUI PARLE COUNTY	COUNTY JAIL. . . . .	N	-	-	-	Y	1	1	-
LAKE COUNTY	COUNTY JAIL. . . . .	Y	1	1	-	N	-	-	-
LE SUEUR COUNTY	COUNTY JAIL. . . . .	N	-	-	-	N	-	-	-
LINCOLN COUNTY	COUNTY JAIL. . . . .	Y	1	1	-	Y	-	-	-
LYON COUNTY	MARSHALL CITY JAIL. . . . .	N	-	-	-	N	-	-	-
MC LEOD COUNTY	COUNTY JAIL. . . . .	Y	-	-	-	Y	2	2	-
MARSHALL COUNTY	COUNTY LAW ENFORCEMENT CENTER	Y	1	1	-	N	-	-	-
MARTIN COUNTY	COUNTY JAIL. . . . .	Y	2	2	-	Y	2	2	-
MEEKER COUNTY	COUNTY JAIL. . . . .	Y	4	4	-	Y	2	2	-
MILLE LACS COUNTY	COUNTY JAIL. . . . .	Y	1	1	-	Y	-	-	-
MORRISON COUNTY	COUNTY JAIL. . . . .	Y	1	1	-	Y	-	-	-
MOWER COUNTY	COUNTY JAIL. . . . .	Y	6	6	-	Y	-	-	-
NICOLLET COUNTY	COUNTY JAIL. . . . .	Y	1	1	-	Y	1	1	-
NOBLES COUNTY	COUNTY JAIL. . . . .	Y	2	2	-	Y	1	1	-
OLMSTED COUNTY	COUNTY JAIL. . . . .	Y	7	7	-	Y	3	3	-
OTTER TAIL COUNTY	COUNTY JAIL. . . . .	Y	-	-	-	Y	-	-	-
PENNINGTON COUNTY	COUNTY JAIL. . . . .	Y	1	1	-	N	-	-	-
PINE COUNTY	COUNTY JAIL. . . . .	Y	-	-	-	N	-	-	-
RAMSEY COUNTY	COUNTY WORKSHOP. COUNTY JAIL. . . . .	Y Y	26 -	26 -	- -	Y Y	5 2	5 1	1
REDWOOD COUNTY	COUNTY JAIL. . . . .	Y	-	-	-	Y	1	1	-
RENVILLE COUNTY	COUNTY JAIL. . . . .	Y	-	-	-	Y	1	1	-
RICE COUNTY	COUNTY JAIL. . . . .	Y	8	6	2	Y	1	1	-
ROCK COUNTY	COUNTY JAIL. . . . .	Y	1	1	-	Y	-	-	-
ROSEAU COUNTY	COUNTY JAIL. . . . .	Y	3	3	-	Y	2	2	-

See footnotes at end of table.

Table 5. Institutional programs, by county, by local jail within county—Continued

Name of county	Name of jail	Work-release programs			Weekend sentence programs					
		Does the facility have a work release program (Y=Yes, N=No)	Number of inmates that participate <sup>1</sup>		Does the facility have a weekend sentence program (Y=Yes, N=No)	Number of inmates that are usually serving a weekend sentence				
			Total	Males		Females	Total	Males	Females	
MINNESOTA--CONTINUED										
ST. LOUIS COUNTY	NE REGIONAL CORRECTIONS CTR. COUNTY JAIL. . . . .	Y	3	3	-	N	-	-	-	-
	CHISHOLM CITY JAIL. . . . .	N	14	14	-	N	-	-	-	-
	HIBBING CITY JAIL. . . . .	Y	2	2	-	Y	1	1	-	-
SCOTT COUNTY	COUNTY JAIL. . . . .	Y	5	5	-	Y	1	1	-	-
SIBLEY COUNTY	COUNTY JAIL. . . . .	Y	1	1	-	Y	2	1	1	-
STEARNS COUNTY	COUNTY JAIL. . . . .	Y	1	1	-	Y	1	1	-	-
STEELE COUNTY	COUNTY JAIL. . . . .	Y	5	5	-	Y	1	1	-	-
TODD COUNTY	COUNTY JAIL. . . . .	Y	-	-	-	N	-	-	-	-
WABASHA COUNTY	COUNTY JAIL. . . . .	Y	2	2	-	Y	-	-	-	-
WADENA COUNTY	COUNTY JAIL. . . . .	Y	1	1	-	Y	-	-	-	-
WASECA COUNTY	COUNTY JAIL. . . . .	Y	7	7	-	N	-	-	-	-
WASHINGTON COUNTY	COUNTY JAIL. . . . .	Y	4	4	-	Y	4	4	-	-
WINONA COUNTY	COUNTY JAIL. . . . .	Y	3	3	-	Y	1	1	-	-
WRIGHT COUNTY	COUNTY JAIL. . . . .	Y	2	2	-	Y	1	1	-	-
YELLOW MEDICINE COUNTY	COUNTY JAIL. . . . .	Y	1	1	-	Y	1	1	-	-
STATE TOTAL		N 5 Y 60	253	240	13	N 15 Y 50	81	74	7	

See footnotes at end of table.

Table 5. Institutional programs, by county, by local jail within county—Continued

Name of county	Name of jail	Work-release programs			Weekend sentence programs					
		Does the facility have a work release program (Y=Yes, N=No)	Number of inmates that participate <sup>1</sup>		Does the facility have a weekend sentence program (Y=Yes, N=No)	Number of inmates that are usually serving a weekend sentence				
			Total	Males		Females	Total	Males	Females	
MISSOURI (137 JAILS)										
ADAIR COUNTY	COUNTY JAIL. . . . .	N	-	-	-	N	-	-	-	-
ANDREW COUNTY	COUNTY JAIL. . . . .	N	-	-	-	N	-	-	-	-
ATCHISON COUNTY	COUNTY JAIL. . . . .	N	-	-	-	N	-	-	-	-
AUDRAIN COUNTY	COUNTY JAIL. . . . .	Y	-	-	-	Y	4	4	-	-
BARRY COUNTY	COUNTY JAIL. . . . .	N	-	-	-	Y	1	1	-	-
BARTON COUNTY	COUNTY JAIL. . . . .	N	-	-	-	Y	2	2	-	-
BATES COUNTY	COUNTY JAIL. . . . .	N	-	-	-	Y	2	2	-	-
	BUTLER CITY JAIL. . . . .	Y	1	1	-	N	-	-	-	-
BENTON COUNTY	COUNTY JAIL. . . . .	N	-	-	-	Y	3	3	-	-
BOLLINGER COUNTY	COUNTY JAIL. . . . .	N	-	-	-	N	-	-	-	-
BOONE COUNTY	COUNTY JAIL. . . . .	N	-	-	-	Y	9	8	1	-
	CENTRALIA CITY JAIL. . . . .	N	-	-	-	N	-	-	-	-
BUCHANAN COUNTY	COUNTY JAIL. . . . .	Y	6	6	-	Y	1	1	-	-
BUTLER COUNTY	COUNTY JAIL. . . . .	Y	1	1	-	N	-	-	-	-
CALLAWAY COUNTY	COUNTY JAIL. . . . .	Y	-	-	-	Y	1	1	-	-
	FULTON CITY JAIL. . . . .	Y	-	-	-	Y	1	1	-	-
CAMDEN COUNTY	COUNTY JAIL. . . . .	N	-	-	-	N	-	-	-	-
CAPE GIRARDEAU COUNTY	COUNTY JAIL. . . . .	Y	-	-	-	Y	-	-	-	-
	CAPE GIRARDEAU CITY JAIL. . . . .	Y	1	1	-	Y	3	2	1	-
CARROLL COUNTY	COUNTY JAIL. . . . .	Y	1	1	-	Y	1	1	-	-
CARTER COUNTY	COUNTY JAIL. . . . .	N	-	-	-	Y	1	1	-	-
CASS COUNTY	COUNTY JAIL. . . . .	Y	-	-	-	Y	1	1	-	-
CEDAR COUNTY	COUNTY JAIL. . . . .	N	-	-	-	Y	1	1	-	-
CHARITON COUNTY	COUNTY JAIL. . . . .	Y	1	1	-	Y	1	1	-	-
CHRISTIAN COUNTY	COUNTY JAIL. . . . .	N	-	-	-	N	-	-	-	-
CLARK COUNTY	COUNTY JAIL. . . . .	N	-	-	-	N	-	-	-	-
CLAY COUNTY	COUNTY JAIL. . . . .	N	-	-	-	N	-	-	-	-
	EXCELSIOR SPRINGS CITY JAIL. . . . .	N	-	-	-	N	-	-	-	-
CLINTON COUNTY	COUNTY JAIL. . . . .	Y	1	1	-	N	-	-	-	-
COLE COUNTY	COUNTY JAIL. . . . .	Y	1	1	-	Y	3	3	-	-
COOPER COUNTY	COUNTY JAIL. . . . .	N	-	-	-	N	-	-	-	-
CRAWFORD COUNTY	COUNTY JAIL. . . . .	Y	-	-	-	Y	-	-	-	-
DADE COUNTY	COUNTY JAIL. . . . .	N	-	-	-	N	-	-	-	-
DALLAS COUNTY	COUNTY JAIL. . . . .	N	-	-	-	N	-	-	-	-
DAVISS COUNTY	COUNTY JAIL. . . . .	N	-	-	-	N	-	-	-	-
DENT COUNTY	COUNTY JAIL. . . . .	N	-	-	-	N	-	-	-	-
DOUGLAS COUNTY	COUNTY JAIL. . . . .	N	-	-	-	N	-	-	-	-
DUNKLIN COUNTY	COUNTY JAIL. . . . .	Y	2	2	-	Y	2	2	-	-
FRANKLIN COUNTY	COUNTY JAIL. . . . .	N	-	-	-	Y	1	1	-	-
	PACIFIC CITY JAIL. . . . .	N	-	-	-	Y	1	1	-	-
GASCONADE COUNTY	COUNTY JAIL. . . . .	N	-	-	-	Y	1	1	-	-
	HERMANN CITY JAIL. . . . .	N	-	-	-	N	-	-	-	-
	OWENSVILLE CITY JAIL. . . . .	N	-	-	-	Y	-	-	-	-
GENTRY COUNTY	COUNTY JAIL. . . . .	N	-	-	-	N	-	-	-	-
GREENE COUNTY	COUNTY JAIL. . . . .	Y	5	5	-	Y	-	-	-	-
GRUNDY COUNTY	COUNTY JAIL. . . . .	Y	1	1	-	Y	1	1	-	-
	TRENTON CITY JAIL. . . . .	N	-	-	-	N	-	-	-	-
HARRISON COUNTY	COUNTY JAIL. . . . .	N	-	-	-	Y	1	1	-	-
HENRY COUNTY	COUNTY JAIL. . . . .	Y	4	4	-	Y	4	4	-	-
HICKORY COUNTY	COUNTY JAIL. . . . .	N	-	-	-	N	-	-	-	-
HOLT COUNTY	COUNTY JAIL. . . . .	N	-	-	-	N	-	-	-	-
HOWARD COUNTY	COUNTY JAIL. . . . .	N	-	-	-	N	-	-	-	-

See footnotes at end of table.

Table 5. Institutional programs, by county, by local jail within county—Continued

Name of county	Name of jail	Work-release programs			Weekend sentence programs		
		Does the facility have a work release program (Y=Yes, N=No)	Number of inmates that participate <sup>1</sup>		Does the facility have a weekend sentence program (Y=Yes, N=No)	Number of inmates that are usually serving a weekend sentence	
			Total	Males		Females	Total
MISSOURI--CONTINUED							
HOWELL COUNTY	COUNTY JAIL. . . . .	Y	-	-	Y	1	1
IRON COUNTY	COUNTY JAIL. . . . .	N	-	-	N	-	-
JACKSON COUNTY	COUNTY JAIL. . . . .	Y	32	30	Y	1	1
	KANSAS CITY MUN. CORR. INST.	Y	12	12	Y	6	5
	LEES SUMMIT CITY JAIL. . . . .	N	-	-	Y	1	1
JASPER COUNTY	COUNTY JAIL. . . . .	Y	2	2	Y	1	1
	CARTHAGE CITY JAIL. . . . .	N	-	-	N	-	-
	JOPLIN CITY JAIL. . . . .	N	-	-	N	-	-
JEFFERSON COUNTY	COUNTY JAIL. . . . .	N	-	-	Y	1	1
JOHNSON COUNTY	COUNTY JAIL. . . . .	N	-	-	N	-	-
KNOX COUNTY	COUNTY JAIL. . . . .	N	-	-	N	-	-
LACLEDE COUNTY	COUNTY JAIL. . . . .	N	-	-	Y	2	2
LAFAYETTE COUNTY	COUNTY JAIL. . . . .	N	-	-	N	-	-
LAWRENCE COUNTY	COUNTY JAIL. . . . .	N	-	-	N	-	-
LINCOLN COUNTY	COUNTY JAIL. . . . .	N	-	-	Y	1	1
MCDONALD COUNTY	COUNTY JAIL. . . . .	N	-	-	N	-	-
MACON COUNTY	COUNTY JAIL. . . . .	N	-	-	N	-	-
MADISON COUNTY	COUNTY JAIL. . . . .	N	-	-	N	-	-
MARIE COUNTY	COUNTY JAIL. . . . .	N	-	-	N	-	-
MARION COUNTY	COUNTY JAIL. . . . .	N	-	-	N	-	-
	HANNIBAL CITY JAIL. . . . .	N	-	-	N	-	-
MERCER COUNTY	COUNTY JAIL. . . . .	N	-	-	N	-	-
MILLER COUNTY	COUNTY JAIL. . . . .	N	-	-	Y	2	2
MISSISSIPPI COUNTY	COUNTY JAIL. . . . .	N	-	-	N	-	-
MONITEAU COUNTY	COUNTY JAIL. . . . .	Y	1	1	N	-	-
MONROE COUNTY	COUNTY JAIL. . . . .	N	-	-	N	-	-
MONTGOMERY COUNTY	COUNTY JAIL. . . . .	N	-	-	N	-	-
MORGAN COUNTY	COUNTY JAIL. . . . .	N	-	-	Y	2	2
NEWTON COUNTY	COUNTY JAIL. . . . .	N	-	-	N	-	-
NODAWAY COUNTY	COUNTY JAIL. . . . .	N	-	-	Y	1	1
OREGON COUNTY	COUNTY JAIL. . . . .	N	-	-	N	-	-
OSAGE COUNTY	COUNTY JAIL. . . . .	N	-	-	N	-	-
OZARK COUNTY	COUNTY JAIL. . . . .	N	-	-	N	-	-
PEMISCOT COUNTY	COUNTY JAIL. . . . .	N	-	-	N	-	-
	CARUTHERSVILLE CITY JAIL. . . . .	Y	1	1	N	-	-
	HAYTI CITY JAIL. . . . .	Y	-	-	N	-	-
PERRY COUNTY	COUNTY JAIL. . . . .	N	-	-	N	-	-
PETTIS COUNTY	COUNTY JAIL. . . . .	N	-	-	N	-	-
	SEDALIA CITY JAIL. . . . .	N	-	-	Y	1	1
PHELPS COUNTY	COUNTY JAIL. . . . .	Y	-	-	Y	1	1
	ROLLA CITY JAIL. . . . .	N	-	-	N	-	-
PIKE COUNTY	COUNTY JAIL. . . . .	Y	-	-	Y	3	3
POLK COUNTY	COUNTY JAIL. . . . .	N	-	-	N	-	-
PULASKI COUNTY	COUNTY JAIL. . . . .	N	-	-	N	-	-
PUTNAM COUNTY	COUNTY JAIL. . . . .	Y	1	1	Y	1	1
RALLS COUNTY	COUNTY JAIL. . . . .	N	-	-	N	-	-
RANDOLPH COUNTY	COUNTY JAIL. . . . .	Y	1	1	Y	2	2
	HOBERLY CITY JAIL. . . . .	N	-	-	N	-	-
RAY COUNTY	COUNTY JAIL. . . . .	Y	-	-	Y	3	2
REYNOLDS COUNTY	COUNTY JAIL. . . . .	N	-	-	Y	1	1
RIPLEY COUNTY	COUNTY JAIL. . . . .	N	-	-	Y	2	2
ST. CHARLES COUNTY	COUNTY JAIL. . . . .	N	-	-	Y	1	1
ST. CLAIR COUNTY	COUNTY JAIL. . . . .	N	-	-	N	-	-

See footnotes at end of table.

Table 5. Institutional programs, by county, by local jail within county—Continued

Name of county	Name of jail	Work-release programs			Weekend sentence programs		
		Does the facility have a work release program (Y=Yes, N=No)	Number of inmates that participate <sup>1</sup>		Does the facility have a weekend sentence program (Y=Yes, N=No)	Number of inmates that are usually serving a weekend sentence	
			Total	Males		Females	Total
MISSOURI--CONTINUED							
ST. FRANCOIS COUNTY	COUNTY JAIL. . . . .	N	-	-	Y	2	2
ST. LOUIS COUNTY	COUNTY JAIL. . . . .	Y	46	42	N	-	-
	COUNTY CORRECTIONAL INST.	N	-	-	Y	1	1
	JENNINGS CITY JAIL. . . . .	Y	-	-	Y	6	4
	KIRKWOOD CITY JAIL. . . . .	N	-	-	N	-	-
	ROCK HILL CITY JAIL. . . . .	N	-	-	N	-	-
	UNIVERSITY CITY JAIL. . . . .	N	-	-	Y	1	1
ST. LOUIS CITY	MUNICIPAL JAIL. . . . .	N	-	-	N	-	-
	MEDIUM SECURITY INSTITUTION.	Y	5	5	Y	7	7
STE. GENEVIEVE COUNTY	COUNTY JAIL. . . . .	Y	-	-	Y	1	1
SALINE COUNTY	COUNTY JAIL. . . . .	Y	-	-	Y	1	1
	MARSHALL CITY JAIL. . . . .	N	-	-	N	-	-
SCHUYLER COUNTY	COUNTY JAIL. . . . .	N	-	-	N	-	-
SCOTLAND COUNTY	COUNTY JAIL. . . . .	N	-	-	N	-	-
SCOTT COUNTY	COUNTY JAIL. . . . .	N	-	-	Y	1	1
	SIKESTON CITY JAIL. . . . .	N	-	-	N	-	-
SHANNON COUNTY	COUNTY JAIL. . . . .	N	-	-	Y	1	1
SHELBY COUNTY	COUNTY JAIL. . . . .	N	-	-	Y	2	2
STODDARD COUNTY	COUNTY JAIL. . . . .	N	-	-	Y	1	1
STONE COUNTY	COUNTY JAIL. . . . .	N	-	-	N	-	-
SULLIVAN COUNTY	COUNTY JAIL. . . . .	N	-	-	Y	1	1
TANEY COUNTY	COUNTY JAIL. . . . .	Y	-	-	Y	-	-
	BRANSON CITY JAIL. . . . .	N	-	-	N	-	-
TEXAS COUNTY	COUNTY JAIL. . . . .	N	-	-	Y	1	1
VERNON COUNTY	COUNTY JAIL. . . . .	N	-	-	N	-	-
WARREN COUNTY	COUNTY JAIL. . . . .	N	-	-	N	-	-
WASHINGTON COUNTY	COUNTY JAIL. . . . .	N	-	-	N	-	-
	POTOSI CITY JAIL. . . . .	N	-	-	N	-	-
WAYNE COUNTY	COUNTY JAIL. . . . .	Y	-	-	Y	1	1
WEBSTER COUNTY	COUNTY JAIL. . . . .	N	-	-	Y	1	1
WORTH COUNTY	COUNTY JAIL. . . . .	N	-	-	N	-	-
WRIGHT COUNTY	COUNTY JAIL. . . . .	Y	-	-	N	-	-
STATE TOTAL		N 99 Y 38	126	120	6 N 74 Y 63	108	102

See footnotes at end of table.

Table 5. Institutional programs, by county, by local jail within county—Continued

Name of county	Name of jail	Work-release programs			Weekend sentence programs				
		Does the facility have a work release program (Y=Yes, N=No)	Number of inmates that participate <sup>1</sup>			Does the facility have a weekend sentence program (Y=Yes, N=No)	Number of inmates that are usually serving a weekend sentence		
			Total	Males	Females		Total	Males	Females
NEBRASKA (77 JAILS)									
ADAMS COUNTY	COUNTY JAIL. . . . .	Y	-	-	-	Y	1	1	-
ANTELOPE COUNTY	COUNTY JAIL. . . . .	Y	-	-	-	Y	2	2	-
BOONE COUNTY	COUNTY JAIL. . . . .	Y	-	-	-	Y	1	1	-
BOX BUTTE COUNTY	COUNTY JAIL. . . . .	Y	-	-	-	Y	1	1	-
BOYD COUNTY	COUNTY JAIL. . . . .	Y	-	-	-	Y	-	-	-
BROWN COUNTY	COUNTY JAIL. . . . .	Y	-	-	-	Y	1	1	-
BUFFALO COUNTY	COUNTY JAIL. . . . .	Y	-	-	-	Y	2	2	-
BUTLER COUNTY	COUNTY JAIL. . . . .	N	-	-	-	N	-	-	-
CASS COUNTY	COUNTY JAIL. . . . .	Y	-	-	-	Y	1	1	-
	PLATTSMOUTH CITY JAIL. . . . .	N	-	-	-	N	-	-	-
CEDAR COUNTY	COUNTY JAIL. . . . .	N	-	-	-	N	-	-	-
CHASE COUNTY	COUNTY JAIL. . . . .	N	-	-	-	N	-	-	-
CHERRY COUNTY	COUNTY JAIL. . . . .	Y	-	-	-	Y	6	5	1
CHEYENNE COUNTY	COUNTY JAIL. . . . .	Y	-	-	-	Y	1	1	-
CLAY COUNTY	COUNTY JAIL. . . . .	Y	2	2	-	Y	-	-	-
COLFAX COUNTY	COUNTY JAIL. . . . .	Y	-	-	-	Y	-	-	-
CUMING COUNTY	COUNTY JAIL. . . . .	N	-	-	-	Y	2	2	-
CUSTER COUNTY	COUNTY JAIL. . . . .	Y	-	-	-	Y	-	-	-
DAKOTA COUNTY	COUNTY JAIL. . . . .	Y	4	4	-	Y	3	3	-
DAWES COUNTY	COUNTY JAIL. . . . .	Y	1	1	-	Y	3	3	-
DAWSON COUNTY	COUNTY JAIL. . . . .	N	-	-	-	Y	2	2	-
DEUEL COUNTY	COUNTY JAIL. . . . .	N	-	-	-	Y	1	1	-
DIXON COUNTY	COUNTY JAIL. . . . .	N	-	-	-	N	-	-	-
DODGE COUNTY	COUNTY JAIL. . . . .	Y	1	1	-	Y	1	1	-
DOUGLAS COUNTY	CLEARVIEW MINIMUM SECURITY COUNTY JAIL. . . . .	Y	6	6	-	N	-	-	-
	COUNTY JAIL. . . . .	N	-	-	-	N	-	-	-
DUNDY COUNTY	COUNTY JAIL. . . . .	N	-	-	-	N	-	-	-
FILLMORE COUNTY	COUNTY JAIL. . . . .	N	-	-	-	N	-	-	-
FRANKLIN COUNTY	COUNTY JAIL. . . . .	Y	-	-	-	N	-	-	-
FRONTIER COUNTY	COUNTY JAIL. . . . .	N	-	-	-	N	-	-	-
FURNAS COUNTY	COUNTY JAIL. . . . .	N	-	-	-	N	-	-	-
GAGE COUNTY	COUNTY JAIL. . . . .	Y	1	1	-	Y	1	1	-
GARDEN COUNTY	COUNTY JAIL. . . . .	N	-	-	-	N	-	-	-
HALL COUNTY	COUNTY JAIL. . . . .	Y	12	12	-	Y	10	10	-
HAMILTON COUNTY	COUNTY JAIL. . . . .	Y	2	2	-	Y	1	1	-
HARLAN COUNTY	COUNTY JAIL. . . . .	Y	-	-	-	Y	2	2	-
HAYES COUNTY	COUNTY JAIL. . . . .	N	-	-	-	N	-	-	-
HITCHCOCK COUNTY	COUNTY JAIL. . . . .	N	-	-	-	N	-	-	-
HOLT COUNTY	COUNTY JAIL. . . . .	Y	-	-	-	Y	1	1	-
JEFFERSON COUNTY	COUNTY JAIL. . . . .	Y	-	-	-	Y	1	1	-
JOHNSON COUNTY	COUNTY JAIL. . . . .	Y	-	-	-	Y	-	-	-
KEARNEY COUNTY	COUNTY JAIL. . . . .	Y	-	-	-	Y	-	-	-
KEITH COUNTY	COUNTY JAIL. . . . .	Y	-	-	-	Y	1	1	-
KIMBALL COUNTY	COUNTY JAIL. . . . .	Y	-	-	-	N	-	-	-
KNOX COUNTY	COUNTY JAIL. . . . .	N	-	-	-	N	-	-	-
LANCASTER COUNTY	LINCOLN CITY-COUNTY JAIL. . . . .	Y	19	19	-	Y	5	4	1
LINCOLN COUNTY	COUNTY JAIL. . . . .	Y	5	5	-	Y	4	4	-
MADISON COUNTY	COUNTY JAIL. . . . .	Y	2	2	-	Y	2	2	-
MERRICK COUNTY	COUNTY JAIL. . . . .	N	-	-	-	Y	-	-	-

See footnotes at end of table.

Table 5. Institutional programs, by county, by local jail within county—Continued

Name of county	Name of jail	Work-release programs			Weekend sentence programs				
		Does the facility have a work release program (Y=Yes, N=No)	Number of inmates that participate <sup>1</sup>			Does the facility have a weekend sentence program (Y=Yes, N=No)	Number of inmates that are usually serving a weekend sentence		
			Total	Males	Females		Total	Males	Females
NEBRASKA--CONTINUED									
MORRILL COUNTY	COUNTY JAIL. . . . .	N	-	-	-	N	-	-	-
NEMAHA COUNTY	COUNTY JAIL. . . . .	Y	-	-	-	Y	1	1	-
OTOE COUNTY	COUNTY JAIL. . . . .	Y	-	-	-	Y	1	1	-
PAWNEE COUNTY	COUNTY JAIL. . . . .	Y	-	-	-	Y	1	1	-
PERKINS COUNTY	COUNTY JAIL. . . . .	N	-	-	-	Y	1	1	-
PHELPS COUNTY	HOLDREDGE CITY JAIL. . . . .	N	-	-	-	N	-	-	-
PIERCE COUNTY	COUNTY JAIL. . . . .	N	-	-	-	Y	2	2	-
PLATTE COUNTY	COUNTY JAIL. . . . .	Y	3	3	-	Y	1	1	-
POLK COUNTY	COUNTY JAIL. . . . .	Y	-	-	-	Y	-	-	-
RED WILLOW COUNTY	COUNTY JAIL. . . . .	N	-	-	-	N	-	-	-
RICHARDSON COUNTY	COUNTY JAIL. . . . .	N	-	-	-	Y	1	1	-
ROCK COUNTY	COUNTY JAIL. . . . .	N	-	-	-	Y	1	1	-
SALINE COUNTY	COUNTY JAIL. . . . .	N	-	-	-	Y	-	-	-
	CRETE CITY JAIL. . . . .	N	-	-	-	N	-	-	-
SARPY COUNTY	COUNTY JAIL. . . . .	N	-	-	-	Y	2	2	-
	BELLEVUE CITY JAIL. . . . .	N	-	-	-	N	-	-	-
SAUNDERS COUNTY	COUNTY JAIL. . . . .	Y	-	-	-	Y	1	1	-
SCOTTS BLUFF COUNTY	COUNTY JAIL. . . . .	Y	5	5	-	Y	1	1	-
SEWARD COUNTY	COUNTY JAIL. . . . .	N	-	-	-	Y	1	1	-
SHERIDAN COUNTY	COUNTY JAIL. . . . .	Y	-	-	-	Y	1	1	-
SHERMAN COUNTY	COUNTY JAIL. . . . .	N	-	-	-	N	-	-	-
THAYER COUNTY	COUNTY JAIL. . . . .	Y	2	2	-	Y	1	1	-
THURSTON COUNTY	COUNTY JAIL. . . . .	Y	4	4	-	Y	4	4	-
VALLEY COUNTY	COUNTY JAIL. . . . .	Y	-	-	-	Y	2	1	1
WASHINGTON COUNTY	COUNTY JAIL. . . . .	Y	-	-	-	Y	1	1	-
WAYNE COUNTY	COUNTY JAIL. . . . .	N	-	-	-	N	-	-	-
WEBSTER COUNTY	COUNTY JAIL. . . . .	Y	-	-	-	Y	1	1	-
YORK COUNTY	COUNTY JAIL. . . . .	Y	-	-	-	Y	2	2	-
STATE TOTAL		N 32 Y 45	69	69	-	N 24 Y 53	82	79	3

See footnotes at end of table.



Table 5. Institutional programs, by county, by local jail within county—Continued

Name of county	Name of jail	Work-release programs			Weekend sentence programs		
		Does the facility have a work release program (Y=Yes, N=No)	Number of inmates that participate <sup>1</sup>		Does the facility have a weekend sentence program (Y=Yes, N=No)	Number of inmates that are usually serving a weekend sentence	
			Total	Males		Females	Total
NORTH DAKOTA (39 JAILS)							
ADAMS COUNTY	COUNTY JAIL. . . . .	N	-	-	N	-	-
BARNES COUNTY	COUNTY JAIL. . . . .	N	-	-	Y	1	1
BOTTINEAU COUNTY	COUNTY JAIL. . . . .	N	-	-	N	-	-
BOWMAN COUNTY	COUNTY JAIL. . . . .	N	-	-	N	-	-
BURKE COUNTY	COUNTY JAIL. . . . .	N	-	-	N	-	-
BURLEIGH COUNTY	COUNTY JAIL. . . . .	Y	3	3	Y	3	3
CASS COUNTY	COUNTY JAIL. . . . .	Y	3	3	Y	2	2
CAVALIER COUNTY	COUNTY JAIL. . . . .	N	-	-	N	-	-
DICKEY COUNTY	COUNTY JAIL. . . . .	Y	-	-	Y	-	-
DIVIDE COUNTY	COUNTY JAIL. . . . .	Y	-	-	N	-	-
DUNN COUNTY	COUNTY JAIL. . . . .	N	-	-	N	-	-
EMMONS COUNTY	COUNTY JAIL. . . . .	N	-	-	N	-	-
FOSTER COUNTY	COUNTY JAIL. . . . .	N	-	-	Y	1	1
GOLDEN VALLEY COUNTY	COUNTY JAIL. . . . .	Y	-	-	Y	-	-
GRAND FORKS COUNTY	COUNTY JAIL. . . . .	Y	2	2	Y	4	4
GRANT COUNTY	COUNTY JAIL. . . . .	N	-	-	N	-	-
HETTINGER COUNTY	COUNTY JAIL. . . . .	N	-	-	Y	-	-
KIDDER COUNTY	COUNTY JAIL. . . . .	N	-	-	N	-	-
LOGAN COUNTY	COUNTY JAIL. . . . .	N	-	-	N	-	-
MCHENRY COUNTY	COUNTY JAIL. . . . .	N	-	-	N	-	-
MCKENZIE COUNTY	COUNTY JAIL. . . . .	N	-	-	N	-	-
MCLEAN COUNTY	COUNTY JAIL. . . . .	N	-	-	Y	1	1
MERCER COUNTY	COUNTY JAIL. . . . .	Y	-	-	Y	-	-
MORTON COUNTY	COUNTY JAIL. . . . .	Y	-	-	Y	-	-
MOUNTRAIL COUNTY	COUNTY JAIL. . . . .	N	-	-	N	-	-
PEMBINA COUNTY	COUNTY JAIL. . . . .	N	-	-	N	-	-
PIERCE COUNTY	COUNTY JAIL. . . . .	N	-	-	N	-	-
RANSOM COUNTY	COUNTY JAIL. . . . .	N	-	-	N	-	-
RICHLAND COUNTY	COUNTY JAIL. . . . .	N	-	-	Y	2	2
ROLETTE COUNTY	COUNTY JAIL. . . . .	Y	-	-	N	-	-
SHERIDAN COUNTY	COUNTY JAIL. . . . .	N	-	-	Y	-	-
STARK COUNTY	COUNTY JAIL. . . . .	N	-	-	Y	-	-
STUTSMAN COUNTY	COUNTY JAIL. . . . .	N	-	-	N	-	-
TRAILL COUNTY	COUNTY JAIL. . . . .	Y	-	-	Y	-	-
WALSH COUNTY	COUNTY JAIL. . . . .	Y	-	-	Y	-	-
WARD COUNTY	COUNTY JAIL. . . . .	Y	-	-	Y	1	1
	MINOT CITY JAIL. . . . .	N	-	-	Y	1	1
WELLS COUNTY	COUNTY JAIL. . . . .	N	-	-	N	-	-
WILLIAMS COUNTY	COUNTY JAIL. . . . .	Y	-	-	Y	2	2
STATE TOTAL		N 26 Y 13	8	8	N 20 Y 19	18	18

See footnotes at end of table.

Table 5. Institutional programs, by county, by local jail within county—Continued

Name of county	Name of jail	Work-release programs			Weekend sentence programs		
		Does the facility have a work release program (Y=Yes, N=No)	Number of inmates that participate <sup>1</sup>		Does the facility have a weekend sentence program (Y=Yes, N=No)	Number of inmates that are usually serving a weekend sentence	
			Total	Males		Females	Total
OHIO (150 JAILS)							
ADAMS COUNTY	COUNTY JAIL. . . . .	N	-	-	N	-	-
ALLEN COUNTY	COUNTY JAIL. . . . .	N	-	-	Y	8	5
	LIMA CITY JAIL. . . . .	Y	2	2	Y	20	20
ASHLAND COUNTY	COUNTY JAIL. . . . .	Y	6	6	Y	11	10
ASHTABULA COUNTY	COUNTY JAIL. . . . .	Y	1	1	Y	4	4
	CONNEAUT CITY JAIL. . . . .	Y	2	2	Y	1	1
ATHENS COUNTY	COUNTY JAIL. . . . .	N	-	-	Y	1	1
BELMONT COUNTY	COUNTY JAIL. . . . .	N	-	-	Y	5	5
BROWN COUNTY	COUNTY JAIL. . . . .	N	-	-	N	-	-
BUTLER COUNTY	COUNTY JAIL. . . . .	N	-	-	Y	11	10
	MIDDLETOWN CITY JAIL. . . . .	N	-	-	Y	4	3
CARROLL COUNTY	COUNTY JAIL. . . . .	Y	1	1	Y	1	1
CHAMPAIGN COUNTY	COUNTY JAIL. . . . .	N	-	-	N	-	-
CLARK COUNTY	COUNTY JAIL. . . . .	Y	3	3	Y	4	4
CLERMONT COUNTY	COUNTY JAIL. . . . .	N	-	-	Y	6	5
CLINTON COUNTY	COUNTY JAIL. . . . .	N	-	-	Y	2	2
COLUMBIANA COUNTY	COUNTY JAIL. . . . .	N	-	-	Y	8	7
	EAST LIVERPOOL CITY JAIL. . . . .	N	-	-	Y	2	2
	EAST PALESTINE CITY JAIL. . . . .	Y	-	-	Y	2	2
	LISBON CITY JAIL. . . . .	N	-	-	Y	1	1
	SALEM CITY JAIL. . . . .	N	-	-	N	-	-
	WELLSVILLE CITY JAIL. . . . .	N	-	-	Y	1	1
COSHOCTON COUNTY	COUNTY JAIL. . . . .	Y	1	1	Y	3	3
CRAWFORD COUNTY	COUNTY JAIL. . . . .	Y	4	4	Y	4	4
CUYAHOGA COUNTY	COUNTY JAIL. . . . .	N	-	-	N	-	-
	BEACHWOOD CITY JAIL. . . . .	N	-	-	Y	1	1
	BEDFORD CITY JAIL. . . . .	N	-	-	Y	1	1
	BEDFORD HEIGHTS CITY JAIL. . . . .	N	-	-	N	-	-
	CLEVELAND CITY HSE. OF CORR. . . . .	Y	26	25	Y	6	6
	EUCLID CITY JAIL. . . . .	N	-	-	Y	-	-
	GARFIELD HEIGHTS CITY JAIL. . . . .	N	-	-	Y	-	-
	LAKEWOOD CITY JAIL. . . . .	N	-	-	N	-	-
	LYNDHURST CITY JAIL. . . . .	N	-	-	Y	1	1
	MAPLE HEIGHTS CITY JAIL. . . . .	N	-	-	N	-	-
	MAYFIELD HEIGHTS CITY JAIL. . . . .	N	-	-	N	-	-
	MIDDLEBURG HEIGHTS CITY JAIL. . . . .	N	-	-	Y	2	2
	PARMA CITY JAIL. . . . .	N	-	-	N	-	-
	PARMA HEIGHTS CITY JAIL. . . . .	N	-	-	Y	1	1
	SHAKER HEIGHTS CITY JAIL. . . . .	N	-	-	Y	1	1
	SOUTH EUCLID CITY JAIL. . . . .	N	-	-	Y	2	2
	STRONGSVILLE CITY JAIL. . . . .	N	-	-	Y	1	1
	UNIVERSITY HEIGHTS CITY JAIL. . . . .	N	-	-	Y	1	1
	WARRENSVILLE HGTS CITY JAIL. . . . .	N	-	-	Y	-	-
DARKE COUNTY	COUNTY JAIL. . . . .	N	-	-	N	2	2
	GREENVILLE CITY JAIL. . . . .	N	-	-	Y	-	-
DEFIANCE COUNTY	COUNTY JAIL. . . . .	Y	10	10	N	-	-
DELAWARE COUNTY	COUNTY JAIL. . . . .	Y	2	2	Y	5	4
ERIE COUNTY	COUNTY JAIL. . . . .	Y	3	3	Y	4	4
	SANDUSKY CITY JAIL. . . . .	N	-	-	Y	2	2
FAIRFIELD COUNTY	COUNTY JAIL. . . . .	N	-	-	Y	6	5
FAYETTE COUNTY	COUNTY JAIL. . . . .	N	-	-	Y	3	3
FRANKLIN COUNTY	COUNTY CORRECTIONS CENTER. . . . .	Y	8	8	Y	12	12
	COLUMBUS WOMENS CORR. INST. . . . .	Y	2	2	Y	2	2
	COLUMBUS CITY WORKHOUSE. . . . .	Y	10	10	Y	50	50
	COLUMBUS CITY JAIL. . . . .	N	-	-	N	-	-
FULTON COUNTY	COUNTY JAIL. . . . .	Y	1	1	Y	4	4
GALLIA COUNTY	COUNTY JAIL. . . . .	N	-	-	N	-	-
GEAUGA COUNTY	COUNTY JAIL. . . . .	Y	6	6	Y	6	6
GREENE COUNTY	COUNTY JAIL. . . . .	Y	3	3	Y	18	15
	FAIRBORN CITY JAIL. . . . .	N	-	-	Y	2	2
GUERNSEY COUNTY	COUNTY JAIL. . . . .	N	-	-	Y	4	4
HAMILTON COUNTY	COUNTY JAIL. . . . .	N	-	-	Y	3	2
	CINCINNATI COMM. CORR. INST. . . . .	Y	25	25	Y	97	87
HANCOCK COUNTY	COUNTY JAIL. . . . .	N	-	-	N	-	-

See footnotes at end of table.

Table 5. Institutional programs, by county, by local jail within county—Continued

Name of county	Name of jail	Work-release programs			Weekend sentence programs			
		Does the facility have a work release program (Y=Yes, N=No)	Number of inmates that participate <sup>1</sup>		Does the facility have a weekend sentence program (Y=Yes, N=No)	Number of inmates that are usually serving a weekend sentence		
			Total	Males		Females	Total	Males
OHIO--CONTINUED								
HARDIN COUNTY	COUNTY JAIL. . . . .	Y	-	-	Y	3	3	-
HARRISON COUNTY	COUNTY JAIL. . . . .	N	-	-	Y	4	4	-
HENRY COUNTY	COUNTY JAIL. . . . .	N	-	-	N	-	-	-
HIGHLAND COUNTY	COUNTY JAIL. . . . .	N	-	-	Y	4	3	1
HOCKING COUNTY	COUNTY JAIL. . . . .	N	-	-	Y	5	4	1
HOLMES COUNTY	COUNTY JAIL. . . . .	N	-	-	N	-	-	-
HURON COUNTY	COUNTY JAIL. . . . .	N	-	-	N	-	-	-
	BELLEVUE CITY JAIL. . . . .	Y	-	-	Y	3	3	-
	WILLARD CITY JAIL. . . . .	N	-	-	Y	1	1	-
JACKSON COUNTY	COUNTY JAIL. . . . .	N	-	-	Y	1	1	-
	WELLSTON CITY JAIL. . . . .	N	-	-	Y	2	2	-
JEFFERSON COUNTY	COUNTY JAIL. . . . .	Y	1	1	Y	1	1	-
KNOX COUNTY	COUNTY JAIL. . . . .	N	-	-	Y	12	10	2
LAKE COUNTY	COUNTY JAIL. . . . .	Y	1	1	Y	11	10	1
	WILLOUGHBY CITY JAIL. . . . .	Y	-	-	Y	1	1	-
LAWRENCE COUNTY	COUNTY JAIL. . . . .	N	-	-	Y	9	8	1
	IRONTON CITY JAIL. . . . .	N	-	-	Y	2	2	-
LICKING COUNTY	COUNTY JAIL. . . . .	Y	-	-	Y	11	6	5
	NEWARK CITY JAIL. . . . .	N	-	-	N	-	-	-
LOGAN COUNTY	COUNTY JAIL. . . . .	N	-	-	Y	4	4	-
LORAIN COUNTY	COUNTY JAIL. . . . .	N	-	-	Y	3	3	-
	AVON LAKE CITY JAIL. . . . .	Y	-	-	Y	3	3	-
	ELYRIA CITY JAIL. . . . .	N	-	-	Y	3	3	-
	LORAIN CITY JAIL. . . . .	N	-	-	Y	3	3	-
* LUCAS COUNTY	COUNTY JAIL. . . . .	Y	51	48	Y	7	6	1
	TOLEDO CITY HOUSE OF CORR. . . . .	Y	25	25	Y	28	28	-
MADISON COUNTY	COUNTY JAIL. . . . .	N	-	-	Y	4	4	-
MAHONING COUNTY	COUNTY JAIL. . . . .	N	-	-	Y	3	3	-
	CAMPBELL CITY JAIL. . . . .	N	-	-	Y	1	1	-
	SEBRING VILLAGE CITY JAIL. . . . .	Y	-	-	Y	1	1	-
	STRUTHERS CITY JAIL. . . . .	N	-	-	Y	2	2	-
	YOUNGSTOWN CITY JAIL. . . . .	N	-	-	N	-	-	-
MARION COUNTY	COUNTY JAIL. . . . .	N	-	-	Y	5	4	1
MEDINA COUNTY	COUNTY JAIL. . . . .	Y	5	5	Y	6	6	-
MEigs COUNTY	COUNTY JAIL. . . . .	N	-	-	N	-	-	-
	MIDDLEPORT CITY JAIL. . . . .	N	-	-	N	-	-	-
MERCER COUNTY	COUNTY JAIL. . . . .	N	-	-	Y	4	4	-
MIAMI COUNTY	COUNTY JAIL. . . . .	Y	3	3	Y	9	7	2
MONROE COUNTY	COUNTY JAIL. . . . .	N	-	-	Y	2	2	-
MONTGOMERY COUNTY	COUNTY JAIL. . . . .	N	-	-	Y	2	2	-
	DAYTON CITY REHAB. CENTER. . . . .	Y	18	18	Y	19	19	-
	DAYTON CITY JAIL. . . . .	N	-	-	N	-	-	-
	MIAMI SBURG CITY JAIL. . . . .	N	-	-	N	-	-	-
MORGAN COUNTY	COUNTY JAIL. . . . .	Y	-	-	Y	2	2	-
MORROW COUNTY	COUNTY JAIL. . . . .	N	-	-	Y	3	3	-
MUSKINGUM COUNTY	COUNTY JAIL. . . . .	N	-	-	Y	6	5	1
NOBLE COUNTY	COUNTY JAIL. . . . .	N	-	-	N	-	-	-
OTTAWA COUNTY	COUNTY JAIL. . . . .	N	-	-	Y	2	2	-
PAULDING COUNTY	COUNTY JAIL. . . . .	N	-	-	Y	5	4	1
PERRY COUNTY	COUNTY JAIL. . . . .	N	-	-	Y	3	3	-
PICKAWAY COUNTY	COUNTY JAIL. . . . .	N	-	-	Y	4	4	-
PIKE COUNTY	COUNTY JAIL. . . . .	N	-	-	Y	2	2	-
PORTAGE COUNTY	COUNTY JAIL. . . . .	Y	12	12	Y	3	3	-
PREBLE COUNTY	COUNTY JAIL. . . . .	N	-	-	N	-	-	-
PUTNAM COUNTY	COUNTY JAIL. . . . .	Y	6	6	Y	3	3	-
RICHLAND COUNTY	COUNTY JAIL. . . . .	N	-	-	Y	5	5	-
	MANSFIELD CITY JAIL. . . . .	N	-	-	N	-	-	-

See footnotes at end of table.

Table 5. Institutional programs, by county, by local jail within county—Continued

Name of county	Name of jail	Work-release programs			Weekend sentence programs				
		Does the facility have a work release program (Y=Yes, N=No)	Number of inmates that participate <sup>1</sup>		Does the facility have a weekend sentence program (Y=Yes, N=No)	Number of inmates that are usually serving a weekend sentence			
			Total	Males		Females	Total	Males	Females
OHIO--CONTINUED									
RICHLAND COUNTY--CONTINUED	SHELBY CITY JAIL. . . . .	Y	1	1	Y	1	1	-	
ROSS COUNTY	COUNTY JAIL. . . . .	N	-	-	Y	11	10	1	
SANDUSKY COUNTY	COUNTY JAIL. . . . .	Y	9	9	Y	9	8	1	
SCIOYO COUNTY	COUNTY JAIL. . . . .	Y	2	2	Y	1	1	-	
SENECA COUNTY	COUNTY JAIL. . . . .	N	-	-	Y	4	4	-	
	FOSTORIA CITY JAIL. . . . .	N	-	-	N	-	-	-	
SHELBY COUNTY	COUNTY JAIL. . . . .	N	-	-	Y	-	-	-	
STARK COUNTY	COUNTY JAIL. . . . .	Y	21	19	Y	7	5	2	
SUMMIT COUNTY	COUNTY JAIL. . . . .	Y	7	6	Y	15	10	5	
	AKRON CITY WORKHOUSE. . . . .	Y	6	6	Y	10	10	-	
	TWINSBURG CITY JAIL. . . . .	Y	1	1	Y	2	2	-	
TRUMBULL COUNTY	COUNTY JAIL. . . . .	Y	-	-	Y	10	9	1	
	GIRARD CITY JAIL. . . . .	Y	-	-	Y	-	-	-	
	NEWTON FALLS CITY JAIL. . . . .	Y	-	-	Y	2	2	-	
	NILES CITY JAIL. . . . .	N	-	-	N	-	-	-	
	WARREN CITY JAIL. . . . .	N	-	-	N	-	-	-	
TUSCARAWAS COUNTY	COUNTY JAIL. . . . .	Y	-	-	Y	2	2	-	
UNION COUNTY	COUNTY JAIL. . . . .	Y	2	2	N	-	-	-	
VAN WERT COUNTY	COUNTY JAIL. . . . .	N	-	-	Y	4	4	-	
VINTON COUNTY	COUNTY JAIL. . . . .	N	-	-	Y	-	-	-	
WARREN COUNTY	COUNTY JAIL. . . . .	Y	2	2	Y	18	12	6	
	LEBANON CITY JAIL. . . . .	Y	-	-	Y	2	2	-	
WASHINGTON COUNTY	COUNTY JAIL. . . . .	N	-	-	Y	16	15	1	
WAYNE COUNTY	COUNTY JAIL. . . . .	Y	2	2	Y	5	5	-	
	ORRVILLE CITY JAIL. . . . .	N	-	-	N	-	-	-	
WILLIAMS COUNTY	COUNTY JAIL. . . . .	Y	2	1	Y	4	4	-	
WOOD COUNTY	COUNTY JAIL. . . . .	Y	1	1	N	-	-	-	
WYANDOT COUNTY	COUNTY JAIL. . . . .	N	-	-	N	-	-	-	
STATE TOTAL	. . . . .	N 97 Y 53	294	184	110	N 35 Y 115	675	615	60

See footnotes at end of table.

Table 5. Institutional programs, by county, by local jail within county—Continued

Name of county	Name of jail	Work-release programs			Does the facility have a weekend sentence program (Y=Yes, N=No)	Weekend sentence programs			
		Does the facility have a work release program (Y=Yes, N=No)	Number of inmates that participate <sup>1</sup>			Total	Number of inmates that are usually serving a weekend sentence		
			Total	Males			Females	Total	Males
SOUTH DAKOTA (44 JAILS)		Y	3	3	-	2	2	-	
BEADLE COUNTY	COUNTY JAIL. . . . .	N	-	-	-	-	-	-	
BENNETT COUNTY	COUNTY JAIL. . . . .	Y	2	2	-	1	1	-	
BON HOMME COUNTY	COUNTY JAIL. . . . .	Y	2	2	-	3	2	1	
BROOKINGS COUNTY	COUNTY JAIL. . . . .	Y	4	4	-	2	2	-	
BROWN COUNTY	COUNTY JAIL. . . . .	Y	2	2	-	1	1	-	
BRULE COUNTY	COUNTY JAIL. . . . .	Y	1	1	-	-	-	-	
BUTTE COUNTY	COUNTY JAIL. . . . .	N	-	-	-	-	-	-	
CHARLES MIX COUNTY	COUNTY JAIL. . . . .	N	-	-	-	1	1	-	
CLAY COUNTY	WATERTOWN CITY JAIL. . . . .	Y	1	1	-	-	-	-	
CODINGTON COUNTY	COUNTY JAIL. . . . .	N	-	-	-	-	-	-	
CORSON COUNTY	COUNTY JAIL. . . . .	Y	5	5	-	-	-	-	
DAVISON COUNTY	COUNTY JAIL. . . . .	Y	-	-	-	-	-	-	
DAY COUNTY	COUNTY JAIL. . . . .	N	-	-	-	-	-	-	
EDMUNDS COUNTY	COUNTY JAIL. . . . .	Y	1	1	-	-	-	-	
FALL RIVER COUNTY	COUNTY JAIL. . . . .	N	-	-	-	-	-	-	
FAULK COUNTY	COUNTY JAIL. . . . .	Y	1	1	-	-	-	-	
GRANT COUNTY	MILBANK DETENTION CENTER . . . . .	Y	-	-	-	-	-	-	
GREGORY COUNTY	COUNTY JAIL. . . . .	N	-	-	-	-	-	-	
	GREGORY CITY JAIL. . . . .	N	-	-	-	1	1	-	
	COUNTY JAIL. . . . .	N	-	-	-	-	-	-	
HAND COUNTY	COUNTY JAIL. . . . .	Y	2	2	-	-	-	-	
HUGHES COUNTY	COUNTY JAIL. . . . .	N	-	-	-	-	-	-	
HYDE COUNTY	COUNTY JAIL. . . . .	N	-	-	-	-	-	-	
JACKSON COUNTY	COUNTY JAIL. . . . .	N	-	-	-	-	-	-	
JONES COUNTY	COUNTY JAIL. . . . .	N	-	-	-	-	-	-	
LAKE COUNTY	COUNTY JAIL. . . . .	Y	-	-	-	-	-	-	
LAWRENCE COUNTY	COUNTY JAIL. . . . .	N	-	-	-	-	-	-	
LINCOLN COUNTY	COUNTY JAIL. . . . .	N	-	-	-	-	-	-	
MCCOOK COUNTY	COUNTY JAIL. . . . .	Y	-	-	-	1	1	-	
MARSHALL COUNTY	COUNTY JAIL. . . . .	Y	-	-	-	-	-	-	
MEADE COUNTY	COUNTY JAIL. . . . .	N	-	-	-	-	-	-	
MELLETT COUNTY	COUNTY JAIL. . . . .	Y	7	7	-	-	-	-	
MINNEHAHA COUNTY	COUNTY JAIL. . . . .	N	-	-	-	5	5	-	
MOODY COUNTY	COUNTY JAIL. . . . .	Y	2	2	-	-	-	-	
PENNINGTON COUNTY	COUNTY JAIL. . . . .	Y	-	-	-	-	-	-	
PERKINS COUNTY	COUNTY JAIL. . . . .	N	-	-	-	-	-	-	
POTTER COUNTY	COUNTY JAIL. . . . .	N	-	-	-	-	-	-	
ROBERTS COUNTY	COUNTY JAIL. . . . .	N	-	-	-	-	-	-	
SPINK COUNTY	COUNTY JAIL. . . . .	N	-	-	-	-	-	-	
TRIPP COUNTY	WINNER CITY JAIL. . . . .	N	-	-	-	-	-	-	
	COUNTY JAIL. . . . .	N	-	-	-	-	-	-	
TURNER COUNTY	COUNTY JAIL. . . . .	Y	-	-	-	1	1	-	
WALWORTH COUNTY	MOBRIDGE CITY JAIL. . . . .	N	-	-	-	-	-	-	
	COUNTY JAIL. . . . .	Y	1	1	-	-	-	-	
YANKTON COUNTY	YANKTON CITY JAIL. . . . .	Y	-	-	-	-	-	-	
STATE TOTAL			N 24 Y 20	34	34	N 25 Y 19	18	17	1

See footnotes at end of table.

Table 5. Institutional programs, by county, by local jail within county—Continued

Name of county	Name of jail	Work-release programs			Does the facility have a weekend sentence program (Y=Yes, N=No)	Weekend sentence programs		
		Does the facility have a work release program (Y=Yes, N=No)	Number of inmates that participate <sup>1</sup>			Total	Number of inmates that are usually serving a weekend sentence	
			Total	Males			Females	Total
WISCONSIN (70 JAILS)								
ADAMS COUNTY	COUNTY JAIL. . . . .	Y	-	-	-	-	-	-
ASHLAND COUNTY	COUNTY JAIL. . . . .	Y	1	1	-	1	1	-
BARRON COUNTY	COUNTY JAIL. . . . .	Y	-	-	-	2	2	-
BROWN COUNTY	COUNTY JAIL. . . . .	Y	16	16	-	1	1	-
BUFFALO COUNTY	COUNTY JAIL. . . . .	Y	1	1	-	1	1	-
BURNETT COUNTY	COUNTY JAIL. . . . .	Y	-	-	-	1	1	-
CALUMET COUNTY	COUNTY JAIL. . . . .	Y	5	5	-	1	1	-
CHIPPEWA COUNTY	COUNTY JAIL. . . . .	Y	3	3	-	1	1	-
CLARK COUNTY	COUNTY JAIL. . . . .	Y	3	3	-	-	-	-
COLUMBIA COUNTY	COUNTY JAIL. . . . .	Y	3	3	-	1	1	-
CRAWFORD COUNTY	COUNTY JAIL. . . . .	Y	1	1	-	-	-	-
DANE COUNTY	COUNTY JAIL. . . . .	Y	34	34	-	14	14	-
DODGE COUNTY	COUNTY JAIL. . . . .	Y	10	10	-	-	-	-
DOOR COUNTY	COUNTY JAIL. . . . .	Y	3	3	-	1	1	-
DOUGLAS COUNTY	COUNTY JAIL. . . . .	Y	5	4	1	-	-	-
DUNN COUNTY	COUNTY JAIL. . . . .	Y	4	4	-	2	2	-
EAU CLAIRE COUNTY	COUNTY JAIL. . . . .	Y	18	18	-	-	-	-
FOND DU LAC COUNTY	COUNTY JAIL. . . . .	Y	11	10	1	-	-	-
FOREST COUNTY	COUNTY JAIL. . . . .	Y	1	1	-	-	-	-
GRANT COUNTY	COUNTY JAIL. . . . .	Y	3	3	-	-	-	-
GREEN COUNTY	COUNTY JAIL. . . . .	Y	-	-	-	-	-	-
GREEN LAKE COUNTY	COUNTY JAIL. . . . .	Y	1	1	-	1	1	-
IOWA COUNTY	COUNTY JAIL. . . . .	Y	-	-	-	-	-	-
IRON COUNTY	COUNTY JAIL. . . . .	Y	-	-	-	-	-	-
JACKSON COUNTY	COUNTY JAIL. . . . .	Y	4	4	-	1	1	-
JEFFERSON COUNTY	COUNTY JAIL. . . . .	Y	5	5	-	-	-	-
JUNEAU COUNTY	COUNTY JAIL. . . . .	Y	5	5	-	-	-	-
KENOSHA COUNTY	COUNTY JAIL. . . . .	Y	37	37	-	-	-	-
KEWAUNEE COUNTY	COUNTY JAIL. . . . .	Y	3	3	-	1	1	-
LA CROSSE COUNTY	COUNTY JAIL. . . . .	Y	4	4	-	1	1	-
LAFAYETTE COUNTY	COUNTY JAIL. . . . .	Y	-	-	-	-	-	-
LANGLADE COUNTY	COUNTY JAIL. . . . .	Y	2	2	-	2	2	-
LINCOLN COUNTY	COUNTY JAIL. . . . .	Y	5	5	-	-	-	-
MANITOWOC COUNTY	COUNTY JAIL. . . . .	Y	9	9	-	-	-	-
MARATHON COUNTY	COUNTY JAIL. . . . .	Y	16	16	-	1	1	-
MARINETTE COUNTY	COUNTY JAIL. . . . .	Y	4	4	-	1	1	-
MARQUETTE COUNTY	COUNTY JAIL. . . . .	Y	-	-	-	-	-	-
MILWAUKEE COUNTY	COUNTY JAIL. . . . .	N	-	-	-	4	3	1
	COUNTY HOUSE OF CORRECTION . . . . .	Y	163	145	18	4	4	-
MONROE COUNTY	COUNTY JAIL. . . . .	Y	4	4	-	2	2	-
OCONTO COUNTY	COUNTY JAIL. . . . .	Y	-	-	-	5	4	1
ONEIDA COUNTY	COUNTY JAIL. . . . .	Y	2	2	-	-	-	-
OUTAGAMIE COUNTY	COUNTY JAIL. . . . .	Y	22	20	2	1	1	-
OZAUKEE COUNTY	COUNTY JAIL. . . . .	Y	7	7	-	1	1	-
PEPIN COUNTY	COUNTY JAIL. . . . .	Y	-	-	-	1	1	-
PIERCE COUNTY	COUNTY JAIL. . . . .	Y	4	4	-	1	1	-
POLK COUNTY	COUNTY JAIL. . . . .	Y	3	3	-	3	3	-
PORTAGE COUNTY	COUNTY JAIL. . . . .	Y	2	2	-	1	1	-

See footnotes at end of table.

Table 5. Institutional programs, by county, by local jail within county—Continued

Name of county	Name of jail	Work-release programs			Weekend sentence programs				
		Does the facility have a work release program (Y=Yes, N=No)	Number of inmates that participate <sup>1</sup>		Does the facility have a weekend sentence program (Y=Yes, N=No)	Number of inmates that are usually serving a weekend sentence			
			Total	Males		Females	Total	Males	Females
WISCONSIN--CONTINUED									
PRICE COUNTY	COUNTY JAIL. . . . .	Y	9	9	-	Y	1	-	1
RACINE COUNTY	COUNTY JAIL. . . . .	N	-	-	-	N	-	-	-
RICHLAND COUNTY	COUNTY JAIL. . . . .	Y	2	2	-	Y	2	2	-
ROCK COUNTY	COUNTY JAIL. . . . .	Y	-	-	-	N	-	-	-
RUSK COUNTY	COUNTY JAIL. . . . .	N	-	-	-	Y	-	-	-
ST. CROIX COUNTY	COUNTY JAIL. . . . .	N	-	-	-	N	-	-	-
SAUK COUNTY	COUNTY JAIL. . . . .	Y	7	7	-	Y	1	1	-
SAWYER COUNTY	COUNTY JAIL. . . . .	Y	2	2	-	N	-	-	-
SHAWANO COUNTY	COUNTY JAIL. . . . .	Y	6	5	1	Y	5	5	-
SHEBOYGAN COUNTY	COUNTY JAIL. . . . .	Y	15	15	-	N	-	-	-
TAYLOR COUNTY	COUNTY JAIL. . . . .	Y	1	1	-	Y	-	-	-
TREMPEALEAU COUNTY	COUNTY JAIL. . . . .	N	-	-	-	N	-	-	-
VERNON COUNTY	COUNTY JAIL. . . . .	Y	1	1	-	Y	-	-	-
VILAS COUNTY	COUNTY JAIL. . . . .	Y	-	-	-	Y	-	-	-
WALWORTH COUNTY	COUNTY JAIL. . . . .	Y	6	6	-	Y	-	-	-
WASHBURN COUNTY	COUNTY JAIL. . . . .	Y	1	1	-	N	-	-	-
WASHINGTON COUNTY	COUNTY JAIL. . . . .	Y	12	12	-	Y	1	1	-
WAUKESHA COUNTY	COUNTY JAIL. . . . .	Y	24	23	1	Y	2	2	-
WAUPACA COUNTY	COUNTY JAIL. . . . .	Y	6	6	-	Y	2	2	-
WAUSHARA COUNTY	COUNTY JAIL. . . . .	Y	2	2	-	Y	-	-	-
WINNEBAGO COUNTY	COUNTY JAIL. . . . .	Y	13	12	1	Y	-	-	-
WOOD COUNTY	COUNTY JAIL. . . . .	Y	10	10	-	Y	1	1	-
STATE TOTAL		N 5 Y 65	541	516	25	N 15 Y 55	72	69	3

- Represents zero or rounds to zero.  
<sup>1</sup>The number given represents those inmates participating in the programs at the time the questionnaire was completed.

Table 6. Inmates held for other authorities on February 15, 1978, by county, by local jail within county

Name of county	Name of jail	Total number of inmates on February 15, 1978	Number of inmates held as a result of over-crowding				Number of inmates held for other reasons			
			Total	Federal <sup>1</sup>	State	Other local	Total	Federal	State	Other local
ILLINOIS (100 JAILS)										
ADAMS COUNTY	COUNTY JAIL. . . . .	19	-	-	-	-	-	-	-	-
ALEXANDER COUNTY	COUNTY JAIL. . . . .	-	-	-	-	-	-	-	-	-
BOND COUNTY	COUNTY JAIL. . . . .	9	-	-	-	-	-	-	-	-
BOONE COUNTY	COUNTY JAIL. . . . .	14	-	-	-	-	-	-	-	-
BROWN COUNTY	COUNTY JAIL. . . . .	-	-	-	-	-	-	-	-	-
BUREAU COUNTY	COUNTY JAIL. . . . .	6	-	-	-	-	-	1	-	1
CALHOUN COUNTY	COUNTY JAIL. . . . .	-	-	-	-	-	-	-	-	-
CARROLL COUNTY	COUNTY JAIL. . . . .	10	1	-	-	1	-	-	-	-
CASS COUNTY	COUNTY JAIL. . . . .	2	-	-	-	-	-	-	-	-
CHAMPAIGN COUNTY	COUNTY JAIL. . . . .	54	-	-	-	-	-	2	-	2
CHRISTIAN COUNTY	COUNTY JAIL. . . . .	3	-	-	-	-	-	-	-	-
CLARK COUNTY	COUNTY JAIL. . . . .	5	-	-	-	-	-	-	-	-
CLAY COUNTY	COUNTY JAIL. . . . .	8	1	-	-	1	-	-	-	-
CLINTON COUNTY	COUNTY JAIL. . . . .	8	-	-	-	-	-	-	-	-
COLES COUNTY	COUNTY JAIL. . . . .	15	1	-	-	1	-	-	-	-
COOK COUNTY	COUNTY JAIL DIVISION 1 . . . . . COUNTY JAIL DIVISION 2 . . . . . CO. WOMENS CORRECTNL CENTER. COUNTY JAIL DIVISION 4 . . . . .	1900 997 182 760	-	-	-	-	-	-	-	-
CRAWFORD COUNTY	COUNTY JAIL. . . . .	6	-	-	-	-	-	-	-	-
CUMBERLAND COUNTY	COUNTY JAIL. . . . .	5	-	-	-	-	-	2	-	1 1
DE KALB COUNTY	COUNTY JAIL. . . . .	21	-	-	-	-	-	2	1	1
DE WITT COUNTY	COUNTY JAIL. . . . .	6	-	-	-	-	-	1	-	1
DOUGLAS COUNTY	COUNTY JAIL. . . . .	4	-	-	-	-	-	-	-	-
DU PAGE COUNTY	COUNTY JAIL. . . . .	102	-	-	-	-	-	-	-	-
EDGAR COUNTY	COUNTY JAIL. . . . .	11	-	-	-	-	-	-	-	-
EFFINGHAM COUNTY	COUNTY JAIL. . . . .	13	-	-	-	-	-	-	-	-
FAYETTE COUNTY	COUNTY JAIL. . . . .	13	-	-	-	-	-	1	-	1
FORD COUNTY	COUNTY JAIL. . . . .	5	-	-	-	-	-	1	1	-
FRANKLIN COUNTY	COUNTY JAIL. . . . .	11	-	-	-	-	-	-	-	-
FULTON COUNTY	COUNTY JAIL. . . . .	6	-	-	-	-	-	2	-	2
GALLATIN COUNTY	COUNTY JAIL. . . . .	1	-	-	-	-	-	-	-	-
GREENE COUNTY	COUNTY JAIL. . . . .	6	1	-	-	1	-	-	-	-
GRUNOY COUNTY	COUNTY JAIL. . . . .	7	-	-	-	-	-	-	-	-
HAMILTON COUNTY	COUNTY JAIL. . . . .	-	-	-	-	-	-	-	-	-
HANCOCK COUNTY	COUNTY JAIL. . . . .	8	-	-	-	-	-	-	-	-
HENDERSON COUNTY	COUNTY JAIL. . . . .	2	-	-	-	-	-	-	-	-
HENRY COUNTY	COUNTY JAIL. . . . .	15	-	-	-	-	-	-	-	-
IRROQUOIS COUNTY	COUNTY JAIL. . . . .	7	-	-	-	-	-	-	-	-
JACKSON COUNTY	COUNTY JAIL. . . . .	19	-	-	-	-	-	1	-	1
JASPER COUNTY	COUNTY JAIL. . . . .	6	-	-	-	-	-	-	-	-
JEFFERSON COUNTY	COUNTY JAIL. . . . .	5	-	-	-	-	-	1	-	1
JERSEY COUNTY	COUNTY JAIL. . . . .	7	-	-	-	-	-	1	-	1
JO DAVIESS COUNTY	COUNTY JAIL. . . . .	7	-	-	-	-	-	-	-	-
KANE COUNTY	COUNTY JAIL. . . . .	102	-	-	-	-	-	1	-	1
KANKAKEE COUNTY	COUNTY JAIL. . . . .	37	-	-	-	-	-	3	-	3
KENDALL COUNTY	COUNTY JAIL. . . . .	5	-	-	-	-	-	1	-	1
KNOX COUNTY	COUNTY JAIL. . . . .	22	4	-	-	4	-	-	-	-
LAKE COUNTY	COUNTY JAIL. . . . .	82	-	-	-	-	-	6	-	6

See footnote at end of table.

Table 6. Inmates held for other authorities on February 15, 1978, by county, by local jail within county—Continued

Name of county	Name of jail	Total number of inmates on February 15, 1978	Number of inmates held as a result of over-crowding				Number of inmates held for other reasons			
			Total	Federal	State	Other local	Total	Federal	State	Other local
ILLINOIS--CONTINUED										
LA SALLE COUNTY	COUNTY JAIL. . . . .	23	-	-	-	-	-	-	-	-
LEE COUNTY	COUNTY JAIL. . . . .	20	-	-	-	1	-	-	-	1
LIVINGSTON COUNTY	COUNTY JAIL. . . . .	17	-	-	-	-	-	-	-	-
LOGAN COUNTY	COUNTY JAIL. . . . .	7	-	-	-	-	-	-	-	-
MCDONOUGH COUNTY	COUNTY JAIL. . . . .	-	-	-	-	-	-	-	-	-
MCHENRY COUNTY	COUNTY JAIL. . . . .	33	-	-	-	-	-	-	-	-
MCLEAN COUNTY	COUNTY JAIL. . . . .	44	-	-	-	-	-	-	-	-
MACON COUNTY	COUNTY JAIL. . . . .	70	2	-	-	2	-	-	-	-
MACOUPIN COUNTY	COUNTY JAIL. . . . .	7	-	-	-	1	-	-	-	1
MADISON COUNTY	COUNTY JAIL. . . . .	70	-	-	-	2	-	2	-	-
MARION COUNTY	COUNTY JAIL. . . . .	17	-	-	-	-	-	-	-	-
MARSHALL COUNTY	COUNTY JAIL. . . . .	1	-	-	-	-	-	-	-	-
MASON COUNTY	COUNTY JAIL. . . . .	6	-	-	-	-	-	-	-	-
MASSAC COUNTY	COUNTY JAIL. . . . .	14	-	-	-	5	-	-	-	5
MENARD COUNTY	COUNTY JAIL. . . . .	1	-	-	-	-	-	-	-	-
MERCER COUNTY	COUNTY JAIL. . . . .	4	-	-	-	-	-	-	-	-
MONROE COUNTY	COUNTY JAIL. . . . .	-	-	-	-	-	-	-	-	-
MONTGOMERY COUNTY	COUNTY JAIL. . . . .	11	-	-	-	-	-	-	-	-
MORGAN COUNTY	COUNTY JAIL. . . . .	11	-	-	-	1	-	1	-	-
MOULTRIE COUNTY	COUNTY JAIL. . . . .	4	1	-	-	1	-	-	-	-
OGLE COUNTY	COUNTY JAIL. . . . .	25	-	-	-	-	-	-	-	-
PEORIA COUNTY	COUNTY JAIL. . . . .	136	-	-	-	10	10	-	-	-
PERRY COUNTY	COUNTY JAIL. . . . .	5	-	-	-	-	-	-	-	-
PIATT COUNTY	COUNTY JAIL. . . . .	2	-	-	-	1	-	1	-	-
PIKE COUNTY	COUNTY JAIL. . . . .	5	-	-	-	1	-	1	-	-
PULASKI COUNTY	COUNTY JAIL. . . . .	3	-	-	-	-	-	-	-	-
PUTNAM COUNTY	COUNTY JAIL. . . . .	-	-	-	-	-	-	-	-	-
RANDOLPH COUNTY	COUNTY JAIL. . . . .	3	1	-	-	1	-	-	-	-
RICHLAND COUNTY	COUNTY JAIL. . . . .	7	-	-	-	-	-	-	-	-
ROCK ISLAND COUNTY	COUNTY JAIL. . . . .	53	-	-	-	-	-	-	-	-
ST. CLAIR COUNTY	COUNTY JAIL. . . . .	164	-	-	-	40	39	-	-	1
SALINE COUNTY	COUNTY JAIL. . . . .	5	-	-	-	-	-	-	-	-
SANGAMON COUNTY	COUNTY JAIL. . . . .	75	1	-	-	1	-	2	-	-
	SPRINGFIELD CITY JAIL. . . . .	23	-	-	-	8	8	-	-	-
SCHUYLER COUNTY	COUNTY JAIL. . . . .	2	-	-	-	-	-	-	-	-
SHELBY COUNTY	COUNTY JAIL. . . . .	2	-	-	-	-	-	-	-	-
STARK COUNTY	COUNTY JAIL. . . . .	1	-	-	-	-	-	-	-	-
STEPHENSON COUNTY	COUNTY JAIL. . . . .	20	-	-	-	1	-	1	-	-
TAZEWELL COUNTY	COUNTY JAIL. . . . .	30	-	-	-	-	-	-	-	-
UNION COUNTY	COUNTY JAIL. . . . .	2	-	-	-	-	-	-	-	-
VERMILION COUNTY	COUNTY JAIL. . . . .	42	-	-	-	2	1	-	-	1
WABASH COUNTY	COUNTY JAIL. . . . .	7	-	-	-	-	-	-	-	-
WARREN COUNTY	COUNTY JAIL. . . . .	11	-	-	-	-	-	-	-	-
WASHINGTON COUNTY	COUNTY JAIL. . . . .	3	-	-	-	-	-	-	-	-
WAYNE COUNTY	COUNTY JAIL. . . . .	4	-	-	-	-	-	-	-	-
WHITE COUNTY	CITY/COUNTY JAIL. . . . .	9	-	-	-	1	-	1	-	-
WHITESIDE COUNTY	COUNTY JAIL. . . . .	15	-	-	-	1	-	1	-	-
WILL COUNTY	COUNTY JAIL. . . . .	71	-	-	-	-	-	-	-	-

See footnote at end of table.

Table 6. Inmates held for other authorities on February 15, 1978, by county, by local jail within county—Continued

Name of county	Name of jail	Total number of inmates on February 15, 1978	Number of inmates held as a result of over-crowding				Number of inmates held for other reasons			
			Total	Federal	State	Other local	Total	Federal	State	Other local
ILLINOIS--CONTINUED										
WILLIAMSON COUNTY	COUNTY JAIL. . . . .	16	-	-	-	-	2	2	-	-
WINNEBAGO COUNTY	COUNTY JAIL. . . . .	114	-	-	-	-	3	1	2	-
WOODFORD COUNTY	COUNTY JAIL. . . . .	10	2	-	-	2	-	-	-	-
STATE TOTAL	.....	5 798	15	-	-	15	108	63	29	16

See footnote at end of table.

Table 6. Inmates held for other authorities on February 15, 1978, by county, by local jail within county—Continued

Name of county	Name of jail	Total number of inmates on February 15, 1978	Number of inmates held as a result of over-crowding				Number of inmates held for other reasons			
			Total	Federal	State	Other local	Total	Federal	State	Other local
INDIANA (90 JAILS)										
ADAMS COUNTY	COUNTY JAIL. . . . .	3	-	-	-	-	-	-	-	-
ALLEN COUNTY	COUNTY JAIL. . . . .	94	-	-	-	9	3	5	1	-
	COUNTY LOCK-UP . . . . .	26	-	-	-	-	-	-	-	-
BARTHOLOMEW COUNTY	COUNTY JAIL. . . . .	12	-	-	-	1	-	-	1	-
BENTON COUNTY	COUNTY JAIL. . . . .	-	-	-	-	-	-	-	-	-
BOONE COUNTY	COUNTY JAIL. . . . .	5	-	-	-	-	-	-	-	-
BROWN COUNTY	COUNTY JAIL. . . . .	4	-	-	-	-	-	-	-	-
CARROLL COUNTY	COUNTY JAIL. . . . .	5	-	-	-	-	-	-	-	-
CLARK COUNTY	COUNTY JAIL. . . . .	46	-	-	-	-	-	-	-	-
CLAY COUNTY	COUNTY JAIL. . . . .	10	-	-	-	10	9	-	1	-
CLINTON COUNTY	COUNTY JAIL. . . . .	11	-	-	-	-	-	-	-	-
CRAWFORD COUNTY	COUNTY JAIL. . . . .	2	-	-	-	-	-	-	-	-
DAVISS COUNTY	COUNTY JAIL. . . . .	6	-	-	-	-	-	-	-	-
DEARBORN COUNTY	COUNTY JAIL. . . . .	4	-	-	-	-	-	-	-	-
DECATUR COUNTY	COUNTY JAIL. . . . .	14	-	-	-	-	-	-	-	-
DE KALB COUNTY	COUNTY JAIL. . . . .	1	-	-	-	-	-	-	-	-
DELAWARE COUNTY	COUNTY JAIL. . . . .	45	-	-	-	5	1	-	4	-
DUBOIS COUNTY	COUNTY JAIL. . . . .	6	-	-	-	-	-	-	-	-
ELKHART COUNTY	COUNTY JAIL. . . . .	109	1	1	-	4	-	1	3	-
	ELKHART CITY JAIL. . . . .	5	-	-	-	1	-	-	1	-
FAYETTE COUNTY	COUNTY JAIL. . . . .	13	-	-	-	3	-	2	1	-
FLOYD COUNTY	COUNTY JAIL. . . . .	23	1	1	-	1	1	-	-	-
FRANKLIN COUNTY	COUNTY JAIL. . . . .	5	-	-	-	-	-	-	-	-
FULTON COUNTY	COUNTY JAIL. . . . .	17	-	-	-	12	-	-	12	-
GIBSON COUNTY	COUNTY JAIL. . . . .	6	-	-	-	1	-	1	-	-
GRANT COUNTY	COUNTY JAIL. . . . .	29	-	-	-	4	1	1	2	-
GREENE COUNTY	COUNTY JAIL. . . . .	6	-	-	-	-	-	-	-	-
HAMILTON COUNTY	COUNTY JAIL. . . . .	20	-	-	-	-	-	-	-	-
HANCOCK COUNTY	COUNTY JAIL. . . . .	9	-	-	-	-	-	-	-	-
HARRISON COUNTY	COUNTY JAIL. . . . .	10	2	-	-	2	-	-	1	-
HENDRICKS COUNTY	COUNTY JAIL. . . . .	19	-	-	-	5	-	-	5	-
HENRY COUNTY	COUNTY JAIL. . . . .	18	-	-	-	-	-	-	-	-
HOWARD COUNTY	COUNTY JAIL. . . . .	29	-	-	-	3	1	-	2	-
HUNTINGTON COUNTY	COUNTY JAIL. . . . .	9	-	-	-	-	-	-	-	-
JACKSON COUNTY	COUNTY JAIL. . . . .	11	-	-	-	-	-	-	-	-
JASPER COUNTY	COUNTY JAIL. . . . .	14	-	-	-	-	-	-	-	-
JAY COUNTY	COUNTY JAIL. . . . .	13	-	-	-	2	1	-	1	-
JEFFERSON COUNTY	COUNTY JAIL. . . . .	13	-	-	-	-	-	-	-	-
JENNINGS COUNTY	COUNTY JAIL. . . . .	5	-	-	-	-	-	-	-	-
JOHNSON COUNTY	COUNTY JAIL. . . . .	12	-	-	-	12	-	-	12	-
KNOX COUNTY	COUNTY JAIL. . . . .	15	-	-	-	1	1	-	-	-
KOSCIUSKO COUNTY	COUNTY JAIL. . . . .	16	-	-	-	1	-	1	-	-
LAGRANGE COUNTY	COUNTY JAIL. . . . .	5	-	-	-	-	-	-	-	-
LAKE COUNTY	COUNTY JAIL. . . . .	217	-	-	-	-	-	-	-	-
	HOBART CITY JAIL. . . . .	2	-	-	-	-	-	-	-	-
	WHITING CITY JAIL. . . . .	2	-	-	-	-	-	-	-	-
LA PORTE COUNTY	COUNTY JAIL. . . . .	38	-	-	-	-	-	-	-	-
LAWRENCE COUNTY	COUNTY JAIL. . . . .	9	-	-	-	-	-	-	-	-
MADISON COUNTY	COUNTY JAIL. . . . .	72	-	-	-	5	-	5	-	-
MARION CO.—INDIANAPOLIS CITY	COUNTY JAIL. . . . .	605	-	-	-	49	36	10	3	-

See footnote at end of table.

Table 6. Inmates held for other authorities on February 15, 1978, by county, by local jail within county—Continued

Name of county	Name of jail	Total number of inmates on February 15, 1978	Number of inmates held as a result of over-crowding				Number of inmates held for other reasons			
			Total	Federal	State	Other local	Total	Federal	State	Other local
INDIANA—CONTINUED										
MARSHALL COUNTY	COUNTY JAIL. . . . .	24	-	-	-	-	-	-	-	-
MARTIN COUNTY	COUNTY JAIL. . . . .	7	-	-	-	1	-	-	1	-
MIAMI COUNTY	COUNTY JAIL. . . . .	11	-	-	-	-	-	-	-	-
MONROE COUNTY	COUNTY JAIL. . . . .	28	-	-	-	1	1	-	-	-
MONTGOMERY COUNTY	COUNTY JAIL. . . . .	16	-	-	-	13	-	-	13	-
MORGAN COUNTY	COUNTY JAIL. . . . .	15	-	-	-	2	1	-	1	-
NEWTON COUNTY	COUNTY JAIL. . . . .	3	-	-	-	-	-	-	-	-
NOBLE COUNTY	COUNTY JAIL. . . . .	10	-	-	-	-	-	-	-	-
OHIO COUNTY	COUNTY JAIL. . . . .	2	-	-	-	1	-	1	-	-
ORANGE COUNTY	COUNTY JAIL. . . . .	11	-	-	-	-	-	-	-	-
OWEN COUNTY	COUNTY JAIL. . . . .	4	2	2	-	-	-	-	-	-
PERRY COUNTY	COUNTY JAIL. . . . .	6	-	-	-	-	-	-	-	-
PIKE COUNTY	COUNTY JAIL. . . . .	-	-	-	-	-	-	-	-	-
PORTER COUNTY	COUNTY JAIL. . . . .	67	-	-	-	-	-	-	-	-
POSEY COUNTY	COUNTY JAIL. . . . .	7	-	-	-	3	-	-	3	-
PULASKI COUNTY	COUNTY JAIL. . . . .	6	-	-	-	1	-	-	-	-
PUTNAM COUNTY	COUNTY JAIL. . . . .	10	-	-	-	-	-	-	-	1
RANDOLPH COUNTY	COUNTY JAIL. . . . .	12	-	-	-	3	-	2	1	-
RIPLEY COUNTY	COUNTY JAIL. . . . .	4	-	-	-	-	-	-	-	-
RUSH COUNTY	COUNTY JAIL. . . . .	20	-	-	-	1	-	1	-	-
ST. JOSEPH COUNTY	COUNTY JAIL. . . . .	54	-	-	-	-	-	-	-	-
SCOTT COUNTY	COUNTY JAIL. . . . .	15	-	-	-	-	-	-	-	-
SHELBY COUNTY	COUNTY JAIL. . . . .	26	-	-	-	-	-	-	-	-
SPENCER COUNTY	COUNTY JAIL. . . . .	3	-	-	-	-	-	-	-	-
STARKE COUNTY	COUNTY JAIL. . . . .	9	-	-	-	2	-	-	2	-
STUBEN COUNTY	COUNTY JAIL. . . . .	5	-	-	-	-	-	-	-	-
SULLIVAN COUNTY	COUNTY JAIL. . . . .	1	-	-	-	-	-	-	-	-
SWITZERLAND COUNTY	COUNTY JAIL. . . . .	-	-	-	-	-	-	-	-	-
TIPPECANOE COUNTY	COUNTY JAIL. . . . .	11	-	-	-	-	-	-	-	-
TIPTON COUNTY	COUNTY JAIL. . . . .	4	-	-	-	-	-	-	-	-
VANDERBURGH COUNTY	COUNTY JAIL. . . . .	119	-	-	-	2	2	-	-	-
VERMILLION COUNTY	COUNTY JAIL. . . . .	1	-	-	-	-	-	-	-	-
VIGO COUNTY	COUNTY JAIL. . . . .	32	-	-	-	-	-	-	-	-
WABASH COUNTY	COUNTY JAIL. . . . .	13	-	-	-	-	-	-	-	-
WARREN COUNTY	COUNTY JAIL. . . . .	1	-	-	-	-	-	-	-	-
WARRICK COUNTY	COUNTY JAIL. . . . .	8	-	-	-	-	-	-	-	-
WASHINGTON COUNTY	COUNTY JAIL. . . . .	9	-	-	-	-	-	-	-	-
WAYNE COUNTY	COUNTY JAIL. . . . .	44	-	-	-	5	5	-	-	-
WELLS COUNTY	COUNTY JAIL. . . . .	14	-	-	-	-	-	-	-	-
WHITLEY COUNTY	COUNTY JAIL. . . . .	1	-	-	-	-	-	-	-	-
STATE TOTAL	. . . . .	2 301	6	4	-	2	165	63	30	72

See footnote at end of table.



Table 6. Inmates held for other authorities on February 15, 1978, by county, by local jail within county—Continued

Name of county	Name of jail	Total number of inmates on February 15, 1978	Number of inmates held as a result of over-crowding				Number of inmates held for other reasons			
			Total	Federal	State	Other local	Total	Federal	State	Other local
IOWA (91 JAILS)										
ADAIR COUNTY	COUNTY JAIL. . . . .	2	-	-	-	-	-	-	-	-
ADAMS COUNTY	COUNTY JAIL. . . . .	1	-	-	-	-	-	-	-	-
ALLAMAKEE COUNTY	COUNTY JAIL. . . . .	2	-	-	-	1	1	-	-	-
APPANOOSE COUNTY	COUNTY JAIL. . . . .	6	-	-	-	-	-	-	-	-
AUDUBON COUNTY	COUNTY JAIL. . . . .	2	-	-	-	-	-	-	-	-
BENTON COUNTY	COUNTY JAIL. . . . .	3	-	-	-	-	-	-	-	-
BLACK HAWK COUNTY	COUNTY JAIL. . . . .	49	8	-	-	8	4	2	2	-
BREMER COUNTY	COUNTY JAIL. . . . .	2	-	-	-	-	-	-	-	-
BUCHANAN COUNTY	COUNTY JAIL. . . . .	8	-	-	-	-	1	-	-	1
BUENA VISTA COUNTY	COUNTY JAIL. . . . .	11	5	-	-	5	-	-	-	-
BUTLER COUNTY	COUNTY JAIL. . . . .	-	-	-	-	-	-	-	-	-
CALHOUN COUNTY	COUNTY JAIL. . . . .	-	-	-	-	-	-	-	-	-
CARROLL COUNTY	COUNTY JAIL. . . . .	1	-	-	-	-	-	-	-	-
CEDAR COUNTY	COUNTY JAIL. . . . .	2	-	-	-	-	-	-	-	-
CERRO GORCO COUNTY	COUNTY JAIL. . . . .	11	2	-	-	2	-	-	-	-
CHICKASAW COUNTY	COUNTY JAIL. . . . .	2	-	-	-	-	-	-	-	-
CLARKE COUNTY	COUNTY JAIL. . . . .	-	-	-	-	-	-	-	-	-
CLAY COUNTY	COUNTY JAIL. . . . .	3	-	-	-	-	-	-	-	-
CLAYTON COUNTY	COUNTY JAIL. . . . .	5	-	-	-	-	1	-	-	1
CLINTON COUNTY	COUNTY JAIL. . . . .	21	-	-	-	-	1	-	1	-
CRAWFORD COUNTY	COUNTY JAIL. . . . .	3	-	-	-	-	-	-	-	-
DALLAS COUNTY	COUNTY JAIL. . . . .	2	-	-	-	1	-	1	-	-
DAVIS COUNTY	COUNTY JAIL. . . . .	2	-	-	-	-	-	-	-	-
DELAWARE COUNTY	COUNTY JAIL. . . . .	-	-	-	-	-	-	-	-	-
DES MOINES COUNTY	COUNTY JAIL. . . . .	12	-	-	-	2	1	1	-	-
DICKINSON COUNTY	COUNTY JAIL. . . . .	2	-	-	-	-	-	-	-	-
DUBUQUE COUNTY	COUNTY JAIL. . . . .	10	-	-	-	1	-	1	-	-
EMMET COUNTY	COUNTY JAIL. . . . .	3	-	-	-	-	-	-	-	-
FAYETTE COUNTY	COUNTY JAIL. . . . .	-	-	-	-	-	-	-	-	-
FLOYD COUNTY	COUNTY JAIL. . . . .	2	-	-	-	-	-	-	-	-
FRANKLIN COUNTY	COUNTY JAIL. . . . .	3	-	-	-	-	-	-	-	-
FREMONT COUNTY	COUNTY JAIL. . . . .	2	-	-	-	-	-	-	-	-
GREENE COUNTY	COUNTY JAIL. . . . .	2	-	-	-	-	-	-	-	-
GRUNDY COUNTY	COUNTY JAIL. . . . .	2	-	-	-	-	-	-	-	-
GUTHRIE COUNTY	COUNTY JAIL. . . . .	2	-	-	-	-	-	-	-	-
HAMILTON COUNTY	WEBSTER CITY JAIL. . . . .	-	-	-	-	-	-	-	-	-
HARDIN COUNTY	COUNTY JAIL. . . . .	6	-	-	-	-	-	-	-	-
HARRISON COUNTY	COUNTY JAIL. . . . .	3	1	-	-	1	-	-	-	-
HENRY COUNTY	COUNTY JAIL. . . . .	5	-	-	-	-	-	-	-	-
HOWARD COUNTY	COUNTY JAIL. . . . .	1	-	-	-	-	-	-	-	-
HUMBOLDT COUNTY	COUNTY JAIL. . . . .	-	-	-	-	-	-	-	-	-
IOWA COUNTY	COUNTY JAIL. . . . .	1	-	-	-	-	-	-	-	-
JACKSON COUNTY	COUNTY JAIL. . . . .	3	-	-	-	-	-	-	-	-
JASPER COUNTY	COUNTY JAIL. . . . .	5	-	-	-	3	-	3	-	-
JEFFERSON COUNTY	COUNTY JAIL. . . . .	-	-	-	-	-	-	-	-	-
JOHNSON COUNTY	COUNTY JAIL. . . . .	17	-	-	-	1	-	-	-	1
JONES COUNTY	COUNTY JAIL. . . . .	4	-	-	-	1	-	-	-	1
KEOKUK COUNTY	COUNTY JAIL. . . . .	3	-	-	-	-	-	-	-	-

See footnote at end of table.

Table 6. Inmates held for other authorities on February 15, 1978, by county, by local jail within county—Continued

Name of county	Name of jail	Total number of inmates on February 15, 1978	Number of inmates held as a result of over-crowding				Number of inmates held for other reasons			
			Total	Federal	State	Other local	Total	Federal	State	Other local
IOWA--CONTINUED										
KOSSUTH COUNTY	COUNTY JAIL. . . . .	-	-	-	-	-	-	-	-	-
LINN COUNTY	COUNTY JAIL. . . . .	43	1	1	-	-	2	2	-	-
LOUISA COUNTY	COUNTY JAIL. . . . .	2	-	-	-	-	-	-	-	-
LUCAS COUNTY	COUNTY JAIL. . . . .	-	-	-	-	-	-	-	-	-
LYON COUNTY	COUNTY JAIL. . . . .	2	-	-	-	-	-	-	-	-
MADISON COUNTY	COUNTY JAIL. . . . .	2	-	-	-	-	2	-	-	2
MAHASKA COUNTY	COUNTY JAIL. . . . .	9	-	-	-	-	-	-	-	-
MARION COUNTY	COUNTY JAIL. . . . .	4	-	-	-	-	-	-	-	-
MARSHALL COUNTY	COUNTY JAIL. . . . .	14	-	-	-	-	1	1	-	-
MILLS COUNTY	COUNTY JAIL. . . . .	4	-	-	-	-	-	-	-	-
MITCHELL COUNTY	COUNTY JAIL. . . . .	-	-	-	-	-	-	-	-	-
MONONA COUNTY	COUNTY JAIL. . . . .	4	-	-	-	-	-	-	-	-
MONROE COUNTY	COUNTY JAIL. . . . .	-	-	-	-	-	-	-	-	-
MONTGOMERY COUNTY	COUNTY JAIL. . . . .	6	-	-	-	-	-	-	-	-
MISCATINE COUNTY	COUNTY JAIL. . . . .	8	-	-	-	-	-	-	-	-
OSCEOLA COUNTY	COUNTY JAIL. . . . .	5	-	-	-	-	-	-	-	-
PAGE COUNTY	COUNTY JAIL. . . . .	6	-	-	-	-	-	-	-	-
PALO ALTO COUNTY	COUNTY JAIL. . . . .	-	-	-	-	-	-	-	-	-
POCAHONTAS COUNTY	COUNTY JAIL. . . . .	2	-	-	-	-	-	-	-	-
POLK COUNTY	COUNTY JAIL. . . . . DES MOINES CITY JAIL. . . . .	101 23	-	-	-	-	18	13	5	-
POTTAWATTAMIE COUNTY	COUNTY JAIL. . . . .	24	-	-	-	-	-	-	-	-
POWESHIEK COUNTY	COUNTY JAIL. . . . .	2	-	-	-	-	-	-	-	-
RINGGOLD COUNTY	COUNTY JAIL. . . . .	2	-	-	-	-	-	-	-	-
SAC COUNTY	COUNTY JAIL. . . . .	2	-	-	-	-	-	-	-	-
SCOTT COUNTY	COUNTY JAIL. . . . .	43	-	-	-	-	-	-	-	-
SHELBY COUNTY	COUNTY JAIL. . . . .	-	-	-	-	-	-	-	-	-
SIOUX COUNTY	COUNTY JAIL. . . . .	5	1	-	-	1	-	-	-	-
STORY COUNTY	COUNTY JAIL. . . . .	13	3	-	-	3	2	2	-	-
TAYLOR COUNTY	COUNTY JAIL. . . . .	-	-	-	-	-	-	-	-	-
UNION COUNTY	COUNTY JAIL. . . . .	6	-	-	-	-	1	-	-	1
VAN BUREN COUNTY	COUNTY JAIL. . . . .	8	-	-	-	-	1	-	1	-
WAPELLO COUNTY	COUNTY JAIL. . . . .	19	-	-	-	-	1	-	1	-
WARREN COUNTY	COUNTY JAIL. . . . .	9	-	-	-	-	1	-	1	-
WASHINGTON COUNTY	COUNTY JAIL. . . . .	2	-	-	-	-	-	-	-	-
WAYNE COUNTY	COUNTY JAIL. . . . .	5	-	-	-	-	-	-	-	-
WEBSTER COUNTY	COUNTY JAIL. . . . .	16	2	-	-	2	2	-	-	2
WINNEBAGO COUNTY	COUNTY LAW ENFORCEMENT CENTER	2	-	-	-	-	-	-	-	-
WINNESHIEK COUNTY	COUNTY JAIL. . . . .	1	-	-	-	-	-	-	-	-
WOODBURY COUNTY	COUNTY JAIL. . . . . SIOUX CITY JAIL. . . . .	24 6	-	-	-	-	1 1	1	-	1
WORTH COUNTY	COUNTY JAIL. . . . .	-	-	-	-	-	-	-	-	-
WRIGHT COUNTY	COUNTY JAIL. . . . .	4	-	-	-	-	-	-	-	-
STATE TOTAL		654	23	1	-	22	50	23	18	9

See footnote at end of table.

Table 6. Inmates held for other authorities on February 15, 1978, by county, by local jail within county—Continued

Name of county	Name of jail	Total number of inmates on February 15, 1978	Number of inmates held as a result of over-crowding				Number of inmates held for other reasons			
			Total	Federal	State	Other local	Total	Federal	State	Other local
KANSAS (86 JAILS)										
ALLEN COUNTY	COUNTY JAIL. . . . .	1	-	-	-	-	-	-	-	-
ATCHISON COUNTY	COUNTY JAIL. . . . .	3	-	-	-	-	-	-	-	-
BARBER COUNTY	COUNTY JAIL. . . . .	-	-	-	-	-	-	-	-	-
BARTON COUNTY	COUNTY JAIL. . . . .	22	-	-	-	-	-	-	-	-
BOURBON COUNTY	COUNTY JAIL. . . . .	10	-	-	-	-	-	-	-	-
BROWN COUNTY	COUNTY JAIL. . . . .	9	-	-	-	3	-	-	3	-
BUTLER COUNTY	COUNTY JAIL. . . . .	16	3	3	-	-	-	-	-	-
CHAUTAQUA COUNTY	COUNTY JAIL. . . . .	2	-	-	-	2	-	-	2	-
CHEROKEE COUNTY	COUNTY JAIL. . . . .	8	1	-	-	1	-	-	-	-
CHEYENNE COUNTY	COUNTY JAIL. . . . .	-	-	-	-	-	-	-	-	-
CLARK COUNTY	COUNTY JAIL. . . . .	1	-	-	-	-	-	-	-	-
CLOUD COUNTY	COUNTY JAIL. . . . .	5	-	-	-	-	-	-	-	-
COWLEY COUNTY	COUNTY JAIL. . . . .	36	-	-	-	-	-	-	-	-
CRAWFORD COUNTY	COUNTY JAIL. . . . .	2	-	-	-	1	-	-	1	-
DECATUR COUNTY	COUNTY JAIL. . . . .	1	-	-	-	-	-	-	-	-
DICKINSON COUNTY	COUNTY JAIL. . . . .	7	-	-	-	1	-	-	1	-
DONIPHAN COUNTY	COUNTY JAIL. . . . .	1	-	-	-	-	-	-	-	-
DOUGLAS COUNTY	COUNTY JAIL. . . . .	39	-	-	-	3	-	3	-	-
EDWARDS COUNTY	COUNTY JAIL. . . . .	-	-	-	-	-	-	-	-	-
ELK COUNTY	COUNTY JAIL. . . . .	-	-	-	-	-	-	-	-	-
ELLIS COUNTY	COUNTY JAIL. . . . .	5	-	-	-	3	-	-	3	-
ELLSWORTH COUNTY	COUNTY JAIL. . . . .	2	-	-	-	-	-	-	-	-
FINNEY COUNTY	COUNTY JAIL. . . . .	14	-	-	-	-	-	-	-	-
FORD COUNTY	COUNTY JAIL. . . . .	5	-	-	-	-	-	-	-	-
FRANKLIN COUNTY	COUNTY JAIL. . . . .	1	1	-	-	1	-	-	-	-
GEARY COUNTY	COUNTY JAIL. . . . .	18	-	-	-	-	-	-	-	-
GRAHAM COUNTY	COUNTY JAIL. . . . .	-	-	-	-	-	-	-	-	-
GRANT COUNTY	COUNTY JAIL. . . . .	1	-	-	-	1	-	-	1	-
GREENWOOD COUNTY	COUNTY JAIL. . . . .	7	-	-	-	1	-	1	-	-
	EUREKA CITY JAIL . . . . .	1	-	-	-	-	-	1	-	-
HARPER COUNTY	COUNTY JAIL. . . . .	2	-	-	-	-	-	-	-	-
HARVEY COUNTY	COUNTY JAIL. . . . .	15	-	-	-	-	-	-	-	-
HODGEMAN COUNTY	COUNTY JAIL. . . . .	-	-	-	-	-	-	-	-	-
JEFFERSON COUNTY	COUNTY JAIL. . . . .	3	-	-	-	-	-	-	-	-
JEWELL COUNTY	COUNTY JAIL. . . . .	-	-	-	-	-	-	-	-	-
JOHNSON COUNTY	COUNTY JAIL. . . . .	50	-	-	-	16	16	-	-	-
KEARNY COUNTY	COUNTY JAIL. . . . .	2	1	-	-	3	-	1	2	-
KINGMAN COUNTY	COUNTY JAIL. . . . .	1	-	-	-	-	-	-	-	-
KIOWA COUNTY	COUNTY JAIL. . . . .	2	-	-	-	1	-	-	1	-
LABETTE COUNTY	COUNTY JAIL. . . . .	7	-	-	-	-	-	-	-	-
LANE COUNTY	COUNTY JAIL. . . . .	2	-	-	-	2	-	2	-	-
LEAVENWORTH COUNTY	COUNTY JAIL. . . . .	35	-	-	-	18	13	5	-	-
LINCOLN COUNTY	COUNTY JAIL. . . . .	-	-	-	-	-	-	-	-	-
LYON COUNTY	COUNTY JAIL. . . . .	15	-	-	-	4	-	-	4	-
MCPHERSON COUNTY	COUNTY JAIL. . . . .	6	-	-	-	2	-	-	2	-
MARION COUNTY	COUNTY JAIL. . . . .	-	-	-	-	-	-	-	-	-
MEADE COUNTY	COUNTY JAIL. . . . .	2	-	-	-	-	-	-	-	-
MIAMI COUNTY	COUNTY JAIL. . . . .	5	-	-	-	1	-	1	-	-

See footnote at end of table.

Table 6. Inmates held for other authorities on February 15, 1978, by county, by local jail within county—Continued

Name of county	Name of jail	Total number of inmates on February 15, 1978	Number of inmates held as a result of over-crowding				Number of inmates held for other reasons			
			Total	Federal	State	Other local	Total	Federal	State	Other local
KANSAS--CONTINUED										
HITCHELL COUNTY	COUNTY JAIL. . . . .	5	-	-	-	-	-	-	-	-
MONTGOMERY COUNTY	COUNTY JAIL. . . . .	18	-	-	-	-	-	-	-	-
MORRIS COUNTY	COUNTY JAIL. . . . .	1	-	-	-	-	-	-	-	-
MORTON COUNTY	COUNTY JAIL. . . . .	2	-	-	-	-	-	-	-	-
NEOSHO COUNTY	COUNTY JAIL. . . . .	6	-	-	-	-	-	-	-	-
NESS COUNTY	COUNTY JAIL. . . . .	-	-	-	-	-	-	-	-	-
NORTON COUNTY	COUNTY JAIL. . . . .	2	-	-	-	1	-	-	1	-
OSBORNE COUNTY	COUNTY JAIL. . . . .	-	-	-	-	-	-	-	-	-
OTTAWA COUNTY	COUNTY JAIL. . . . .	5	-	-	-	-	-	-	-	-
PAWNEE COUNTY	COUNTY JAIL. . . . .	8	-	-	-	-	-	-	-	-
POTTAWATOMIE COUNTY	COUNTY JAIL. . . . .	6	-	-	-	-	-	-	-	-
PRATT COUNTY	COUNTY JAIL. . . . .	-	-	-	-	-	-	-	-	-
RAWLINS COUNTY	COUNTY JAIL. . . . .	6	-	-	-	-	-	-	-	-
RENO COUNTY	COUNTY JAIL. . . . .	55	-	-	-	17	-	4	13	-
REPUBLIC COUNTY	COUNTY JAIL. . . . .	-	-	-	-	-	-	-	-	-
RICE COUNTY	COUNTY JAIL. . . . .	3	-	-	-	-	-	-	-	-
RILEY COUNTY	COUNTY JAIL. . . . .	16	-	-	-	-	-	-	3	-
ROOKS COUNTY	COUNTY JAIL. . . . .	2	-	-	-	-	-	-	-	-
RUSSELL COUNTY	COUNTY JAIL. . . . .	2	-	-	-	-	-	-	-	-
SALINE COUNTY	COUNTY JAIL. . . . .	34	-	-	-	3	-	1	2	-
SCOTT COUNTY	COUNTY JAIL. . . . .	-	-	-	-	-	-	-	-	-
SEDGWICK COUNTY	COUNTY JAIL. . . . .	165	2	2	-	5	-	1	4	-
SEWARD COUNTY	COUNTY JAIL. . . . .	17	-	-	-	1	-	1	-	-
SHAWNEE COUNTY	COUNTY JAIL. . . . .	92	-	-	-	12	2	9	1	-
SHERIDAN COUNTY	COUNTY JAIL. . . . .	-	-	-	-	-	-	-	-	-
SHERMAN COUNTY	COUNTY JAIL. . . . .	6	1	-	-	1	-	-	-	-
SMITH COUNTY	COUNTY JAIL. . . . .	3	-	-	-	2	-	-	2	-
STANTON COUNTY	COUNTY JAIL. . . . .	4	-	-	-	-	-	-	-	-
STEVENS COUNTY	COUNTY JAIL. . . . .	1	-	-	-	-	-	-	-	-
SUNNER COUNTY	COUNTY JAIL. . . . .	9	-	-	-	-	-	-	-	-
THOMAS COUNTY	COUNTY JAIL. . . . .	2	-	-	-	2	-	2	-	-
WABAUNSEE COUNTY	COUNTY JAIL. . . . .	2	-	-	-	-	-	-	-	-
WALLACE COUNTY	COUNTY JAIL. . . . .	-	-	-	-	-	-	-	-	-
WASHINGTON COUNTY	COUNTY JAIL. . . . .	1	-	-	-	-	-	-	-	-
WILSON COUNTY	COUNTY JAIL. . . . .	-	-	-	-	-	-	-	-	-
WOODSON COUNTY	COUNTY JAIL. . . . .	-	-	-	-	-	-	-	-	-
WYANDOTTE COUNTY	COUNTY JAIL. . . . .	87	-	-	-	22	13	9	-	-
	KANSAS CITY JAIL . . . . .	10	-	-	-	-	-	-	-	-
STATE TOTAL		934	9	5	-	4	130	44	40	46

See footnote at end of table.

Table 6. Inmates held for other authorities on February 15, 1978, by county, by local jail within county—Continued

Name of county	Name of jail	Total number of inmates on February 15, 1978	Number of inmates held as a result of over-crowding				Number of inmates held for other reasons			
			Total	Federal	State	Other local	Total	Federal	State	Other local
MICHIGAN (93 JAILS)										
ALCONA COUNTY	COUNTY JAIL. . . . .	3	-	-	-	-	-	-	-	-
ALGER COUNTY	COUNTY JAIL. . . . .	4	-	-	-	1	-	-	-	1
ALLEGAN COUNTY	COUNTY JAIL. . . . .	47	-	-	-	-	-	-	-	-
ALPENA COUNTY	COUNTY JAIL. . . . .	9	-	-	-	-	-	-	-	-
ANTRIM COUNTY	COUNTY JAIL. . . . .	8	-	-	-	-	-	-	-	-
ARENAC COUNTY	COUNTY JAIL. . . . .	13	-	-	-	-	-	-	-	-
BARRY COUNTY	COUNTY JAIL. . . . .	27	7	-	-	7	3	1	2	-
BAY COUNTY	COUNTY JAIL. . . . .	83	-	-	-	-	-	-	-	-
BENZIE COUNTY	COUNTY JAIL. . . . .	7	-	-	-	-	-	-	-	-
BERRIEN COUNTY	COUNTY JAIL. . . . .	167	-	-	-	-	-	-	-	-
BRANCH COUNTY	COUNTY JAIL. . . . .	39	-	-	-	2	-	-	-	2
CALHOUN COUNTY	COUNTY JAIL. . . . .	91	-	-	-	2	-	2	-	-
CASS COUNTY	COUNTY JAIL. . . . .	23	-	-	-	-	-	-	-	-
CHARLEVOIX COUNTY	COUNTY JAIL. . . . .	19	-	-	-	2	-	-	-	2
CHEBOYGAN COUNTY	COUNTY JAIL. . . . .	18	-	-	-	-	-	-	-	-
CHIPPEWA COUNTY	COUNTY JAIL. . . . .	16	-	-	-	2	-	-	-	2
CLARE COUNTY	COUNTY JAIL. . . . .	15	-	-	-	1	-	-	-	1
CLINTON COUNTY	COUNTY JAIL. . . . .	15	5	-	-	5	-	-	-	-
CRAWFORD COUNTY	COUNTY JAIL. . . . .	11	-	-	-	1	-	1	-	-
DELTA COUNTY	COUNTY JAIL. . . . .	21	-	-	-	-	-	-	-	-
DICKINSON COUNTY	COUNTY JAIL. . . . .	8	-	-	-	-	-	-	-	-
EATON COUNTY	COUNTY JAIL. . . . .	49	14	-	7	7	-	-	-	-
EMMET COUNTY	COUNTY JAIL. . . . .	9	-	-	-	1	-	1	-	-
GENESEE COUNTY	COUNTY JAIL. . . . .	312	-	-	-	8	4	4	-	-
	FLINT CITY JAIL. . . . .	11	-	-	-	1	-	-	-	1
GLADWIN COUNTY	COUNTY JAIL. . . . .	6	-	-	-	1	-	-	-	1
GOGEBIC COUNTY	COUNTY JAIL. . . . .	11	-	-	-	1	-	1	-	-
GRAND TRAVERSE COUNTY	COUNTY JAIL. . . . .	39	-	-	-	7	-	-	-	7
GRATIOT COUNTY	COUNTY JAIL. . . . .	16	-	-	-	-	-	-	-	-
HILLSDALE COUNTY	COUNTY JAIL. . . . .	11	-	-	-	7	-	3	4	-
HOUGHTON COUNTY	COUNTY JAIL. . . . .	12	-	-	-	-	-	-	-	-
HURON COUNTY	COUNTY JAIL. . . . .	28	-	-	-	-	-	-	-	-
INGHAM COUNTY	COUNTY JAIL. . . . .	212	-	-	-	-	-	-	-	-
IONIA COUNTY	COUNTY JAIL. . . . .	12	-	-	-	-	-	-	-	-
IOSCO COUNTY	COUNTY JAIL. . . . .	23	-	-	-	-	-	-	-	-
IRON COUNTY	COUNTY JAIL. . . . .	5	-	-	-	-	-	-	-	-
ISABELLA COUNTY	COUNTY JAIL. . . . .	18	-	-	-	-	-	-	-	-
JACKSON COUNTY	COUNTY JAIL. . . . .	65	1	-	-	1	20	1	-	19
KALAMAZOO COUNTY	COUNTY JAIL. . . . .	187	56	-	44	12	-	-	-	-
	KALAMAZOO CITY JAIL. . . . .	14	-	-	-	2	-	-	-	2
KENT COUNTY	COUNTY CORRECTIONAL FACILITY	432	-	-	-	32	20	12	-	-
	COUNTY SHERIFFS HONOR CAMP	44	-	-	-	-	-	-	-	-
KEWEENAW COUNTY	COUNTY JAIL. . . . .	-	-	-	-	-	-	-	-	-
LAKE COUNTY	COUNTY JAIL. . . . .	8	7	-	7	-	-	-	-	-
LAPEER COUNTY	COUNTY JAIL. . . . .	31	-	-	-	7	-	3	4	-
LEELANAU COUNTY	COUNTY JAIL. . . . .	6	-	-	-	-	-	-	-	-
LENAWEE COUNTY	COUNTY JAIL. . . . .	69	11	-	-	11	7	2	3	-
LIVINGSTON COUNTY	COUNTY JAIL. . . . .	36	-	-	-	-	-	-	-	-
MACKINAC COUNTY	COUNTY JAIL. . . . .	5	-	-	-	-	-	-	-	-

See footnote at end of table.

Table 6. Inmates held for other authorities on February 15, 1978, by county, by local jail within county—Continued

Name of county	Name of jail	Total number of inmates on February 15, 1978	Number of inmates held as a result of over-crowding				Number of inmates held for other reasons			
			Total	Federal	State	Other local	Total	Federal	State	Other local
MICHIGAN—CONTINUED										
MACOMB COUNTY	COUNTY JAIL. . . . .	277	-	-	-	-	26	15	-	11
MANISTEE COUNTY	COUNTY JAIL. . . . .	2	-	-	-	-	-	-	-	-
MARQUETTE COUNTY	COUNTY JAIL. . . . .	36	-	-	-	2	-	1	1	-
MASON COUNTY	COUNTY JAIL. . . . .	14	-	-	-	-	-	-	-	-
MECOSTA COUNTY	COUNTY JAIL. . . . .	14	-	-	-	-	-	-	1	-
MENOMINEE COUNTY	COUNTY JAIL. . . . .	12	-	-	-	-	-	-	-	-
MIDLAND COUNTY	COUNTY JAIL. . . . .	25	2	-	-	2	-	-	-	-
MISSAUKEE COUNTY	COUNTY JAIL. . . . .	6	-	-	-	-	-	-	-	-
MONROE COUNTY	COUNTY JAIL. . . . .	63	-	-	-	-	-	-	2	-
MONTCALM COUNTY	COUNTY JAIL. . . . .	35	7	-	-	7	-	-	-	-
MUSKEGON COUNTY	COUNTY JAIL. . . . .	134	-	-	-	-	-	-	-	-
NEWAYGO COUNTY	COUNTY JAIL. . . . .	24	11	-	-	-	-	-	-	-
OAKLAND COUNTY	COUNTY TRUSTY CAMP	33	-	-	10	1	-	-	-	-
	CO. LAW ENFORCEMENT COMPLEX.	548	-	-	-	-	-	-	-	-
	MADISON HEIGHTS CITY JAIL.	1	-	-	-	-	-	-	-	3
	ROYAL OAK CITY JAIL. . . . .	4	-	-	-	-	-	-	-	-
OCEANA COUNTY	COUNTY JAIL. . . . .	6	-	-	-	-	-	-	-	-
OGEMAW COUNTY	COUNTY JAIL. . . . .	7	4	-	-	4	-	-	-	-
ONTONAGON COUNTY	COUNTY JAIL. . . . .	11	-	-	-	6	-	-	-	6
OSCEOLA COUNTY	COUNTY JAIL. . . . .	6	-	-	-	1	-	1	-	-
OTSEGO COUNTY	COUNTY JAIL. . . . .	20	-	-	-	-	-	-	-	-
OTTAWA COUNTY	COUNTY JAIL. . . . .	44	-	-	-	4	2	-	-	2
PRESQUE ISLE COUNTY	COUNTY JAIL. . . . .	7	-	-	-	2	-	-	-	2
ROSCOMMON COUNTY	COUNTY JAIL. . . . .	6	-	-	-	1	-	-	-	1
SAGINAW COUNTY	COUNTY JAIL. . . . .	148	-	-	-	-	-	-	-	-
ST. CLAIR COUNTY	COUNTY JAIL. . . . .	85	-	-	-	-	-	-	-	-
ST. JOSEPH COUNTY	COUNTY JAIL. . . . .	48	-	-	-	1	-	1	-	-
SANILAC COUNTY	COUNTY JAIL. . . . .	9	-	-	-	-	-	-	-	-
SCHOOLCRAFT COUNTY	COUNTY JAIL. . . . .	7	-	-	-	-	-	-	-	-
SHIawassee COUNTY	COUNTY JAIL. . . . .	34	-	-	-	-	-	-	-	-
TUSCOLA COUNTY	COUNTY JAIL. . . . .	21	-	-	-	-	-	-	-	-
VAN BUREN COUNTY	COUNTY JAIL. . . . .	69	-	-	-	-	-	-	-	-
WASHTENAW COUNTY	COUNTY JAIL. . . . .	148	-	-	-	-	-	-	-	-
WAYNE COUNTY	COUNTY DETENTION ANNEX	87	-	-	-	-	-	-	-	-
	COUNTY JAIL. . . . .	745	-	-	-	64	-	64	-	-
	DEARBORN CITY JAIL. . . . .	4	-	-	-	-	-	-	-	-
	DETROIT CITY HOUSE OF CORR.	600	-	-	-	-	-	-	-	-
	FLAT ROCK CITY JAIL. . . . .	1	-	-	-	-	-	-	-	-
	HIGHLAND PARK CITY JAIL. . . . .	13	-	-	-	2	-	-	-	2
	INKSTER CITY JAIL. . . . .	8	-	-	-	-	-	-	-	-
	LINCOLN PARK CITY JAIL. . . . .	3	-	-	-	-	-	-	-	-
	RIVERVIEW CITY JAIL. . . . .	3	-	-	-	-	-	-	-	-
	SOUTHGATE CITY JAIL. . . . .	3	-	-	-	-	-	-	-	-
WEXFORD COUNTY	COUNTY JAIL. . . . .	23	-	-	-	-	-	-	-	-
STATE TOTAL		5 708	125	-	68	57	223	44	102	77

See footnote at end of table.

Table 6. Inmates held for other authorities on February 15, 1978, by county, by local jail within county—Continued

Name of county	Name of jail	Total number of inmates on February 15, 1978	Number of inmates held as a result of over-crowding				Number of inmates held for other reasons			
			Total	Federal	State	Other local	Total	Federal	State	Other local
MINNESOTA (65 JAILS)										
AITKIN COUNTY	COUNTY JAIL. . . . .	3	1	-	-	1	-	-	-	-
ANOKA COUNTY	COUNTY JAIL. . . . .	60	-	-	-	-	2	-	1	1
BECKER COUNTY	COUNTY JAIL. . . . .	8	-	-	-	-	2	2	-	-
BELTRAMI COUNTY	COUNTY JAIL. . . . .	15	-	-	-	-	6	-	3	3
BLUE EARTH COUNTY	COUNTY JAIL. . . . .	13	-	-	-	-	1	-	1	-
BROWN COUNTY	COUNTY JAIL. . . . .	5	-	-	-	-	-	-	-	-
CARVER COUNTY	COUNTY JAIL. . . . .	21	-	-	-	-	12	9	2	1
CASS COUNTY	COUNTY JAIL. . . . .	15	-	-	-	-	1	-	-	1
CHIPPEWA COUNTY	COUNTY JAIL. . . . .	2	-	-	-	-	-	-	-	-
CLAY COUNTY	COUNTY JAIL. . . . .	33	2	-	-	2	4	4	-	-
CROW WING COUNTY	COUNTY JAIL. . . . .	14	-	-	-	-	-	-	-	-
DAKOTA COUNTY	COUNTY JAIL. . . . .	28	-	-	-	-	3	2	-	1
FARIBAUT COUNTY	COUNTY JAIL. . . . .	4	-	-	-	-	-	-	-	-
FILLMORE COUNTY	COUNTY JAIL. . . . .	7	1	-	-	1	-	-	-	-
FREEBORN COUNTY	COUNTY JAIL. . . . .	24	-	-	-	-	-	-	-	-
GOODHUE COUNTY	COUNTY JAIL. . . . .	7	-	-	-	-	-	-	-	-
HENNEPIN COUNTY	COUNTY CORRECTIONS FACILITY. COUNTY JAIL. . . . .	299 161	41	24	-	17	10	4	5	1
HOUSTON COUNTY	COUNTY JAIL. . . . .	4	-	-	-	-	-	-	-	-
ISANTI COUNTY	COUNTY JAIL. . . . .	3	-	-	-	-	-	-	-	-
ITASCA COUNTY	COUNTY JAIL. . . . .	20	-	-	-	-	-	-	-	-
JACKSON COUNTY	COUNTY JAIL. . . . .	-	-	-	-	-	-	-	-	-
KANDIYOHI COUNTY	COUNTY JAIL. . . . .	25	6	-	-	6	2	-	2	-
KOOCHICING COUNTY	COUNTY JAIL. . . . .	15	-	-	-	-	-	-	-	-
LAC QUI PARLE COUNTY	COUNTY JAIL. . . . .	1	-	-	-	-	1	-	-	1
LAKE COUNTY	COUNTY JAIL. . . . .	2	-	-	-	-	1	-	1	-
LE SUEUR COUNTY	COUNTY JAIL. . . . .	3	-	-	-	-	-	-	-	-
LINCOLN COUNTY	COUNTY JAIL. . . . .	2	-	-	-	-	-	-	-	-
LYON COUNTY	MARSHALL CITY JAIL. . . . .	-	-	-	-	-	-	-	-	-
MC LEOD COUNTY	COUNTY JAIL. . . . .	3	-	-	-	-	-	-	-	-
MARSHALL COUNTY	COUNTY LAW ENFORCEMENT CENTER	2	1	-	-	1	-	-	-	-
MARTIN COUNTY	COUNTY JAIL. . . . .	7	-	-	-	-	-	-	-	-
MEEKER COUNTY	COUNTY JAIL. . . . .	14	3	-	-	3	-	-	-	-
MILLE LACS COUNTY	COUNTY JAIL. . . . .	17	8	-	-	8	2	-	-	2
MORRISON COUNTY	COUNTY JAIL. . . . .	7	2	-	-	2	-	-	-	-
MOWER COUNTY	COUNTY JAIL. . . . .	14	-	-	-	-	-	-	-	-
NICOLLET COUNTY	COUNTY JAIL. . . . .	5	-	-	-	-	-	-	-	-
NOBLES COUNTY	COUNTY JAIL. . . . .	14	-	-	-	-	4	4	-	-
OLMSTED COUNTY	COUNTY JAIL. . . . .	18	-	-	-	-	-	-	-	-
OTTER TAIL COUNTY	COUNTY JAIL. . . . .	30	-	-	-	-	8	-	-	8
PENNINGTON COUNTY	COUNTY JAIL. . . . .	5	-	-	-	-	-	-	-	-
PINE COUNTY	COUNTY JAIL. . . . .	10	2	-	-	2	1	-	1	-
RAMSEY COUNTY	COUNTY WORKSHOP. COUNTY JAIL. . . . .	159 64	5	-	-	5	4	4	-	-
REDWOOD COUNTY	COUNTY JAIL. . . . .	-	-	-	-	-	-	-	-	-
RENVILLE COUNTY	COUNTY JAIL. . . . .	2	-	-	-	-	-	-	-	-
RICE COUNTY	COUNTY JAIL. . . . .	17	-	-	-	-	-	-	-	-
ROCK COUNTY	COUNTY JAIL. . . . .	1	-	-	-	-	-	-	-	-
ROSEAU COUNTY	COUNTY JAIL. . . . .	7	3	-	-	3	-	-	-	-

See footnote at end of table.

Table 6. Inmates held for other authorities on February 15, 1978, by county, by local jail within county—Continued

Name of county	Name of jail	Total number of inmates on February 15, 1978	Number of inmates held as a result of over-crowding				Number of inmates held for other reasons			
			Total	Federal	State	Other local	Total	Federal	State	Other local
MINNESOTA--CONTINUED										
ST. LOUIS COUNTY	NE REGIONAL CORRECTIONS CTR. COUNTY JAIL. . . . . CHISHOLM CITY JAIL. . . . . HIBBING CITY JAIL. . . . .	78 105 4 6	- 10 - -	- 5 - -	- - - -	- 5 - -	2 - 4 -	1 - - -	- - - -	1 - 4 -
SCOTT COUNTY	COUNTY JAIL. . . . .	16	-	-	-	-	-	-	-	-
SIBLEY COUNTY	COUNTY JAIL. . . . .	-	-	-	-	-	-	-	-	-
STEARNS COUNTY	COUNTY JAIL. . . . .	12	-	-	-	-	-	-	-	-
STEELE COUNTY	COUNTY JAIL. . . . .	12	-	-	-	-	1	-	-	1
TODD COUNTY	COUNTY JAIL. . . . .	2	-	-	-	-	-	-	-	-
WABASHA COUNTY	COUNTY JAIL. . . . .	9	-	-	-	-	-	-	-	-
WADENA COUNTY	COUNTY JAIL. . . . .	9	-	-	-	-	-	-	-	-
WASECA COUNTY	COUNTY JAIL. . . . .	7	-	-	-	-	-	-	-	-
WASHINGTON COUNTY	COUNTY JAIL. . . . .	23	-	-	-	-	1	-	1	-
WINONA COUNTY	COUNTY JAIL. . . . .	9	-	-	-	-	-	-	1	-
WRIGHT COUNTY	COUNTY JAIL. . . . .	17	10	-	-	10	3	1	2	-
YELLOW MEDICINE COUNTY	COUNTY JAIL. . . . .	5	-	-	-	-	-	-	-	-
STATE TOTAL	. . . . .	1 504	95	29	-	66	77	32	20	25

See footnote at end of table.

Table 6. Inmates held for other authorities on February 15, 1978, by county, by local jail within county—Continued

Name of county	Name of jail	Total number of inmates on February 15, 1978	Number of inmates held as a result of over-crowding				Number of inmates held for other reasons			
			Total	Federal	State	Other local	Total	Federal	State	Other local
MISSOURI (137 JAILS)										
ADAIR COUNTY	COUNTY JAIL. . . . .	15	1	-	-	1	-	-	-	-
ANDREW COUNTY	COUNTY JAIL. . . . .	7	-	-	-	-	-	-	-	-
ATCHISON COUNTY	COUNTY JAIL. . . . .	2	-	-	-	1	-	-	1	-
AUDRAIN COUNTY	COUNTY JAIL. . . . .	18	-	-	-	-	-	-	-	-
BARRY COUNTY	COUNTY JAIL. . . . .	8	-	-	-	-	-	-	-	-
BARTON COUNTY	COUNTY JAIL. . . . .	-	-	-	-	-	-	-	-	-
BATES COUNTY	COUNTY JAIL. . . . . BUTLER CITY JAIL. . . . .	12 1	- -	- -	- -	2 -	- -	2 -	- -	- -
BENTON COUNTY	COUNTY JAIL. . . . .	7	-	-	-	-	-	-	-	-
BOLLINGER COUNTY	COUNTY JAIL. . . . .	11	5	-	-	5	1	-	-	1
BOONE COUNTY	COUNTY JAIL. . . . . CENTRALIA CITY JAIL. . . . .	37 -	- -	- -	- -	4 -	2 -	1 -	1 -	-
BUCHANAN COUNTY	COUNTY JAIL. . . . .	56	2	-	-	2	-	-	-	-
BUTLER COUNTY	COUNTY JAIL. . . . .	51	-	-	-	2	-	-	2	-
CALLAWAY COUNTY	COUNTY JAIL. . . . . FULTON CITY JAIL. . . . .	19 2	- -	- -	- -	1 -	- -	1 -	- -	-
CAMDEN COUNTY	COUNTY JAIL. . . . .	5	-	-	-	-	-	-	-	-
CAPE GIRARDEAU COUNTY	COUNTY JAIL. . . . . CAPE GIRARDEAU CITY JAIL. . . . .	20 6	- 5	- -	- -	5 -	- -	- -	- -	-
CARROLL COUNTY	COUNTY JAIL. . . . .	16	13	-	-	13	-	-	-	-
CARTER COUNTY	COUNTY JAIL. . . . .	-	-	-	-	-	-	-	-	-
CASS COUNTY	COUNTY JAIL. . . . .	8	-	-	-	-	-	-	-	-
CEDAR COUNTY	COUNTY JAIL. . . . .	4	-	-	-	-	-	-	-	-
CHARITON COUNTY	COUNTY JAIL. . . . .	13	-	-	-	9	-	-	9	-
CHRISTIAN COUNTY	COUNTY JAIL. . . . .	8	-	-	-	2	-	-	2	-
CLARK COUNTY	COUNTY JAIL. . . . .	3	-	-	-	-	-	-	-	-
CLAY COUNTY	COUNTY JAIL. . . . . EXCELSIOR SPRINGS CITY JAIL. . . . .	46 -	- -	- -	- -	- -	- -	- -	- -	-
CLINTON COUNTY	COUNTY JAIL. . . . .	10	1	-	-	1	-	-	-	-
COLE COUNTY	COUNTY JAIL. . . . .	16	-	-	-	1	-	1	-	-
COOPER COUNTY	COUNTY JAIL. . . . .	16	-	-	-	-	-	-	-	-
CRAWFORD COUNTY	COUNTY JAIL. . . . .	11	-	-	-	-	-	-	-	-
DADE COUNTY	COUNTY JAIL. . . . .	3	-	-	-	-	-	-	-	-
DALLAS COUNTY	COUNTY JAIL. . . . .	4	-	-	-	-	-	-	-	-
DAVISS COUNTY	COUNTY JAIL. . . . .	3	-	-	-	-	-	-	-	-
DENT COUNTY	COUNTY JAIL. . . . .	2	-	-	-	2	-	2	-	-
DOUGLAS COUNTY	COUNTY JAIL. . . . .	4	-	-	-	-	-	-	-	-
DUNKLIN COUNTY	COUNTY JAIL. . . . .	22	-	-	-	7	-	-	7	-
FRANKLIN COUNTY	COUNTY JAIL. . . . . PACIFIC CITY JAIL. . . . .	22 2	- -	- -	- -	4 -	- -	2 -	2 -	-
GASCONADE COUNTY	COUNTY JAIL. . . . . HERMANN CITY JAIL. . . . . OWENSVILLE CITY JAIL. . . . .	9 3 -	- 3 -	- -	- -	- 3 -	- -	- -	- -	-
GENTRY COUNTY	COUNTY JAIL. . . . .	3	-	-	-	-	-	-	-	-
GREENE COUNTY	COUNTY JAIL. . . . .	84	-	-	-	10	7	3	-	-
GRUNDY COUNTY	COUNTY JAIL. . . . . TRENTON CITY JAIL. . . . .	6 -	- -	- -	- -	- -	- -	- -	- -	-
HARRISON COUNTY	COUNTY JAIL. . . . .	5	-	-	-	-	-	-	-	-
HENRY COUNTY	COUNTY JAIL. . . . .	9	-	-	-	-	-	-	-	-
HICKORY COUNTY	COUNTY JAIL. . . . .	1	-	-	-	-	-	-	-	-
HOLT COUNTY	COUNTY JAIL. . . . .	2	-	-	-	1	1	-	-	-
HOWARD COUNTY	COUNTY JAIL. . . . .	12	3	-	-	3	-	-	-	-

See footnote at end of table.

Table 6. Inmates held for other authorities on February 15, 1978, by county, by local jail within county—Continued

Name of county	Name of jail	Total number of inmates on February 15, 1978	Number of inmates held as a result of over-crowding				Number of inmates held for other reasons			
			Total	Federal	State	Other local	Total	Federal	State	Other local
MISSOURI--CONTINUED										
HOWELL COUNTY	COUNTY JAIL. . . . .	5	-	-	-	-	-	-	-	-
IRON COUNTY	COUNTY JAIL. . . . .	3	-	-	-	-	-	-	-	-
JACKSON COUNTY	COUNTY JAIL. . . . . KANSAS CITY MUN. CORR. INST. LEES SUMMIT CITY JAIL. . . . .	476 116 3	- -	- -	- -	1 30 6	- 23 2	- 7 -	- -	1 -
JASPER COUNTY	COUNTY JAIL. . . . . CARTHAGE CITY JAIL. . . . . JOPLIN CITY JAIL. . . . .	70 3 5	- -	- -	- -	- -	- -	- -	- -	4 -
JEFFERSON COUNTY	COUNTY JAIL. . . . .	15	-	-	-	-	-	-	-	-
JOHNSON COUNTY	COUNTY JAIL. . . . .	14	-	-	-	-	-	-	-	-
KNOX COUNTY	COUNTY JAIL. . . . .	-	-	-	-	-	-	-	-	-
LACLEDE COUNTY	COUNTY JAIL. . . . .	10	-	-	-	-	-	-	-	-
LAFAYETTE COUNTY	COUNTY JAIL. . . . .	12	-	-	-	-	-	-	-	-
LAWRENCE COUNTY	COUNTY JAIL. . . . .	7	-	-	-	6	1	-	-	5
LINCOLN COUNTY	COUNTY JAIL. . . . .	7	-	-	-	-	-	-	-	-
MCDONALD COUNTY	COUNTY JAIL. . . . .	4	-	-	-	-	-	-	-	-
MACON COUNTY	COUNTY JAIL. . . . .	6	-	-	-	-	-	-	-	-
MADISON COUNTY	COUNTY JAIL. . . . .	5	-	-	-	-	-	-	-	-
MARIE COUNTY	COUNTY JAIL. . . . .	3	-	-	-	1	-	-	-	1
MARION COUNTY	COUNTY JAIL. . . . . HANNIBAL CITY JAIL. . . . .	9 4	- -	- -	- -	- 1	- -	- -	- -	- 1
MERCER COUNTY	COUNTY JAIL. . . . .	3	-	-	-	-	-	-	-	-
MILLER COUNTY	COUNTY JAIL. . . . .	5	-	-	-	-	-	-	-	-
MISSISSIPPI COUNTY	COUNTY JAIL. . . . .	24	-	-	-	-	-	-	-	-
MONITEAU COUNTY	COUNTY JAIL. . . . .	3	-	-	-	-	-	-	-	-
MONROE COUNTY	COUNTY JAIL. . . . .	2	-	-	-	-	-	-	-	-
MONTGOMERY COUNTY	COUNTY JAIL. . . . .	4	-	-	-	-	-	-	-	-
MORGAN COUNTY	COUNTY JAIL. . . . .	3	-	-	-	-	-	-	-	-
NEWTON COUNTY	COUNTY JAIL. . . . .	12	-	-	-	2	-	-	-	2
NODAWAY COUNTY	COUNTY JAIL. . . . .	11	-	-	-	-	-	-	-	-
OREGON COUNTY	COUNTY JAIL. . . . .	1	-	-	-	-	-	-	-	-
OSAGE COUNTY	COUNTY JAIL. . . . .	8	-	-	-	-	-	-	-	-
OZARK COUNTY	COUNTY JAIL. . . . .	3	-	-	-	-	-	-	-	-
PENISCOT COUNTY	COUNTY JAIL. . . . . CARUTHERSVILLE CITY JAIL. . . . . HAYTI CITY JAIL. . . . .	26 2 -	7 -	- -	- -	- -	- -	- -	7 -	- -
PERRY COUNTY	COUNTY JAIL. . . . .	3	2	-	-	-	-	-	-	-
PETTIS COUNTY	COUNTY JAIL. . . . . SEDALIA CITY JAIL. . . . .	22 2	- -	- -	- -	- -	- -	- -	2 -	- -
PHELPS COUNTY	COUNTY JAIL. . . . . ROLLA CITY JAIL. . . . .	8 2	- -	- -	- -	- -	- -	- -	- -	- -
PIKE COUNTY	COUNTY JAIL. . . . .	8	-	-	-	-	-	-	-	-
POLK COUNTY	COUNTY JAIL. . . . .	4	-	-	-	3	-	-	-	3
PULASKI COUNTY	COUNTY JAIL. . . . .	11	-	-	-	-	-	-	-	-
PUTNAM COUNTY	COUNTY JAIL. . . . .	2	-	-	-	-	-	-	-	-
RALLS COUNTY	COUNTY JAIL. . . . .	-	-	-	-	-	-	-	-	-
RANDOLPH COUNTY	COUNTY JAIL. . . . . MOBERLY CITY JAIL. . . . .	16 2	- -	- -	- -	- -	- -	- -	- -	- -
RAY COUNTY	COUNTY JAIL. . . . .	11	4	-	-	-	-	-	4	-
REYNOLDS COUNTY	COUNTY JAIL. . . . .	-	-	-	-	-	-	-	-	-
RIPLEY COUNTY	COUNTY JAIL. . . . .	4	-	-	-	-	-	-	-	-
ST. CHARLES COUNTY	COUNTY JAIL. . . . .	28	-	-	-	-	-	-	-	-
ST. CLAIR COUNTY	COUNTY JAIL. . . . .	2	-	-	-	2	-	-	-	2

See footnote at end of table.

Table 6. Inmates held for other authorities on February 15, 1978, by county, by local jail within county—Continued

Name of county	Name of jail	Total number of inmates on February 15, 1978	Number of inmates held as a result of over-crowding				Number of inmates held for other reasons			
			Total	Federal	State	Other local	Total	Federal	State	Other local
MISSOURI—CONTINUED										
ST. FRANCOIS COUNTY	COUNTY JAIL. . . . .	31	-	-	-	-	-	-	-	-
ST. LOUIS COUNTY	COUNTY JAIL. . . . .	155	-	-	-	19	-	11	-	8
	COUNTY CORRECTIONAL INST. . . . .	131	-	-	-	6	1	5	-	-
	JENNINGS CITY JAIL . . . . .	12	-	-	-	-	-	-	-	-
	KIRKWOOD CITY JAIL . . . . .	1	-	-	-	-	-	-	-	-
	ROCK HILL CITY JAIL . . . . .	1	-	-	-	-	-	-	-	-
	UNIVERSITY CITY JAIL . . . . .	3	-	-	-	-	-	-	-	-
ST. LOUIS CITY	MUNICIPAL JAIL . . . . .	221	9	-	-	-	-	-	-	-
	MEDIUM SECURITY INSTITUTION. . . . .	487	-	-	9	4	-	-	-	4
STE. GENEVIEVE COUNTY	COUNTY JAIL. . . . .	2	2	-	-	-	-	-	-	-
SALINE COUNTY	COUNTY JAIL. . . . .	20	-	-	2	-	-	-	-	-
	MARSHALL CITY JAIL . . . . .	-	-	-	-	-	-	-	-	-
SCHUYLER COUNTY	COUNTY JAIL. . . . .	2	-	-	-	-	-	-	-	-
SCOTLAND COUNTY	COUNTY JAIL. . . . .	-	-	-	-	-	-	-	-	-
SCOTT COUNTY	COUNTY JAIL. . . . .	-	-	-	-	-	-	-	-	-
	SIKESTON CITY JAIL . . . . .	38	-	-	-	2	-	2	-	-
	COUNTY JAIL. . . . .	4	-	-	-	1	-	-	-	1
SHANNON COUNTY	COUNTY JAIL. . . . .	3	-	-	-	-	-	-	-	-
SHELBY COUNTY	COUNTY JAIL. . . . .	3	-	-	-	-	-	-	-	-
STODDARD COUNTY	COUNTY JAIL. . . . .	12	3	-	-	-	-	-	-	-
STONE COUNTY	COUNTY JAIL. . . . .	2	-	-	3	1	1	-	-	-
SULLIVAN COUNTY	COUNTY JAIL. . . . .	2	-	-	-	-	-	-	-	-
TANEY COUNTY	COUNTY JAIL. . . . .	2	-	-	-	-	-	-	-	-
	BRANSON CITY JAIL. . . . .	10	-	-	-	-	-	-	-	-
	COUNTY JAIL. . . . .	1	-	-	-	-	-	-	-	-
TEXAS COUNTY	COUNTY JAIL. . . . .	6	-	-	-	-	-	-	-	-
VERNON COUNTY	COUNTY JAIL. . . . .	5	-	-	-	-	-	-	-	-
WARREN COUNTY	COUNTY JAIL. . . . .	4	-	-	-	-	-	-	-	-
WASHINGTON COUNTY	COUNTY JAIL. . . . .	7	-	-	-	-	-	-	-	-
	POTOSI CITY JAIL . . . . .	4	2	-	-	-	-	-	-	-
WAYNE COUNTY	COUNTY JAIL. . . . .	11	-	-	2	-	-	-	-	-
WEBSTER COUNTY	COUNTY JAIL. . . . .	13	-	-	-	1	-	-	-	1
WORTH COUNTY	COUNTY JAIL. . . . .	1	-	-	-	2	1	1	-	-
WRIGHT COUNTY	COUNTY JAIL. . . . .	4	-	-	-	-	-	-	-	-
STATE TOTAL		2 829	62	-	-	62	137	39	38	60

See footnote at end of table.

Table 6. Inmates held for other authorities on February 15, 1978, by county, by local jail within county—Continued

Name of county	Name of jail	Total number of inmates on February 15, 1978	Number of inmates held as a result of over-crowding				Number of inmates held for other reasons			
			Total	Federal	State	Other local	Total	Federal	State	Other local
NEBRASKA (77 JAILS)										
ADAMS COUNTY	COUNTY JAIL. . . . .	8	1	-	-	1	-	-	-	-
ANTELOPE COUNTY	COUNTY JAIL. . . . .	1	-	-	-	-	-	-	-	-
BOONE COUNTY	COUNTY JAIL. . . . .	4	-	-	-	-	-	-	-	-
BOX BUTTE COUNTY	COUNTY JAIL. . . . .	18	-	-	-	-	-	-	-	-
BOYD COUNTY	COUNTY JAIL. . . . .	-	-	-	-	-	-	-	-	-
BROWN COUNTY	COUNTY JAIL. . . . .	4	-	-	-	-	-	-	-	-
BUFFALO COUNTY	COUNTY JAIL. . . . .	20	-	-	-	-	-	-	4	4
BUTLER COUNTY	COUNTY JAIL. . . . .	-	-	-	-	-	-	-	-	-
CASS COUNTY	COUNTY JAIL. . . . .	7	-	-	-	-	-	-	-	-
	PLATTSMOUTH CITY JAIL. . . . .	-	-	-	-	-	-	-	-	-
CEDAR COUNTY	COUNTY JAIL. . . . .	-	-	-	-	-	-	-	-	-
CHASE COUNTY	COUNTY JAIL. . . . .	1	-	-	-	-	-	-	-	-
CHERRY COUNTY	COUNTY JAIL. . . . .	2	-	-	-	-	-	-	-	-
CHEYENNE COUNTY	COUNTY JAIL. . . . .	9	2	-	-	-	-	-	2	-
CLAY COUNTY	COUNTY JAIL. . . . .	4	-	-	-	-	-	-	-	-
COLFAX COUNTY	COUNTY JAIL. . . . .	3	-	-	-	-	-	-	-	-
CUMING COUNTY	COUNTY JAIL. . . . .	1	-	-	-	-	-	-	-	-
CUSTER COUNTY	COUNTY JAIL. . . . .	8	-	-	-	-	-	-	2	2
DAKOTA COUNTY	COUNTY JAIL. . . . .	7	-	-	-	-	-	-	-	-
DAWES COUNTY	COUNTY JAIL. . . . .	8	-	-	-	-	-	-	-	-
DAWSON COUNTY	COUNTY JAIL. . . . .	6	-	-	-	-	-	-	2	2
DEUEL COUNTY	COUNTY JAIL. . . . .	1	-	-	-	-	-	-	-	-
DIXON COUNTY	COUNTY JAIL. . . . .	-	-	-	-	-	-	-	-	-
DODGE COUNTY	COUNTY JAIL. . . . .	15	-	-	-	-	-	-	-	-
DOUGLAS COUNTY	CLEARVIEW MINIMUM SECURITY . . . . .	38	-	-	-	-	-	-	-	-
	COUNTY JAIL. . . . .	73	-	-	-	11	11	-	-	-
DUNDY COUNTY	COUNTY JAIL. . . . .	3	-	-	-	-	-	-	-	-
FILLMORE COUNTY	COUNTY JAIL. . . . .	3	-	-	-	-	-	-	-	-
FRANKLIN COUNTY	COUNTY JAIL. . . . .	3	-	-	-	-	-	-	-	-
FRONTIER COUNTY	COUNTY JAIL. . . . .	1	-	-	-	-	-	-	-	-
FURNAS COUNTY	COUNTY JAIL. . . . .	1	-	-	-	-	-	-	-	-
GAGE COUNTY	COUNTY JAIL. . . . .	10	-	-	-	-	-	-	-	-
GARDEN COUNTY	COUNTY JAIL. . . . .	1	-	-	-	-	-	-	-	-
HALL COUNTY	COUNTY JAIL. . . . .	30	-	-	-	-	-	-	-	-
HAMILTON COUNTY	COUNTY JAIL. . . . .	8	-	-	-	-	-	-	1	1
HARLAN COUNTY	COUNTY JAIL. . . . .	-	-	-	-	-	-	-	-	-
HAYES COUNTY	COUNTY JAIL. . . . .	-	-	-	-	-	-	-	-	-
HITCHCOCK COUNTY	COUNTY JAIL. . . . .	4	3	-	-	-	-	-	3	-
HOLT COUNTY	COUNTY JAIL. . . . .	1	-	-	-	-	-	-	-	-
JEFFERSON COUNTY	COUNTY JAIL. . . . .	1	-	-	-	-	-	-	-	-
JOHNSON COUNTY	COUNTY JAIL. . . . .	5	-	-	-	-	-	-	-	-
KEARNEY COUNTY	COUNTY JAIL. . . . .	4	-	-	-	-	-	-	-	-
KEITH COUNTY	COUNTY JAIL. . . . .	4	-	-	-	-	-	-	-	-
KIMBALL COUNTY	COUNTY JAIL. . . . .	-	-	-	-	-	-	-	-	-
KNOX COUNTY	COUNTY JAIL. . . . .	7	-	-	-	-	-	-	-	-
LANCASTER COUNTY	LINCOLN CITY-COUNTY JAIL . . . . .	119	-	-	-	6	2	2	2	2
LINCOLN COUNTY	COUNTY JAIL. . . . .	37	-	-	-	4	2	-	-	2
MADISON COUNTY	COUNTY JAIL. . . . .	11	-	-	-	-	-	-	-	-
MERRICK COUNTY	COUNTY JAIL. . . . .	4	-	-	-	2	-	-	-	2

See footnote at end of table.



Table 6. Inmates held for other authorities on February 15, 1978, by county, by local jail within county—Continued

Name of county	Name of jail	Total number of inmates on February 15, 1978	Number of inmates held as a result of over-crowding			Number of inmates held for other reasons				
			Total	Federal	State	Other local	Total	Federal	State	Other local
NEBRASKA--CONTINUED										
MORRILL COUNTY	COUNTY JAIL. . . . .	-	-	-	-	-	-	-	-	-
NEMAHA COUNTY	COUNTY JAIL. . . . .	4	-	-	-	-	-	-	-	-
OTOE COUNTY	COUNTY JAIL. . . . .	2	-	-	-	-	-	-	-	-
PAWNEE COUNTY	COUNTY JAIL. . . . .	2	-	-	-	-	-	-	-	-
PERKINS COUNTY	COUNTY JAIL. . . . .	-	-	-	-	-	-	-	-	-
PHELPS COUNTY	HOLDREDGE CITY JAIL. . . . .	4	-	-	-	-	-	-	-	-
PIERCE COUNTY	COUNTY JAIL. . . . .	-	-	-	-	-	-	-	-	-
PLATTE COUNTY	COUNTY JAIL. . . . .	10	-	-	-	-	-	-	-	-
POLK COUNTY	COUNTY JAIL. . . . .	2	1	-	-	1	-	-	-	-
RED WILLOW COUNTY	COUNTY JAIL. . . . .	2	-	-	-	-	-	-	-	-
RICHARDSON COUNTY	COUNTY JAIL. . . . .	5	-	-	-	-	-	-	-	-
ROCK COUNTY	COUNTY JAIL. . . . .	1	-	-	-	-	-	-	-	-
SALINE COUNTY	COUNTY JAIL. . . . .	2	-	-	-	1	-	1	-	-
	CRETE CITY JAIL. . . . .	-	-	-	-	-	-	-	-	-
SARPY COUNTY	COUNTY JAIL. . . . .	28	2	-	-	2	9	6	3	-
	BELLEVUE CITY JAIL. . . . .	1	-	-	-	-	-	-	-	-
SAUNDERS COUNTY	COUNTY JAIL. . . . .	6	-	-	-	1	-	1	-	-
SCOTTS BLUFF COUNTY	COUNTY JAIL. . . . .	19	1	-	-	1	4	-	2	2
SEWARD COUNTY	COUNTY JAIL. . . . .	4	-	-	-	-	-	-	-	-
SHERIDAN COUNTY	COUNTY JAIL. . . . .	18	-	-	-	1	-	1	-	-
SHERMAN COUNTY	COUNTY JAIL. . . . .	1	-	-	-	-	-	-	-	-
THAYER COUNTY	COUNTY JAIL. . . . .	2	-	-	-	-	-	-	-	-
THURSTON COUNTY	COUNTY JAIL. . . . .	20	-	-	-	-	-	-	-	-
VALLEY COUNTY	COUNTY JAIL. . . . .	2	-	-	-	-	-	-	-	-
WASHINGTON COUNTY	COUNTY JAIL. . . . .	3	-	-	-	1	-	-	-	1
WAYNE COUNTY	COUNTY JAIL. . . . .	-	-	-	-	-	-	-	-	-
WEBSTER COUNTY	COUNTY JAIL. . . . .	-	-	-	-	-	-	-	-	-
YORK COUNTY	COUNTY JAIL. . . . .	5	-	-	-	-	-	-	-	-
STATE TOTAL	. . . . .	638	10	-	-	10	49	21	10	18

See footnote at end of table.

Table 6. Inmates held for other authorities on February 15, 1978, by county, by local jail within county—Continued

Name of county	Name of jail	Total number of inmates on February 15, 1978	Number of inmates held as a result of over-crowding			Number of inmates held for other reasons				
			Total	Federal	State	Other local	Total	Federal	State	Other local
NORTH DAKOTA (39 JAILS)										
ADAMS COUNTY	COUNTY JAIL. . . . .	-	-	-	-	-	-	-	-	-
BARNES COUNTY	COUNTY JAIL. . . . .	8	5	-	-	5	2	2	-	-
BOTTINEAU COUNTY	COUNTY JAIL. . . . .	1	-	-	-	-	-	-	-	-
BOWMAN COUNTY	COUNTY JAIL. . . . .	-	-	-	-	-	-	-	-	-
BURKE COUNTY	COUNTY JAIL. . . . .	-	-	-	-	-	-	-	-	-
BURLEIGH COUNTY	COUNTY JAIL. . . . .	11	-	-	-	11	2	4	5	-
CASS COUNTY	COUNTY JAIL. . . . .	18	-	-	-	-	-	-	-	-
CAVALIER COUNTY	COUNTY JAIL. . . . .	-	-	-	-	-	-	-	-	-
DICKEY COUNTY	COUNTY JAIL. . . . .	-	-	-	-	-	-	-	-	-
DIVIDE COUNTY	COUNTY JAIL. . . . .	1	-	-	-	-	-	-	-	-
DUNN COUNTY	COUNTY JAIL. . . . .	-	-	-	-	-	-	-	-	-
EMMONS COUNTY	COUNTY JAIL. . . . .	1	-	-	-	-	-	-	-	-
FOSTER COUNTY	COUNTY JAIL. . . . .	-	-	-	-	-	-	-	-	-
GOLDEN VALLEY COUNTY	COUNTY JAIL. . . . .	1	-	-	-	-	-	-	-	-
GRAND FORKS COUNTY	COUNTY JAIL. . . . .	14	-	-	-	2	2	-	-	-
GRANT COUNTY	COUNTY JAIL. . . . .	1	-	-	-	-	-	-	-	-
HETTINGER COUNTY	COUNTY JAIL. . . . .	1	-	-	-	1	-	-	-	1
KIDDER COUNTY	COUNTY JAIL. . . . .	-	-	-	-	-	-	-	-	-
LOGAN COUNTY	COUNTY JAIL. . . . .	-	-	-	-	-	-	-	-	-
MCHENRY COUNTY	COUNTY JAIL. . . . .	-	-	-	-	-	-	-	-	-
MCKENZIE COUNTY	COUNTY JAIL. . . . .	3	-	-	-	-	-	-	-	-
MCLEAN COUNTY	COUNTY JAIL. . . . .	3	-	-	-	-	-	-	-	-
MERCER COUNTY	COUNTY JAIL. . . . .	-	-	-	-	-	-	-	-	-
MORTON COUNTY	COUNTY JAIL. . . . .	2	-	-	-	-	-	-	-	-
MOUNTRAIL COUNTY	COUNTY JAIL. . . . .	1	-	-	-	1	-	-	-	1
PEMBINA COUNTY	COUNTY JAIL. . . . .	-	-	-	-	-	-	-	-	-
PIERCE COUNTY	COUNTY JAIL. . . . .	-	-	-	-	-	-	-	-	-
RANSOM COUNTY	COUNTY JAIL. . . . .	-	-	-	-	-	-	-	-	-
RICHLAND COUNTY	COUNTY JAIL. . . . .	2	-	-	-	1	-	-	-	1
ROLETTE COUNTY	COUNTY JAIL. . . . .	5	-	-	-	-	-	-	-	-
SHERIDAN COUNTY	COUNTY JAIL. . . . .	-	-	-	-	-	-	-	-	-
STARK COUNTY	COUNTY JAIL. . . . .	2	-	-	-	-	-	-	-	-
STUTSMAN COUNTY	COUNTY JAIL. . . . .	13	-	-	-	-	-	-	-	-
TRAILL COUNTY	COUNTY JAIL. . . . .	7	6	-	-	6	1	-	1	-
WALSH COUNTY	COUNTY JAIL. . . . .	5	-	-	-	-	-	-	-	-
WARD COUNTY	COUNTY JAIL. . . . .	5	-	-	-	-	-	-	-	-
	MINOT CITY JAIL. . . . .	-	-	-	-	-	-	-	-	-
WELLS COUNTY	COUNTY JAIL. . . . .	1	-	-	-	-	-	-	-	-
WILLIAMS COUNTY	COUNTY JAIL. . . . .	11	-	-	-	-	-	-	-	-
STATE TOTAL	. . . . .	117	11	-	-	11	19	6	5	8

See footnote at end of table.

Table 6. Inmates held for other authorities on February 15, 1978, by county, by local jail within county—Continued

Name of county	Name of jail	Total number of inmates on February 15, 1978	Number of inmates held as a result of over-crowding				Number of inmates held for other reasons			
			Total	Federal	State	Other local	Total	Federal	State	Other local
OHIO (150 JAILS)										
ADAMS COUNTY	COUNTY JAIL. . . . .	30	24	8	-	16	-	-	-	-
ALLEN COUNTY	COUNTY JAIL. . . . .	47	1	-	-	1	9	2	7	-
	LIMA CITY JAIL. . . . .	30	12	-	-	12	-	-	-	-
ASHLAND COUNTY	COUNTY JAIL. . . . .	29	-	-	-	-	2	-	-	2
ASHTABULA COUNTY	COUNTY JAIL. . . . .	12	-	-	-	-	4	-	-	4
	CONNEAUT CITY JAIL. . . . .	2	-	-	-	-	-	-	-	-
ATHENS COUNTY	COUNTY JAIL. . . . .	6	-	-	-	-	1	-	1	-
BELMONT COUNTY	COUNTY JAIL. . . . .	22	-	-	-	-	-	-	-	-
BROWN COUNTY	COUNTY JAIL. . . . .	15	-	-	-	-	-	-	-	-
BUTLER COUNTY	COUNTY JAIL. . . . .	99	-	-	-	-	7	-	7	-
	MIDDLETOWN CITY JAIL. . . . .	29	-	-	-	-	-	-	-	-
CARROLL COUNTY	COUNTY JAIL. . . . .	5	-	-	-	-	-	-	-	-
CHAMPAIGN COUNTY	COUNTY JAIL. . . . .	12	-	-	-	-	-	-	-	-
CLARK COUNTY	COUNTY JAIL. . . . .	62	-	-	-	-	7	-	-	7
CLERMONT COUNTY	COUNTY JAIL. . . . .	24	-	-	-	-	5	-	2	3
CLINTON COUNTY	COUNTY JAIL. . . . .	9	1	1	-	-	8	-	1	7
COLUMBIANA COUNTY	COUNTY JAIL. . . . .	22	-	-	-	-	-	-	-	-
	EAST LIVERPOOL CITY JAIL. . . . .	3	-	-	-	-	-	-	-	-
	EAST PALESTINE CITY JAIL. . . . .	1	-	-	-	-	-	-	-	-
	LISBON CITY JAIL. . . . .	-	-	-	-	-	-	-	-	-
	SALEM CITY JAIL. . . . .	1	-	-	-	-	-	-	-	-
	WELLSVILLE CITY JAIL. . . . .	1	-	-	-	-	1	-	-	1
COSHOCTON COUNTY	COUNTY JAIL. . . . .	13	-	-	-	-	-	-	-	-
CRAWFORD COUNTY	COUNTY JAIL. . . . .	20	-	-	-	-	1	-	1	-
CUYAHOGA COUNTY	COUNTY JAIL. . . . .	637	-	-	-	-	25	25	-	-
	BEACHWOOD CITY JAIL. . . . .	3	-	-	-	-	-	-	-	-
	BEDFORD CITY JAIL. . . . .	3	-	-	-	-	-	-	-	-
	BEDFORD HEIGHTS CITY JAIL. . . . .	2	-	-	-	-	-	-	-	-
	CLEVELAND CITY HSE. OF CORR. . . . .	138	-	-	-	-	-	-	-	-
	EUCLID CITY JAIL. . . . .	11	-	-	-	-	-	-	-	-
	GARFIELD HEIGHTS CITY JAIL. . . . .	7	-	-	-	-	-	-	-	-
	LAKEWOOD CITY JAIL. . . . .	1	-	-	-	-	1	-	1	-
	LYNDHURST CITY JAIL. . . . .	1	-	-	-	-	-	-	-	-
	MAPLE HEIGHTS CITY JAIL. . . . .	3	-	-	-	-	-	-	-	-
	MAYFIELD HEIGHTS CITY JAIL. . . . .	3	-	-	-	-	-	-	-	-
	MIDDLEBURG HEIGHTS CITY JAIL. . . . .	2	-	-	-	-	-	-	-	-
	PARMA CITY JAIL. . . . .	5	-	-	-	-	-	-	-	-
	PARMA HEIGHTS CITY JAIL. . . . .	-	-	-	-	-	-	-	-	-
	SHAKER HEIGHTS CITY JAIL. . . . .	7	-	-	-	-	3	-	-	3
	SOUTH EUCLID CITY JAIL. . . . .	-	-	-	-	-	-	-	-	-
	STRONGSVILLE CITY JAIL. . . . .	1	-	-	-	-	-	-	-	-
	UNIVERSITY HEIGHTS CITY JAIL. . . . .	1	-	-	-	-	-	-	-	-
	WARRENSVILLE HGTS CITY JAIL. . . . .	3	-	-	-	-	1	-	-	1
DARKE COUNTY	COUNTY JAIL. . . . .	8	-	-	-	-	-	-	-	-
	GREENVILLE CITY JAIL. . . . .	-	-	-	-	-	-	-	-	-
DEFIANCE COUNTY	COUNTY JAIL. . . . .	24	2	-	-	2	-	-	-	-
DELAWARE COUNTY	COUNTY JAIL. . . . .	17	-	-	-	-	-	-	-	-
ERIE COUNTY	COUNTY JAIL. . . . .	31	-	-	-	-	-	-	-	-
	SANDUSKY CITY JAIL. . . . .	10	2	-	-	2	-	-	-	-
FAIRFIELD COUNTY	COUNTY JAIL. . . . .	25	-	-	-	-	15	-	-	15
FAYETTE COUNTY	COUNTY JAIL. . . . .	18	-	-	-	-	1	-	1	-
FRANKLIN COUNTY	COUNTY CORRECTIONS CENTER. . . . .	382	-	-	-	-	95	70	25	-
	COLUMBUS WOMENS CORR. INST. . . . .	37	10	-	9	1	4	2	2	-
	COLUMBUS CITY WORKHOUSE. . . . .	105	-	-	-	-	-	-	-	-
	COLUMBUS CITY JAIL. . . . .	98	-	-	-	-	-	-	-	-
FULTON COUNTY	COUNTY JAIL. . . . .	13	-	-	-	-	2	-	1	1
GALLIA COUNTY	COUNTY JAIL. . . . .	12	-	-	-	-	-	-	-	-
GEAUGA COUNTY	COUNTY JAIL. . . . .	37	-	-	-	-	5	-	-	5
GREENE COUNTY	COUNTY JAIL. . . . .	62	12	3	-	9	-	-	-	-
	FAIRBORN CITY JAIL. . . . .	3	-	-	-	-	-	-	-	-
GUERNSEY COUNTY	COUNTY JAIL. . . . .	10	-	-	-	-	1	-	1	-
HAMILTON COUNTY	COUNTY JAIL. . . . .	329	-	-	-	-	12	12	-	-
	CINCINNATI COMM. CORR. INST. . . . .	381	250	-	-	250	-	-	-	-
HANCOCK COUNTY	COUNTY JAIL. . . . .	21	-	-	-	-	-	-	-	-

See footnote at end of table.

Table 6. Inmates held for other authorities on February 15, 1978, by county, by local jail within county—Continued

Name of county	Name of jail	Total number of inmates on February 15, 1978	Number of inmates held as a result of over-crowding				Number of inmates held for other reasons			
			Total	Federal	State	Other local	Total	Federal	State	Other local
OHIO--CONTINUED										
HARDIN COUNTY	COUNTY JAIL. . . . .	26	-	-	-	-	-	-	-	-
HARRISON COUNTY	COUNTY JAIL. . . . .	8	-	-	-	-	-	-	-	-
HEIRY COUNTY	COUNTY JAIL. . . . .	10	-	-	-	-	1	-	-	1
	NAPOLEON CITY JAIL. . . . .	-	-	-	-	-	-	-	-	-
HIGHLAND COUNTY	COUNTY JAIL. . . . .	22	-	-	-	-	7	-	-	7
HOCKING COUNTY	COUNTY JAIL. . . . .	15	-	-	-	-	-	-	-	-
HOLMES COUNTY	COUNTY JAIL. . . . .	7	-	-	-	-	-	-	-	-
HURON COUNTY	COUNTY JAIL. . . . .	11	2	-	-	2	2	-	2	-
	BELLEVUE CITY JAIL. . . . .	1	-	-	-	-	-	-	-	-
	WILLARD CITY JAIL. . . . .	-	-	-	-	-	-	-	-	-
JACKSON COUNTY	COUNTY JAIL. . . . .	9	-	-	-	-	4	-	-	4
	WELLSTON CITY JAIL. . . . .	2	-	-	-	-	-	-	-	-
JEFFERSON COUNTY	COUNTY JAIL. . . . .	15	-	-	-	-	1	-	-	1
KNOX COUNTY	COUNTY JAIL. . . . .	22	-	-	-	-	-	-	-	-
LAKE COUNTY	COUNTY JAIL. . . . .	55	8	-	-	8	10	10	-	-
	WILLOUGHBY CITY JAIL. . . . .	2	-	-	-	-	1	-	-	1
LAWRENCE COUNTY	COUNTY JAIL. . . . .	23	-	-	-	-	2	2	-	-
	IRONTON CITY JAIL. . . . .	9	-	-	-	-	-	-	-	-
LICKING COUNTY	COUNTY JAIL. . . . .	44	-	-	-	-	-	-	-	-
	NEWARK CITY JAIL. . . . .	6	-	-	-	-	-	-	-	-
LOGAN COUNTY	COUNTY JAIL. . . . .	5	-	-	-	-	1	-	1	-
LORAIN COUNTY	COUNTY JAIL. . . . .	82	-	-	-	-	3	-	2	1
	AVON LAKE CITY JAIL. . . . .	1	-	-	-	-	-	-	-	-
	ELYRIA CITY JAIL. . . . .	5	-	-	-	-	-	-	-	-
	LORAIN CITY JAIL. . . . .	14	-	-	-	-	-	-	-	-
LUCAS COUNTY	COUNTY JAIL. . . . .	258	-	-	-	-	10	-	10	-
	TOLEDO CITY HOUSE OF CORR. . . . .	145	-	-	-	-	5	-	-	5
MADISON COUNTY	COUNTY JAIL. . . . .	12	-	-	-	-	1	-	-	1
MAHONING COUNTY	COUNTY JAIL. . . . .	110	-	-	-	-	1	-	1	-
	CAMPBELL CITY JAIL. . . . .	1	-	-	-	-	-	-	-	-
	SEBRING VILLAGE CITY JAIL. . . . .	1	-	-	-	-	-	-	-	-
	STRUTHERS CITY JAIL. . . . .	-	-	-	-	-	-	-	-	-
	YOUNGSTOWN CITY JAIL. . . . .	32	-	-	-	-	3	-	-	3
MARION COUNTY	COUNTY JAIL. . . . .	30	-	-	-	-	4	-	4	-
MEDINA COUNTY	COUNTY JAIL. . . . .	31	-	-	-	-	7	2	3	2
MEIGS COUNTY	COUNTY JAIL. . . . .	5	-	-	-	-	-	-	-	-
	MIDDLEPORT CITY JAIL. . . . .	1	-	-	-	-	-	-	-	-
MERCER COUNTY	COUNTY JAIL. . . . .	9	-	-	-	-	7	-	4	3
MIAMI COUNTY	COUNTY JAIL. . . . .	37	-	-	-	-	9	-	4	5
MONROE COUNTY	COUNTY JAIL. . . . .	3	-	-	-	-	2	1	-	1
MONTGOMERY COUNTY	COUNTY JAIL. . . . .	208	-	-	-	-	-	-	-	-
	DAYTON CITY REHAB. CENTER. . . . .	105	-	-	-	-	15	-	10	5
	DAYTON CITY JAIL. . . . .	49	-	-	-	-	1	1	-	-
	MIAMISBURG CITY JAIL. . . . .	4	-	-	-	-	2	-	-	2
MORGAN COUNTY	COUNTY JAIL. . . . .	2	-	-	-	-	2	-	2	-
MORROW COUNTY	COUNTY JAIL. . . . .	10	-	-	-	-	-	-	-	-
MUSKINGUM COUNTY	COUNTY JAIL. . . . .	24	-	-	-	-	-	-	-	-
NOBLE COUNTY	COUNTY JAIL. . . . .	2	-	-	-	-	-	-	-	-
OTTAWA COUNTY	COUNTY JAIL. . . . .	11	-	-	-	-	-	-	-	-
PAULDING COUNTY	COUNTY JAIL. . . . .	10	-	-	-	-	-	-	-	-
PERRY COUNTY	COUNTY JAIL. . . . .	4	-	-	-	-	4	-	-	4
PICKAWAY COUNTY	COUNTY JAIL. . . . .	36	-	-	-	-	2	1	1	-
PIKE COUNTY	COUNTY JAIL. . . . .	8	-	-	-	-	-	-	-	-
PORTAGE COUNTY	COUNTY JAIL. . . . .	51	-	-	-	-	1	-	-	1
PREBLE COUNTY	COUNTY JAIL. . . . .	11	-	-	-	-	3	-	2	1
PUTNAM COUNTY	COUNTY JAIL. . . . .	7	-	-	-	-	-	-	-	-
RICHLAND COUNTY	COUNTY JAIL. . . . .	51	-	-	-	-	1	1	-	-
	MANSFIELD CITY JAIL. . . . .	12	-	-	-	-	2	-	1	1

See footnote at end of table.

Table 6. Inmates held for other authorities on February 15, 1978, by county, by local jail within county—Continued

Name of county	Name of jail	Total number of inmates on February 15, 1978	Number of inmates held as a result of over-crowding				Number of inmates held for other reasons			
			Total	Federal	State	Other local	Total	Federal	State	Other local
OHIO--CONTINUED										
RICHLAND COUNTY--CONTINUED	SHELBY CITY JAIL . . . . .	3	-	-	-	-	-	-	-	-
ROSS COUNTY	COUNTY JAIL. . . . .	43	-	-	-	-	-	-	-	-
SANDUSKY COUNTY	COUNTY JAIL. . . . .	23	-	-	-	-	-	-	-	-
SCIOTO COUNTY	COUNTY JAIL. . . . .	19	1	-	-	1	2	-	2	-
SENECA COUNTY	COUNTY JAIL. . . . .	20	-	-	-	-	-	-	-	-
	FOSTORIA CITY JAIL . . . . .	1	-	-	-	-	1	-	-	1
SHELBY COUNTY	COUNTY JAIL. . . . .	12	2	-	-	2	-	-	-	-
STARK COUNTY	COUNTY JAIL. . . . .	168	-	-	-	-	4	2	1	1
SUMMIT COUNTY	COUNTY JAIL. . . . .	172	-	-	-	-	15	15	-	-
	AKRON CITY WORKHOUSE . . . . .	42	-	-	-	-	-	-	-	-
	TWINSBURG CITY JAIL. . . . .	-	-	-	-	-	-	-	-	-
TRUMBULL COUNTY	COUNTY JAIL. . . . .	69	-	-	-	-	1	1	-	-
	GIRARD CITY JAIL . . . . .	-	-	-	-	-	-	-	-	-
	NEWTON FALLS CITY JAIL . . . . .	-	-	-	-	-	-	-	-	-
	NILES CITY JAIL. . . . .	5	-	-	-	-	-	-	-	-
	WARREN CITY JAIL . . . . .	12	-	-	-	-	-	-	-	-
TUSCARAWAS COUNTY	COUNTY JAIL. . . . .	25	9	-	-	9	-	-	-	-
UNION COUNTY	COUNTY JAIL. . . . .	9	-	-	-	-	-	-	-	-
VAN WERT COUNTY	COUNTY JAIL. . . . .	9	-	-	-	-	2	-	2	-
VINTON COUNTY	COUNTY JAIL. . . . .	3	-	-	-	-	-	-	-	-
WARREN COUNTY	COUNTY JAIL. . . . .	35	-	-	-	-	-	-	-	-
	LEBANON CITY JAIL. . . . .	2	-	-	-	-	-	-	-	-
WASHINGTON COUNTY	COUNTY JAIL. . . . .	25	-	-	-	-	6	2	-	4
WAYNE COUNTY	COUNTY JAIL. . . . .	13	9	-	-	9	-	-	-	-
	ORRVILLE CITY JAIL . . . . .	1	-	-	-	-	1	-	-	1
WILLIAMS COUNTY	COUNTY JAIL. . . . .	13	-	-	-	-	-	-	-	-
WOOD COUNTY	COUNTY JAIL. . . . .	23	-	-	-	-	-	-	-	-
WYANDOT COUNTY	COUNTY JAIL. . . . .	11	-	-	-	-	-	-	-	-
STATE TOTAL		5 377	345	12	9	324	356	149	102	105

See footnote at end of table.

Table 6. Inmates held for other authorities on February 15, 1978, by county, by local jail within county—Continued

Name of county	Name of jail	Total number of inmates on February 15, 1978	Number of inmates held as a result of over-crowding				Number of inmates held for other reasons			
			Total	Federal	State	Other local	Total	Federal	State	Other local
SOUTH DAKOTA (44 JAILS)										
BEADLE COUNTY	COUNTY JAIL. . . . .	7	-	-	-	-	-	-	-	-
BENNETT COUNTY	COUNTY JAIL. . . . .	6	-	-	-	-	1	1	-	-
BON HOMME COUNTY	COUNTY JAIL. . . . .	11	-	-	-	-	-	-	-	-
BROOKINGS COUNTY	COUNTY JAIL. . . . .	10	-	-	-	-	1	-	-	1
BROWN COUNTY	COUNTY JAIL. . . . .	12	-	-	-	-	3	3	-	-
BRULE COUNTY	COUNTY JAIL. . . . .	5	-	-	-	-	-	-	-	-
BUTTE COUNTY	COUNTY JAIL. . . . .	3	-	-	-	-	-	-	-	-
CHARLES MIX COUNTY	COUNTY JAIL. . . . .	3	-	-	-	-	-	-	-	-
CLAY COUNTY	COUNTY JAIL. . . . .	-	-	-	-	-	-	-	-	-
CODINGTON COUNTY	WATERTOWN CITY JAIL. . . . .	12	-	-	-	-	-	-	-	-
CORSON COUNTY	COUNTY JAIL. . . . .	-	-	-	-	-	-	-	-	-
DAVISON COUNTY	COUNTY JAIL. . . . .	16	-	-	-	-	2	-	-	2
DAY COUNTY	COUNTY JAIL. . . . .	-	-	-	-	-	-	-	-	-
EDMUNDS COUNTY	COUNTY JAIL. . . . .	-	-	-	-	-	-	-	-	-
FALL RIVER COUNTY	COUNTY JAIL. . . . .	17	-	-	-	-	2	-	1	1
FAULK COUNTY	COUNTY JAIL. . . . .	-	-	-	-	-	-	-	-	-
GRANT COUNTY	HILBANK DETENTION CENTER . . . . .	1	-	-	-	-	-	-	-	-
GREGORY COUNTY	COUNTY JAIL. . . . .	2	-	-	-	-	-	-	-	-
	GREGORY CITY JAIL. . . . .	-	-	-	-	-	-	-	-	-
HAND COUNTY	COUNTY JAIL. . . . .	-	-	-	-	-	-	-	-	-
HUGHES COUNTY	COUNTY JAIL. . . . .	10	-	-	-	-	4	4	-	-
HYDE COUNTY	COUNTY JAIL. . . . .	2	-	-	-	-	-	-	-	-
JACKSON COUNTY	COUNTY JAIL. . . . .	-	-	-	-	-	-	-	-	-
JONES COUNTY	COUNTY JAIL. . . . .	-	-	-	-	-	-	-	-	-
LAKE COUNTY	COUNTY JAIL. . . . .	2	-	-	-	-	-	-	-	-
LAWRENCE COUNTY	COUNTY JAIL. . . . .	17	9	8	-	1	-	-	-	-
LINCOLN COUNTY	COUNTY JAIL. . . . .	-	-	-	-	-	-	-	-	-
MCCOOK COUNTY	COUNTY JAIL. . . . .	1	-	-	-	-	-	-	-	-
MARSHALL COUNTY	COUNTY JAIL. . . . .	2	-	-	-	-	-	-	-	-
MEADE COUNTY	COUNTY JAIL. . . . .	3	-	-	-	-	-	-	-	-
MELLETT COUNTY	COUNTY JAIL. . . . .	-	-	-	-	-	-	-	-	-
MINNEHAHA COUNTY	COUNTY JAIL. . . . .	48	-	-	-	-	5	3	-	2
MOODY COUNTY	COUNTY JAIL. . . . .	1	-	-	-	-	-	-	-	-
PENNINGTON COUNTY	COUNTY JAIL. . . . .	37	-	-	-	-	6	6	-	-
PERKINS COUNTY	COUNTY JAIL. . . . .	-	-	-	-	-	-	-	-	-
POTTER COUNTY	COUNTY JAIL. . . . .	-	-	-	-	-	-	-	-	-
ROBERTS COUNTY	COUNTY JAIL. . . . .	6	-	-	-	-	-	-	-	-
SPINK COUNTY	COUNTY JAIL. . . . .	1	-	-	-	-	-	-	-	-
TRIPP COUNTY	COUNTY JAIL. . . . .	9	-	-	-	-	-	-	-	-
	WINNER CITY JAIL . . . . .	-	-	-	-	-	-	-	-	-
TURNER COUNTY	COUNTY JAIL. . . . .	-	-	-	-	-	-	-	-	-
WALWORTH COUNTY	COUNTY JAIL. . . . .	3	-	-	-	-	-	-	-	-
	MOBRIDGE CITY JAIL . . . . .	1	-	-	-	-	1	-	1	-
YANKTON COUNTY	YANKTON CITY JAIL. . . . .	5	1	-	-	1	-	-	-	-
STATE TOTAL		253	10	8	-	2	25	17	2	6

See footnote at end of table.

Table 6. Inmates held for other authorities on February 15, 1978, by county, by local jail within county—Continued

Name of county	Name of jail	Total number of inmates on February 15, 1978	Number of inmates held as a result of over-crowding				Number of inmates held for other reasons			
			Total	Federal	State	Other local	Total	Federal	State	Other local
WISCONSIN (70 JAILS)										
ADAMS COUNTY	COUNTY JAIL. . . . .	7	-	-	-	-	1	1	-	-
ASHLAND COUNTY	COUNTY JAIL. . . . .	3	1	-	-	1	1	-	-	1
BARRON COUNTY	COUNTY JAIL. . . . .	13	-	-	-	-	-	-	-	-
BROWN COUNTY	COUNTY JAIL. . . . .	54	-	-	-	-	-	-	-	-
BUFFALO COUNTY	COUNTY JAIL. . . . .	4	-	-	-	-	-	-	-	-
BURNETT COUNTY	COUNTY JAIL. . . . .	1	-	-	-	-	1	-	-	1
CALUMET COUNTY	COUNTY JAIL. . . . .	6	-	-	-	-	-	-	-	-
CHIPPEWA COUNTY	COUNTY JAIL. . . . .	5	-	-	-	-	-	-	-	-
CLARK COUNTY	COUNTY JAIL. . . . .	6	-	-	-	-	-	-	-	-
COLUMBIA COUNTY	COUNTY JAIL. . . . .	10	-	-	-	-	2	1	1	-
CRAWFORD COUNTY	COUNTY JAIL. . . . .	8	-	-	-	-	-	-	-	-
DANE COUNTY	COUNTY JAIL. . . . .	123	1	-	-	1	5	5	-	-
DODGE COUNTY	COUNTY JAIL. . . . .	16	-	-	-	-	2	-	2	-
DOOR COUNTY	COUNTY JAIL. . . . .	5	-	-	-	-	-	-	-	-
DOUGLAS COUNTY	COUNTY JAIL. . . . .	20	-	-	-	-	4	-	4	-
DUNN COUNTY	COUNTY JAIL. . . . .	14	-	-	-	-	-	-	-	-
EAU CLAIRE COUNTY	COUNTY JAIL. . . . .	42	-	-	-	-	-	-	-	-
FOND DU LAC COUNTY	COUNTY JAIL. . . . .	15	-	-	-	-	-	-	-	-
FOREST COUNTY	COUNTY JAIL. . . . .	8	-	-	-	-	2	1	1	-
GRANT COUNTY	COUNTY JAIL. . . . .	11	-	-	-	-	-	-	-	-
GREEN COUNTY	COUNTY JAIL. . . . .	9	-	-	-	-	-	-	-	-
GREEN LAKE COUNTY	COUNTY JAIL. . . . .	1	-	-	-	-	-	-	-	-
IOWA COUNTY	COUNTY JAIL. . . . .	6	-	-	-	-	-	-	-	-
IRON COUNTY	COUNTY JAIL. . . . .	-	-	-	-	-	-	-	-	-
JACKSON COUNTY	COUNTY JAIL. . . . .	10	-	-	-	-	2	-	2	-
JEFFERSON COUNTY	COUNTY JAIL. . . . .	22	-	-	-	-	1	-	1	-
JUNEAU COUNTY	COUNTY JAIL. . . . .	14	-	-	-	-	-	-	-	-
KENOSHA COUNTY	COUNTY JAIL. . . . .	61	-	-	-	-	-	-	-	-
KEWAUNEE COUNTY	COUNTY JAIL. . . . .	5	-	-	-	-	1	-	-	1
LA CROSSE COUNTY	COUNTY JAIL. . . . .	25	-	-	-	-	-	-	-	-
LAFAYETTE COUNTY	COUNTY JAIL. . . . .	2	-	-	-	-	-	-	-	-
LANGLADE COUNTY	COUNTY JAIL. . . . .	7	-	-	-	-	-	-	-	-
LINCOLN COUNTY	COUNTY JAIL. . . . .	15	-	-	-	-	-	-	-	-
MARITOWOC COUNTY	COUNTY JAIL. . . . .	25	-	-	-	-	-	-	-	-
MARATHON COUNTY	COUNTY JAIL. . . . .	32	-	-	-	-	-	-	-	-
MARINETTE COUNTY	COUNTY JAIL. . . . .	14	-	-	-	-	-	-	-	-
MARQUETTE COUNTY	COUNTY JAIL. . . . .	1	-	-	-	-	-	-	-	-
HILWAUKEE COUNTY	COUNTY JAIL. . . . .	283	-	-	-	-	22	-	18	4
	COUNTY HOUSE OF CORRECTION .	356	10	-	-	10	-	-	-	-
MONROE COUNTY	COUNTY JAIL. . . . .	11	-	-	-	-	-	-	-	-
OCONTO COUNTY	COUNTY JAIL. . . . .	17	-	-	-	-	-	-	-	-
ONEIDA COUNTY	COUNTY JAIL. . . . .	19	-	-	-	-	1	-	1	-
OUTAGAMIE COUNTY	COUNTY JAIL. . . . .	30	-	-	-	-	-	-	-	-
OZAUKEE COUNTY	COUNTY JAIL. . . . .	17	-	-	-	-	1	-	-	1
PEPIN COUNTY	COUNTY JAIL. . . . .	-	-	-	-	-	-	-	-	-
PIERCE COUNTY	COUNTY JAIL. . . . .	12	-	-	-	-	1	-	1	-
POLK COUNTY	COUNTY JAIL. . . . .	7	-	-	-	-	-	-	-	-
PORTAGE COUNTY	COUNTY JAIL. . . . .	24	-	-	-	-	-	-	-	-

See footnote at end of table.

Table 6. Inmates held for other authorities on February 15, 1978, by county, by local jail within county—Continued

Name of county	Name of jail	Total number of inmates on February 15, 1978	Number of inmates held as a result of over-crowding				Number of inmates held for other reasons			
			Total	Federal	State	Other local	Total	Federal	State	Other local
WISCONSIN--CONTINUED										
PRICE COUNTY	COUNTY JAIL. . . . .	13	-	-	-	-	-	-	-	-
RACINE COUNTY	COUNTY JAIL. . . . .	94	-	-	-	-	-	-	-	-
RICHLAND COUNTY	COUNTY JAIL. . . . .	4	-	-	-	-	-	-	-	-
ROCK COUNTY	COUNTY JAIL. . . . .	74	-	-	-	-	-	-	-	-
RUSK COUNTY	COUNTY JAIL. . . . .	3	-	-	-	-	-	-	-	-
ST. CROIX COUNTY	COUNTY JAIL. . . . .	13	-	-	-	-	-	-	-	-
SAUK COUNTY	COUNTY JAIL. . . . .	16	-	-	-	-	-	-	-	-
SAWYER COUNTY	COUNTY JAIL. . . . .	4	-	-	-	-	-	-	-	-
SHAWANO COUNTY	COUNTY JAIL. . . . .	14	-	-	-	-	-	-	-	-
SHEBOYGAN COUNTY	COUNTY JAIL. . . . .	31	1	-	-	1	1	-	1	-
TAYLOR COUNTY	COUNTY JAIL. . . . .	3	-	-	-	-	-	-	-	-
TREMPEALEAU COUNTY	COUNTY JAIL. . . . .	-	-	-	-	-	-	-	-	-
VERNON COUNTY	COUNTY JAIL. . . . .	7	-	-	-	-	3	-	2	1
VILAS COUNTY	COUNTY JAIL. . . . .	6	-	-	-	-	-	-	-	-
WALWORTH COUNTY	COUNTY JAIL. . . . .	17	1	-	-	1	-	-	-	-
WASHBURN COUNTY	COUNTY JAIL. . . . .	1	-	-	-	-	-	-	-	-
WASHINGTON COUNTY	COUNTY JAIL. . . . .	15	-	-	-	-	-	-	-	-
WAUKESHA COUNTY	COUNTY JAIL. . . . .	69	-	-	-	-	3	3	-	-
WAUPACA COUNTY	COUNTY JAIL. . . . .	15	-	-	-	-	-	-	-	-
WAUSHARA COUNTY	COUNTY JAIL. . . . .	3	-	-	-	-	1	-	-	1
WINNEBAGO COUNTY	COUNTY JAIL. . . . .	43	-	-	-	-	3	-	3	-
WOOD COUNTY	COUNTY JAIL. . . . .	23	-	-	-	-	1	-	-	1
STATE TOTAL	. . . . .	1 864	14	-	-	14	59	11	37	11

- Represents zero or rounds to zero.

Table 7. Institutional services, by county, by local jail within county

Name of county	Name of jail	Drug related services (Y Yes, N No)			Alcohol related services (Y Yes, N No)				
		Drug diagnostic tests are administered to inmates upon admission	Drug counseling is offered to inmates			Alcohol diagnostic tests are administered to inmates upon admission	Alcohol counseling is offered to inmates		
			Yes, run by institution	Yes, run by outside organization	No		Yes, run by institution	Yes, run by outside organization	No
ILLINOIS									
CHAMPAIGN COUNTY	COUNTY JAIL. . . . .	N		Y	N		Y		
COOK COUNTY	COUNTY JAIL--DIVISION 1. . .	Y	Y		Y		Y		
	COUNTY JAIL--DIVISION 2. . .	Y	Y		Y		Y		
	CO. WOMENS CORRECTIONAL CTR. COUNTY JAIL--DIVISION 4. . .	Y	Y		Y		Y		
DU PAGE COUNTY	COUNTY JAIL. . . . .	N		Y	N		Y		
KANE COUNTY	COUNTY JAIL. . . . .	N		Y	N		Y		
KANKAKEE COUNTY	COUNTY JAIL. . . . .	N		Y	N		Y		
LAKE COUNTY	COUNTY JAIL. . . . .	N		Y	N		Y		
MCLEAN COUNTY	COUNTY JAIL. . . . .	N	Y		N		Y		
MACON COUNTY	COUNTY JAIL. . . . .	N		Y	N		Y		
MADISON COUNTY	COUNTY JAIL. . . . .	N		Y	N		Y		
PEORIA COUNTY	COUNTY JAIL. . . . .	N		Y	N		Y		
ROCK ISLAND COUNTY	COUNTY JAIL. . . . .	N			N				N
ST. CLAIR COUNTY	COUNTY JAIL. . . . .	N		Y	N		Y		
SANGAMON COUNTY	COUNTY JAIL. . . . .	N		Y	N		Y		
VERMILION COUNTY	COUNTY JAIL. . . . .	N		Y	N		Y		
WILL COUNTY	COUNTY JAIL. . . . .	N			N		Y		
WINNEBAGO COUNTY	COUNTY JAIL. . . . .	N	Y		N		Y		
STATE TOTAL		N 15 Y 4	6	11	2	N 15 Y 4	6	12	1

See footnotes at end of table.

Table 7. Institutional services, by county, by local jail within county—Continued

Name of county	Name of jail	Drug related services (Y Yes, N No)			Alcohol related services (Y Yes, N No)				
		Drug diagnostic tests are administered to inmates upon admission	Drug counseling is offered to inmates			Alcohol diagnostic tests are administered to inmates upon admission	Alcohol counseling is offered to inmates		
			Yes, run by institution	Yes, run by outside organization	No		Yes, run by institution	Yes, run by outside organization	No
INDIANA									
ALLEN COUNTY	COUNTY JAIL. . . . .	N		Y	N		Y		
CLARK COUNTY	COUNTY JAIL. . . . .	N	Y		N		Y		
ELKHART COUNTY	COUNTY JAIL. . . . .	N			N		Y		
LAKE COUNTY	COUNTY JAIL. . . . .	N			N				N
LA PORTE COUNTY	COUNTY JAIL. . . . .	Y			N		Y		
MADISON COUNTY	COUNTY JAIL. . . . .	N		Y	N		Y		
MARION CO.-INDIANAPOLIS CITY	MARION COUNTY JAIL. . . . .	N			N				N
PORTER COUNTY	COUNTY JAIL. . . . .	N			N		Y		
ST. JOSEPH COUNTY	COUNTY JAIL. . . . .	N		Y	N		Y		
VANDERBURGH COUNTY	COUNTY JAIL. . . . .	N		Y	N		Y		
STATE TOTAL		N 9 Y 1	1	5	4	N 8 Y 2	1	7	2

See footnotes at end of table.

Table 7. Institutional services, by county, by local jail within county—Continued

Name of county	Name of jail	Drug related services (Y Yes, N No)			Alcohol related services (Y Yes, N No)		
		Drug diagnostic tests are administered to inmates upon admission	Drug counseling is offered to inmates		Alcohol diagnostic tests are administered to inmates upon admission	Alcohol counseling is offered to inmates	
			Yes, run by institution	Yes, run by outside organization		No	Yes, run by institution
IOWA							
BLACK HAWK COUNTY	COUNTY JAIL. . . . .	N	Y	N	Y		
LINN COUNTY	COUNTY JAIL. . . . .	N	Y	N	Y		
POLK COUNTY	COUNTY JAIL. . . . .	N	Y	Y	Y		
SCOTT COUNTY	COUNTY JAIL. . . . .	N	Y	N	Y		
STATE TOTAL	. . . . .	N 4 Y 0	- 4	- -	N 3 Y 1	- 4	- -

See footnotes at end of table.

Table 7. Institutional services, by county, by local jail within county—Continued

Name of county	Name of jail	Drug related services (Y Yes, N No)				Alcohol related services (Y Yes, N No)			
		Drug diagnostic tests are administered to inmates upon admission	Drug counseling is offered to inmates			Alcohol diagnostic tests are administered to inmates upon admission	Alcohol counseling is offered to inmates		
			Yes, run by institution	Yes, run by outside organization	No		Yes, run by institution	Yes, run by outside organization	No
KANSAS									
SEDGWICK COUNTY	COUNTY JAIL. . . . .	Y			N	Y	Y		
SHAWNEE COUNTY	COUNTY JAIL. . . . .	N		Y	N	N	Y		
WYANDOTTE COUNTY	COUNTY JAIL. . . . .	N			N	N		N	
STATE TOTAL	. . . . .	Y 2 N 1	- -	1 2	N 2 Y 1	1 1	1 1	1 1	

See footnotes at end of table.



Table 7. Institutional services, by county, by local jail within county—Continued

Name of county	Name of jail	Drug related services (Y Yes, N No)			Alcohol related services (Y Yes, N No)				
		Drug diagnostic tests are administered to inmates upon admission	Drug counseling is offered to inmates		Alcohol diagnostic tests are administered to inmates upon admission	Alcohol counseling is offered to inmates			
			Yes, run by institution	Yes, run by outside organization		No	Yes, run by institution	Yes, run by outside organization	No
MICHIGAN									
BAY COUNTY	COUNTY JAIL. . . . .	N		Y		N		Y	
BERRIEN COUNTY	COUNTY JAIL. . . . .	N		Y		N		Y	
CALHOUN COUNTY	COUNTY JAIL. . . . .	N			N	N			N
GENESEE COUNTY	COUNTY JAIL. . . . .	N		Y		N		Y	
GRAND TRAVERSE COUNTY	COUNTY JAIL. . . . .	N			N	Y			N
INGHAM COUNTY	COUNTY JAIL. . . . .	Y		Y		Y	Y		
JACKSON COUNTY	COUNTY JAIL. . . . .	N			N	N			N
KALAMAZOO COUNTY	COUNTY JAIL. . . . .	Y		Y		Y		Y	
KENT COUNTY	COUNTY CORRECTIONAL FACILITY	N	Y			N	Y		
LENAWEE COUNTY	COUNTY JAIL. . . . .	N		Y		N		Y	
MACOMB COUNTY	COUNTY JAIL. . . . .	N		Y		N		Y	
MONROE COUNTY	COUNTY JAIL. . . . .	N		Y		N		Y	
MUSKEGON COUNTY	COUNTY JAIL. . . . .	N		Y		N		Y	
OAKLAND COUNTY	CO. LAW ENFORCEMENT COMPLEX.	N	Y			N	Y		
SAGINAW COUNTY	COUNTY JAIL. . . . .	N		Y		N		Y	
ST. CLAIR COUNTY	COUNTY JAIL. . . . .	N	Y			N	Y		
ST. JOSEPH COUNTY	COUNTY JAIL. . . . .	N		Y		N		Y	
WASHTENAW COUNTY	COUNTY JAIL. . . . .	N			N	N			N
WAYNE COUNTY	COUNTY DETENTION ANNEX . . .	N		Y		N		Y	
	COUNTY JAIL. . . . .	N	Y			N	Y	Y	
	DETROIT CITY HOUSE OF CORR..	Y		Y		N		Y	
STATE TOTAL	N, 18 Y, 3	4	13	4	N, 18 Y, 3	5	12	4	

See footnotes at end of table.

Table 7. Institutional services, by county, by local jail within county—Continued

Name of county	Name of jail	Drug related services (Y=Yes, N=No)			Alcohol related services (Y=Yes, N=No)				
		Drug diagnostic tests are administered to inmates upon admission	Drug counseling is offered to inmates		Alcohol diagnostic tests are administered to inmates upon admission	Alcohol counseling is offered to inmates			
			Yes, run by institution	Yes, run by outside organization		No	Yes, run by institution	Yes, run by outside organization	No
MINNESOTA									
HENNEPIN COUNTY	COUNTY CORRECTION FACILITY . COUNTY JAIL. . . . .	N N	Y	Y	N	N N	Y	Y	N
RAMSEY COUNTY	COUNTY WORKSHOP. . . . . COUNTY JAIL. . . . .	N N	Y	Y		N N	Y	Y	
ST. LOUIS COUNTY	NE REGIONAL CORRECTIONS CTR. COUNTY JAIL. . . . .	N N	Y		N	N N	Y	Y	
STATE TOTAL	. . . . .	N 6 Y 0	3	2	2	N 6 Y 0	3	3	1

See footnotes at end of table.

Table 7. Institutional services, by county, by local jail within county—Continued

Name of county	Name of jail	Drug related services (Y=Yes, N=No)			Alcohol related services (Y=Yes, N=No)				
		Drug diagnostic tests are administered to inmates upon admission	Drug counseling is offered to inmates		Alcohol diagnostic tests are administered to inmates upon admission	Alcohol counseling is offered to inmates			
			Yes, run by institution	Yes, run by outside organization		No	Yes, run by institution	Yes, run by outside organization	No
MISSOURI									
BOONE COUNTY	COUNTY JAIL. . . . .	N		Y		N		Y	
CLAY COUNTY	COUNTY JAIL. . . . .	N				N		N	
GREENE COUNTY	COUNTY JAIL. . . . .	N				N		N	
JACKSON COUNTY	COUNTY JAIL. . . . .	N		Y		N		Y	
	KANSAS CITY MUN. CORR. INST.	N	Y	Y		N	Y	Y	
JASPER COUNTY	COUNTY JAIL. . . . .	Y		Y		Y		Y	
ST. LOUIS COUNTY	COUNTY JAIL. . . . .	N		Y		N		Y	
	COUNTY CORRECTIONAL INST.	N	Y	Y		N	Y	Y	
ST. LOUIS CITY	ST. LOUIS MUNICIPAL JAIL . .	N		Y		N		Y	
	MEDIUM SECURITY INSTITUTION.	N		Y		N		Y	
STATE TOTAL	. . . . .	N 9 Y 1	2	8	2	N 9 Y 1	3	8	1

See footnotes at end of table.

Table 7. Institutional services, by county, by local jail within county—Continued

Name of county	Name of jail	Drug related services (Y=Yes, N=No)			Alcohol related services (Y=Yes, N=No)				
		Drug diagnostic tests are administered to inmates upon admission	Drug counseling is offered to inmates		Alcohol diagnostic tests are administered to inmates upon admission	Alcohol counseling is offered to inmates			
			Yes, run by institution	Yes, run by outside organization		No	Yes, run by institution	Yes, run by outside organization	No
NEBRASKA									
DOUGLAS COUNTY	CLEARVIEW MINIMUM SECURITY COUNTY JAIL. . . . .	Y		Y		N		Y	
LANCASTA COUNTY	LINCOLN CITY-COUNTY JAIL . .	N				N		Y	
STATE TOTAL	. . . . .	N 3 Y 0	1	2	1	N 3 Y 0	1	3	-

See footnotes at end of table.

Table 7. Institutional services, by county, by local jail within county—Continued

Name of county	Name of jail	Drug related services (Y=Yes, N=No)			Alcohol related services (Y=Yes, N=No)				
		Drug diagnostic tests are administered to inmates upon admission	Drug counseling is offered to inmates		Alcohol diagnostic tests are administered to inmates upon admission	Alcohol counseling is offered to inmates			
			Yes, run by institution	Yes, run by outside organization		No	Yes, run by institution	Yes, run by outside organization	No
OHIO									
ALLEN COUNTY	COUNTY JAIL. . . . .	N			N				N
BUTLER COUNTY	COUNTY JAIL. . . . .	N		Y	N		Y		
CLARK COUNTY	COUNTY JAIL. . . . .	Y		Y	N				
CUYAHOGA COUNTY	COUNTY JAIL. . . . .	N		Y	N				N
	CLEVELAND CITY HSE. OF CORR.	Y		Y	Y		Y		
FRANKLIN COUNTY	COUNTY CORRECTIONS CENTER.	N		Y	N		Y		
	COLUMBUS WOMENS CORR. INST.	N		Y	N		Y		
	COLUMBUS CITY WORKHOUSE. . .	N		Y	N		Y		
	COLUMBUS CITY JAIL. . . . .	N		Y	N		Y		
GREENE COUNTY	COUNTY JAIL. . . . .	N		Y	N		Y		
HAMILTON COUNTY	COUNTY JAIL. . . . .	N			N				N
	CINCINNATI COMM. CORR. INST.	N		Y	N		Y		
LAKE COUNTY	COUNTY JAIL. . . . .	N		Y	N		Y		
LICKING COUNTY	COUNTY JAIL. . . . .	N		Y	N		Y		
LORAIN COUNTY	COUNTY JAIL. . . . .	N			N		Y		
LUCAS COUNTY	COUNTY JAIL. . . . .	N		Y	N		Y		
	TOLEDO CITY HOUSE OF CORR. . .	N		Y	N		Y		
MAHONING COUNTY	COUNTY JAIL. . . . .	N	Y		N		Y		
MONTGOMERY COUNTY	COUNTY JAIL. . . . .	N		Y	N		Y		
	DAYTON CITY REHAB. CENTER. . .	Y		Y	N		Y		
PORTAGE COUNTY	COUNTY JAIL. . . . .	N			N				N
STARK COUNTY	COUNTY JAIL. . . . .	N		Y	N		Y		
SUMMIT COUNTY	COUNTY JAIL. . . . .	N		Y	N		Y		
TRUMBULL COUNTY	COUNTY JAIL. . . . .	N		Y	N		Y		
STATE TOTAL	. . . . .	N 21 Y 3	1	19	4	N 23 Y 1	1	19	4

See footnotes at end of table.

Table 7. Institutional services, by county, by local jail within county—Continued

Name of county	Name of jail	Drug related services (Y=Yes, N=No)			Alcohol related services (Y=Yes, N=No)				
		Drug diagnostic tests are administered to inmates upon admission	Drug counseling is offered to inmates		Alcohol diagnostic tests are administered to inmates upon admission	Alcohol counseling is offered to inmates			
			Yes, run by institution	Yes, run by outside organization		No	Yes, run by institution	Yes, run by outside organization	No
SOUTH DAKOTA									
MINNEHAHA COUNTY	COUNTY JAIL. . . . .	N			N			N	
PENNINGTON COUNTY	COUNTY JAIL. . . . .	N		Y	N		Y		
STATE TOTAL	. . . . .	N 2 Y 0	-	1	1	N 1 Y 1	-	1	1

See footnotes at end of table.

Table 7. Institutional services, by county, by local jail within county—Continued

Name of county	Name of jail	Drug related services (Y=Yes, N=No)				Alcohol related services (Y=Yes, N=No)			
		Drug diagnostic tests are administered to inmates upon admission	Drug counseling is offered to inmates			Alcohol diagnostic tests are administered to inmates upon admission	Alcohol counseling is offered to inmates		
			Yes, run by institution	Yes, run by outside organization	No		Yes, run by institution	Yes, run by outside organization	No
WISCONSIN									
BROWN COUNTY	COUNTY JAIL. . . . .	N		Y		N		Y	
DANE COUNTY	COUNTY JAIL. . . . .	N		Y		N		Y	
KENOSHA COUNTY	COUNTY JAIL. . . . .	Y		Y		Y		Y	
MILWAUKEE COUNTY	COUNTY JAIL. . . . .	N		Y		N		Y	
	COUNTY HOUSE OF CORRECTION	N		Y		N		Y	
RACINE COUNTY	COUNTY JAIL. . . . .	(NA)		(NA)		(NA)		(NA)	
ROCK COUNTY	COUNTY JAIL. . . . .	N		Y		N		Y	
WAUKESHA COUNTY	COUNTY JAIL. . . . .	N		Y		N		Y	
STATE TOTAL	. . . . .	N 6 Y 1	-	7	-	N 6 Y 1	-	7	-

- Represents zero or rounds to zero.  
NA Not available.

This page left blank to preserve table sequence.

















Table 8. Inmate mortality, by county, by local jail within county—Continued

Name of county	Name of jail	For 1977, the number of inmates who died while confined in this jail				Cause of death													
		Total	Adult males	Adult females	Juveniles	Illness/natural causes				Suicide									
						Total	Adult males	Adult females	Juveniles	Total	Adult males	Adult females	Juveniles						
NEBRASKA																			
ADAMS COUNTY	COUNTY JAIL. . . . .	1	1	-	-	1	1	-	-	-	-	-	-	-	-	-	-	-	-
BUFFALO COUNTY	COUNTY JAIL. . . . .	1	1	-	-	-	-	-	-	1	1	-	-	-	-	-	-	-	-
LANCASTER COUNTY	LINCOLN CITY/COUNTY JAIL . .	1	1	-	-	-	-	-	-	1	1	-	-	-	-	-	-	-	-
STATE TOTAL	. . . . .	3	3	-	-	1	1	-	-	2	2	-	-	-	-	-	-	-	-

See footnotes at end of table.

Table 8. Inmate mortality, by county, by local jail within county—Continued

Name of county	Name of jail	Cause of death--Continued																		
		Accidental injury to self				Injury by another person				Other death										
		Total	Adult males	Adult females	Juveniles	Total	Adult males	Adult females	Juveniles	Total	Adult males	Adult females	Juveniles							
NEBRASKA																				
ADAMS COUNTY	COUNTY JAIL. . . . .	-	-	-	-	-	-	-	-	-	-	-	-	-	-	-	-	-	-	-
BUFFALO COUNTY	COUNTY JAIL. . . . .	-	-	-	-	-	-	-	-	-	-	-	-	-	-	-	-	-	-	-
LANCASTER COUNTY	LINCOLN CITY/COUNTY JAIL . .	-	-	-	-	-	-	-	-	-	-	-	-	-	-	-	-	-	-	-
STATE TOTAL	. . . . .	-	-	-	-	-	-	-	-	-	-	-	-	-	-	-	-	-	-	-

**CONTINUED**

**3 OF 4**





Table 8. Inmate mortality, by county, by local jail within county—Continued

Name of county	Name of jail	For 1977, the number of inmates who died while confined in this jail				Cause of death								
		Total	Adult males	Adult females	Juveniles	Illness/natural causes				Suicide				
						Total	Adult males	Adult females	Juveniles	Total	Adult males	Adult females	Juveniles	
OHIO														
BUTLER COUNTY	COUNTY JAIL. . . . .	2	2	-	-	1	1	-	-	1	1	-	-	-
CLERMONT COUNTY	COUNTY JAIL. . . . .	1	-	1	-	-	-	-	-	1	-	1	-	-
CUYAHOGA COUNTY	EUCLID CITY JAIL. . . . .	1	1	-	-	-	-	-	-	1	1	-	-	-
ERIE COUNTY	SANDUSKY CITY JAIL. . . . .	1	1	-	-	1	1	-	-	-	-	-	-	-
FRANKLIN COUNTY	COUNTY CORRECTIONS CENTER. . . . .	1	1	-	-	-	-	-	-	1	1	-	-	-
	COLUMBUS CITY JAIL. . . . .	2	2	-	-	1	1	-	-	1	1	-	-	-
GALLIA COUNTY	COUNTY JAIL. . . . .	1	1	-	-	-	-	-	-	1	1	-	-	-
GREENE COUNTY	COUNTY JAIL. . . . .	1	1	-	-	1	1	-	-	-	-	-	-	-
	FAIRBORN CITY JAIL. . . . .	1	1	-	-	-	-	-	-	1	1	-	-	-
HAMILTON COUNTY	COUNTY JAIL. . . . .	2	2	-	-	1	1	-	-	-	-	-	-	-
KNOX COUNTY	COUNTY JAIL. . . . .	1	1	-	-	1	1	-	-	-	-	-	-	-
LAWRENCE COUNTY	IRONTON CITY JAIL. . . . .	2	2	-	-	1	1	-	-	1	1	-	-	-
LUCAS COUNTY	COUNTY JAIL. . . . .	1	1	-	-	-	-	-	-	1	1	-	-	-
MAHONING COUNTY	YOUNGSTOWN CITY JAIL. . . . .	1	1	-	-	-	-	-	-	-	-	-	-	-
MIAMI COUNTY	COUNTY JAIL. . . . .	1	1	-	-	-	-	-	-	1	1	-	-	-
MONTGOMERY COUNTY	DAYTON CITY JAIL. . . . .	4	3	1	-	-	-	-	-	4	3	1	-	-
PICKAWAY COUNTY	COUNTY JAIL. . . . .	1	1	-	-	1	1	-	-	-	-	-	-	-
RICHLAND COUNTY	COUNTY JAIL. . . . .	1	1	-	-	1	1	-	-	-	-	-	-	-
ROSS COUNTY	COUNTY JAIL. . . . .	1	1	-	-	1	1	-	-	-	-	-	-	-
SCIOTO COUNTY	COUNTY JAIL. . . . .	1	1	-	-	-	-	-	-	1	1	-	-	-
SUMMIT COUNTY	COUNTY JAIL. . . . .	3	3	-	-	-	-	-	-	3	3	-	-	-
TRUMBULL COUNTY	WARREN CITY JAIL. . . . .	1	1	-	-	-	-	-	-	1	1	-	-	-
VINTON COUNTY	COUNTY JAIL. . . . .	1	1	-	-	-	-	-	-	1	1	-	-	-
WAYNE COUNTY	COUNTY JAIL. . . . .	1	1	-	-	-	-	-	-	1	1	-	-	-
STATE TOTAL		33	31	2	-	10	10	-	-	21	19	2	-	-

See footnotes at end of table.

Table 8. Inmate mortality, by county, by local jail within county—Continued

Name of county	Name of jail	Cause of death—Continued												
		Accidental injury to self				Injury by another person				Other death				
		Total	Adult males	Adult females	Juveniles	Total	Adult males	Adult females	Juveniles	Total	Adult males	Adult females	Juveniles	
OHIO														
BUTLER COUNTY	COUNTY JAIL. . . . .	-	-	-	-	-	-	-	-	-	-	-	-	-
CLERMONT COUNTY	COUNTY JAIL. . . . .	-	-	-	-	-	-	-	-	-	-	-	-	-
CUYAHOGA COUNTY	EUCLID CITY JAIL. . . . .	-	-	-	-	-	-	-	-	-	-	-	-	-
ERIE COUNTY	SANDUSKY CITY JAIL. . . . .	-	-	-	-	-	-	-	-	-	-	-	-	-
FRANKLIN COUNTY	COUNTY CORRECTIONS CENTER. . . . .	-	-	-	-	-	-	-	-	-	-	-	-	-
	COLUMBUS CITY JAIL. . . . .	-	-	-	-	-	-	-	-	-	-	-	-	-
GALLIA COUNTY	COUNTY JAIL. . . . .	-	-	-	-	-	-	-	-	-	-	-	-	-
GREENE COUNTY	COUNTY JAIL. . . . .	-	-	-	-	-	-	-	-	-	-	-	-	-
	FAIRBORN CITY JAIL. . . . .	-	-	-	-	-	-	-	-	-	-	-	-	-
HAMILTON COUNTY	COUNTY JAIL. . . . .	-	-	-	-	1	1	-	-	-	-	-	-	-
KNOX COUNTY	COUNTY JAIL. . . . .	-	-	-	-	-	-	-	-	-	-	-	-	-
LAWRENCE COUNTY	IRONTON CITY JAIL. . . . .	-	-	-	-	-	-	-	-	-	-	-	-	-
LUCAS COUNTY	COUNTY JAIL. . . . .	-	-	-	-	-	-	-	-	-	-	-	-	-
MAHONING COUNTY	YOUNGSTOWN CITY JAIL. . . . .	1	1	-	-	-	-	-	-	-	-	-	-	-
MIAMI COUNTY	COUNTY JAIL. . . . .	-	-	-	-	-	-	-	-	-	-	-	-	-
MONTGOMERY COUNTY	DAYTON CITY JAIL. . . . .	-	-	-	-	-	-	-	-	-	-	-	-	-
PICKAWAY COUNTY	COUNTY JAIL. . . . .	-	-	-	-	-	-	-	-	-	-	-	-	-
RICHLAND COUNTY	COUNTY JAIL. . . . .	-	-	-	-	-	-	-	-	-	-	-	-	-
ROSS COUNTY	COUNTY JAIL. . . . .	-	-	-	-	-	-	-	-	-	-	-	-	-
SCIOTO COUNTY	COUNTY JAIL. . . . .	-	-	-	-	-	-	-	-	-	-	-	-	-
SUMMIT COUNTY	COUNTY JAIL. . . . .	-	-	-	-	-	-	-	-	-	-	-	-	-
TRUMBULL COUNTY	WARREN CITY JAIL. . . . .	-	-	-	-	-	-	-	-	-	-	-	-	-
VINTON COUNTY	COUNTY JAIL. . . . .	-	-	-	-	-	-	-	-	-	-	-	-	-
WAYNE COUNTY	COUNTY JAIL. . . . .	-	-	-	-	-	-	-	-	-	-	-	-	-
STATE TOTAL		1	1	-	-	1	1	-	-	-	-	-	-	-





APPENDIX A

Table 1. Future jails: jails closed for renovation on February 15, 1978, but that will reopen before December 31, 1982

Name and address of jail	Type of change planned*	Anticipated year of change	Number of beds to be added/removed	Total estimated cost (omit cents)	Have funds been committed?	Capacity before renovation	Total capacity after renovation
City Jail P.O. Box 580 Fort Collins, CO 80521.....	B	1978	-4	10,000	Yes	18	14
Parke County Jail <sup>1</sup> Rockville, IN 47872.....	(NA)	(NA)	(NA)	(NA)	(NA)	(NA)	(NA)
O'Brien County Jail Pringham, IA 51245.....	C	1978	-	(NA)	Yes	12	12
Gomanche County Jail Coldwater, KS 67029.....	C	1978	-	20,000	Yes	10	10
Franklin Parish Jail Couthouse Winnboro, LA 71295.....	A	1978	+4	170,000	Yes	28	32
Caldwell County Jail Kingston, MO 64650.....	C	1978	-	(NA)	Yes	4	4
Manhattan Community Residential Facility 151 West 118th Street New York, NY 10026.....	C	1978	-	270,000	Yes	69	69
Sargent County Jail P.O. Box 157 Forman, ND 58040.....	C	1978	-	80	Yes	4	4
Auglaize County Jail Wapakoneta, OH 45895.....	C	1978	-	(NA)	Yes	32	32
City Jail City Hall Drumright, OK 74030.....	B	1978	-4	20,000	Yes	14	10
Laurens County Jail P.O. Box 68 Laurens, SC 29360.....	A	1978	+49	754,000	Yes	26	75
Hills County Jail Drawer B Goldchwaite, TX 76844.....	B	1979	-4	100,000	No	14	10
Chelan County Jail P.O. Box 36 Wenatchee, WA 98801.....	A	1982	+100	4,000,000	No	40	140

\*A = Renovation or addition with increase in capacity  
 B = Renovation with decrease in capacity  
 C = Renovation with no change in capacity  
 D = Closing of part of facility with decrease in capacity  
 - Represents zero.  
 NA Not available.

<sup>1</sup>On July 7, 1977 the Parke County Jail burned down. They use the Clay County Jail. Plans to renovate the jail are uncertain at this time.

APPENDIX B

Table 2. Future jails: jails closed on February 15, 1978, but have definite plans to build or acquire new jails before December 31, 1982

Name and address of jail	Anticipated year in which new jail will be opened	Number of beds planned for the new jail	Total estimated cost (omit cents)	Have funds been committed?	Name and address of jail	Anticipated year in which new jail will be opened	Number of beds planned for the new jail	Total estimated cost (omit cents)	Have funds been committed?
Biscailuz Center Adult Detention Unit 1600 N. Eastern Avenue Los Angeles, CA 90063.....	1978	400	(NA)	Yes	Lyon County Jail 501 Paul Street Marshall, MN 56258.....	1979	26	1,500,000	Yes
Pasco County Detention Center P.O. Drawer 1047 Dade City, FL 33525.....	1980	130	(NA)	Yes	Pipestone County Jail P.O. Box 149 Pipestone, MN 56164.....	1978	9	1,000,000	Yes
Jones County Jail P.O. Box 874 Gray, GA 31032.....	1978	20	400,000	Yes	Sherburne County Jail 318 Lowell Avenue Elk River, MN 55330.....	1980	20-24	2,000,000	No
Logan County Jail Courthouse Lincoln, IL 62656.....	1978	29	1,300,000	Yes	New Madrid County Jail New Madrid, MO 63869.....	1980	42	450,000	Yes
Blackford County Jail Hartford, IN 47348.....	1978	5	50,000	Yes	Platte County Jail Courthouse Platte City, MO 64079.....	1979	29	800,000	Yes
Cass County Jail Logansport, IN 46947.....	1980	60	(NA)	Yes	City Jail P.O. Box 81 Circle, MT 59215.....	1978	8	20,000	No
Haskell County Jail Sublette, KS 67877.....	1978	4	200,000	Yes	Oregon City Jail 5330 Seaman Road Oregon, OH 43616.....	1982	30	2,000,000	No
Breckenridge County Jail Hardinsburg, KY 40143.....	1978	15	273,000	Yes	Anadarko City Jail 209 E. Main Street Anadarko, OK 73005.....	1979	18	570,000	No
Knott County Jail Hendman, KY 41822.....	1978	18	500,000	Yes	Oconee County Jail P.O. Box 327 Walhalla, SC 29691.....	1978	124	1,200,000	Yes
Menifee County Jail Frenchburg, KY 40322.....	1978	5	10,000	Yes	Union County Jail Elk Point, SD 57025.....	1978	12	(NA)	Yes
Rowan County Jail Morehead, KY 40351.....	1978	7	(NA)	Yes	Nolan County Jail P.O. Box 216 Sweetwater, TX 76556.....	1978	51	500,000	Yes
York County Jail Courthouse Alfred, ME 04072.....	1978	33	1,200,000	Yes	Witzel County Jail New Martinsville, WV 26155....	1978	16	1,000,000	Yes
Douglas County Jail P.O. Box 56 Alexandria, MN 56308.....	1978	21	950,000	Yes					

NA Not available.

APPENDIX C: SURVEY FORMS

FORM CJ-3 (1-5-78)		Information supplied by		
U.S. DEPARTMENT OF COMMERCE BUREAU OF THE CENSUS ACTING AS COLLECTING AGENT FOR LAW ENFORCEMENT ASSISTANCE ADMINISTRATION U.S. DEPARTMENT OF JUSTICE  <b>NATIONAL JAIL CENSUS</b>  <b>1978</b>		Name		
		Title		
		Official address - Number and street		
		City		
RETURN TO		Bureau of the Census 1201 East Tenth Street Jeffersonville, Indiana 47132		State
CENSUS USE ONLY		2	Telephone	
E		Area code		Number
				Extension
<p>FROM THE DIRECTOR BUREAU OF THE CENSUS</p> <p>The Bureau of the Census is conducting a special census of the Nation's jails for the Law Enforcement Assistance Administration (LEAA) of the U.S. Department of Justice. The census of jail facilities, along with a survey of inmates in selected jails, is being undertaken at the direction of the Congress. The purpose of the census is to determine existing and future needs in correctional facilities in the Nation and the adequacy of Federal, State, and local programs to meet such needs.</p> <p>Your cooperation in completing the questionnaire will be appreciated. If there are any items on the questionnaire for which the answer cannot be obtained from available records, reasonable estimates are requested. Simply indicate these estimates with an asterisk (*). The duplicate copy of the questionnaire is for your files. The addressed copy should be returned, preferably within 3 weeks, in the enclosed preaddressed envelope. If we can be of assistance in completing the questionnaire, please call us collect at (301) 763-2896.</p> <p>This report is authorized by the Omnibus Crime Control and Safe Streets Act of 1968, as amended (42 USC 3701). While you are not legally required to respond, your participation is needed to make the results of this census comprehensive, accurate, and timely.</p> <p>Sincerely,</p> <p><i>Manuel D. Plotkin</i></p> <p>MANUEL D. PLOTKIN</p> <p>Enclosures</p> <p>If the agency identified in the address box is no longer in operation, mark here and return this form in the enclosed preaddressed envelope → <input type="checkbox"/></p>				
PLEASE CORRECT ANY ERROR IN NAME AND ADDRESS INCLUDING ZIP CODE				

**INSTRUCTIONS**

Please answer all questions with respect to the facility identified on the mailing label. Do not include inmates in physically separate facilities which are affiliated with this facility. If there are any items on the questionnaire for which the answer cannot be obtained from available records, reasonable estimates are requested. Simply indicate these estimates with an asterisk (\*).

For purposes of this survey, a juvenile is defined as a person subject to juvenile court jurisdiction based on age and offense limitations as defined by State law. Persons above the statutory age limit for juveniles who are being held under special "youth" statutes, e.g., "youthful offenders" in California, "adolescents" or "minors" in New York, etc., should be considered as adults.

**1. How often do you hold people in this facility more than 48 hours?**  
Mark (X) one box  
1  Never — Do not complete remainder of questionnaire and return in the envelope provided  
2  Sometimes  
3  Usually or always

**2. NORMALLY, what is the maximum sentence that can be served in this jail by law?**  
Mark (X) one box  
1  Sentenced prisoners may not serve their terms in this jail  
2  Normally, the maximum sentence that may be served here is some definite period — Specify →  
3  No maximum; any length sentence may be served here

Number		
Years	Months	Days

**3. What types of persons are confined or held in this jail?**  
Mark (X) all that apply  
1  Adult males  
2  Adult females  
3  Juveniles (See definition in "Instructions" above)

**4. Is this jail structurally part of one of the following?**  
1  Police station  
2  Sheriff's office  
3  Courthouse  
4  Separate structure  
5  Other — Specify →

**5. Year of construction**  
If exact year is not known, please estimate and indicate with an asterisk (\*).  
(a) In what year was the building constructed? . . . . .  
(b) In what year was the building first used as a jail? . . . . .

CENSUS USE	

**6. Are there any definite plans to renovate the existing space in this facility or add to or close the structure between now and December 31, 1982? (Include all plans which have received final administrative approval, even though the necessary funds may not yet have been committed.)**  
1  Yes — Complete a through e below  
2  No  
3  Don't know } SKIP to item 7

Type of change planned	Anticipated year of change	Number of beds to be added/removed	Total estimated cost (Omit cents)	Have any funds been committed?
	(a)	(b)	(c)	(d)
a. Renovation or addition with increase in capacity	19 ____		\$	1 <input type="checkbox"/> Yes 2 <input type="checkbox"/> No
b. Renovation with decrease in capacity	19 ____		\$	1 <input type="checkbox"/> Yes 2 <input type="checkbox"/> No
c. Renovation with no change in capacity	19 ____		\$	1 <input type="checkbox"/> Yes 2 <input type="checkbox"/> No
d. Closing of part of facility with decrease in capacity	19 ____		\$	1 <input type="checkbox"/> Yes 2 <input type="checkbox"/> No
e. Closing entire facility	19 ____		\$	1 <input type="checkbox"/> Yes 2 <input type="checkbox"/> No

**7. Are there any definite plans to build or acquire a NEW jail before December 31, 1982? (Include all plans which have received final administrative approval, even though the necessary funds may not yet have been committed.)**  
1  Yes — Answer a through d below  
2  No  
3  Don't know } SKIP to item 8

a. What is the anticipated year in which the new jail will be opened? . . . . .	19 ____
b. What is the number of beds planned for the new jail? . . . . .	Number
c. What is the total estimated cost of the new jail? . . . . .	Amount (Omit cents)
d. Have any funds been committed? . . . . .	1 <input type="checkbox"/> Yes 2 <input type="checkbox"/> No

	Number				
	<i>Estimates are acceptable and should be indicated with an asterisk (*)</i>				
	Total	Adult males	Adult females	Juveniles See definition in "Instructions" on page 1	
	(a)	(b)	(c)	(d)	
<b>8. What is the average one-day inmate population on a typical weekday? . . . . .</b>					
<b>9. What is the average one-day inmate population on a typical weekend? . . . . .</b>					
<b>CENSUS USE ONLY</b>					
<b>10. Admissions and releases</b> <i>Do not include temporary moves such as for court appearances, psychiatric examinations, brief furloughs, etc. Estimates are acceptable and should be indicated with an asterisk (*).</i>					
a. What is the number of admissions in a typical week? . . . . .				Number	
b. What is the number of releases in a typical week? . . . . .				Number	
<b>11. Inmate population at this facility on February 15, 1978</b> <i>Note — If the count is not available for February 15, 1978, please provide today's count</i>					
	Number				
	Total	Adults		Juveniles See definition in "Instructions" on page 1	
		(a)	Males (b)	Females (c)	Males (d)
a. What was the total number of inmates in the facility on February 15, 1978? (Should equal the sum of b(1) through (7) below)					
b. What was the number of inmates in the facility on February 15, 1978 in each of the following categories:					
(1) Adults not yet arraigned. . . . .					
(2) Adults arraigned and awaiting trial and persons being tried at this time . . . . .					
(3) Convicted adults awaiting sentence . . . . .					
(4) Adults serving sentences of 1 year or less (whether or not they are appealing) . . . . .					
(5) Adults serving sentences of more than 1 year (whether or not they are appealing) . . . . .					
(6) Adults being held on probation or parole violation charges (technical violators only; those who have been charged with another crime while on probation or parole should be reported under (1) or (2) above) . . . . .					
(7) Others — Specify →					
	Federal (a)	State (b)	Other counties or cities (c)		
c. Of the total number of inmates reported in Item 11a, how many were being held for other authorities? (Should equal the sum of d(1) and (2) below) . . . . .					
d. Of those prisoners being held for other authorities, how many were —					
(1) Being held as a direct result of overcrowding in other institutions? (That is, inmates serving a sentence or in an indefinite status pending availability of space in another institution)? . . . . .					
(2) Being held for other reasons (that is, inmates whose early transfer is anticipated)? . . . . .					



12. What is the total design/rated sleeping capacity of this jail?				Number
13. For each category below, please give the number of cells, rooms, dormitories or other units where inmates spend the night. Also indicate the total number of inmates assigned to each type of unit TODAY, and the average floor space in one unit of each type. Be sure all units and inmates are accounted for.				
Type of unit	Number of units of each size (e.g., if you have 4 units designed to hold 2 inmates each, the entry on line a(2) would be "4")	Total number of inmates assigned to units of each size today (e.g., if you have 4 units designed to hold 2 inmates each, and they are filled today, the entry on line a(2) would be "8")	Average floor space of ONE unit of each size (e.g., 6 x 9 = 54 sq. ft.) Estimate if necessary	CENSUS USE ONLY
(a)	(b)	(c)	(d)	
<b>a. Cells or rooms with beds</b> (For cell blocks, report the number and size of the individual units within the block)				
(1) Units designed for ONE inmate			sq. ft.	
(2) Units designed for TWO inmates			sq. ft.	
(3) Units designed for THREE inmates			sq. ft.	
(4) Units designed for FOUR inmates			sq. ft.	
(5) Units designed for FIVE or MORE inmates Report cells and dormitories separately				
<b>(a) Cells — Specify size; e.g., 5 man, 6 man, etc.</b>				
1.			sq. ft.	
2.			sq. ft.	
<b>(b) Dormitories — Specify size; e.g., 10-bed, 20-bed, etc.</b>				
1.			sq. ft.	
2.			sq. ft.	
<b>b. Other units with beds; e.g., trustees' cells, isolation cells, infirmary, etc.</b> Specify type and size; e.g., 1-man trustee, 2-man trustee				
1.			sq. ft.	
2.			sq. ft.	
<b>c. Units without beds such as drunk tanks, bullpens, isolation cells, etc.</b> Specify type				
1.			sq. ft.	
2.			sq. ft.	
<b>d. Total number of inmates</b> →				
Remarks				

<p>14. Enter the number of employees who work at the jail, full time or part time, in each of the positions listed below.</p> <p>Include both payroll and nonpayroll personnel such as teachers, medical, or other service personnel from other departments who work full or part time at the jail.</p> <p><b>NOTE</b> — Full-time personnel who work only part time at the jail should be counted as part time (e.g., the sheriff, Chief of Police, deputies, etc., who work on other duties such as law enforcement, serving court papers, etc.)</p>		<p>17. Of the persons admitted to your institution, how many are given a health interview or "screening" upon admission (i.e., during which an initial assessment of the person's health is made from observation, and medically-related questions are asked such as "are you on medication?", etc.)?</p> <p>1 <input type="checkbox"/> All 2 <input type="checkbox"/> None 3 <input type="checkbox"/> Some — Explain</p>					
Position	Number		<p>18. Of the persons admitted to your institution, how many are given a medical physical examination upon admission (i.e., in which such things are done as taking blood pressure, blood or urine sample, chest x-ray, eye and ear examination, etc.)?</p> <p>1 <input type="checkbox"/> All 2 <input type="checkbox"/> None — SKIP to Item 21 3 <input type="checkbox"/> Some — Explain</p>				
	Full time (1)	Part time (2)					
<b>TOTAL EMPLOYEES</b> (Sum of a through l)			<p>19. Please indicate which of the following things are routinely done in the admission physical.</p> <p>Mark (X) all that apply</p> <p>1 <input type="checkbox"/> Blood pressure taken 1 <input type="checkbox"/> Blood sample taken for venereal diseases 1 <input type="checkbox"/> Blood sample taken for hepatitis 1 <input type="checkbox"/> Blood sample taken for other reasons 1 <input type="checkbox"/> Skin test for tuberculosis given 1 <input type="checkbox"/> A chest x-ray given 1 <input type="checkbox"/> A dental examination given 1 <input type="checkbox"/> An eye examination given 1 <input type="checkbox"/> Height measured 1 <input type="checkbox"/> Weight measured 1 <input type="checkbox"/> Pulse taken 1 <input type="checkbox"/> Temperature taken 1 <input type="checkbox"/> Urine sample taken 1 <input type="checkbox"/> Heartbeat checked 1 <input type="checkbox"/> Other — Specify</p>				
a. Administration — Chief Jailer (or Sheriff or Chief of Police), Deputies and/or assistants who work at the jail full or part time in an administrative capacity							
b. Custodial officers (guards, jailers, etc.)							
c. Clerical and maintenance personnel (typists, secretaries, janitors, cooks, grounds keepers, etc.)							
d. Academic teachers							
e. Vocational teachers							
f. Social workers							
g. Psychologists							
h. Psychiatrists							
i. Medical doctors							
j. Nurses							
k. Paramedics							
l. Other — Specify							
<b>CENSUS USE ONLY</b>			<p>20. Who administered these tests?</p> <p>Mark (X) all that apply</p> <p>1 <input type="checkbox"/> Doctor 1 <input type="checkbox"/> Nurse 1 <input type="checkbox"/> Paramedic 1 <input type="checkbox"/> Admitting officer 1 <input type="checkbox"/> Other — Specify</p>				
<p>15. Does your institution have a work-release program?</p> <p>1 <input type="checkbox"/> Yes — How many inmates are now participating in the work-release program? . . . . .</p> <table border="1"> <tr> <th colspan="2">Number</th> </tr> <tr> <td>Male</td> <td>Female</td> </tr> </table> <p>2 <input type="checkbox"/> No</p>				Number		Male	Female
Number							
Male	Female						
<p>16. Does your institution have a weekend sentence program?</p> <p>1 <input type="checkbox"/> Yes — On a typical weekend, how many persons are usually serving a weekend sentence? . . . . .</p> <table border="1"> <tr> <th colspan="2">Number</th> </tr> <tr> <td>Male</td> <td>Female</td> </tr> </table> <p>2 <input type="checkbox"/> No</p>			Number		Male	Female	
Number							
Male	Female						

**21. Does your institution administer drug or alcohol diagnostic tests to inmates upon admission?**

a. Drug diagnostic tests  
 1  Yes  
 2  No

b. Alcohol diagnostic tests  
 1  Yes  
 2  No

**22. Does your institution offer drug or alcohol counseling to inmates?**

	Yes, run by institution (a)	Yes, run by outside organization (b)	No (c)
a. Drug counseling . . .	1 <input type="checkbox"/>	2 <input type="checkbox"/>	3 <input type="checkbox"/>
b. Alcohol counseling . . .	1 <input type="checkbox"/>	2 <input type="checkbox"/>	3 <input type="checkbox"/>

**23. What medical facilities are available IN THE JAIL?**  
 Mark (X) all that apply

1  None  
 2  Medical examining room  
 3  Infirmary — without beds for overnight stay  
 4  Infirmary — with beds for overnight stay  
 5  Other — Specify *X*

**24. Does this facility have a dispensary in which medicines are kept for distribution to inmates upon doctor's orders?**

1  Yes  
 2  No

**25. How many inmates are currently receiving medication under prescription? Exclude non-prescription drugs such as aspirin, etc.**

	Number
--	--------

**26. How frequently does your jail have sick call?**  
 Mark (X) one box

1  Once a week  
 2  Two to six times a week  
 3  Daily  
 4  Never — Explain *X*

**27. For medical emergencies requiring care which your jail cannot provide, how many miles is it to the medical facility to which the inmate is usually taken?**

	Miles
--	-------

**28. On a typical day, how many hours a day are the following medical personnel available WITHIN the JAIL?**

Mark (X) the appropriate box(es)

	Doctor(s) (a)	Nurse(s) (b)	Paramedic(s) (c)
a. Twenty four hours a day . . . . .	<input type="checkbox"/>	<input type="checkbox"/>	<input type="checkbox"/>
b. Sixteen hours a day . . . . .	<input type="checkbox"/>	<input type="checkbox"/>	<input type="checkbox"/>
c. Eight hours a day . . . . .	<input type="checkbox"/>	<input type="checkbox"/>	<input type="checkbox"/>
d. Four hours a day . . . . .	<input type="checkbox"/>	<input type="checkbox"/>	<input type="checkbox"/>
e. Daily but less than four hours . . . . .	<input type="checkbox"/>	<input type="checkbox"/>	<input type="checkbox"/>
f. On call . . . . .	<input type="checkbox"/>	<input type="checkbox"/>	<input type="checkbox"/>
g. Never . . . . .	<input type="checkbox"/>	<input type="checkbox"/>	<input type="checkbox"/>
h. Other — Explain <i>X</i>			

**29. Does a licensed physician(s) assume responsibility for the availability and quality of all medical services rendered to the inmates of your jail?**

1  Yes  
 2  No

**30. For the calendar year 1977, please report the number of inmates who died while confined in this facility.**

	Adult males (a)	Adult females (b)	Juveniles (c)
1. Total number of inmate deaths in this facility in calendar year . . . . .			
2. Cause of death Please report the number of deaths in each category listed below:			
a. Illness/natural causes . . . . .			
b. Suicide . . . . .			
c. Accidental injury to self . . . . .			
d. Injury by another person . . . . .			
e. Other death — Specify <i>X</i>			

Remarks

FORM CJ-4  
(1-5-78)

U.S. DEPARTMENT OF COMMERCE  
 BUREAU OF THE CENSUS  
 ACTING AS COLLECTING AGENT FOR  
 LAW ENFORCEMENT ASSISTANCE ADMINISTRATION  
 U.S. DEPARTMENT OF JUSTICE

**NATIONAL JAIL CENSUS 1978**

**RETURN TO** Bureau of the Census  
 1201 East Tenth Street  
 Jeffersonville, Indiana 47132

Information supplied by

Name

Title

Official address — Number and street

City

State

ZIP code

Telephone

Area code

Number

Extension

CENSUS USE ONLY


2																			
E																			

FROM THE DIRECTOR  
 BUREAU OF THE CENSUS

The Bureau of the Census is conducting a special census of the Nation's jails for the Law Enforcement Assistance Administration (LEAA) of the U.S. Department of Justice. The census of jail facilities, along with a survey of inmates in selected jails, is being undertaken at the direction of the Congress. The purpose of the census is to determine existing and future needs in correctional facilities in the Nation and the adequacy of Federal, State, and local programs to meet such needs.

Your cooperation in completing the questionnaire will be appreciated. If there are any items on the questionnaire for which the answer cannot be obtained from available records, reasonable estimates are requested. Simply indicate these estimates with an asterisk (\*). The duplicate copy of the questionnaire is for your files. The addressed copy should be returned, preferably within 3 weeks, in the enclosed preaddressed envelope. If we can be of assistance in completing the questionnaire, please call us collect at (301) 763-2896.

This report is authorized by the Omnibus Crime Control and Safe Streets Act of 1968, as amended (42 USC 3701). While you are not legally required to respond, your participation is needed to make the results of this census comprehensive, accurate, and timely.

Sincerely,  
  
 MANUEL D. PLOTKIN

Enclosures

If the agency identified in the address box is no longer in operation, mark here and return this form in the enclosed preaddressed envelope →

PLEASE CORRECT ANY ERROR IN NAME AND ADDRESS INCLUDING ZIP CODE

**INSTRUCTIONS**

Please answer all questions with respect to the facility identified on the mailing label. Do not include inmates in physically separate facilities which are affiliated with this facility. If there are any items on the questionnaire for which the answer cannot be obtained from available records, reasonable estimates are requested. Simply indicate these estimates with an asterisk (\*).

For purposes of this survey, a juvenile is defined as a person subject to juvenile court jurisdiction based on age and offense limitations as defined by State law. Persons above the statutory age limit for juveniles who are being held under special "youth" statutes, e.g., "youthful offenders" in California, "adolescents" or "minors" in New York, etc., should be considered as adults.

**1. How often do you hold people in this facility more than 48 hours?**  
Mark (X) one box

1  Never — Do not complete remainder of questionnaire and return in the envelope provided

2  Sometimes

3  Usually or always

**6. Are there any definite plans to renovate the existing space in this facility or add to or close the structure between now and December 31, 1982?** (Include all plans which have received final administrative approval, even though the necessary funds may not yet have been committed.)

1  Yes — Complete a through e below

2  No

3  Don't know } SKIP to item 7

**2. NORMALLY, what is the maximum sentence that can be served in this jail by law?**  
Mark (X) one box

1  Sentenced prisoners may not serve their terms in this jail

2  Normally, the maximum sentence that may be served here is some definite period — Specify →

Number		
Years	Months	Days

3  No maximum; any length sentence may be served here

Type of change planned	Anticipated year of change	Number of beds to be added/removed	Total estimated cost (Omit cents)	Have any funds been committed?
	(a)	(b)	(c)	(d)
a. Renovation or addition with increase in capacity	19 ____		\$	1 <input type="checkbox"/> Yes 2 <input type="checkbox"/> No
b. Renovation with decrease in capacity	19 ____		\$	1 <input type="checkbox"/> Yes 2 <input type="checkbox"/> No
c. Renovation with no change in capacity	19 ____		\$	1 <input type="checkbox"/> Yes 2 <input type="checkbox"/> No
d. Closing of part of facility with decrease in capacity	19 ____			
e. Closing entire facility	19 ____			

**3. What types of persons are confined or held in this jail?**  
Mark (X) all that apply

1  Adult males

2  Adult females

3  Juveniles (See definition in "Instructions" above)

**4. Is this jail structurally part of one of the following?**

1  Police station

2  Sheriff's office

3  Courthouse

4  Separate structure

5  Other — Specify →

**7. Are there any definite plans to build or acquire a NEW jail before December 31, 1982?** (Include all plans which have received final administrative approval, even though the necessary funds may not yet have been committed.)

1  Yes — Answer a through d below

2  No

3  Don't know } SKIP to item 8

**5. Year of construction**  
If exact year is not known, please estimate and indicate with an asterisk (\*).

Year
(a) In what year was the building constructed? . . . . .
(b) In what year was the building first used as a jail?

a. What is the anticipated year in which the new jail will be opened? . . . . . 19 \_\_\_\_

b. What is the number of beds planned for the new jail? . . . . . Number

c. What is the total estimated cost of the new jail? . . . . . Amount (Omit cents) \$

d. Have any funds been committed? . . . . . 1  Yes  
2  No

				Number
<b>12. What is the total design/rated sleeping capacity of this jail?</b>				
<b>13. For each category below, please give the number of cells, rooms, dormitories, or other units where inmates spend the night. Also indicate the total number of inmates assigned to each type of unit TODAY, and the average floor space in one unit of each type. Be sure all units and inmates are accounted for.</b>				
Type of unit	Number of units of each size (e.g., if you have 4 units designed to hold 2 inmates each, the entry on line a(2) would be "4")	Total number of inmates assigned to units of each size today (e.g., if you have 4 units designed to hold 2 inmates each, and they are filled today, the entry on line a(2) would be "8")	Average floor space of ONE unit of each size (e.g., 6 x 9 = 54 sq. ft.) Estimate if necessary	CENSUS USE ONLY
(a)	(b)	(c)	(d)	
<b>a. Cells or rooms with beds</b> (For cell blocks report the number and size of the individual units within the block)				
(1) Units designed for ONE inmate				sq. ft.
(2) Units designed for TWO inmates				sq. ft.
(3) Units designed for THREE or MORE inmates (Report cells and dormitories separately)				
(a) Cells — Specify size; e.g., 3-man, 4-man, etc.				sq. ft.
1. _____				sq. ft.
2. _____				sq. ft.
(b) Dormitories — Specify size; e.g., 10-bed, 20-bed, etc.				sq. ft.
<b>b. Other units with beds, e.g., trustees' cells, isolation cells, etc.</b> Specify type and size; e.g., 1-man trustee, 2-man trustee.				
(1) _____				sq. ft.
(2) _____				sq. ft.
<b>c. Units without beds such as drunk tanks, bullpens, isolation cells, etc.</b> Specify type.				
(1) _____				sq. ft.
(2) _____				sq. ft.
<b>d. Total number of inmates</b> →				
Remarks				

	Number				
	Estimates are acceptable and should be indicated with an asterisk (*)				
	Total	Adult males	Adult females	Juveniles See definition in "instructions" on page 1	
	(a)	(b)	(c)	(d)	
8. What is the average one-day inmate population on a typical weekday? .....					
9. What is the average one-day inmate population on a typical weekend? .....					
	CENSUS USE ONLY				
<b>10. Admissions and releases</b> <i>Do not include temporary moves such as for court appearances, psychiatric examinations, brief furloughs, etc. Estimates are acceptable and should be indicated with an asterisk (*).</i>					
a. What is the number of admissions in a typical week? .....	Number				
b. What is the number of releases in a typical week? .....	Number				
<b>11. Inmate population at this facility on February 15, 1978</b> Note — If the count is not available for February 15, 1978, please provide today's count					
	Number				
	Total	Adults		Juveniles See definition in "instructions" on page 1	
		(a)	Males (b)	Females (c)	Males (d)
a. What was the total number of inmates in the facility on February 15, 1978? (Should equal the sum of b(1) through (7) below)					
b. What was the number of inmates in the facility on February 15, 1978 in each of the following categories:					
(1) Adults not yet arraigned .....					
(2) Adults arraigned and awaiting trial and persons being tried at this time .....					
(3) Convicted adults awaiting sentence .....					
(4) Adults serving sentences of 1 year or less (whether or not they are appealing) .....					
(5) Adults serving sentences of more than 1 year (whether or not they are appealing) .....					
(6) Adults being held on probation or parole violation charges (technical violators only; those who have been charged with another crime while on probation or parole should be reported under (1) or (2) above) .....					
(7) Others — Specify, * .....					
	Federal		State		Other counties or cities
	(a)	(b)	(c)		
c. Of the total number of inmates reported in item 11a, how many were being held for other authorities? (Should equal the sum of d(1) and (2) below) .....					
d. Of those prisoners being held for other authorities, how many were —					
(1) Being held as a direct result of overcrowding in other institutions? (That is, inmates serving a sentence or in an indefinite status pending availability of space in another institution)? ..					
(2) Being held for other reasons (that is, inmates whose early transfer is anticipated)? .....					

<b>14. Enter the number of employees who work at the jail, full time or part time, in each of the positions listed below.</b> Include both payroll and nonpayroll personnel such as teachers, medical, or other service personnel from other departments who work full or part time at the jail.  <b>NOTE</b> — Full-time personnel who work only part time at the jail should be counted as part time (e.g., the sheriff, Chief of Police, deputies, etc., who work on other duties such as law enforcement, serving court papers, etc.)		<b>19. Who administered the medical physical examination?</b> <i>Mark (X) all that apply</i> 1 <input type="checkbox"/> Doctor 2 <input type="checkbox"/> Nurse 3 <input type="checkbox"/> Paramedic 4 <input type="checkbox"/> Admitting officer 5 <input type="checkbox"/> Other — Specify *	
Position	Number		Number
	Full time (1)	Part time (2)	
<b>TOTAL EMPLOYEES</b> <i>(Sum of a through e)</i>			
a. Administration — Chief Jailer (or Sheriff or Chief of Police), Deputies and/or assistants who work at the jail full or part time in an administrative capacity			
b. Custodial officers (guards, jailers, etc.)			
c. Clerical and maintenance personnel (typists, secretaries, janitors, cooks, grounds keepers, etc.)			
d. Services (academic teachers, vocational teachers, social workers, psychologists, counselors, doctors, nurses, etc.)			
e. Other — Specify * .....			
CENSUS USE ONLY			
<b>15. Does your institution have a work-release program?</b> 1 <input type="checkbox"/> Yes — How many inmates are now participating in the work-release program? .....		Number Male      Female	
2 <input type="checkbox"/> No			
<b>16. Does your institution have a weekend sentence program?</b> 1 <input type="checkbox"/> Yes — On a typical weekend, how many persons are usually serving a weekend sentence? .....		Number Male      Female	
2 <input type="checkbox"/> No			
<b>17. Of the persons admitted to your institution, how many are given a health interview or "screening" upon admission (i.e., during which an initial assessment of the person's health is made from observation, and medically-related questions are asked such as "are you on medication," etc.)?</b> 1 <input type="checkbox"/> All      2 <input type="checkbox"/> None      3 <input type="checkbox"/> Some — Explain *			
<b>18. Of the persons admitted to your institution, how many are given a medical physical examination upon admission (i.e., in which such things are done as taking blood pressure, blood or urine sample, chest x-ray, eye and ear examination, etc.)?</b> 1 <input type="checkbox"/> All      2 <input type="checkbox"/> None — SKIP to item 20      3 <input type="checkbox"/> Some — Explain *			
<b>20. How many inmates are currently receiving medication under prescription? Exclude non-prescription drugs such as aspirin, etc.</b>		Number	
<b>21. What medical facilities are available IN THE JAIL?</b> <i>Mark (X) all that apply</i> 1 <input type="checkbox"/> None 2 <input type="checkbox"/> Medical examining room 3 <input type="checkbox"/> Infirmary — without beds for overnight stay 4 <input type="checkbox"/> Infirmary — with beds for overnight stay 5 <input type="checkbox"/> Other — Specify *			
<b>22. For medical emergencies requiring care which your jail cannot provide, how many miles is it to the medical facility to which the inmate is usually taken?</b>		Miles	
<b>23. On a typical day, how many hours a day are the following medical personnel available WITHIN the JAIL?</b>  <i>Mark (X) the appropriate box(es)</i>			
	Doctor(s) (a)	Nurse(s) (b)	Paramedic(s) (c)
a. Twenty four hours a day .....	<input type="checkbox"/>	<input type="checkbox"/>	<input type="checkbox"/>
b. Sixteen hours a day .....	<input type="checkbox"/>	<input type="checkbox"/>	<input type="checkbox"/>
c. Eight hours a day .....	<input type="checkbox"/>	<input type="checkbox"/>	<input type="checkbox"/>
d. Four hours a day .....	<input type="checkbox"/>	<input type="checkbox"/>	<input type="checkbox"/>
e. Daily but less than four hours .....	<input type="checkbox"/>	<input type="checkbox"/>	<input type="checkbox"/>
f. On call .....	<input type="checkbox"/>	<input type="checkbox"/>	<input type="checkbox"/>
g. Never .....	<input type="checkbox"/>	<input type="checkbox"/>	<input type="checkbox"/>
h. Other — Explain * .....			
CENSUS USE ONLY			
<b>24. For the calendar year 1977, please report the number of inmates who died while confined in this facility.</b>			
a. Total number of inmate deaths in this facility in calendar year 1977 .....	Adult males (a)	Adult females (b)	Juveniles (c)
b. Cause of death <i>Please report the number of deaths in each category listed below.</i>			
(1) Illness/natural causes			
(2) Suicide .....			
(3) Accidental injury to self			
(4) Injury by another person			
(5) Other death — Specify * .....			

**NCJRS REGISTRATION**

The National Criminal Justice Reference Service (NCJRS) abstracts documents published in the criminal justice field. Persons who are registered with the Reference Service receive announcements of documents in their stated fields of interest and order forms for free copies of Bureau of Justice Statistics publications. If you are not registered with the Reference Service, and wish to be, please provide your name and mailing address below and check the appropriate box.

<b>Name</b>	<b>Telephone</b> (    )	<input type="checkbox"/> Please send me a NCJRS registration form. <input type="checkbox"/> Please send me the reports listed below.
<b>Number and street</b>		
<b>City</b>	<b>State</b> <b>ZIP Code</b>	

(Fold here)

U.S. DEPARTMENT OF JUSTICE  
Bureau of Justice Statistics  
Washington, D.C. 20531

PLACE  
STAMP  
HERE

**User Services Department 2  
National Criminal Justice Reference Service  
Bureau of Justice Statistics  
U.S. Department of Justice  
Box 6000  
Rockville, Maryland 20850**

(Fold here)

If you wish to receive copies of any of the Bureau of Justice Statistics Reports listed on the reverse side, please list them below.

---

---

---

---

---



## Bureau of Justice Statistics Reports

Single copies are available at no charge from the National Criminal Justice Reference Service, Box 6000, Rockville, Md. 20850. Multiple copies are for sale by the Superintendent of Documents, U.S. Government Printing Office, Washington, D.C. 20402.

### National Crime Survey:

#### Criminal Victimization in the United States (annual):

Summary Findings of 1978-79 Changes in Crime and of Trends Since 1973, NCJ-62993

A Description of Trends from 1973 to 1978, NCJ-66716

1978 (final report), NCJ-66480

1977, NCJ-58725

1976, NCJ-49543

1975, NCJ-44593

1974, NCJ-39467

\*1973, NCJ-34732

**The Cost of Negligence:** Losses from Preventable Household Burglaries, NCJ-53527

**The Hispanic Victim:** Advance Report, NCJ-67706

**Intimate Victims:** A Study of Violence Among Friends and Relatives, NCJ-62319

**Crime and Seasonality,** NCJ-64818

**Criminal Victimization of New York State Residents, 1974-77,** NCJ-66481

**Criminal Victimization of California Residents, 1974-77,** NCJ-70944

#### Indicators of Crime and Criminal Justice:

Quantitative Studies, NCJ-62349

#### Criminal Victimization Surveys in 13

American cities (summary report, 1 vol.), NCJ-18471

Boston, NCJ-34818

Buffalo, NCJ-34820

Cincinnati, NCJ-34819

Houston, NCJ-34821

Miami, NCJ-34822

Milwaukee, NCJ-34823

Minneapolis, NCJ-34824

New Orleans, NCJ-34825

Oakland, NCJ-34826

Pittsburgh, NCJ-34827

San Diego, NCJ-34828

San Francisco, NCJ-34829

\*Washington, D.C., NCJ-34830

#### Public Attitudes About Crime (13 vols.):

Boston, NCJ-46235

Buffalo, NCJ-46236

Cincinnati, NCJ-46237

Houston, NCJ-46238

Miami, NCJ-46239

Milwaukee, NCJ-46240

\*Minneapolis, NCJ-46241

New Orleans, NCJ-46242

Oakland, NCJ-46243

Pittsburgh, NCJ-46244

San Diego, NCJ-46245

San Francisco, NCJ-46246

Washington, D.C., NCJ-46247

\*Criminal Victimization Surveys in Chicago, Detroit, Los Angeles, New York, and Philadelphia: A Comparison of 1972 and 1974 Findings, NCJ-36360

**Criminal Victimization Surveys in Eight American Cities:** A Comparison of 1971/72 and 1974/75 Findings—National Crime Surveys in Atlanta, Baltimore, Cleveland, Dallas, Denver, Newark, Portland, and St. Louis, NCJ-36361

\*Criminal Victimization Surveys in the Nation's Five Largest Cities: National Crime Panel Surveys in Chicago, Detroit, Los Angeles, New York, and Philadelphia, 1972, NCJ-16909

\*Crimes and Victims: A Report on the Dayton/San Jose Pilot Survey of Victimization, NCJ-013314

### Applications of the National Crime Survey Victimization and Attitude Data:

**Public Opinion About Crime:** The Attitudes of Victims and Nonvictims in Selected Cities, NCJ-41336

**Local Victim Surveys:** A Review of the Issues, NCJ-39973

\***The Police and Public Opinion:** An Analysis of Victimization and Attitude Data from 13 American Cities, NCJ-42018

**An Introduction to the National Crime Survey,** NCJ-43732

**Compensating Victims of Violent Crime:** Potential Costs and Coverage of a National Program, NCJ-43387

**Rape Victimization in 26 American Cities,** NCJ-55878

**Crime Against Persons in Urban, Suburban, and Rural Areas:** A Comparative Analysis of Victimization Rates, NCJ-53551

**Criminal Victimization in Urban Schools,** NCJ-56396

**Restitution to Victims of Personal and Household Crimes,** NCJ-72770

**Myths and Realities About Crime:** A Nontechnical Presentation of Selected Information from the National Prisoner Statistics Program and the National Crime Survey, NCJ-46249

### National Prisoner Statistics:

**Capital Punishment (annual):**

1979, NCJ-70945

**Prisoners in State and Federal Institutions on December 31:**

1979, NCJ-73719

\***Census of State Correctional Facilities, 1974** advance report, NCJ-25642

#### Profile of State Prison Inmates:

Sociodemographic Findings from the 1974 Survey of Inmates of State Correctional Facilities, NCJ-58257

\***Census of Prisoners in State Correctional Facilities, 1973,** NCJ-34729

**Census of Jails and Survey of Jail Inmates, 1978,** preliminary report, NCJ-55172

**Profile of Inmates of Local Jails:** Sociodemographic Findings from the 1978 Survey of Inmates of Local Jails, NCJ-65412

\***The Nation's Jails:** A report on the census of jails from the 1972 Survey of Inmates of Local Jails, NCJ-19067

### Uniform Parole Reports:

**Parole in the United States (annual):**

1979, NCJ-69562

1978, NCJ-58722

1976 and 1977, NCJ-49702

**A National Survey of Parole-Related Legislation Enacted During the 1979** Legislative Session, NCJ-64218

**Characteristics of the Parole Population, 1978,** NCJ-66479

**Children in Custody:** Juvenile Detention and Correctional Facility Census

1977 advance report:

Census of Public Juvenile Facilities, NCJ-60967

Census of Private Juvenile Facilities, NCJ-60968

1975 (final report), NCJ-58139

1974, NCJ-57946

1973, NCJ-44777

\*1971, NCJ-13403

**State and Local Probation and Parole Systems,** NCJ-41335

**State and Local Prosecution and Civil Attorney Systems,** NCJ-41334

### National Survey of Court Organization:

1977 Supplement to State Judicial Systems, NCJ-40022

\*1975 Supplement to State Judicial Systems, NCJ-29433

1971 (full report), NCJ-11427

**State Court Model Statistical Dictionary,** NCJ-62320

### State Court Caseload Statistics:

The State of the Art, NCJ-46934

Annual Report, 1975, NCJ-51885

Annual Report, 1976, NCJ-56599

**A Cross-City Comparison of Felony Case Processing,** NCJ-55171

**Trends in Expenditure and Employment Data for the Criminal Justice System, 1971-77** (annual), NCJ-57463

### Expenditure and Employment Data for the

**Criminal Justice System (annual)**

1979 advance report, NCJ-73288

1978 Summary Report, NCJ-66483

1978 final report, NCJ-66482

1977 final report, NCJ-53206

### Justice Agencies in the U.S.:

Summary Report of the National Justice Agency List, NCJ-65560

### Dictionary of Criminal Justice Data Terminology:

Terms and Definitions Proposed for Interstate and National Data Collection and Exchange, NCJ-36747

### Utilization of Criminal Justice Statistics Project:

**Sourcebook of Criminal Justice Statistics 1980** (annual), NCJ-71096

\***Offender-Based Transaction Statistics:** New Directions in Data Collection and Reporting, NCJ-29645

**Sentencing of California Felony Offenders,** NCJ-29646

### Crime-Specific Analysis:

\***The Characteristics of Burglary Incidents,** NCJ-42093

An Empirical Examination of Burglary Offender Characteristics, NCJ-43131

\***An Empirical Examination of Burglary Offenders and Offense Characteristics,** NCJ-42476

**Sources of National Criminal Justice Statistics:** An Annotated Bibliography, NCJ-45006

**Federal Criminal Sentencing:** Perspectives of Analysis and a Design for Research, NCJ-33683

**Variations in Federal Criminal Sentences:** A Statistical Assessment at the National Level, NCJ-33684

**Federal Sentencing Patterns:** A Study of Geographical Variations, NCJ-33685

**Predicting Sentences in Federal Courts:** The Feasibility of a National Sentencing Policy, NCJ-33686

# END

\*out of stock but available on interlibrary loan