



OHIO JUVENILE COURT STATISTICS 1978

PREPARED BY
**THE OHIO
YOUTH
COMMISSION**

69253



**Ohio Youth
Commission**



James A. Rhodes
Governor

William K. Willis
Director

M. B. McLane
Deputy Director
Correctional Services

Joseph H. Palmer, Ph.D.
Deputy Director
Community Services

**Ohio Youth Commission
35 East Gay Street
Columbus, Ohio 43215**

NCJRS

JUL 21 1980

ACQUISITIONS

Dear Ohioan:

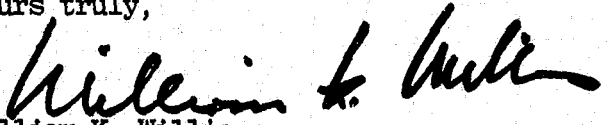
I am pleased to present you with a copy of the 1978 Ohio Juvenile Court Statistics. In June of 1979, Governor James A. Rhodes signed into law House Bill 394 mandating that the Ohio Youth Commission be responsible for collecting and publishing juvenile court statistics.

The overall number of cases heard in juvenile court in 1978 showed a three percent increase over the cases heard in 1977. I am encouraged by the fact that unruly cases heard in juvenile court went from 25,659 in 1977 to 24,622 in 1978 which is a decrease of four percent. However, I am concerned with the rise in delinquency cases which rose by two percent in 1978 after showing a 14 percent drop from 1975 to 1977. In 1978, 56,700 delinquency cases were heard compared to 55,606 in 1977.

It also appears that in the medium and small-sized counties the juvenile courts are continuing to account for a larger percentage of the cases. The top ten Ohio counties in 1975 accounted for 64 percent of the juvenile court cases whereas three years later the top ten counties accounted for 58 percent of the cases.

If additional information is needed or if we can be of further assistance, please contact the Office of Data Processing.

Yours truly,


William K. Willis
Director

OHIO JUVENILE COURT STATISTICS

1978

CONTENTS

	Page
Letter from Director.....	1
Table of Contents.....	2
Definition of Juvenile Court.....	4
Unruly Cases.....	4
Types of Cases.....	4

TABLES

A. Cases Disposed of by Ohio Juvenile Courts, by Type of Case, 1978.....	5
B. Delinquency Cases Disposed of by Ohio Juvenile Courts, by Age, 1978.....	6
C. Unruly Cases Disposed of by Ohio Juvenile Courts by Age, 1978.....	7
D. Top Ten Delinquency Cases by County, 1978.....	8

TABLES

1. Delinquency Cases Disposed of by Ohio Juvenile Courts, by Source of Referral, Reason for Referral and Sex, 1978.....	9
2. Children's and Adults' Cases Disposed of by Ohio Juvenile Courts, by County, 1978.....	10
3. Children's Cases Disposed of by Ohio Juvenile Courts, by Type of Case, by County, 1978.....	12
4. Delinquency Cases Disposed of by Ohio Juvenile Courts, by Type of Disposition, Reason for Referral, and Sex, 1978.....	16
5. Delinquency Cases Disposed of by Ohio Juvenile Courts, by Type of Care Pending Disposition, Reason for Referral, and Sex, 1978.....	17
6. Delinquency Cases Disposed of by Ohio Juvenile Courts, by Type of Disposition, by County, 1978.....	18
7. Delinquency Cases Disposed of by Ohio Juvenile Courts, by Age, Reason for Referral, and Sex, 1978...	20
8. Traffic Cases Disposed of by Ohio Juvenile Courts, by Care Pending Disposition, Age, and Sex, 1978.....	21
9. Traffic Cases Disposed of by Ohio Juvenile Courts, by Type of Disposition, Age, and Sex, 1978.....	22
10. Dependency and Neglect Cases Disposed of by Ohio Juvenile Courts, by Source of Referral, Reason for Referral, and Sex, 1978.....	23
11. Dependency and Neglect Cases Disposed of by Ohio Juvenile Courts, by Age, Reason for Referral, and Sex, 1978.....	24
12. Dependency and Neglect Cases Disposed of by Ohio Juvenile Courts, by Type of Care Pending Disposition, Reason for Referral, and Sex, 1978.....	25

TABLES

13. Dependency and Neglect Cases Disposed of by Ohio Juvenile Courts, by Type of Disposition, Reason for Referral, and Sex, 1978.....	26
14. Special Service Cases Disposed of by Ohio Juvenile Courts, by Source of Referral, Reason for Referral, and Sex, 1978.....	27
15. Special Service Cases Disposed of by Ohio Juvenile Courts, by Age, Reason for Referral and Sex, 1978.....	28
16. Special Service Cases Disposed of by Ohio Juvenile Courts, by Type of Care Pending Disposition, Reason for Referral, and Sex, 1978.....	29
17. Special Service Cases Disposed of by Ohio Juvenile Courts, by Type of Disposition, Reason for Referral, and Sex, 1978.....	30
18. Adult Cases Disposed of by Ohio Juvenile Courts, by Type of Disposition, Reason for Referral, and Sex, 1978.....	31
19. Adult Cases Disposed of by Ohio Juvenile Courts, by Number of Children Involved, Reason for Referral, and Sex, 1978.....	32
20. Delinquency Cases Disposed of by Ohio Juvenile Courts, by Previous Court Experience, Reason for Referral, and Sex, 1978.....	33
21. Children's and Adults' Cases Disposed of by Ohio Juvenile Courts, by Type of Case, Race, and County, 1978.....	34
22. Unruly Cases Disposed of by Ohio Juvenile Courts by Source of Referral, Reason for Referral, and Sex, 1978.	38
23. Unruly Cases Disposed of by Ohio Juvenile Courts by Type of Disposition, Reason for Referral, and Sex, 1978.....	39
24. Unruly Cases Disposed of by Ohio Juvenile Courts, by Type of Care Pending Disposition, Reason for Referral, and Sex, 1978.....	40
25. Unruly Cases Disposed of by Ohio Juvenile Courts, by Age, Reason for Referral, and Sex, 1978.....	41
26. Unruly Cases Disposed of by Ohio Juvenile Courts, by Previous Court Experience, Reason for Referral, and Sex, 1978.....	42
Appendix - Glossary of Terms Used in this Report.....	43

OHIO JUVENILE COURT STATISTICS 1978

DEFINITION OF JUVENILE COURT

The term juvenile court is used in the broad sense to include all courts having jurisdiction in children's cases and certain adult cases involving juveniles. In some counties the court is separate and independent from the common pleas court and the probate or domestic relations court. However, in some of the less populous counties the probate, domestic relations, or common pleas court also hears the juvenile cases. In collecting these statistics, every effort has been made to include all juvenile and adult cases processed by the "juvenile courts" in each of Ohio's counties.

UNRULY CASES

On November 19, 1969, a new juvenile court law became effective, which created a new type of case, namely the unruly case. The intent of this law was to separate from delinquency cases those cases of children who had committed acts which were troublesome to society, but were not necessarily crimes.

Thus, under the new law, delinquency cases include only those acts of children which would be crimes if committed by adults. Unruly cases include those cases of truancy, being ungovernable, running away, consent for early marriage, conditions injurious to morals and various other violations of laws applicable only to children.

TYPES OF CASES

In 1976, there were six broad categories of juvenile court cases - delinquency cases, dependency and neglect cases, special service cases, juvenile traffic cases, unruly cases, and adult cases. The detailed legal definitions of these types of cases are contained in the appendix of this report.

Delinquency and unruly cases result from juveniles committing unlawful acts which cause them to be brought before the court for punishment and/or guidance in finding the proper way to live in our society.

Dependency, neglect and special service cases result from acts or conditions which are generally no fault of the juvenile, the exception being consent to marry where pregnancy is the compelling factor to legalize a marriage relationship.

Juvenile traffic cases are those specific unlawful acts of juveniles involving traffic and motor vehicle operation which would cause them to be brought into a municipal traffic court if they were adults. The legislature many years ago directed that juvenile traffic offenders be given special attention by the juvenile courts as a way of more effectively correcting their deviant traffic behavior.

Adult cases are those cases in which offenses committed by adults are in some way detrimental to the well being of juveniles. As such, the juvenile court considers both the effect on the juvenile and the unlawful conduct of the adult in meting out punishment to the adult.

TABLE A
 CASES DISPOSED OF BY OHIO JUVENILE COURTS
 BY TYPE OF CASE, 1978

Type of Case	Number of Cases	Percent
Traffic.....	99,150	47.98
Delinquency.....	56,700	27.44
Unruly.....	24,622	11.91
Adult.....	12,301	5.95
Dependency and Neglect.....	11,057	5.35
Special Service.....	<u>2,830</u>	<u>1.37</u>
Total.....	206,660	100.00

TABLE B
DELINQUENCY CASES DISPOSED OF BY OHIO JUVENILE COURTS
BY AGE, 1978

<u>Age</u>	<u>Number of Cases</u>	<u>Percent</u>
Under 7.....	19	0.03
7.....	40	0.07
8.....	164	0.29
9.....	296	0.52
10.....	624	1.10
11.....	1,106	1.95
12.....	2,082	3.67
13.....	4,286	7.56
14.....	7,414	13.08
15.....	10,768	18.99
16.....	13,422	23.68
17.....	15,375	27.13
18 and over*.....	865	1.53
Age not specified.....	<u>241</u>	<u>0.43</u>
Total	56,702	100.00

*These cases were started before the defendants were eighteen years of age and disposed of after they were eighteen or older.

TABLE C
UNRULY CASES DISPOSED OF BY OHIO JUVENILE COURTS
BY AGE, 1978

<u>Age</u>	<u>Number of Cases</u>	<u>Percent</u>
Under 7.....	23	0.09
7.....	31	0.13
8.....	58	0.24
9.....	90	0.37
10.....	175	0.71
11.....	301	1.22
12.....	814	3.31
13.....	1,961	7.96
14.....	3,813	15.49
15.....	5,649	22.94
16.....	6,278	25.50
17.....	4,999	20.30
18 and over*.....	344	1.40
Age not specified.....	86	0.35
Total	24,622	100.00

*These cases were started before the defendants were eighteen years of age and disposed of after they were eighteen or older.

TABLE D

TOP 10 DELINQUENCY CASES BY COUNTY, 1978

<u>Rank</u>	<u>County</u>	<u>1978</u>	<u>Percent</u>	<u>Rank</u>	<u>1977</u>	<u>Percent</u>
1	Cuyahoga (Cleveland)	8,281	14.60	1	7,873	14.16
2	Montgomery (Dayton)	3,884	6.85	2	4,266	7.67
3	Franklin (Columbus)	3,738	6.60	3	3,944	7.09
4	Hamilton (Cincinnati)	3,666	6.47	4	3,840	6.91
5	Summit (Akron)	3,546	6.25	5	3,684	6.63
6	Lucas (Toledo)	2,855	5.04	6	2,980	5.36
7	Stark (Canton)	2,003	3.53	8	1,690	3.04
8	Lake (Greater Cleveland)	1,671	2.95	7	2,219	3.99
9	Clark (Springfield)	1,596	2.81	9	1,470	2.64
10	Butler (Greater Cincinnati)	<u>1,517</u>	<u>2.68</u>	10	<u>1,407</u>	<u>2.53</u>
	Total of 10 Counties	32,757	58.00		33,373	60.00
	Balance of 78 Counties	<u>23,943</u>	<u>42.00</u>		<u>22,233</u>	<u>40.00</u>
	Total	56,700	100.00		55,606	100.00

TABLE 1

DELINQUENCY CASES DISPOSED OF BY OHIO JUVENILE COURTS, BY SOURCE OF REFERRAL, REASON FOR REFERRAL, AND SEX, 1978

REASON FOR REFERRAL AND SEX	SOURCE OF REFERRAL								SOURCE NOT SPECIFIED
	TOTAL	PARENT OR RELATIVE	PROBATION OFFICER	LAW ENFORCEMENT OFFICER	OTHER COURT	SCHOOL DEPARTMENT	SOCIAL AGENCY	OTHER SOURCE	
BOYS AND GIRLS TOTAL.....	48419	530	2240	34556	615	586	313	9571	8
BOYS TOTAL.....	39211	401	1511	29014	484	462	201	7133	5
DRUG LAW VIOLATION.....	2534	23	57	1906	34	100	8	406	...
INJURY TO PERSON.....	2821	72	32	1428	16	51	30	1192	...
ROBBERY.....	921	2	6	687	12	2	...	211	1
BURGLARY OR ENTRY.....	6390	27	58	5684	88	28	9	495	1
AUTOMOBILE THEFT.....	1707	36	31	1387	28	...	2	223	...
OTHER THEFT.....	11483	78	137	8329	137	24	14	2762	2
SEX OFFENSE.....	401	9	4	282	7	3	...	96	...
OTHER DELINQUENT BEHAVIOR.....	12954	154	1186	9311	162	254	138	1748	1
GIRLS TOTAL.....	9208	129	729	5542	131	124	112	2438	3
DRUG LAW VIOLATION.....	551	7	10	401	7	32	5	89	...
INJURY TO PERSON.....	822	36	8	324	...	16	19	418	1
ROBBERY.....	65	1	2	50	12	...
BURGLARY OR ENTRY.....	272	1	4	223	13	1	...	30	...
AUTOMOBILE THEFT.....	174	7	6	125	1	35	...
OTHER THEFT.....	4491	28	49	3008	68	11	3	1323	1
SEX OFFENSE.....	53	1	...	33	3	...	1	15	...
OTHER DELINQUENT BEHAVIOR.....	2780	48	650	1378	39	64	84	516	1
*CUYAHOGA COUNTY									
BOYS AND GIRLS TOTAL.....	8281	41	...	6348	86	116	33	1377	280
BOYS TOTAL.....	6882	32	...	5619	82	96	29	900	124
DRUG LAW VIOLATION.....	442								
INJURY TO PERSON.....	615								
ROBBERY.....	447								
BURGLARY OR ENTRY.....	1324								
AUTOMOBILE THEFT.....	25								
OTHER THEFT.....	1376								
SEX OFFENSE.....	88								
OTHER DELINQUENT BEHAVIOR.....	2565								
GIRLS TOTAL.....	1399	9	...	729	4	20	4	477	156
DRUG LAW VIOLATION.....	75								
INJURY TO PERSON.....	244								
ROBBERY.....	21								
BURGLARY OR ENTRY.....	73								
AUTOMOBILE THEFT.....	2								
OTHER THEFT.....	573								
SEX OFFENSE.....	20								
OTHER DELINQUENT BEHAVIOR.....	391								

TABLE 2
CHILDRENS AND ADULTS CASES DISPOSED OF BY OHIO JUVENILE COURTS, BY COUNTY, 1978

COUNTY	TOTAL	TOTAL	BOYS	CHILDRENS CASES GIRLS	OF- FICIAL	UNOF- FICIAL	TOTAL	MALE	ADULT CASES FEMALE	OF- FICIAL	UNOF- FICIAL
ADAMS	276	265	216	49	243	22	11	6	5	11	...
ALLEN	2512	2229	1697	532	2189	40	283	278	5	283	...
ASHLAND	772	732	556	176	708	24	40	30	10	34	6
ASHTABULA	2143	2044	1564	480	2042	2	99	94	5	99	...
ATHENS	711	676	506	170	651	25	35	30	5	35	...
AUGLAIZE	641	613	469	144	613	...	28	18	10	28	...
BELMONT	839	825	632	193	764	61	14	14	...	14	...
BROWN	501	481	368	113	481	...	20	8	12	20	...
BUTLER	4732	4625	3427	1198	3770	855	107	91	16	102	5
CARROLL	351	313	248	65	299	14	38	36	2	38	...
CHAMPAIGN	761	677	522	155	677	...	84	81	3	84	...
CLARK	4845	3925	3044	881	3317	608	920	905	15	920	...
CLERMONT	1983	1963	1558	405	1791	172	20	14	6	20	...
CLINTON	783	714	524	190	714	...	69	66	3	69	...
COLUMBIANA	1389	1326	990	336	1187	139	63	51	12	63	...
COSHOCTON	397	382	301	81	382	...	15	15	...	15	...
CRAWFORD	804	794	645	149	794	...	10	9	1	10	...
CUYAHOGA
DARKE	1202	1129	851	278	490	639	73	69	4	72	1
DEFIANCE	612	606	504	102	559	47	6	4	2	6	...
DELAWARE	1632	1550	1164	386	1550	...	82	79	3	82	...
ERIE	2786	2698	1972	726	2685	13	88	82	6	88	...
FAIRFIELD	1756	1694	1267	427	1445	249	62	56	6	62	...
FAYETTE	539	488	370	118	423	65	51	46	5	49	2
FRANKLIN	19514	17216	13351	3865	16225	991	2298	2274	24	1048	1250
FULTON	818	816	617	199	619	197	2	2	...	2	...
GALLIA	483	434	333	101	434	...	49	38	11	49	...
GEAUGA	1213	1166	945	221	1140	26	47	41	6	47	...
GREENE	2139	2099	1585	514	2088	11	40	34	6	40	...
GUERNSEY	750	742	518	224	742	...	8	8	...	8	...
HAMILTON	17857	16945	13007	3938	16945	...	912	912	...	912	...
HANCOCK	1381	1347	973	374	855	492	34	33	1	34	...
HARDIN	396	359	298	61	359	...	37	33	4	37	...
HARRISON	180	180	145	35	179	1
HENRY	593	564	427	137	211	353	29	19	10	28	1
HIGHLAND	582	549	463	86	549	...	33	25	8	33	...
HOCKING	684	652	433	219	607	45	32	27	5	32	...
HOLMES	249	244	188	56	244	...	5	5	...	5	...
HURON	1330	1151	819	332	1151	...	179	122	57	179	...
JACKSON	584	576	425	151	563	13	8	8	...	8	...
JEFFERSON	789	782	605	177	782	...	7	7	...	7	...
KNOX	703	690	548	142	690	...	13	13	...	13	...
LAKE	5291	5211	4022	1189	4744	467	80	77	3	80	...
LAWRENCE	975	897	660	237	897	...	78	55	23	78	...
LICKING	2257	2060	1496	564	2032	28	197	175	22	197	...

TABLE 2
CHILDRENS AND ADULTS CASES DISPOSED OF BY OHIO JUVENILE COURTS, BY COUNTY, 1978

COUNTY	TOTAL	TOTAL	BOYS	CHILDRENS CASES GIRLS	OF- FICIAL	UNOF- FICIAL	TOTAL	MALE	ADULT CASES FEMALE	OF- FICIAL	UNOF- FICIAL
LOGAN	871	815	626	189	791	24	56	54	2	56	...
LORAIN	4397	4257	3318	939	3986	271	140	137	3	140	...
LUCAS	11270	10454	7685	2769	9927	527	816	778	38	816	...
MADISON	776	719	538	181	719	...	57	54	3	57	...
MAHONING	4270	4270	3235	1035	2789	1481
MARION	2526	2517	1904	613	2517	...	9	9	...	9	...
MEDINA	1872	1855	1479	376	1855	...	17	17	...	17	...
MEIGS	519	518	463	55	518	...	1	...	1	1	...
MERCER	576	573	482	91	530	43	3	3	...	3	...
MIAMI	2419	2288	1749	539	2226	62	131	129	2	131	...
MONROE	112	111	84	27	111	...	1	...	1	1	...
MONTGOMERY	17096	16084	12354	3730	11531	4553	1012	989	23	1012	...
MORGAN	94	84	57	27	82	2	10	8	2	10	...
MORROW	405	386	293	93	386	...	19	18	1	19	...
MUSKINGUM	2249	1642	1159	483	1642	...	607	513	94	607	...
NCBLE	111	111	91	20	111
OTTAWA	1468	1462	1169	293	1220	742
PAULDING	361	343	278	65	343	...	18	15	3	18	...
PERRY	430	415	281	134	413	2	15	14	1	15	...
PICKAWAY	856	797	597	200	773	24	59	33	26	59	...
PIKE	516	487	329	158	472	15	29	13	16	29	...
PORTAGE	2891	2705	2144	561	459	2246	186	133	53	186	...
PREBLE	641	612	424	188	549	63	29	19	10	29	...
PUTNAM	357	333	269	64	333	...	24	17	7	24	...
RICHLAND	3118	3064	2303	761	2498	566	54	48	6	54	...
ROSS	1456	1416	1079	337	875	541	40	25	15	40	...
SANDUSKY	1070	1065	861	204	1038	27	5	5	...	5	...
SCIOTO	869	851	659	192	851	...	18	14	4	18	...
SENECA	1416	1347	965	382	1275	72	69	63	6	69	...
SHELBY	1248	1125	853	272	1125	...	123	109	14	123	...
STARK	5500	5260	3815	1445	3312	1948	240	236	4	240	...
SUMMIT	5012	5010	3606	1404	1780	3230	2	2	...	2	...
TRUMBULL	4068	3985	2981	1004	3046	939	83	74	9	83	...
TUSCARAWAS	1133	1081	848	233	1075	6	52	33	19	52	...
UNION	546	539	403	136	412	127	7	6	1	7	...
VAN WERT	693	668	521	147	573	95	25	20	5	25	...
VINTON	218	216	160	56	214	2	2	2	...	2	...
WARREN	3290	3215	2541	674	3084	131	75	68	7	75	...
WASHINGTON	807	788	637	151	701	87	19	17	2	19	...
WAYNE	1554	1500	1133	367	1500	...	54	53	1	54	...
WILLIAMS	645	636	490	146	566	70	9	9	...	9	...
WOOD	1434	1407	1062	345	1389	18	27	15	12	27	...
WYANDOT	376	368	280	88	362	6	8	8	...	8	...
ALL COUNTIES	183271	172808	131458	41350	149289	23519	10463	9756	707	9198	1265
*CUYAHOGA	23381	21543					1838				

TABLE 3
CHILDRENS CASES DISPOSED OF BY OHIO JUVENILE COURTS, BY TYPE OF CASE, BY COUNTY, 1978

COUNTY	TOTAL	DELINQUENCY				TOTAL	TRAFFIC				TOTAL	DEPENDENCY AND NEGLECT			
		OFFICIAL		UNOFFICIAL			OFFICIAL		UNOFFICIAL			OFFICIAL		UNOFFICIAL	
		BOYS	GIRLS	BOYS	GIRLS		BOYS	GIRLS	BOYS	GIRLS		BOYS	GIRLS	BOYS	GIRLS
ADAMS	80	56	5	18	1	154	132	22	9	1	8
ALLEN	752	625	127	1130	871	259	109	57	52
ASHLAND	153	128	18	7	...	424	335	88	1	...	51	24	23	3	1
ASHTABULA	633	527	105	1	...	813	671	142	187	90	97
ATHENS	152	127	25	290	239	51	119	67	50	2	...
AUGLAIZE	122	95	27	401	321	80	15	6	9
BELMONT	193	149	23	17	4	429	366	58	5	...	69	22	47
BROWN	143	121	22	241	202	39	56	27	29
BUTLER	1517	675	149	543	150	2290	1836	445	7	2	346	149	184	7	6
CARROLL	110	87	15	8	...	136	118	18	27	13	14
CHAMPAIGN	280	225	55	255	198	57	27	16	11
CLARK	1596	1115	121	263	97	1404	1113	284	4	3	336	211	120	1	4
CLERMONT	459	371	51	32	5	1235	1025	210	61	27	33	1	...
CLINTON	224	167	57	369	296	73	59	26	33
COLUMBIANA	214	158	55	...	1	781	661	120	41	21	20
COSHOCTON	57	53	4	289	226	63	2	2
CRAWFORD	232	205	27	391	335	56	86	50	36
CUYAHOGA
DARKE	213	143	17	36	17	558	16	3	450	89	105	40	62	3	...
DEFIANCE	158	108	10	36	4	388	328	60	12	6	6
DELAWARE	240	212	28	982	785	197	185	91	94
ERIE	1092	779	303	9	1	1293	1024	267	1	1	146	84	62
FAIRFIELD	335	177	25	86	47	978	775	203	49	25	24
FAYETTE	97	80	11	6	...	219	183	36	26	12	14
FRANKLIN	3738	2415	460	626	237	11785	9447	2338	1297	629	622	21	25
FULTON	138	93	9	28	8	433	360	73	4	3	1
GALLIA	74	64	10	265	220	45	24	9	15
GEAUGA	212	161	33	15	3	703	603	100	45	21	24
GREENE	503	425	68	5	5	1152	927	225	140	67	73
GUERNSEY	213	144	69	350	272	78	68	36	32
HAMILTON	3666	3046	620	9529	7755	1774	937	486	451
HANCOCK	318	185	67	26	40	831	358	47	310	116	31	16	15
HARDIN	97	86	11	202	179	23	37	19	18
HARRISON	31	28	3	129	106	23	7	4	2	...	1
HENRY	171	66	10	75	20	354	89	20	181	64	12	4	8
HIGHLAND	162	144	18	318	277	41	19	10	9
HOCKING	180	129	45	5	1	209	166	42	1	...	60	30	30
HOLMES	54	43	11	169	134	35	2	1	1
HURON	362	290	72	534	413	121	68	38	30
JACKSON	131	94	34	3	...	286	241	45	43	21	22
JEFFERSON	213	183	30	425	346	79	69	35	34
KNOX	91	80	11	496	404	92	20	12	8
LAKE	1671	1068	258	249	96	2768	2271	497	200	101	99
LAWRENCE	278	231	47	380	308	72	67	31	36
LICKING	492	394	98	877	720	157	207	117	90

TABLE 3
CHILDRENS CASES DISPOSED OF BY OHIO JUVENILE COURTS, BY TYPE OF CASE, BY COUNTY, 1978

COUNTY	TOTAL	DELINQUENCY				TOTAL	TRAFFIC				DEPENDENCY AND NEGLECT					
		OFFICIAL		UNOFFICIAL			OFFICIAL		UNOFFICIAL		TOTAL	OFFICIAL		UNOFFICIAL		
		BOYS	GIRLS	BOYS	GIRLS		BOYS	GIRLS	BOYS	GIRLS		BOYS	GIRLS	BOYS	GIRLS	
LOGAN	150	132	13	3	2	454	367	87	33	20	13	
LORAIN	1088	839	214	30	5	2575	1963	429	157	26	290	171	110	6	3	
LUCAS	2855	1855	605	241	154	5031	3976	1055	1359	710	649	
MADISON	127	120	7	354	286	68	120	65	55	
MAHONING	903	266	27	516	94	2320	1593	304	382	41	432	232	200	
MARION	729	590	139	1104	896	208	105	45	60	
MEDINA	386	298	88	1376	1134	242	24	12	12	
MEIGS	330	310	20	140	127	13	14	5	9	
MERCER	110	94	6	7	3	399	335	64	11	7	4	
MIAMI	659	502	113	32	12	1074	865	208	1	...	173	112	61	
MONROE	14	14	72	60	12	16	4	12	
MONTGOMERY	3884	1395	164	1714	611	8224	6190	1478	451	105	327	163	163	1	...	
MORGAN	15	14	1	25	18	6	1	...	11	6	5	
MORROW	66	56	10	250	200	50	14	8	6	
MUSKINGUM	578	452	126	629	495	134	219	113	106	
NOBLE	19	17	2	64	51	13	5	3	2	
OTTAWA	616	92	17	167	40	548	142	9	331	66	102	50	52	
PAULDING	115	94	21	204	173	31	9	6	3	
PERRY	107	86	20	1	...	164	131	33	68	32	36	
PICKAWAY	262	203	47	5	7	315	258	57	47	25	22	
PIKE	58	53	4	1	...	157	125	32	138	75	63	
PORTAGE	446	354	92	1676	1379	297	9	5	4	
PREBLE	136	104	14	12	6	264	208	55	1	...	61	26	33	...	2	
PUTNAM	75	60	15	224	193	31	20	11	9	
RICHLAND	1059	548	140	290	81	1431	1151	277	3	...	147	79	68	
ROSS	390	73	21	256	40	686	550	134	2	...	41	16	22	1	2	
SANDUSKY	261	227	32	2	...	695	559	113	22	1	48	19	29	
SCIOTO	163	134	29	541	435	106	95	61	34	
SENECA	504	374	84	28	18	486	383	84	14	5	80	36	44	
SHELBY	393	296	97	561	469	92	43	21	22	
STARK	2003	652	135	919	297	1900	1528	370	1	1	259	123	135	1	...	
SUMMIT	3546	1095	155	1735	561	8	6	1	1	...	99	50	47	1	1	
TRUMBULL	1124	506	67	374	177	1759	1457	302	355	179	166	5	5	
TUSCARAWAS	264	204	54	4	2	737	593	144	19	10	9	
UNION	121	110	9	2	...	239	196	39	3	1	48	26	22	
VAN WERT	197	103	11	53	30	405	328	77	14	8	6	
VINTON	92	66	26	68	55	13	4	1	3	
WARREN	1458	1195	204	42	17	1103	935	166	2	...	76	43	32	...	1	
WASHINGTON	247	171	23	43	10	456	380	73	2	1	14	6	8	
WAYNE	388	316	72	840	681	159	49	24	25	
WILLIAMS	150	86	20	33	11	412	335	77	24	13	11	
WOOD	391	327	61	2	1	752	598	140	14	...	42	14	28	
WYANDOT	93	64	23	6	...	205	168	37	21	11	10	
ALL COUNTIES	48419	30599	6292	8612	2916	88572	68245	15781	3727	819	10565	5403	5058	53	51	
*CUYAHOGA	8281	5160	782	1722	617	10578	8779	1799	492	271	221	

TABLE 3
CONTINUED

COUNTY	TOTAL	SPECIAL SERVICE				TOTAL	UNRULY		UNOFFICIAL	
		OFFICIAL BOYS	OFFICIAL GIRLS	UNOFFICIAL BOYS	UNOFFICIAL GIRLS		OFFICIAL BOYS	OFFICIAL GIRLS	UNOFFICIAL BOYS	UNOFFICIAL GIRLS
ADAMS	13	4	9	9	4	2	1	2
ALLEN	41	...	1	28	12	197	116	81
ASHLAND	6	2	4	98	49	37	7	5
ASHTABULA	15	4	11	396	270	125	1	...
ATHENS	39	14	2	11	12	76	46	30
AUGLAIZE	18	9	9	57	38	19
BELMONT	16	10	6	118	41	42	22	13
BROWN	12	5	7	29	13	16
BUTLER	112	50	59	1	2	360	90	133	69	68
CARROLL	3	1	2	37	15	16	6	...
CHAMPAIGN	1	1	114	82	32
CLARK	38	19	19	551	187	128	131	105
CLERMONT	25	13	12	183	32	17	57	77
CLINTON	4	2	2	58	33	25
COLUMBIANA	8	2	3	...	3	282	79	68	69	66
COSHOCTON	6	3	3	28	17	11
CRAWFORD	10	9	1	75	46	29
CUYAHOGA
DARKE	20	13	5	2	...	233	118	73	30	12
DEFIANCE	14	6	8	34	17	10	3	4
DELAWARE	1	1	142	75	67
ERIE	6	6	161	69	91	...	1
FAIRFIELD	46	24	22	286	111	59	69	47
FAYETTE	8	5	3	138	51	28	33	26
FRANKLIN	115	62	38	6	9	281	109	105	36	31
FULTON	15	4	11	226	35	30	94	67
GALLIA	71	40	31
GEAUGA	3	2	1	203	136	59	7	1
GREENE	63	43	20	241	117	123	1	...
GUERNSEY	4	2	2	107	64	43
HAMILTON	15	10	5	2798	1710	1088
HANCOCK	28	8	20	139	70	69
HARDIN	1	1	22	13	9
HARRISON	5	2	3	8	5	3
HENRY	4	4	23	2	8	6	7
HIGHLAND	11	10	1	39	22	17
HOCKING	14	2	11	...	1	189	76	76	24	13
HOLMES	19	10	9
HURON	13	2	11	174	76	98
JACKSON	19	8	11	97	49	38	9	1
JEFFERSON	75	41	34
KNOX	13	8	5	70	44	26
LAKE	16	7	9	556	249	185	77	45
LAWRENCE	172	90	82
LICKING	7	6	1	477	249	200	10	18

TABLE 3
CONTINUED

COUNTY	TOTAL	SPECIAL SERVICE		UNRULY		TOTAL	OFFICIAL		UNOFFICIAL	
		BOYS	GIRLS	BOYS	GIRLS		BOYS	GIRLS	BOYS	GIRLS
ADAMS	13	4	9	9	4	2	1	2
ALLEN	41	...	1	28	12	197	116	81
ASHLAND	6	2	4	98	49	37	7	5
ASHTABULA	15	4	11	396	270	125	1	...
ATHENS	39	14	2	11	12	76	46	30
AUGLAIZE	18	9	9	57	38	19
BELMONT	16	10	6	118	41	42	22	13
BROWN	12	5	7	29	13	16
BUTLER	112	50	59	1	2	360	90	133	69	68
CARROLL	3	1	2	37	15	16	6	...
CHAMPAIGN	1	1	114	82	32
CLARK	38	19	19	551	187	128	131	105
CLERMONT	25	13	12	183	32	17	57	77
CLINTON	4	2	2	58	33	25
COLUMBIANA	8	2	3	...	3	282	79	68	69	66
COSHOCTON	6	3	3	28	17	11
CRAWFORD	10	9	1	75	46	29
CUYAHOGA
DARKE	20	13	5	2	...	233	118	73	30	12
DEFIANCE	14	6	8	34	17	10	3	4
DELAWARE	1	1	142	75	67
ERIE	6	6	161	69	91	...	1
FAIRFIELD	46	24	22	286	111	59	69	47
FAYETTE	8	5	3	138	51	28	33	26
FRANKLIN	115	62	38	6	9	281	109	105	36	31
FULTON	15	4	11	226	35	30	94	67
GALLIA	71	40	31
GEAUGA	3	2	1	203	136	59	7	1
GREENE	63	43	20	241	117	123	1	...
GUERNSEY	4	2	2	107	64	43
HAMILTON	15	10	5	2798	1710	1088
HANCOCK	28	8	20	139	70	69
HARDIN	1	1	22	13	9
HARRISON	5	2	3	8	5	3
HENRY	4	4	23	2	8	6	7
HIGHLAND	11	10	1	39	22	17
HOCKING	14	2	11	...	1	189	76	76	24	13
HOLMES	19	10	9
HURON	13	2	11	174	76	98
JACKSON	19	8	11	97	49	38	9	1
JEFFERSON	75	41	34
KNOX	13	8	5	70	44	26
LAKE	16	7	9	556	249	185	77	45
LAWRENCE	172	90	82
LICKING	7	6	1	477	249	200	10	18

TABLE 3
CONTINUED

COUNTY	TOTAL	SPECIAL SERVICE				TOTAL	UNRULY			
		OFFICIAL BOYS	GIRLS	UNOFFICIAL BOYS	GIRLS		OFFICIAL BOYS	GIRLS	UNOFFICIAL BOYS	GIRLS
LOGAN	13	6	7	165	84	62	14	5
LORAIN	304	130	130	22	22
LUCAS	32	28	4	1177	776	269	99	33
MADISON	14	8	6	104	59	45
MAHONING	46	19	26	...	1	569	68	54	159	288
MARION	83	49	34	496	324	172
MEDINA	6	5	1	63	30	33
MEIGS	34	21	13
MERCER	3	1	2	50	10	7	28	5
MIAMI	20	14	6	362	208	137	15	2
MONROE	4	4	5	2	3
MONTGOMERY	1227	751	448	14	14	2422	501	278	1174	469
MORGAN	1	...	1	32	17	14	1	...
MORROW	7	5	2	49	24	25
MUSKINGUM	44	20	24	172	79	93
NOBLE	2	2	21	18	3
OTTAWA	8	5	3	188	27	23	55	83
PAULDING	4	1	3	11	4	7
PERRY	13	7	6	63	23	39	1	...
PICKAWAY	9	4	5	164	94	58	8	4
PIKE	37	17	18	1	1	97	52	33	5	7
PORTAGE	574	1	3	405	165
PREBLE	12	4	8	139	54	43	15	27
PUTNAM	14	5	9
RICHLAND	7	4	3	420	120	108	108	84
ROSS	1	...	1	298	31	27	150	90
SANDUSKY	2	1	1	59	29	28	2	...
SCIOTO	16	10	6	36	19	17
SENECA	26	7	19	251	117	127	6	1
SHELBY	17	10	7	111	57	54
STARK	1	1	1097	192	176	398	331
SUMMIT	5	3	...	2	...	1352	193	230	520	409
TRUMBULL	15	5	10	732	230	124	225	153
TUSCARAWAS	3	3	58	34	24
UNION	5	3	2	126	4	1	59	62
VAN WERT	1	1	51	22	17	6	6
VINTON	52	37	13	1	1
WARREN	79	55	21	2	1	499	233	200	34	32
WASHINGTON	6	4	2	65	18	16	13	18
WAYNE	23	14	9	200	98	102
WILLIAMS	12	6	6	38	3	9	14	12
WOOD	24	15	9	198	92	105	...	1
WYANDOT	9	5	4	40	26	14
ALL COUNTIES	2645	1481	1041	67	56	22607	6972	6417	4299	2919
*CUYAHOGA	185	102	83	2015	703	864	247	201

TABLE 4

DELINQUENCY CASES DISPOSED OF BY OHIO JUVENILE COURTS, BY TYPE OF DISPOSITION, REASON FOR REFERRAL, AND SEX, 1978

REASON FOR REFERRAL AND SEX	TOTAL	DIS- MISSED	AD JUSTED OR ADMON- ISHED	CASE HELD OPEN	TYPE OF DISPOSITION				PUBLIC DEPT.	PRIVATE AGENCY OR INSTI- TUTION	FINE AND-OR COSTS	OTHER DISPO- SITION	DISPO- SITION NOT SPECI- FIED
					PRO- BATION	PUBLIC IN- STITUTION FOR DE- LINQUENT CHILDREN	OTHER INSTI- TUTION	OTHER COURT					
BOYS AND GIRLS TOTAL.....	48419	6493	7534	4267	9613	3557	673	1563	512	254	6160	7767	26
BOYS TOTAL.....	39211	5312	5462	3660	8145	3166	550	1228	352	191	4791	6331	23
DRUG LAW VIOLATION.....	2534	263	279	221	463	155	23	58	29	5	682	355	1
INJURY TO PERSON.....	2821	747	331	349	455	181	38	46	35	14	268	356	1
ROBBERY.....	921	166	35	66	203	192	14	55	6	2	49	131	2
BURGLARY OR ENTRY.....	6390	683	368	626	2118	990	84	179	39	24	331	943	5
AUTOMOBILE THEFT.....	1707	236	77	162	419	245	32	161	16	5	90	261	3
OTHER THEFT.....	11483	1329	2255	801	2157	565	116	382	113	57	1744	1958	6
SEX OFFENSE.....	401	83	23	30	101	55	9	14	7	3	14	61	1
OTHER DELINQUENT BEHAVIOR.....	12954	1805	2094	1405	2229	783	234	333	107	81	1613	2266	4
GIRLS TOTAL.....	9208	1181	2072	607	1468	391	123	335	160	63	1369	1436	3
DRUG LAW VIOLATION.....	551	65	77	56	99	28	7	20	9	4	110	76	...
INJURY TO PERSON.....	822	255	123	92	118	27	8	5	14	6	70	104	...
ROBBERY.....	65	14	7	3	15	8	2	4	3	9	...
BURGLARY OR ENTRY.....	272	28	17	19	101	24	1	15	8	...	14	45	...
AUTOMOBILE THEFT.....	174	33	7	15	56	16	2	13	4	...	10	18	...
OTHER THEFT.....	4491	352	1407	167	568	81	16	205	45	31	892	725	2
SEX OFFENSE.....	53	11	...	4	13	8	1	...	2	...	5	9	...
OTHER DELINQUENT BEHAVIOR.....	2780	423	434	251	498	199	86	73	78	22	265	450	1

*CUYAHOGA COUNTY

BOYS AND GIRLS TOTAL.....	9281	967	1547	1852	1800	518	...	116	118	43	...	1320	...
BOYS TOTAL.....	6882	799	1180	1517	1557	478	...	105	91	40	...	1115	...
GIRLS TOTAL.....	1399	168	367	335	243	40	...	11	27	3	...	205	...

TABLE 5

DELINQUENCY CASES DISPOSED OF BY OHIO JUVENILE COURTS, BY TYPE OF CARE PENDING DISPOSITION, REASON FOR REFERRAL,
AND SEX, 1978

REASON FOR REFERRAL AND SEX	TOTAL	NO OVERNIGHT DETENTION	JAIL OR POLICE STATION	TYPE OF CARE OVERNIGHT OR LONGER			TYPE OF CARE NOT SPECIFIED
				DETENTION HOME	BOARDING HOME	OTHER PLACE	
BOYS AND GIRLS TOTAL.....	48419	37816	1684	7454	21	1328	116
BOYS TOTAL.....	39211	30250	1459	6314	11	1078	99
DRUG LAW VIOLATION.....	2534	2046	80	284	2	119	3
INJURY TO PERSON.....	2821	2325	70	336	...	83	7
ROBBERY.....	921	530	63	306	...	18	4
BURGLARY OR ENTRY.....	6390	4273	337	1585	2	179	14
AUTOMOBILE THEFT.....	1707	994	138	508	1	58	8
OTHER THEFT.....	11483	9656	253	1260	1	277	36
SEX OFFENSE.....	401	266	17	107	...	10	1
OTHER DELINQUENT BEHAVIOR.....	12954	10160	501	1928	5	334	26
GIRLS TOTAL.....	9208	7566	225	1140	10	250	17
DRUG LAW VIOLATION.....	551	448	12	66	...	25	...
INJURY TO PERSON.....	822	682	9	103	1	27	...
ROBBERY.....	65	44	...	19	...	1	1
BURGLARY OR ENTRY.....	272	184	15	62	...	11	...
AUTOMOBILE THEFT.....	174	114	8	40	...	12	...
OTHER THEFT.....	4491	4004	34	329	1	113	10
SEX OFFENSE.....	53	33	2	15	...	3	...
OTHER DELINQUENT BEHAVIOR.....	2780	2057	145	506	8	58	6

*CUYAHOGA COUNTY

BOYS AND GIRLS TOTAL.....	8281
BOYS TOTAL.....	6882
GIRLS TOTAL.....	1399

TABLE 6
DELINQUENCY CASES DISPOSED OF BY OHIO JUVENILE COURTS, BY TYPE OF DISPOSITION, BY COUNTY, 1978

COUNTY	TOTAL	DIS- MISSED	AD- JUSTED OR ADMON- ISHED	CASE HELD OPEN	PRO- BATION	TYPE OF DISPOSITION			PUBLIC DEPART- MENT	PRIVATE AGENCY OR INSTI- TUTION	FINE AND/OR COSTS	OTHER DISPO- SITION	DISPO- SITION NOT SPECI- FIED
						PUBLIC IN- STITUTION FOR DE- LINQUENT CHILDREN	OTHER PUBLIC INSTI- TUTION	OTHER COURT					
ADAMS	80	10	18	9	27	10	3	2	1	...
ALLEN	752	218	4	...	327	71	...	58	2	3	5	64	...
ASHLAND	153	20	3	18	32	10	...	5	1	1	62	1	...
ASHTABULA	633	43	185	4	96	71	1	4	3	2	63	161	...
ATHENS	152	41	3	1	69	26	...	6	5	1	...
AUGLAIZE	122	4	...	2	...	6	...	2	12	92	4
BELMONT	193	48	12	3	36	3	34	3	47	7	...
BROWN	143	25	...	12	35	12	1	1	9	2	12	34	...
BUTLER	1517	169	2	...	958	84	...	9	21	...	81	193	...
CARROLL	110	11	8	25	35	5	...	24	2	...
CHAMPAIGN	280	23	...	52	103	10	1	6	4	1	12	67	1
CLARK	1596	67	281	756	309	68	4	18	3	3	73	11	3
CLERMONT	459	287	...	3	73	19	...	1	76	...
CLINTON	224	20	1	20	65	43	...	15	30	30	...
COLUMBIANA	214	3	...	82	25	1	103	...
COSHOCTON	57	5	32	14	1	4	1	...
CRAWFORD	232	6	2	50	55	47	2	...	3	1	3	63	...
CUYAHOGA
DARKE	213	6	...	46	39	5	...	5	2	1	58	51	...
DEFIANCE	158	54	9	5	...	14	3	73	...
DELAWARE	240	37	9	22	131	2	...	15	8	16	...
ERIE	1092	108	33	19	110	38	29	51	5	5	262	432	...
FAIRFIELD	335	62	123	4	43	22	...	14	...	1	15	51	...
FAYETTE	97	21	6	...	41	7	2	9	3	8	...
FRANKLIN	3738	997	755	184	618	342	7	8	70	...	76	680	1
FULTON	138	32	21	...	36	10	...	10	2	4	11	12	...
GALLIA	74	20	34	4	...	3	10	...	3
GEAUGA	212	32	25	1	50	3	15	5	32	49	...
GREENE	503	50	150	45	...	4	...	1	192	61	...
GUERNSEY	213	25	140	23	...	11	3	...	3	8	...
HAMILTON	3666	1027	432	222	192	86	123	23	877	684	...
HANCOCK	318	36	9	87	31	15	1	61	...	4	7	67	...
HARDIN	97	10	...	20	12	4	...	1	21	29	...
HARRISON	31	3	2	2	6	8	...	3	1	6	...
HENRY	171	13	26	10	70	4	...	32	...	1	3	12	...
HIGHLAND	162	8	2	...	54	34	2	9	1	...	28	24	...
HOCKING	180	8	...	18	74	22	...	30	13	...	6	9	...
HOLMES	54	45	9
HURON	362	54	...	93	138	22	3	14	2	2	13	21	...
JACKSON	131	17	2	...	35	19	1	2	4	1	23	27	...
JEFFERSON	213	44	16	2	119	18	5	1	...	4	1	3	...
KNOX	91	7	...	13	34	10	1	4	4	18	...
LAKE	1671	132	296	612	137	286	7	37	4	10	128	22	...
LAWRENCE	278	37	...	8	101	38	...	20	...	1	15	58	...
LICKING	492	101	...	2	130	77	2	10	4	3	2	161	...

TABLE 6
DELINQUENCY CASES DISPOSED OF BY OHIO JUVENILE COURTS, BY TYPE OF DISPOSITION, BY COUNTY, 1978

COUNTY	TOTAL	DIS- MISSED	AD- JUSTED OR ADMON- ISHED	CASE HELD OPEN	TYPE OF DISPOSITION							OTHER DISPO- SITION	DISPO- SITION NOT SPECI- FIED
					PRO- BATION	PUBLIC IN- STITUTION FOR DE- LINQUENT CHILDREN	OTHER PUBLIC INSTI- TUTION	OTHER COURT	PUBLIC DEPART- MENT	PRIVATE AGENCY OR INSTI- TUTION	FINE AND/OR COSTS		
LOGAN	150	22	40	...	57	12	2	14	2	1	...
LORAIN	1088	119	64	...	187	124	5	18	19	6	207	339	...
LUCAS	2855	351	224	50	689	239	16	46	25	8	1180	27	...
MADISON	127	14	2	20	46	15	...	23	7	...
MAHONING	903	54	486	36	232	61	1	2	17	4	...	10	...
MARION	729	111	21	79	111	67	24	23	18	...	167	108	...
MEDINA	386	45	...	88	37	9	...	38	168	1	...
MEIGS	330	45	174	54	17	3	31	6	...
MERCER	110	6	2	1	27	7	...	4	1	...	4	58	...
MIAMI	659	98	27	...	85	50	28	48	1	...	223	99	...
MONROE	14	1	9	4	...
MONTGOMERY	3884	540	1843	...	414	153	1	...	5	25	162	728	13
MORGAN	15	1	11	3
MORROW	66	3	...	4	33	9	...	9	...	1	1	6	...
MUSKINGUM	578	29	6	190	234	19	...	17	15	...	67	1	...
NOBLE	19	2	...	3	14	...
OTTAWA	616	25	1	442	24	22	1	27	1	...	60	13	...
PAULDING	115	9	1	11	...	9	1	...	67	17	...
PERRY	107	9	1	1	23	5	...	19	41	8	...
PICKAWAY	262	28	12	14	143	27	1	19	6	1	7	4	...
PIKE	58	4	6	...	11	6	2	7	12	10	...
PORTAGE	446	9	2	16	1	174	9	24	...	1	182	28	...
PREBLE	136	17	11	1	42	8	...	24	1	...	19	13	...
PUTNAM	75	11	53	3	5	3	...
RICHLAND	1059	22	534	144	109	30	31	3	21	...	136	26	1
ROSS	390	38	...	156	65	31	1	37	1	...	47	14	...
SANDUSKY	261	24	10	...	19	14	36	2	1	...	87	68	...
SCIOTO	163	34	66	39	...	9	7	8	...
SENECA	504	28	7	130	58	55	11	27	5	...	72	111	...
SHELBY	393	33	...	159	159	17	6	10	...	1	4	3	1
STARK	2003	196	402	2	194	135	7	77	8	6	22	953	1
SUMMIT	3546	203	1356	6	332	106	100	61	55	121	165	1041	...
TRUMBULL	1124	14	538	28	241	96	...	25	180	2	...
TUSCARAWAS	264	24	7	2	52	27	3	34	113	2	...
UNION	121	6	5	6	43	8	...	13	29	11	...
VAN WERT	197	8	49	...	92	5	...	11	...	1	3	28	...
VINTON	92	23	1	2	19	1	8	4	4	30	...
WARREN	1458	144	9	456	76	44	44	89	18	1	216	360	1
WASHINGTON	247	69	26	21	2	3	50	76	...
WAYNE	388	75	6	18	82	15	2	31	...	1	148	10	...
WILLIAMS	150	3	16	32	37	4	1	22	1	3	22	9	...
WOOD	391	50	1	...	197	30	...	86	1	...	8	18	...
WYANDOT	93	7	...	4	41	15	2	...	21	3	...
ALL COUNTIES	48419	6493	7534	4267	9613	3557	673	1563	512	254	6160	7767	26
*CUYAHOGA	8281	967	1547	1852	1800	518	...	116	118	43	...	1320	...

TABLE 7

DELINQUENCY CASES DISPOSED OF BY OHIO JUVENILE COURTS, BY AGE, REASON FOR REFERRAL, AND SEX, 1978

REASON FOR REFERRAL AND SEX	TOTAL	AGE - IN YEARS												18 AND OVER	AGE NOT SPEC- IFIED
		UNDER 7	7	8	9	10	11	12	13	14	15	16	17		
BOYS AND GIRLS TOTAL.	48421	19	40	119	249	530	919	1715	3598	6250	9285	11394	13266	865	172
BOYS TOTAL.....	39213	15	36	95	220	463	770	1327	2821	4803	7370	9282	11167	701	143
DRUG LAW VIOLATION.....	2534	1	1	14	26	67	191	426	652	1126	21	9
INJURY TO PERSON.....	2821	2	3	7	15	26	52	126	227	317	460	637	841	98	10
ROBBERY.....	921	...	2	1	...	7	16	22	64	80	160	221	316	31	1
BURGLARY OR ENTRY.....	6391	1	2	22	28	92	114	193	516	953	1294	1498	1553	110	15
AUTOMOBILE THEFT.....	1707	2	2	4	1	26	108	219	427	468	420	19	11
OTHER THEFT.....	11483	1	18	33	87	181	347	548	1034	1608	2219	2490	2660	228	29
SEX OFFENSE.....	402	2	4	6	6	8	39	61	83	75	102	14	2
OTHER DELINQUENT BEHAVIOR.	12954	11	11	28	83	146	220	378	766	1374	2301	3241	4149	180	66
GIRLS TOTAL.....	9208	4	4	24	29	67	149	388	777	1447	1915	2112	2099	164	29
DRUG LAW VIOLATION.....	551	1	4	13	64	108	175	181	4	1
INJURY TO PERSON.....	822	6	5	6	9	58	68	149	172	181	161	7	...
ROBBERY.....	65	1	1	1	2	4	12	14	15	12	3	...
BURGLARY OR ENTRY.....	272	...	1	3	1	2	6	10	35	39	49	53	67	6	...
AUTOMOBILE THEFT.....	174	1	16	32	47	51	26	1	...
OTHER THEFT.....	4491	1	3	7	13	46	114	249	452	721	862	930	968	111	14
SEX OFFENSE.....	53	2	2	6	7	10	25	1	...
OTHER DELINQUENT BEHAVIOR.	2780	2	...	8	10	12	18	62	187	424	656	697	659	31	14
*CUYAHOGA COUNTY															
BOYS AND GIRLS TOTAL...	8281	45	47	94	187	367	688	1164	1483	2028	2109	...	69
BOYS TOTAL.....	6882	41	43	78	159	291	547	952	1174	1737	1807	...	54
GIRLS TOTAL.....	1399	4	5	16	28	76	141	212	309	291	302	...	15

TABLE 8

TRAFFIC CASES DISPOSED OF BY OHIO JUVENILE COURTS, BY CARE PENDING DISPOSITION, AGE, AND SEX, 1978

AGE - IN YEARS - AND SEX	TOTAL	NO OVERNIGHT DETENTION CARE	JAIL OR POLICE STATION	TYPE OF CARE OVERNIGHT OR LONGER DETENTION HOME	OTHER PLACE	CARE NOT SPECIFIED
BOYS AND GIRLS, TOTAL...	88572	86352	106	152	96	1866
BOYS, TOTAL.....	71972	70142	97	139	86	1508
07.....	5	5
08.....	10	10
09.....	12	12
10.....	46	46
11.....	76	75	1	...
12.....	202	198	...	1	...	3
13.....	646	633	...	2	...	11
14.....	1557	1514	...	5	5	33
15.....	3332	3218	9	13	2	90
16.....	22314	21729	24	40	25	496
17.....	43185	42120	60	78	53	874
18.....	499	496	3
19.....	8	8
20.....	2	2
21 AND OVER.....	3	3
AGE NOT SPECIFIED.....	75	73	1	1
GIRLS, TOTAL.....	16600	16210	9	13	10	358
07.....	1	1
09.....	1	1
10.....	2	1	1
11.....	8	8
12.....	30	30
13.....	101	100	1
14.....	240	235	2	3
15.....	499	473	4	22
16.....	5221	5088	1	6	2	124
17.....	10378	10155	2	7	8	206
18.....	103	102	1
19.....	4	4
AGE NOT SPECIFIED.....	12	12
*CUYAHOGA COUNTY						
BOYS AND GIRLS TOTAL	10578	10578				
BOYS, TOTAL.....	8779	8779				
GIRLS, TOTAL.....	1799	1799				

TABLE 9

TRAFFIC CASES DISPOSED OF BY OHIO JUVENILE COURTS, BY TYPE OF DISPOSITION, AGE, AND SEX, 1978

TYPE OF DISPOSITION

AGE - IN YEARS - AND SEX	TOTAL	DIS- MISSED	AD- JUSTED OR ADMON- ISHED	CASE HELD OPEN	PRO- BATION	PUBLIC IN- STITUTION FOR DE- LINQUENT CHILDREN	OTHER PUBLIC INSTI- TUTION	OTHER COURT	PUBLIC DEPART- MENT	PRIVATE AGENCY OR INSTI- TUTION	FINE AND-OR COSTS	OTHER DISPO- SITION	DISPO- SITION NOT SPECI- FIED
BOYS AND GIRLS, TOTAL...	88572	4162	1908	2247	363	179	22	4461	4	...	61873	13348	5
BOYS, TOTAL.....	71972	3581	1627	1947	308	170	22	3607	3	...	49531	11172	4
07.....	5	4	1	...
08.....	10	...	4	4	2	...
09.....	12	1	2	7	2	...
10.....	46	1	9	2	1	27	6	...
11.....	76	5	11	1	1	2	44	12	...
12.....	202	8	22	1	1	1	128	41	...
13.....	646	27	62	6	6	4	...	7	403	131	...
14.....	1557	78	125	11	15	3	...	27	997	301	...
15.....	3332	138	119	53	33	30	4	93	1	...	2118	740	3
16.....	22314	954	428	590	93	52	4	1048	1	...	15622	3522	...
17.....	43185	2285	842	1270	157	80	13	2395	1	...	29777	6364	1
18.....	499	78	1	7	1	1	1	12	355	43	...
19.....	8	2	2	4
20.....	2	1	...	1
21 AND OVER.....	3	3
AGE NOT SPECIFIED.....	75	3	2	5	1	16	41	7	...
GIRLS, TOTAL.....	16600	581	281	300	55	9	...	854	1	...	12342	2176	1
07.....	1	1
09.....	1	1
10.....	2	2
11.....	8	6	2	...
12.....	30	1	4	1	23	1	...
13.....	101	8	7	2	2	4	64	14	...
14.....	240	8	8	...	3	4	173	44	...
15.....	499	7	12	11	6	1	...	15	337	110	...
16.....	5221	186	64	101	15	6	...	239	1	...	3850	759	...
17.....	10378	363	183	186	29	2	...	585	7791	1238	1
18.....	103	8	2	2	85	6	...
19.....	4	2	2
AGE NOT SPECIFIED.....	12	...	1	2	7	2	...

*CUYAHOGA COUNTY

BOYS AND GIRLS, TOTAL.....	10578
BOYS, TOTAL.....	8779
GIRLS, TOTAL.....	1799

TABLE 10

DEPENDENCY AND NEGLECT CASES DISPOSED OF BY OHIO JUVENILE COURTS, BY SOURCE OF REFERRAL, REASON FOR REFERRAL, AND SEX, 1978

REASON FOR REFERRAL AND SEX	SOURCE OF REFERRAL								SOURCE NOT SPECIFIED
	TOTAL	PARENT OR RELATIVE	PROBATION OFFICER	LAW ENFORCEMENT OFFICER	OTHER COURT	SCHOOL DEPARTMENT	SOCIAL AGENCY	OTHER SOURCE	
BOYS AND GIRLS TOTAL.....	10565	2500	187	315	94	47	6635	787	...
BOYS TOTAL.....	5456	1291	80	191	38	25	3442	389	...
LACK OF CARE OR SUPPORT.....	1771	155	24	54	6	14	1409	109	...
ABANDONMENT OR DESERTION.....	66	18	1	43	4	...
ABUSE OR CRUEL TREATMENT.....	103	3	1	1	1	...	92	5	...
CONDITIONS INJURIOUS TO MORALS.	195	14	5	88	2	3	72	11	...
PHYSICALLY HANDICAPPED.....	5	4	1	...
PLACEMENT OR CUSTODY.....	2487	993	30	26	24	2	1241	171	...
OTHER REASON.....	829	108	19	22	5	6	581	88	...
GIRLS TOTAL.....	5109	1209	107	124	56	22	3193	398	...
LACK OF CARE OR SUPPORT.....	1616	125	44	35	1	6	1303	102	...
ABANDONMENT OR DESERTION.....	82	17	4	4	...	2	49	6	...
ABUSE OR CRUEL TREATMENT.....	115	5	1	2	101	6	...
CONDITIONS INJURIOUS TO MORALS.	135	17	5	32	...	1	73	7	...
PHYSICALLY HANDICAPPED.....	5	4	1	...
PLACEMENT OR CUSTODY.....	2313	941	26	25	52	8	1087	174	...
OTHER REASON.....	843	104	27	26	3	5	576	102	...

*CUYAHOGA COUNTY

BOYS AND GIRLS TOTAL	492
BOYS TOTAL.....	271
GIRLS TOTAL.....	221

TABLE 11

DEPENDENCY AND NEGLECT CASES DISPOSED OF BY OHIO JUVENILE COURTS, BY AGE, REASON FOR REFERRAL, AND SEX, 1978

REASON FOR REFERRAL AND SEX	TOTAL	AGE - IN YEARS																			18 AND OVER	AGE NOT SPEC
		UNDER 1	1	2	3	4	5	6	7	8	9	10	11	12	13	14	15	16	17			
BOYS AND GIRLS TOTAL.	10565	962	864	702	676	538	541	538	564	467	460	439	406	477	458	507	579	548	380	69	390	
BOYS TOTAL.....	5456	504	442	368	356	263	276	299	303	244	238	266	217	234	233	241	274	254	190	26	228	
LACK OF CARE OR SUPPORT...	1771	182	180	141	127	89	92	93	113	67	80	83	63	66	70	74	68	63	39	6	75	
ABANDONMENT OR DESERTION..	66	8	5	7	5	3	5	2	4	3	...	2	7	2	2	1	2	2	3	...	3	
ABUSE OR CRUEL TREATMENT..	103	9	17	11	9	6	4	8	4	2	2	2	8	3	7	2	6	2	1	
COND. INJURIOUS TO MORALS.	195	9	5	4	9	5	10	7	4	7	8	2	6	7	7	14	26	28	35	...	2	
PHYSICALLY HANDICAPPED....	5	3	1	1	
PLACEMENT OR CUSTODY.....	2487	214	144	135	139	110	124	139	132	141	113	141	110	128	121	123	146	123	88	9	107	
OTHER REASON.....	829	82	91	70	67	50	41	50	46	24	35	36	23	25	25	27	26	36	24	11	40	
GIRLS TOTAL.....	5109	458	422	334	320	275	265	239	261	223	222	173	189	243	225	266	305	294	190	43	162	
LACK OF CARE OR SUPPORT...	1616	162	159	103	110	94	82	69	80	84	60	54	60	72	73	82	74	76	56	12	54	
ABANDONMENT OR DESERTION..	82	7	7	9	7	5	9	9	2	3	4	4	...	2	4	2	5	3	
ABUSE OR CRUEL TREATMENT..	115	4	9	5	13	6	5	...	2	9	5	3	4	6	7	11	13	4	7	...	2	
COND. INJURIOUS TO MORALS.	135	7	2	6	4	7	4	4	7	6	5	5	4	10	6	9	18	14	14	1	2	
PHYSICALLY HANDICAPPED....	5	1	3	1	
PLACEMENT OR CUSTODY.....	2313	205	168	152	129	116	119	119	120	90	112	78	92	118	100	126	142	163	85	13	66	
OTHER REASON.....	843	72	77	59	57	47	46	38	50	31	36	29	29	32	34	36	53	34	28	17	38	

*CUYAHOGA COUNTY

BOYS AND GIRLS TOTAL.....	492
BOYS TOTAL.....	271
GIRLS TOTAL.....	221

TABLE 12

DEPENDENCY AND NEGLECT CASES DISPOSED OF BY OHIO JUVENILE COURTS, BY TYPE OF CARE PENDING DISPOSITION, REASON FOR REFERRAL,
AND SEX, 1978

REASON FOR REFERRAL AND SEX	TOTAL	NO OVERNIGHT DETENTION	JAIL OR POLICE STATION	TYPE OF CARE OVERNIGHT OR LONGER		OTHER PLACE	TYPE OF CARE NOT SPECIFIED
				DETENTION HOME	BOARDING HOME		
BOYS AND GIRLS TOTAL.....	10565	6454	18	87	1397	2440	169
BOYS TOTAL.....	5456	3361	10	58	717	1210	100
LACK OF CARE OR SUPPORT.....	1771	949	2	13	287	513	7
ABANDONMENT OR DESERTION.....	66	32	...	1	15	17	1
ABUSE OR CRUEL TREATMENT.....	103	43	1	...	19	40	...
CONDITIONS INJURIOUS TO MORALS	195	138	3	11	6	36	1
PHYSICALLY HANDICAPPED.....	5	4	1	...
PLACEMENT OR CUSTODY.....	2487	1606	4	27	290	472	88
OTHER REASON.....	829	589	...	6	100	131	3
GIRLS TOTAL.....	5109	3093	8	29	680	1230	69
LACK OF CARE OR SUPPORT.....	1616	880	...	7	275	452	2
ABANDONMENT OR DESERTION.....	82	39	...	1	17	25	...
ABUSE OR CRUEL TREATMENT.....	115	36	...	1	26	51	1
CONDITIONS INJURIOUS TO MORALS	135	88	5	5	8	29	...
PHYSICALLY HANDICAPPED.....	5	4	1
PLACEMENT OR CUSTODY.....	2313	1451	2	11	256	536	57
OTHER REASON.....	843	595	1	4	97	137	9

*CUYAHOGA COUNTY

BOYS AND GIRLS TOTAL.....	492
BOYS TOTAL.....	271
GIRLS TOTAL.....	221

TABLE 13

DEPENDENCY AND NEGLECT CASES DISPOSED OF BY OHIO JUVENILE COURTS, BY TYPE OF DISPOSITION, REASON FOR REFERRAL, AND SEX, 1978

REASON FOR REFERRAL AND SEX	TOTAL	DIS- MISSED	AD JUSTED OR ADMON- ISHED	CASE HELD OPEN	TYPE OF DISPOSITION				PUBLIC DEPT.	PRIVATE AGENCY OR INSTI- TUTION	FINE AND-OR COSTS	OTHER DISPO- SITION	DISPO- SITION NOT SPECI- FIED
					PRO- BATION	PUBLIC IN- STITUTION FOR DE- LINQUENT CHILDREN	OTHER PUBLIC INSTI- TUTION	OTHER COURT					
BOYS AND GIRLS TOTAL.....	10565	1436	180	944	46	20	335	55	3697	266	36	3535	15
BOYS TOTAL.....	5456	748	93	533	29	15	171	32	1896	144	23	1762	10
LACK OF CARE OR SUPPORT.....	1771	254	12	175	4	...	22	8	876	80	3	337	...
ABANDONMENT OR DESERTION.....	66	10	1	2	1	...	28	2	...	22	...
ABUSE OR CRUEL TREATMENT.....	103	19	1	3	6	1	60	2	...	11	...
CONDITIONS INJURIOUS TO MORALS.	195	26	15	15	15	4	4	7	46	...	17	46	...
PHYSICALLY HANDICAPPED.....	5	1	...	3	1
PLACEMENT OR CUSTODY.....	2487	307	58	228	6	8	100	15	658	55	2	1050	...
OTHER REASON.....	829	131	6	107	4	3	38	1	227	5	1	296	10
GIRLS TOTAL.....	5109	688	87	411	17	5	164	23	1801	122	13	1773	5
LACK OF CARE OR SUPPORT.....	1616	209	17	152	3	2	22	11	839	67	1	293	...
ABANDONMENT OR DESERTION.....	82	21	2	4	2	...	30	23	...
ABUSE OR CRUEL TREATMENT.....	115	11	...	3	8	...	80	4	...	9	...
CONDITIONS INJURIOUS TO MORALS.	135	27	11	12	7	...	3	2	31	...	7	35	...
PHYSICALLY HANDICAPPED.....	5	3	2
PLACEMENT OR CUSTODY.....	2313	267	45	146	2	2	94	9	600	45	2	1101	...
OTHER REASON.....	843	153	12	91	5	1	35	1	219	6	3	312	5

*CUYAHOGA COUNTY

BOYS AND GIRLS TOTAL.....	492
BOYS TOTAL.....	271
GIRLS TOTAL.....	221

TABLE 14

SPECIAL SERVICE CASES DISPOSED OF BY OHIO JUVENILE COURTS, BY SOURCE OF REFERRAL, REASON FOR REFERRAL, AND SEX, 1978

REASON FOR REFERRAL AND SEX	SOURCE OF REFERRAL								SOURCE NOT SPECIFIED
	TOTAL	PARENT OR RELATIVE	PROBATION OFFICER	LAW ENFORCEMENT OFFICER	OTHER COURT	SCHOOL DEPARTMENT	SOCIAL AGENCY	OTHER SOURCE	
BOYS AND GIRLS TOTAL.....	2401	604	806	78	70	2	312	522	7
BOYS TOTAL.....	1456	345	561	49	40	2	153	302	4
CONSENT TO MARRY.....	386	246	12	9	17	...	6	94	2
OTHER REASON.....	1070	99	549	40	23	2	147	208	2
GIRLS TOTAL.....	945	259	245	29	30	...	159	220	3
CONSENT TO MARRY.....	325	198	3	14	16	...	1	90	3
OTHER REASON.....	620	61	242	15	14	...	158	130	...
*CUYAHOGA COUNTY									
BOYS AND GIRLS TOTAL.....	185								
BOYS TOTAL.....	102								
GIRLS TOTAL.....	83								

TABLE 15

SPECIAL SERVICE CASES DISPOSED OF BY OHIO JUVENILE COURTS, BY AGE, REASON FOR REFERRAL, AND SEX, 1978

REASON FOR REFERRAL AND SEX	TOTAL	AGE - IN YEARS																			18 AND OVER	AGE NOT SPEC
		UNDER 1	1	2	3	4	5	6	7	8	9	10	11	12	13	14	15	16	17			
BOYS AND GIRLS TOTAL.	2401	39	33	41	42	23	35	35	35	21	26	27	33	45	47	130	301	313	725	294	156	
BOYS TOTAL.....	1456	14	14	17	20	9	14	15	21	10	17	16	23	27	28	69	98	188	569	190	97	
CONSENT TO MARRY.....	386	2	3	2	...	2	2	...	3	...	2	2	2	3	1	...	5	44	276	30	7	
OTHER REASON.....	1070	12	11	15	20	7	12	15	18	10	15	14	21	24	27	69	93	144	293	160	90	
GIRLS TOTAL.....	945	25	19	24	22	14	21	20	14	11	9	11	10	18	19	61	203	125	156	104	59	
CONSENT TO MARRY.....	325	4	3	4	4	2	2	4	2	1	2	2	...	4	1	30	150	48	47	11	4	
OTHER REASON.....	620	21	16	20	18	12	19	16	12	10	7	9	10	14	18	31	53	77	109	93	55	

*CUYAHOGA COUNTY

BOYS AND GIRLS TOTAL..... 185

BOYS TOTAL..... 102

GIRLS TOTAL..... 83

TABLE 16

SPECIAL SERVICE CASES DISPOSED OF BY OHIO JUVENILE COURTS, BY TYPE OF CARE PENDING DISPOSITION, REASON FOR REFERRAL,
AND SEX, 1978

REASON FOR REFERRAL AND SEX	TOTAL	NO OVERNIGHT DETENTION	JAIL OR POLICE STATION	TYPE OF CARE OVERNIGHT OR LONGER		OTHER PLACE	TYPE OF CARE NOT SPECIFIED
				DETENTION HOME	BOARDING HOME		
BOYS AND GIRLS TOTAL.....	2401	2115	6	89	41	127	23
BOYS TOTAL.....	1456	1298	6	63	15	61	13
CONSENT TO MARRY.....	386	330	12	39	5
OTHER REASON.....	1070	968	6	63	3	22	8
GIRLS TOTAL.....	945	817	...	26	26	66	10
CONSENT TO MARRY.....	325	258	14	48	5
OTHER REASON.....	620	559	...	26	12	18	5
*CUYAHOGA COUNTY							
BOYS AND GIRLS TOTAL.....	185						
BOYS TOTAL.....	102						
GIRLS TOTAL.....	83						

TABLE 17

SPECIAL SERVICE CASES DISPOSED OF BY OHIO JUVENILE COURTS, BY TYPE OF DISPOSITION, REASON FOR REFERRAL, AND SEX, 1978

REASON FOR REFERRAL AND SEX	TOTAL	DIS- MISSED	AD JUSTED OR ADMON- ISHED	CASE HELD OPEN	PRO- BATION	TYPE OF DISPOSITION				PUBLIC INSTI- TUTION	PRIVATE AGENCY OR INSTI- TUTION	FINE AND-OR COSTS	OTHER DISPO- SITION	DISPO- STITION NOT SPECI- FIED
						FOR DE- LINQUENT CHILDREN	OTHER INSTI- TUTION	OTHER COURT	PUBLIC DEPT.					
BOYS AND GIRLS TOTAL.....	2401	168	37	58	37	8	7	16	80	6	10	1969	5	
BOYS TOTAL.....	1456	92	22	35	27	6	6	9	38	3	8	1210	...	
CONSENT TO MARRY.....	386	12	10	7	2	9	18	1	1	326	...	
OTHER REASON.....	1070	80	12	28	25	6	6	...	20	2	7	884	...	
GIRLS TOTAL.....	945	76	15	23	10	2	1	7	42	3	2	759	5	
CONSENT TO MARRY.....	325	17	8	8	1	6	25	257	3	
OTHER REASON.....	620	59	7	15	9	2	1	1	17	3	2	502	2	

*CUYAHOGA COUNTY

BOYS AND GIRLS TOTAL.....	185
BOYS TOTAL.....	102
GIRLS TOTAL.....	83

TABLE 18

ADULT CASES DISPOSED OF BY OHIO JUVENILE COURTS, BY TYPE OF DISPOSITION, REASON FOR REFERRAL, AND SEX, 1978

REASON FOR REFERRAL AND SEX	TYPE OF DISPOSITION												COURT ORDER TO SUP- PORT	OTHER DISPO- SITION	DISPO- SITION NOT SPECI- FIED
	TOTAL	DIS- MISSED	AD- JUSTED OR ADMON- ISHED	CON- TIN- UED	OTHER COURT	AC- QUIT- TED	DE- FERRED	COM- MIT- TED	FINE AND- OR COSTS	COM- MIT- MENT, FINE, AND- OR COSTS	SEN- TENCE SUS- PEN- DED	PRO- BA- TION			
MALES AND FEMALES TOTAL.....	10463	2219	1195	1911	261	28	7	79	254	217	184	222	3226	653	7
MALES TOTAL.....	9756	1979	1183	1774	258	24	5	72	206	200	147	195	3184	522	7
NONSUPPORT.....	3308	525	1160	586	216	1	...	18	4	36	52	9	617	79	5
CONTRIBUTING TO-															
DELINQUENCY.....	686	207	3	158	5	1	...	26	94	62	38	54	5	33	...
DEPENDENCY AND NEGLECT.....	285	112	2	19	1	...	1	1	3	24	12	12	69	29	...
ACTING IN A WAY TO CAUSE DELINQUENCY.....	245	90	3	14	1	2	1	3	41	38	18	17	...	17	...
ABANDONMENT OR DESERTION.....	1	1	...
ABUSE OR CRUEL TREATMENT.....	101	29	1	15	2	1	...	6	3	5	9	18	...	12	...
PATERNITY.....	4153	776	14	667	24	15	1	2	11	...	2	70	2317	253	1
VIOLATION OF SCHOOL LAW.....	141	62	...	33	2	...	16	...	5	2	...	21	...
VIOLATION OF LABOR LAW.....	1	1
OTHER REASON.....	835	178	...	282	9	4	...	16	33	35	11	13	176	77	1
FEMALES TOTAL.....	707	240	12	137	3	4	2	7	48	17	37	27	42	131	...
NONSUPPORT.....	22	6	2	5	2	7
CONTRIBUTING TO-															
DELINQUENCY.....	120	38	2	29	...	1	15	8	10	8	2	7	...
DEPENDENCY AND NEGLECT.....	116	30	2	9	1	1	1	9	5	3	55	...
ACTING IN A WAY TO CAUSE DELINQUENCY.....	75	46	2	7	1	3	1	3	4	5	...	3	...
ABANDONMENT OR DESERTION.....	1	1
ABUSE OR CRUEL TREATMENT.....	23	7	1	2	1	4	5	...	3	...
PATERNITY.....	34	6	...	5	1	2	14	6	...
VIOLATION OF SCHOOL LAW.....	185	80	2	38	1	28	...	10	2	...	24	...
VIOLATION OF LABOR LAW.....	1	1
OTHER REASON.....	130	26	1	42	...	1	...	2	3	4	...	2	16	33	...

*CUYAHOGA COUNTY

MALES AND FEMALES TOTAL.....	1838
MALES TOTAL.....	...
FEMALES TOTAL.....	...

TABLE 19

ADULT CASES DISPOSED OF BY OHIO JUVENILE COURTS, BY NUMBER OF CHILDREN INVOLVED, REASON FOR REFERRAL, AND SEX, 1978

REASON FOR REFERRAL AND SEX	TOTAL	NUMBER OF CHILDREN									10 OR MORE	NOT SPECI- FIED
		1	2	3	4	5	6	7	8	9		
MALES AND FEMALES TOTAL.....	10463	7996	1560	592	169	56	18	5	2	...	4	61
MALES TOTAL.....	9756	7448	1464	564	155	46	13	3	1	...	4	58
NONSUPPORT.....	3308	1741	987	398	114	32	9	3	1	23
CONTRIBUTING TO-												
DELINQUENCY.....	686	539	106	30	4	1	1	5
DEPENDENCY AND NEGLECT.....	285	174	58	39	8	6
ACTING IN A WAY TO CAUSE DELINQUENCY.....	245	195	25	18	2	4	1
ABANDONMENT OR DESERTION.....	1	1
ABUSE OR CRUEL TREATMENT.....	101	90	7	3	1
PATERNITY.....	4153	4023	108	8	...	1	1	12
VIOLATION OF SCHOOL LAW.....	141	124	11	4	2
VIOLATION OF LABOR LAW.....	1	1
OTHER REASON.....	835	560	162	64	24	6	2	17
FEMALES TOTAL.....	707	548	96	28	14	10	5	2	1	3
NONSUPPORT.....	22	14	5	2	1
CONTRIBUTING TO-												
DELINQUENCY.....	120	87	26	5	1	1
DEPENDENCY AND NEGLECT.....	116	89	9	3	6	4	3	1	1
ACTING IN A WAY TO CAUSE DELINQUENCY.....	75	67	5	2	1
ABANDONMENT OR DESERTION.....	1	...	1
ABUSE OR CRUEL TREATMENT.....	23	19	3	1
PATERNITY.....	34	33	1
VIOLATION OF SCHOOL LAW.....	185	160	14	7	2	2
VIOLATION OF LABOR LAW.....	1	...	1
OTHER REASON.....	130	79	32	8	4	4	1	1	1
*CUYAHOGA COUNTY												
MALES AND FEMALES TOTAL.....	1838											
MALES TOTAL.....	...											
FEMALES TOTAL.....	...											

TABLE 20

DELINQUENCY CASES DISPOSED OF BY OHIO JUVENILE COURTS, BY PREVIOUS COURT EXPERIENCE, REASON FOR REFERRAL, AND SEX, 1978

REASON FOR REFERRAL AND SEX	TOTAL	PREVIOUS COURT EXPERIENCE				LAST DEALT WITH					NOT SPEC.
		NOT PREV. DEALT WITH	LAST DEALT PRIOR YEAR	THIS YEAR IN TYPE NOT SPEC.	THIS YR. DELIN- QUENCY	THIS YR. DEPEND- ENCY	THIS YR. NEGLECT	THIS YR. SPEC. PROC.	THIS YR. TRAFFIC	THIS YR. UNRULY	
BOYS AND GIRLS TOTAL.	48419	25529	10846	...	9282	49	9	28	1075	1555	46
BOYS TOTAL.....	39211	19619	9269	...	8118	32	9	20	1007	1098	39
DRUG LAW VIOLATION.....	2534	1344	583	...	418	2	135	51	1
INJURY TO PERSON.....	2821	1280	731	...	654	5	2	1	79	64	5
ROBBERY.....	921	316	306	...	266	1	12	19	1
BURGLARY OR ENTRY.....	6390	2860	1682	...	1556	11	...	5	112	159	5
AUTOMOBILE THEFT.....	1707	748	421	...	446	2	30	53	7
OTHER THEFT.....	11483	6553	2517	...	1903	8	1	9	209	273	10
SEX OFFENSE.....	401	198	99	...	88	8	8	...
OTHER DELINQUENT BEHAVIOR.	12954	6320	2930	...	2787	6	6	2	422	471	10
GIRLS TOTAL.....	9208	5910	1577	...	1164	17	...	8	68	457	7
DRUG LAW VIOLATION.....	551	370	90	...	69	1	8	13	...
INJURY TO PERSON.....	822	482	168	...	117	2	...	3	7	43	...
ROBBERY.....	65	33	15	...	12	1	4	...
BURGLARY OR ENTRY.....	272	140	53	...	54	1	2	22	...
AUTOMOBILE THEFT.....	174	97	31	...	32	2	12	...
OTHER THEFT.....	4491	3494	570	...	300	6	...	2	24	89	6
SEX OFFENSE.....	53	18	20	...	13	2	...
OTHER DELINQUENT BEHAVIOR.	2780	1276	630	...	567	8	...	2	24	272	1

* CUYAHOGA COUNTY

BOYS AND GIRLS TOTAL....	8281
BOYS TOTAL.....	6882
GIRLS TOTAL.....	1399

TABLE 21
CHILDREN AND ADULT CASES DISPOSED OF BY OHIO JUVENILE COURTS, BY TYPE OF CASE, RACE, AND COUNTY, 1978

COUNTY	TOTAL	DELINQUENCY				TOTAL	TRAFFIC				TOTAL	DEPENDENCY AND NEGLECT				TOTAL	SPECIAL SERVICES			
		W.	N.	O.	UNK.		W.	N.	O.	UNK.		W.	N.	O.	UNK.		W.	N.	O.	UNK.
ADAMS	80	80	154	153	...	1	...	9	9	13	13
ALLEN	752	540	208	3	1	1130	1000	119	3	8	109	24	8	...	77	41	7	...	1	33
ASHLAND	153	153	424	424	51	51	6	6
ASHTABULA	633	602	25	1	5	813	813	187	156	19	12	...	15	13	1	1	...
ATHENS	152	136	7	...	9	290	251	3	1	35	119	114	3	...	2	39	36	3
AUGLAIZE	122	121	...	1	...	401	395	5	1	...	15	15	18	18
BELMONT	193	189	4	429	428	1	69	69	16	16
BROWN	143	141	1	1	...	241	241	56	53	3	12	12
BUTLER	1517	1366	143	...	8	2290	2216	73	...	1	346	280	44	...	22	112	99	12	...	1
CARROLL	110	110	136	136	27	27	3	3
CHAMPAIGN	280	274	6	255	251	4	27	26	1	1	1
CLARK	1596	1185	364	3	44	1404	1403	1	336	315	20	1	...	38	38
CLERMONT	459	459	1235	1233	2	61	61	25	25
CLINTON	224	209	10	...	5	369	235	2	...	132	59	57	2	4	4
COLUMBIANA	214	213	1	781	781	41	41	8	8
COSHOCTON	57	56	1	289	288	1	2	1	1	6	6
CRAWFORD	232	229	3	391	391	86	86	10	10
CUYAHOGA
DARKE	213	212	1	558	555	2	1	...	105	105	20	20
DEFIANCE	158	158	388	388	12	12	14	14
DELAWARE	240	237	1	1	1	982	976	5	...	1	185	178	7	1	1
ERIE	1092	855	175	2	60	1293	1025	77	2	189	146	126	15	...	5	6	6
FAIRFIELD	335	334	1	978	977	1	49	49	46	46
FAYETTE	97	58	4	...	35	219	109	1	...	109	26	14	12	8	7	1
FRANKLIN	3738	2604	1134	11785	1242	68	...	10475	1297	823	467	7	...	115	103	11	1	...
FULTON	138	116	...	22	...	433	409	...	24	...	4	4	15	14	...	1	...
GALLIA	74	74	265	254	1	...	10	24	24
GEAUGA	212	211	1	703	703	45	45	3	3
GREENE	503	167	19	...	317	1152	825	28	4	295	140	8	9	...	123	63	23	1	...	39
GUERNSEY	213	210	3	350	350	68	67	1	4	4
HAMILTON	3666	2245	1316	105	...	9529	7784	948	...	797	937	395	488	17	37	15	14	1
HANCOCK	318	292	1	25	...	831	813	3	14	1	31	31	28	28
HARDIN	97	92	5	202	190	6	3	3	37	37	1	1
HARRISON	31	27	2	...	2	129	105	24	7	6	1	5	5
HENRY	171	160	...	11	...	354	344	...	9	1	12	12	4	4
HIGHLAND	162	156	6	318	313	4	1	...	19	18	1	11	11
HOCKING	180	180	209	209	60	59	1	14	14
HOLMES	54	54	169	169	2	2
HURON	362	347	9	6	...	534	522	1	11	...	68	65	...	3	...	13	13
JACKSON	131	131	286	286	43	43	19	19
JEFFERSON	213	170	43	425	424	1	69	60	6	3
KNOX	91	90	1	496	496	20	20	13	13
LAKE	1671	3	1668	2768	1914	4	...	850	200	200	16	16
LAWRENCE	278	261	17	380	376	4	67	67
LICKING	492	485	7	877	873	4	207	190	17	7	7

TABLE 21
CHILDREN AND ADULT CASES DISPOSED OF BY OHIO JUVENILE COURTS, BY TYPE OF CASE, RACE, AND COUNTY, 1978

COUNTY	TOTAL	DELINQUENCY				TOTAL	TRAFFIC				TOTAL	DEPENDENCY AND NEGLECT				TOTAL	SPECIAL SERVICES			
		W.	N.	O.	UNK.		W.	N.	O.	UNK.		W.	N.	O.	UNK.		W.	N.	O.	UNK.
LOGAN	150	143	4	3	...	454	449	5	33	28	3	2	...	13	13
LORAIN	1088	901	187	2575	2289	139	34	113	290	75	5	...	210
LUCAS	2855	1894	842	119	...	5031	4469	437	97	28	1359	1030	268	47	14	32	27	4	1	...
MADISON	127	112	7	1	7	354	259	6	3	86	120	113	7	14	13	1
MAHONING	903	611	291	1	...	2320	2144	165	11	...	432	207	225	46	33	13
MARION	729	693	36	1104	1083	21	105	99	6	83	75	8
MEDINA	386	380	6	1376	1376	24	24	6	6
MEIGS	330	329	1	140	139	1	14	13	1
MERCER	110	110	399	399	11	11	3	3
MIAMI	659	560	34	...	65	1074	680	3	...	391	173	89	8	...	76	20	20
MONROE	14	14	72	69	3	16	16	4	4
MONTGOMERY	3884	2571	1292	3	18	8224	7028	1196	327	27	13	...	287	1227	592	261	...	374
MORGAN	15	13	1	...	1	25	23	1	...	1	11	10	1	1	1
MORROW	66	65	1	250	170	80	14	14	7	7
MUSKINGUM	578	542	36	629	623	6	219	209	10	44	44
NOBLE	19	19	64	64	5	5	2	2
OTTAWA	616	538	78	548	546	2	102	102	8	8
PAULDING	115	109	2	4	...	204	197	...	7	...	9	7	1	1	...	4	2	...	2	...
PERRY	107	107	164	164	68	68	13	13
PICKAWAY	262	258	3	1	...	315	313	2	47	47	9	9
PIKE	58	57	1	157	114	43	138	122	16	37	37
PORTAGE	446	436	8	2	...	1676	1652	20	3	1	9	9
PREBLE	136	136	264	263	1	61	61	12	12
PUTNAM	75	64	...	11	...	224	211	...	13	...	20	17	...	2	1
RICHLAND	1059	897	160	1	1	1431	1359	71	...	1	147	107	19	2	19	7	4	3
ROSS	390	372	18	686	658	27	...	1	41	39	2	1	1
SANDUSKY	261	209	10	42	...	695	535	3	60	97	48	40	4	4	...	2	2
SCIO TO	163	155	8	541	540	1	95	92	3	16	16
SENECA	504	484	13	7	...	486	479	5	2	...	80	71	8	1	...	26	26
SHELBY	393	371	22	561	559	2	43	38	5	17	15	1	...	1
STARK	2003	1697	306	1900	1831	30	...	39	259	208	40	9	2	1	1
SUMMIT	3546	2672	784	...	90	8	7	1	99	56	43	5	4	1
TRUMBULL	1124	890	176	1	57	1759	1675	79	4	1	355	340	15	15	15
TUSCARAWAS	264	254	9	...	1	737	715	4	...	18	19	19	3	3
UNION	121	121	239	239	48	48	5	5
VAN WERT	197	194	3	405	405	14	14	1	1
VINTON	92	92	68	67	1	4	4
WARREN	1458	1434	23	1	...	1103	1102	1	76	75	1	79	79
WASHINGTON	247	247	456	456	14	14	6	6
WAYNE	388	380	8	840	837	3	49	45	...	4	...	23	20	...	3	...
WILLIAMS	150	150	412	412	24	24	12	12
WOOD	391	391	752	752	42	42	24	24
WYANDOT	93	93	205	201	...	4	...	21	21	9	9
ALL COUNTIES	...	37235	...	378	...	88572	...	3601	...	15686	...	7460	...	115	...	2645	...	315	...	514
	48419		7880		2926		68972		313		10565		1810		1180		1806		10	
*CUYAHOGA	8281	10578	492	185

TABLE 21
CONTINUED

COUNTY	TOTAL	W.	UNRULY			TOTAL	W.	ADULT		
			N.	O.	UNK.			N.	O.	UNK.
ADAMS	9	9	11	11
ALLEN	197	161	36	283	80	...	2	19
ASHLAND	98	98	40	40
ASHTABULA	396	392	1	...	3	99	61	...	3	22
ATHENS	76	74	1	...	1	35	17	18
AUGLAIZE	57	57	28	28
BELMONT	118	118	14	14
BROWN	29	29	20	20
BUTLER	360	339	20	...	1	107	86	1	...	7
CARROLL	37	37	38	38
CHAMPAIGN	114	111	3	84	74	2
CLARK	551	466	82	2	1	920	833
CLERMONT	183	183	20	20
CLINTON	58	58	69	63
COLUMBIANA	282	282	63	63
COSHOCTON	28	28	15	15
CRAWFORD	75	75	10	8	2
CUYAHOGA
DARKE	233	233	73	73
DEFIANCE	34	34	6	6
DELAWARE	142	141	1	82	75	...	1	1
ERIE	161	138	21	...	2	88	40	1
FAIRFIELD	286	286	62	62
FAYETTE	138	76	9	...	53	51	24	1	...	26
FRANKLIN	281	194	87	2298	1218	117	1	3
FULTON	226	204	...	22	...	2	1	...	1	...
GALLIA	71	70	1	49	35	7
GEAUGA	203	203	47	47
GREENE	241	78	7	2	154	40	5	33
GUERNSEY	107	107	8	6
HAMILTON	2798	1775	871	152	...	912	183	21
HANCOCK	139	130	...	9	...	34	31	...	2	...
HARDIN	22	21	1	37	31	6
HARRISON	8	6	2
HENRY	23	23	29	19	...	4	6
HIGHLAND	39	39	33	33
HOCKING	189	189	32	32
HOLMES	19	19	5	5
HURON	174	166	5	3	...	179	155	...	14	...
JACKSON	97	97	8	4	4
JEFFERSON	75	60	15	7	4	1
KNOX	70	70	13	12
LAKE	556	556	80	79
LAWRENCE	172	167	4	...	1	78	77
LICKING	477	466	11	197	189

TABLE 21
CONTINUED

COUNTY	TOTAL	W.	UNRULY			TOTAL	W.	ADULT		
			N.	O.	UNK.			N.	O.	UNK.
LOGAN	165	160	5	56	51	2
LORAIN	304	271	33	140	3	1	...	136
LUCAS	1177	904	233	39	1	816	269	...	28	73
MADISON	104	99	3	...	2	57	48	1
MAHONING	569	358	204	7
MARION	496	476	20	9	9
MEDINA	63	63	17	16
MEIGS	34	34	1	1
MERCER	50	50	3	3
MIAMI	362	321	9	...	32	131	82	22
MONROE	5	4	1	1	1
MONTGOMERY	2422	1927	473	...	22	1012	481	...	1	306
MORGAN	32	24	6	1	1	10	8
MORROW	49	49	19	18
MUSKINGUM	172	162	10	607	530
NOBLE	21	21
OTTAWA	188	173	15	6	6
PAULDING	11	11	18	18
PERRY	63	63	15	15
PICKAWAY	164	164	59	59
PIKE	97	96	1	29	29
PORTAGE	574	557	17	186	184
PREBLE	139	139	29	29
PUTNAM	14	12	...	2	...	24	21	...	3	...
RICHLAND	420	370	48	...	2	54	49	2
ROSS	298	293	5	40	32	7
SANDUSKY	59	51	...	8	...	5	5
SCIOTO	36	36	18	17
SENECA	251	232	4	15	...	69	58	...	2	...
SHELBY	111	107	2	...	2	123	84	18
STARK	1097	980	113	1	3	240	150	...	1	...
SUMMIT	1352	1021	216	...	115	2
TRUMBULL	732	624	98	1	9	83	81
TUSCARAWAS	58	55	3	52	50
UNION	126	126	7	7
VAN WERT	51	51	25	25
VINTON	52	52	2	2
WARREN	499	492	7	75	72
WASHINGTON	65	64	1	19	19
WAYNE	200	198	2	54	53
WILLIAMS	38	38	9	9
WOOD	198	198	27	27
WYANDOT	40	40	8	8
ALL COUNTIES	...	18380	...	264	...	10463	...	123	...	770
	22607		2707		1256		6519		63	
*CUYAHOGA	2015	1838

TABLE 22

UNRULY CASES DISPOSED OF BY OHIO JUVENILE COURTS, BY SOURCE OF REFERRAL, REASON FOR REFERRAL, AND SEX, 1978

REASON FOR REFERRAL AND SEX	TOTAL	SOURCE OF REFERRAL							SOURCE NOT SPECIFIED
		PARENT OR RELATIVE	PROBATION OFFICER	LAW ENFORCEMENT OFFICER	OTHER COURT	SCHOOL DEPARTMENT	SOCIAL AGENCY	OTHER SOURCE	
BOYS AND GIRLS TOTAL.....	22607	4290	1410	7257	138	5461	653	3396	2
BOYS TOTAL.....	13271	1834	766	4941	93	3284	299	2054	...
UNGOVERNABLE.....	3013	1107	266	997	21	134	99	389	...
CARELESSNESS OR MISCHIEF.....	3101	10	25	2085	36	15	3	927	...
SCHOOL TRUANCY.....	3830	80	244	167	14	3090	41	194	...
RUNNING AWAY.....	1898	588	136	564	10	25	137	438	...
OTHER REASON.....	1429	49	95	1128	12	20	19	106	...
GIRLS TOTAL.....	9336	2456	644	2316	45	2177	354	1342	2
UNGOVERNABLE.....	2386	1102	213	608	10	78	107	268	...
CARELESSNESS OR MISCHIEF.....	522	10	11	314	1	7	2	177	...
SCHOOL TRUANCY.....	2529	64	119	102	6	2059	30	149	...
RUNNING AWAY.....	3353	1238	237	954	16	22	203	682	1
OTHER REASON.....	546	42	64	338	12	11	12	66	1
*CUYAHOGA COUNTY									
BOYS AND GIRLS TOTAL.....	2015	1232	...	389	...	269	80	45	...
BOYS TOTAL.....	950	424	...	306	...	162	31	27	...
UNGOVERNABLE.....	541								
CARELESSNESS OR MISCHIEF.....	...								
SCHOOL TRUANCY.....	194								
RUNNING AWAY.....	83								
OTHER REASON.....	132								
GIRLS TOTAL.....	1065	808	...	83	...	107	49	18	...
UNGOVERNABLE.....	688								
CARELESSNESS OR MISCHIEF.....	...								
SCHOOL TRUANCY.....	163								
RUNNING AWAY.....	173								
OTHER REASON.....	41								

TABLE 23

UNRULY CASES DISPOSED OF BY OHIO JUVENILE COURTS, BY TYPE OF DISPOSITION, REASON FOR REFERRAL, AND SEX, 1978

REASON FOR REFERRAL AND SEX	TOTAL	DIS- MISSED	AD- JUSTED OR ADMON- ISHED	CASE HELD OPEN	PRO- BATION	TYPE OF DISPOSITION			PUBLIC DEPART- MENT	PRIVATE AGENCY OR INSTI- TUTION	FINE AND-OR COSTS	OTHER DISPO- SITION	DISPO- SITION NOT SPECI- FIED
						PUBLIC IN- STITUTION FOR DE- LINQUENT CHILDREN	OTHER PUBLIC INSTI- TUTION	OTHER COURT					
BOYS AND GIRLS TOTAL..	22607	3651	4457	1609	4900	477	369	395	785	224	1593	4138	9
BOYS TOTAL.....	13271	2104	2745	909	2653	289	193	216	334	111	1208	2503	6
UNGOVERNABLE.....	3013	430	521	184	698	79	63	33	117	42	103	743	...
CARELESSNESS OR MISCHIEF...	3101	626	758	55	340	62	27	33	23	7	720	447	3
SCHOOL TRUANCY.....	3830	461	810	418	1099	78	37	28	75	7	149	666	2
RUNNING AWAY.....	1898	454	283	121	304	53	53	92	103	34	42	358	1
OTHER REASON.....	1429	133	373	131	212	17	13	30	16	21	194	289	...
GIRLS TOTAL.....	9336	1547	1712	700	2247	188	176	179	451	113	385	1635	3
UNGOVERNABLE.....	2386	311	420	150	664	61	67	27	126	29	63	487	1
CARELESSNESS OR MISCHIEF...	522	118	124	16	50	7	9	8	10	2	110	68	...
SCHOOL TRUANCY.....	2529	368	547	276	708	33	11	15	75	13	74	409	...
RUNNING AWAY.....	3353	711	457	210	735	81	96	108	228	55	93	577	2
OTHER REASON.....	546	39	164	48	90	6	13	21	12	14	45	94	...
*CUYAHOGA COUNTY													
BOYS AND GIRLS TOTAL.....	2015	165	228	408	814	13	...	4	76	14	...	293	...
BOYS TOTAL.....	950	69	140	157	386	6	25	4	...	163	...
UNGOVERNABLE.....	541												
CARELESSNESS OR MISCHIEF.....	...												
SCHOOL TRUANCY.....	194												
RUNNING AWAY.....	83												
OTHER REASON.....	132												
GIRLS TOTAL.....	1065	96	88	251	428	7	...	4	51	10	...	130	...
UNGOVERNABLE.....	688												
CARELESSNESS OR MISCHIEF.....	...												
SCHOOL TRUANCY.....	163												
RUNNING AWAY.....	173												
OTHER REASON.....	41												

TABLE 24

UNRULY CASES DISPOSED OF BY OHIO JUVENILE COURTS, BY TYPE OF CARE PENDING DISPOSITION, REASON FOR REFERRAL,
AND SEX, 1978

REASON FOR REFERRAL AND SEX	TOTAL	NO OVERNIGHT DETENTION	JAIL OR POLICE STATION	TYPE OF CARE OVERNIGHT OR LONGER			TYPE OF CARE NOT SPECIFIED
				DETENTION HOME	BOARDING HOME	OTHER PLACE	
BOYS AND GIRLS TOTAL.....	22607	17897	703	3427	37	452	91
BOYS TOTAL.....	13271	11064	359	1587	13	193	49
UNGOVERNABLE.....	3013	2312	101	509	8	76	7
CARELESSNESS OR MISCHIEF.....	3101	2914	17	166	...	1	3
SCHOOL TRUANCY.....	3830	3483	71	188	3	66	19
RUNNING AWAY.....	1898	1167	138	551	7	26	9
OTHER REASON.....	1429	1188	32	173	1	24	11
GIRLS TOTAL.....	9336	6833	344	1840	18	259	42
UNGOVERNABLE.....	2386	1604	105	555	8	106	8
CARELESSNESS OR MISCHIEF.....	522	480	4	36	2
SCHOOL TRUANCY.....	2529	2318	31	108	...	53	19
RUNNING AWAY.....	3353	2025	178	1056	9	74	11
OTHER REASON.....	546	406	26	85	1	26	2

*CUYAHOGA COUNTY

BOYS AND GIRLS TOTAL.....	2015
BOYS TOTAL.....	950
UNGOVERNMENTAL.....	541
CARELESSNESS OR MISCHIEF.....	...
SCHOOL TRUANCY.....	194
RUNNING AWAY.....	83
OTHER REASON.....	132
GIRLS TOTAL.....	1065
UNGOVERNMENTAL.....	688
CARELESSNESS OR MISCHIEF.....	...
SCHOOL TRUANCY.....	163
RUNNING AWAY.....	173
OTHER REASON.....	41

TABLE 25

UNRULY CASES DISPOSED OF BY OHIO JUVENILE COURTS, BY AGE, REASON FOR REFERRAL, AND SEX, 1978
AGE - IN YEARS

REASON FOR REFERRAL AND SEX	TOTAL	UNDER 7	7	8	9	10	11	12	13	14	15	16	17	18 AND OVER	AGE NOT SPEC- IFIED
BOYS AND GIRLS TOTAL.	22607	23	31	52	87	163	275	738	1752	3437	5181	5777	4674	344	73
BOYS TOTAL.....	13271	11	16	34	71	131	204	477	999	1737	2745	3403	3109	286	48
UNGOVERNABLE.....	3013	...	2	4	18	34	51	108	241	397	646	786	682	33	11
CARELESSNESS OR MISCHIEF..	3101	2	6	15	24	60	72	132	230	328	525	695	812	188	12
SCHOOL TRUANCY.....	3830	9	7	11	19	26	49	146	304	586	907	1011	736	4	15
RUNNING AWAY.....	1898	1	4	4	19	68	161	293	431	532	357	24	4
OTHER REASON.....	1429	...	1	3	6	7	13	23	63	133	236	379	522	37	6
GIRLS TOTAL.....	9336	12	15	18	16	32	71	261	753	1700	2436	2374	1565	58	25
UNGOVERNABLE.....	2386	2	1	3	2	8	17	77	207	475	591	609	367	14	13
CARELESSNESS OR MISCHIEF..	522	2	3	2	2	5	8	11	56	62	108	130	124	9	...
SCHOOL TRUANCY.....	2529	8	11	12	7	14	26	94	232	452	672	613	378	2	8
RUNNING AWAY.....	3353	4	5	17	67	227	613	938	875	576	29	2
OTHER REASON.....	546	1	1	...	3	12	31	98	127	147	120	4	2
*CUYAHOGA COUNTY															
BOYS AND GIRLS TOTAL....	2015	6	3	12	26	76	209	376	468	501	325	...	13
BOYS TOTAL.....	950	4	3	7	21	47	107	150	222	218	166	...	5
UNGOVERNABLE.....	541														
CARELESSNESS OR MISCHIEF.....	...														
SCHOOL TRUANCY.....	194														
RUNNING AWAY.....	83														
OTHER REASON.....	132														
GIRLS TOTAL.....	1065	2	...	5	5	29	102	226	246	283	159	...	8
UNGOVERNABLE.....	688														
CARELESSNESS OR MISCHIEF.....	...														
SCHOOL TRUANCY.....	163														
RUNNING AWAY.....	173														
OTHER REASON.....	41														

TABLE 26

UNRULY CASES DISPOSED OF BY OHIO JUVENILE COURTS, BY PREVIOUS COURT EXPERIENCE, REASON FOR REFERRAL, AND SEX, 1978

REASON FOR REFERRAL AND SEX	TOTAL	PREVIOUS COURT EXPERIENCE									
		NOT PREV. DEALT WITH	LAST DEALT PRIOR YEAR	THIS YEAR IN TYPE NOT SPEC.	THIS YR. DELIN- QUENCY	THIS YR. DEPEND- ENCY	LAST DEALT WITH THIS YR. NEGLECT	THIS YR. SPEC. PROC.	THIS YR. TRAFFIC	THIS YR. UNRULY	NOT SPEC.
BOYS AND GIRLS TOTAL.	22607	12629	4969	...	1964	55	14	29	295	2643	9
BOYS TOTAL.....	13271	6926	3183	...	1586	15	6	15	243	1293	4
UNGOVERNABLE.....	3013	1587	713	...	269	4	2	4	44	388	2
CARELESSNESS OR MISCHIEF..	3101	1506	816	...	641	5	72	61	...
SCHOOL TRUANCY.....	3830	2175	893	...	294	3	2	1	58	403	1
RUNNING AWAY.....	1898	944	436	...	185	5	2	5	16	304	1
OTHER REASON.....	1429	714	325	...	197	3	53	137	...
GIRLS TOTAL.....	9336	5703	1786	...	378	40	8	14	52	1350	5
UNGOVERNABLE.....	2386	1412	474	...	75	13	3	5	9	394	1
CARELESSNESS OR MISCHIEF..	522	332	99	...	75	1	5	10	...
SCHOOL TRUANCY.....	2529	1674	479	...	80	11	2	...	16	267	...
RUNNING AWAY.....	3353	1958	635	...	128	14	3	8	14	592	1
OTHER REASON.....	546	327	99	...	20	1	...	1	8	87	3

*CUYAHOGA COUNTY

BOYS AND GIRLS TOTAL.....	2015
BOYS TOTAL.....	950
UNGOVERNABLE.....	541
CARELESSNESS OR MISCHIEF.....	...
SCHOOL TRUANCY.....	194
RUNNING AWAY.....	83
OTHER REASON.....	132
GIRLS TOTAL.....	1065
UNGOVERNABLE.....	688
CARELESSNESS OR MISCHIEF.....	...
SCHOOL TRUANCY.....	163
RUNNING AWAY.....	173
OTHER REASON.....	41

APPENDIX

GLOSSARY OF TERMS USED IN THIS REPORT

ADJUSTED OR ADMONISHED: Includes cases in which the action of the court consists of bringing about a satisfactory relationship or agreement between the offender and the complainant; or in readjustment of the home environment; or in which the court considers an admonition or warning to the offender a sufficient means of disposing of the complaint; e.g., restitution, released to foster home and/or relatives, or lectured and released.

ADULT CASE: Juvenile courts have exclusive original jurisdiction to hear and determine all criminal cases charging adults: (A) with contribution to, encouraging, or tending to cause by any act of omission the delinquency, neglect, or dependency of any child; (B) with any act or omission with respect to any child which is a violation of any state law or any municipal ordinance; (C) with abandonment or failure to provide subsistence to any child for which they are legally responsible (Section 2151.23).

AUTOMOBILE THEFT: Unlawful taking or stealing of a motor vehicle. Includes the so called "joy-riding" thefts. Does not include taking for temporary or unauthorized use by those having lawful access to the vehicle.

BEING UNGOVERNABLE: Includes generally unsatisfactory behavior, such as when child is beyond parental control or is generally incorrigible, stays away from home, shows violent general behavior, uses vile or abusive language, and so deports himself as to endanger the health or morals of himself or others.

BOARDING HOME: Includes a family home, other than that of relatives, in which the child is placed with provision for payment of board. Also, included in this item are family homes which are subsidized so that they are available to provide detention or shelter care.

BURGLARY OR ENTRY: Includes burglary, breaking or entering, housebreaking, safecracking, or any unlawful entry of a structure with the intent to commit a theft even though no force was used to gain entrance. Includes attempts.

CARELESSNESS OR MISCHIEF: Includes cases of destruction of private or public property, such as trespassing, setting fires, arson, mutilating books, disturbing the peace, committing a nuisance; and, disorderly conduct (not involving a sex offense) such as discharging firecrackers, fighting, quarreling, throwing stones, window peeping, indecent exposure, cases of malicious mischief; and, other cases of mischief, such as playing ball in the streets, swimming in the nude, carrying concealed weapons, discharging firearms, gambling, stealing rides, turning in a false fire alarm, cruelty to animals and tampering with the mail.

CASE DISPOSED OF: Means that some definite action has been taken or that some plan of treatment has been decided upon. It does not mean that the case is "closed" in the sense that all contact with the child or the family has ceased.

CASE HELD OPEN: This refers to cases in which the court imposes certain conditions upon the offender or others responsible for his conduct and no further action is anticipated; or in which the court holds the case open merely to retain jurisdiction in order that action can be taken without filing a new petition or complaint if other charges arise.

DELINQUENT CHILD: Includes any child: (A) who violates any law of this state, the United States, or any ordinance or regulation of a political subdivision of the state, which would be a crime if committed by an adult, except as provided in Section 2151.021 (juvenile traffic offender) of the Revised Code; (B) who violates any lawful order of the court made under this chapter (Section 2151.02).

DEPENDENT CHILD: Includes any child: (A) who is homeless or destitute or without proper care or support, through no fault of his parents, guardian, or custodian; (B) who lacks proper care or support by reason of the mental or physical condition of his parents, guardian, or custodian; (C) whose condition or environment is such as to warrant the state, in the interest of the child, in assuming his guardianship (Section 2151.04).

DETENTION HOME: An institution that is maintained by the juvenile court or by the local government for the purpose of caring for delinquent, unruly, dependent, or neglected children awaiting disposition of their cases.

DISMISSED: This refers to cases which the court closes without further action. This occurs when investigation shows the evidence insufficient to support the charges, the charges are withdrawn, or the court finds it does not have jurisdiction and does not refer the case elsewhere for action.

INJURY TO PERSON: Includes injury, attempted or threatened injury to a person, accidental injury to a person, homicide, assault, and assault with intent to kill.

JUVENILE TRAFFIC OFFENDER: A child who violates any traffic law, traffic ordinance, or traffic regulation of this state, the United States, or of any political subdivision of this state shall be designated as a "juvenile traffic offender" (Section 2151.021).

NEGLECTED CHILD: Includes any child: (A) who is abandoned by his parents, guardian, or custodian; (B) who lacks proper parental care because of the faults or habits of his parents, guardian, or custodian; (C) whose parents, guardian, or custodian neglect him with proper or necessary subsistence, education, medical or surgical care, or other care necessary for his health, morals, or well being; (D) whose parents, guardian, or custodian neglect the special care made necessary by his mental condition; (E) whose parents, legal guardian, or custodian have placed or attempted to place such child in violation of sections 5103.16 and 5103.17 of the Revised Code. A child who, in lieu of medical or surgical care or treatment for a wound, injury, disability, or physical or mental condition, is under spiritual treatment through prayer in accordance with the tenets and practices of well-recognized religion is not a neglected child for this reason alone (Section 2151.03).

OFFICIAL CASE: An official case is one which comes to the attention of the court through the filing of a written complaint which is not withdrawn before action is taken by the court on such complaint.

OTHER DELINQUENT BEHAVIOR: Includes violation of liquor laws, drug or narcotic laws, curfew laws, and fish or game laws. Also, includes cases of intoxication, begging, loitering, vagrancy (not involving a sex offense), slander, lying, resisting the police, and assisting in an escape from jail.

OTHER DISPOSITION: Includes all dispositions not otherwise provided for; such as runaway returned, adoption petition granted, consent to marry granted, an order for payment of costs, a commitment to a correctional institution for adults, termination of wardship, turned over to a probation officer.

OTHER PUBLIC INSTITUTION: Includes commitment to a state, county, or city institution other than one primarily for delinquent children. For example, state mental hospitals, public tuberculosis hospitals, county supported children's homes.

OTHER THEFTS: Includes types of larceny or stealing that are not included under automobile theft, burglary, or robbery. Examples are: picking pockets, shoplifting, stealing automobile accessories or parts, or stealing articles from an automobile, and stealing from persons in the child's home. Also, includes forgery, fraud, embezzlement, counterfeiting, blackmail, receiving stolen property, stealing bicycles or motorcycles, operating motorcycles without owner's consent, and grand and petit larceny.

PLACEMENT OR CUSTODY: Includes referrals for investigations for the probate court of cases to be committed to institutions for the mentally ill, mentally retarded, epileptic, etc. Also, includes determination or change of custody, and placement in a different home or institution.

PRIVATE AGENCY OR INSTITUTION: Includes commitments or referrals to any agency or institution under private auspices, such as privately operated schools and institutions for delinquents and nondelinquents, convents, and child-placing and child-supervising agencies not supported by taxation, although public funds may be used to pay for such services. For example, Buckeye Boys Ranch, Rosemont School for Girls, Ohio Society for Crippled Children.

PUBLIC DEPARTMENT: Includes commitments or referrals to any department under state, county, or municipal auspices. For example, county welfare departments, city departments of charities, boards of education.

PUBLIC INSTITUTION FOR DELINQUENT CHILDREN: Includes commitment to a state, county, or city institution for delinquent children. For example, Scioto Village for Girls, Fairfield School for Boys, Detention Homes.

UNRULY CHILD: Includes any child: (A) who does not subject himself to the control of his parents, teachers, guardian or custodian, by reason of being wayward or habitually disobedient; (B) who is a habitual truant from home or school; (C) who so deports himself as to injure or endanger the health or morals of himself or others; (D) who attempts to enter the marriage relation in any state without the consent of his parents, custodian, legal guardian, or other legal authority; (E) who is found in a disreputable place, visits or patronizes a place prohibited by law, or associates with vagrant, vicious, criminal, notorious, or immoral persons; (F) who engages in an occupation, prohibited by law, or is in a situation dangerous to life or limb or injurious to the health or morals of himself or others; (G) who has violated a law applicable only to a child (Section 2151.022).

ROBBERY: Stealing or taking anything of value from the care, custody, or control of a person by force or violence or by putting in fear, such as strong-arm robbery, stickups, armed robbery. Includes assaults to rob and attempts to rob.

RUNNING AWAY: Includes running away from home or an institution. This item includes children brought into court because of a single act of running away. If the child runs away repeatedly the reason for referral is classified as "being ungovernable".

SEX OFFENSE: Includes unlawful intercourse, prostitution and allied offenses, immoral relations with persons of the same sex, enticing of minors for immoral purposes, disorderly conduct when this term is used to designate a sex offense, rape or indecent assault when committed by a juvenile.

SPECIAL SERVICE CASES: These cases result from the exclusive original jurisdiction given the juvenile court under the Revised Code: (A) to determine the custody of any child not a ward of another court of this state; (B) to hear and determine any application for a writ of habeas corpus involving the custody of a child; (C) to hear and determine applications for consent to marry; (D) to determine the paternity of any child alleged to have been born out of wedlock and to determine who shall provide for the support of such child, subject to the concurrent jurisdiction of other courts (Section 2151.23).

END