


THE COURTS OF NEBRASKA



Report on Their Structure and Operation 1978

*Prepared by the Office
of the State Court Administrator*

68366

TABLE OF CONTENTS

Introduction.....	1
The Judicial System.....	1
Supreme Court.....	2
Caseload Increase.....	3
District Courts.....	4
County Courts.....	4
Municipal Courts.....	6
Juvenile Courts.....	7
Workmen's Compensation Courts.....	7
Administrative Office.....	8
Financial Responsibility.....	10
Court Study.....	12
Judicial Salary Increase.....	13
Judges' Roster Changes.....	13
Judges of:	
The Supreme Court.....	15
The District Courts.....	16
The County Courts.....	18
The Judicial Courts.....	20
The Workmen's Compensation Court.....	20
The Municipal Courts.....	20
Judicial Districts.....	21
Map of Judicial Districts.....	22
The Process of Appeal.....	23
Statistical Appendix.....	25

ACQUISITIONS

INTRODUCTION

This is the fourth annual report on the courts of Nebraska, prepared by the Office of the State Court Administrator. We continue to hope that it will provide a valuable resource document on the structure and operation of the courts, as well as providing valuable statistical information on the cases handled by them.

As a preface to this report, I particularly want to note the achievements of Paul W. White, who retired Sept. 17, 1978, after almost 15 years as Chief Justice and 30 years as a judge.

Chief Justice White presided with dedication and skill over major changes in the Nebraska Judicial System and its administration. The job of Chief Justice grew significantly in duties and responsibilities during his tenure. The added duties and responsibilities often were not ones he had sought. Indeed, he sometimes said, "This is not the job I ran for in 1962." But, he willingly accepted those duties and responsibilities and provided the leadership that was essential to successfully meet the challenges of a growing and changing judicial system.

JAMES E. DUNLEVEY
State Court Administrator

CONSTITUTION ESTABLISHES JUDICIAL SYSTEM

Nebraska's Constitution vests the judicial power of the state in a Supreme Court, District Courts, County Courts, and such other courts inferior to the Supreme Court as may be created by law. In addition to the courts created by the Constitution, the Legislature has provided for three other types of courts -- Municipal Courts in Lincoln and Omaha, Separate Juvenile Courts in several counties, and a Workmen's Compensation Court.

Since 1970, major changes have occurred in the Nebraska Judicial System. Amendments to the judicial article of the Constitution in 1970 gave the Supreme Court general administrative authority over all the courts, permitted the appointment of a state court administrator, removed the constitutional basis for justices of the peace, and permitted the unification of courts of limited jurisdiction.

The Legislature reacted promptly to those constitutional changes, enacting legislation in 1972, which abolished the justice of the peace, and local police magistrate courts, merging their functions into a reorganized County Court System, effective Jan. 4, 1973. The Supreme Court established the Office of the State Court Administrator on July 1, 1972, to implement the new County Court System and to assist in the added administrative responsibilities vested in the Court by the 1970 constitutional amendments.

The merit system (sometimes called the Missouri Plan), is used for the selection and retention of all judges. When a vacancy occurs, a bipartisan judicial nominating commission, consisting of eight members (four lawyers and four non-lawyers), with a Judge of the Supreme Court as nonvoting chairman, conducts a hearing and submits the names of two or more qualified applicants to the Governor, who makes the appointment to fill the vacancy. The new judge runs for retention in office at the first general election occurring more than three years after his/her appointment. Thereafter, terms are six years. The merit system was adopted by constitutional amendment in 1962, and is required for judges of the Supreme and District Courts. Subsequently, it was extended to all other judges by legislative action.

Judges may retire at age 65, and must retire upon reaching age 72. Earlier retirement for disability may be approved by the Commission on Judicial Qualifications, which also has the responsibility of investigating complaints against judges. The Commission may recommend to the Supreme Court that a judge be removed for willful misconduct in office, willful disregard of or failure to perform his/her duties, habitual intemperance, conviction of a crime involving moral turpitude, or disbarment as a member of the legal profession. The Commission consists of seven judges, two members of the Nebraska State Bar Association, and two non-lawyers.

THE SUPREME COURT

The Supreme Court has experienced a steady growth in responsibilities -- both judicial and administrative -- during the past 10 years.

While the Constitution provides original jurisdiction for the court in certain cases, primarily where the state is a party, the Court's basic responsibility is appellate -- as Nebraska's court of last resort. The Constitution guarantees the right to appeal to the Supreme Court in all felony and civil cases, and legislation permits appeal to the highest court in virtually every other type of litigation. Appeals come directly to the Supreme Court from the District Courts, the Separate Juvenile Courts, the Workmen's Compensation Court, and certain regulatory agencies such as the Public Service Commission.

The Court consists of a Chief Justice and six judges. The Court may sit in two five-member divisions, with the addition of District Court judges or retired judges, when necessary, for the prompt determination of cases. Divisions may decide all cases except those involving homicide or the constitutionality of a state statute, and decisions of a division may be reviewed by the full Court. In recent years, the increasing caseload has required the Court to sit in division frequently.

The Court is responsible for the regulation of the practice of law in Nebraska. An increase in annual dues and a special assessment to support the investigating and discipline process, and the continuation of the client security fund were approved by the Court at the request of the Nebraska State Bar Association. The Court also approved an amendment to the Code of Professional Responsibility, which allows attorneys to advertise to a limited extent.

Since 1920, the Supreme Court has had the constitutional authority to "promulgate rules of practice and procedure for all courts, uniform as to each class of courts, and not in conflict with laws governing such matters." Until recent years, however, exercise of the rule-making authority had been limited, although the Court had appointed committees to develop pattern jury instructions and new rules of evidence, the latter being adopted by the 1975 Legislature.

The constitutional amendment of 1970, giving the Supreme Court general administrative authority over all courts, coupled with the previously established authority to promulgate uniform rules of practice and procedure, has led to increased exercise of that authority by the Court, often at the invitation of the Legislature. The Court has prescribed forms for use in Small Claims Courts and for dissolution of marriage cases in the District Courts, and has adopted rules establishing a uniform waiver system in traffic cases, as well as a uniform traffic citation and complaint.

CASELOAD CONTINUES TO INCREASE

While the Supreme Court's administrative responsibilities were increasing, so, too, was its caseload. Proposed constitutional amendments to increase the number of judges from seven to nine were defeated in 1976, 1977 and 1978 legislative sessions.

With the appointment of a new chief justice in 1978 came efforts to reduce the backlog in other ways. In 1979, the Court began sitting regularly in two five-member divisions. The Court is considering implementation of an expanded summary docket in which certain cases would be decided without oral argument and in unpublished memorandum opinions.

In addition, in March, 1979, the Court began a six-month experimental program of appellate settlement conferences, a voluntary procedure under which the attorneys in a case agree to appear before a retired Supreme Court judge in an attempt to settle the case or at least narrow the issues before it reaches the full Court.

In a 10-year period, the Court's caseload has more than doubled. Filings increased in 1977-78, but still did not match the peak load of 1974-75. While the number of cases disposed by opinions was down significantly, the total number disposed increased slightly.

SUPREME COURT FILINGS AND DISPOSITIONS

	<u>Cases Docketed</u>	<u>Cases Disposed By Opinions</u>	<u>Total Disposed</u>
1967-68	321	223	341
1968-69	322	243	316
1969-70	362	238	316
1970-71	474	279	407
1971-72	446	337	478
1972-73	546	324	520
1973-74	484	340	471
1974-75	571	368	545
1975-76	716	393	634
1976-77	607	406	608
1977-78	658	342	619

NOTE: Figures cover periods of September 1 - August 31

THE DISTRICT COURTS

The District Court is a trial court of general jurisdiction, but also functions as an intermediate appellate court, deciding appeals from the County and Municipal Courts and from various administrative agencies. There are 45 judges of the District Court, which is organized into 21 judicial districts and operates in all 93 counties.

The District Courts try all felony cases and some misdemeanor cases, but most misdemeanors are tried in the County and Municipal Courts. All civil cases involving more than \$5,000 are tried by the District Courts, as well as some cases involving lesser amounts.

More than 44 per cent of District Court filings are domestic relations cases. In addition to the new filings, reopened cases resulting from legislation requiring court clerks to audit all cases where child support is involved make domestic relations cases more than half of the total volume in District Court.

Criminal and traffic appeals from the County and Municipal Courts, which account for more than half the appellate volume, are decided by a judge of the District Court solely on the record. In most civil appeals the District Court decision is de novo on the record from the lower court, but the judge may admit additional evidence if he determines that it is reasonably necessary to do so. Appeals in probate and small claims cases are tried de novo by the District Court.

New filings in the District Court increased nearly two per cent in 1978, after a less than one per cent increase in 1977. Domestic relations filings increased more than eight per cent, criminal filings showed no change, civil filings increased more than 11 per cent, and appeals from county courts were down nearly 20 per cent.

The number of cases which had to be reopened for further processing continued its substantial increase -- up 36 per cent from 1977 after a 25 per cent increase from 1976.

THE COUNTY COURTS

Nebraska's County Courts now have completed six years of operation under the reorganized County Court System.

Before reorganization enacted by the 1972 Legislature and implemented on Jan. 4, 1973, each of Nebraska's 93 counties had a county judge, the majority of whom had no legal training. In addition, there were several hundred justices of the peace and local magistrates, almost none of whom had legal training.

The reorganized system abolished the justice of the peace and police magistrate courts and merged their functions into the County Court System. County Court jurisdiction was increased and qualifications were established for judges and other court personnel.

The County Court System is organized in 21 judicial districts, coinciding with the district courts. Each county has a County Court, and in some counties divisions operate at locations other than the county seat, although only in Norfolk (Madison County) is the division permanently staffed. The districts range in size from one to nine counties, with one to three judges for each district. The 43 County Court judges are all lawyers, as required by law. In addition, at least one associate judge has been appointed in each county, who, in most cases, also serves as clerk of the County Court. The associate judge is primarily responsible for clerical and administrative, rather than judicial, matters. Most are not lawyers, but they are required to attend annual training institutes under the direction of the Supreme Court.

Additional associate judges may be appointed by the County Court judges for the district when required by the volume of cases. Salaries of associate judges are set by the appointing judges, subject to a statutory maximum of three-fourths of the salary of a County Court judge and subject to approval by the Supreme Court.

The County Courts have exclusive original jurisdiction in all probate, guardianship, conservatorship, adoption and eminent domain cases. They have concurrent jurisdiction with the District Courts in misdemeanor cases arising under state law, but virtually all misdemeanor cases are tried in the County Courts. The jurisdictional limit of the County Courts in civil cases is \$5,000. While this is exercised concurrently with the District Courts, the majority of cases involving less than \$5,000 are filed in the County Courts.

Except in Nebraska's two largest cities -- Omaha and Lincoln -- the County Courts also have exclusive original jurisdiction in cases involving municipal ordinances. Except in those cities and in Sarpy County, the County Courts have exclusive original jurisdiction in juvenile matters.

Except in Omaha, all preliminary hearings in felony cases are held in County Courts. In Omaha, the Municipal Court conducts most of the preliminary hearings, but there has been a steady increase in the number conducted by the County Court. Since Nebraska rarely uses grand jury indictments, the preliminary hearing is used to determine whether there is probable cause to believe that a crime has been committed, and that the accused committed it.

County Court filings have increased steadily in the six years since the court system was reorganized, totaling 282,933 in 1978. This represented a more than 10 per cent increase over 1977, almost 27,000 more filings.

Traffic cases accounted for more than 71 per cent of the 1978 total. There was little change in most other categories on a statewide basis, although felonies were down slightly and small claims filings increased four per cent to more than 10,000.

In May through October, 1978, more than 25,000 cases were filed each month. In previous years, in only one month were more than 25,000 cases filed.

Lincoln County again led the state in the number of cases filed with a record 26,389. Sarpy County had 15,697 filings, a 25 per cent increase. Cass, Douglas, Hall and Scotts Bluff Counties had more than 10,000 filings. Although Arthur County had only 57 filings, this was more than double its previous year's volume of 25.

Detailed tables of County Court case activity may be found in Appendix A.

THE MUNICIPAL COURTS

Nebraska's two largest cities -- Omaha and Lincoln -- are the only ones maintaining Municipal Courts since the reorganization of courts of limited jurisdiction in 1973.

While the two Municipal Courts are financed entirely by the respective cities, they are subject to the administrative authority of the Supreme Court, their judges' salaries are set by state law, and the judges are selected and retained under the merit plan.

The Municipal Courts have concurrent jurisdiction with the County Courts in civil cases, including small claims, and in criminal cases arising under state law. They have exclusive jurisdiction in cases involving the violation of Omaha and Lincoln ordinances. County Court rules of procedure apply to the Municipal Courts.

Lincoln Municipal Court filings increased more than 23 per cent in 1978, while the Omaha increase was more than eight per cent.

MUNICIPAL COURT FILINGS

1978

	<u>Lincoln</u>	<u>Omaha</u>
Traffic/Criminal	40,301	76,782
Civil/Small Claims	3,920	14,347
	<hr/>	<hr/>
TOTAL	44,221	91,129

THE SEPARATE JUVENILE COURTS

Caseloads in Nebraska's three Separate Juvenile Courts decreased in 1978. Nebraska's three largest counties -- Douglas, Lancaster and Sarpy -- are the only ones to have Separate Juvenile Courts. The court in Sarpy County completed its first full year in 1978 with 472 petitions filed, 44 less than in its first 11 months of operations in 1977. Douglas County saw a 15 per cent reduction in juvenile petitions filed, from 1,079 in 1977 to 914 in 1978. In Lancaster County, 341 petitions were filed in 1978 compared with 387 in 1977.

Nebraska law now permits Separate Juvenile Courts to be established in any county of more than 30,000 population, with the approval of the voters.

The Separate Juvenile Courts have the same jurisdiction and employ the same procedures as the County Courts sitting as Juvenile Courts in other counties, except that appeals from the Separate Juvenile Courts go directly to the Supreme Court. Douglas County has two judges, Lancaster and Sarpy, one each. The judges are selected and retained under the merit plan.

THE COMPENSATION COURT

The Nebraska Workmen's Compensation Court has authority to administer and enforce all provisions of the Nebraska Workmen's Compensation Act, which includes original jurisdiction of all claims for workmen's compensation benefits resulting from occupational injuries or illnesses. All industrial accidents are required to be reported to this court.

The court consists of five judges, one of whom is elected by them as presiding judge. Compensation Court judges have statewide jurisdiction and travel to all parts of the state to hold hearings in county seats.

All disputed claims for workmen's compensation are submitted to the Compensation Court for finding, award, order or judgment. One judge of the court hears all disputed cases in the first instance, and all cases which are appealed are heard before three judges sitting en banc. Appeals from the judgment of the Compensation Court after a rehearing go directly to the Supreme Court.

WORKMEN'S COMPENSATION COURT CASES

TWO-YEAR COMPARISON

	July 1, 1976 to June 30, 1977	July 1, 1977 to June 30, 1978
Original & Settlement Hearing	869	855
Rehearings Heard & Settled	136	144
Disputed Claims Filed	803	796
Cases Appealed to Supreme Court	12	13

ADMINISTRATIVE OFFICE

Creation of the Office of State Court Administrator was authorized by Nebraska voters in 1970 when they approved amendments revising the judicial article of the Constitution. Among the revisions was the adoption of the following provision:

"In accordance with rules established by the Supreme Court and not in conflict with other provisions of this Constitution and laws governing such matters, general administrative authority over all courts in this state shall be vested in the Supreme Court and shall be exercised by the Chief Justice. The Chief Justice shall be the executive head of the courts and may appoint an administrative director thereof."

When the 1972 Legislature adopted Legislative Bill 1032, establishing the new County Court System and giving the Supreme Court responsibility for its implementation, Chief Justice Paul W. White appointed James E. Dunlevey as Nebraska's first State Court Administrator, effective July 1, 1972.

During the first year of operation, the Court Administrator's Office concentrated almost exclusively on implementation of the county court reorganization. With the new County Court System in operation, the office turned to projects assisting the courts in case processing and records management, and the development of a statistical reporting system for both the County and District Courts. A uniform accounting system has been implemented for all County Courts, along with improved in-service training programs for court personnel, particularly court stenographers in the County Court System.

Ongoing responsibilities of the office include development, presentation and management of the budget for the courts; review of all legislation for impact on the courts; providing information to the public and cooperating with the Nebraska State Bar Association and Nebraska Continuing Legal Education, Inc., in development and presentation of judicial education programs; and assisting in development of improved court facilities throughout the state.

Major administrative office projects during 1978 included a Procedures Manual for Associate Judges and Court Clerks, a Bench Book for County Judges, replacement of recording equipment in several County Court districts, and the development of a system of disposition reporting.

The procedures manual is designed to inform associate judges and clerks about administrative procedures in the courts. A committee of associate judges held several meetings during the year and was responsible for writing most of the manual. Three-fourths of the manual was completed for presentation at the May, 1979, meeting of the Associate Judges' Association. Goal for completion of the entire procedures manual is Spring, 1980.

The Bench Book is designed as a reference for county judges on judicial matters arising in the courtroom. A committee of county judges, who are writing sections of the book, met several times during 1978 to plan the book and edit portions completed. Major sections of the book were completed for the May, 1979, County Judges' meeting.

A law, passed by the Nebraska Legislature, effective April, 1978, requires that courts report final criminal dispositions back to local arresting authorities and, in some cases, the Nebraska State Patrol. Forms to serve those purposes were designed in 1978 with the help of a committee of associate judges and clerks of the District Court. The forms were ready for implementation during the Summer of 1979.

Reel-to-reel tape recorders in 10 County Court districts were replaced with cassette recorders specifically designed for courtroom use. Replacement of the old equipment, in all districts, is a continuing project of the Court Administrator's Office.

STATE COURT ADMINISTRATOR'S OFFICE STAFF

James E. Dunlevey	State Court Administrator
Joseph C. Steele	Deputy Administrator
Donald C. Patton	Assistant Administrator
Kenneth A. Wade	Assistant Administrator
Mark L. Wagner	Regional Administrator
Mary Kuszelewicz	Administrative Assistant
Carol Nellis	Account Clerk
Mari Matulka	Secretary
Laura J. Partsch	Law Clerk

FINANCIAL RESPONSIBILITY

Financing of Nebraska's courts is a mixed state and local responsibility. This makes it difficult to determine exact expenditures for the operation of all of the courts of the state. The Court Administrator's Office has sought information from individual courts and has reviewed county budgets on file in the Office of the State Auditor. From this effort, it is obvious that counties employ a variety of budgeting methods. Some appear to include capital expenditures within the operating budgets of the clerks of the District Court. Others appear to include the cost of court-appointed counsel within these budgets. Still others appear to include probation expenses within County Court budgets. But not all counties do one or more of these things. And it is sometimes difficult to identify the items that are included.

The Supreme Court and the Workmen's Compensation Court are entirely state-financed. The County Court System is approximately 90 per cent state-financed, the state paying all personnel costs, including travel, and expenses associated with tape recording equipment. Counties are responsible for providing office supplies, equipment and facilities.

Salaries and expenses of the District Court judges and Separate Juvenile Court judges and their court reporters are paid by the state. Counties are responsible for other operating costs of the District and Separate Juvenile Courts, including clerical personnel.

The Omaha and Lincoln Municipal Courts are financed entirely by the respective cities.

Operation of the statewide probation system is the statutory responsibility of the Nebraska District Court Judges Association. The system serves both the District and County Courts, but in some counties additional juvenile probation officers have been appointed by the County Courts and are paid by the counties. Probation staffs of the Separate Juvenile Courts in Douglas, Lancaster and Sarpy Counties are paid by the counties.

For fiscal 1978 (July 1, 1977 - June 30, 1978), slightly more than \$16 million was expended for operation of the courts, funded in whole or in part by the state.

FISCAL 1978 EXPENDITURES

	<u>General Fund</u>	<u>Federal Funds</u>	<u>Local Funds</u>
Supreme Court	\$ 962,540	\$ 64,761	-----
County Courts	3,738,660	-----	\$ 879,801
District & Separate Juvenile Courts	2,912,974	9,189	5,091,332
Workmen's Comp. CRT.	451,171	32,084	-----
Probation System	<u>1,417,039</u>	<u>51,001</u>	<u>427,075</u>
TOTAL	\$9,482,384	\$157,035	\$6,398,208

Total State General Fund Expenditures in fiscal 1978 were \$478,688,794. State expenditures for the courts were 1.995 per cent of that total.

Appropriations for fiscal 1979 (July 1, 1978 - June 30, 1979), are:

	<u>General Fund</u>	<u>Federal Funds</u>	<u>Local Funds</u>
Supreme Court	\$ 1,123,658	\$ 94,736	-----
County Courts	4,034,357	-----	\$1,143,709
District & Separate Juvenile Courts	3,005,733	30,000	6,264,983
Workmen's Comp. CRT.	438,171	35,475	-----
Probation System	<u>1,593,363</u>	-----	<u>402,246</u>
TOTAL	\$10,195,282	\$170,211	\$7,810,938

Fees and costs collected by the Supreme Court, the County Courts, and the Workmen's Compensation Court are deposited in the State General Fund. Counties receive fees and costs collected by the District Courts, and the Cities of Lincoln and Omaha retain the fees and costs from the Municipal Courts.

Nebraska's Constitution prescribes the distribution of fines collected by the courts, with most of the money being distributed to school districts. Fines resulting from truck overload violations are split between the state highway fund (75 per cent) and the general fund of the county in which the violation occurs (25 per cent).

The courts collect a one-dollar fee in each civil and criminal case for the judges retirement fund, and fee based on the value of the estate in probate cases. In all criminal and traffic cases in which there is a conviction, the courts collect a one-dollar fee for the Law Enforcement Improvement Fund, which supports the Nebraska Law Enforcement Training Academy.

The following table summarizes the distribution of court-generated revenue for calendar 1978:

	<u>To State Funds</u>	<u>To Local Funds</u>	<u>Total Distributed</u>
<u>County Courts</u>			
Overload Fines	\$ 683,119	\$ 227,706	\$ 910,825
Other Fines	-----	4,808,274	4,808,274
Liquidated Damages	17,904	-----	17,904
Fees & Costs	2,211,595	-----	2,211,595
Law Enforcement Improvement Fund	226,368	-----	226,368
Judges Retirement Fund	297,938	-----	297,938
Misc. Local Fees	-----	201,648	201,648
County Court Total	<u>3,436,924</u>	<u>5,237,628</u>	<u>8,674,552</u>
<u>District Courts</u>			
Fees & Fines (estimated)	-----	950,000	950,000
Law Enforcement Improvement Fund (estimated)	5,000	-----	5,000
Judges Retirement Fund (estimated)	22,000	-----	22,000
District Court Total	<u>27,000</u>	<u>950,000</u>	<u>27,000</u>
<u>Workmen's Compensation Court</u>			
Assessments (estimated)	138,723	-----	138,723
<u>Supreme Court</u>			
Fees & Costs (fiscal '78)	15,025	-----	15,025
Library Sales (fiscal '78)	<u>111,139</u>	-----	<u>111,139</u>
Supreme Court Total	<u>126,164</u>	-----	<u>126,164</u>
TOTAL ALL COURTS	\$3,728,811	\$6,187,628	\$9,916,439

*In addition, inheritance tax assessments are made by the County Courts. These funds are payable directly to the counties. Total assessments for 1978 were \$7,031,842.

COURT STUDY CONTINUING

In 1978, a special committee of the Nebraska State Bar Association (NSBA) continued its work on court organization and administration. The committee, chaired by Thomas W. Tye of Kearney, introduced several recommendations to the 1979 Legislature.

The recommendations were first submitted to the NSBA House of Delegates in October, 1977. Recommendations approved by the House of Delegates were drafted into legislation and reviewed again by the House of Delegates in November, 1978.

The Legislature passed two of the Tye Committee recommendations: (1) a bill to set the qualifications for Nebraska judges at the minimum age of 30 with practice requirements of five years; and (2) a bill permitting retired judges to sit in courts of the same jurisdictions as the courts on which they previously served to relieve or prevent congested dockets.

Committee proposals for major changes in the role of associate county judges were not presented to the Legislature. The committee proposed that all associate judges be lawyers, eliminating the requirement for an associate judge in each county. The Supreme Court felt that the proposals presented some practical problems, and encouraged consideration of alternatives.

JUDICIAL SALARY INCREASE

Judicial salaries increased Jan. 1, 1979, as a result of action by the 1978 Legislature.

	<u>1978 Salaries</u>	<u>Salaries Effective 1979</u>
Supreme Court	\$39,750	\$43,000
District and Separate Juvenile Courts (Judges in Douglas and Lancaster Counties receive supplements of \$1,500.)	36,500	39,500
County Courts in districts with more than 100,000 population	30,740	34,450
County Courts in districts with less than 100,000 population	25,440	28,500
Workmen's Compensation Court	34,250	37,050
Municipal Courts	33,000	35,700

RETIREMENTS BRING CHANGE

Norman Krivosha was sworn in as Chief Justice of the Nebraska Supreme Court on Dec. 22, 1978. He replaced Paul W. White, who retired Sept. 17, after a judicial career of more than 30 years. White was an acting judge of the Lincoln Municipal Court, became a Lancaster District Court judge in 1953, and was elected Chief Justice in 1962.

He is the last Nebraska chief justice to be elected on a statewide ballot. On the same day White was elected in 1962, Nebraska voters amended the Constitution to provide for merit selection.

Before becoming the first Nebraska chief justice appointed by the governor under the merit selection plan, Krivosha was a trial attorney in Lincoln. He was selected from eight nominees.

Also retiring from the Supreme Court in 1979 was Justice Henry A. Spencer, who served 18 years on the Court. He also served as a judge of the Lancaster County Court starting in 1945, and of the Lancaster County District Court. District Judge William C. Hastings was appointed to succeed Justice Spencer.

With Chief Justice White's 30 years on the bench and Spencer's 34, judicial retirements, resignations and deaths removed a combined total of 159 years of service from the bench.

Those retiring were:

Supreme Court	Hon. Paul W. White	-- 30 years
	Hon. Harry Spencer	-- 34 years
District Court	Hon. Donald H. Weaver	-- 17 years
	Hon. Patrick W. Lynch	-- 25 years
County Court	Hon. Cecil Orton	-- 5 years
	Hon. George Bigelow	-- 14 years
	Hon. C.S. Marchek	-- 6 years

District Judge John Murphy of Omaha, resigned after 17 years' experience to become general counsel for Blue Cross-Blue Shield of Omaha.

County Judge Laurice Margheim of Alliance, resigned to return to private practice. He had been on the bench five years.

County Judge Joseph Martin of Grand Island, was appointed to fill the seat of District Court Judge Donald Weaver, who retired.

District Court Judge Eugene McFadden and his court reporter, Dale Thies, were killed in a car-train collision, Jan. 26, 1979, near Norfolk. McFadden had been District Court judge for two years following four years as a County Court judge in the ninth district. Thies had been a court reporter for 15 years.

Richard L. Mowers retired Sept. 1, 1978, after 35 years as a court reporter for seven different judges.

The following listing of judges is current as of August 1, 1979. Asterisks indicate judges taking office since May 1, 1978.

NEBRASKA SUPREME COURT JUDGES

*Honorable Norman M. Krivosha, Chief Justice

*Honorable William C. Hastings
Honorable Leslie Boslaugh
Honorable Hale McCown
Honorable Lawrence M. Clinton
Honorable Donald Brodkey
Honorable C. Thomas White

NEBRASKA DISTRICT COURT JUDGES

District

1	Honorable William F. Colwell	Pawnee City
2	Honorable Raymond J. Case Honorable Ronald E. Reagan Honorable George H. Stanley	Plattsmouth Papillion Nebraska City
3	Honorable William D. Blue *Honorable Donald Endacott Honorable Dale Fahrnbruch Honorable Herbert A. Ronin Honorable Samuel Van Pelt	Lincoln Lincoln Lincoln Lincoln Lincoln
4	Honorable James A. Buckley Honorable John C. Burke Honorable Samuel P. Caniglia *Honorable D. Nick Caporale Honorable John E. Clark Honorable Jerry M. Gitnick Honorable John T. Grant Honorable Donald J. Hamilton Honorable Paul J. Hickman *Honorable Keith Howard Honorable James Murphy Honorable Theodore L. Richling	Omaha Omaha Omaha Omaha Omaha Omaha Omaha Omaha Omaha Omaha Omaha Omaha
5	Honorable Bryce Bartu Honorable William H. Norton	Seward Osceola
6	Honorable Mark J. Fuhrman Honorable Walter G. Huber	Fremont Blair
7	Honorable Orville L. Coady	Hebron
8	Honorable Francis J. Kneifl	Dakota City
9	*Honorable Richard P. Garden Honorable Merritt C. Warren	Norfolk Creighton
10	Honorable Bernard Sprague Honorable Fred R. Irons	Red Cloud Hastings
11	Honorable Lloyd W. Kelly, Jr. Honorable Joseph Martin	Grand Island Grand Island

District

12	Honorable DeWayne Wolf	Kearney
13	Honorable Hugh Stuart Honorable Keith Windrum	North Platte Gothenburg
14	Honorable Jack Hendrix	Trenton
15	Honorable Henry Reimer	O'Neill
16	Honorable Robert R. Moran	Alliance
17	Honorable Robert O. Hippe Honorable Alfred Kortum	Gering Gering
18	Honorable William B. Rist	Beatrice
19	Honorable John D. Knapp	Kimball
20	Honorable James R. Kelly	Broken Bow
21	Honorable John C. Whitehead	Columbus

NOTE: Current as of August 1, 1979

NEBRASKA COUNTY COURT JUDGES

District

1	Honorable Albert Maust	Falls City
2	Honorable Eugene T. Atkinson Honorable Jeffrey L. Campbell Honorable Albert Walsh	Papillion Papillion Papillion
3	Honorable Jeffre P. Chevront Honorable Robert R. Camp	Lincoln Lincoln
4	Honorable Samuel Cooper Honorable Robert C. McGowan	Omaha Omaha
5	Honorable Robert T. Cattle, Jr. Honorable Myrl D. Edstrom Honorable Curtis H. Evans	Seward Wahoo York
6	Honorable Daniel Beckwith Honorable Chester N. Sutton	Fremont Blair
7	Honorable Ray L. Cellar Honorable Clarence C. Kunc	Geneva Wilber
8	Honorable David W. Curtiss *Honorable Neil R. McCluhan	Hartington Dakota City
9	Honorable James Duggan Honorable Stephen Finn *Honorable Philip Riley	Norfolk Neligh Creighton
10	Honorable Harry C. Haverly Honorable Jack R. Ott	Hastings Alma
11	*Honorable Richard L. DeBacker	Grand Island
12	Honorable John Icenogle	Kearney
13	*Honorable Lloyd G. Kaufman Honorable Earl E. Morgan Honorable Richard P. Myers	Lexington North Platte Ogallala

District

14	Honorable Cloyd Clark, Jr. Honorable B. Bert Leffler	McCook Grant
15	Honorable C. Norman Gonderinger Honorable August F. Schuman	O'Neill Ainsworth
16	Honorable Glen A. Fiebig *Honorable Charles F. Fisher	Alliance Chadron
17	Honorable G. Glenn Camerer Honorable James L. Macken	Gering Gering
18	Honorable Paul Korslund	Beatrice
19	Honorable Thomas H. Dorwart Honorable Kenneth C. Fritzler	Sidney Kimball
20	Honorable Roy E. Blixt *Honorable Keith J. Kovanda	Ord Broken Bow
21	Honorable Gary F. Hatfield Honorable Gerald E. Rouse *Honorable Lyle Winkle	Central City Columbus Columbus

NOTE: Current as of August 1, 1979

NEBRASKA JUVENILE COURT JUDGES

Honorable Wilfred W. Nuernberger	Lincoln
Honorable Colleen R. Buckley	Omaha
Honorable Joseph W. Moylan	Omaha
Honorable William D. Staley	Papillion

NEBRASKA WORKMEN'S COMPENSATION COURT JUDGES

Honorable Mark A. Buchholz	Lincoln
Honorable James P. Monen	Lincoln
Honorable Ben Novicoff	Lincoln
Honorable Theodore W. Vrana	Lincoln
Honorable Paul E. LeClair	Omaha

NEBRASKA MUNICIPAL COURT JUDGES

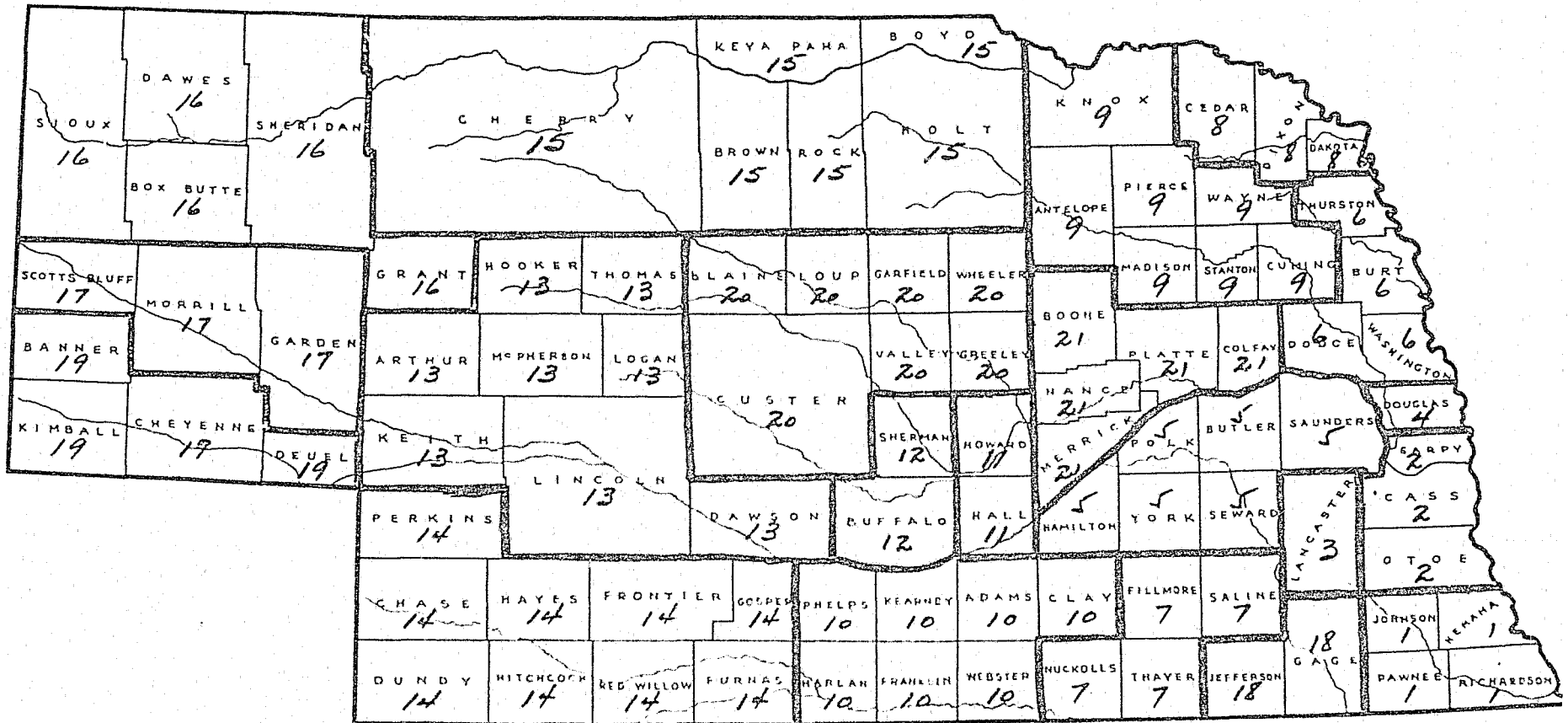
Honorable Neal H. Dusenberry	Lincoln
Honorable Janice L. Gradwohl	Lincoln
Honorable Donald R. Grant	Lincoln
Honorable Thomas J. McManus	Lincoln
Honorable Theodore L. Carlson	Omaha
Honorable Walter H. Cropper	Omaha
Honorable Francis A. McLane	Omaha
Honorable Fred J. Montag	Omaha
Honorable Elizabeth D. Pittman	Omaha
Honorable William F. Ryan	Omaha
Honorable Joseph Troia	Omaha
Honorable Robert C. Vondrasek	Omaha
Honorable A.Q. Wolf	Omaha

NOTE: Current as of August 1, 1979

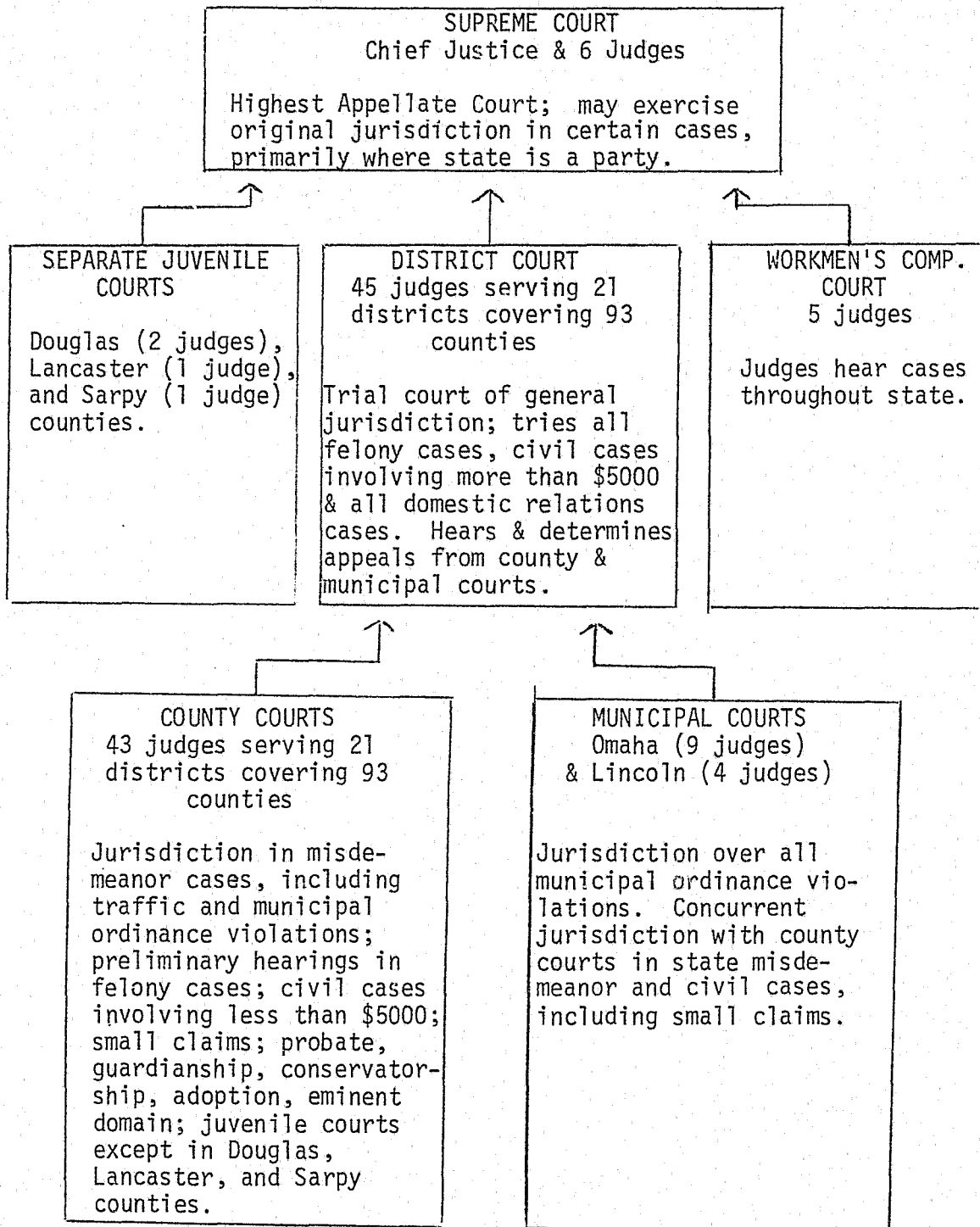
NEBRASKA JUDICIAL DISTRICTS

<u>District</u>	<u>No. of Counties</u>	<u>Population 1970</u>	<u>Area Sq. Mi.</u>	<u>Law Trained Assoc.</u>	<u>County Court Judges</u>	<u>District Court Judges</u>	<u>Municipal Court Judges</u>	<u>Juvenile Court Judges</u>
1	4	31,469	1,760	--	1	1	-	--
2	3	98,541	1,413	--	3	3	--	1
3	1	167,942	845	--	2	5	4	1
4	1	389,455	335	--	2	12	9	2
5	6	69,959	3,458	1	3	2	--	--
6	4	64,281	1,785	1	2	2	--	--
7	4	36,129	2,308	--	2	1	--	--
8	3	32,782	1,472	--	2	1	--	--
9	7	84,757	4,550	--	3	2	--	--
10	7	69,398	3,877	1	2	2	--	--
11	2	49,658	1,101	1	1	2	--	--
12	2	35,947	1,519	1	1	1	--	--
13	8	61,675	8,097	1	3	2	--	--
14	9	41,307	6,953	--	2	1	--	--
15	6	31,123	11,904	--	2	1	--	--
16	5	30,193	7,743	1	2	1	--	--
17	3	45,174	3,806	--	2	2	--	--
18	2	36,155	1,435	--	1	1	--	--
19	4	20,538	3,313	--	2	1	--	--
20	7	29,034	6,126	--	2	1	--	--
21	5	58,125	2,675	--	3	1	--	--

STATE OF NEBRASKA
 JUDICIAL DISTRICTS



THE PROCESS OF APPEAL



STATISTICAL
APPENDIX

DISTRICT AND COUNTY COURTS

DISTRICT COURT
1978 CASE ACTIVITY

	<u>Beginning Inventory</u>	<u>New Filings</u>	<u>Reopened Cases</u>	<u>Dispositions</u>	<u>Ending Inventory</u>
1st Judicial District					
Johnson	25	35	1	35	26
Nemaha	68	56	24	94	54
Pawnee	30	38	5	43	30
Richardson	71	91	18	111	69
DISTRICT TOTAL	194	220	48	283	179
2nd Judicial District					
Cass	202	206	27	281	154
Otoe	103	198	24	194	141
Sarpy	931	1,010	594	1,630	905
DISTRICT TOTAL	1,246	1,414	645	2,105	1,200
3rd Judicial District					
Lancaster	667	3,424	661	3,992	760
DISTRICT TOTAL	667	3,424	661	3,992	760
4th Judicial District					
Douglas	5,446	7,890	1,295	9,134	5,497
DISTRICT TOTAL	5,446	7,890	1,295	9,134	5,497
5th Judicial District					
Butler	53	82	9	74	70
Hamilton	48	74	0	87	35
Polk	60	33	7	56	44
Saunders	141	238	40	233	186
Seward	103	133	39	188	87
York	127	188	77	292	100
DISTRICT TOTAL	532	748	172	930	522
6th Judicial District					
Burt	45	91	0	91	45
Dodge	267	500	176	623	320
Thurston	86	112	17	149	66
Washington	96	151	2	142	107
DISTRICT TOTAL	494	854	195	1,005	538
7th Judicial District					
Fillmore	33	57	5	49	46
Nuckolls	26	43	6	46	29
Saline	73	96	6	99	76
Thayer	41	47	11	62	37
DISTRICT TOTAL	173	243	28	256	188
8th Judicial District					
Cedar	37	58	0	66	29
Dakota	182	300	109	445	146
Dixon	20	32	17	47	22
DISTRICT TOTAL	239	390	126	558	197

1978 District Court Case Activity

	<u>Beginning Inventory</u>	<u>New Filings</u>	<u>Reopened Cases</u>	<u>Dispositions</u>	<u>Ending Inventory</u>
9th Judicial District					
Antelope	18	48	19	62	23
Cuming	18	52	25	66	29
Knox	20	65	5	64	26
Madison	151	340	79	381	189
Pierce	28	55	10	59	34
Stanton	29	34	29	64	28
Wayne	28	51	7	62	24
DISTRICT TOTAL	292	645	174	758	353
10th Judicial District					
Adams	187	350	30	291	276
Clay	72	81	11	82	82
Franklin	46	27	3	47	29
Harlan	39	42	4	55	50
Kearney	48	67	14	63	61
Phelps	157	117	0	117	157
Webster	137	48	1	59	127
DISTRICT TOTAL	686	727	63	694	782
11th Judicial District					
Hall	353	820	347	943	577
Howard	36	27	9	37	35
DISTRICT TOTAL	389	847	356	980	612
12th Judicial District					
Buffalo	238	417	62	528	189
Sherman	56	36	0	65	27
DISTRICT TOTAL	294	453	62	593	216
13th Judicial District					
Arthur	1	0	0	1	0
Dawson	248	276	94	416	202
Hooker	3	6	0	6	3
Keith	110	153	77	236	104
Lincoln	402	596	222	768	452
Logan	3	23	0	9	17
McPherson	1	10	0	10	1
Thomas	5	14	0	7	12
DISTRICT TOTAL	773	1,078	393	1,453	791
14th Judicial District					
Chase	31	56	15	71	31
Dundy	15	22	4	24	17
Frontier	16	32	1	42	7
Furnas	39	72	8	80	39
Gosper	18	25	3	37	9
Hayes	5	18	2	16	9
Hitchcock	21	41	3	46	19
Perkins	6	24	1	12	19
Red Willow	102	187	55	253	91
DISTRICT TOTAL	253	477	92	581	241

1978 District Court Case Activity

	<u>Beginning Inventory</u>	<u>New Filings</u>	<u>Reopened Cases</u>	<u>Dispositions</u>	<u>Ending Inventory</u>
15th Judicial District					
Boyd	22	13	0	21	14
Brown	55	67	1	65	58
Cherry	51	85	7	93	50
Holt	102	145	79	201	125
Keya Paha	5	12	2	10	9
Rock	23	26	1	23	27
DISTRICT TOTAL	258	348	90	413	283
16th Judicial District					
Box Butte	67	187	32	203	83
Dawes	55	156	16	180	47
Grant	29	10	2	30	11
Sheridan	85	113	26	151	73
Sioux	17	9	0	19	7
DISTRICT TOTAL	253	475	76	583	221
17th Judicial District					
Garden	37	27	1	37	28
Morrill	64	61	5	64	66
Scotts Bluff	530	776	223	940	589
DISTRICT TOTAL	631	864	229	1,041	683
18th Judicial District					
Gage	116	251	60	290	137
Jefferson	65	92	0	125	32
DISTRICT TOTAL	181	343	60	415	169
19th Judicial District					
Banner	17	11	0	13	15
Cheyenne	78	162	59	206	93
Deuel	22	24	0	28	18
Kimball	51	80	21	84	68
DISTRICT TOTAL	168	277	80	331	194
20th Judicial District					
Blaine	4	5	4	6	7
Custer	156	133	15	145	159
Garfield	16	19	1	12	24
Greeley	26	25	0	20	31
Loup	11	14	0	9	16
Valley	25	38	0	45	18
Wheeler	8	13	0	11	10
DISTRICT TOTAL	246	247	20	248	265
21st Judicial District					
Boone	58	58	25	77	64
Colfax	48	63	4	67	48
Merrick	75	89	62	166	60
Nance	26	23	15	41	23
Platte	227	260	38	310	215
DISTRICT TOTAL	434	493	144	661	410
STATE TOTAL	13,849	22,457	5,009	27,014	14,301

CRIMINAL & DOMESTIC RELATIONS
1978 DISTRICT COURT

Cases filed, reopened, disposed

	CRIMINAL			DOMESTIC RELATIONS		
	<u>filed</u>	<u>reopened</u>	<u>disposed</u>	<u>filed</u>	<u>reopened</u>	<u>disposed</u>
1st Judicial District						
Johnson	7	1	8	9	0	11
Nemaha	6	4	12	30	20	50
Pawnee	3	1	10	13	3	9
Richardson	8	2	11	45	16	63
DISTRICT TOTAL	24	8	41	97	39	133
2nd Judicial District						
Cass	29	0	25	79	25	145
Otoe	46	6	30	71	16	101
Sarpy	107	49	188	663	510	1,117
DISTRICT TOTAL	182	55	243	813	551	1,363
3rd Judicial District						
Lancaster	627	68	757	1,445	498	2,019
DISTRICT TOTAL	627	68	757	1,445	498	2,019
4th Judicial District						
Douglas	1,212	2	1,301	3,612	1,272	5,186
DISTRICT TOTAL	1,212	2	1,301	3,612	1,272	5,186
5th Judicial District						
Butler	20	4	19	15	5	20
Hamilton	14	0	18	35	0	29
Polk	4	0	6	11	4	19
Saunders	62	8	52	65	12	79
Seward	27	3	41	58	20	80
York	40	7	48	82	56	157
DISTRICT TOTAL	167	22	184	266	97	384
6th Judicial District						
Burt	9	0	10	44	0	44
Dodge	39	4	47	293	169	448
Thurston	6	4	6	63	13	105
Washington	21	0	25	69	0	76
DISTRICT TOTAL	75	8	88	469	182	673
7th Judicial District						
Fillmore	3	0	1	24	5	31
Nuckolls	6	0	3	24	3	26
Saline	12	0	18	56	6	57
Thayer	3	1	8	23	9	29
DISTRICT TOTAL	24	1	30	127	23	143
8th Judicial District						
Cedar	6	0	9	26	0	24
Dakota	29	33	94	168	62	238
Dixon	1	3	4	16	12	25
DISTRICT TOTAL	36	36	107	210	74	287

Criminal & Domestic Relations
 1978 District Court
 Cases filed, reopened, disposed

	CRIMINAL			DOMESTIC RELATIONS		
	<u>filed</u>	<u>reopened</u>	<u>disposed</u>	<u>filed</u>	<u>reopened</u>	<u>disposed</u>
9th Judicial District						
Antelope	0	0	0	20	12	30
Curing	9	0	7	15	25	33
Knox	9	2	10	28	0	26
Madison	19	4	30	188	65	232
Pierce	4	0	2	25	10	35
Stanton	2	1	5	12	25	39
Wayne	1	1	4	34	4	36
DISTRICT TOTAL	44	8	58	322	141	431
10th Judicial District						
Adams	70	2	66	182	23	160
Clay	7	0	6	43	10	52
Franklin	3	0	10	6	3	14
Harlan	3	0	0	12	0	15
Kearney	17	3	14	22	11	27
Phelps	11	0	24	62	0	60
Webster	8	0	8	15	1	11
DISTRICT TOTAL	119	5	128	342	48	339
11th Judicial District						
Hall	136	38	152	316	269	537
Howard	0	4	2	15	5	23
DISTRICT TOTAL	136	42	154	331	274	560
12th Judicial District						
Buffalo	45	12	74	205	43	268
Sherman	5	0	17	16	0	30
DISTRICT TOTAL	50	12	91	221	43	298
13th Judicial District						
Arthur	0	0	0	0	0	0
Dawson	45	33	73	93	49	185
Hooker	0	0	0	3	0	3
Keith	29	17	56	67	50	104
Lincoln	96	21	89	223	161	382
Logan	2	0	2	0	0	1
McPherson	0	0	0	5	0	5
Thomas	0	0	0	5	0	3
DISTRICT TOTAL	172	71	220	396	260	683
14th Judicial District						
Chase	3	0	4	23	4	20
Dundy	3	1	3	12	3	10
Frontier	6	0	4	5	1	10
Furnas	4	0	4	30	7	37
Gosper	0	0	0	6	3	12
Hayes	0	0	0	7	0	3
Hitchcock	5	1	7	13	2	16
Perkins	5	0	2	6	1	6
Red Willow	29	6	50	104	44	144
DISTRICT TOTAL	55	8	74	206	65	258

Criminal & Domestic Relations
 1978 District Court
 Cases filed, reopened, disposed

	CRIMINAL			DOMESTIC RELATIONS		
	<u>filed</u>	<u>reopened</u>	<u>disposed</u>	<u>filed</u>	<u>reopened</u>	<u>disposed</u>
15th Judicial District						
Boyd	1	0	1	5	0	11
Brown	13	1	15	29	0	19
Cherry	17	0	14	39	6	40
Holt	10	7	14	59	43	89
Keya Paha	1	0	0	3	2	4
Rock	0	0	0	7	1	9
DISTRICT TOTAL	42	8	44	142	52	172
16th Judicial District						
Box Butte	58	9	59	58	23	84
Dawes	32	12	41	67	4	95
Grant	2	0	1	7	2	6
Sheridan	37	3	52	36	19	59
Sioux	0	0	0	3	0	11
DISTRICT TOTAL	129	24	153	171	48	255
17th Judicial District						
Garden	3	0	3	14	1	12
Morrill	14	0	12	19	2	30
Scotts Bluff	122	12	116	367	197	525
DISTRICT TOTAL	139	12	131	400	200	567
18th Judicial District						
Gage	44	5	49	133	53	177
Jefferson	18	0	24	50	0	68
DISTRICT TOTAL	62	5	73	183	53	245
19th Judicial District						
Banner	0	0	1	1	0	2
Cheyenne	54	18	64	73	34	108
Deuel	5	0	6	13	0	10
Kimball	15	2	24	34	14	39
DISTRICT TOTAL	74	20	95	121	48	159
20th Judicial District						
Blaine	0	0	0	2	2	4
Custer	15	0	13	56	15	62
Garfield	3	0	1	10	1	8
Greeley	2	0	3	5	0	4
Loup	0	0	0	5	0	4
Valley	4	0	8	15	0	14
Wheeler	0	0	0	1	0	2
DISTRICT TOTAL	24	0	25	94	18	98
21st Judicial District						
Boone	8	5	9	21	16	25
Colfax	14	0	10	24	3	24
Merrick	10	6	12	34	37	83
Nance	4	0	7	5	11	13
Platte	48	15	56	111	14	126
DISTRICT TOTAL	84	26	94	195	81	271
STATE TOTAL	3,477	441	4,091	10,163	4,067	14,524

CIVIL & APPEALS
1978
DISTRICT COURT
Cases filed, reopened, disposed

	<u>filed</u>	<u>OTHER CIVIL</u> <u>reopened</u>	<u>disposed</u>	<u>filed</u>	<u>APPEAL</u> <u>reopened</u>	<u>disposed</u>
1st Judicial District						
Johnson	19	0	16	0	0	0
Nemaha	15	0	26	5	0	6
Pawnee	22	1	24	0	0	0
Richardson	37	0	36	1	0	1
DISTRICT TOTAL	93	1	102	6	0	7
2nd Judicial District						
Cass	86	2	95	12	0	16
Otoe	47	2	54	34	0	9
Sarpy	214	32	307	26	3	18
DISTRICT TOTAL	347	36	456	72	3	43
3rd Judicial District						
Lancaster	794	87	834	558	8	382
DISTRICT TOTAL	794	87	834	558	8	382
4th Judicial District						
Douglas	2,140	0	2,162	926	0	485
DISTRICT TOTAL	2,140	0	2,162	926	0	485
5th Judicial District						
Butler	27	0	18	20	0	17
Hamilton	22	0	31	3	0	9
Polk	15	3	30	3	0	1
Saunders	64	17	73	47	3	29
Seward	39	11	47	9	5	20
York	49	12	69	17	2	18
DISTRICT TOTAL	216	43	268	99	10	94
6th Judicial District						
Burt	38	0	36	0	0	1
Dodge	141	3	109	27	0	19
Thurston	31	0	31	12	0	7
Washington	50	2	30	11	0	11
DISTRICT TOTAL	260	5	206	50	0	38
7th Judicial District						
Fillmore	28	0	15	2	0	2
Nuckolls	13	3	17	0	0	0
Saline	25	0	23	3	0	1
Thayer	19	1	23	2	0	2
DISTRICT TOTAL	85	4	78	7	0	5
8th Judicial District						
Cedar	26	0	33	0	0	0
Dakota	88	11	94	15	3	19
Dixon	8	1	10	7	1	8
DISTRICT TOTAL	122	12	137	22	4	27

Civil & Appeals
 1978 District Court
 Cases filed, reopened, disposed

	<u>filed</u>	<u>OTHER CIVIL</u> <u>reopened</u>	<u>disposed</u>	<u>filed</u>	<u>APPEAL</u> <u>reopened</u>	<u>disposed</u>
9th Judicial District						
Antelope	27	7	32	1	0	0
Cuming	23	0	24	5	0	2
Knox	27	3	27	1	0	1
Madison	108	10	108	25	0	11
Pierce	25	0	21	1	0	0
Stanton	20	3	20	0	0	0
Wayne	13	2	18	3	0	4
DISTRICT TOTAL	243	25	250	36	0	19
10th Judicial District						
Adams	98	5	65	0	0	0
Clay	27	1	19	4	0	5
Franklin	18	0	23	0	0	0
Harlan	27	4	20	0	0	0
Kearney	21	0	18	2	0	4
Phelps	42	0	31	2	0	2
Webster	25	0	40	0	0	0
DISTRICT TOTAL	258	10	216	8	0	11
11th Judicial District						
Hall	284	40	229	84	0	25
Howard	12	0	12	0	0	0
DISTRICT TOTAL	296	40	241	84	0	25
12th Judicial District						
Buffalo	137	7	158	30	0	28
Sherman	15	0	18	0	0	0
DISTRICT TOTAL	152	7	176	30	0	28
13th Judicial District						
Arthur	0	0	1	0	0	0
Dawson	86	9	97	52	3	61
Hooker	3	0	3	0	0	0
Keith	57	10	76	0	0	0
Lincoln	232	34	239	45	6	58
Logan	20	0	6	1	0	0
McPherson	5	0	5	0	0	0
Thomas	9	0	4	0	0	0
DISTRICT TOTAL	412	53	431	98	9	119
14th Judicial District						
Chase	30	11	47	0	0	0
Dundy	7	0	11	0	0	0
Frontier	16	0	22	5	0	6
Furnas	35	1	38	3	0	1
Gosper	19	0	25	0	0	0
Hayes	11	2	13	0	0	0
Hitchcock	19	0	21	4	0	2
Perkins	13	0	4	0	0	0
Red Willow	48	4	53	6	1	6
DISTRICT TOTAL	198	18	234	18	1	15

Civil & Appeals
 1978 District Court
 Cases filed, reopened, disposed

	<u>filed</u>	<u>OTHER CIVIL</u>		<u>filed</u>	<u>APPEAL</u>	
		<u>reopened</u>	<u>disposed</u>		<u>reopened</u>	<u>disposed</u>
15th Judicial District						
Boyd	7	0	9	0	0	0
Brown	25	0	31	0	0	0
Cherry	28	1	39	1	0	0
Holt	76	28	94	0	1	4
Keya Paha	7	0	6	1	0	0
Rock	19	0	14	0	0	0
DISTRICT TOTAL	162	29	193	2	1	4
16th Judicial District						
Box Butte	63	0	52	8	0	8
Dawes	53	0	37	4	0	7
Grant	1	0	23	0	0	0
Sheridan	25	2	20	15	2	20
Sioux	5	0	6	1	0	2
DISTRICT TOTAL	147	2	138	28	2	37
17th Judicial District						
Garden	10	0	21	0	0	1
Morrill	25	3	18	3	0	4
Scotts Bluff	249	13	256	38	1	43
DISTRICT TOTAL	284	16	295	41	1	48
18th Judicial District						
Gage	60	0	53	14	2	11
Jefferson	21	0	31	3	0	2
DISTRICT TOTAL	81	0	84	17	2	13
19th Judicial District						
Banner	8	0	10	2	0	0
Cheyenne	28	7	29	7	0	5
Deuel	6	0	12	0	0	0
Kimball	25	5	18	6	0	3
DISTRICT TOTAL	67	12	69	15	0	8
20th Judicial District						
Blaine	3	1	1	0	1	1
Custer	54	0	58	8	0	12
Garfield	6	0	3	0	0	0
Greeley	13	0	6	5	0	7
Loup	9	0	5	0	0	0
Valley	19	0	23	0	0	0
Wheeler	12	0	9	0	0	0
DISTRICT TOTAL	116	1	105	13	1	20
21st Judicial District						
Boone	22	3	38	7	1	5
Colfax	21	1	29	4	0	4
Merrick	25	9	39	20	10	32
Nance	9	3	13	5	1	8
Platte	70	5	85	31	2	43
DISTRICT TOTAL	147	21	204	67	14	92
STATE TOTAL	6,620	422	6,879	2,197	56	1,520

DISTRICT COURT
TOTAL FILINGS BY YEAR

	<u>1974</u>	<u>1975</u>	<u>1976</u>	<u>1977</u>	<u>1978</u>
1st Judicial District					
Johnson	30	25	36	30	35
Nemaha	61	60	75	93	56
Pawnee	2	28	19	24	38
Richardson	102	90	102	92	91
DISTRICT TOTAL	195	203	232	239	220
2nd Judicial District					
Cass	191	183	243	242	206
Otoe	136	145	131	129	198
Sarpy	847	929	944	1,029	1,010
DISTRICT TOTAL	1,174	1,257	1,318	1,397	1,414
3rd Judicial District					
Lancaster	2,938	3,438	3,229	3,553	3,424
DISTRICT TOTAL	2,938	3,438	3,229	3,553	3,424
4th Judicial District					
Douglas	7,385	8,486	7,906	7,520	7,890
DISTRICT TOTAL	7,385	8,486	7,906	7,520	7,890
5th Judicial District					
Butler	63	61	56	65	82
Hamilton	77	66	66	51	74
Polk	42	31	56	44	33
Saunders	214	188	224	164	238
Seward	96	110	135	105	133
York	180	145	172	153	188
DISTRICT TOTAL	672	601	709	578	748
6th Judicial District					
Burt	66	86	68	84	91
Dodge	413	449	460	557	500
Thurston	72	76	112	123	112
Washington	153	162	143	175	151
DISTRICT TOTAL	704	773	783	939	854
7th Judicial District					
Fillmore	65	77	46	45	57
Nuckolls	55	56	81	45	43
Saline	67	73	71	105	96
Thayer	47	54	49	45	47
DISTRICT TOTAL	234	260	247	240	243
8th Judicial District					
Cedar	50	32	47	53	58
Dakota	261	223	293	309	300
Dixon	36	30	31	44	32
DISTRICT TOTAL	347	285	371	406	390

DISTRICT COURT TOTAL FILINGS BY YEAR

	<u>1974</u>	<u>1975</u>	<u>1976</u>	<u>1977</u>	<u>1978</u>
9th Judicial District					
Antelope	58	55	59	73	48
Cuming	41	62	49	21	52
Knox	64	67	73	62	65
Madison	279	312	317	371	340
Pierce	39	38	43	58	55
Stanton	32	54	46	33	34
Wayne	38	45	57	47	51
DISTRICT TOTAL	551	633	644	665	645
10th Judicial District					
Adams	249	263	311	341	350
Clay	6	53	74	67	81
Franklin	20	28	30	33	27
Harlan	42	43	33	37	42
Kearney	48	49	57	54	62
Phelps	117	94	143	114	117
Webster	38	51	68	41	48
DISTRICT TOTAL	520	581	716	687	727
11th Judicial District					
Hall	615	728	751	630	820
Howard	33	51	40	38	27
DISTRICT TOTAL	648	779	791	668	847
12th Judicial District					
Buffalo	360	377	439	402	417
Sherman	25	41	36	44	36
DISTRICT TOTAL	385	418	475	446	453
13th Judicial District					
Arthur	4	3	2	2	0
Dawson	208	251	251	308	276
Hooker	9	4	5	3	6
Keith	200	156	147	184	153
Lincoln	426	549	526	587	596
Logan	5	9	5	7	23
McPherson	1	0	0	3	10
Thomas	5	20	10	2	14
DISTRICT TOTAL	858	992	946	1,096	1,078
14th Judicial District					
Chase	59	49	55	94	56
Dundy	22	13	26	15	22
Frontier	15	6	26	23	32
Furnas	50	46	65	58	72
Gosper	16	14	22	39	25
Hayes	9	8	10	10	18
Hitchcock	29	25	34	38	41
Perkins	25	28	36	41	24
Red Willow	140	158	151	162	187
DISTRICT TOTAL	365	347	425	480	477

DISTRICT COURT FILINGS BY YEAR

	<u>1974</u>	<u>1975</u>	<u>1976</u>	<u>1977</u>	<u>1978</u>
15th Judicial District					
Boyd	16	5	23	23	13
Brown	45	46	59	70	67
Cherry	81	78	69	70	85
Holt	96	102	128	102	145
Keya Paha	14	15	8	9	12
Rock	1	19	20	11	26
DISTRICT TOTAL	253	265	307	285	348
16th Judicial District					
Box Butte	162	174	169	173	187
Dawes	99	102	110	123	156
Grant	10	11	7	30	10
Sheridan	90	146	104	108	113
Sioux	15	13	12	11	9
DISTRICT TOTAL	376	446	402	445	475
17th Judicial District					
Garden	26	37	45	27	37
Morrill	71	53	54	72	64
Scotts Bluff	710	625	721	809	940
DISTRICT TOTAL	807	715	820	908	864
18th Judicial District					
Gage	215	216	232	233	251
Jefferson	82	101	75	115	92
DISTRICT TOTAL	297	317	307	348	343
19th Judicial District					
Banner	12	7	4	9	11
Cheyenne	159	161	156	153	162
Deuel	32	34	31	24	24
Kimball	74	82	73	104	80
DISTRICT TOTAL	277	284	264	290	277
20th Judicial District					
Blaine	6	0	4	7	5
Custer	138	134	117	123	133
Garfield	21	17	21	16	19
Greeley	20	14	15	15	25
Loup	6	5	13	12	14
Valley	38	24	51	28	38
Wheeler	15	3	1	6	13
DISTRICT TOTAL	244	201	222	207	247
21st Judicial District					
Boone	46	56	60	70	58
Colfax	57	83	58	76	63
Merrick	98	103	115	104	89
Nance	28	43	34	37	23
Platte	276	306	302	344	260
DISTRICT TOTAL	505	591	569	631	493
YEARLY TOTAL	19,735	21,872	21,683	22,028	22,457

COUNTY COURT
1978 CASE ACTIVITY

	<u>Beginning Inventory</u>	<u>New Filings</u>	<u>Dispositions</u>	<u>Ending Inventory</u>
1st Judicial District				
Johnson	142	548	573	117
Nemaha	378	1,381	1,400	359
Pawnee	143	500	440	203
Richardson	321	1,779	1,761	339
DISTRICT TOTAL	984	4,208	4,174	1,018
2nd Judicial District				
Cass	395	12,273	12,344	324
Otoe	455	2,929	2,687	697
Sarpy	1,237	15,679	15,172	1,744
DISTRICT TOTAL	2,087	30,881	30,203	2,765
3rd Judicial District				
Lancaster	9,964	4,940	4,014	10,890
DISTRICT TOTAL	9,964	4,940	4,014	10,890
4th Judicial District				
Douglas	12,528	12,754	12,057	13,225
DISTRICT TOTAL	12,528	12,754	12,057	13,225
5th Judicial District				
Butler	346	2,570	2,683	233
Hamilton	276	2,549	2,456	369
Polk	340	626	634	332
Saunders	871	4,062	3,926	1,007
Seward	668	6,287	6,025	930
York	1,274	4,489	4,431	1,332
DISTRICT TOTAL	3,775	20,583	20,155	4,203
6th Judicial District				
Burt	272	1,634	1,586	320
Dodge	1,592	9,159	9,159	1,592
Thurston	469	1,639	1,609	490
Washington	855	3,148	2,798	1,205
DISTRICT TOTAL	3,179	15,580	15,152	3,607
7th Judicial District				
Fillmore	208	1,829	1,721	316
Nuckolls	119	1,461	1,454	126
Saline	480	2,970	2,857	593
Thayer	365	3,951	3,954	362
DISTRICT TOTAL	1,172	10,211	9,986	1,397
8th Judicial District				
Cedar	370	1,959	1,948	381
Dakota	985	4,663	4,414	1,234
Dixon	85	796	765	116
DISTRICT TOTAL	1,440	7,418	7,127	1,731

County Court 1978 Case Activity

	<u>Beginning Inventory</u>	<u>New Filings</u>	<u>Dispositions</u>	<u>Ending Inventory</u>
9th Judicial District				
Antelope	235	1,368	1,378	225
Cuming	364	3,700	3,787	277
Knox	167	1,341	1,357	151
Madison	2,036	5,786	6,309	1,513
Pierce	374	1,380	1,463	291
Stanton	269	1,155	1,174	250
Wayne	200	2,028	1,976	252
DISTRICT TOTAL	3,645	16,758	17,444	2,959
10th Judicial District				
Adams	1,462	6,334	6,439	1,357
Clay	248	2,239	2,276	211
Franklin	42	1,096	1,065	73
Harlan	240	1,259	1,228	271
Kearney	200	1,927	1,906	221
Phelps	409	2,975	3,122	262
Webster	181	1,307	1,316	172
DISTRICT TOTAL	2,782	17,137	17,352	2,567
11th Judicial District				
Hall	3,637	12,478	11,451	4,664
Howard	270	1,460	1,497	233
DISTRICT TOTAL	3,907	13,938	12,948	4,897
12th Judicial District				
Buffalo	1,631	8,079	8,364	1,346
Sherman	145	789	752	182
DISTRICT TOTAL	1,776	8,868	9,116	1,528
13th Judicial District				
Arthur	0	57	57	0
Dawson	301	8,129	8,070	360
Hooker	75	604	612	67
Keith	490	5,362	5,337	515
Lincoln	1,302	26,389	26,449	1,242
Logan	19	465	461	23
McPherson	7	100	100	7
Thomas	25	623	604	44
DISTRICT TOTAL	2,219	41,729	41,690	2,258
14th Judicial District				
Chase	54	515	492	77
Dundy	121	263	249	135
Frontier	109	571	617	63
Furnas	265	904	871	298
Gosper	44	612	627	29
Hayes	34	72	77	29
Hitchcock	99	788	829	58
Perkins	95	481	461	115
Red Willow	472	3,347	3,415	404
DISTRICT TOTAL	1,293	7,553	7,638	1,208

County Court 1978 Case Activity

	<u>Beginning Inventory</u>	<u>New Filings</u>	<u>Dispositions</u>	<u>Ending Inventory</u>
15th Judicial District				
Boyd	90	322	328	84
Brown	198	1,039	1,046	191
Cherry	503	2,389	2,370	522
Holt	732	2,831	2,939	624
Keya Paha	60	203	211	52
Rock	66	941	920	87
DISTRICT TOTAL	1,649	7,725	7,814	1,560
16th Judicial District				
Box Butte	459	3,786	3,045	1,200
Dawes	959	2,939	2,869	1,029
Grant	58	416	392	82
Sheridan	979	3,819	3,975	823
Sioux	40	404	341	103
DISTRICT TOTAL	2,495	11,364	10,622	3,237
17th Judicial District				
Garden	107	1,147	1,154	100
Morrill	417	3,382	3,432	367
Scotts Bluff	2,691	11,705	10,698	3,698
DISTRICT TOTAL	3,215	16,234	15,284	4,165
18th Judicial District				
Gage	1,061	4,688	4,626	1,123
Jefferson	227	1,462	1,496	193
DISTRICT TOTAL	1,288	6,150	6,122	1,316
19th Judicial District				
Banner	69	402	405	66
Cheyenne	463	3,462	3,204	721
Deuel	491	2,455	2,720	226
Kimball	593	2,020	1,909	704
DISTRICT TOTAL	1,616	8,339	8,238	1,717
20th Judicial District				
Blaine	2	107	102	7
Custer	208	2,579	2,515	272
Garfield	53	267	258	62
Grealey	63	629	649	43
Loup	14	181	177	18
Valley	46	729	720	55
Wheeler	21	175	165	31
DISTRICT TOTAL	407	4,667	4,586	488
21st Judicial District				
Boone	358	1,077	1,143	292
Colfax	645	2,703	2,669	679
Merrick	644	2,579	2,603	620
Nance	60	901	898	63
Platte	1,732	8,636	7,875	2,493
DISTRICT TOTAL	3,439	15,896	15,188	4,147
STATE TOTAL	64,860	282,933	276,910	70,883

1978 COUNTY COURT
FILINGS & DISPOSITIONS

	MISDEMEANOR STATUTE		ORDINANCE NON-TRAFFIC		JUVENILE	
	<u>filed</u>	<u>disposed</u>	<u>filed</u>	<u>disposed</u>	<u>filed</u>	<u>disposed</u>
1st Judicial District						
Johnson	106	104	13	14	1	0
Nemaha	243	270	66	60	10	8
Pawnee	109	68	0	0	7	7
Richardson	198	210	51	53	38	36
DISTRICT TOTAL	650	652	130	127	56	51
2nd Judicial District						
Cass	243	253	116	114	83	36
Otoe	172	161	113	109	61	63
Sarpy	2,000	1,783	53	51	0	0
DISTRICT TOTAL	2,415	2,197	282	274	144	149
3rd Judicial District						
Lancaster	1,946	1,503	0	0	0	0
DISTRICT TOTAL	1,946	1,503	0	0	0	0
4th Judicial District						
Douglas	2,732	2,557	11	20	0	0
DISTRICT TOTAL	2,732	2,557	11	20	0	0
5th Judicial District						
Butler	134	167	3	4	16	16
Hamilton	102	98	20	19	21	23
Polk	117	113	5	4	27	28
Saunders	577	614	19	27	45	21
Seward	244	206	26	29	73	73
York	772	692	90	74	86	81
DISTRICT TOTAL	1,946	1,890	163	157	268	242
6th Judicial District						
Burt	144	150	6	6	12	12
Dodge	2,163	2,314	642	673	196	187
Thurston	587	568	0	0	10	6
Washington	407	314	145	86	37	33
DISTRICT TOTAL	3,301	3,346	793	765	255	258
7th Judicial District						
Fillmore	151	115	2	0	55	55
Nuckolls	32	33	5	6	12	11
Saline	417	366	138	149	53	57
Thayer	71	67	2	2	19	21
DISTRICT TOTAL	671	581	147	157	139	144
8th Judicial District						
Cedar	480	493	0	0	15	14
Dakota	491	508	346	336	26	30
Dixon	48	45	34	35	8	9
DISTRICT TOTAL	1,019	1,046	380	371	49	53

1978 County Court
Filings & Dispositions

	MISDEMEANOR STATUTE		ORDINANCE NON-TRAFFIC		JUVENILE	
	filed	disposed	filed	disposed	filed	disposed
9th Judicial District						
Antelope	173	164	14	13	6	5
Cuming	130	143	7	7	25	20
Knox	137	141	0	0	12	13
Madison	272	494	572	667	63	87
Pierce	233	259	1	1	13	12
Stanton	86	112	0	0	16	27
Wayne	182	179	64	65	9	5
DISTRICT TOTAL	1,213	1,492	658	573	144	169
10th Judicial District						
Adams	878	869	343	416	90	127
Clay	337	336	1	1	42	34
Franklin	165	163	0	0	12	14
Harlan	281	275	1	2	1	6
Kearney	140	139	33	34	20	19
Phelps	480	500	100	104	50	49
Webster	94	104	0	0	25	19
DISTRICT TOTAL	2,375	2,386	478	557	240	268
11th Judicial District						
Hall	990	939	767	795	286	250
Howard	68	76	3	7	15	36
DISTRICT TOTAL	1,058	1,015	770	802	301	286
12th Judicial District						
Buffalo	572	667	299	383	120	114
Sherman	196	190	16	15	11	7
DISTRICT TOTAL	768	857	315	398	131	121
13th Judicial District						
Arthur	8	8	0	0	1	1
Dawson	669	622	229	228	76	77
Hooker	27	34	0	0	0	0
Keith	549	620	13	13	23	19
Lincoln	625	624	654	645	165	177
Logan	4	1	0	0	0	0
McPherson	5	5	0	0	0	0
Thomas	17	18	0	0	0	0
DISTRICT TOTAL	1,904	1,932	896	886	265	274
14th Judicial District						
Chase	43	46	7	7	15	16
Dundy	21	22	0	0	1	1
Frontier	139	149	0	0	3	3
Furnas	85	76	0	0	16	15
Gosper	81	81	0	0	3	3
Hayes	2	4	0	0	0	0
Hitchcock	151	161	9	9	4	5
Perkins	43	36	9	9	3	2
Red Willow	585	623	79	71	47	52
DISTRICT TOTAL	1,150	1,198	104	96	92	97

1978 County Court
Filings & Dispositions

	MISDEMEANOR STATUTE		ORDINANCE NON-TRAFFIC		JUVENILE	
	<u>filed</u>	<u>disposed</u>	<u>filed</u>	<u>disposed</u>	<u>filed</u>	<u>disposed</u>
15th Judicial District						
Boyd	54	48	0	0	1	1
Brown	163	134	4	3	5	6
Cherry	432	348	4	22	4	1
Holt	634	776	53	43	15	17
Keya Paha	53	55	0	0	1	3
Rock	53	51	1	0	3	2
DISTRICT TOTAL	1,389	1,412	62	68	29	30
16th Judicial District						
Box Butte	657	467	321	285	41	26
Dawes	313	232	93	104	30	28
Grant	27	26	0	0	0	0
Sheridan	1,156	1,336	0	0	41	62
Sioux	5	8	3	3	0	0
DISTRICT TOTAL	2,158	2,069	417	392	112	116
17th Judicial District						
Garden	107	110	13	13	1	1
Morrill	272	275	10	10	18	21
Scotts Bluff	1,070	1,024	666	703	279	275
DISTRICT TOTAL	1,449	1,409	689	726	298	297
18th Judicial District						
Gage	534	486	619	586	50	46
Jefferson	240	262	8	7	15	21
DISTRICT TOTAL	774	748	627	593	65	67
19th Judicial District						
Banner	2	2	0	3	0	0
Cheyenne	306	289	92	87	35	39
Deuel	42	30	3	3	13	15
Kimball	56	57	63	52	14	14
DISTRICT TOTAL	406	378	158	145	62	68
20th Judicial District						
Blaine	0	0	0	0	0	0
Custer	256	241	23	25	24	27
Garfield	41	38	1	0	8	8
Greeley	36	38	0	1	23	22
Loup	26	24	2	2	1	1
Valley	65	59	4	4	18	19
Wheeler	42	36	0	0	0	0
DISTRICT TOTAL	466	436	30	32	74	77
21st Judicial District						
Boone	60	116	11	14	14	15
Colfax	388	351	28	28	35	43
Merrick	218	254	0	0	14	15
Nance	58	61	0	0	4	4
Platte	2,203	1,985	1,155	1,012	159	187
DISTRICT TOTAL	2,927	2,767	1,194	1,054	226	262
STATE TOTAL	32,723	31,871	8,304	8,373	2,950	3,009

1978 COUNTY COURT
FILINGS & DISPOSITIONS

	STATUTE TRAFFIC		ORDINANCE TRAFFIC		FELONY (Prelim. Hearing)	
	<u>filed</u>	<u>disposed</u>	<u>filed</u>	<u>disposed</u>	<u>filed</u>	<u>disposed</u>
1st Judicial District						
Johnson	172	177	105	100	13	18
Nemaha	567	569	252	263	31	33
Pawnee	285	266	0	0	15	10
Richardson	753	715	483	488	11	13
DISTRICT TOTAL	1,777	1,727	840	851	70	74
2nd Judicial District						
Cass	10,785	10,898	444	419	72	60
Otoe	1,636	1,509	456	482	72	65
Sarpy	11,878	11,617	22	22	244	231
DISTRICT TOTAL	24,299	24,024	922	923	388	356
3rd Judicial District						
Lancaster	0	0	0	0	1,020	863
DISTRICT TOTAL	0	0	0	0	1,020	863
4th Judicial District						
Douglas	7,110	6,779	453	406	183	241
DISTRICT TOTAL	7,110	6,779	453	406	183	241
5th Judicial District						
Butler	2,136	2,133	85	107	19	23
Hamilton	1,869	1,840	249	232	25	17
Polk	284	276	6	6	7	8
Saunders	2,682	2,600	312	292	46	42
Seward	4,905	4,759	682	636	33	29
York	2,482	2,503	532	563	70	61
DISTRICT TOTAL	14,358	14,111	1,866	1,836	200	180
6th Judicial District						
Burt	1,194	1,168	14	14	14	16
Dodge	855	773	4,160	4,167	208	132
Thurston	837	794	0	0	30	31
Washington	1,556	1,497	587	538	29	33
DISTRICT TOTAL	4,442	4,232	4,761	4,719	281	212
7th Judicial District						
Fillmore	1,361	1,311	2	2	12	13
Nuckolls	1,041	1,028	174	174	26	21
Saline	1,149	1,147	847	853	23	25
Thayer	3,657	3,653	2	2	18	25
DISTRICT TOTAL	7,208	7,139	1,025	1,031	79	84
8th Judicial District						
Cedar	1,239	1,244	0	0	6	7
Dakota	1,111	1,015	2,152	2,036	57	67
Dixon	396	393	108	105	0	0
DISTRICT TOTAL	2,746	2,652	2,260	2,141	63	74

1978 County Court
Filings & Dispositions

	STATUTE TRAFFIC		ORDINANCE TRAFFIC		FELONY (Prelim. Hearing)	
	<u>filed</u>	<u>disposed</u>	<u>filed</u>	<u>disposed</u>	<u>filed</u>	<u>disposed</u>
9th Judicial District						
Antelope	879	869	5	9	14	15
Cuming	3,193	3,267	54	56	22	24
Knox	917	912	0	0	11	13
Madison	1,454	1,492	2,503	2,534	24	55
Pierce	869	913	15	17	5	6
Stanton	937	931	0	0	1	4
Wayne	932	921	561	542	2	2
DISTRICT TOTAL	9,181	9,305	3,138	3,158	79	119
10th Judicial District						
Adams	3,780	3,516	375	375	56	64
Clay	1,615	1,634	0	0	21	23
Franklin	768	751	0	0	5	5
Harlan	777	773	1	1	32	32
Kearney	1,323	1,302	190	192	36	25
Phelps	1,679	1,666	296	306	15	22
Webster	1,066	1,073	0	0	14	10
DISTRICT TOTAL	11,008	10,715	862	874	179	179
11th Judicial District						
Hall	4,692	4,496	4,071	3,773	247	208
Howard	1,176	1,181	11	12	9	21
DISTRICT TOTAL	5,868	5,677	4,082	3,785	256	229
12th Judicial District						
Buffalo	2,915	3,017	2,704	2,701	141	190
Sherman	373	356	9	11	10	9
DISTRICT TOTAL	3,288	3,373	2,713	2,712	151	199
13th Judicial District						
Arthur	37	37	0	0	0	0
Dawson	5,101	5,007	1,263	1,296	71	72
Hooker	549	555	0	0	0	0
Keith	4,257	4,199	107	104	68	79
Lincoln	20,031	20,230	3,245	3,234	107	104
Logan	449	445	0	0	4	4
McPherson	85	86	0	0	0	0
Thomas	563	545	0	0	2	2
DISTRICT TOTAL	31,412	31,104	4,615	4,634	252	261
14th Judicial District						
Chase	253	251	19	19	12	10
Dundy	147	145	0	0	9	11
Frontier	335	379	0	0	7	7
Furnas	505	492	1	1	9	7
Gosper	471	474	0	0	3	4
Hayes	49	54	0	0	0	0
Hitchcock	381	399	109	111	21	31
Perkins	274	270	19	19	11	10
Red Willow	2,063	2,075	3	5	55	67
DISTRICT TOTAL	4,478	4,539	151	155	127	147

1978 County Court
Filings & Dispositions

	STATUTE TRAFFIC		ORDINANCE TRAFFIC		FELONY (Prelim. Hearing)	
	<u>filed</u>	<u>disposed</u>	<u>filed</u>	<u>disposed</u>	<u>filed</u>	<u>disposed</u>
15th Judicial District						
Boyd	180	180	11	11	5	7
Brown	570	585	82	82	24	29
Cherry	1,693	1,786	4	12	53	32
Holt	1,486	1,454	270	304	27	35
Keya Paha	119	131	0	0	6	5
Rock	801	791	0	0	4	2
DISTRICT TOTAL	4,849	4,927	367	409	119	110
16th Judicial District						
Box Butte	1,246	1,066	1,145	887	72	61
Dawes	1,838	1,816	355	372	31	22
Grant	357	340	0	0	3	3
Sheridan	2,362	2,283	0	0	44	55
Sioux	345	297	0	0	8	0
DISTRICT TOTAL	6,148	5,802	1,498	1,259	158	149
17th Judicial District						
Garden	897	916	16	16	0	0
Morrill	2,873	2,907	56	56	18	21
Scotts Bluff	4,094	4,118	3,976	3,491	273	210
DISTRICT TOTAL	7,864	7,941	4,048	3,563	291	231
18th Judicial District						
Gage	1,260	1,201	1,491	1,532	56	53
Jefferson	590	559	279	279	14	19
DISTRICT TOTAL	1,850	1,760	1,770	1,811	70	72
19th Judicial District						
Banner	371	368	0	0	2	2
Cheyenne	2,474	2,198	171	173	67	69
Deuel	2,285	2,522	18	18	6	40
Kimball	1,542	1,436	116	125	19	21
DISTRICT TOTAL	6,672	6,524	305	316	94	132
20th Judicial District						
Blaine	99	96	0	0	1	1
Custer	1,741	1,695	112	107	49	45
Garfield	128	122	0	1	7	3
Greeley	362	384	31	28	15	12
Loup	122	122	0	0	4	4
Valley	402	404	66	66	7	7
Wheeler	114	113	0	0	0	0
DISTRICT TOTAL	2,968	2,936	209	202	83	72
21st Judicial District						
Boone	732	752	90	88	10	10
Colfax	1,553	1,553	385	390	21	22
Merrick	2,064	2,021	5	5	23	21
Nance	734	731	0	0	1	2
Platte	1,768	1,637	2,557	2,177	51	52
DISTRICT TOTAL	6,851	6,694	3,037	2,660	106	107
STATE TOTAL	164,377	161,961	38,922	37,445	4,249	4,091

1978 COUNTY COURT
FILINGS & DISPOSITIONS

	GUARDIANSHIP CONSERVATORSHIP		ADOPTION		EMINENT DOMAIN	
	<u>filed</u>	<u>disposed</u>	<u>filed</u>	<u>disposed</u>	<u>filed</u>	<u>disposed</u>
1st Judicial District						
Johnson	6	7	4	4	0	0
Nemaha	9	10	4	4	1	1
Pawnee	5	4	0	0	0	1
Richardson	25	26	6	5	1	1
DISTRICT TOTAL	45	47	14	13	2	3
2nd Judicial District						
Cass	51	51	20	23	2	1
Otoe	16	10	9	10	5	2
Sarpy	115	113	118	121	7	3
DISTRICT TOTAL	182	174	147	154	14	6
3rd Judicial District						
Lancaster	135	135	121	121	25	27
DISTRICT TOTAL	135	135	121	121	25	27
4th Judicial District						
Douglas	347	206	305	316	16	17
DISTRICT TOTAL	347	206	305	316	16	17
5th Judicial District						
Butler	8	8	4	3	0	0
Hamilton	11	15	8	7	0	0
Polk	8	20	6	6	0	0
Saunders	14	2	20	14	2	1
Seward	22	26	11	10	0	0
York	10	10	14	11	0	0
DISTRICT TOTAL	73	81	63	51	2	1
6th Judicial District						
Burt	3	3	4	4	15	15
Dodge	31	37	37	37	1	1
Thurston	11	7	5	5	5	5
Washington	21	21	10	12	1	1
DISTRICT TOTAL	66	68	56	58	22	22
7th Judicial District						
Fillmore	11	11	7	9	0	0
Nuckolls	7	6	3	1	0	0
Saline	12	6	11	12	5	5
Thayer	15	15	3	3	1	1
DISTRICT TOTAL	45	38	24	25	6	6
8th Judicial District						
Cedar	14	13	5	5	0	0
Dakota	7	13	6	7	0	0
Dixon	12	9	7	7	0	0
DISTRICT TOTAL	33	35	18	19	0	0

1978 County Court
Filings & Dispositions

	GUARDIANSHIP CONSERVATORSHIP		ADOPTION		EMINENT DOMAIN	
	<u>filed</u>	<u>disposed</u>	<u>filed</u>	<u>disposed</u>	<u>filed</u>	<u>disposed</u>
9th Judicial District						
Antelope	13	12	13	11	1	2
Cuming	27	29	6	5	0	0
Knox	25	26	4	6	0	0
Madison	60	95	34	37	8	7
Pierce	12	12	15	15	2	2
Stanton	13	1	0	0	0	0
Wayne	22	20	8	8	0	1
DISTRICT TOTAL	172	195	80	82	11	12
10th Judicial District						
Adams	23	23	20	22	4	4
Clay	18	17	5	5	2	2
Franklin	5	7	4	4	0	1
Harlan	2	2	6	7	0	0
Kearney	10	11	8	8	1	1
Phelps	16	16	10	9	0	1
Webster	1	7	7	7	0	0
DISTRICT TOTAL	75	83	60	62	7	9
11th Judicial District						
Hall	64	50	52	43	11	11
Howard	7	6	5	5	5	5
DISTRICT TOTAL	71	56	57	48	16	16
12th Judicial District						
Buffalo	44	27	38	30	12	12
Sherman	16	15	1	1	0	0
DISTRICT TOTAL	60	42	39	31	12	12
13th Judicial District						
Arthur	0	0	0	0	0	0
Dawson	48	46	16	18	0	0
Hooker	7	7	0	0	0	0
Keith	6	6	17	16	3	3
Lincoln	61	8	30	31	8	7
Logan	0	0	0	0	0	0
McPherson	1	0	0	0	0	0
Thomas	0	0	3	3	1	0
DISTRICT TOTAL	123	67	66	68	12	10
14th Judicial District						
Chase	6	4	4	4	0	1
Dundy	7	6	2	2	2	2
Frontier	1	1	4	2	3	3
Furnas	8	9	6	5	0	0
Gosper	5	2	2	2	6	6
Hayes	0	0	1	1	0	0
Hitchcock	7	6	2	2	0	0
Perkins	8	8	1	0	0	0
Red Willow	14	14	9	8	7	7
DISTRICT TOTAL	56	50	31	26	18	19

1978 County Court
Filings & Dispositions

	GUARDIANSHIP CONSERVATORSHIP		ADOPTION		EMINENT DOMAIN	
	<u>filed</u>	<u>disposed</u>	<u>filed</u>	<u>disposed</u>	<u>filed</u>	<u>disposed</u>
15th Judicial District						
Boyd	10	11	1	1	0	0
Brown	8	6	2	1	0	0
Cherry	12	2	0	0	0	0
Holt	15	15	12	9	4	4
Keya Paha	0	0	0	0	0	0
Rock	4	6	2	2	1	1
DISTRICT TOTAL	49	40	17	13	5	5
16th Judicial District						
Box Butte	9	4	5	5	0	0
Dawes	14	19	4	3	1	1
Grant	5	5	1	1	0	0
Sheridan	7	7	8	8	0	0
Sioux	4	6	1	1	0	0
DISTRICT TOTAL	39	41	19	18	1	1
17th Judicial District						
Garden	9	4	0	0	0	0
Morrill	8	8	2	2	0	0
Scotts Bluff	49	0	41	42	6	0
DISTRICT TOTAL	66	12	43	44	6	0
18th Judicial District						
Gage	45	45	12	14	0	0
Jefferson	8	10	10	10	2	0
DISTRICT TOTAL	53	55	22	24	2	0
19th Judicial District						
Banner	1	5	1	0	1	1
Cheyenne	14	16	12	10	3	4
Deuel	5	5	8	8	0	1
Kimball	9	4	5	7	3	3
DISTRICT TOTAL	29	30	26	25	7	9
20th Judicial District						
Blaine	0	0	0	0	0	0
Custer	27	28	8	8	6	6
Garfield	4	6	1	1	0	0
Greeley	67	69	5	4	0	0
Loup	0	1	0	0	0	0
Valley	10	10	3	3	0	0
Wheeler	0	0	0	0	0	0
DISTRICT TOTAL	108	114	17	16	6	6
21st Judicial District						
Boone	13	13	5	3	0	0
Colfax	10	9	10	10	0	0
Merrick	13	22	7	10	0	0
Nance	7	7	5	6	0	0
Platte	23	25	22	22	1	1
DISTRICT TOTAL	66	76	49	51	1	1
STATE TOTAL	1,893	1,645	1,274	1,265	191	182

1978 COUNTY COURT
FILINGS & DISPOSITIONS

	CIVIL		SMALL CLAIMS		PROBATE & INHR. TAX	
	<u>filed</u>	<u>disposed</u>	<u>filed</u>	<u>disposed</u>	<u>filed</u>	<u>disposed</u>
1st Judicial District						
Johnson	21	39	40	37	67	73
Nemaha	56	44	87	86	55	52
Pawnee	19	16	29	27	31	41
Richardson	46	51	72	69	95	94
DISTRICT TOTAL	142	150	228	219	248	260
2nd Judicial District						
Cass	178	165	89	83	190	191
Otoe	150	54	100	104	139	118
Sarpy	674	667	349	351	219	213
DISTRICT TOTAL	1,002	886	538	538	548	522
3rd Judicial District						
Lancaster	280	144	669	610	744	611
DISTRICT TOTAL	280	144	669	610	744	611
4th Judicial District						
Douglas	11	8	3	3	1,583	1,504
DISTRICT TOTAL	11	8	3	3	1,583	1,504
5th Judicial District						
Butler	47	60	46	52	72	110
Hamilton	58	43	60	52	126	110
Polk	35	30	76	74	55	69
Saunders	119	92	87	80	139	141
Seward	92	66	99	104	100	87
York	114	116	192	199	127	121
DISTRICT TOTAL	465	407	560	561	619	638
6th Judicial District						
Burt	92	88	67	67	69	43
Dodge	440	413	227	232	199	193
Thurston	81	106	34	55	39	32
Washington	170	109	97	86	88	68
DISTRICT TOTAL	783	716	425	440	395	336
7th Judicial District						
Fillmore	39	32	95	82	94	91
Nuckolls	24	28	95	84	42	62
Saline	84	37	118	119	113	81
Thayer	31	16	55	58	77	91
DISTRICT TOTAL	178	113	363	343	326	325
8th Judicial District						
Cedar	43	26	65	74	92	72
Dakota	232	161	138	144	97	97
Dixon	57	44	58	61	68	57
DISTRICT TOTAL	332	231	261	279	257	226

1978 County Court
Filings & Dispositions

	CIVIL		SMALL CLAIMS		PROBATE & INHER. TAX	
	filed	disposed	filed	disposed	filed	disposed
9th Judicial District						
Antelope	65	83	114	120	71	75
Cuming	65	73	70	64	101	99
Knox	59	63	89	94	87	89
Madison	252	341	347	313	197	187
Pierce	42	46	111	123	62	57
Stanton	33	43	35	35	34	21
Wayne	49	31	112	119	87	83
DISTRICT TOTAL	565	680	878	868	639	611
10th Judicial District						
Adams	285	541	262	284	218	198
Clay	81	95	47	50	70	79
Franklin	36	25	50	52	51	43
Harlan	51	41	65	41	42	48
Kearney	43	45	79	74	44	58
Phelps	138	266	114	105	77	78
Webster	28	27	14	15	58	54
DISTRICT TOTAL	662	1,040	631	621	560	558
11th Judicial District						
Hall	711	425	344	281	243	180
Howard	51	40	63	61	47	47
DISTRICT TOTAL	762	465	407	342	290	227
12th Judicial District						
Buffalo	778	763	290	277	166	183
Sherman	36	27	83	80	38	41
DISTRICT TOTAL	814	790	373	357	204	224
13th Judicial District						
Arthur	2	2	1	1	8	8
Dawson	241	266	279	290	136	148
Hooker	3	5	13	7	5	4
Keith	125	67	150	146	44	65
Lincoln	464	617	494	540	165	232
Logan	0	0	2	1	6	10
McPherson	2	3	1	1	6	5
Thomas	11	11	14	16	12	9
DISTRICT TOTAL	848	971	954	1,002	382	481
14th Judicial District						
Chase	27	16	86	83	43	35
Dundy	14	9	27	27	33	24
Frontier	5	6	25	23	49	44
Furnas	68	67	123	127	83	72
Gosper	12	22	12	14	17	19
Hayes	3	3	7	7	10	8
Hitchcock	33	34	35	35	36	36
Perkins	23	21	54	53	36	33
Red Willow	77	73	288	324	120	96
DISTRICT TOTAL	262	251	657	693	427	367

1978 County Court
Filings & Dispositions

	CIVIL		SMALL CLAIMS		PROBATE & INHR. TAX	
	<u>filed</u>	<u>disposed</u>	<u>filed</u>	<u>disposed</u>	<u>filed</u>	<u>disposed</u>
15th Judicial District						
Boyd	5	5	20	25	35	39
Brown	49	65	103	98	29	37
Cherry	51	49	91	102	45	16
Holt	106	76	141	147	68	59
Keya Paha	3	2	7	6	14	9
Rock	15	14	33	35	24	16
DISTRICT TOTAL	229	211	395	413	215	176
16th Judicial District						
Box Butte	74	36	152	140	66	68
Dawes	50	58	142	139	68	55
Grant	2	1	14	12	7	4
Sheridan	50	63	90	90	61	71
Sioux	5	4	8	8	25	6
DISTRICT TOTAL	181	162	406	409	227	204
17th Judicial District						
Garden	10	9	70	71	24	14
Morrill	47	40	38	38	40	54
Scotts Bluff	532	257	557	526	162	52
DISTRICT TOTAL	589	306	665	635	226	120
18th Judicial District						
Gage	204	207	237	260	180	196
Jefferson	62	113	157	155	77	61
DISTRICT TOTAL	266	320	394	415	257	257
19th Judicial District						
Banner	5	6	3	3	16	15
Cheyenne	52	110	147	144	89	65
Deuel	18	12	29	30	28	36
Kimball	31	41	123	118	39	31
DISTRICT TOTAL	106	169	302	295	172	147
20th Judicial District						
Blaine	3	1	3	3	1	1
Custer	83	85	153	150	97	98
Garfield	9	12	21	22	47	45
Greeley	36	38	15	14	39	39
Loup	6	5	15	13	5	5
Valley	24	24	77	74	53	50
Wheeler	5	4	6	5	8	7
DISTRICT TOTAL	166	169	290	281	250	245
21st Judicial District						
Boone	28	29	53	52	61	53
Colfax	65	60	111	115	97	88
Merrick	79	90	104	107	52	58
Nance	21	16	22	21	49	50
Platte	209	178	344	342	144	257
DISTRICT TOTAL	402	373	634	637	403	506
STATE TOTAL	9,045	8,562	10,033	9,961	8,972	8,545

COUNTY COURT
TOTAL FILINGS BY YEAR

	<u>1973</u>	<u>1974</u>	<u>1975</u>	<u>1976</u>	<u>1977</u>	<u>1978</u>
1st Judicial District						
Johnson	445	438	667	620	575	548
Nemaha	1,340	1,339	1,502	1,330	1,642	1,381
Pawnee	205	231	461	415	378	500
Richardson	1,159	1,244	1,476	1,300	1,404	1,779
DISTRICT TOTAL	3,149	3,252	4,106	3,665	3,999	4,208
2nd Judicial District						
Cass	5,950	6,374	6,388	8,553	11,071	12,273
Otoe	1,586	1,535	1,850	1,873	1,988	2,929
Sarpy	6,172	8,341	13,249	11,301	12,547	15,679
DISTRICT TOTAL	13,708	16,250	21,487	21,727	25,606	30,881
3rd Judicial District						
Lancaster	5,123	5,924	5,925	4,632	5,025	4,940
DISTRICT TOTAL	5,123	5,924	5,929	4,632	5,025	4,940
4th Judicial District						
Douglas	7,207	6,274	7,900	7,642	9,367	12,754
DISTRICT TOTAL	7,207	6,274	7,900	7,642	9,367	12,754
5th Judicial District						
Butler	1,208	1,293	1,626	1,921	2,280	2,570
Hamilton	1,467	2,123	2,192	2,950	2,658	2,549
Polk	428	489	473	618	731	626
Saunders	3,381	3,973	3,908	3,744	4,045	4,062
Seward	2,723	4,481	4,620	5,090	5,848	6,287
York	2,400	3,170	3,379	4,112	4,220	4,489
DISTRICT TOTAL	11,607	15,529	16,198	18,435	19,782	20,583
6th Judicial District						
Burt	969	1,493	1,431	1,420	1,439	1,634
Dodge	5,386	5,973	6,985	6,910	6,601	9,159
Thurston	1,397	1,838	2,171	1,689	1,814	1,639
Washington	1,567	2,070	2,666	2,897	3,381	3,148
DISTRICT TOTAL	9,319	11,374	13,253	12,916	13,235	15,580
7th Judicial District						
Fillmore	1,046	1,230	1,119	1,123	1,493	1,829
Nuckolls	738	901	905	780	1,130	1,461
Saline	1,063	1,754	1,582	1,820	2,185	2,970
Thayer	2,172	2,012	2,454	2,171	2,340	3,951
DISTRICT TOTAL	5,019	5,897	6,060	5,894	7,148	10,211
8th Judicial District						
Cedar	1,418	1,801	1,522	1,835	2,121	1,959
Dakota	2,608	3,103	3,297	2,765	3,359	4,663
Dixon	514	588	616	630	578	796
DISTRICT TOTAL	4,540	5,492	5,435	5,230	6,058	7,418

COUNTY COURT TOTAL FILINGS BY YEAR

	<u>1973</u>	<u>1974</u>	<u>1975</u>	<u>1976</u>	<u>1977</u>	<u>1978</u>
9th Judicial District						
Antelope	759	798	850	808	1,329	1,368
Cuming	1,556	1,982	1,804	2,325	3,120	3,700
Knox	707	1,005	1,049	1,176	1,242	1,341
Madison	3,971	5,221	5,035	6,050	6,766	5,786
Pierce	955	1,028	1,214	1,384	1,231	1,380
Stanton	593	1,008	1,170	1,442	1,218	1,155
Wayne	916	1,015	1,330	1,600	1,747	2,028
DISTRICT TOTAL	9,457	12,056	12,452	14,845	16,653	16,758
10th Judicial District						
Adams	4,043	4,759	4,075	5,233	5,261	6,334
Clay	964	1,134	1,387	2,272	2,028	2,239
Franklin	581	616	702	914	836	1,096
Harlan	547	825	896	834	989	1,259
Kearney	828	1,055	1,410	1,482	1,699	1,927
Phelps	1,789	1,827	2,045	1,973	3,022	2,975
Webster	538	596	786	847	1,171	1,307
DISTRICT TOTAL	9,290	10,812	11,301	13,555	15,006	17,137
11th Judicial District						
Hall	9,384	13,382	11,200	12,972	12,546	12,478
Howard	1,000	973	1,225	1,240	1,387	1,460
DISTRICT TOTAL	10,384	14,355	12,425	14,212	13,933	13,938
12th Judicial District						
Buffalo	4,015	5,128	5,952	7,813	8,510	8,079
Sherman	434	451	511	609	859	789
DISTRICT TOTAL	4,449	5,579	6,463	8,422	9,369	8,868
13th Judicial District						
Arthur	9	44	50	23	22	57
Dawson	2,815	4,149	5,883	7,128	7,442	8,129
Hooker	199	395	293	493	608	604
Keith	2,928	3,476	5,145	4,947	5,971	5,362
Lincoln	10,738	14,030	16,996	21,706	23,827	26,389
Logan	121	264	271	443	405	465
McPherson	27	35	42	84	159	100
Thomas	551	503	482	499	513	623
DISTRICT TOTAL	17,388	22,896	29,162	35,323	38,947	41,729
14th Judicial District						
Chase	308	336	454	395	372	515
Dundy	142	142	206	216	248	263
Frontier	370	715	561	941	688	571
Furnas	571	730	878	948	1,004	904
Gosper	199	231	307	342	608	612
Hayes	41	59	83	54	83	72
Hitchcock	439	637	1,044	1,392	1,038	788
Perkins	209	188	224	418	605	481
Red Willow	1,490	2,338	2,552	2,964	2,914	3,347
DISTRICT TOTAL	3,769	5,376	6,309	7,670	7,560	7,553

COUNTY COURT TOTAL FILINGS BY YEAR

	<u>1973</u>	<u>1974</u>	<u>1975</u>	<u>1976</u>	<u>1977</u>	<u>1978</u>
15th Judicial District						
Boyd	207	291	224	270	353	322
Brown	408	670	757	1,040	1,185	1,039
Cherry	1,318	1,703	1,632	1,716	2,629	2,389
Holt	1,770	2,093	2,539	2,494	2,912	2,831
Keya Paha	53	64	119	171	315	203
Rock	289	447	419	583	904	941
DISTRICT TOTAL	4,117	5,268	5,690	6,274	8,877	7,725
16th Judicial District						
Box Butte	1,260	2,654	3,077	2,493	3,101	3,786
Dawes	1,794	2,887	2,884	2,771	3,499	2,939
Grant	248	243	282	331	420	416
Sheridan	2,482	2,794	3,561	2,940	3,399	3,819
Sioux	113	122	177	131	153	404
DISTRICT TOTAL	5,897	8,700	9,981	8,666	10,572	11,364
17th Judicial District						
Garden	559	516	1,012	1,311	1,280	1,147
Morrill	1,359	2,655	3,197	2,666	2,898	3,382
Scotts Bluff	6,278	7,727	8,889	8,356	9,771	11,705
DISTRICT TOTAL	8,196	10,898	13,098	12,333	13,949	16,234
18th Judicial District						
Gage	3,795	3,006	3,603	3,419	4,088	4,688
Jefferson	942	1,087	1,160	1,123	1,431	1,462
DISTRICT TOTAL	4,437	4,093	4,763	4,542	5,519	6,150
19th Judicial District						
Banner	371	549	563	373	484	402
Cheyenne	2,366	2,875	3,301	2,878	3,294	3,462
Deuel	710	1,086	1,222	1,002	1,192	2,455
Kimball	1,385	1,449	1,671	1,524	1,889	2,020
DISTRICT TOTAL	4,832	5,959	6,757	5,777	6,859	8,339
20th Judicial District						
Blaine	30	54	112	51	109	107
Custer	1,345	1,428	1,959	2,208	2,040	2,579
Garfield	213	203	265	238	321	267
Greeley	274	668	501	383	810	629
Loup	97	75	114	142	118	181
Valley	358	469	634	621	782	729
Wheeler	77	83	55	54	98	175
DISTRICT TOTAL	2,394	2,980	3,640	3,697	4,278	4,667
21st Judicial District						
Boone	825	989	807	1,080	1,035	1,077
Colfax	756	1,321	1,999	2,085	2,791	2,703
Merrick	1,564	2,002	2,326	2,466	3,141	2,579
Nance	390	414	414	473	609	901
Platte	4,691	5,245	5,259	6,157	7,760	8,636
DISTRICT TOTAL	8,226	9,971	10,805	12,261	15,336	15,896
YEARLY TOTAL	152,808	188,935	213,210	227,718	257,078	282,933