

DPSSP 3701
REV. 10/78

LEAVE BLANK

TYPE OR PRINT ALL INFORMATION IN BLACK

LEAVE BLANK

last name NAM first name JOHN middle name

DOE, JOHN

STATE USAGE

PD00000

ALIASES

CONTRIBUTOR
ORI

LSP NO. 000-000

SIGNATURE OF PERSONS FINGERPRINTED

John Doe

DATE OF BIRTH DOB
04-01-79

THIS DATA MAY BE COMPUTERIZED IN LOCAL,
STATE AND NATIONAL FILES

DATE ARRESTED OR RECEIVED
DOA

SEX RACE HGT WGT EYES HAIR

PLACE OF BIRTH POB
LA

SIGNATURE OF OFFICIAL TAKING FINGERPRINT

DATE
08/80

Jane Doe

YOUR NO. OR A
000-000

LEAVE BLANK

CHARGE

WARRANT FROM JUVENILE COURT FOR
CRIMINAL NEGLIGENCE OF FAMILY

FBI NO.

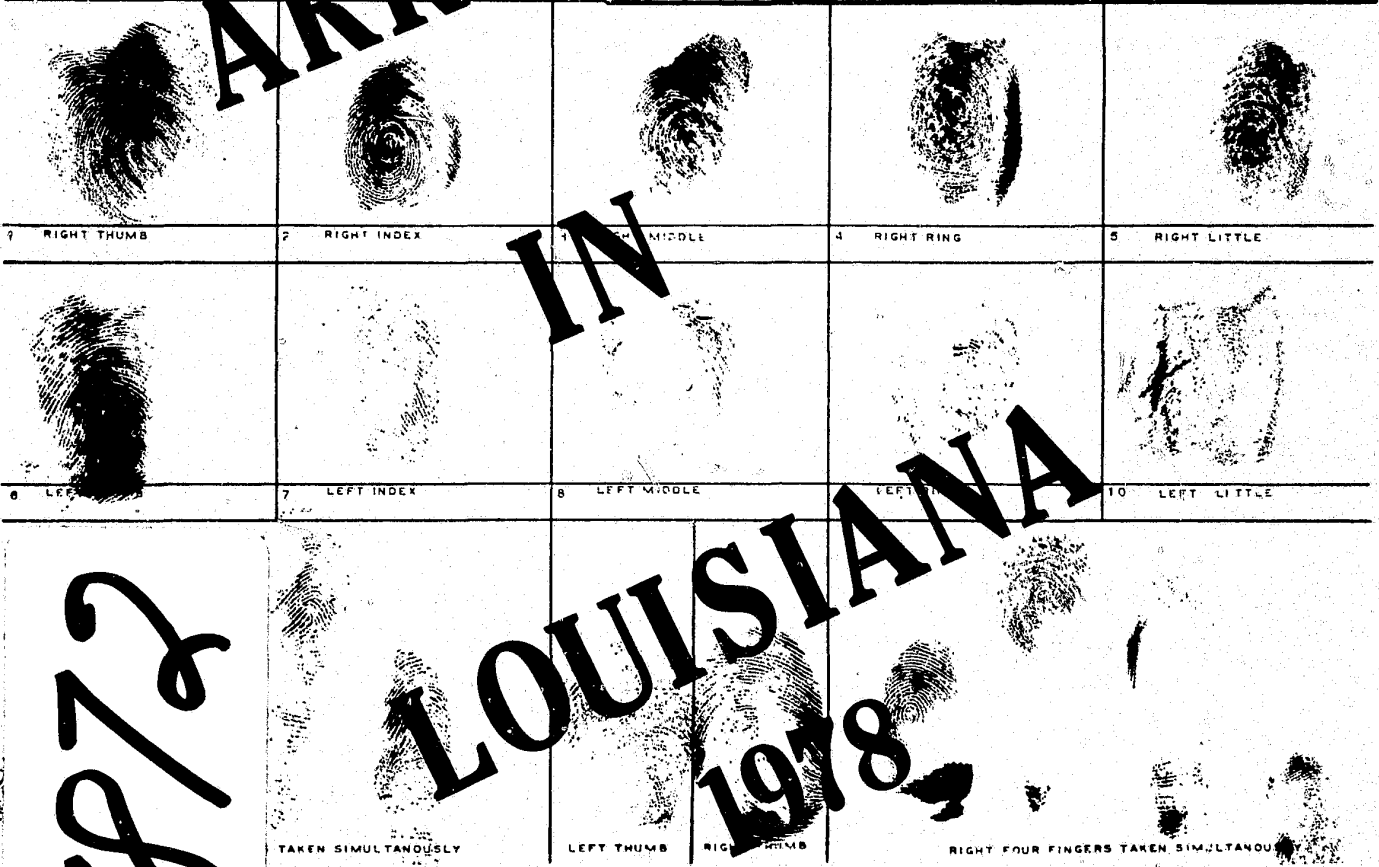
CLASS 0 0 1 0 I 0

FINAL DISPOSITION

ADJUDICATION NO. SOC
0000 0000

REF 0 I S D O
NCIC CLASS FPC

ARREST IN LOUISIANA 1978



67872

Louisiana Commission on Law Enforcement
Criminal Justice Information System Division

ARREST IN LOUISIANA

1978

February, 1980

LOUISIANA COMMISSION ON LAW ENFORCEMENT

LOUISIANA CRIMINAL JUSTICE INFORMATION SYSTEM DIVISION

1885 WOODDALE BOULEVARD, ROOM 502

BATON ROUGE, LOUISIANA 70806

NCJRS

MAY 27 1980

ACQUISITIONS

LOUISIANA COMMISSION ON LAW ENFORCEMENT

BAILEY GRANT

SHERIFF OF OUACHITA PARISH
CHAIRMAN

JOHN M. MAMOULIDES

DISTRICT ATTORNEY, 24TH JUDICIAL DISTRICT
VICE-CHAIRMAN

WINGATE M. WHITE

EXECUTIVE DIRECTOR

LOUISIANA CRIMINAL JUSTICE INFORMATION SYSTEM

LLOYD C. BAPTISTE

DIRECTOR

ACKNOWLEDGEMENTS

THIS REPORT WAS PREPARED BY THE LCJIS STAFF, WE GRATEFULLY ACKNOWLEDGE THE CONTRIBUTIONS MADE BY LOUISIANA'S LAW ENFORCEMENT AGENCIES. THIS PUBLIC DOCUMENT WAS PUBLISHED AT A COST OF \$3.98 PER COPY BY THE LOUISIANA COMMISSION ON LAW ENFORCEMENT, LOUISIANA CRIMINAL JUSTICE INFORMATION SYSTEM DIVISION, 1885 WOODDALE BOULEVARD, BATON ROUGE, LOUISIANA 70806, TO INFORM THE PUBLIC ABOUT ARRESTS IN LOUISIANA UNDER AUTHORITY OF TITLE 15, LOUISIANA REVISED STATUTES. THIS MATERIAL WAS PRINTED IN ACCORDANCE WITH THE STANDARDS FOR PRINTING BY STATE AGENCIES ESTABLISHED PURSUANT OF R. S. 43:31.

CENTER FOR RESEARCH AND ANALYSIS

N. PATRICK LEMOINE

DIRECTOR

PROJECT DIRECTOR: LINDA ROBINSON

PROJECT STAFF: JACK HOOD
BARBARA BESSIX

ILLUSTRATOR: ROSE SANFORD

CLERICAL
STAFF:

MARY LANDRY
CAROLE ELLIS
SHEILA SCOTT
BRENDA DOZIER

TABLE OF CONTENTS

	Page
Introduction	iii
Total Arrests	1
Adult Arrests	11
Juvenile Arrests	17

Appendix Contents

Table

1	1978 Arrests by Age in Louisiana	24
2	1977 Arrests by Age in Louisiana	26
3	Comparison of Louisiana's Population and Total Index Crime Arrests, 1977-1978	28
4	Comparison of Louisiana's Violent Crime Arrests by Parish, 1977-1978	30
5	Comparison of Louisiana's Index Property Crime Arrests by Parish, 1977-1978	32
6	Comparison of Louisiana's Non-Index Crime Arrests by Parish, 1977-1978	34
7	Arrests by Standard Metropolitan Statistical Areas (SMSA) and the State, 1977-1978.	36
8	Comparison of Louisiana's Adult Arrests by Sex, 1977-1978	38
9	Comparison of Louisiana's Juvenile Arrests by Sex, 1977-1978	39
10-73	1978 Arrest for Each Parish by Age and Sex	40

I N T R O D U C T I O N

The purpose of this special report is to supplement the criminal justice analysis published in Crime in Louisiana, 1978. All data in this report represent arrests reported by Louisiana law enforcement agencies in 1978 and 1977, through the Automated Louisiana Uniform Crime Report (LUCR) system. Data is submitted monthly to LCJIS on LUCR Age, Sex and Race of Adults (ASRA) and Age, Sex and Race of Juveniles (ASRJ) forms.

The arrest data in this report represent individuals, and should not be linked directly to offenses reported, which represent incidences.

The limitations of the data dictated a rather generalized analysis of arrests. Analysis in this report includes both comparisons between 1977 and 1978 Criminal Arrests by Age as well as Location of Arrests Relative to Population.

TOTAL ARRESTS

TOTAL ARRESTS
IN
LOUISIANA,
1977 and 1978

A total of 192,726 arrests were made in 1978; a 0.2 percent decrease over the 193,187 arrests in 1977.

* * * * *

Index Crime* Arrests numbered 49,601, or 25.7 percent of Total Arrests. This is a 0.2 percent increase over the 49,512 Index Crime Arrests made in 1977.

* * * * *

Violent Crime Arrests (Criminal Homicide, Forcible Rape, Robbery, and Aggravated Assault) numbered 12,732, representing 25.7 percent of Index Crime Arrests or 6.6 percent of Total Arrests. This is a 8.7 percent increase over the 11,708 Violent Crime Arrests in 1977.

* * * * *

Property Crime Arrests (Burglary, Larceny-Theft, and Motor Vehicle Theft) numbered 36,869, representing 74.3 percent of Index Crime Arrests or 19.1 percent of Total Arrests. This is a 2.5 percent decrease over the 37,804 Property Crime Arrests in 1977.

* * * * *

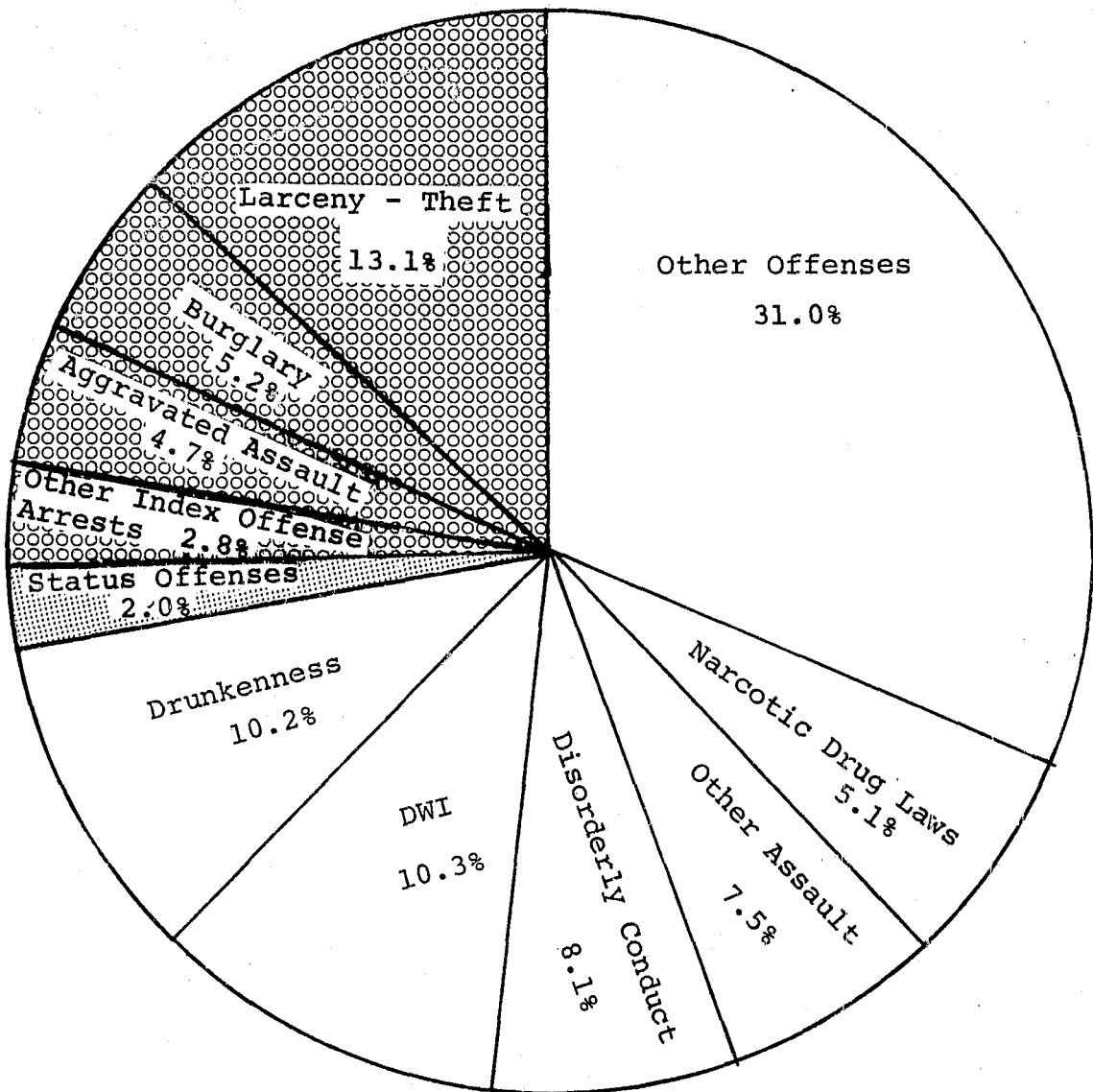
Other arrests (non-index) numbered 139,334, or 72.3 percent of Total Arrests; a 0.2 percent decrease over the 139,626 arrests in 1977.

* * * * *

Status Offense Arrests (Curfew and Loitering Law Violations, and Runaways) numbered 3,791, or 2.0 percent of Total Arrests; a 6.4 percent decrease over the 4,049 arrests in 1977.

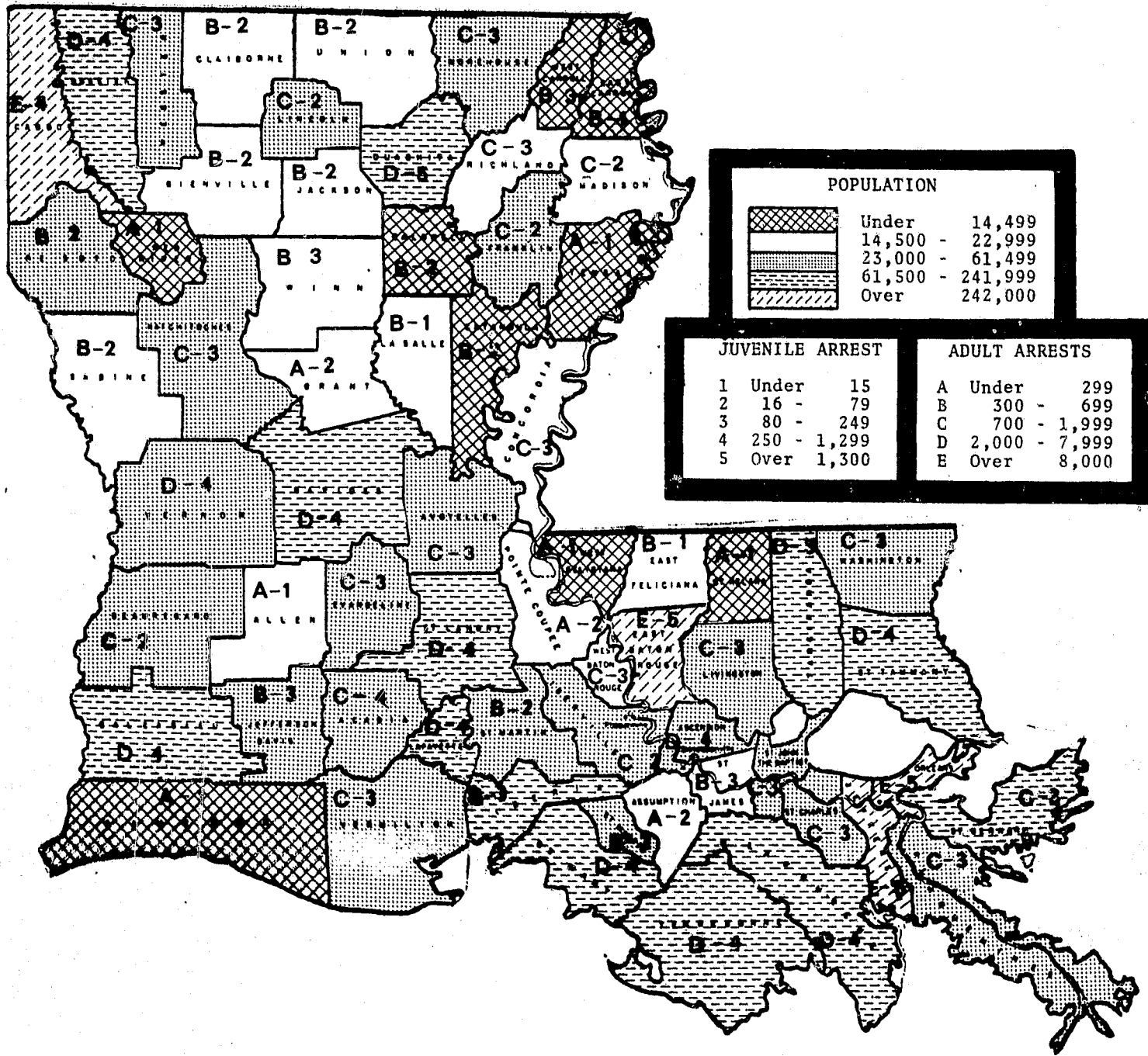
- * Index Crimes are those criminal acts deemed "serious" by the International Association of Chiefs of Police. A criminal act is considered "serious" if it meets a set of criteria; namely, that the act would occur regardless of geographical location; that it would be an offense most likely to be reported to law enforcement, that it would affront the moral sensitivities of our society's rational being, and that it would occur with sufficient frequency to make it statistically significant. This group of criminal acts is referred to as "Crime Index." Each specific criminal act is commonly called an "Index Crime." They are Criminal Homicide, Forcible Rape, Robbery, Aggravated Assault, Burglary, Larceny-Theft, and Motor Vehicle Theft.

PERCENT DISTRIBUTION OF TOTAL ARRESTS BY OFFENSE, 1978



SOURCE: Louisiana Criminal Justice Information System Division

POPULATION, JUVENILE ARRESTS, AND ADULT ARRESTS IN LOUISIANA PARISHES, 1978



Source: Louisiana Criminal Justice Information System Division

POPULATION, JUVENILE ARRESTS

AND

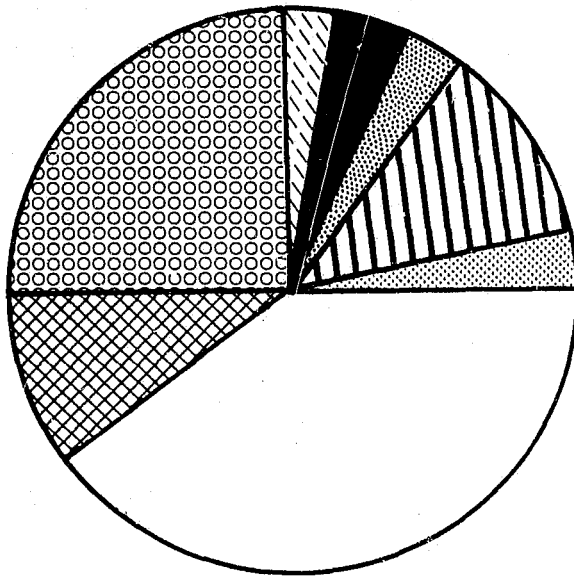
ADULT ARRESTS IN 1978

The map on the preceding page indicates that only two parishes reported arrest totals disproportionate to their population.

West Carrol Parish had a low population but showed a relatively high number of juvenile arrests. Conversely, Iberia Parish was in the fourth highest population bracket, but showed comparatively low juvenile arrests and significantly lower adult arrests.

COMPARISON OF POPULATION AND TOTAL ARRESTS FOR LOUISIANA'S MAJOR METROPOLITAN AND NON-METROPOLITAN AREAS, 1978

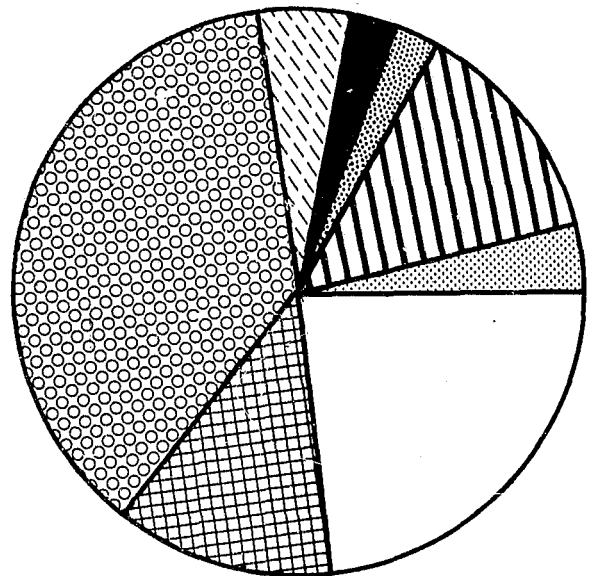
Population (3,992,728)



	Alexandria	3.5%
	Baton Rouge	11.1%
	Lafayette	3.7%
	Lake Charles	4.0%
	Monroe	3.3%
	Orleans	29.2%
	Shreveport	8.9%
	Non-Metropolitan	36.6%

TOTAL ARRESTS (192,726)

	Alexandria	3.2%
	Baton Rouge	12.3%
	Lafayette	2.2%
	Lake Charles	2.8%
	Monroe	5.1%
	Orleans	38.3%
	Shreveport	7.8%
	Non-Metropolitan	28.3%



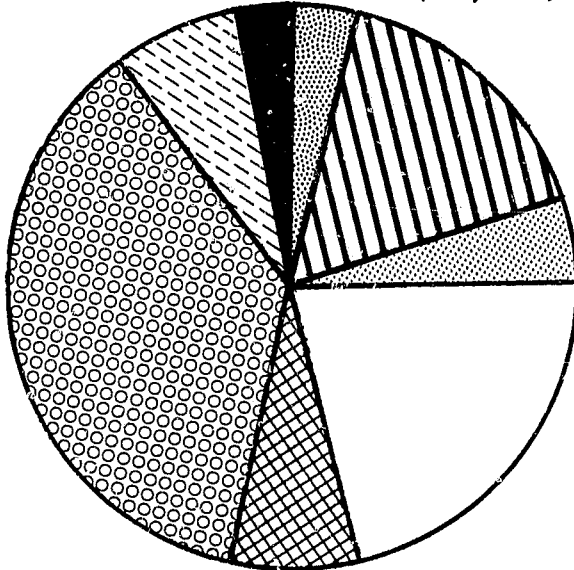
Sixty-three percent (63%) of Louisiana population (3,992,728) resided in the 16 parishes making up the State's seven Standard Metropolitan Statistical Areas (SMSA), yet accounted for 72 percent (72%) of total arrest (138,102). The New Orleans SMSA had 29 percent (29%) of the State's population (1,167,679) and 38 percent (38%) of the total arrests (73,773); thereby accounting for most of the differences between the percentage of the metropolitan population and total arrests. The remaining six SMSA's had similar proportions for population and total arrests.

Source: Louisiana Criminal Justice Information System Division

Louisiana Tech University, The Louisiana Economy

COMPARISON OF JUVENILE ARRESTS AND ADULT ARRESTS FOR LOUISIANA'S
MAJOR METROPOLITAN AND NON-METROPOLITAN AREAS 1978

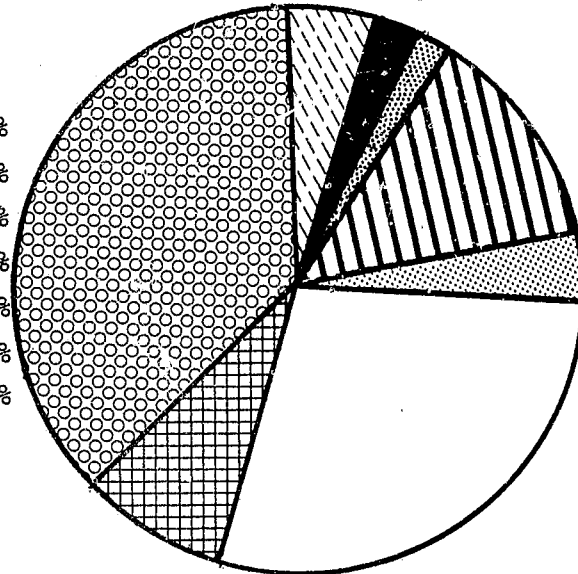
Juvenile Arrests (29,144)



	Alexandria	3.9%
	Baton Rouge	14.3%
	Lafayette	3.4%
	Lake Charles	3.4%
	Monroe	6.7%
	Orleans	40.6%
	Shreveport	6.7%
	Non-Metropolitan	21.0%

Adult Arrests (163,582)

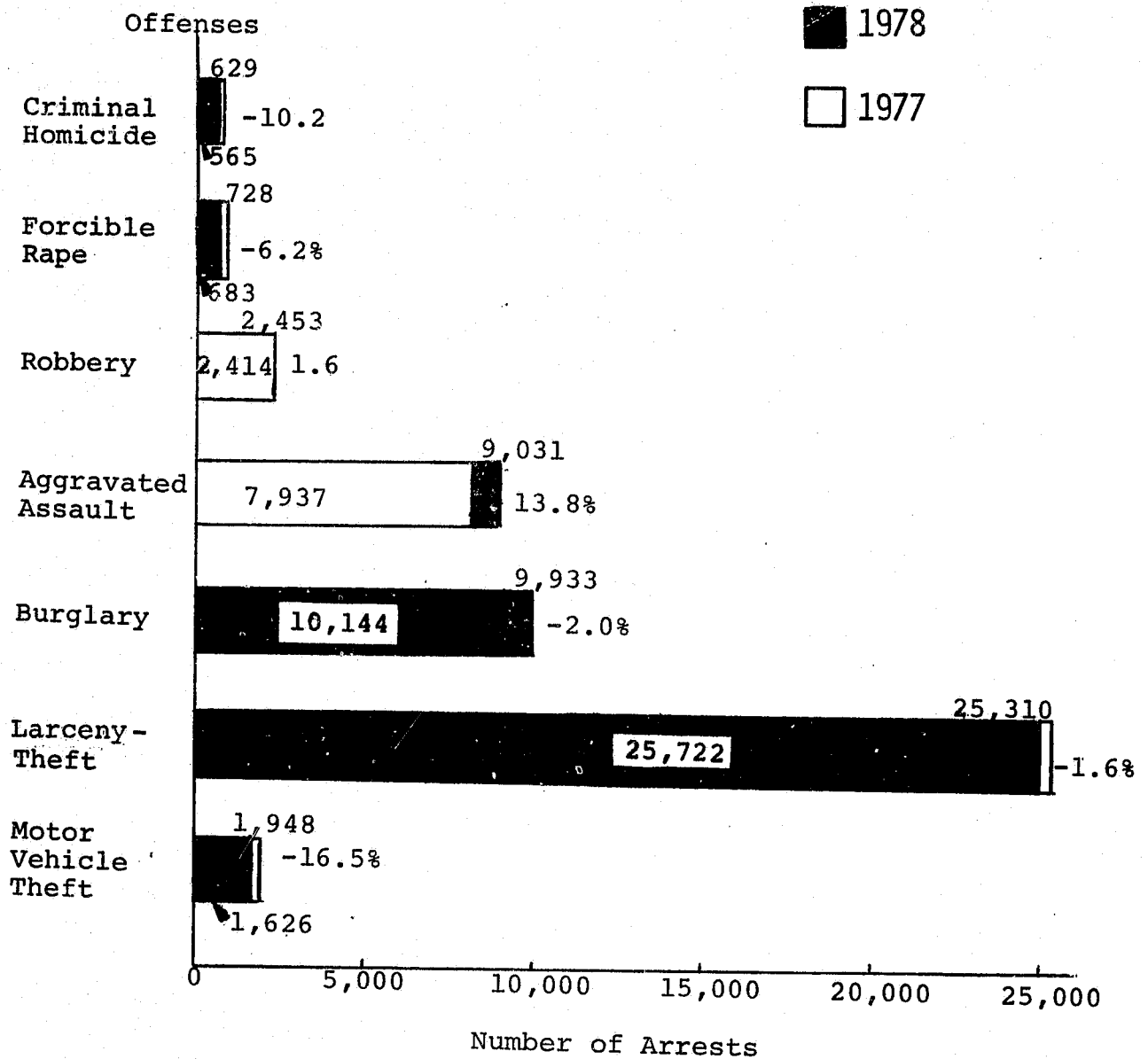
	Alexandria	3.0
	Baton Rouge	12.0%
	Lafayette	1.9%
	Lake Charles	2.7%
	Monroe	4.9%
	Orleans	37.9%
	Shreveport	8.0%
	Non-Metropolitan	29.6%



Both Juvenile and adult arrests in the seven SMSA's were proportionately higher than their population (63%), with juvenile arrests (23,010) accounting for 79 percent (79%) and adult arrests (115,092) accounting for 71 percent (71%). Baton Rouge SMSA, Monroe SMSA, and New Orleans SMSA accounted for most of the differences between the percentage of the metropolitan population and juvenile arrests. The New Orleans SMSA had 29 percent (29%) of the State's population (1,167,679) and 38 percent (38%) of adult arrests (61,952); thereby accounting for most of the differences between the percentage of the metropolitan population and adult arrests. The remaining SMSA's had similar proportions for population and arrests, both juveniles and adults.

Source: Louisiana Criminal Justice Information System Division

COMPARISON BY YEAR OF TOTAL INDEX OFFENSE ARRESTS 1977-1978



Arrests for the index crimes of Robbery and Aggravated Assault showed increases in 1978 over 1977; arrests for the other five (5) index crimes all showed decreases. Aggravated Assault arrests had the highest percent of increase (13.8) and Motor Vehicle Theft arrests had the largest percent of decrease (-16.5).

Source: Louisiana Criminal Justice Information System Division

FEMALE ARRESTS IN LOUISIANA

1977 and 1978

Total Female arrests increased 1.2 percent from 31,958 in 1977 to 32,330 in 1978. Adult Female arrests increased 5.1 percent over 1977, but Juvenile Female arrests decreased 11.4 percent from 1977 to 1978. Female arrest accounted for 16.5 percent of total arrests in 1977 and 16.8 percent in 1978.

Female arrests for Index Offenses decreased 0.6 percent from 10,559 in 1977 to 10,493 in 1978. Adult Female Index arrests increased 2.7 percent over 1977, but Juvenile Female Index arrests decreased 10.0 percent from 1977 to 1978. However, Female Index arrests accounted for only 21.3 percent of Index arrests in 1977 and 21.2 percent in 1978.

Larceny-Theft is the largest Index Offense for Females. Female arrests for this offense decreased 4.8 percent from 8,537 in 1977 to 8,126 in 1978. Adult Female arrests for Larceny-Theft decreased 1.2 percent from 6,186 in 1977 to 6,109 in 1978, and Juvenile Female arrests for Larceny-Theft decreased 14.2 percent from 2,351 in 1977 to 2,017 in 1978. Female arrests for Larceny-Theft accounted for 33.1 percent of the arrests in this category in 1977 and 32.1 percent in 1978.

ADULT ARRESTS

ADULT ARRESTS

IN

LOUISIANA,

1977 and 1978

A total of 163,582 adult arrests (17 years of age and older) were made in 1978; a 1.0 percent increase over the 161,913 arrests in 1977.

* * * * *

Index Crime Arrests numbered 36,074, or 22.1 percent of the adult arrests. This is a 3.7 percent increase over the 34,799 Index Crime Arrests made in 1977.

* * * * *

Violent Crime Arrests (Criminal Homicide, Forcible Rape, Robbery, and Aggravated Assault) numbered 11,237, representing 31.1 percent of the Index Crime Arrests for adults or 6.9 percent of the adult arrests. This is a 10.4 percent increase over the 10,181 Violent Crime Arrests in 1977.

* * * * *

Property Crime Arrests (Burglary, Larceny-Theft and Motor Vehicle Theft) numbered 24,837 representing 68.9 percent of the Index Crime Arrests for adults or 15.2 percent of the adult arrests. This is a 0.9 percent increase over the 24,618 Property Crime Arrests in 1977.

* * * * *

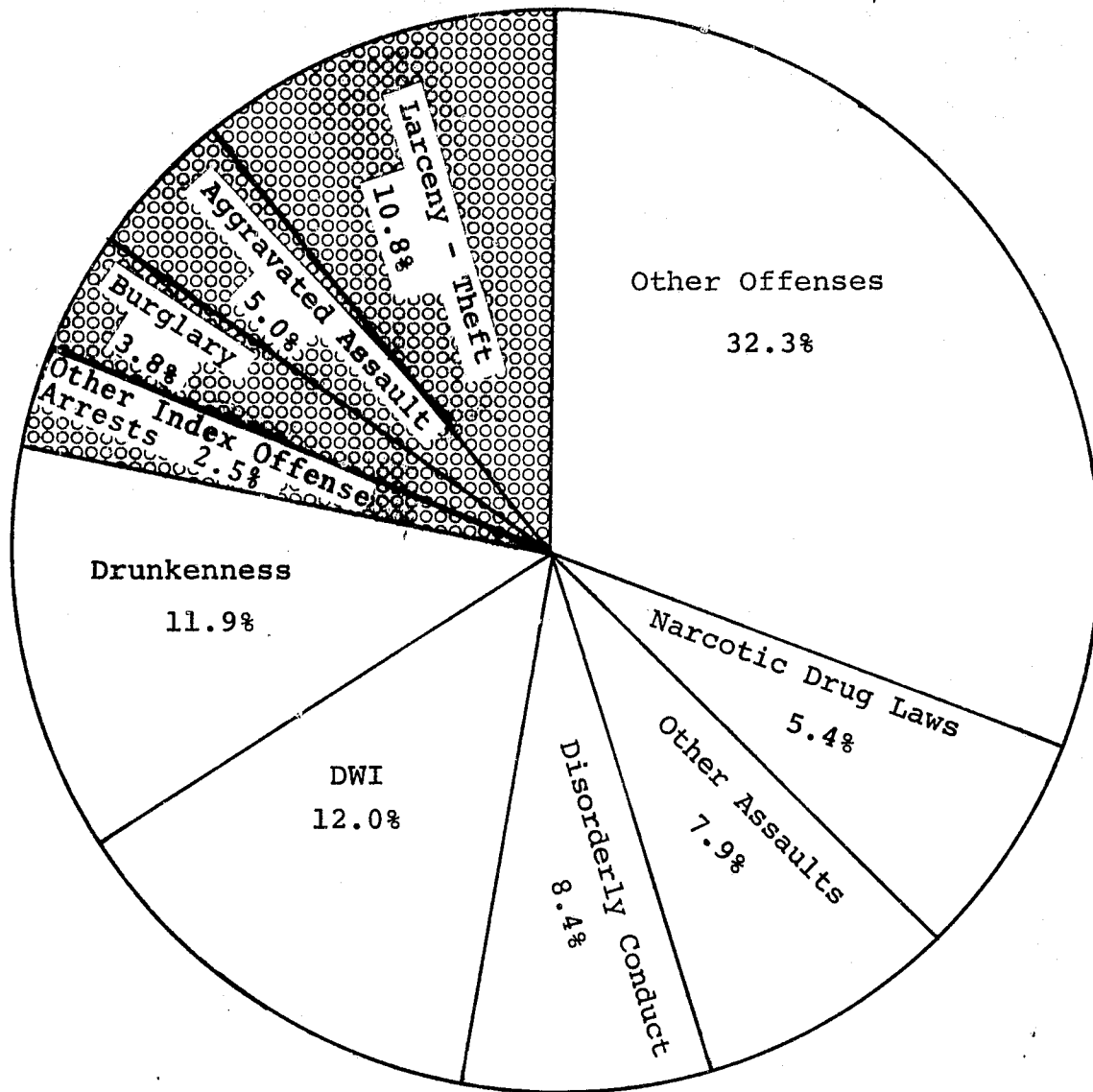
Other arrests (non-index) numbered 127,508, or 77.9 percent of the adult arrests; a 0.3 percent increase over the 127,114 arrests in 1977.

* * * * *

CRIME ARREST VOLUME - 1978

Most Frequent Violent Crime Arrest: Aggravated Assault - 8,151 (5.0%)
Most Frequent Property Crime Arrest: Larceny-Theft - 17,635 (10.8%)
Most Frequent Other Crime Arrest: DWI - 19,638 (12.0%)

PERCENT DISTRIBUTION OF ADULT ARRESTS BY OFFENSE, 1978



SOURCE: Louisiana Criminal Justice Information System Division

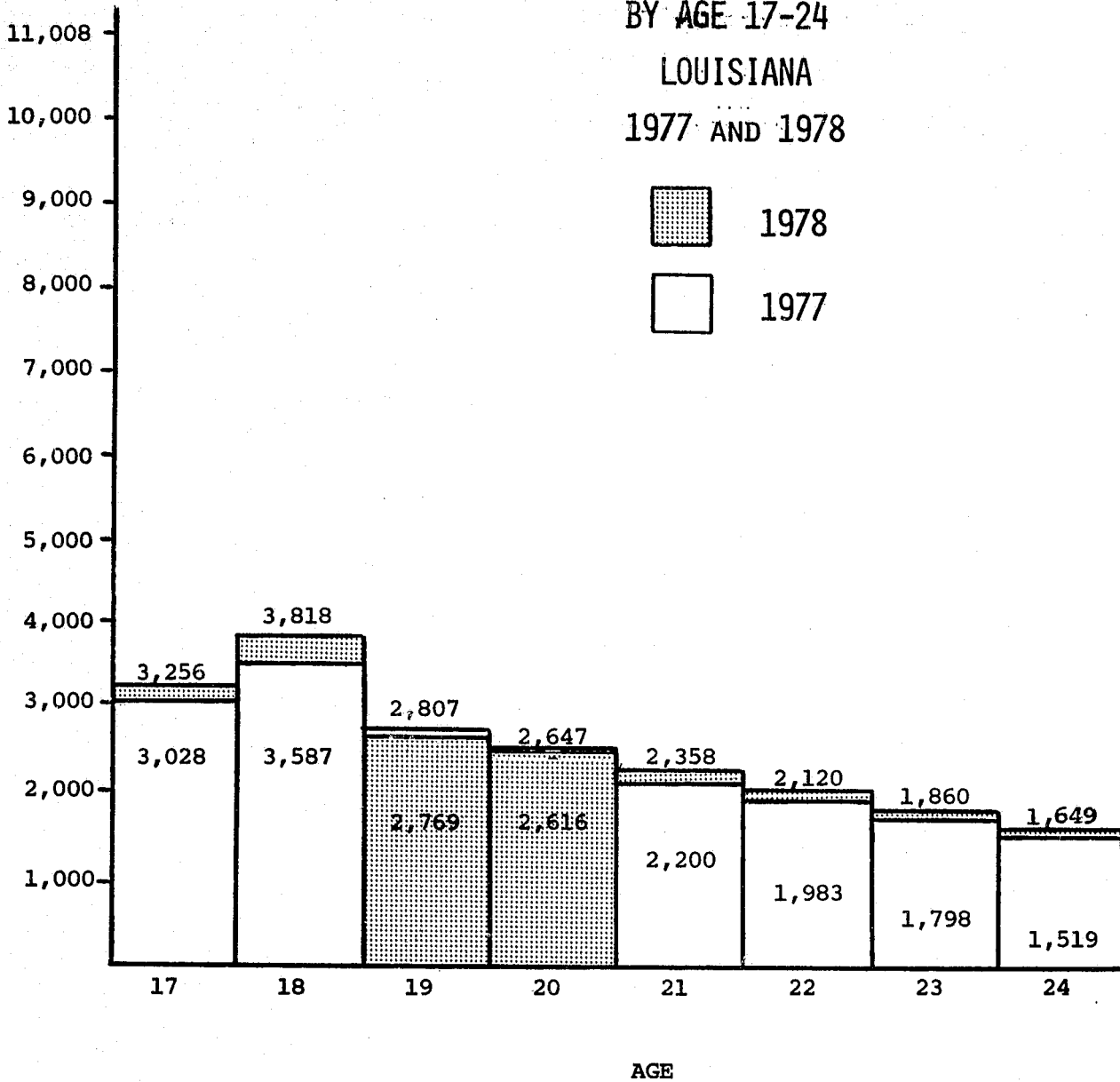
No. of Adult Index
Crime Arrests

ADULT CRIME INDEX ARRESTS

BY AGE 17-24

LOUISIANA

1977 AND 1978



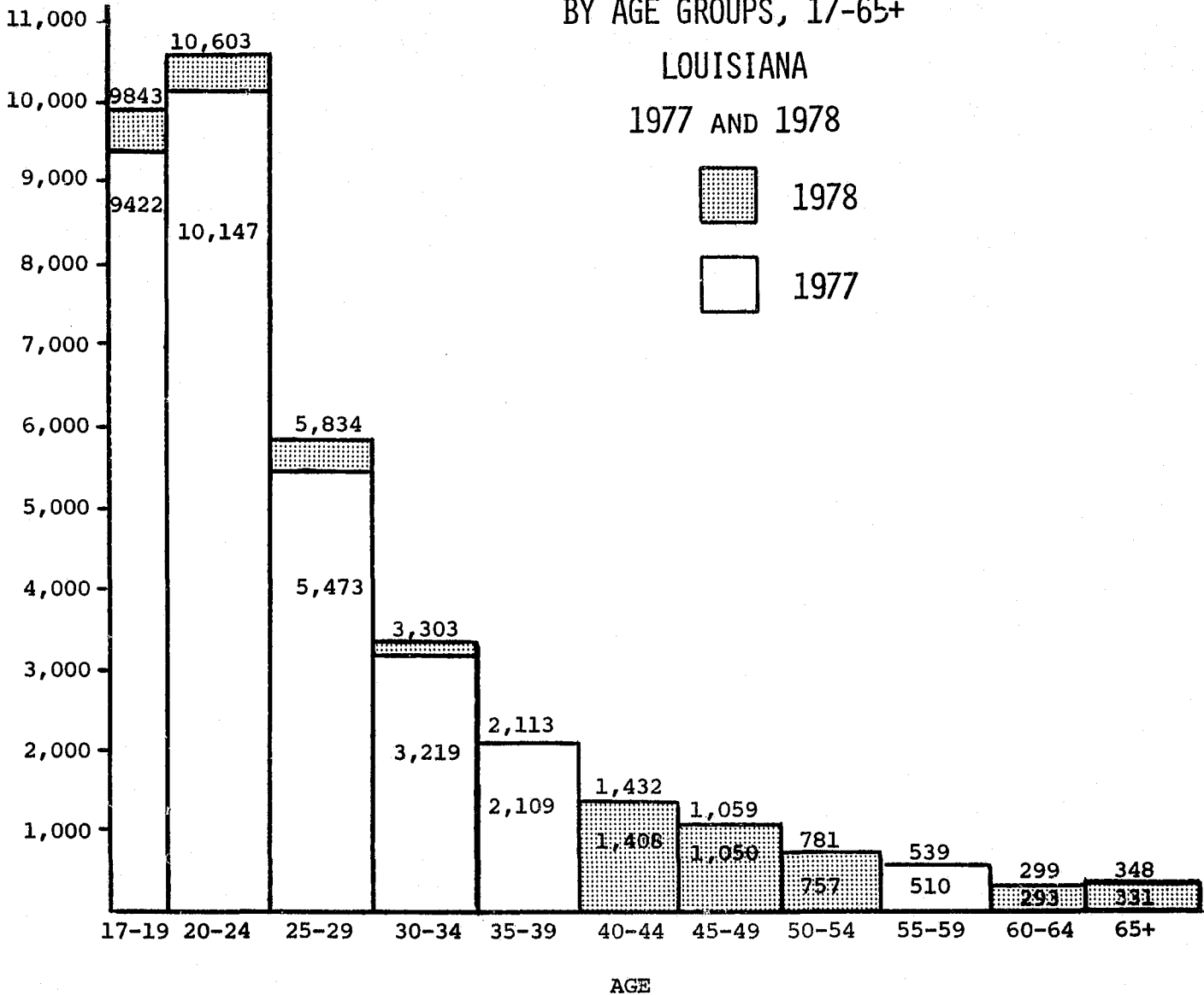
Adult Crime Index arrests between ages 17 and 24 peaked at age 18 and decreased moderately thereafter. Ages 19 and 20 showed decreases in the number of arrests from 1977 to 1978; all other ages showed increases. The greatest percent increase between 1977 and 1978 was in age 17, up 7.5 percent.

NOTE: This graph groups arrestees by one-year age intervals.

Source: Louisiana Criminal Justice Information System Division

ADULT CRIME INDEX ARRESTS BY AGE GROUPS, 17-65+

No. of Adult Index
Crime Arrests



There was a steady decline in Crime Index arrests until the age of 65 and over, at which time there was a moderate increase. The increase may be explained by the use of an open-age interval class as opposed to the five-year interval classes for 20 through 64 year old categories. The following age categories: 40-44, 45-49, 50-59, 60-64, and 65 and over, showed decreases in total arrests from 1977-1978; all others had increases.

NOTE: This graph groups arrestees in five-year age categories except the first interval that is a three-year age category.

Source: Louisiana Criminal Justice Information System Division

PERCENT DISTRIBUTION OF ADULT ARRESTS
BY
AGE AND OFFENSE,
1977 AND 1978

<u>Age</u>	<u>Index Crimes</u>		<u>Other Crimes</u>	
	1977	1978	1977	1978
17	15.5	15.9	9.0	8.3
18	18.3	18.7	13.9	14.3
19	14.3	13.5	13.6	13.1
20	13.5	12.8	14.3	13.9
21	11.2	11.5	13.6	13.6
22	10.1	10.4	12.6	12.9
23	9.2	9.1	11.7	12.3
24	7.8	8.1	11.2	11.6
TOTAL	99.9*	100.0	99.9*	100.0

<u>Age</u>	<u>Index Crimes</u>		<u>Other Crimes</u>	
	1977	1978	1977	1978
17 - 19	27.1	27.3	14.8	14.6
20 - 24	29.2	29.4	25.6	26.3
25 - 29	15.7	16.2	16.6	17.5
30 - 34	9.3	9.2	11.1	11.6
35 - 39	6.1	5.9	8.5	8.5
40 - 44	4.1	3.9	7.1	6.5
45 - 49	3.0	2.9	5.8	5.3
50 - 54	2.2	2.1	4.7	4.5
55 - 59	1.5	1.5	3.0	2.8
60 - 64	0.9	0.8	1.6	1.5
65+	1.0	0.9	1.2	1.1
TOTAL	100.1*	100.1*	100.0	100.0

The proportion of Index Crime arrests to Other Crime arrests remained similar both 1977 and 1978 for each age group. Note that approximately seventy-five percent of Index Crime arrests and approximately fifty percent of Other Crime arrests were individuals between the ages of 17 and 29.

*Totals may not equal 100 percent due to rounding error.

**Age group is not a five-year interval.

Source: Louisiana Criminal Justice Information System Division

JUVENILE ARRESTS

JUVENILE ARRESTS

IN

LOUISIANA,

1977 and 1978

A total of 29,144 juvenile arrests (under 17 years old) were made in 1978, a 6.8 percent decrease over the 31,274 arrests in 1977.

* * * * *

Index Crime Arrests numbered 13,527, or 46.4 percent of the juvenile arrests. This is 8.1 percent decrease over the 14,713 Index Crime Arrests made in 1977.

* * * * *

Violent Crime arrests (Criminal Homicide, Forcible Rape, Robbery, and Aggravated Assault) numbered 1,495, representing 11.1 percent of the Crime Index arrests for juveniles or 5.1 percent of the juvenile arrests. There is a 2.1 percent decrease over the 1,527 Violent Crime Arrests in 1977.

* * * * *

Property Crime Arrests (Burglary, Larceny-Theft, Motor Vehicle Theft) numbered 12,032, representing 88.9 percent of Crime Index arrests for juveniles, or 41.3 percent of the juvenile arrests. There is an 8.8 percent decrease over the 13,186 Property Crime Arrests in 1977.

* * * * *

Other arrests (non-index) numbered 11,890, or 40.8 percent of the juvenile arrests, a 5.7 percent decrease over the 12,611 arrests in 1977.

* * * * *

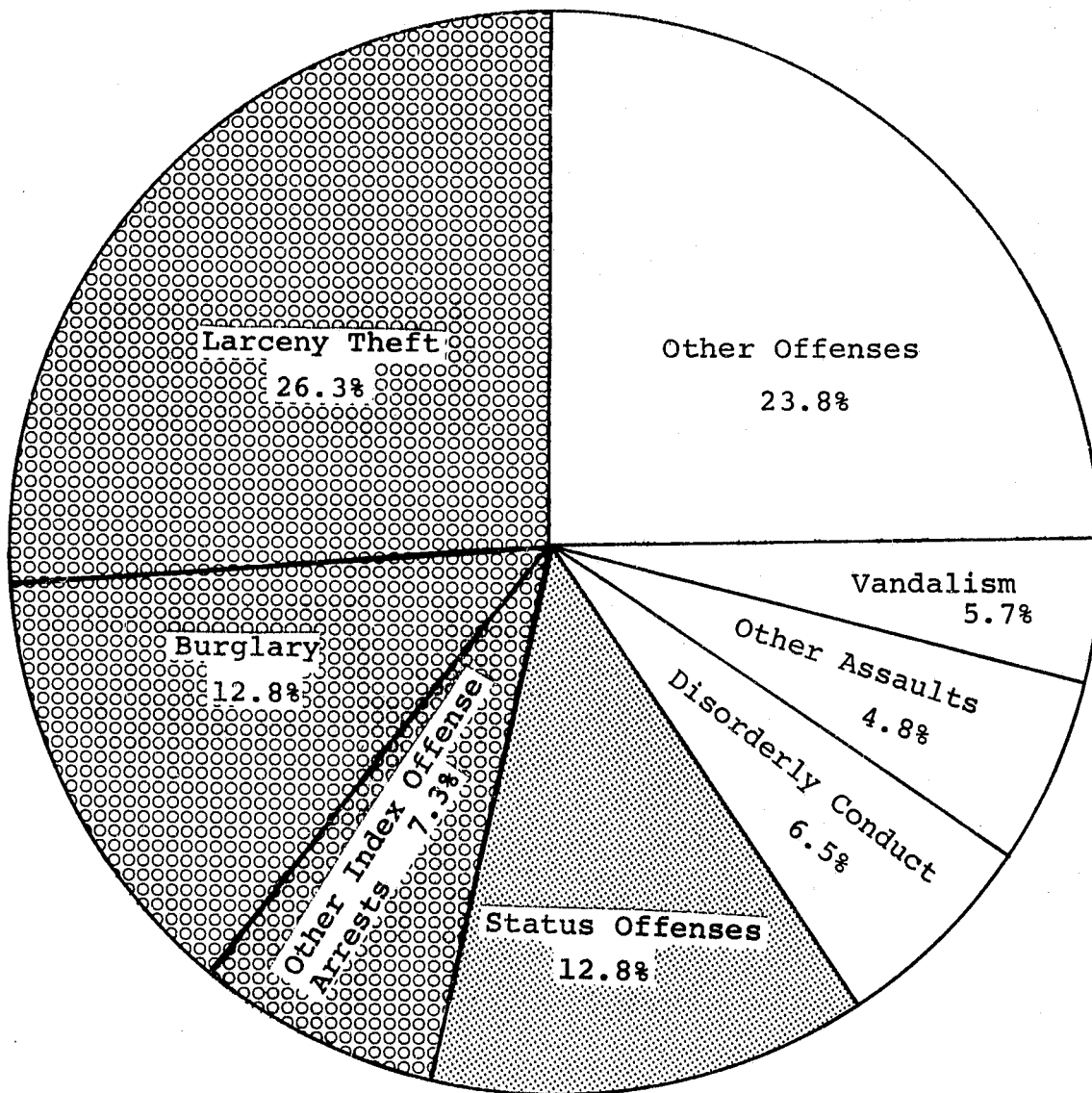
Status Offense Arrests (Curfew and Loitering Law Violations, and Runaways) numbered 3,727, or 12.8 percent of juvenile arrests, a 5.6 percent decrease over the 3,950 arrests in 1977.

* * * * *

CRIME ARREST VOLUME - 1978

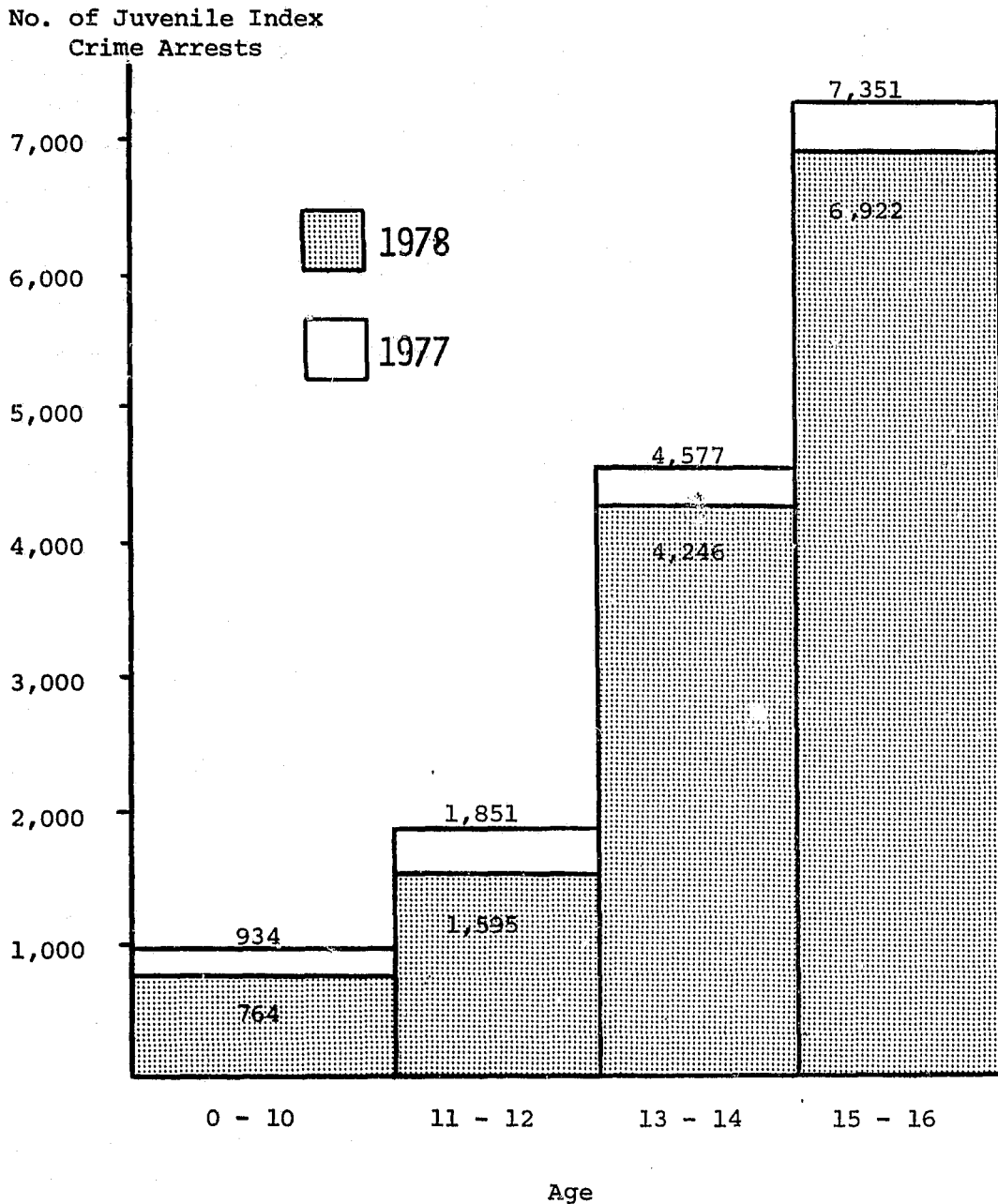
- Most Frequent Violent Crime Arrest: Aggravated Assault - 880 (3.0%)
- Most Frequent Property Crime Arrest: Larceny-Theft - 7,675 (26.3%)
- Most Frequent Other Crime Arrest: Disorderly Conduct - 1,893 (6.5%)

PERCENT DISTRIBUTION OF JUVENILE ARRESTS, 1978



Source: Louisiana Criminal Justice Information System Division

JUVENILE CRIME INDEX ARREST BY AGE GROUPS UNDER 17 LOUISIANA 1976 - 1977



As illustrated above, juvenile arrests increase as age increases, however all age categories reflected decreases in total arrests from 1977 to 1978.

Note: This graph groups arrestees in two-year age categories except the first interval that is a ten year category.

Source: The Louisiana Criminal Justice Information System Division

PERCENT DISTRIBUTION OF JUVENILE ARRESTS

BY

AGE AND OFFENSE

1977 AND 1978

<u>AGE</u>	<u>INDEX CRIMES</u>		<u>OTHER CRIMES</u>		<u>STATUS OFFENSES</u>	
	1977	1978	1977	1978	1977	1978
0-10**	6.3	5.6	7.2	6.1	2.1	2.5
11-12	12.6	11.8	8.6	9.1	6.4	5.8
13-14	31.1	31.4	26.0	27.1	30.8	31.6
15-16	<u>50.0</u>	<u>51.2</u>	<u>58.1</u>	<u>57.7</u>	<u>60.7</u>	<u>60.1</u>
	100.0	100.0	99.9*	100.0	100.0	100.0

The above table indicates the distribution of arrests among the different juvenile age categories in Louisiana. Note that the age category 15-16 was the most crucial as both the Index Crime arrests, Other Crime arrests, and Status Offense arrests were much higher in this age category. Fifty percent or more of Juvenile Index Crime arrests, and approximately sixty (60) percent of Other Crime arrests and Status Offense arrests occurred in this age category in both 1977 and 1978.

*Total may not equal 100 percent due to rounding error.

**Age group is not two year interval.

Source: Louisiana Criminal Justice Information System Division

APPENDIX

TABLE 1
1978 ARRESTS BY AGE IN LOUISIANA

OFFENSE CHARGED	Grand	0-10	11-12	13-14	15	16	Total	17	18	19	20	21	22
	Total						Under						
TOTAL	192,726	1,581	2,897	8,643	7,282	8,741	29,144	7,582	11,270	9,613	9,881	9,397	8,856
PERCENT	100.0	0.8	1.5	4.5	3.8	4.5	15.1	3.9	5.8	5.0	5.1	4.9	4.6
Index Crimes													
Criminal Homicide	565	0	0	2	6	18	26	24	27	22	29	16	29
Forcible Rape	683	2	2	23	15	21	63	31	53	35	46	51	42
Robbery	2,453	3	20	100	174	229	526	202	275	209	200	162	118
Aggravated Assault	9,031	53	79	244	207	297	880	311	469	381	439	420	467
Burglary - Breaking/ Entering	9,933	206	423	1,110	905	1,089	3,733	935	946	655	540	489	395
Larceny - Theft	25,310	498	1,042	2,606	1,675	1,854	7,675	1,609	1,907	1,361	1,287	1,156	1,016
Motor Vehicle Theft	1,626	2	29	161	193	239	624	144	141	106	75	64	53
TOTAL Index Crimes	49,601	764	1,595	4,246	3,175	3,747	13,527	3,256	3,818	2,769	2,616	2,358	2,120
Other Crimes													
Manslaughter	73	1	0	1	5	0	7	4	2	6	5	3	3
Other Assaults	14,356	51	120	374	358	500	1,403	472	702	652	690	751	780
Arson	316	24	15	31	24	15	109	14	25	8	15	10	14
Forgery & Counterfeiting	1,842	2	6	20	33	41	102	65	80	117	112	114	103
Fraud	5,909	0	1	4	7	14	26	47	237	279	384	335	356
Embezzlement	48	0	0	0	0	1	1	0	1	3	3	2	1
Stolen Property; Buying, Receiving, Possessing	2,684	11	37	145	114	136	443	186	229	186	192	158	128
Vandalism	3,965	226	260	513	307	345	1,651	228	243	163	152	140	137
Weapons; Carrying, Possessing, etc.	3,779	13	27	93	100	103	336	134	214	182	186	190	191
Prostitution and Commercial Vice	592	1	1	2	10	6	20	20	49	59	57	68	52
Sex Offenses	683	15	16	38	30	28	127	31	43	35	25	31	28
Narcotic Drug Laws	9,827	4	27	177	264	505	977	606	1,001	887	897	815	700
Gambling	624	0	0	0	0	1	1	24	22	24	37	23	17
Offenses Against the Family & Children	2,007	5	3	5	9	5	27	34	88	56	82	87	91
DWI	19,761	0	0	1	24	98	123	285	699	734	831	862	834
Liquor Laws	872	0	1	14	41	89	145	31	28	22	32	38	27
Drunkenness	19,682	0	3	41	81	140	265	209	475	445	519	531	546
Disorderly Conduct	15,665	158	202	492	462	579	1,893	636	1,016	903	889	849	805
Vagrancy	222	1	4	6	9	3	23	14	17	11	9	12	10
All Other Offenses (except traffic)	36,312	208	355	1,241	1,138	1,217	4,159	1,215	2,275	2,066	2,143	2,016	1,911
TOTAL Other Crimes	139,219	720	1,078	3,198	3,016	3,826	11,838	4,255	7,446	6,838	7,260	7,035	6,734
Suspicion	115	5	6	21	11	9	52	7	6	6	5	4	2
Curfew & Loitering Law Violations	1,223	13	49	305	330	485	1,182	41	0	0	0	0	0
Run-Aways	2,568	79	169	873	750	674	2,545	23	0	0	0	0	0

TABLE 1 (CONTINUED)

OFFENSE CHARGED	23	24	25-29	30-34	35-39	40-44	45-49	50-54	55-59	60-64	65+	17 & Over
TOTAL	8,282	7,691	28,132	18,051	12,914	9,718	7,793	6,436	4,085	2,186	1,695	163,582
PERCENT	4.3	4.0	14.6	9.4	6.7	5.0	4.0	3.3	2.1	1.1	0.9	84.9*
<u>Index Crimes</u>												
Criminal Homicide	29	21	110	59	48	34	30	27	15	13	6	539
Forcible Rape	27	46	132	66	29	26	15	10	5	1	5	620
Robbery	128	112	309	112	44	32	12	7	2	2	1	1,927
Aggravated Assault	427	412	1,534	1,041	723	513	371	264	187	93	99	8,151
Burglary - Breaking/ Entering	305	256	862	418	183	102	53	25	24	9	3	6,200
Larceny - Theft	890	755	2,752	1,546	1,031	674	553	414	296	171	217	17,635
Motor Vehicle Theft	54	47	135	61	55	27	16	10	10	4	0	1,002
TOTAL Index Crimes	1,860	1,649	5,834	3,303	2,113	1,408	1,050	757	539	293	331	36,074
<u>Other Crimes</u>												
Manslaughter	8	0	11	7	4	4	6	2	0	1	0	66
Other Assaults	719	735	2,531	1,762	1,180	778	527	352	175	81	66	12,953
Arson	9	10	26	17	22	9	8	9	5	1	5	207
Forgery & Counterfeiting	118	95	427	238	106	80	35	29	17	3	1	1,740
Fraud	444	356	1,342	882	535	285	185	130	50	28	8	5,883
Embezzlement	1	3	14	10	4	0	0	2	3	0	0	47
Stolen Property; Buying, Receiving, Possessing	111	101	366	210	123	96	57	56	19	10	13	2,241
Vandalism	145	117	400	254	113	79	52	32	31	7	21	2,314
Weapons; Carrying, Possessing, etc.	149	179	694	413	281	213	139	123	69	31	55	3,443
Prostitution and Commercial Vice	43	39	86	46	20	8	9	8	7	0	1	572
Sex Offenses	43	32	98	56	40	22	17	20	15	10	10	556
Narcotic Drug Laws	622	541	1,572	658	274	109	81	41	24	13	9	8,850
Gambling	26	31	92	67	60	45	45	45	26	20	19	623
Offenses Against the Family & Children	95	105	447	336	217	141	92	61	35	8	5	1,980
DWI	782	777	3,070	2,324	2,019	1,822	1,583	1,368	876	462	310	19,638
Liquor Laws	38	33	108	65	66	58	67	49	33	21	11	727
Drunkenness	532	530	2,329	2,150	2,297	2,197	2,079	1,973	1,333	783	489	19,417
Disorderly Conduct	697	641	2,462	1,487	1,068	767	574	428	296	144	110	13,772
Vagrancy	10	8	33	15	19	7	10	8	10	3	3	199
All Other Offenses (except traffic)	1,825	1,706	6,185	3,743	2,349	1,587	1,176	941	521	266	228	32,153
TOTAL Other Crimes	6,417	6,039	22,293	14,740	10,797	8,307	6,742	5,677	3,545	1,892	1,364	127,381
Suspicion	5	3	5	8	4	3	1	2	1	1	0	63
Curfew & Loitering												
Law Violations	0	0	0	0	0	0	0	0	0	0	0	41
Run-Aways	0	0	0	0	0	0	0	0	0	0	0	42

*Total adult age categoris does not equal 84.9 percent due to rounding error.

Source: Louisiana Criminal Justice Information System Division

TABLE 2
1977 ARRESTS BY AGE IN LOUISIANA

OFFENSE CHARGED	Grand	0-15	11-12	13-14	15	16	Total	17	18	19	20	21	22
	Total						Under						
TOTAL	193,187	1,929	3,187	9,079	7,869	9,210	31,274	7,651	10,730	9,804	9,961	9,164	8,464
PERCENT	100.0	1.0	1.6	4.7	4.1	4.8	16.2	4.0	5.6	5.1	5.2	4.7	4.4
<u>Index Crimes</u>													
Criminal Homicide	629	0	0	9	12	22	43	21	25	18	43	29	27
Forcible Rape	728	2	6	21	17	33	79	36	57	45	57	50	51
Robbery	2,414	15	28	120	176	222	561	197	236	199	168	129	131
Aggravated Assault	7,937	51	101	220	202	270	844	243	373	351	379	359	351
Burglary - Breaking/ Entering	10,134	273	467	1,295	931	1,070	4,036	865	972	692	561	467	357
Larceny - Theft	25,722	586	1,224	2,741	1,869	1,970	8,390	1,510	1,765	1,397	1,342	1,098	998
Motor Vehicle Theft	1,948	7	25	171	223	334	760	156	159	105	97	68	68
TOTAL Index Crimes	49,512	934	1,851	4,577	3,430	3,921	14,713	3,028	3,587	2,807	2,647	2,200	1,983
<u>Other Crimes</u>													
Manslaughter	144	0	0	3	2	1	6	4	8	7	1	8	6
Other Assaults	13,504	68	94	356	363	442	1,323	421	664	667	689	719	725
Arson	398	13	19	22	38	23	115	22	15	24	9	15	23
Forgery & Counterfeiting	1,617	0	5	22	30	57	114	131	81	87	88	91	101
Fraud	4,658	0	0	6	3	18	27	30	114	213	258	250	343
Embezzlement	114	0	0	0	0	0	0	4	3	5	9	5	12
Stolen Property; Buying, Receiving, Possessing	2,721	15	40	128	122	156	461	191	239	173	180	135	120
Vandalism	3,312	227	242	413	312	303	1,497	165	194	136	140	112	113
Weapons; Carrying, Possessing, etc.	3,786	18	27	101	100	109	355	136	178	175	182	218	161
Prostitution and Commercial Vice	681	0	0	2	6	15	23	18	64	67	75	61	59
Sex Offenses	708	13	10	36	32	39	130	17	40	56	31	33	26
Narcotic Drug Laws	11,983	4	16	204	370	646	1,240	857	1,229	1,183	1,149	1,045	877
Gambling	1,099	0	0	3	2	11	16	35	51	64	44	53	54
Offenses Against the Family & Children	2,345	18	0	11	10	6	45	44	94	84	92	111	109
DWI	21,119	0	0	1	25	114	140	271	659	786	822	853	789
Liquor Laws	1,209	0	2	23	68	109	202	64	72	48	42	30	40
Drunkenness	19,718	0	2	38	87	125	252	210	381	439	461	490	464
Disorderly Conduct	14,731	233	215	515	398	515	1,876	514	993	846	854	735	654
Vagrancy	291	0	3	8	3	10	24	9	21	17	10	17	13
All Other Offenses (except traffic)	35,156	289	395	1,355	1,204	1,366	4,609	1,368	2,033	1,907	2,167	1,973	1,782
TOTAL Other Crimes	139,294	898	1,070	3,247	3,175	4,065	12,455	4,511	7,133	6,984	7,303	6,954	6,471
Suspicion	332	15	14	38	40	49	156	13	10	13	11	10	10
Curfew & Loitering Law Violations	1,002	14	40	247	274	356	931	71	0	0	0	0	0
Run-Aways	3,047	68	212	970	950	819	3,019	28	0	0	0	0	0

TABLE 2 (CONTINUED)

OFFENSE CHARGED	23	24	25-29	30-34	35-39	40-44	45-49	50-54	55-59	60-64	65+	TOTAL 17 & Over
TOTAL	7,805	7,260	26,545	17,316	12,927	10,457	8,471	6,788	4,355	2,359	1,856	161,913
PERCENT	4.0	3.8	13.7	9.0	6.7	5.4	4.4	3.5	2.3	1.2	1.0	83.8*

Index Crimes

Criminal Homicide	28	37	104	71	59	31	32	24	12	11	14	586
Forcible Rape	41	31	121	70	34	18	14	15	7	2	0	649
Robbery	112	87	295	135	81	27	25	16	7	4	4	1,853
Aggravated Assault	389	355	1,296	876	638	482	353	271	166	101	110	7,093
Burglary - Breaking/ Entering	305	243	850	366	141	121	74	37	29	16	2	6,098
Larceny - Theft	855	726	2,646	1,564	1,102	728	540	401	281	165	214	17,332
Motor Vehicle Theft	68	40	161	137	54	25	21	17	8	0	4	1,188
TOTAL Index Crimes	1,798	1,519	5,473	3,219	2,109	1,432	1,059	781	510	299	348	34,799

Other Crimes

Manslaughter	11	11	23	20	7	8	6	7	5	3	3	138
Other Assaults	561	644	2,488	1,614	1,076	699	540	330	197	86	61	12,181
Arson	16	20	42	32	14	15	13	12	6	2	3	283
Forgery & Counterfeiting	86	102	325	178	104	77	23	10	12	3	4	1,503
Fraud	262	263	1,134	655	459	300	151	111	51	27	10	4,631
Embezzlement	5	12	22	12	8	5	4	3	5	0	0	114
Stolen Property; Buying, Receiving, Possessing	109	103	377	209	138	111	73	45	26	13	18	2,260
Vandalism	79	95	315	178	101	67	47	36	25	8	4	1,815
Weapons; Carrying, Possessing, etc.	187	169	628	394	311	214	175	109	90	49	55	3,431
Prostitution and Commercial Vice	54	35	123	39	18	17	13	5	1	8	1	658
Sex Offenses	26	24	113	64	44	33	29	21	7	5	9	578
Narcotic Drug Laws	769	654	1,767	643	270	124	82	49	27	6	12	10,743
Gambling	49	40	160	119	96	75	78	57	45	35	28	1,083
Offenses Against the Family & Children	110	149	462	373	270	159	111	84	27	10	11	2,300
DWI	789	788	3,168	2,590	2,223	2,082	1,843	1,461	955	524	376	20,979
Liquor Laws	32	26	138	99	76	79	101	67	53	20	20	1,007
Drunkenness	525	479	2,079	2,120	2,178	2,429	2,322	2,165	1,416	826	482	19,466
Disorderly Conduct	654	634	2,160	1,425	980	819	553	458	295	141	140	12,855
Vagrancy	12	14	55	23	15	14	12	10	6	9	10	267
All Other Offenses (except traffic)	1,657	1,470	5,462	3,293	2,420	1,689	1,234	959	590	284	259	30,547
TOTAL Other Crimes	5,993	5,732	21,041	14,080	10,808	9,016	7,410	5,999	3,839	2,059	1,506	126,839
Suspicion	14	9	31	17	10	9	2	8	6	1	2	176
Curfew & Loitering Law Violation	0	0	0	0	0	0	0	0	0	0	0	71
Run-Aways	0	0	0	0	0	0	0	0	0	0	0	28

TABLE 3
COMPARISON OF LOUISIANA'S POPULATION AND TOTAL INDEX CRIME ARRESTS,
1977 - 1978¹

	Population			% of State Population		Total Arrests			% of State Total Arrests	
	1977	1978	%Δ	1977	1978	1977	1978	%Δ	1977	1978
Louisiana	3,921,334	3,992,798	1.82	-	-	193,187	192,726	-0.2	-	-
Acadia	54,231	54,330	0.18	1.4	1.4	1,730	2,224	28.6	0.9	1.2
Allen	20,871	20,729	-0.68	0.5	0.5	241	296	22.8	0.1	0.2
Ascension	42,927	44,363	3.35	1.1	1.1	2,921	2,758	5.6	1.5	1.4
Assumption	20,473	20,795	1.57	0.5	0.5	607	159	-73.8	0.3	0.1
Avoyelles	38,668	39,209	1.40	1.0	1.0	1,489	1,448	-2.8	0.8	0.8
Beauregard	27,241	27,628	1.42	0.7	0.7	846	867	2.5	0.4	0.4
Bienville	16,886	17,226	2.01	0.4	0.4	574	515	-10.3	0.3	0.3
Bossier	72,533	71,716	-1.13	1.8	1.8	3,935	3,861	-1.9	2.0	2.0
Caddo	243,097	242,406	-0.28	6.2	6.1	10,190	9,884	-3.0	5.3	5.1
Calcasieu	155,796	157,730	1.24	4.0	4.0	5,691	5,465	-4.0	2.9	2.8
Caldwell	10,187	10,247	0.59	0.3	0.3	475	491	3.4	0.2	0.3
Cameron	9,403	9,528	1.33	0.2	0.2	195	250	28.2	0.1	0.1
Catahoula	11,612	11,726	0.98	0.3	0.3	810	704	-13.1	0.4	0.4
Claiborne	16,097	16,682	3.63	0.4	0.4	659	565	-14.3	0.3	0.3
Concordia	22,055	22,237	0.83	0.6	0.6	1,382	1,190	-13.9	0.7	0.6
DeSoto	23,654	23,704	0.21	0.6	0.6	589	682	15.8	0.3	0.4
East Baton Rouge	326,314	332,262	1.82	8.3	8.3	19,135	17,818	-6.9	9.9	9.2
East Carroll	11,817	11,654	-1.38	0.3	0.3	421	349	-17.1	0.2	0.2
East Feliciana	15,967	16,522	3.48	0.4	0.4	656	422	-35.7	0.3	0.2
Evangeline	32,900	33,320	1.28	0.8	0.8	1,556	1,439	-7.5	0.8	0.7
Franklin	23,559	23,971	1.75	0.6	0.6	753	788	4.6	0.4	0.4
Grant	14,864	15,151	1.93	0.4	0.4	504	353	-30.0	0.3	0.2
Iberia	63,629	64,636	1.58	1.6	1.6	688	653	-5.1	0.4	0.3
Iberville	30,718	30,788	0.23	0.8	0.8	1,261	1,081	-14.3	0.7	0.6
Jackson	16,581	16,895	1.89	0.4	0.4	392	475	21.2	0.2	0.2
Jefferson	424,680	427,019	0.55	10.8	10.7	17,547	18,834	7.3	9.1	9.8
Jefferson Davis	31,293	31,535	0.77	0.8	0.8	427	515	20.6	0.2	0.3
Lafayette	132,455	134,166	1.29	3.4	3.4	4,443	4,134	-7.0	2.3	2.1
Lafourche	75,770	76,903	1.50	1.9	1.9	2,946	2,486	-15.6	1.5	1.3
LaSalle	14,871	15,242	2.49	0.4	0.4	275	461	67.6	0.1	0.2
Lincoln	37,046	37,198	0.41	0.9	0.9	1,287	1,782	38.5	0.7	0.9
Livingston	48,001	49,931	4.02	1.2	1.3	1,995	2,072	3.9	1.0	1.1
Madison	14,432	14,646	1.48	0.4	0.4	910	1,023	12.4	0.5	0.5
Morehouse	32,999	33,692	2.10	0.8	0.8	1,455	1,277	-12.2	0.8	0.7
Natchitoches	36,622	36,171	-1.23	0.9	0.9	1,282	1,532	19.5	0.7	0.8
Orleans	561,187	585,814	4.39	14.3	14.7	49,237	49,287	0.1	25.5	25.6

TABLE 3 (CONTINUED)

	Population			% of State Population		Total Arrests			% of State Total Arrests	
	1977	1978	% Δ	1977	1978	1977	1978	% Δ	1977	1978
Ouachita	129,426	130,703	0.99	3.3	3.3	10,254	9,923	-3.2	5.3	5.1
Plaquemines	26,709	26,696	-0.05	0.7	0.7	1,105	1,137	2.9	0.6	0.6
Pointe Coupee	21,782	22,646	3.97	0.6	0.6	280	310	10.7	0.1	0.2
Rapides	124,846	124,917	0.06	3.2	3.1	6,328	5,740	-9.3	3.3	3.0
Red River	9,526	9,250	-2.90	0.2	0.2	10	239	-	0.0	0.1
Richland	21,779	21,524	-1.17	0.6	0.5	837	903	7.9	0.4	0.5
Sabine	19,965	20,090	0.63	0.5	0.5	492	495	0.6	0.3	0.3
St. Bernard	60,628	62,261	2.69	1.5	1.6	2,050	2,022	-1.4	1.1	1.0
St. Charles	34,207	34,715	1.49	0.9	0.9	1,770	1,762	-0.5	0.9	0.9
St. Helena	9,797	9,893	0.98	0.2	0.2	196	179	-8.7	0.1	0.1
St. James	19,449	19,940	2.52	0.5	0.5	486	638	31.3	0.3	0.3
St. John	26,586	28,602	7.58	0.7	0.7	1,110	1,048	-5.6	0.6	0.5
St. Landry	83,047	83,178	0.16	2.1	2.1	4,512	4,383	-2.9	2.3	2.3
St. Martin	35,416	35,987	1.61	0.9	0.9	510	730	43.1	0.3	0.4
St. Mary	61,491	61,699	0.34	1.6	1.5	4,113	4,486	9.1	2.1	2.3
St. Tammany	86,613	92,585	6.90	2.2	2.3	3,039	3,630	19.4	1.6	1.9
Tangipahoa	73,948	76,350	3.25	1.9	1.9	2,769	2,547	-8.0	1.4	1.3
Tensas	8,370	8,375	0.06	0.2	0.2	193	215	11.4	0.1	0.1
Terrebonne	87,520	89,438	2.19	2.2	2.2	2,645	3,224	21.9	1.4	1.7
Union	19,986	20,089	0.52	0.5	0.5	408	626	53.4	0.2	0.3
Vermilion	46,379	46,972	1.28	1.2	1.2	811	1,001	23.4	0.4	0.5
Vernon	41,204	45,901	1.14	1.1	1.1	3,411	3,754	10.1	1.8	1.9
Washington	42,563	43,127	1.33	1.1	1.1	2,464	1,668	-32.3	1.3	0.9
Webster	40,829	42,068	3.03	1.0	1.1	1,266	1,263	-0.2	0.7	0.7
West Baton Rouge	17,950	18,090	0.78	0.5	0.5	1,157	1,058	-8.6	0.6	0.5
West Carroll	13,240	12,835	-3.06	0.3	0.3	473	578	22.2	0.2	0.3
West Feliciana	10,060	9,865	-1.94	0.3	0.2	327	287	-12.2	0.2	0.1
Winn	16,582	17,230	3.91	0.4	0.4	667	740	10.9	0.3	0.4

¹Percent changes (% Δ) were not computed for those instances where the units of comparison were less than 50.

Source: Louisiana Criminal Justice Information System Division

TABLE 4
COMPARISON OF LOUISIANA'S VIOLENT CRIME ARRESTS BY PARISH,
1977 - 1978¹

	Criminal Homicide			Forcible Rape			Robbery			Aggravated Assault		
	1977	Arrests 1978	% Δ	1977	Arrests 1978	% Δ	1977	Arrests 1978	% Δ	1977	Arrests 1978	% Δ
Louisiana	629	565	-10.2	728	683	-6.2	2,414	2,453	1.6	7,937	9,031	13.8
Acadia	7	3	-	3	4	-	6	12	-	72	89	23.6
Allen	2	0	-	1	3	-	1	9	-	9	7	-
Ascension	3	3	-	10	7	-	9	17	-	129	122	-5.4
Assumption	2	0	-	0	3	-	3	4	-	23	22	-
Avoyelles	4	6	-	7	5	-	0	3	-	80	126	57.5
Beauregard	3	2	-	3	4	-	7	8	-	41	46	-
Bienville	5	2	-	6	0	-	15	1	-	24	31	-
Bossier	3	11	-	15	14	-	21	29	-	128	108	-15.6
Caddo	50	43	-	27	36	-	82	99	20.7	357	415	16.2
Calcasieu	17	11	-	19	20	-	54	57	5.6	185	179	-3.2
Caldwell	2	0	-	0	0	-	3	1	-	19	14	-
Cameron	0	0	-	0	0	-	0	0	-	59	110	86.4
Catahoula	1	0	-	9	19	-	1	1	-	49	29	-
Claiborne	5	4	-	0	2	-	13	1	-	16	23	-
Concordia	8	4	-	6	3	-	10	16	-	71	92	29.6
DeSoto	8	1	-	5	1	-	3	0	-	20	54	-
East Baton Rouge	42	39	-	89	71	-20.2	207	189	-8.7	1,326	1,330	0.3
East Carroll	3	0	-	1	2	-	1	0	-	53	57	7.5
East Feliciana	0	0	-	2	2	-	4	5	-	43	39	-
Evangeline	3	3	-	9	2	-	10	3	-	49	65	-
Franklin	0	6	-	2	1	-	0	6	-	22	22	-
Grant	2	1	-	0	1	-	1	1	-	31	39	-
Iberia	4	6	-	1	2	-	0	5	-	20	13	-
Iberville	2	3	-	8	11	-	1	2	-	72	76	5.6
Jackson	7	2	-	1	3	-	1	0	-	29	29	-
Jefferson	53	47	-	59	72	22.0	190	210	10.5	726	899	23.8
Jefferson Davis	4	3	-	8	1	-	0	12	-	8	27	-
Lafayette	7	14	-	20	10	-	28	46	-	132	185	40.2
Lafourche	12	4	-	4	9	-	13	9	-	105	162	54.3
LaSalle	1	1	-	0	0	-	0	0	-	11	52	-
Lincoln	2	2	-	3	12	-	4	11	-	56	76	35.7
Livingston	4	6	-	0	7	-	5	8	-	104	139	33.7
Madison	7	3	-	3	2	-	4	9	-	66	93	40.9
Morehouse	3	2	-	4	2	-	4	5	-	42	51	-
Natchitoches	5	3	-	4	3	-	14	3	-	71	69	-2.8
Orleans	189	164	-13.2	198	100	-49.5	1,391	1,301	-6.5	1,112	1,307	17.5

TABLE 4 (CONTINUED)

	Criminal Homicide			Forcible Rape			Robbery			Aggravated Assault		
	1977	Arrests 1978	% Δ	1977	Arrests 1978	% Δ	1977	Arrests 1978	% Δ	1977	Arrests 1978	% Δ
Ouachita	12	15	-	45	31	-	41	35	-	342	375	9.6
Plaquemines	1	1	-	0	1	-	9	1	-	47	89	-
Pointe Coupee	2	3	-	2	0	-	0	3	-	25	31	-
Rapides	17	14	-	20	13	-	46	29	-	188	199	5.9
Red River	0	2	-	0	2	-	0	5	-	2	43	-
Richland	4	4	-	1	8	-	2	7	-	62	50	-19.4
Sabine	4	9	-	1	7	-	0	1	-	15	39	-
St. Bernard	4	3	-	2	9	-	16	28	-	112	109	-2.7
St. Charles	13	5	-	2	4	-	7	15	-	125	121	-3.2
St. Helena	2	1	-	13	4	-	0	1	-	24	27	-
St. James	0	0	-	2	5	-	4	0	-	58	65	12.1
St. John	1	11	-	2	7	-	9	9	-	61	81	32.8
St. Landry	4	10	-	18	9	-	8	25	-	161	197	22.4
St. Martin	1	6	-	5	17	-	1	3	-	48	93	-
St. Mary	11	8	-	12	14	-	34	44	-	214	225	5.1
St. Tammany	8	8	-	11	23	-	21	18	-	214	186	-13.1
Tangipahoa	29	13	-	16	21	-	24	24	-	159	114	-28.3
Tensas	2	0	-	2	4	-	0	0	-	12	17	-
Terrebonne	5	14	-	4	11	-	14	25	-	83	70	-15.7
Union	3	4	-	1	2	-	5	0	-	67	90	34.3
Vermilion	2	2	-	6	9	-	10	21	-	43	45	-
Vernon	7	10	-	7	11	-	10	28	-	137	213	55.5
Washington	6	8	-	10	9	-	24	25	-	120	105	-12.5
Webster	9	6	-	8	11	-	8	11	-	70	66	-5.7
West Baton Rouge	6	6	-	4	7	-	5	10	-	77	94	22.1
West Carroll	1	0	-	1	4	-	0	0	-	19	13	-
West Feliciana	1	0	-	2	1	-	5	2	-	13	9	-
Winn	4	3	-	4	5	-	5	0	-	79	68	-13.9

¹Percent changes (% Δ) were not computed for those instances where the units of comparison were less than 50.

Source: Louisiana Criminal Justice Information System Division

TABLE 5
COMPARISON OF LOUISIANA'S INDEX PROPERTY CRIME ARRESTS BY PARISH,
1977 - 1978¹

	Burglary			Larceny - Theft			Motor Vehicle Theft			Total Index Offenses		
	Arrests			Arrests			Arrests			Arrests		
	1977	1978	%Δ	1977	1978	%Δ	1977	1978	%Δ	1977	1978	%Δ
Louisiana	10,134	9,933	-2.0	25,722	25,310	-1.6	1,948	1,626	-16.5	49,512	49,601	0.2
Acadia	92	131	42.4	168	237	41.1	12	36	-	360	512	42.2
Allen	10	35	-	33	51	-	9	2	-	65	107	64.6
Ascension	151	127	-15.9	337	241	-28.5	35	15	-	674	532	-21.1
Assumption	20	26	-	40	26	-	6	7	-	94	88	-6.4
Avoyelles	86	90	4.7	142	144	1.4	7	9	-	326	383	17.5
Beauregard	53	26	-	103	91	-11.7	11	17	-	221	194	-12.2
Bienville	56	25	-	70	72	2.9	1	6	-	177	137	-22.6
Bossier	165	209	26.7	391	409	4.6	55	50	-9.1	778	830	6.7
Caddo	491	461	-6.1	2,044	1,810	-11.4	96	97	1.0	3,147	2,961	-5.9
Calcasieu	300	273	-9.0	847	839	-0.9	84	96	14.3	1,506	1,475	-2.1
Caldwell	20	25	-	45	38	-	1	2	-	90	80	-11.1
Cameron	12	9	-	27	31	-	0	1	-	98	151	54.1
Catahoula	37	36	-	40	74	-	1	4	-	138	163	18.1
Claiborne	32	35	-	53	72	35.8	7	4	-	126	141	11.9
Concordia	85	69	-18.8	123	114	-7.3	16	8	-	319	306	-4.1
DeSoto	6	17	-	30	65	-	0	1	-	72	139	93.1
East Baton Rouge	1,143	992	-13.2	3,122	3,009	-3.6	231	224	-3.0	6,160	5,854	-5.0
East Carroll	50	19	-	37	31	-	0	2	-	145	111	-23.4
East Feliciana	29	15	-	79	30	-	5	3	-	162	94	-42.0
Evangeline	34	37	-	93	108	16.1	3	10	-	201	228	13.4
Franklin	33	19	-	52	29	-	2	7	-	111	90	-18.9
Grant	35	15	-	47	31	-	0	0	-	116	88	-24.1
Iberia	50	59	18.0	73	34	-	8	2	-	156	121	-22.4
Iberville	76	95	25.0	138	114	-17.4	2	3	-	299	304	1.7
Jackson	12	16	-	51	50	-2.0	6	8	-	107	108	0.9
Jefferson	986	1,293	31.1	2,647	2,948	11.4	181	149	-17.7	4,842	5,618	16.0
Jefferson Davis	32	26	-	77	64	-16.9	7	5	-	136	138	1.5
Lafayette	239	292	22.2	637	733	15.1	124	87	-29.8	1,187	1,367	15.2
Lafourche	185	123	-33.5	428	410	-4.2	33	13	-	780	730	-6.4
LaSalle	31	90	-	18	58	-	0	3	-	61	204	234.4
Lincoln	65	55	-15.4	223	148	-33.6	3	13	-	356	317	-11.0
Livingston	147	130	-11.6	292	212	-27.4	7	6	-	559	508	-9.1
Madison	49	78	-	69	88	27.5	6	10	-	204	283	38.7
Morehouse	70	56	-20.0	175	190	8.6	6	15	-	304	321	5.6
Natchitoches	71	90	26.8	138	153	10.9	2	8	-	305	329	7.9
Orleans	2,407	2,080	-13.6	6,848	6,784	-0.9	564	211	-62.6	12,709	11,947	-6.0

TABLE 5 (CONTINUED)

	Burglary			Larceny - Theft			Motor Vehicle Theft			Total Index Offenses		
	1977	Arrests 1978	% Δ	1977	Arrests 1978	% Δ	1977	Arrests 1978	% Δ	1977	Arrests 1978	% Δ
Ouachita	407	327	-19.7	1,448	1,274	-12.0	71	65	-8.5	2,366	2,122	-10.3
Plaquemines	35	71	-	83	71	-14.5	11	19	-	186	253	36.0
Pointe Coupee	21	28	-	17	31	-	1	4	-	68	100	47.1
Rapides	452	338	-25.2	792	869	9.7	58	47	-	1,573	1,509	-4.1
Red River	2	28	-	0	13	-	0	12	-	4	105	-
Richland	43	61	-	100	75	-25.0	17	16	-	229	221	-3.5
Sabine	10	41	-	58	59	1.7	4	4	-	92	160	73.9
St. Bernard	106	101	-4.7	281	266	-5.3	23	31	-	544	547	0.6
St. Charles	75	69	-8.0	77	85	10.4	18	9	-	317	308	-2.8
St. Helena	15	10	-	11	9	-	4	2	-	69	54	-21.7
St. James	34	31	-	19	49	-	2	4	-	119	154	29.4
St. John	63	44	-	102	127	24.5	17	3	-	255	282	10.6
St. Landry	181	88	-51.4	447	301	-32.7	16	38	-	835	668	-20.0
St. Martin	21	65	-	37	84	-	4	8	-	117	276	135.9
St. Mary	176	175	-0.6	379	432	14.0	52	59	13.5	878	957	9.0
St. Tammany	239	284	18.8	536	386	-28.0	17	40	-	1,046	945	-9.7
Tangipahoa	196	216	10.2	405	351	-13.3	25	45	-	854	784	-8.2
Tensas	17	22	-	23	41	-	0	2	-	56	86	53.6
Terrebonne	132	151	14.4	205	178	-13.2	10	11	-	453	460	1.5
Union	44	97	-	26	30	-	9	5	-	155	228	47.1
Vermilion	66	69	4.5	70	108	54.3	13	5	-	210	259	23.3
Vernon	98	115	17.3	223	294	31.8	3	7	-	485	678	39.8
Washington	177	89	-49.7	239	170	-28.9	21	25	-	597	431	-27.8
Webster	63	127	101.6	202	228	12.9	9	4	-	369	453	22.8
West Baton Rouge	36	32	-	104	114	9.6	6	19	-	238	282	18.5
West Carroll	21	28	-	23	46	-	0	1	-	65	92	41.5
West Feliciana	16	10	-	18	11	-	2	3	-	57	36	-
Winn	28	42	-	60	70	16.7	4	4	-	184	192	4.3

¹Percent changes (% Δ) were not computed for those instances where the units of comparison were less than 50.

Source: Louisiana Criminal Justice Information System Division

TABLE 6
COMPARISON OF LOUISIANA'S NON-INDEX CRIME
ARRESTS BY PARISH, 1977-1978¹

	Narcotic Drug Law Violations			DWI			Curfew/Loitering Violations			Runaways			All Other Offenses		
	Arrests			Arrests			Arrests			Arrests			Arrests		
	1977	1978	% Δ	1977	1978	% Δ	1977	1978	% Δ	1977	1978	% Δ	1977	1978	% Δ
Louisiana	11,983	9,827	-18.0	21,119	19,761	-6.4	1,002	1,223	22.1	3,047	2,568	-15.7	106,524	109,746	3.0
Acadia	52	44	-	82	71	-13.4	74	86	16.2	56	64	14.3	1,106	1,447	30.8
Allen	8	11	-	57	52	-8.8	0	0	-	0	0	-	111	126	13.5
Ascension	202	225	11.4	476	370	-22.3	8	6	-	54	30	-	1,507	1,595	5.8
Assumption	18	25	-	80	0	-	0	0	-	12	1	-	403	45	-
Avoyelles	44	60	-	49	59	-	3	0	-	4	28	-	1,063	918	-13.6
Beauregard	34	14	-	86	91	5.8	0	12	-	3	7	-	502	549	9.4
Bienville	25	28	-	63	65	3.2	2	0	-	40	17	-	267	268	0.4
Bossier	147	121	-17.7	999	1,033	3.4	19	25	-	90	82	-8.9	1,902	1,770	-6.9
Caddo	494	448	-9.3	917	1,147	25.1	3	2	-	36	40	-	5,593	5,286	-5.5
Calcasieu	239	184	-23.0	725	591	-18.5	71	211	197.2	76	29	-	3,074	2,975	-3.2
Caldwell	18	54	-	54	65	20.4	0	0	-	10	17	-	303	275	-9.2
Cameron	3	20	-	0	0	-	0	0	-	0	0	-	94	79	-16.0
Catahoula	134	105	-21.6	111	49	-	1	0	-	8	2	-	418	385	-7.9
Claiborne	10	3	-	92	63	-31.5	0	0	-	6	3	-	425	355	-16.5
Concordia	73	92	26.0	359	255	-29.0	11	2	-	2	1	-	618	534	-13.6
DeSoto	16	30	-	150	116	-22.7	0	0	-	3	12	-	348	385	10.6
East Baton Rouge	1,193	1,005	-15.8	2,095	1,892	-9.7	0	3	-	35	29	-	9,652	9,035	-6.4
East Carroll	2	2	-	37	2	-	0	0	-	0	1	-	237	233	-1.7
East Feliciana	30	19	-	42	80	-	0	0	-	1	0	-	421	229	-45.6
Evangeline	60	53	-11.7	404	247	-38.9	1	3	-	6	17	-	884	891	.8
Franklin	21	28	-	115	106	-7.8	0	0	-	4	7	-	502	557	11.0
Grant	32	22	-	60	40	-	1	0	-	15	3	-	280	200	-28.6
Iberia	54	50	-7.4	44	32	-	6	1	-	55	27	-	373	422	13.1
Iberville	120	115	-4.2	141	127	-9.9	4	0	-	34	5	-	663	530	-20.1
Jackson	14	30	-	60	121	101.7	0	0	-	0	1	-	211	215	1.9
Jefferson	1,639	1,080	-34.1	2,000	1,950	-2.5	490	443	-9.6	424	367	-13.4	8,152	9,376	15.0
Jefferson Davis	29	27	-	75	156	108.0	8	6	-	18	4	-	161	184	14.3
Lafayette	341	247	-27.6	1,202	716	-40.4	2	0	-	265	211	-20.4	1,446	1,593	10.2
Lafourche	245	195	-20.4	212	136	-35.8	4	3	-	49	63	-	1,656	1,359	-17.9
LaSalle	55	13	-	80	55	-31.3	0	0	-	0	0	-	79	189	139.2
Lincoln	31	38	-	159	210	32.1	0	0	-	14	0	-	727	1,217	67.4
Livingston	82	89	8.5	272	266	-2.2	1	9	-	30	15	-	1,041	1,185	13.8
Madison	21	21	-	128	73	-43.0	0	3	-	6	0	-	551	643	16.7
Morehouse	90	68	-24.4	226	209	-7.5	0	0	-	20	0	-	815	679	-16.7
Natchitoches	88	38	-	81	122	50.6	0	0	-	0	9	-	808	1,034	28.0
Orleans	2,753	2,232	-18.9	1,871	1,815	3.0	11	31	-	351	394	12.3	31,542	32,868	4.2

34

TABLE 6 (CONTINUED)

	Narcotic Drug Law Violations			DWI			Curfew/Loitering Violations			Runaways			All Other Offenses		
	Arrests			Arrests			Arrests			Arrests			Arrests		
	1977	1978	% Δ	1977	1978	% Δ	1977	1978	% Δ	1977	1978	% Δ	1977	1978	% Δ
Ouachita	410	396	-3.4	1,097	1,018	-7.2	5	0	-	215	174	-19.1	6,161	6,213	.8
Plaquemines	164	139	-15.2	281	212	-24.6	5	19	-	31	20	-	438	494	12.8
Pointe Coupee	10	5	-	38	23	-	0	0	-	2	1	-	162	181	11.7
Rapides	733	507	-30.8	366	343	-6.3	4	2	-	245	139	-43.3	3,407	3,240	-4.9
Red River	0	1	-	3	47	-	0	0	-	0	0	-	3	86	-
Richland	38	44	-	53	111	109.4	1	1	-	6	12	-	510	514	.8
Sabine	27	23	-	88	88	0.0	0	0	-	0	5	-	285	219	-23.2
St. Bernard	192	175	-8.9	455	337	-25.9	0	0	-	30	23	-	829	940	13.4
St. Charles	204	92	-54.9	329	482	46.5	34	59	-	40	18	-	846	803	-5.1
St. Helena	3	4	-	37	22	-	0	0	-	0	0	-	87	99	13.8
St. James	52	43	-	44	66	-	3	0	-	4	15	-	264	360	36.4
St. John	60	59	-1.7	157	165	5.1	24	5	-	25	46	-	589	491	-16.6
St. Landry	220	181	-17.7	1,105	1,027	-7.1	38	80	-	50	21	-	2,264	2,406	6.3
St. Martin	23	63	-	87	71	-18.4	0	0	-	4	3	-	279	317	13.6
St. Mary	243	295	21.4	343	366	6.7	36	37	-	110	48	-	2,503	2,783	11.2
St. Tammany	231	210	-9.1	392	481	22.7	27	64	-	189	182	-3.7	1,154	1,748	51.5
Tangipahoa	151	127	-15.9	506	323	-36.2	6	5	-	36	36	-	1,216	1,272	4.6
Tensas	2	5	-	52	39	-	0	0	-	0	0	-	83	85	2.4
Terrebonne	144	108	-25.0	504	490	-2.8	63	70	11.1	79	105	32.9	1,402	1,991	42.0
Union	7	21	-	49	42	-	0	0	-	6	7	-	191	328	71.7
Vermilion	39	27	-	66	77	16.7	15	27	-	61	48	-	420	563	34.0
Vernon	265	204	-23.0	865	1,037	19.9	1	0	-	71	60	15.5	1,724	1,775	3.0
Washington	157	77	-51.0	81	71	12.3	0	0	-	16	7	-	1,613	1,082	-33.0
Webster	60	60	0.0	98	79	-19.4	7	8	-	21	23	-	711	640	-10.0
West Baton Rouge	50	48	-	202	121	-40.1	3	0	-	43	50	-	621	557	-10.3
West Carroll	30	35	-	71	74	4.2	0	0	-	8	3	-	299	374	25.1
West Feliciana	28	14	-	88	107	21.6	0	0	-	1	0	-	153	130	-15.0
Winn	23	28	-	58	60	3.4	0	0	-	27	36	-	375	424	13.1

1 Percent changes (%Δ) were not computed for those instances where the units of comparison were less than 50.

SOURCE: Louisiana Criminal Justice Information System Division.

35

TABLE 7

ARRESTS BY STANDARD METROPOLITAN STATISTICAL AREAS (SMSA)
AND THE STATE, 1977 - 1978

	Population			Juvenile Arrests			Adult Arrests			Total Arrests		
	1977	1978	%Δ	1977	1978	% Δ	1977	1978	%Δ	1977	1978	% Δ
Alexandria SMSA												
Grant	14,864	15,151	1.9	87	71	-18.4	417	282	-32.4	504	353	-30.0
Rapides	124,846	124,917	0.1	1,423	1,055	-25.9	4,905	4,685	-4.5	6,328	5,740	-9.3
Total	139,710	140,068	0.3	1,510	1,126	-25.4	5,322	4,967	-6.7	6,832	6,093	-10.8
Baton Rouge SMSA												
Ascension	42,927	44,363	3.3	493	376	-23.7	2,428	2,382	-1.9	2,921	2,758	-5.6
East Baton Rouge	326,314	332,262	1.8	4,031	3,330	-17.4	15,104	14,488	-4.1	19,135	17,818	-6.9
Livingston	48,001	49,931	4.0	220	219	-0.5	1,775	1,853	4.4	1,995	2,072	3.9
West Baton Rouge	17,950	18,090	0.8	256	237	-7.4	901	821	-8.9	1,157	1,058	-8.6
Total	435,192	444,646	2.2	5,000	4,162	-16.8	20,208	19,544	-3.3	25,208	23,706	-6.0
Lafayette SMSA												
Lafayette	132,455	134,166	1.3	1,176	985	-16.2	3,267	3,149	-3.6	4,443	4,134	-7.0
Lake Charles SMSA												
Calcasieu	155,796	157,730	1.2	828	1,003	21.1	4,863	4,462	-8.2	5,691	5,465	-4.0
Monroe SMSA												
Ouachita	129,426	130,703	1.0	2,357	1,955	-17.1	7,897	7,968	0.9	10,254	9,923	-3.2
Orleans SMSA												
Jefferson	424,680	427,019	0.6	3,827	4,004	4.6	13,720	14,830	8.1	17,547	18,834	7.3
Orleans	561,187	585,814	4.4	6,833	6,793	-0.6	42,404	42,494	0.2	49,237	49,287	0.1
St. Bernard	60,628	62,261	2.7	226	184	-18.6	1,824	1,838	0.8	2,050	2,022	-1.4
St. Tammany	86,613	92,585	6.9	629	840	33.5	2,410	2,790	15.8	3,039	3,630	19.4
Total	1,133,108	1,167,679	3.1	11,515	11,821	2.7	60,358	61,952	2.6	71,873	73,773	2.6

TABLE 7 (CONTINUED)

	Population			Juvenile Arrests			Adult Arrests			Total Arrests		
	1977	1978	%Δ	1977	1978	%Δ	1977	1978	%Δ	1977	1978	%Δ
Shreveport SMSA												
Bossier	72,533	71,716	-1.1	433	430	-0.7	3,502	3,431	-2.0	3,935	3,861	-1.9
Caddo	243,097	242,406	-0.3	1,593	1,281	-19.6	8,597	8,603	0.1	10,190	9,884	-3.0
Webster	40,829	42,068	3.0	265	247	-6.8	1,001	1,016	1.5	1,266	1,263	-0.2
Total	356,459	356,190	-0.1	2,291	1,958	-14.5	13,100	13,050	-0.4	15,391	15,008	-2.5
SMSA Total	2,482,146	2,531,182	2.0	24,677	23,010	-6.8	115,015	115,092	0.1	139,692	138,102	-1.1
Non SMSA Total	1,439,188	1,461,546	1.6	6,597	6,134	-7.0	46,898	48,490	3.4	53,495	54,624	2.1
State Total	3,921,334	3,992,728	1.8	31,274	29,144	-6.8	161,913	163,582	1.0	193,187	192,726	-0.2

Sources: Louisiana Criminal Justice Information System Division
Louisiana Technical University, The Louisiana Economy

TABLE 8
COMPARISON OF LOUISIANA'S ADULT ARRESTS BY SEX,
1977 - 1978¹

Classification of Offenses	Male			Female		
	1977	1978	% Δ	1977	1978	% Δ
<u>Index Crimes</u>						
Criminal Homicide - - - - -	492	464	-5.7	94	75	-20.2
Forcible Rape - - - - -	640	609	-4.8	9	11	-
Robbery - - - - -	1,735	1,806	4.1	118	121	2.5
Aggravated Assault - - - - -	6,018	6,840	13.7	1,075	1,311	22.0
Burglary-Breaking/Entering - -	5,847	5,876	0.5	251	324	29.1
Larceny-Theft - - - - -	11,146	11,526	3.4	6,186	6,109	-1.2
Motor Vehicle Theft - - - - -	1,120	943	-15.8	68	59	-13.2
TOTAL Index Crimes - - - - -	26,998	28,064	3.9	7,801	8,010	2.7
<u>Other Crimes</u>						
Manslaughter - - - - -	126	56	-55.6	12	10	-
Other Assaults - - - - -	10,533	11,269	7.0	1,648	1,684	2.2
Arson - - - - -	264	178	-32.6	19	29	-
Forgery & Counterfeiting - - -	1,063	1,261	18.6	440	479	8.9
Fraud - - - - -	2,594	3,109	19.9	2,037	2,774	36.2
Embezzlement - - - - -	89	27	-	25	20	-
Stolen Property; Buying, Receiving, Possessing - - - -	1,848	1,818	-1.6	412	423	2.7
Vandalism - - - - -	1,591	2,017	26.8	224	297	32.6
Weapons; Carrying, Possessing, etc. - - - - -	3,057	3,073	0.5	374	370	-1.1
Prostitution & Commercial Vice	201	109	-45.8	457	463	1.3
Sex Offenses - - - - -	561	518	-7.7	17	38	-
Narcotic Drug Laws - - - - -	9,363	7,575	-19.1	1,380	1,275	-7.6
Gambling - - - - -	1,037	594	-42.7	46	29	-
Offenses Against the Family & Children - - - - -	2,084	1,789	-14.2	216	191	-11.6
DWI - - - - -	19,642	18,342	-6.6	1,337	1,296	-3.1
Liquor Laws - - - - -	728	495	-32.0	279	232	-16.8
Drunkenness - - - - -	18,249	18,260	0.1	1,217	1,157	-4.9
Disorderly Conduct - - - - -	10,778	11,713	8.7	2,077	2,059	-0.9
Vagrancy - - - - -	211	166	-21.3	56	33	-
All Other Offenses (except traffic) - - - - -	26,292	27,444	4.4	4,255	4,709	10.7
TOTAL Other Crimes - - - - -	110,311	109,813	-0.5	16,528	17,568	6.3
Suspicion - - - - -	158	52	-67.1	18	11	-
Curfew & Loitering Law Violations - - - - -	61	37	-	10	4	-
Run-aways - - - - -	12	9	-	16	14	-
PARISH TOTALS	137,540	137,975	0.3	24,373	25,607	5.1

¹ Percent changes (% Δ) were not computed for those instances where the units of comparison were less than 50.

Source: Louisiana Criminal Justice Information System Division

TABLE 9
COMPARISON OF LOUISIANA'S JUVENILE ARRESTS BY SEX,
1977 - 1978¹

Classification of Offenses	Male			Female		
	1977	1978	% Δ	1977	1978	% Δ
<u>Index Crimes</u>						
Criminal Homicide - - - - -	35	25	-	8	1	-
Forcible Rape - - - - -	76	61	-19.7	3	2	-
Robbery - - - - -	535	501	-6.4	26	25	-
Aggravated Assault - - - - -	708	711	0.4	136	169	24.3
Burglary-Breaking/Entering - -	3,851	3,518	-8.6	185	215	16.2
Larceny-Theft - - - - -	6,039	5,658	-6.3	2,351	2,017	-14.2
Motor Vehicle Theft - - - - -	711	570	-19.8	49	54	-
TOTAL Index Crimes - - - - -	11,955	11,044	-7.6	2,758	2,483	-10.0
<u>Other Crimes</u>						
Manslaughter - - - - -	4	7	-	2	0	-
Other Assaults - - - - -	1,025	1,097	7.0	298	306	2.7
Arson - - - - -	106	105	-0.9	9	4	-
Forgery & Counterfeiting - - -	83	66	-20.5	31	36	-
Fraud - - - - -	15	14	-	12	12	-
Embezzlement - - - - -	0	1	-	0	0	-
Stolen Property; Buying, Receiving, Possessing - - - -	421	407	-3.3	40	36	-
Vandalism - - - - -	1,396	1,474	5.6	101	177	75.2
Weapons; Carrying, Possessing, etc. - - - - -	333	318	-4.5	22	18	-
Prostitution & Commercial Vice	2	2	-	21	18	-
Sex Offenses - - - - -	105	89	-15.2	25	38	-
Narcotic Drug Laws - - - - -	961	811	-15.6	279	166	-40.5
Gambling - - - - -	14	1	-	2	0	-
Offenses Against the Family & Children - - - - -	28	20	-	17	7	-
DWI - - - - -	135	108	-20.0	5	15	-
Liquor Laws - - - - -	107	84	-21.5	95	61	-35.8
Drunkness - - - - -	199	219	10.1	53	46	-
Disorderly Conduct - - - - -	1,360	1,388	2.1	516	505	-2.1
Vagrancy - - - - -	12	14	-	12	9	-
All Other Offenses (except traffic) - - - - -	3,308	3,151	-4.7	1,301	1,008	-22.5
TOTAL Other Crimes - - - - -	9,614	9,376	-2.5	2,841	2,462	-13.3
Suspicion - - - - -	131	38	-	25	14	-
Curfew & Loitering Law Violations - - - - -	684	859	25.6	247	323	30.8
Run-aways - - - - -	1,305	1,104	-15.4	1,714	1,441	-15.9
PARISH TOTALS	23,689	22,421	-5.4	7,585	6,723	-11.4

¹ Percent changes (% Δ) were not computed for those instances where the units of comparison were less than 50.

Source: Louisiana Criminal Justice Information System Division

TABLE 10

1978 ARRESTS FOR ACADIA PARISH BY AGE AND SEX

Classification of Offenses	Juvenile			Adult			Total
	M	F	Total	M	F	Total	
<u>Index Crimes</u>							
Criminal Homicide - - - - -	0	0	0	3	0	3	3
Forcible Rape - - - - -	0	0	0	4	0	4	4
Robbery - - - - -	5	1	6	6	0	6	12
Aggravated Assault - - - - -	14	0	14	68	7	75	89
Burglary - Breaking/ Entering - - - - -	57	1	58	71	2	73	131
Larceny - Theft - - - - -	63	14	77	122	38	160	237
Motor Vehicle Theft - - - - -	15	2	17	18	1	19	36
TOTAL Index Crimes - - - - -	154	18	172	292	48	340	512
<u>Other Crimes</u>							
Manslaughter - - - - -	0	0	0	0	0	0	0
Other Assaults - - - - -	7	5	12	103	14	117	129
Arson - - - - -	0	0	0	3	0	3	3
Forgery & Counterfeiting - - - - -	2	0	2	5	0	5	7
Fraud - - - - -	0	0	0	0	0	0	0
Embezzlement - - - - -	0	0	0	0	0	0	0
Stolen Property; Buying, Receiving, Possessing - - - - -	10	0	10	7	0	7	17
Vandalism - - - - -	5	2	7	71	4	75	82
Weapons; Carrying, Possessing, etc. - - - - -	0	1	1	27	2	29	30
Prostitution and Commercial Vice - - - - -	0	0	0	0	0	0	0
Sex Offenses - - - - -	0	0	0	1	0	1	1
Narcotic Drug Laws - - - - -	12	3	15	27	2	29	44
Gambling - - - - -	0	0	0	0	0	0	0
Offenses Against the Family & Children - - - - -	1	1	2	40	3	43	45
DWI - - - - -	0	0	0	65	6	71	71
Liquor Laws - - - - -	0	0	0	2	1	3	3
Drunkenness - - - - -	4	2	6	132	9	141	147
Disorderly Conduct - - - - -	32	4	36	209	22	231	267
Vagrancy - - - - -	0	0	0	6	1	7	7
All Other Offenses (except traffic) - - - - -	46	11	57	573	72	645	702
TOTAL Other Crimes - - - - -	119	29	148	1,271	136	1,407	1,555
Suspicion - - - - -	0	0	0	6	1	7	7
Curfew & Loitering Law Violations - - - - -	69	13	82	4	0	4	86
Run-Aways - - - - -	39	24	63	0	1	1	64
PARISH TOTALS	381	84	465	1,573	186	1,759	2,224

Source: Louisiana Criminal Justice Information System Division

TABLE 11

1978 ARRESTS FOR ALLEN PARISH BY AGE AND SEX

Classification of Offenses	Juvenile			Adult			Total
	M	F	Total	M	F	Total	
<u>Index Crimes</u>							
Criminal Homicide - - - - -	0	0	0	0	0	0	0
Forcible Rape - - - - -	1	0	1	2	0	2	3
Robbery - - - - -	0	0	0	9	0	9	9
Aggravated Assault - - - - -	0	0	0	6	1	7	7
Burglary - Breaking/ Entering - - - - -	3	0	3	32	0	32	35
Larceny - Theft - - - - -	6	0	6	43	2	45	51
Motor Vehicle Theft - - - - -	1	0	1	1	0	1	2
TOTAL Index Crimes - - - - -	11	0	11	93	3	96	107
<u>Other Crimes</u>							
Manslaughter - - - - -	0	0	0	0	0	0	0
Other Assaults - - - - -	1	0	1	3	0	3	4
Arson - - - - -	0	0	0	0	0	0	0
Forgery & Counterfeiting - - - - -	0	0	0	1	0	1	1
Fraud - - - - -	0	0	0	0	0	0	0
Embezzlement - - - - -	0	0	0	0	0	0	0
Stolen Property; Buying, Receiving, Possessing - - - - -	0	0	0	0	0	0	0
Vandalism - - - - -	0	0	0	0	0	0	0
Weapons; Carrying, Possessing, etc. - - - - -	0	0	0	1	1	2	2
Prostitution & Commercial Vice - - - - -	0	0	0	0	0	0	0
Sex Offenses - - - - -	0	0	0	0	0	0	0
Narcotic Drug Laws - - - - -	0	0	0	9	2	11	11
Gambling - - - - -	0	0	0	0	0	0	0
Offenses Against the Family & Children - - - - -	0	0	0	6	1	7	7
DWI - - - - -	0	0	0	48	4	52	52
Liquor Laws - - - - -	0	0	0	3	2	5	5
Drunkenness - - - - -	0	0	0	46	1	47	47
Disorderly Conduct - - - - -	1	0	1	34	5	39	40
Vagrancy - - - - -	0	0	0	0	0	0	0
All Other Offenses (except traffic) - - - - -	0	0	0	16	4	20	20
TOTAL Other Crimes - - - - -	2	0	2	167	20	187	189
Suspicion - - - - -	0	0	0	0	0	0	0
Curfew & Loitering Law Violations - - - - -	0	0	0	0	0	0	0
Run-Aways - - - - -	0	0	0	0	0	0	0
PARISH TOTALS	13	0	13	260	23	283	296

Source: Louisiana Criminal Justice Information System Division

TABLE 12

1978 ARRESTS FOR ASCENSION PARISH BY AGE AND SEX

Classification of Offenses	Juvenile			Adult			Total
	M	F	Total	M	F	Total	
<u>Index Crimes</u>							
Criminal Homicide - - - - -	0	0	0	3	0	3	3
Forcible Rape - - - - -	1	0	1	6	0	6	7
Robbery - - - - -	5	0	5	12	0	12	17
Aggravated Assault - - - - -	1	0	1	87	34	121	122
Burglary - Breaking/ Entering - - - - -	25	2	27	96	4	100	127
Larceny - Theft - - - - -	54	6	60	144	37	181	241
Motor Vehicle Theft - - - - -	3	1	4	10	1	11	15
TOTAL Index Crimes - - - - -	89	9	98	358	76	434	532
<u>Other Crimes</u>							
Manslaughter - - - - -	0	0	0	0	0	0	0
Other Assaults - - - - -	3	2	5	165	34	199	204
Arson - - - - -	0	0	0	0	0	0	0
Forgery & Counterfeiting - - - - -	3	0	3	16	0	16	19
Fraud - - - - -	0	0	0	14	3	17	17
Embezzlement - - - - -	0	0	0	1	1	2	2
Stolen Property; Buying, Receiving, Possessing - - - - -	1	0	1	17	1	18	19
Vandalism - - - - -	13	0	13	2	0	2	15
Weapons; Carrying, Possessing, etc. - - - - -	1	0	1	19	2	21	22
Prostitution and Commercial Vice - - - - -	0	0	0	0	0	0	0
Sex Offenses - - - - -	0	0	0	6	0	6	6
Narcotic Drug Laws - - - - -	27	4	31	177	17	194	225
Gambling - - - - -	0	0	0	0	5	5	5
Offenses Against the Family & Children - - - - -	1	0	1	30	0	30	31
DWI - - - - -	1	0	1	349	20	369	370
Liquor Laws - - - - -	0	0	0	2	0	2	2
Drunkenness - - - - -	2	1	3	73	10	83	86
Disorderly Conduct - - - - -	33	44	77	246	55	301	378
Vagrancy - - - - -	0	0	0	4	0	4	4
All Other Offenses (except traffic) - - - - -	81	26	107	570	108	678	785
TOTAL Other Crimes - - - - -	166	77	243	1,691	256	1,947	2,190
Suspicion - - - - -	0	0	0	0	0	0	0
Curfew & Loitering Law Violations - - - - -	5	1	6	0	0	0	6
Run-Aways - - - - -	19	10	29	0	1	1	30
PARISH TOTALS	279	97	376	2,049	333	2,382	2,758

Source: Louisiana Criminal Justice Information System Division

TABLE 13

1978 ARRESTS FOR ASSUMPTION PARISH BY AGE AND SEX

Classification of Offenses	Juvenile			Adult			Total
	M	F	Total	M	F	Total	
<u>Index Crimes</u>							
Criminal Homicide - - - - -	0	0	0	0	0	0	0
Forcible Rape - - - - -	0	0	0	3	0	3	3
Robbery - - - - -	0	0	0	4	0	4	4
Aggravated Assault - - - - -	1	0	1	18	3	21	22
Burglary - Breaking/ Entering - - - - -	7	0	7	19	0	19	26
Larceny - Theft - - - - -	9	0	0	16	1	17	26
Motor Vehicle Theft - - - - -	5	0	5	2	0	2	7
TOTAL Index Crimes - - - - -	22	0	22	62	4	66	88
<u>Other Crimes</u>							
Manslaughter - - - - -	0	0	0	0	0	0	0
Other Assaults - - - - -	0	0	0	9	3	12	12
Arson - - - - -	0	0	0	2	0	2	2
Forgery & Counterfeiting - - - - -	0	0	0	1	2	3	3
Fraud - - - - -	0	0	0	1	1	2	2
Embezzlement - - - - -	0	0	0	0	0	0	0
Stolen Property; Buying, Receiving, Possessing - - - - -	0	0	0	5	0	5	5
Vandalism - - - - -	8	0	8	0	0	0	8
Weapons; Carrying, Possessing, etc. - - - - -	0	0	0	2	0	2	2
Prostitution & Commercial Vice - - - - -	0	0	0	0	0	0	0
Sex Offenses - - - - -	0	0	0	0	0	0	0
Narcotic Drug Laws - - - - -	5	0	5	20	0	20	25
Gambling - - - - -	0	0	0	0	0	0	0
Offenses Against the Family & Children - - - - -	1	0	1	0	0	0	1
DWI - - - - -	0	0	0	0	0	0	0
Liquor Laws - - - - -	0	0	0	0	0	0	0
Drunkenness - - - - -	0	0	0	0	0	0	0
Disorderly Conduct - - - - -	8	2	10	0	0	0	10
Vagrancy - - - - -	0	0	0	0	0	0	0
All Other Offenses (except traffic) - - - - -	0	0	0	0	0	0	0
TOTAL Other Crimes - - - - -	22	2	24	40	6	46	70
Suspicion - - - - -	0	0	0	0	0	0	0
Curfew & Loitering Law Violations - - - - -	0	0	0	0	0	0	0
Run-Aways - - - - -	0	0	0	0	0	0	0
PARISH TOTALS	45	2	47	102	10	112	159

Source: Louisiana Criminal Justice Information System Division

TABLE 14

1978 ARRESTS FOR AVOYELLES PARISH BY AGE AND SEX

Classification of Offenses	Juvenile			Adult			Total
	M	F	Total	M	F	Total	
<u>Index Crimes</u>							
Criminal Homicide - - - - -	0	0	0	6	0	6	6
Forcible Rape - - - - -	1	0	1	4	0	4	5
Robbery - - - - -	0	0	0	3	0	3	3
Aggravated Assault - - - - -	8	0	8	101	17	118	126
Burglary - Breaking/ Entering - - - - -	11	0	11	74	5	79	90
Larceny - Theft - - - - -	14	6	20	91	33	124	144
Motor Vehicle Theft - - - - -	1	0	1	7	1	8	9
TOTAL Index Crimes - - - - -	35	6	41	286	56	342	383
<u>Other Crimes</u>							
Manslaughter - - - - -	0	0	0	0	0	0	0
Other Assaults - - - - -	16	5	21	166	50	216	237
Arson - - - - -	4	0	4	2	1	3	7
Forgery & Counterfeiting - - - - -	0	0	0	7	6	13	13
Fraud - - - - -	1	0	1	42	30	72	73
Embezzlement - - - - -	0	0	0	0	0	0	0
Stolen Property; Buying, Receiving, Possessing - - - - -	1	0	1	11	1	12	13
Vandalism - - - - -	29	1	30	24	2	26	56
Weapons; Carrying, Possessing, etc. - - - - -	1	0	1	10	1	11	12
Prostitution and Commercial Vice - - - - -	0	0	0	1	0	1	1
Sex Offenses - - - - -	0	0	0	7	0	7	7
Narcotic Drug Laws - - - - -	5	1	6	47	7	54	60
Gambling - - - - -	0	0	0	0	0	0	0
Offenses Against the Family & Children - - - - -	0	0	0	77	3	80	80
DWI - - - - -	1	0	1	54	4	58	59
Liquor Laws - - - - -	0	0	0	0	0	0	0
Drunkenness - - - - -	0	0	0	28	7	35	35
Disorderly Conduct - - - - -	27	9	36	163	33	196	232
Vagrancy - - - - -	0	0	0	0	0	0	0
All Other Offenses (except traffic) - - - - -	16	8	24	108	20	128	152
TOTAL Other Crimes - - - - -	101	24	125	747	165	912	1,037
Suspicion - - - - -	0	0	0	0	0	0	0
Curfew & Loitering Law Violations - - - - -	0	0	0	0	0	0	0
Run-Aways - - - - -	12	13	25	1	2	3	28
PARISH TOTALS	148	43	191	1,034	223	1,257	1,448

Source: Louisiana Criminal Justice Information System Division

TABLE 15

1978 ARRESTS FOR BEAUREGARD PARISH BY AGE AND SEX

Classification of Offenses	Juvenile			Adult			Total
	M	F	Total	M	F	Total	
<u>Index Crimes</u>							
Criminal Homicide - - - - -	0	0	0	2	0	2	2
Forcible Rape - - - - -	0	0	0	4	0	4	4
Robbery - - - - -	1	0	1	6	1	7	8
Aggravated Assault - - - - -	1	0	1	39	6	45	46
Burglary - Breaking/ Entering - - - - -	3	0	3	23	0	23	26
Larceny - Theft - - - - -	10	4	14	53	24	77	91
Motor Vehicle Theft - - - - -	2	1	3	13	1	14	17
TOTAL Index Crimes - - - - -	17	5	22	140	32	172	194
<u>Other Crimes</u>							
Manslaughter - - - - -	0	0	0	1	0	1	1
Other Assaults - - - - -	3	0	3	74	9	83	86
Arson - - - - -	0	0	0	1	0	1	1
Forgery & Counterfeiting - - - - -	0	1	1	7	5	12	13
Fraud - - - - -	0	2	2	93	90	183	185
Embezzlement - - - - -	0	0	0	0	0	0	0
Stolen Property; Buying, Receiving, Possessing - - - - -	0	0	0	1	0	1	1
Vandalism - - - - -	6	0	6	22	2	24	30
Weapons; Carrying, Possessing, etc. - - - - -	2	0	2	2	1	3	5
Prostitution & Commercial Vice - - - - -	0	0	0	0	0	0	0
Sex Offenses - - - - -	0	0	0	4	0	4	4
Narcotic Drug Laws - - - - -	0	0	0	14	0	14	14
Gambling - - - - -	0	0	0	0	0	0	0
Offenses Against the Family & Children - - - - -	0	0	0	23	0	23	23
DWI - - - - -	1	0	1	85	5	90	91
Liquor Laws - - - - -	0	0	0	3	3	6	6
Drunkenness - - - - -	0	0	0	58	5	63	63
Disorderly Conduct - - - - -	1	3	4	50	11	61	65
Vagrancy - - - - -	0	0	0	1	4	5	5
All Other Offenses (except traffic) - - - - -	10	0	10	44	7	51	61
TOTAL Other Crimes - - - - -	23	6	29	483	142	625	654
Suspicion - - - - -	0	0	0	0	0	0	0
Curfew & Loitering Law Violations - - - - -	12	0	12	0	0	0	12
Run-Aways - - - - -	0	7	7	0	0	0	7
PARISH TOTALS	52	18	70	623	174	797	867

Source: Louisiana Criminal Justice Information System Division

TABLE 16

1978 ARRESTS FOR BIENVILLE PARISH BY AGE AND SEX

Classification of Offenses	Juvenile			Adult			Total
	M	F	Total	M	F	Total	
<u>Index Crimes</u>							
Criminal Homicide - - - - -	0	0	0	2	0	2	2
Forcible Rape - - - - -	0	0	0	0	0	0	0
Robbery - - - - -	1	0	1	0	0	0	1
Aggravated Assault - - - - -	0	0	0	24	7	31	31
Burglary - Breaking/ Entering - - - - -	4	0	4	18	3	21	25
Larceny - Theft - - - - -	11	1	12	45	15	60	72
Motor Vehicle Theft - - - - -	4	1	5	1	0	1	6
TOTAL Index Crimes - - - - -	20	2	22	90	25	115	137
<u>Other Crimes</u>							
Manslaughter - - - - -	0	0	0	0	0	0	0
Other Assaults - - - - -	5	2	7	16	4	20	27
Arson - - - - -	0	0	0	1	0	1	1
Forgery & Counterfeiting - - - - -	0	0	0	6	0	6	6
Fraud - - - - -	0	0	0	1	0	1	1
Embezzlement - - - - -	0	0	0	0	0	0	0
Stolen Property; Buying, Receiving, Possessing - - - - -	0	0	0	0	0	0	0
Vandalism - - - - -	0	0	0	3	0	3	3
Weapons; Carrying, Possessing, etc. - - - - -	0	0	0	3	0	3	3
Prostitution and Commercial Vice - - - - -	0	0	0	0	0	0	0
Sex Offenses - - - - -	0	0	0	0	0	0	0
Narcotic Drug Laws - - - - -	6	1	7	21	0	21	28
Gambling - - - - -	0	0	0	14	0	14	14
Offenses Against the Family & Children - - - - -	0	0	0	17	0	17	17
DWI - - - - -	0	0	0	65	0	65	65
Liquor Laws - - - - -	0	0	0	1	1	2	2
Drunkenness - - - - -	1	0	1	52	0	52	53
Disorderly Conduct - - - - -	0	3	3	57	7	64	67
Vagrancy - - - - -	1	0	1	0	0	0	1
All Other Offenses (except traffic) - - - - -	6	1	7	65	1	66	73
TOTAL Other Crimes - - - - -	19	7	26	322	13	335	361
Suspicion - - - - -	0	0	0	0	0	0	0
Curfew & Loitering Law Violations - - - - -	0	0	0	0	0	0	0
Run-Aways - - - - -	9	8	17	0	0	0	17
PARISH TOTALS	48	17	65	412	38	450	515

Source: Louisiana Criminal Justice Information System Division.

TABLE 17

1978 ARRESTS FOR BOSSIER PARISH BY AGE AND SEX

Classification of Offenses	Juvenile			Adult			Total
	M	F	Total	M	F	Total	
<u>Index Crimes</u>							
Criminal Homicide - - - - -	0	0	0	9	2	11	11
Forcible Rape - - - - -	2	0	2	11	1	12	14
Robbery - - - - -	3	1	4	25	0	25	29
Aggravated Assault - - - - -	3	1	4	84	20	104	108
Burglary - Breaking/ Entering - - - - -	66	4	70	130	9	139	209
Larceny - Theft - - - - -	91	34	125	195	89	284	409
Motor Vehicle Theft - - - - -	19	5	24	22	4	26	50
TOTAL Index Crimes - - - - -	184	45	229	476	125	601	830
<u>Other Crimes</u>							
Manslaughter - - - - -	0	0	0	1	2	3	3
Other Assaults - - - - -	3	5	8	255	49	304	312
Arson - - - - -	1	0	1	2	2	4	5
Forgery & Counterfeiting - - - - -	0	1	1	24	8	32	33
Fraud - - - - -	0	0	0	147	221	368	368
Embezzlement - - - - -	0	0	0	0	0	0	0
Stolen Property; Buying, Receiving, Possessing - - - - -	0	0	0	6	2	8	8
Vandalism - - - - -	17	4	21	75	17	92	113
Weapons; Carrying, Possessing, etc. - - - - -	2	0	2	24	4	28	30
Prostitution & Commercial Vice - - - - -	0	0	0	2	15	17	17
Sex Offenses - - - - -	2	0	2	15	0	15	17
Narcotic Drug Laws - - - - -	2	1	3	105	13	118	121
Gambling - - - - -	0	0	0	3	1	4	4
Offenses Against the Family & Children - - - - -	0	0	0	1	0	1	1
DWI - - - - -	4	0	4	920	109	1,029	1,033
Liquor Laws - - - - -	3	2	5	32	9	41	46
Drunkenness - - - - -	3	1	4	284	40	324	328
Disorderly Conduct - - - - -	0	1	1	72	14	86	87
Vagrancy - - - - -	0	0	0	0	0	0	0
All Other Offenses (except traffic) - - - - -	30	12	42	288	68	356	398
TOTAL Other Crimes - - - - -	67	27	94	2,256	574	2,830	2,924
Suspicion - - - - -	0	0	0	0	0	0	0
Curfew & Loitering Law Violations - - - - -	17	8	25	0	0	0	25
Run-Aways - - - - -	39	43	82	0	0	0	82
PARISH TOTALS	307	123	430	2,732	699	3,431	3,861

Source: Louisiana Criminal Justice Information System Division

TABLE 18

1978 ARRESTS FOR CADDO PARISH BY AGE AND SEX

Classification of Offenses	Juvenile			Adult			Total
	M	F	Total	M	F	Total	
<u>Index Crimes</u>							
Criminal Homicide - - - - -	2	0	2	35	6	41	43
Forcible Rape - - - - -	0	0	0	35	1	36	36
Robbery - - - - -	10	1	11	82	6	88	99
Aggravated Assault - - - - -	37	7	44	322	49	371	415
Burglary - Breaking/ Entering - - - - -	183	8	191	263	7	270	461
Larceny - Theft - - - - -	400	157	557	773	480	1,253	1,810
Motor Vehicle Theft - - - - -	28	0	28	65	4	69	97
TOTAL Index Crimes - - - - -	660	173	833	1,575	553	2,128	2,961
<u>Other Crimes</u>							
Manslaughter - - - - -	1	0	1	6	0	6	7
Other Assaults - - - - -	38	8	46	374	49	423	469
Arson - - - - -	1	0	1	11	2	13	14
Forgery & Counterfeiting - -	2	2	4	50	31	81	85
Fraud - - - - -	1	1	2	251	375	626	628
Embezzlement - - - - -	0	0	0	2	4	6	6
Stolen Property; Buying, Receiving, Possessing - -	5	0	5	52	10	62	67
Vandalism - - - - -	85	11	96	182	29	211	307
Weapons; Carrying, Possessing, etc. - - - - -	18	1	19	174	38	212	231
Prostitution and Commercial Vice - - - - -	0	0	0	1	19	20	20
Sex Offenses - - - - -	0	0	0	11	0	11	11
Narcotic Drug Laws - - - - -	31	9	40	345	63	408	448
Gambling - - - - -	0	0	0	40	1	41	41
Offenses Against the Family & Children - - - - -	0	0	0	31	1	32	32
DWI - - - - -	3	0	3	1,061	83	1,144	1,147
Liquor Laws - - - - -	0	2	2	77	15	92	94
Drunkenness - - - - -	17	4	21	1,854	116	1,970	1,991
Disorderly Conduct - - - - -	19	9	28	272	50	322	350
Vagrancy - - - - -	0	0	0	3	0	3	3
All Other Offenses (except traffic) - - - - -	109	30	139	673	114	787	926
TOTAL Other Crimes - - - - -	330	77	407	5,470	1,000	6,470	6,877
Suspicion - - - - -	0	1	1	2	1	3	4
Curfew & Loitering Law Violations - - - - -	2	0	2	0	0	0	2
Run-Aways - - - - -	9	29	38	1	1	2	40
PARISH TOTALS	1,001	280	1,281	7,048	1,555	8,603	9,884

Source: Louisiana Criminal Justice Information System Division

TABLE 19

1978 ARRESTS FOR CALCASIEU PARISH BY AGE AND SEX

Classification of Offenses	Juvenile			Adult			Total
	M	F	Total	M	F	Total	
<u>Index Crimes</u>							
Criminal Homicide - - - - -	0	0	0	7	4	11	11
Forcible Rape - - - - -	1	0	1	19	0	19	20
Robbery - - - - -	0	0	0	50	7	57	57
Aggravated Assault - - - - -	12	8	20	143	16	159	179
Burglary - Breaking/ Entering - - - - -	105	8	113	150	10	160	273
Larceny - Theft - - - - -	220	73	293	316	230	546	839
Motor Vehicle Theft - - - - -	17	1	18	71	7	78	96
TOTAL Index Crimes - - - - -	355	90	445	756	274	1,030	1,475
<u>Other Crimes</u>							
Manslaughter - - - - -	0	0	0	4	0	4	4
Other Assaults - - - - -	8	3	11	158	11	169	180
Arson - - - - -	2	1	3	4	1	5	8
Forgery & Counterfeiting - - - - -	0	0	0	20	25	45	45
Fraud - - - - -	0	0	0	140	92	232	232
Embezzlement - - - - -	0	0	0	0	0	0	0
Stolen Property; Buying, Receiving, Possessing - - - - -	18	4	22	39	4	43	65
Vandalism - - - - -	47	3	50	77	4	81	131
Weapons; Carrying, Possessing, etc. - - - - -	3	1	4	61	7	68	72
Prostitution & Commercial Vice - - - - -	0	1	1	0	8	8	9
Sex Offenses - - - - -	1	0	1	33	0	33	34
Narcotic Drug Laws - - - - -	13	0	13	135	36	171	184
Gambling - - - - -	0	0	0	0	0	0	0
Offenses Against the Family & Children - - - - -	0	0	0	36	1	37	37
DWI - - - - -	2	3	5	536	50	586	591
Liquor Laws - - - - -	0	1	1	23	8	31	32
Drunkenness - - - - -	11	4	15	673	46	719	734
Disorderly Conduct - - - - -	68	29	97	587	96	683	780
Vagrancy - - - - -	0	0	0	9	0	9	9
All Other Offenses (except traffic) - - - - -	83	18	101	422	77	499	600
TOTAL Other Crimes - - - - -	256	68	324	2,957	466	3,423	3,747
Suspicion - - - - -	0	0	0	3	0	3	3
Curfew & Loitering Law Violations - - - - -	138	67	205	4	2	6	211
Run-Aways - - - - -	12	17	29	0	0	0	29
PARISH TOTALS	761	242	1,003	3,720	742	4,462	5,465

Source: Louisiana Criminal Justice Information System Division

TABLE 20

1978 ARRESTS FOR CALDWELL PARISH BY AGE AND SEX

Classification of Offenses	Juvenile			Adult			Total
	M	F	Total	M	F	Total	
<u>Index Crimes</u>							
Criminal Homicide - - - - -	0	0	0	0	0	0	0
Forcible Rape - - - - -	0	0	0	0	0	0	0
Robbery - - - - -	1	0	1	0	0	0	1
Aggravated Assault - - - - -	0	0	0	10	4	14	14
Burglary - Breaking/ Entering - - - - -	4	0	4	20	1	21	25
Larceny - Theft - - - - -	1	3	4	25	9	34	38
Motor Vehicle Theft - - - - -	1	0	1	1	0	1	2
TOTAL Index Crimes - - - - -	7	3	10	56	14	70	80
<u>Other Crimes</u>							
Manslaughter - - - - -	0	0	0	0	0	0	0
Other Assaults - - - - -	3	3	6	18	2	20	26
Arson - - - - -	0	0	0	4	0	4	4
Forgery & Counterfeiting - - - - -	1	0	1	11	1	12	13
Fraud - - - - -	0	0	0	1	0	1	1
Embezzlement - - - - -	0	0	0	0	0	0	0
Stolen Property; Buying, Receiving, Possessing - - - - -	0	0	0	3	2	5	5
Vandalism - - - - -	0	0	0	2	0	2	2
Weapons; Carrying, Possessing, etc. - - - - -	0	0	0	1	0	1	1
Prostitution and Commercial Vice - - - - -	0	0	0	0	0	0	0
Sex Offenses - - - - -	0	0	0	0	0	0	0
Narcotic Drug Laws - - - - -	1	1	2	41	11	52	54
Gambling - - - - -	0	0	0	0	0	0	0
Offenses Against the Family & Children - - - - -	0	0	0	1	0	1	1
DWI - - - - -	0	0	0	59	6	65	65
Liquor Laws - - - - -	0	0	0	1	0	1	1
Drunkenness - - - - -	2	0	2	115	1	116	118
Disorderly Conduct - - - - -	0	0	0	0	0	0	0
Vagrancy - - - - -	0	0	0	0	0	0	0
All Other Offenses (except traffic) - - - - -	8	1	9	87	7	94	103
TOTAL Other Crimes - - - - -	15	5	20	344	30	374	394
Suspicion - - - - -	0	0	0	0	0	0	0
Curfew & Loitering Law Violations - - - - -	0	0	0	0	0	0	0
Run-Aways - - - - -	12	4	16	1	0	1	17
PARISH TOTALS	34	12	46	401	44	445	491

Source: Louisiana Criminal Justice Information System Division

TABLE 21

1978 ARRESTS FOR CAMERON PARISH BY AGE AND SEX

Classification of Offenses	Juvenile			Adult			Total
	M	F	Total	M	F	Total	
<u>Index Crimes</u>							
Criminal Homicide - - - - -	0	0	0	0	0	0	0
Forcible Rape - - - - -	0	0	0	0	0	0	0
Robbery - - - - -	0	0	0	0	0	0	0
Aggravated Assault - - - - -	0	0	0	107	3	110	110
Burglary - Breaking/ Entering - - - - -	0	0	0	9	0	9	9
Larceny - Theft - - - - -	0	0	0	29	2	31	31
Motor Vehicle Theft - - - - -	0	0	0	1	0	1	1
TOTAL Index Crimes - - - - -	0	0	0	146	5	151	151
<u>Other Crimes</u>							
Manslaughter - - - - -	0	0	0	0	0	0	0
Other Assaults - - - - -	0	0	0	63	1	64	64
Arson - - - - -	0	0	0	0	0	0	0
Forgery & Counterfeiting - - - - -	0	0	0	2	0	2	2
Fraud - - - - -	0	0	0	0	0	0	0
Embezzlement - - - - -	0	0	0	0	0	0	0
Stolen Property; Buying, Receiving, Possessing - - - - -	0	0	0	0	0	0	0
Vandalism - - - - -	0	0	0	0	0	0	0
Weapons; Carrying, Possessing, etc. - - - - -	0	0	0	1	0	1	1
Prostitution & Commercial Vice - - - - -	0	0	0	0	0	0	0
Sex Offenses - - - - -	0	0	0	0	0	0	0
Narcotic Drug Laws - - - - -	0	0	0	15	5	20	20
Gambling - - - - -	0	0	0	0	0	0	0
Offenses Against the Family & Children - - - - -	0	0	0	0	0	0	0
DWI - - - - -	0	0	0	0	0	0	0
Liquor Laws - - - - -	0	0	0	0	0	0	0
Drunkenness - - - - -	0	0	0	12	0	12	12
Disorderly Conduct - - - - -	0	0	0	0	0	0	0
Vagrancy - - - - -	0	0	0	0	0	0	0
All Other Offenses (except traffic) - - - - -	0	0	0	0	0	0	0
TOTAL Other Crimes - - - - -	0	0	0	93	6	99	99
Suspicion - - - - -	0	0	0	0	0	0	0
Curfew & Loitering Law Violations - - - - -	0	0	0	0	0	0	0
Run-Aways - - - - -	0	0	0	0	0	0	0
PARISH TOTALS	0	0	0	239	11	250	250

Source: Louisiana Criminal Justice Information System Division

TABLE 22

1978 ARRESTS FOR CATAHOULA PARISH BY AGE AND SEX

Classification of Offenses	Juvenile			Adult			Total
	M	F	Total	M	F	Total	
<u>Index Crimes</u>							
Criminal Homicide - - - - -	0	0	0	0	0	0	0
Forcible Rape - - - - -	2	0	2	16	1	17	19
Robbery - - - - -	0	0	0	1	0	1	1
Aggravated Assault - - - - -	1	0	1	24	4	28	29
Burglary - Breaking/ Entering - - - - -	10	0	10	26	0	26	36
Larceny - Theft - - - - -	13	3	16	40	18	58	74
Motor Vehicle Theft - - - - -	0	0	0	4	0	4	4
TOTAL Index Crimes - - - - -	26	3	29	111	23	134	163
<u>Other Crimes</u>							
Manslaughter - - - - -	0	0	0	2	0	2	2
Other Assaults - - - - -	3	0	3	55	6	61	64
Arson - - - - -	0	0	0	1	0	1	1
Forgery & Counterfeiting - - - - -	0	0	0	12	4	16	16
Fraud - - - - -	0	0	0	0	0	0	0
Embezzlement - - - - -	0	0	0	0	0	0	0
Stolen Property; Buying, Receiving, Possessing - - - - -	0	0	0	3	0	3	3
Vandalism - - - - -	0	0	0	15	1	16	16
Weapons; Carrying, Possessing, etc. - - - - -	0	0	0	10	0	10	10
Prostitution and Commercial Vice - - - - -	0	0	0	0	0	0	0
Sex Offenses - - - - -	0	0	0	0	0	0	0
Narcotic Drug Laws - - - - -	3	2	5	83	17	100	105
Gambling - - - - -	0	0	0	0	0	0	0
Offenses Against the Family & Children - - - - -	0	0	0	1	0	1	1
DWI - - - - -	0	0	0	49	0	49	49
Liquor Laws - - - - -	1	0	1	8	2	10	11
Drunkenness - - - - -	2	0	2	25	4	29	31
Disorderly Conduct - - - - -	7	1	8	138	16	154	162
Vagrancy - - - - -	0	0	0	0	0	0	0
All Other Offenses (except traffic) - - - - -	4	1	5	54	9	63	68
TOTAL Other Crimes - - - - -	20	4	24	456	59	515	539
Suspicion - - - - -	0	0	0	0	0	0	0
Curfew & Loitering Law Violations - - - - -	0	0	0	0	0	0	0
Run-Aways - - - - -	1	1	2	0	0	0	2
PARISH TOTALS	47	8	55	567	82	649	704

Source: Louisiana Criminal Justice Information System Division

TABLE 23

1978 ARRESTS FOR CLAIBORNE PARISH BY AGE AND SEX

Classification of Offenses	Juvenile			Adult			Total
	M	F	Total	M	F	Total	
<u>Index Crimes</u>							
Criminal Homicide - - - - -	0	0	0	4	0	4	4
Forcible Rape - - - - -	0	0	0	2	0	2	2
Robbery - - - - -	0	0	0	1	0	1	1
Aggravated Assault - - - - -	1	0	1	19	3	22	23
Burglary - Breaking/ Entering - - - - -	1	1	2	30	3	33	35
Larceny - Theft - - - - -	6	2	8	55	9	64	72
Motor Vehicle Theft - - - - -	0	0	0	4	0	4	4
TOTAL Index Crimes - - - - -	8	3	11	115	15	130	141
<u>Other Crimes</u>							
Manslaughter - - - - -	0	0	0	0	0	0	0
Other Assaults - - - - -	1	1	2	10	0	10	12
Arson - - - - -	1	0	1	0	0	0	1
Forgery & Counterfeiting - - - - -	0	0	0	3	2	5	5
Fraud - - - - -	0	0	0	11	2	13	13
Embezzlement - - - - -	0	0	0	0	0	0	0
Stolen Property; Buying, Receiving, Possessing - - - - -	0	0	0	1	1	2	2
Vandalism - - - - -	0	0	0	0	0	0	0
Weapons; Carrying, Possessing, etc. - - - - -	0	0	0	2	0	2	2
Prostitution & Commercial Vice - - - - -	0	0	0	0	1	1	1
Sex Offenses - - - - -	0	0	0	0	0	0	0
Narcotic Drug Laws - - - - -	0	0	0	3	0	3	3
Gambling - - - - -	0	0	0	10	0	10	10
Offenses Against the Family & Children - - - - -	0	0	0	61	1	62	62
DWI - - - - -	0	0	0	62	1	63	63
Liquor Laws - - - - -	1	0	1	4	1	5	6
Drunkenness - - - - -	0	0	0	91	3	94	94
Disorderly Conduct - - - - -	1	2	3	86	7	93	96
Vagrancy - - - - -	0	0	0	0	3	3	3
All Other Offenses (except traffic) - - - - -	1	0	1	36	7	43	44
TOTAL Other Crimes - - - - -	5	3	8	380	29	409	417
Suspicion - - - - -	0	0	0	4	0	4	4
Curfew & Loitering Law Violations - - - - -	0	0	0	0	0	0	0
Run-Aways - - - - -	3	0	3	0	0	0	3
PARISH TOTALS	16	6	22	499	44	543	565

Source: Louisiana Criminal Justice Information System Division.

TABLE 24

1978 ARRESTS FOR CONCORDIA PARISH BY AGE AND SEX

Classification of Offenses	Juvenile			Adult			Total
	M	F	Total	M	F	Total	
<u>Index Crimes</u>							
Criminal Homicide - - - - -	0	0	0	4	0	4	4
Forcible Rape - - - - -	2	0	2	1	0	1	3
Robbery - - - - -	2	0	2	14	0	14	16
Aggravated Assault - - - - -	16	1	17	66	9	75	92
Burglary - Breaking/ Entering - - - - -	25	0	25	42	2	44	69
Larceny - Theft - - - - -	30	2	32	63	19	82	114
Motor Vehicle Theft - - - - -	3	0	3	5	0	5	8
TOTAL Index Crimes - - - - -	78	3	81	195	30	225	306
<u>Other Crimes</u>							
Manslaughter - - - - -	0	0	0	0	0	0	0
Other Assaults - - - - -	1	0	1	34	11	45	46
Arson - - - - -	0	0	0	2	0	2	2
Forgery & Counterfeiting - - - - -	2	0	2	6	4	10	12
Fraud - - - - -	0	0	0	3	0	3	3
Embezzlement - - - - -	0	0	0	0	0	0	0
Stolen Property; Buying, Receiving, Possessing - - - - -	0	0	0	0	0	0	0
Vandalism - - - - -	10	0	10	6	3	9	19
Weapons; Carrying, Possessing, etc. - - - - -	0	0	0	17	1	18	18
Prostitution and Commercial Vice - - - - -	0	0	0	0	0	0	0
Sex Offenses - - - - -	0	0	0	2	0	2	2
Narcotic Drug Laws - - - - -	0	1	1	80	11	91	92
Gambling - - - - -	0	0	0	0	0	0	0
Offenses Against the Family & Children - - - - -	0	0	0	0	0	0	0
DWI - - - - -	0	0	0	242	13	255	255
Liquor Laws - - - - -	0	0	0	1	3	4	4
Drunkenness - - - - -	2	0	2	68	10	78	80
Disorderly Conduct - - - - -	5	2	7	79	19	98	105
Vagrancy - - - - -	0	0	0	23	10	33	33
All Other Offenses (except traffic) - - - - -	14	1	15	165	28	193	208
TOTAL Other Crimes - - - - -	34	4	38	728	113	841	879
Suspicion - - - - -	0	0	0	2	0	2	2
Curfew & Loitering Law Violations - - - - -	0	2	2	0	0	0	2
Run-Aways - - - - -	1	0	1	0	0	0	1
PARISH TOTALS	113	9	122	925	143	1,068	1,190

Source: Louisiana Criminal Justice Information System Division

TABLE 25

1978 ARRESTS FOR DESOTO PARISH BY AGE AND SEX

Classification of Offenses	Juvenile			Adult			Total
	M	F	Total	M	F	Total	
<u>Index Crimes</u>							
Criminal Homicide - - - - -	0	0	0	1	0	1	1
Forcible Rape - - - - -	0	0	0	1	0	1	1
Robbery - - - - -	0	0	0	0	0	0	0
Aggravated Assault - - - - -	1	0	1	44	9	53	54
Burglary - Breaking/ Entering - - - - -	7	0	7	10	0	10	17
Larceny - Theft - - - - -	3	2	5	46	14	60	65
Motor Vehicle Theft - - - - -	1	0	1	0	0	0	1
TOTAL Index Crimes - - - - -	12	2	14	102	23	125	139
<u>Other Crimes</u>							
Manslaughter - - - - -	0	0	0	1	0	1	1
Other Assaults - - - - -	1	0	1	19	6	25	26
Arson - - - - -	0	0	0	0	1	1	1
Forgery & Counterfeiting - - - - -	0	0	0	4	2	6	6
Fraud - - - - -	0	0	0	11	3	14	14
Embezzlement - - - - -	0	0	0	0	0	0	0
Stolen Property; Buying, Receiving, Possessing - - - - -	0	0	0	1	0	1	1
Vandalism - - - - -	0	0	0	0	0	0	0
Weapons; Carrying, Possessing, etc. - - - - -	0	0	0	15	0	15	15
Prostitution & Commercial Vice - - - - -	0	0	0	0	0	0	0
Sex Offenses - - - - -	0	0	0	2	0	2	2
Narcotic Drug Laws - - - - -	2	1	3	22	5	27	30
Gambling - - - - -	0	0	0	0	0	0	0
Offenses Against the Family & Children - - - - -	0	0	0	24	0	24	24
DWI - - - - -	0	0	0	112	4	116	116
Liquor Laws - - - - -	0	0	0	0	0	0	0
Drunkenness - - - - -	0	0	0	92	4	96	96
Disorderly Conduct - - - - -	1	1	2	80	18	98	100
Vagrancy - - - - -	0	0	0	0	0	0	0
All Other Offenses (except traffic) - - - - -	2	1	3	84	12	96	99
TOTAL Other Crimes - - - - -	6	3	9	467	55	522	531
Suspicion - - - - -	0	0	0	0	0	0	0
Curfew & Loitering Law Violations - - - - -	0	0	0	0	0	0	0
Run-Aways - - - - -	9	2	11	1	0	1	12
PARISH TOTALS	27	7	34	570	78	648	682

Source: Louisiana Criminal Justice Information System Division

TABLE 26

1978 ARRESTS FOR EAST BATON ROUGE PARISH BY AGE AND SEX

Classification of Offenses	Juvenile			Adult			Total
	M	F	Total	M	F	Total	
<u>Index Crimes</u>							
Criminal Homicide - - - - -	3	0	3	31	5	36	39
Forcible Rape - - - - -	6	0	6	64	1	65	71
Robbery - - - - -	42	1	43	128	18	146	189
Aggravated Assault - - - - -	123	25	148	981	201	1,182	1,330
Burglary - Breaking/ Entering - - - - -	349	33	382	578	32	610	992
Larceny - Theft - - - - -	689	263	952	1,210	847	2,057	3,009
Motor Vehicle Theft - - - - -	59	6	65	151	8	159	224
TOTAL Index Crimes - - - - -	1,271	328	1,599	3,143	1,112	4,255	5,854
<u>Other Crimes</u>							
Manslaughter - - - - -	2	0	2	7	0	7	9
Other Assaults - - - - -	185	52	237	1,034	136	1,170	1,407
Arson - - - - -	23	1	24	21	2	23	47
Forgery & Counterfeiting - - - - -	14	5	19	140	59	199	218
Fraud - - - - -	4	4	8	83	24	107	115
Embezzlement - - - - -	0	0	0	0	0	0	0
Stolen Property; Buying, Receiving, Possessing - - - - -	47	4	51	185	43	228	279
Vandalism - - - - -	176	38	214	290	55	345	559
Weapons; Carrying, Possessing, etc. - - - - -	41	2	43	205	25	230	273
Prostitution and Commercial Vice - - - - -	0	0	0	4	6	10	10
Sex Offenses - - - - -	4	4	8	32	0	32	40
Narcotic Drug Laws - - - - -	110	30	140	721	144	865	1,005
Gambling - - - - -	1	0	1	39	4	43	44
Offenses Against the Family & Children - - - - -	4	0	4	19	5	24	28
DWI - - - - -	8	0	8	1,710	174	1,884	1,892
Liquor Laws - - - - -	15	5	20	43	30	73	93
Drunkenness - - - - -	11	0	11	482	64	546	557
Disorderly Conduct - - - - -	53	18	71	373	61	434	505
Vagrancy - - - - -	0	0	0	33	6	39	39
All Other Offenses (except traffic) - - - - -	536	301	837	3,386	587	3,973	4,810
TOTAL Other Crimes - - - - -	1,234	464	1,698	8,807	1,425	10,232	11,930
Suspicion - - - - -	1	0	1	0	1	1	2
Curfew & Loitering Law Violations - - - - -	1	2	3	0	0	0	3
Run-Aways - - - - -	7	22	29	0	0	0	29
PARISH TOTALS	2,514	816	3,330	11,950	2,538	14,488	17,818

Source: Louisiana Criminal Justice Information System Division

TABLE 27

1978 ARRESTS IN EAST CARROLL PARISH BY AGE AND SEX

Classification of Offenses	Juvenile			Adult			Total
	M	F	Total	M	F	Total	
<u>Index Crimes</u>							
Criminal Homicide - - - - -	0	0	0	0	0	0	0
Forcible Rape - - - - -	0	0	0	2	0	2	2
Robbery - - - - -	0	0	0	0	0	0	0
Aggravated Assault - - - - -	0	0	0	44	13	57	57
Burglary - Breaking/ Entering - - - - -	2	2	4	14	1	15	19
Larceny - Theft - - - - -	5	0	5	20	6	26	31
Motor Vehicle Theft - - - - -	0	0	0	2	0	2	2
TOTAL Index Crimes - - - - -	7	2	9	82	20	102	111
<u>Other Crimes</u>							
Manslaughter - - - - -	0	0	0	0	0	0	0
Other Assaults - - - - -	0	0	0	4	2	6	6
Arson - - - - -	0	0	0	2	0	2	2
Forgery & Counterfeiting - - - - -	0	0	0	2	0	2	2
Fraud - - - - -	0	0	0	0	0	0	0
Embezzlement - - - - -	0	0	0	0	0	0	0
Stolen Property; Buying, Receiving, Possessing - - - - -	0	0	0	2	0	2	2
Vandalism - - - - -	0	0	0	0	0	0	0
Weapons; Carrying, Possessing, etc. - - - - -	0	0	0	0	1	1	1
Prostitution & Commercial Vice - - - - -	0	0	0	0	0	0	0
Sex Offenses - - - - -	0	0	0	0	0	0	0
Narcotic Drug Laws - - - - -	1	0	1	1	0	1	2
Gambling - - - - -	0	0	0	0	0	0	0
Offenses Against the Family & Children - - - - -	0	0	0	1	1	2	2
DWI - - - - -	0	0	0	2	0	2	2
Liquor Laws - - - - -	0	0	0	0	0	0	0
Drunkenness - - - - -	0	0	0	0	0	0	0
Disorderly Conduct - - - - -	2	0	2	41	2	43	45
Vagrancy - - - - -	0	0	0	0	0	0	0
All Other Offenses (except traffic) - - - - -	3	0	3	129	41	170	173
TOTAL Other Crimes - - - - -	6	0	6	184	47	231	237
Suspicion - - - - -	0	0	0	0	0	0	0
Curfew & Loitering Law Violations - - - - -	0	0	0	0	0	0	0
Run-Aways - - - - -	0	1	1	0	0	0	1
PARISH TOTALS	13	3	16	266	67	333	349

Source: Louisiana Criminal Justice Information System Division

TABLE 28

1978 ARRESTS FOR EAST FELICIANA PARISH BY AGE AND SEX

Classification of Offenses	Juvenile			Adult			Total
	M	F	Total	M	F	Total	
<u>Index Crimes</u>							
Criminal Homicide - - - - -	0	0	0	0	0	0	0
Forcible Rape - - - - -	0	0	0	2	0	2	2
Robbery - - - - -	0	0	0	5	0	5	5
Aggravated Assault - - - - -	0	0	0	33	6	39	39
Burglary - Breaking/ Entering - - - - -	0	0	0	15	0	15	15
Larceny - Theft - - - - -	0	0	0	27	3	30	30
Motor Vehicle Theft - - - - -	0	0	0	3	0	3	3
TOTAL Index Crimes - - - - -	0	0	0	85	9	94	94
<u>Other Crimes</u>							
Manslaughter - - - - -	0	0	0	0	0	0	0
Other Assaults - - - - -	0	0	0	18	0	18	18
Arson - - - - -	0	0	0	2	0	2	2
Forgery & Counterfeiting - - - - -	1	0	1	5	2	7	8
Fraud - - - - -	0	0	0	8	11	19	19
Embezzlement - - - - -	0	0	0	0	0	0	0
Stolen Property; Buying, Receiving, Possessing - - - - -	0	0	0	0	0	0	0
Vandalism - - - - -	0	0	0	0	0	0	0
Weapons; Carrying, Possessing, etc. - - - - -	0	0	0	19	2	21	21
Prostitution and Commercial Vice - - - - -	0	0	0	0	0	0	0
Sex Offenses - - - - -	0	0	0	0	0	0	0
Narcotic Drug Laws - - - - -	3	0	3	13	3	16	19
Gambling - - - - -	0	0	0	0	0	0	0
Offenses Against the Family & Children - - - - -	0	0	0	17	0	17	17
DWI - - - - -	0	0	0	79	1	80	80
Liquor Laws - - - - -	0	0	0	0	0	0	0
Drunkenness - - - - -	0	0	0	4	0	4	4
Disorderly Conduct - - - - -	0	0	0	12	1	13	13
Vagrancy - - - - -	0	0	0	0	0	0	0
All Other Offenses (except traffic) - - - - -	7	0	7	112	8	120	127
TOTAL Other Crimes - - - - -	11	0	11	289	28	317	328
Suspicion - - - - -	0	0	0	0	0	0	0
Curfew & Loitering Law Violations - - - - -	0	0	0	0	0	0	0
Run-Aways - - - - -	0	0	0	0	0	0	0
PARISH TOTALS	11	0	11	374	37	411	422

Source: Louisiana Criminal Justice Information System Division

TABLE 29

1978 ARRESTS FOR EVANGELINE PARISH BY AGE AND SEX

Classification of Offenses	Juvenile			Adult			Total
	M	F	Total	M	F	Total	
<u>Index Crimes</u>							
Criminal Homicide - - - - -	0	0	0	2	1	3	3
Forcible Rape - - - - -	0	0	0	2	0	2	2
Robbery - - - - -	0	0	0	2	1	3	3
Aggravated Assault - - - - -	2	0	2	56	7	63	65
Burglary - Breaking/ Entering - - - - -	15	3	18	19	0	19	37
Larceny - Theft - - - - -	27	8	35	46	27	73	108
Motor Vehicle Theft - - - - -	4	0	4	5	1	6	10
TOTAL Index Crimes - - - - -	48	11	59	132	37	169	228
<u>Other Crimes</u>							
Manslaughter - - - - -	0	0	0	0	0	0	0
Other Assaults - - - - -	15	5	20	260	39	299	319
Arson - - - - -	0	0	0	1	0	1	1
Forgery & Counterfeiting - - - - -	0	0	0	3	0	3	3
Fraud - - - - -	0	0	0	43	19	62	62
Embezzlement - - - - -	0	0	0	0	0	0	0
Stolen Property; Buying, Receiving, Possessing - - - - -	0	0	0	0	0	0	0
Vandalism - - - - -	18	0	18	11	0	11	29
Weapons; Carrying, Possessing, etc. - - - - -	0	0	0	3	0	3	3
Prostitution & Commercial Vice - - - - -	0	0	0	0	0	0	0
Sex Offenses - - - - -	0	0	0	3	0	3	3
Narcotic Drug Laws - - - - -	8	1	9	37	7	44	53
Gambling - - - - -	0	0	0	2	0	2	2
Offenses Against the Family & Children - - - - -	0	0	0	0	0	0	0
DWI - - - - -	1	0	1	236	10	246	247
Liquor Laws - - - - -	0	0	0	1	0	1	1
Drunkenness - - - - -	0	0	0	64	4	68	68
Disorderly Conduct - - - - -	27	5	32	263	31	294	326
Vagrancy - - - - -	0	0	0	1	0	1	1
All Other Offenses (except traffic) - - - - -	15	2	17	55	1	56	73
TOTAL Other Crimes - - - - -	84	13	97	983	111	1,094	1,191
Suspicion - - - - -	0	0	0	0	0	0	0
Curfew & Loitering Law Violations - - - - -	2	1	3	0	0	0	3
Run-Aways - - - - -	9	8	17	0	0	0	17
PARISH TOTALS	143	33	176	1,115	148	1,263	1,439

Source: Louisiana Criminal Justice Information System Division

TABLE 30

1978 ARRESTS FOR FRANKLIN PARISH BY AGE AND SEX

Classification of Offenses	Juvenile			Adult			Total
	M	F	Total	M	F	Total	
<u>Index Crimes</u>							
Criminal Homicide - - - - -	2	0	2	2	2	4	6
Forcible Rape - - - - -	0	0	0	1	0	1	1
Robbery - - - - -	2	0	2	4	0	4	6
Aggravated Assault - - - - -	1	0	1	15	6	21	22
Burglary - Breaking/ Entering - - - - -	1	0	1	18	0	18	19
Larceny - Theft - - - - -	0	0	0	20	9	29	29
Motor Vehicle Theft - - - - -	1	0	1	6	0	6	7
TOTAL Index Crimes - - - - -	7	0	7	66	17	83	90
<u>Other Crimes</u>							
Manslaughter - - - - -	0	0	0	0	0	0	0
Other Assaults - - - - -	0	0	0	58	16	74	74
Arson - - - - -	0	0	0	0	0	0	0
Forgery & Counterfeiting - - - - -	0	0	0	75	39	114	114
Fraud - - - - -	0	0	0	52	32	84	84
Embezzlement - - - - -	0	0	0	1	0	1	1
Stolen Property; Buying, Receiving, Possessing - - - - -	0	0	0	2	1	3	3
Vandalism - - - - -	1	0	1	2	0	2	3
Weapons; Carrying, Possessing, etc. - - - - -	0	0	0	10	0	10	10
Prostitution and Commercial Vice - - - - -	0	0	0	0	0	0	0
Sex Offenses - - - - -	0	0	0	0	0	0	0
Narcotic Drug Laws - - - - -	0	0	0	23	5	28	28
Gambling - - - - -	0	0	0	0	0	0	0
Offenses Against the Family & Children - - - - -	0	0	0	39	4	43	43
DWI - - - - -	0	0	0	100	6	106	106
Liquor Laws - - - - -	0	0	0	10	0	10	10
Drunkenness - - - - -	0	0	0	33	4	37	37
Disorderly Conduct - - - - -	0	0	0	68	13	81	81
Vagrancy - - - - -	0	0	0	1	0	1	1
All Other Offenses (except traffic) - - - - -	1	3	4	78	14	92	96
TOTAL Other Crimes - - - - -	2	3	5	552	134	686	691
Suspicion - - - - -	0	0	0	0	0	0	0
Curfew & Loitering Law Violations - - - - -	0	0	0	0	0	0	0
Run-Aways - - - - -	2	5	7	0	0	0	7
PARISH TOTALS	11	8	19	618	151	769	788

Source: Louisiana Criminal Justice Information System Division

TABLE 31

1978 ARRESTS FOR GRANT PARISH BY AGE AND SEX

Classification of Offenses	Juvenile			Adult			Total
	M	F	Total	M	F	Total	
<u>Index Crimes</u>							
Criminal Homicide - - - - -	0	0	0	1	0	1	1
Forcible Rape - - - - -	0	0	0	1	0	1	1
Robbery - - - - -	0	0	0	1	0	1	1
Aggravated Assault - - - - -	1	0	1	35	3	38	39
Burglary - Breaking/ Entering - - - - -	2	0	2	13	0	13	15
Larceny - Theft - - - - -	9	0	9	21	1	22	31
Motor Vehicle Theft - - - - -	0	0	0	0	0	0	0
TOTAL Index Crimes - - - - -	12	0	12	72	4	76	88
<u>Other Crimes</u>							
Manslaughter - - - - -	0	0	0	0	0	0	0
Other Assaults - - - - -	6	0	6	28	3	31	37
Arson - - - - -	0	0	0	1	0	1	1
Forgery & Counterfeiting - -	0	0	0	0	0	0	0
Fraud - - - - -	0	0	0	9	5	14	14
Embezzlement - - - - -	0	0	0	0	0	0	0
Stolen Property; Buying, Receiving, Possessing - - -	0	0	0	0	0	0	0
Vandalism - - - - -	6	0	6	1	1	2	8
Weapons; Carrying, Possessing, etc. - - - - -	2	0	2	1	1	2	4
Prostitution & Commercial Vice - - - - -	0	0	0	0	0	0	0
Sex Offenses - - - - -	0	0	0	0	0	0	0
Narcotic Drug Laws - - - - -	1	0	1	18	3	21	22
Gambling - - - - -	0	0	0	0	0	0	0
Offenses Against the Family & Children - - - - -	0	0	0	13	2	15	15
DWI - - - - -	0	0	0	34	6	40	40
Liquor Laws - - - - -	0	0	0	0	0	0	0
Drunkenness - - - - -	0	0	0	4	0	4	4
Disorderly Conduct - - - - -	12	3	15	32	4	36	51
Vagrancy - - - - -	0	0	0	0	0	0	0
All Other Offenses (except traffic) - - - - -	22	4	26	40	0	40	66
TOTAL Other Crimes - - - - -	49	7	56	181	25	206	262
Suspicion - - - - -	0	0	0	0	0	0	0
Curfew & Loitering Law Violations - - - - -	0	0	0	0	0	0	0
Run-Aways - - - - -	0	3	3	0	0	0	3
PARISH TOTALS	61	10	71	253	29	282	353

Source: Louisiana Criminal Justice Information System Division.

TABLE 32

1978 ARRESTS FOR IBERIA PARISH BY AGE AND SEX

Classification of Offenses	Juvenile			Adult			Total
	M	F	Total	M	F	Total	
<u>Index Crimes</u>							
Criminal Homicide - - - - -	0	0	0	5	1	6	6
Forcible Rape - - - - -	0	0	0	2	0	2	2
Robbery - - - - -	1	0	1	4	0	4	5
Aggravated Assault - - - - -	0	0	0	11	2	13	13
Burglary - Breaking/ Entering - - - - -	22	0	22	35	2	37	59
Larceny - Theft - - - - -	12	2	14	16	4	20	34
Motor Vehicle Theft - - - - -	0	0	0	2	0	2	2
TOTAL Index Crimes - - - - -	35	2	37	75	9	84	121
<u>Other Crimes</u>							
Manslaughter - - - - -	0	0	0	0	0	0	0
Other Assaults - - - - -	1	0	1	4	0	4	5
Arson - - - - -	0	0	0	0	0	0	0
Forgery & Counterfeiting - - - - -	0	0	0	9	5	14	14
Fraud - - - - -	0	0	0	1	0	1	1
Embezzlement - - - - -	0	0	0	0	0	0	0
Stolen Property; Buying, Receiving, Possessing - - - - -	2	0	2	2	0	2	4
Vandalism - - - - -	29	4	33	19	1	20	53
Weapons; Carrying, Possessing, etc. - - - - -	0	0	0	2	0	2	2
Prostitution and Commercial Vice - - - - -	0	0	0	2	4	6	6
Sex Offenses - - - - -	0	0	0	2	0	2	2
Narcotic Drug Laws - - - - -	24	1	25	21	4	25	50
Gambling - - - - -	0	0	0	0	0	0	0
Offenses Against the Family & Children - - - - -	0	0	0	2	0	2	2
DWI - - - - -	0	0	0	32	0	32	32
Liquor Laws - - - - -	7	0	7	0	1	1	8
Drunkenness - - - - -	0	0	0	0	0	0	0
Disorderly Conduct - - - - -	27	6	33	36	5	41	74
Vagrancy - - - - -	0	0	0	0	0	0	0
All Other Offenses (except traffic) - - - - -	15	1	16	166	69	235	251
TOTAL Other Crimes - - - - -	105	12	117	298	89	387	504
Suspicion - - - - -	0	0	0	0	0	0	0
Curfew & Loitering Law Violations - - - - -	1	0	1	0	0	0	1
Run-Aways - - - - -	8	19	27	0	0	0	27
PARISH TOTALS	149	33	182	373	98	471	653

Source: Louisiana Criminal Justice Information System Division.

TABLE 33

1978 ARRESTS FOR IBERVILLE PARISH BY AGE AND SEX

Classification of Offenses	Juvenile			Adult			Total
	M	F	Total	M	F	Total	
<u>Index Crimes</u>							
Criminal Homicide - - - - -	0	0	0	3	0	3	3
Forcible Rape - - - - -	2	0	2	9	0	9	11
Robbery - - - - -	0	0	0	1	1	2	2
Aggravated Assault - - - - -	0	1	1	49	26	75	76
Burglary - Breaking/ Entering - - - - -	12	2	14	81	0	81	95
Larceny - Theft - - - - -	4	0	4	85	25	110	114
Motor Vehicle Theft - - - - -	0	0	0	3	0	3	3
TOTAL Index Crimes - - - - -	18	3	21	231	52	283	304
<u>Other Crimes</u>							
Manslaughter - - - - -	0	0	0	0	0	0	0
Other Assaults - - - - -	3	4	7	87	12	99	106
Arson - - - - -	0	0	0	1	0	1	1
Forgery & Counterfeiting - - - - -	0	0	0	0	0	0	0
Fraud - - - - -	0	0	0	3	1	4	4
Embezzlement - - - - -	0	0	0	0	0	0	0
Stolen Property; Buying, Receiving, Possessing - - - - -	0	0	0	7	0	7	7
Vandalism - - - - -	5	0	5	6	0	6	11
Weapons; Carrying, Possessing, etc. - - - - -	0	0	0	1	0	1	1
Prostitution & Commercial Vice - - - - -	0	0	0	0	0	0	0
Sex Offenses - - - - -	0	0	0	1	0	1	1
Narcotic Drug Laws - - - - -	3	0	3	104	8	112	115
Gambling - - - - -	0	0	0	2	0	2	2
Offenses Against the Family & Children - - - - -	0	0	0	28	0	28	28
DWI - - - - -	0	0	0	122	5	127	127
Liquor Laws - - - - -	0	0	0	0	0	0	0
Drunkenness - - - - -	0	0	0	15	2	17	17
Disorderly Conduct - - - - -	6	1	7	125	30	155	162
Vagrancy - - - - -	0	0	0	0	0	0	0
All Other Offenses (except traffic) - - - - -	2	1	3	165	22	187	190
TOTAL Other Crimes - - - - -	19	6	25	667	80	747	772
Suspicion - - - - -	0	0	0	0	0	0	0
Curfew & Loitering Law Violations - - - - -	0	0	0	0	0	0	0
Run-Aways - - - - -	3	2	5	0	0	0	5
PARISH TOTALS	40	11	51	898	132	1,030	1,081

Source: Louisiana Criminal Justice Information System Division

TABLE 34

1978 ARRESTS FOR JACKSON PARISH BY AGE AND SEX

Classification of Offenses	Juvenile			Adult			Total
	M	F	Total	M	F	Total	
<u>Index Crimes</u>							
Criminal Homicide - - - - -	0	0	0	2	0	2	2
Forcible Rape - - - - -	0	0	0	3	0	3	3
Robbery - - - - -	0	0	0	0	0	0	0
Aggravated Assault - - - - -	1	0	1	23	5	28	29
Burglary - Breaking/ Entering - - - - -	5	0	5	11	0	11	16
Larceny - Theft - - - - -	7	3	10	32	8	40	50
Motor Vehicle Theft - - - - -	2	0	2	4	2	6	8
TOTAL Index Crimes - - - - -	15	3	18	75	15	90	108
<u>Other Crimes</u>							
Manslaughter - - - - -	0	0	0	1	0	1	1
Other Assaults - - - - -	2	0	2	24	10	34	36
Arson - - - - -	0	0	0	1	0	1	1
Forgery & Counterfeiting - - - - -	0	0	0	0	0	0	0
Fraud - - - - -	0	0	0	32	19	51	51
Embezzlement - - - - -	0	0	0	0	0	0	0
Stolen Property; Buying, Receiving, Possessing - - - - -	0	0	0	0	0	0	0
Vandalism - - - - -	2	1	3	7	0	7	10
Weapons; Carrying, Possessing, etc. - - - - -	0	0	0	6	1	7	7
Prostitution and Commercial Vice - - - - -	0	0	0	0	0	0	0
Sex Offenses - - - - -	0	0	0	0	2	2	2
Narcotic Drug Laws - - - - -	2	1	3	25	2	27	30
Gambling - - - - -	0	0	0	0	0	0	0
Offenses Against the Family & Children - - - - -	0	0	0	2	0	2	2
DWI - - - - -	0	0	0	117	4	121	121
Liquor Laws - - - - -	0	0	0	4	1	5	5
Drunkenness - - - - -	0	1	1	44	6	50	51
Disorderly Conduct - - - - -	0	1	1	18	1	19	20
Vagrancy - - - - -	0	0	0	0	0	0	0
All Other Offenses (except traffic) - - - - -	2	0	2	26	1	27	29
TOTAL Other Crimes - - - - -	8	4	12	307	47	354	366
Suspicion - - - - -	0	0	0	0	0	0	0
Curfew & Loitering Law Violations - - - - -	0	0	0	0	0	0	0
Run-Aways - - - - -	1	0	1	0	0	0	1
PARISH TOTALS	24	7	31	382	62	444	475

Source: Louisiana Criminal Justice Information System Division

TABLE 35

1978 ARRESTS FOR JEFFERSON PARISH BY AGE AND SEX

Classification of Offenses	Juvenile			Adult			Total
	M	F	Total	M	F	Total	
<u>Index Crimes</u>							
Criminal Homicide - - - - -	4	0	4	37	6	43	47
Forcible Rape - - - - -	5	0	5	67	0	67	72
Robbery - - - - -	36	2	38	156	16	172	210
Aggravated Assault - - - - -	130	23	153	638	108	746	899
Burglary - Breaking/ Entering - - - - -	560	32	592	654	47	701	1,293
Larceny - Theft - - - - -	620	244	864	1,191	893	2,084	2,948
Motor Vehicle Theft - - - - -	55	2	57	88	4	92	149
TOTAL Index Crimes - - - - -	1,410	303	1,713	2,831	1,074	3,905	5,618
<u>Other Crimes</u>							
Manslaughter - - - - -	1	0	1	5	2	7	8
Other Assaults - - - - -	125	48	173	1,167	181	1,348	1,521
Arson - - - - -	24	0	24	17	2	19	43
Forgery & Counterfeiting - - - - -	1	0	1	31	9	40	41
Fraud - - - - -	5	3	8	130	97	227	235
Embezzlement - - - - -	0	0	0	0	1	1	1
Stolen Property; Buying, Receiving, Possessing - - - - -	122	11	133	263	51	314	447
Vandalism - - - - -	163	21	184	334	62	396	580
Weapons; Carrying, Possessing, etc. - - - - -	29	0	29	264	76	340	369
Prostitution & Commercial Vice - - - - -	0	0	0	15	18	33	33
Sex Offenses - - - - -	14	3	17	192	11	203	220
Narcotic Drug Laws - - - - -	109	25	134	791	155	946	1,080
Gambling - - - - -	0	0	0	32	6	38	38
Offenses Against the Family & Children - - - - -	1	0	1	46	13	59	60
DWI - - - - -	8	1	9	1,785	156	1,941	1,950
Liquor Laws - - - - -	9	11	20	103	95	198	218
Drunkenness - - - - -	21	5	26	1,014	122	1,136	1,162
Disorderly Conduct - - - - -	136	33	169	1,017	222	1,239	1,408
Vagrancy - - - - -	10	1	11	11	0	11	22
All Other Offenses (except traffic) - - - - -	423	146	569	2,091	293	2,384	2,953
TOTAL Other Crimes - - - - -	1,201	308	1,509	9,308	1,572	10,880	12,389
Suspicion - - - - -	5	0	5	11	1	12	17
Curfew & Loitering Law Violations - - - - -	291	122	413	28	2	30	443
Run-Aways - - - - -	145	219	364	1	2	3	367
PARISH TOTALS	3,052	952	4,004	12,179	2,651	14,830	18,834

Source: Louisiana Criminal Justice Information System Division

TABLE 36

1978 ARRESTS FOR JEFFERSON DAVIS PARISH BY AGE AND SEX

Classification of Offenses	Juvenile			Adult			Total
	M	F	Total	M	F	Total	
<u>Index Crimes</u>							
Criminal Homicide - - - - -	0	0	0	3	0	3	3
Forcible Rape - - - - -	1	0	1	0	0	0	1
Robbery - - - - -	0	0	0	12	0	12	12
Aggravated Assault - - - - -	2	0	2	21	4	25	27
Burglary - Breaking/ Entering - - - - -	11	1	12	14	0	14	26
Larceny - Theft - - - - -	16	5	21	29	14	43	64
Motor Vehicle Theft - - - - -	0	0	0	5	0	5	5
TOTAL Index Crimes - - - - -	30	6	36	84	18	102	138
<u>Other Crimes</u>							
Manslaughter - - - - -	0	0	0	0	0	0	0
Other Assaults - - - - -	0	0	0	14	0	14	14
Arson - - - - -	1	0	1	4	0	4	5
Forgery & Counterfeiting - - - - -	0	0	0	4	2	6	6
Fraud - - - - -	0	0	0	0	0	0	0
Embezzlement - - - - -	0	0	0	0	0	0	0
Stolen Property; Buying, Receiving, Possessing - - - - -	0	0	0	1	0	1	1
Vandalism - - - - -	1	0	1	0	0	0	1
Weapons; Carrying, Possessing, etc. - - - - -	2	0	2	0	0	0	2
Prostitution and Commercial Vice - - - - -	0	0	0	0	0	0	0
Sex Offenses - - - - -	0	0	0	1	0	1	1
Narcotic Drug Laws - - - - -	6	0	6	21	0	21	27
Gambling - - - - -	0	0	0	0	0	0	0
Offenses Against the Family & Children - - - - -	0	0	0	0	0	0	0
DWI - - - - -	1	0	1	151	4	155	156
Liquor Laws - - - - -	0	0	0	0	0	0	0
Drunkenness - - - - -	4	0	4	21	1	22	26
Disorderly Conduct - - - - -	5	0	5	6	0	6	11
Vagrancy - - - - -	0	0	0	3	0	3	3
All Other Offenses (except traffic) - - - - -	12	6	18	91	5	96	114
TOTAL Other Crimes - - - - -	32	6	38	317	12	329	367
Suspicion - - - - -	0	0	0	0	0	0	0
Curfew & Loitering Law Violations - - - - -	6	0	6	0	0	0	6
Run-Aways - - - - -	1	3	4	0	0	0	4
PARISH TOTALS	69	15	84	401	30	431	515

Source: Louisiana Criminal Justice Information System Division

TABLE 37

1978 ARRESTS FOR LAFAYETTE PARISH BY AGE AND SEX

Classification of Offenses	Juvenile			Adult			Total
	M	F	Total	M	F	Total	
<u>Index Crimes</u>							
Criminal Homicide - - - - -	1	0	1	11	2	13	14
Forcible Rape - - - - -	3	0	3	7	0	7	10
Robbery - - - - -	5	0	5	38	3	41	46
Aggravated Assault - - - - -	19	8	27	132	26	158	185
Burglary - Breaking/ Entering - - - - -	107	9	116	167	9	176	292
Larceny - Theft - - - - -	189	59	248	282	203	485	733
Motor Vehicle Theft - - - - -	26	6	32	50	5	55	87
TOTAL Index Crimes - - - - -	350	82	432	687	248	935	1,367
<u>Other Crimes</u>							
Manslaughter - - - - -	0	0	0	3	0	3	3
Other Assaults - - - - -	37	6	43	103	6	109	152
Arson - - - - -	2	0	2	1	0	1	3
Forgery & Counterfeiting - - - - -	2	2	4	19	5	24	28
Fraud - - - - -	0	0	0	2	1	3	3
Embezzlement - - - - -	0	0	0	0	0	0	0
Stolen Property; Buying, Receiving, Possessing - - - - -	23	0	23	24	5	29	52
Vandalism - - - - -	57	2	59	63	9	72	131
Weapons; Carrying, Possessing, etc. - - - - -	5	0	5	40	6	46	51
Prostitution & Commercial Vice - - - - -	0	1	1	2	9	11	12
Sex Offenses - - - - -	0	0	0	25	1	26	26
Narcotic Drug Laws - - - - -	39	4	43	181	23	204	247
Gambling - - - - -	0	0	0	0	0	0	0
Offenses Against the Family & Children - - - - -	0	0	0	15	1	16	16
DWI - - - - -	1	1	2	653	61	714	716
Liquor Laws - - - - -	3	0	3	10	10	20	23
Drunkenness - - - - -	5	0	5	345	31	376	381
Disorderly Conduct - - - - -	15	6	21	116	15	131	152
Vagrancy - - - - -	0	1	1	1	0	1	2
All Other Offenses (except traffic) - - - - -	98	32	130	382	45	427	557
TOTAL Other Crimes - - - - -	287	55	342	1,985	228	2,213	2,555
Suspicion - - - - -	0	0	0	1	0	1	1
Curfew & Loitering Law Violations - - - - -	0	0	0	0	0	0	0
Run-Aways - - - - -	121	90	211	0	0	0	211
PARISH TOTALS	758	227	985	2,673	476	3,149	4,134

Source: Louisiana Criminal Justice Information System Division.

TABLE 38

1978 ARRESTS FOR LAFOURCHE PARISH BY AGE AND SEX

Classification of Offenses	Juvenile			Adult			Total
	M	F	Total	M	F	Total	
<u>Index Crimes</u>							
Criminal Homicide - - - - -	0	0	0	3	1	4	4
Forcible Rape - - - - -	0	0	0	9	0	9	9
Robbery - - - - -	1	0	1	7	1	8	9
Aggravated Assault - - - - -	9	2	11	129	22	151	162
Burglary - Breaking/ Entering - - - - -	40	2	42	79	2	81	123
Larceny - Theft - - - - -	108	13	121	183	106	289	410
Motor Vehicle Theft - - - - -	1	0	1	12	0	12	13
TOTAL Index Crimes - - - - -	159	17	176	422	132	554	730
<u>Other Crimes</u>							
Manslaughter - - - - -	0	0	0	0	0	0	0
Other Assaults - - - - -	14	3	17	233	38	271	288
Arson - - - - -	2	0	2	1	1	2	4
Forgery & Counterfeiting - - - - -	1	0	1	5	4	9	10
Fraud - - - - -	0	0	0	4	5	9	9
Embezzlement - - - - -	0	0	0	0	0	0	0
Stolen Property; Buying, Receiving, Possessing - - - - -	7	0	7	16	2	18	25
Vandalism - - - - -	15	1	16	40	5	45	61
Weapons; Carrying, Possessing, etc. - - - - -	1	0	1	35	6	41	42
Prostitution and Commercial Vice - - - - -	0	0	0	0	0	0	0
Sex Offenses - - - - -	0	0	0	19	2	21	21
Narcotic Drug Laws - - - - -	24	2	26	148	21	169	195
Gambling - - - - -	0	0	0	0	0	0	0
Offenses Against the Family & Children - - - - -	0	0	0	65	3	68	68
DWI - - - - -	1	0	1	126	9	135	136
Liquor Laws - - - - -	7	0	7	3	12	15	22
Drunkenness - - - - -	2	0	2	27	2	29	31
Disorderly Conduct - - - - -	28	4	32	366	42	408	440
Vagrancy - - - - -	0	0	0	1	0	1	1
All Other Offenses (except traffic) - - - - -	74	16	90	226	16	242	332
TOTAL Other Crimes - - - - -	176	26	202	1,315	168	1,483	1,685
Suspicion - - - - -	0	0	0	3	2	5	5
Curfew & Loitering Law Violations - - - - -	3	0	3	0	0	0	3
Run-Aways - - - - -	36	27	63	0	0	0	63
PARISH TOTALS	374	70	444	1,740	302	2,042	2,486

Source: Louisiana Criminal Justice Information System Division.

TABLE 39

1978 ARRESTS FOR LASALLE PARISH BY AGE AND SEX

Classification of Offenses	Juvenile			Adult			Total
	M	F	Total	M	F	Total	
<u>Index Crimes</u>							
Criminal Homicide - - - - -	0	0	0	1	0	1	1
Forcible Rape - - - - -	0	0	0	0	0	0	0
Robbery - - - - -	0	0	0	0	0	0	0
Aggravated Assault - - - - -	1	1	2	45	5	50	52
Burglary - Breaking/ Entering - - - - -	1	0	1	77	12	89	90
Larceny - Theft - - - - -	0	4	4	43	11	54	58
Motor Vehicle Theft - - - - -	0	0	0	3	0	3	3
TOTAL Index Crimes - - - - -	2	5	7	169	28	197	204
<u>Other Crimes</u>							
Manslaughter - - - - -	0	0	0	0	0	0	0
Other Assaults - - - - -	0	0	0	61	8	69	69
Arson - - - - -	0	0	0	1	0	1	1
Forgery & Counterfeiting - - - - -	0	0	0	7	1	8	8
Fraud - - - - -	0	0	0	0	0	0	0
Embezzlement - - - - -	0	0	0	0	0	0	0
Stolen Property; Buying, Receiving, Possessing - - - - -	0	0	0	6	0	6	6
Vandalism - - - - -	0	0	0	6	0	6	6
Weapons; Carrying, Possessing, etc. - - - - -	0	0	0	2	0	2	2
Prostitution & Commercial Vice - - - - -	0	0	0	0	0	0	0
Sex Offenses - - - - -	0	0	0	0	0	0	0
Narcotic Drug Laws - - - - -	0	0	0	12	1	13	13
Gambling - - - - -	0	0	0	0	0	0	0
Offenses Against the Family & Children - - - - -	0	0	0	33	1	34	34
DWI - - - - -	0	0	0	54	1	55	55
Liquor Laws - - - - -	0	0	0	2	0	2	2
Drunkenness - - - - -	0	0	0	16	0	16	16
Disorderly Conduct - - - - -	0	0	0	24	1	25	25
Vagrancy - - - - -	0	2	2	0	0	0	2
All Other Offenses (except traffic) - - - - -	1	0	1	14	3	17	18
TOTAL Other Crimes - - - - -	1	2	3	238	16	254	257
Suspicion - - - - -	0	0	0	0	0	0	0
Curfew & Loitering Law Violations - - - - -	0	0	0	0	0	0	0
Run-Aways - - - - -	0	0	0	0	0	0	0
PARISH TOTALS	3	7	10	407	44	451	461

Source: Louisiana Criminal Justice Information System Division

TABLE 40

1978 ARRESTS FOR LINCOLN PARISH BY AGE AND SEX

Classification of Offenses	Juvenile			Adult			Total
	M	F	Total	M	F	Total	
<u>Index Crimes</u>							
Criminal Homicide - - - - -	0	0	0	1	1	2	2
Forcible Rape - - - - -	0	0	0	12	0	12	12
Robbery - - - - -	0	0	0	10	1	11	11
Aggravated Assault - - - - -	0	1	1	65	10	75	76
Burglary - Breaking/ Entering - - - - -	7	1	8	44	3	47	55
Larceny - Theft - - - - -	18	9	27	86	35	121	148
Motor Vehicle Theft - - - - -	3	1	4	9	0	9	13
TOTAL Index Crimes - - - - -	28	12	40	227	50	277	317
<u>Other Crimes</u>							
Manslaughter - - - - -	0	0	0	0	1	1	1
Other Assaults - - - - -	0	0	0	70	10	80	80
Arson - - - - -	1	0	1	3	0	3	4
Forgery & Counterfeiting - - - - -	1	0	1	7	4	11	12
Fraud - - - - -	0	1	1	392	296	688	689
Embezzlement - - - - -	0	0	0	0	0	0	0
Stolen Property; Buying, Receiving, Possessing - - - - -	1	0	1	10	6	16	17
Vandalism - - - - -	4	0	4	9	0	9	13
Weapons; Carrying, Possessing, etc. - - - - -	0	1	1	2	2	4	5
Prostitution and Commercial Vice - - - - -	0	0	0	0	0	0	0
Sex Offenses - - - - -	0	0	0	3	0	3	3
Narcotic Drug Laws - - - - -	0	0	0	35	3	38	38
Gambling - - - - -	0	0	0	0	0	0	0
Offenses Against the Family & Children - - - - -	0	0	0	0	0	0	0
DWI - - - - -	0	0	0	199	11	210	210
Liquor Laws - - - - -	0	0	0	0	0	0	0
Drunkenness - - - - -	1	0	1	106	6	112	113
Disorderly Conduct - - - - -	2	1	3	108	15	123	126
Vagrancy - - - - -	0	0	0	4	0	4	4
All Other Offenses (except traffic) - - - - -	7	4	11	127	12	139	150
TOTAL Other Crimes - - - - -	17	7	24	1,075	366	1,441	1,465
Suspicion - - - - -	0	0	0	0	0	0	0
Curfew & Loitering Law Violations - - - - -	0	0	0	0	0	0	0
Run-Aways - - - - -	0	0	0	0	0	0	0
PARISH TOTALS	45	19	64	1,302	416	1,718	1,782

Source: Louisiana Criminal Justice Information System Division

TABLE 41

1978 ARRESTS FOR LIVINGSTON PARISH BY AGE AND SEX

Classification of Offenses	Juvenile			Adult			Total
	M	F	Total	M	F	Total	
<u>Index Crimes</u>							
Criminal Homicide - - - - -	0	0	0	6	0	6	6
Forcible Rape - - - - -	0	0	0	7	0	7	7
Robbery - - - - -	0	0	0	8	0	8	8
Aggravated Assault - - - - -	7	2	9	103	27	130	139
Burglary - Breaking/ Entering - - - - -	21	1	22	95	13	108	130
Larceny - Theft - - - - -	26	4	30	144	38	182	212
Motor Vehicle Theft - - - - -	2	0	2	4	0	4	6
TOTAL Index Crimes - - - - -	56	7	63	367	78	445	508
<u>Other Crimes</u>							
Manslaughter - - - - -	0	0	0	1	0	1	1
Other Assaults - - - - -	24	9	33	309	69	378	411
Arson - - - - -	0	0	0	1	0	1	1
Forgery & Counterfeiting - - - - -	1	0	1	20	7	27	28
Fraud - - - - -	0	0	0	14	7	21	21
Embezzlement - - - - -	1	0	1	0	0	0	1
Stolen Property; Buying, Receiving, Possessing - - - - -	0	0	0	7	2	9	9
Vandalism - - - - -	15	7	22	75	11	86	108
Weapons; Carrying, Possessing, etc. - - - - -	0	0	0	11	0	11	11
Prostitution & Commercial Vice - - - - -	0	0	0	0	0	0	0
Sex Offenses - - - - -	1	0	1	2	0	2	3
Narcotic Drug Laws - - - - -	7	3	10	52	27	79	89
Gambling - - - - -	0	0	0	0	0	0	0
Offenses Against the Family & Children - - - - -	0	0	0	78	1	79	79
DWI - - - - -	2	1	3	250	13	263	266
Liquor Laws - - - - -	0	0	0	0	0	0	0
Drunkenness - - - - -	0	0	0	36	3	39	39
Disorderly Conduct - - - - -	10	4	14	191	42	233	247
Vagrancy - - - - -	0	1	1	0	0	0	1
All Other Offenses (except traffic) - - - - -	33	13	46	153	26	179	225
TOTAL Other Crimes - - - - -	94	38	132	1,200	208	1,408	1,540
Suspicion - - - - -	0	0	0	0	0	0	0
Curfew & Loitering Law Violations - - - - -	7	2	9	0	0	0	9
Run-Aways - - - - -	5	10	15	0	0	0	15
PARISH TOTALS	162	57	219	1,567	286	1,853	2,072

Source: Louisiana Criminal Justice Information System Division

TABLE 42

1978 ARRESTS FOR MADISON PARISH BY AGE AND SEX

Classification of Offenses	Juvenile			Adult			Total
	M	F	Total	M	F	Total	
<u>Index Crimes</u>							
Criminal Homicide - - - - -	0	0	0	2	1	3	3
Forcible Rape - - - - -	0	0	0	2	0	2	2
Robbery - - - - -	0	0	0	8	1	9	9
Aggravated Assault - - - - -	0	0	0	78	15	93	93
Burglary - Breaking/ Entering - - - - -	10	0	10	66	2	68	78
Larceny - Theft - - - - -	10	0	10	64	14	78	88
Motor Vehicle Theft - - - - -	0	0	0	10	0	10	10
TOTAL Index Crimes - - - - -	20	0	20	230	33	263	283
<u>Other Crimes</u>							
Manslaughter - - - - -	0	0	0	1	0	1	1
Other Assaults - - - - -	1	0	1	61	20	81	82
Arson - - - - -	0	0	0	1	0	1	1
Forgery & Counterfeiting - - - - -	0	0	0	9	2	11	11
Fraud - - - - -	0	0	0	1	0	1	1
Embezzlement - - - - -	0	0	0	0	0	0	0
Stolen Property; Buying, Receiving, Possessing - - - - -	2	0	2	8	0	8	10
Vandalism - - - - -	0	0	0	31	5	36	36
Weapons; Carrying, Possessing, etc. - - - - -	2	0	2	39	3	42	44
Prostitution and Commercial Vice - - - - -	0	0	0	0	0	0	0
Sex Offenses - - - - -	0	0	0	3	0	3	3
Narcotic Drug Laws - - - - -	0	0	0	18	3	21	21
Gambling - - - - -	0	0	0	1	0	1	1
Offenses Against the Family & Children - - - - -	0	0	0	2	3	5	5
DWI - - - - -	0	0	0	70	3	73	73
Liquor Laws - - - - -	4	0	4	10	0	10	14
Drunkenness - - - - -	0	0	0	41	3	44	44
Disorderly Conduct - - - - -	4	1	5	200	65	265	270
Vagrancy - - - - -	0	0	0	0	0	0	0
All Other Offenses (except traffic) - - - - -	0	0	0	114	6	120	120
TOTAL Other Crimes - - - - -	13	1	14	610	113	723	737
Suspicion - - - - -	0	0	0	0	0	0	0
Curfew & Loitering Law Violations - - - - -	2	1	3	0	0	0	3
Run-Aways - - - - -	0	0	0	0	0	0	0
PARISH TOTALS	35	2	37	840	146	986	1,023

Source: Louisiana Criminal Justice Information System Division

TABLE 43

1978 ARRESTS FOR MOREHOUSE PARISH BY AGE AND SEX

Classification of Offenses	Juvenile			Adult			Total
	M	F	Total	M	F	Total	
<u>Index Crimes</u>							
Criminal Homicide - - - - -	0	0	0	2	0	2	2
Forcible Rape - - - - -	0	0	0	2	0	2	2
Robbery - - - - -	1	0	1	4	0	4	5
Aggravated Assault - - - - -	3	0	3	40	8	48	51
Burglary - Breaking/ Entering - - - - -	14	0	14	42	0	42	56
Larceny - Theft - - - - -	76	20	96	72	22	94	190
Motor Vehicle Theft - - - - -	7	0	7	7	1	8	15
TOTAL Index Crimes - - - - -	101	20	121	169	31	200	321
<u>Other Crimes</u>							
Manslaughter - - - - -	0	0	0	0	0	0	0
Other Assaults - - - - -	5	0	5	77	8	85	90
Arson - - - - -	2	0	2	1	0	1	3
Forgery & Counterfeiting - - - - -	2	0	2	9	3	12	14
Fraud - - - - -	0	0	0	87	59	146	146
Embezzlement - - - - -	0	0	0	0	0	0	0
Stolen Property; Buying, Receiving, Possessing - - - - -	0	0	0	2	0	2	2
Vandalism - - - - -	2	0	2	1	0	1	3
Weapons; Carrying, Possessing, etc. - - - - -	0	0	0	1	0	1	1
Prostitution & Commercial Vice - - - - -	0	0	0	0	0	0	0
Sex Offenses - - - - -	0	0	0	1	0	1	1
Narcotic Drug Laws - - - - -	5	0	5	52	11	63	68
Gambling - - - - -	0	0	0	0	0	0	0
Offenses Against the Family & Children - - - - -	0	0	0	7	0	7	7
DWI - - - - -	1	0	1	194	14	208	209
Liquor Laws - - - - -	0	0	0	2	3	5	5
Drunkenness - - - - -	3	0	3	148	9	157	160
Disorderly Conduct - - - - -	0	0	0	52	12	64	64
Vagrancy - - - - -	0	0	0	0	0	0	0
All Other Offenses (except traffic) - - - - -	12	5	17	147	19	166	183
TOTAL Other Crimes - - - - -	32	5	37	781	138	919	956
Suspicion - - - - -	0	0	0	0	0	0	0
Curfew & Loitering Law Violations - - - - -	0	0	0	0	0	0	0
Run-Aways - - - - -	0	0	0	0	0	0	0
PARISH TOTALS	133	25	158	950	169	1,119	1,277

Source: Louisiana Criminal Justice Information System Division.

TABLE 44

1978 ARRESTS FOR NATCHITOCHE PARISH BY AGE AND SEX

Classification of Offenses	Juvenile			Adult			Total
	M	F	Total	M	F	Total	
<u>Index Crimes</u>							
Criminal Homicide - - - - -	0	0	0	2	1	3	3
Forcible Rape - - - - -	2	0	2	1	0	1	3
Robbery - - - - -	1	0	1	2	0	2	3
Aggravated Assault - - - - -	0	0	0	57	12	69	69
Burglary - Breaking/ Entering - - - - -	36	1	37	50	3	53	90
Larceny - Theft - - - - -	27	11	38	58	57	115	153
Motor Vehicle Theft - - - - -	1	0	1	7	0	7	8
TOTAL Index Crimes - - - - -	67	12	79	177	73	250	329
<u>Other Crimes</u>							
Manslaughter - - - - -	0	0	0	0	0	0	0
Other Assaults - - - - -	2	0	2	93	31	124	126
Arson - - - - -	0	0	0	0	0	0	0
Forgery & Counterfeiting - - - - -	0	0	0	15	1	16	16
Fraud - - - - -	2	0	2	166	140	306	308
Embezzlement - - - - -	0	0	0	0	0	0	0
Stolen Property; Buying, Receiving, Possessing - - - - -	0	0	0	2	2	4	4
Vandalism - - - - -	0	0	0	0	0	0	0
Weapons; Carrying, Possessing, etc. - - - - -	0	0	0	34	8	42	42
Prostitution and Commercial Vice - - - - -	0	0	0	0	0	0	0
Sex Offenses - - - - -	0	0	0	4	1	5	5
Narcotic Drug Laws - - - - -	6	0	6	29	3	32	38
Gambling - - - - -	0	0	0	0	0	0	0
Offenses Against the Family & Children - - - - -	0	0	0	18	0	18	18
DWI - - - - -	1	0	1	110	11	121	122
Liquor Laws - - - - -	0	0	0	0	0	0	0
Drunkenness - - - - -	2	0	2	143	8	151	153
Disorderly Conduct - - - - -	1	0	1	95	18	113	114
Vagrancy - - - - -	0	0	0	0	0	0	0
All Other Offenses (except traffic) - - - - -	18	4	22	179	47	226	248
TOTAL Other Crimes - - - - -	32	4	36	888	270	1,158	1,194
Suspicion - - - - -	0	0	0	0	0	0	0
Curfew & Loitering Law Violations - - - - -	0	0	0	0	0	0	0
Run-Aways - - - - -	5	4	9	0	0	0	9
PARISH TOTALS	104	20	124	1,065	343	1,408	1,532

Source: Louisiana Criminal Justice Information System Division

TABLE 45

1978 ARRESTS FOR ORLEANS PARISH BY AGE AND SEX

Classification of Offenses	Juvenile			Adult			Total
	M	F	Total	M	F	Total	
<u>Index Crimes</u>							
Criminal Homicide - - - - -	10	1	11	137	16	153	164
Forcible Rape - - - - -	17	1	18	76	6	82	100
Robbery - - - - -	348	17	365	894	42	936	1,301
Aggravated Assault - - - -	171	48	219	885	203	1,088	1,307
Burglary - Breaking/ Entering - - - - -	850	24	874	1,156	50	1,206	2,080
Larceny - Theft - - - - -	1,623	642	2,265	3,118	1,401	4,519	6,784
Motor Vehicle Theft - - - -	173	10	183	28	0	28	211
TOTAL Index Crimes - - - -	3,192	743	3,935	6,294	1,718	8,012	11,947
<u>Other Crimes</u>							
Manslaughter - - - - -	2	0	2	6	3	9	11
Other Assaults - - - - -	411	94	505	2,754	324	3,078	3,583
Arson - - - - -	13	0	13	23	8	31	44
Forgery & Counterfeiting -	15	18	33	313	77	390	423
Fraud - - - - -	0	0	0	117	67	184	184
Embezzlement - - - - -	0	0	0	0	0	0	0
Stolen Property; Buying, Receiving, Possessing - -	86	9	95	840	245	1,085	1,180
Vandalism - - - - -	258	33	291	206	28	234	525
Weapons; Carrying, Possessing, etc. - - - -	144	10	154	1,425	118	1,543	1,697
Prostitution & Commercial Vice - - - - -	2	11	13	72	342	414	427
Sex Offenses - - - - -	51	30	81	16	4	20	101
Narcotic Drug Laws - - - -	129	23	152	1,746	334	2,080	2,232
Gambling - - - - -	0	0	0	403	7	410	410
Offenses Against the Family & Children - - - -	0	0	0	157	82	239	239
DWI - - - - -	26	4	30	1,680	105	1,785	1,815
Liquor Laws - - - - -	0	0	0	53	17	70	70
Drunkenness - - - - -	66	13	79	7,446	331	7,777	7,856
Disorderly Conduct - - - -	147	35	182	2,611	451	3,062	3,244
Vagrancy - - - - -	1	0	1	5	3	8	9
All Other Offenses (except traffic) - - - - -	645	157	802	10,379	1,684	12,063	12,865
TOTAL Other Crimes - - - -	1,996	437	2,433	30,252	4,230	34,482	36,915
Suspicion - - - - -	0	0	0	0	0	0	0
Curfew & Loitering Law Violations - - - - -	28	3	31	0	0	0	31
Run-Aways - - - - -	156	238	394	0	0	0	394
PARISH TOTALS	5,372	1,421	6,793	36,546	5,948	42,494	49,287

Source: Louisiana Criminal Justice Information System Division

TABLE 46

1978 ARRESTS FOR OUACHITA PARISH BY AGE AND SEX

Classification of Offenses	Juvenile			Adult			Total
	M	F	Total	M	F	Total	
<u>Index Crimes</u>							
Criminal Homicide - - - - -	0	0	0	9	6	15	15
Forcible Rape - - - - -	4	0	4	27	0	27	31
Robbery - - - - -	3	0	3	26	6	32	35
Aggravated Assault - - - - -	40	10	50	264	61	325	375
Burglary - Breaking/ Entering - - - - -	136	7	143	171	13	184	327
Larceny - Theft - - - - -	318	127	445	519	310	829	1,274
Motor Vehicle Theft - - - - -	20	1	21	41	3	44	65
TOTAL Index Crimes - - - - -	521	145	666	1,057	399	1,456	2,122
<u>Other Crimes</u>							
Manslaughter - - - - -	0	0	0	0	0	0	0
Other Assaults - - - - -	30	16	46	368	39	407	453
Arson - - - - -	0	0	0	2	0	2	2
Forgery & Counterfeiting - - - - -	2	1	3	20	11	31	34
Fraud - - - - -	0	0	0	410	595	1,005	1,005
Embezzlement - - - - -	0	0	0	0	0	0	0
Stolen Property; Buying, Receiving, Possessing - - - - -	5	1	6	32	6	38	44
Vandalism - - - - -	168	8	176	41	6	47	223
Weapons; Carrying, Possessing, etc. - - - - -	40	1	41	104	11	115	156
Prostitution and Commercial Vice - - - - -	0	0	0	0	3	3	3
Sex Offenses - - - - -	5	1	6	7	0	7	13
Narcotic Drug Laws - - - - -	35	6	41	287	68	355	396
Gambling - - - - -	0	0	0	7	0	7	7
Offenses Against the Family & Children - - - - -	5	0	5	96	6	102	107
DWI - - - - -	4	1	5	916	97	1,013	1,018
Liquor Laws - - - - -	3	0	3	9	3	12	15
Drunkenness - - - - -	4	0	4	956	91	1,047	1,051
Disorderly Conduct - - - - -	334	170	504	337	109	446	950
Vagrancy - - - - -	0	0	0	23	2	25	25
All Other Offenses (except traffic) - - - - -	226	47	273	1,315	534	1,849	2,122
TOTAL Other Crimes - - - - -	861	252	1,113	4,930	1,581	6,511	7,624
Suspicion - - - - -	3	0	3	0	0	0	3
Curfew & Loitering Law Violations - - - - -	0	0	0	0	0	0	0
Run-Aways - - - - -	80	93	173	0	1	1	174
PARISH TOTALS	1,465	490	1,955	5,987	1,981	7,968	9,923

Source: Louisiana Criminal Justice Information System Division

CONTINUED

1 OF 2

TABLE 47

1978 ARRESTS FOR PLAQUEMINES PARISH BY AGE AND SEX

Classification of Offenses	Juvenile			Adult			Total
	M	F	Total	M	F	Total	
<u>Index Crimes</u>							
Criminal Homicide - - - - -	0	0	0	1	0	1	1
Forcible Rape - - - - -	0	0	0	1	0	1	1
Robbery - - - - -	0	0	0	1	0	1	1
Aggravated Assault - - - - -	3	0	3	74	12	86	89
Burglary - Breaking/ Entering - - - - -	16	0	16	53	2	55	71
Larceny - Theft - - - - -	6	0	6	54	11	65	71
Motor Vehicle Theft - - - - -	4	0	4	13	2	15	19
TOTAL Index Crimes - - - - -	29	0	29	197	27	224	253
<u>Other Crimes</u>							
Manslaughter - - - - -	1	0	1	3	0	3	4
Other Assaults - - - - -	2	1	3	75	19	94	97
Arson - - - - -	0	0	0	0	2	2	2
Forgery & Counterfeiting - - - - -	0	0	0	17	0	17	17
Fraud - - - - -	0	0	0	1	0	1	1
Embezzlement - - - - -	0	0	0	0	0	0	0
Stolen Property; Buying, Receiving, Possessing - - - - -	3	0	3	5	0	5	8
Vandalism - - - - -	0	0	0	0	0	0	0
Weapons; Carrying, Possessing, etc. - - - - -	1	0	1	5	0	5	6
Prostitution & Commercial Vice - - - - -	0	1	1	1	3	4	5
Sex Offenses - - - - -	1	0	1	7	2	9	10
Narcotic Drug Laws - - - - -	6	0	6	115	18	133	139
Gambling - - - - -	0	0	0	2	1	3	3
Offenses Against the Family & Children - - - - -	0	0	0	7	3	10	10
DWI - - - - -	0	0	0	205	7	212	212
Liquor Laws - - - - -	0	0	0	0	0	0	0
Drunkenness - - - - -	0	0	0	109	5	114	114
Disorderly Conduct - - - - -	3	1	4	80	20	100	104
Vagrancy - - - - -	0	0	0	0	0	0	0
All Other Offenses (except traffic) - - - - -	11	0	11	90	12	102	113
TOTAL Other Crimes - - - - -	28	3	31	722	92	814	845
Suspicion - - - - -	0	0	0	0	0	0	0
Curfew & Loitering Law Violations - - - - -	13	6	19	0	0	0	19
Run-Aways - - - - -	10	10	20	0	0	0	20
PARISH TOTALS	80	19	99	919	119	1,038	1,137

Source: Louisiana Criminal Justice Information System Division.

TABLE 48

1978 ARRESTS FOR POINTE COUPEE PARISH BY AGE AND SEX

Classification of Offenses	Juvenile			Adult			Total
	M	F	Total	M	F	Total	
<u>Index Crimes</u>							
Criminal Homicide - - - - -	0	0	0	3	0	3	3
Forcible Rape - - - - -	0	0	0	0	0	0	0
Robbery - - - - -	0	0	0	3	0	3	3
Aggravated Assault - - - - -	0	0	0	25	6	31	31
Burglary - Breaking/ Entering - - - - -	3	0	3	24	1	25	28
Larceny - Theft - - - - -	0	0	0	26	5	31	31
Motor Vehicle Theft - - - - -	0	0	0	4	0	4	4
TOTAL Index Crimes - - - - -	3	0	3	85	12	97	100
<u>Other Crimes</u>							
Manslaughter - - - - -	0	0	0	0	0	0	0
Other Assaults - - - - -	0	0	0	64	8	72	72
Arson - - - - -	0	0	0	0	0	0	0
Forgery & Counterfeiting - - - - -	0	0	0	1	1	2	2
Fraud - - - - -	0	0	0	0	0	0	0
Embezzlement - - - - -	0	0	0	0	0	0	0
Stolen Property; Buying, Receiving, Possessing - - - - -	0	0	0	1	0	1	1
Vandalism - - - - -	0	0	0	1	1	2	2
Weapons; Carrying, Possessing, etc. - - - - -	0	0	0	3	0	3	3
Prostitution and Commercial Vice - - - - -	0	0	0	0	0	0	0
Sex Offenses - - - - -	0	0	0	0	0	0	0
Narcotic Drug Laws - - - - -	0	0	0	4	1	5	5
Gambling - - - - -	0	0	0	0	0	0	0
Offenses Against the Family & Children - - - - -	0	0	0	9	0	9	9
DWI - - - - -	0	0	0	22	1	23	23
Liquor Laws - - - - -	0	0	0	0	0	0	0
Drunkenness - - - - -	0	0	0	4	0	4	4
Disorderly Conduct - - - - -	9	1	10	18	5	23	33
Vagrancy - - - - -	0	0	0	0	0	0	0
All Other Offenses (except traffic) - - - - -	16	5	21	32	0	32	53
TOTAL Other Crimes - - - - -	25	6	31	159	17	176	207
Suspicion - - - - -	0	0	0	1	1	2	2
Curfew & Loitering Law Violations - - - - -	0	0	0	0	0	0	0
Run-Aways - - - - -	0	0	0	0	1	1	1
PARISH TOTALS	28	6	34	245	31	276	310

Source: Louisiana Criminal Justice Information System Division

TABLE 49

1978 ARRESTS FOR RAPIDES PARISH BY AGE AND SEX

Classification of Offenses	Juvenile			Adult			Total
	M	F	Total	M	F	Total	
<u>Index Crimes</u>							
Criminal Homicide - - - - -	0	0	0	12	2	14	14
Forcible Rape - - - - -	0	0	0	13	0	13	13
Robbery - - - - -	0	0	0	29	0	29	29
Aggravated Assault - - - - -	11	5	16	159	24	183	199
Burglary - Breaking/ Entering - - - - -	166	19	185	144	9	153	338
Larceny - Theft - - - - -	240	84	324	307	238	545	869
Motor Vehicle Theft - - - - -	11	5	16	31	0	31	47
TOTAL Index Crimes - - - - -	428	113	541	695	273	968	1,509
<u>Other Crimes</u>							
Manslaughter - - - - -	0	0	0	0	0	0	0
Other Assaults - - - - -	13	1	14	242	45	287	301
Arson - - - - -	10	1	11	9	1	10	21
Forgery & Counterfeiting - -	1	1	2	16	9	25	27
Fraud - - - - -	0	1	1	308	269	577	578
Embezzlement - - - - -	0	0	0	0	0	0	0
Stolen Property; Buying, Receiving, Possessing - -	6	1	7	13	4	17	24
Vandalism - - - - -	72	10	82	35	0	35	117
Weapons; Carrying, Possessing, etc. - - - - -	3	0	3	37	7	44	47
Prostitution & Commercial Vice - - - - -	0	0	0	0	0	0	0
Sex Offenses - - - - -	2	0	2	8	0	8	10
Narcotic Drug Laws - - - - -	23	5	28	432	47	479	507
Gambling - - - - -	0	0	0	19	0	19	19
Offenses Against the Family & Children - - - - -	0	0	0	151	7	158	158
DWI - - - - -	1	0	1	322	20	342	343
Liquor Laws - - - - -	0	0	0	8	2	10	10
Drunkenness - - - - -	18	1	19	558	21	579	598
Disorderly Conduct - - - - -	71	28	99	371	63	434	533
Vagrancy - - - - -	0	0	0	0	0	0	0
All Other Offenses (except traffic) - - - - -	78	26	104	626	67	693	797
TOTAL Other Crimes - - - - -	298	75	373	3,155	562	3,717	4,090
Suspicion - - - - -	0	0	0	0	0	0	0
Curfew & Loitering Law Violations - - - - -	2	0	2	0	0	0	2
Run-Aways - - - - -	71	68	139	0	0	0	139
PARISH TOTALS	799	256	1,055	3,850	835	4,685	5,740

Source: Louisiana Criminal Justice Information System Division

TABLE 50

1978 ARRESTS FOR RED RIVER PARISH BY AGE AND SEX

Classification of Offenses	Juvenile			Adult			Total
	M	F	Total	M	F	Total	
<u>Index Crimes</u>							
Criminal Homicide - - - - -	0	0	0	2	0	2	2
Forcible Rape - - - - -	0	0	0	2	0	2	2
Robbery - - - - -	1	0	1	4	0	4	5
Aggravated Assault - - - - -	0	0	0	35	8	43	43
Burglary - Breaking/ Entering - - - - -	3	0	3	22	3	25	28
Larceny - Theft - - - - -	0	0	0	11	2	13	13
Motor Vehicle Theft - - - - -	0	0	0	12	0	12	12
TOTAL Index Crimes - - - - -	4	0	4	88	13	101	105
<u>Other Crimes</u>							
Manslaughter - - - - -	0	0	0	0	0	0	0
Other Assaults - - - - -	0	0	0	25	6	31	31
Arson - - - - -	0	0	0	2	0	2	2
Forgery & Counterfeiting - - - - -	0	0	0	4	2	6	6
Fraud - - - - -	0	0	0	7	2	9	9
Embezzlement - - - - -	0	0	0	0	0	0	0
Stolen Property; Buying, Receiving, Possessing - - - - -	0	0	0	3	0	3	3
Vandalism - - - - -	0	0	0	0	1	1	1
Weapons; Carrying, Possessing, etc. - - - - -	0	0	0	0	0	0	0
Prostitution and Commercial Vice - - - - -	0	0	0	0	0	0	0
Sex Offenses - - - - -	0	0	0	0	0	0	0
Narcotic Drug Laws - - - - -	0	0	0	1	0	1	1
Gambling - - - - -	0	0	0	0	0	0	0
Offenses Against the Family & Children - - - - -	0	0	0	9	0	9	9
DWI - - - - -	0	0	0	45	2	47	47
Liquor Laws - - - - -	0	0	0	0	0	0	0
Drunkenness - - - - -	0	0	0	16	3	19	19
Disorderly Conduct - - - - -	0	0	0	4	0	4	4
Vagrancy - - - - -	0	0	0	0	0	0	0
All Other Offenses (except traffic) - - - - -	0	0	0	2	0	2	2
TOTAL Other Crimes - - - - -	0	0	0	118	16	134	134
Suspicion - - - - -	0	0	0	0	0	0	0
Curfew & Loitering Law Violations - - - - -	0	0	0	0	0	0	0
Run-Aways - - - - -	0	0	0	0	0	0	0
PARISH TOTALS	4	0	4	206	29	235	239

Source: Louisiana Criminal Justice Information System Division

TABLE 51

1978 ARRESTS FOR RICHLAND PARISH BY AGE AND SEX

Classification of Offenses	Juvenile			Adult			Total
	M	F	Total	M	F	Total	
<u>Index Crimes</u>							
Criminal Homicide - - - - -	0	0	0	4	0	4	4
Forcible Rape - - - - -	1	0	1	7	0	7	8
Robbery - - - - -	0	0	0	6	1	7	7
Aggravated Assault - - - - -	0	0	0	40	10	50	50
Burglary - Breaking/ Entering - - - - -	14	5	19	39	3	42	61
Larceny - Theft - - - - -	17	10	27	24	24	48	75
Motor Vehicle Theft - - - - -	8	0	8	8	0	8	16
TOTAL Index Crimes - - - - -	40	15	55	128	38	166	221
<u>Other Crimes</u>							
Manslaughter - - - - -	0	0	0	0	0	0	0
Other Assaults - - - - -	2	1	3	26	11	37	40
Arson - - - - -	0	0	0	0	0	0	0
Forgery & Counterfeiting - - - - -	0	0	0	124	67	191	191
Fraud - - - - -	0	0	0	3	0	3	3
Embezzlement - - - - -	0	0	0	0	1	1	1
Stolen Property; Buying, Receiving, Possessing - - - - -	0	0	0	1	0	1	1
Vandalism - - - - -	3	0	3	11	2	13	16
Weapons; Carrying, Possessing, etc. - - - - -	1	0	1	22	6	28	29
Prostitution & Commercial Vice - - - - -	0	0	0	0	0	0	0
Sex Offenses - - - - -	0	0	0	1	0	1	1
Narcotic Drug Laws - - - - -	2	0	2	31	11	42	44
Gambling - - - - -	0	0	0	0	0	0	0
Offenses Against the Family & Children - - - - -	0	0	0	26	1	27	27
DWI - - - - -	0	0	0	107	4	111	111
Liquor Laws - - - - -	0	0	0	2	1	3	3
Drunkenness - - - - -	0	0	0	12	0	12	12
Disorderly Conduct - - - - -	4	1	5	108	26	134	139
Vagrancy - - - - -	0	0	0	1	0	1	1
All Other Offenses (except traffic) - - - - -	1	0	1	39	10	49	50
TOTAL Other Crimes - - - - -	13	2	15	514	140	654	669
Suspicion - - - - -	0	0	0	0	0	0	0
Curfew & Loitering Law Violations - - - - -	1	0	1	0	0	0	1
Run-Aways - - - - -	5	7	12	0	0	0	12
PARISH TOTALS	59	24	83	642	178	820	903

Source: Louisiana Criminal Justice Information System Division

TABLE 52

1978 ARRESTS FOR SABINE PARISH BY AGE AND SEX

Classification of Offenses	Juvenile			Adult			Total
	M	F	Total	M	F	Total	
<u>Index Crimes</u>							
Criminal Homicide - - - - -	1	0	1	6	2	8	9
Forcible Rape - - - - -	1	0	1	6	0	6	7
Robbery - - - - -	0	0	0	1	0	1	1
Aggravated Assault - - - - -	0	0	0	37	2	39	39
Burglary - Breaking/ Entering - - - - -	11	0	11	30	0	30	41
Larceny - Theft - - - - -	12	1	13	37	9	46	59
Motor Vehicle Theft - - - - -	3	0	3	1	0	1	4
TOTAL Index Crimes - - - - -	28	1	29	118	13	131	160
<u>Other Crimes</u>							
Manslaughter - - - - -	0	0	0	1	1	2	2
Other Assaults - - - - -	0	0	0	31	3	34	34
Arson - - - - -	0	0	0	1	0	1	1
Forgery & Counterfeiting - - - - -	0	0	0	3	1	4	4
Fraud - - - - -	0	0	0	4	1	5	5
Embezzlement - - - - -	0	0	0	0	0	0	0
Stolen Property; Buying, Receiving, Possessing - - - - -	0	0	0	0	0	0	0
Vandalism - - - - -	2	0	2	0	0	0	2
Weapons; Carrying, Possessing, etc. - - - - -	0	0	0	3	1	4	4
Prostitution and Commercial Vice - - - - -	0	0	0	0	0	0	0
Sex Offenses - - - - -	0	0	0	3	0	3	3
Narcotic Drug Laws - - - - -	0	0	0	19	4	23	23
Gambling - - - - -	0	0	0	0	0	0	0
Offenses Against the Family & Children - - - - -	0	0	0	3	0	3	3
DWI - - - - -	0	0	0	84	4	88	88
Liquor Laws - - - - -	0	0	0	0	0	0	0
Drunkenness - - - - -	0	0	0	73	3	76	76
Disorderly Conduct - - - - -	2	0	2	30	7	37	39
Vagrancy - - - - -	0	0	0	7	0	7	7
All Other Offenses (except traffic) - - - - -	2	0	2	31	6	37	39
TOTAL Other Crimes - - - - -	6	0	6	293	31	324	330
Suspicion - - - - -	0	0	0	0	0	0	0
Curfew & Loitering Law Violations - - - - -	0	0	0	0	0	0	0
Run-Aways - - - - -	4	0	4	0	1	1	5
PARISH TOTALS	38	1	39	411	45	456	495

Source: Louisiana Criminal Justice Information System Division

TABLE 53

1978 ARRESTS FOR ST. BERNARD PARISH BY AGE AND SEX

Classification of Offenses	Juvenile			Adult			Total
	M	F	Total	M	F	Total	
<u>Index Crimes</u>							
Criminal Homicide - - - - -	0	0	0	2	1	3	3
Forcible Rape - - - - -	0	0	0	9	0	9	9
Robbery - - - - -	0	0	0	24	4	28	28
Aggravated Assault - - - - -	8	0	8	86	15	101	109
Burglary - Breaking/ Entering - - - - -	28	1	29	62	10	72	101
Larceny - Theft - - - - -	54	10	64	127	75	202	266
Motor Vehicle Theft - - - - -	7	0	7	23	1	24	31
TOTAL Index Crimes - - - - -	97	11	108	333	106	439	547
<u>Other Crimes</u>							
Manslaughter - - - - -	0	0	0	0	0	0	0
Other Assaults - - - - -	4	5	9	176	41	217	226
Arson - - - - -	1	0	1	6	0	6	7
Forgery & Counterfeiting - -	0	0	0	12	1	13	13
Fraud - - - - -	0	0	0	7	10	17	17
Embezzlement - - - - -	0	0	0	0	0	0	0
Stolen Property; Buying, Receiving, Possessing - -	3	0	3	33	7	40	43
Vandalism - - - - -	1	0	1	0	0	0	1
Weapons; Carrying, Possessing, etc. - - - - -	1	1	2	33	5	38	40
Prostitution & Commercial Vice - - - - -	0	0	0	0	0	0	0
Sex Offenses - - - - -	0	0	0	9	0	9	9
Narcotic Drug Laws - - - - -	9	6	15	138	22	160	175
Gambling - - - - -	0	0	0	11	0	11	11
Offenses Against the Family & Children - - - - -	1	0	1	52	6	58	59
DWI - - - - -	0	0	0	315	22	337	337
Liquor Laws - - - - -	0	0	0	0	0	0	0
Drunkenness - - - - -	0	0	0	0	1	1	1
Disorderly Conduct - - - - -	8	0	8	162	37	199	207
Vagrancy - - - - -	0	0	0	0	0	0	0
All Other Offenses (except traffic) - - - - -	12	1	13	258	35	293	306
TOTAL Other Crimes - - - - -	40	13	53	1,212	187	1,399	1,452
Suspicion - - - - -	0	0	0	0	0	0	0
Curfew & Loitering Law Violations - - - - -	0	0	0	0	0	0	0
Run-Aways - - - - -	8	15	23	0	0	0	23
PARISH TOTALS	145	39	184	1,545	293	1,838	2,022

Source: Louisiana Criminal Justice Information System Division

TABLE 54

1978 ARRESTS FOR ST. CHARLES PARISH BY AGE AND SEX

Classification of Offenses	Juvenile			Adult			Total
	M	F	Total	M	F	Total	
<u>Index Crimes</u>							
Criminal Homicide - - - - -	1	0	1	3	1	4	5
Forcible Rape - - - - -	0	0	0	4	0	4	4
Robbery - - - - -	1	0	1	14	0	14	15
Aggravated Assault - - - - -	8	0	8	99	14	113	121
Burglary - Breaking/ Entering - - - - -	34	3	37	29	3	32	69
Larceny - Theft - - - - -	12	5	17	54	14	68	85
Motor Vehicle Theft - - - - -	0	0	0	8	1	9	9
TOTAL Index Crimes - - - - -	56	8	64	211	33	244	308
<u>Other Crimes</u>							
Manslaughter - - - - -	0	0	0	0	0	0	0
Other Assaults - - - - -	6	3	9	83	9	92	101
Arson - - - - -	1	0	1	3	1	4	5
Forgery & Counterfeiting - - - - -	0	0	0	0	0	0	0
Fraud - - - - -	0	0	0	13	6	19	19
Embezzlement - - - - -	0	0	0	0	0	0	0
Stolen Property; Buying, Receiving, Possessing - - - - -	4	1	5	13	1	14	19
Vandalism - - - - -	0	0	0	0	0	0	0
Weapons; Carrying, Possessing, etc. - - - - -	1	0	1	28	2	30	31
Prostitution and Commercial Vice - - - - -	0	0	0	0	0	0	0
Sex Offenses - - - - -	0	0	0	16	0	16	16
Narcotic Drug Laws - - - - -	7	3	10	78	4	82	92
Gambling - - - - -	0	0	0	2	0	2	2
Offenses Against the Family & Children - - - - -	0	0	0	41	6	47	47
DWI - - - - -	3	0	3	460	19	479	482
Liquor Laws - - - - -	0	0	0	0	0	0	0
Drunkenness - - - - -	0	0	0	39	7	46	46
Disorderly Conduct - - - - -	17	4	21	233	28	261	282
Vagrancy - - - - -	0	0	0	3	0	3	3
All Other Offenses (except traffic) - - - - -	22	2	24	183	24	207	231
TOTAL Other Crimes - - - - -	61	13	74	1,195	107	1,302	1,376
Suspicion - - - - -	1	0	1	0	0	0	1
Curfew & Loitering Law Violations - - - - -	40	19	59	0	0	0	59
Run-Aways - - - - -	5	13	18	0	0	0	18
PARISH TOTALS	163	53	216	1,406	140	1,546	1,762

Source: Louisiana Criminal Justice Information System Division

TABLE 55

1978 ARRESTS FOR ST. HELENA PARISH BY AGE AND SEX

Classification of Offenses	Juvenile			Adult			Total
	M	F	Total	M	F	Total	
<u>Index Crimes</u>							
Criminal Homicide - - - - -	0	0	0	0	1	1	1
Forcible Rape - - - - -	0	0	0	4	0	4	4
Robbery - - - - -	0	0	0	1	0	1	1
Aggravated Assault - - - - -	0	0	0	26	1	27	27
Burglary - Breaking/ Entering - - - - -	2	0	2	8	0	8	10
Larceny - Theft - - - - -	0	0	0	8	1	9	9
Motor Vehicle Theft - - - - -	1	0	1	1	0	1	2
TOTAL Index Crimes - - - - -	3	0	3	48	3	51	54
<u>Other Crimes</u>							
Manslaughter - - - - -	0	0	0	3	0	3	3
Other Assaults - - - - -	0	0	0	0	0	0	0
Arson - - - - -	0	0	0	5	0	5	5
Forgery & Counterfeiting - - - - -	0	0	0	0	0	0	0
Fraud - - - - -	0	0	0	0	0	0	0
Embezzlement - - - - -	0	0	0	0	0	0	0
Stolen Property; Buying, Receiving, Possessing - - - - -	0	0	0	6	1	7	7
Vandalism - - - - -	0	0	0	0	0	0	0
Weapons; Carrying, Possessing, etc. - - - - -	0	0	0	0	0	0	0
Prostitution & Commercial Vice - - - - -	0	0	0	0	0	0	0
Sex Offenses - - - - -	0	0	0	1	0	1	1
Narcotic Drug Laws - - - - -	0	0	0	3	1	4	4
Gambling - - - - -	0	0	0	0	0	0	0
Offenses Against the Family & Children - - - - -	0	0	0	2	0	2	2
DWI - - - - -	0	0	0	22	0	22	22
Liquor Laws - - - - -	0	0	0	0	0	0	0
Drunkenness - - - - -	0	0	0	28	0	28	28
Disorderly Conduct - - - - -	1	0	1	38	0	38	39
Vagrancy - - - - -	0	0	0	0	0	0	0
All Other Offenses (except traffic) - - - - -	0	0	0	14	0	14	14
TOTAL Other Crimes - - - - -	1	0	1	122	2	124	125
Suspicion - - - - -	0	0	0	0	0	0	0
Curfew & Loitering Law Violations - - - - -	0	0	0	0	0	0	0
Run-Aways - - - - -	0	0	0	0	0	0	0
PARISH TOTALS	4	0	4	170	5	175	179

Source: Louisiana Criminal Justice Information System Division

TABLE 56

1978 ARRESTS FOR ST. JAMES PARISH BY AGE AND SEX

Classification of Offenses	Juvenile			Adult			Total
	M	F	Total	M	F	Total	
<u>Index Crimes</u>							
Criminal Homicide - - - - -	0	0	0	0	0	0	0
Forcible Rape - - - - -	0	0	0	5	0	5	5
Robbery - - - - -	0	0	0	0	0	0	0
Aggravated Assault - - - - -	2	0	2	50	13	63	65
Burglary - Breaking/ Entering - - - - -	13	0	13	17	1	18	31
Larceny - Theft - - - - -	14	0	14	28	7	35	49
Motor Vehicle Theft - - - - -	1	0	1	3	0	3	4
TOTAL Index Crimes - - - - -	30	0	30	103	21	124	154
<u>Other Crimes</u>							
Manslaughter - - - - -	0	0	0	0	0	0	0
Other Assaults - - - - -	10	1	11	54	12	66	77
Arson - - - - -	0	0	0	0	0	0	0
Forgery & Counterfeiting - - - - -	0	0	0	0	1	1	1
Fraud - - - - -	0	0	0	0	0	0	0
Embezzlement - - - - -	0	0	0	0	0	0	0
Stolen Property; Buying, Receiving, Possessing - - - - -	1	0	1	1	0	1	2
Vandalism - - - - -	12	0	12	5	0	5	17
Weapons; Carrying, Possessing, etc. - - - - -	1	0	1	1	0	1	2
Prostitution and Commercial Vice - - - - -	0	1	1	0	0	0	1
Sex Offenses - - - - -	0	0	0	6	0	6	6
Narcotic Drug Laws - - - - -	7	1	8	34	1	35	43
Gambling - - - - -	0	0	0	0	0	0	0
Offenses Against the Family & Children - - - - -	0	0	0	0	0	0	0
DWI - - - - -	0	0	0	65	1	66	66
Liquor Laws - - - - -	0	0	0	0	0	0	0
Drunkenness - - - - -	0	0	0	0	0	0	0
Disorderly Conduct - - - - -	0	0	0	45	6	51	51
Vagrancy - - - - -	1	2	3	0	0	0	3
All Other Offenses (except traffic) - - - - -	22	0	22	155	23	178	200
TOTAL Other Crimes - - - - -	54	5	59	366	44	410	469
Suspicion - - - - -	0	0	0	0	0	0	0
Curfew & Loitering Law Violations - - - - -	0	0	0	0	0	0	0
Run-Aways - - - - -	11	4	15	0	0	0	15
PARISH TOTALS	95	9	104	469	65	534	638

Source: Louisiana Criminal Justice Information System Division

TABLE 57

1978 ARRESTS FOR ST. JOHN PARISH BY AGE AND SEX

Classification of Offenses	Juvenile			Adult			Total
	M	F	Total	M	F	Total	
<u>Index Crimes</u>							
Criminal Homicide - - - - -	0	0	0	7	4	11	11
Forcible Rape - - - - -	0	0	0	7	0	7	7
Robbery - - - - -	0	0	0	9	0	9	9
Aggravated Assault - - - - -	2	3	5	60	16	76	81
Burglary - Breaking/ Entering - - - - -	8	1	9	35	0	35	44
Larceny - Theft - - - - -	25	1	26	63	38	101	127
Motor Vehicle Theft - - - - -	0	0	0	3	0	3	3
TOTAL Index Crimes - - - - -	35	5	40	184	58	242	282
<u>Other Crimes</u>							
Manslaughter - - - - -	0	0	0	0	0	0	0
Other Assaults - - - - -	5	0	5	150	30	180	185
Arson - - - - -	0	0	0	0	0	0	0
Forgery & Counterfeiting - - - - -	0	0	0	2	0	2	2
Fraud - - - - -	0	0	0	0	0	0	0
Embezzlement - - - - -	0	0	0	0	0	0	0
Stolen Property; Buying, Receiving, Possessing - - - - -	0	0	0	11	0	11	11
Vandalism - - - - -	0	0	0	0	0	0	0
Weapons; Carrying, Possessing, etc. - - - - -	2	0	2	9	0	9	11
Prostitution & Commercial Vice - - - - -	0	0	0	1	2	3	3
Sex Offenses - - - - -	0	0	0	6	0	6	6
Narcotic Drug Laws - - - - -	3	0	3	51	5	56	59
Gambling - - - - -	0	0	0	2	1	3	3
Offenses Against the Family & Children - - - - -	0	0	0	43	1	44	44
DWI - - - - -	0	0	0	160	5	165	165
Liquor Laws - - - - -	0	0	0	0	0	0	0
Drunkenness - - - - -	0	0	0	4	0	4	4
Disorderly Conduct - - - - -	0	0	0	9	1	10	10
Vagrancy - - - - -	0	0	0	1	0	1	1
All Other Offenses (except traffic) - - - - -	17	3	20	166	25	191	211
TOTAL Other Crimes - - - - -	27	3	30	615	70	685	715
Suspicion - - - - -	0	0	0	0	0	0	0
Curfew & Loitering Law Violations - - - - -	5	0	5	0	0	0	5
Run-Aways - - - - -	8	37	45	1	0	1	46
PARISH TOTALS	75	45	120	800	128	928	1,048

Source: Louisiana Criminal Justice Information System Division

TABLE 58

1978 ARRESTS FOR ST. LANDRY PARISH BY AGE AND SEX

Classification of Offenses	Juvenile			Adult			Total
	M	F	Total	M	F	Total	
<u>Index Crimes</u>							
Criminal Homicide - - - - -	1	0	1	8	1	9	10
Forcible Rape - - - - -	0	0	0	9	0	9	9
Robbery - - - - -	1	0	1	23	1	24	25
Aggravated Assault - - - - -	4	0	4	164	29	193	197
Burglary - Breaking/ Entering - - - - -	28	1	29	56	3	59	88
Larceny - Theft - - - - -	72	29	101	142	58	200	301
Motor Vehicle Theft - - - - -	12	3	15	19	4	23	38
TOTAL Index Crimes - - - - -	118	33	151	421	96	517	668
<u>Other Crimes</u>							
Manslaughter - - - - -	0	0	0	3	0	3	3
Other Assaults - - - - -	14	5	19	382	55	437	456
Arson - - - - -	5	0	5	2	0	2	7
Forgery & Counterfeiting - - - - -	1	2	3	13	4	17	20
Fraud - - - - -	0	0	0	22	6	28	28
Embezzlement - - - - -	0	0	0	0	0	0	0
Stolen Property; Buying, Receiving, Possessing - - - - -	4	0	4	28	0	28	32
Vandalism - - - - -	8	0	8	32	6	38	46
Weapons; Carrying, Possessing, etc. - - - - -	3	0	3	59	4	63	66
Prostitution and Commercial Vice - - - - -	0	0	0	4	20	24	24
Sex Offenses - - - - -	1	0	1	11	12	23	24
Narcotic Drug Laws - - - - -	11	1	12	161	8	169	181
Gambling - - - - -	0	0	0	1	1	2	2
Offenses Against the Family & Children - - - - -	0	0	0	35	1	36	36
DWI - - - - -	9	0	9	986	32	1,018	1,027
Liquor Laws - - - - -	0	0	0	0	0	0	0
Drunkenness - - - - -	5	6	11	302	36	338	349
Disorderly Conduct - - - - -	47	13	60	515	96	611	671
Vagrancy - - - - -	0	0	0	0	1	1	1
All Other Offenses (except traffic) - - - - -	75	13	88	444	105	549	637
TOTAL Other Crimes - - - - -	183	40	223	3,000	387	3,387	3,610
Suspicion - - - - -	0	0	0	2	2	4	4
Curfew & Loitering Law Violations - - - - -	70	9	79	1	0	1	80
Run-Aways - - - - -	11	10	21	0	0	0	21
PARISH TOTALS	382	92	474	3,424	485	3,909	4,383

Source: Louisiana Criminal Justice Information System Division

TABLE 59

1978 ARRESTS FOR ST. MARTIN PARISH BY AGE AND SEX

Classification of Offenses	Juvenile			Adult			Total
	M	F	Total	M	F	Total	
<u>Index Crimes</u>							
Criminal Homicide - - - - -	0	0	0	6	0	6	6
Forcible Rape - - - - -	2	0	2	15	0	15	17
Robbery - - - - -	0	0	0	2	1	3	3
Aggravated Assault - - - - -	5	0	5	80	8	88	93
Burglary - Breaking/ Entering - - - - -	16	2	18	44	3	47	65
Larceny - Theft - - - - -	25	2	27	46	11	57	84
Motor Vehicle Theft - - - - -	2	1	3	5	0	5	8
TOTAL Index Crimes - - - - -	50	5	55	198	23	221	276
<u>Other Crimes</u>							
Manslaughter - - - - -	0	0	0	0	0	0	0
Other Assaults - - - - -	1	0	1	125	12	137	138
Arson - - - - -	0	0	0	1	0	1	1
Forgery & Counterfeiting - -	2	1	3	4	1	5	8
Fraud - - - - -	0	0	0	5	7	12	12
Embezzlement - - - - -	0	0	0	0	0	0	0
Stolen Property; Buying, Receiving, Possessing - -	0	0	0	3	1	4	4
Vandalism - - - - -	2	1	3	13	3	16	19
Weapons; Carrying, Possessing, etc. - - - - -	0	0	0	17	2	19	19
Prostitution & Commercial Vice - - - - -	0	0	0	0	0	0	0
Sex Offenses - - - - -	0	0	0	0	0	0	0
Narcotic Drug Laws - - - - -	2	0	2	54	7	61	63
Gambling - - - - -	0	0	0	0	0	0	0
Offenses Against the Family & Children - - - - -	0	0	0	8	4	12	12
DWI - - - - -	0	0	0	69	2	71	71
Liquor Laws - - - - -	2	0	2	2	0	2	4
Drunkenness - - - - -	0	0	0	2	0	2	2
Disorderly Conduct - - - - -	0	0	0	23	2	25	25
Vagrancy - - - - -	0	0	0	0	0	0	0
All Other Offenses (except traffic) - - - - -	7	2	9	60	4	64	73
TOTAL Other Crimes - - - - -	16	4	20	386	45	431	451
Suspicion - - - - -	0	0	0	0	0	0	0
Curfew & Loitering Law Violations - - - - -	0	0	0	0	0	0	0
Run-Aways - - - - -	1	2	3	0	0	0	3
PARISH TOTALS	67	11	78	584	68	652	730

Source: Louisiana Criminal Justice Information System Division

TABLE 60

1978 ARRESTS FOR ST. MARY PARISH BY AGE AND SEX

Classification of Offenses	Juvenile			Adult			Total
	M	F	Total	M	F	Total	
<u>Index Crimes</u>							
Criminal Homicide - - - - -	0	0	0	8	0	8	8
Forcible Rape - - - - -	0	0	0	14	0	14	14
Robbery - - - - -	8	0	8	35	1	36	44
Aggravated Assault - - - - -	21	8	29	175	21	196	225
Burglary - Breaking/ Entering - - - - -	60	2	62	110	3	113	175
Larceny - Theft - - - - -	79	23	102	234	96	330	432
Motor Vehicle Theft - - - - -	15	0	15	44	0	44	59
TOTAL Index Crimes - - - - -	183	33	216	620	121	741	957
<u>Other Crimes</u>							
Manslaughter - - - - -	0	0	0	0	1	1	1
Other Assaults - - - - -	15	8	23	348	59	407	430
Arson - - - - -	0	1	1	1	2	3	4
Forgery & Counterfeiting - - - - -	1	0	1	20	2	22	23
Fraud - - - - -	0	0	0	56	25	81	81
Embezzlement - - - - -	0	0	0	0	0	0	0
Stolen Property; Buying, Receiving, Possessing - - - - -	6	1	7	27	5	32	39
Vandalism - - - - -	22	1	23	33	4	37	60
Weapons; Carrying, Possessing, etc. - - - - -	3	0	3	38	6	44	47
Prostitution and Commercial Vice - - - - -	0	0	0	0	0	0	0
Sex Offenses - - - - -	0	0	0	8	0	8	8
Narcotic Drug Laws - - - - -	23	4	27	242	26	268	295
Gambling - - - - -	0	0	0	0	0	0	0
Offenses Against the Family & Children - - - - -	1	0	1	50	3	53	54
DWI - - - - -	4	0	4	348	14	362	366
Liquor Laws - - - - -	0	2	2	28	3	31	33
Drunkenness - - - - -	1	0	1	985	37	1,022	1,023
Disorderly Conduct - - - - -	37	2	39	268	50	318	357
Vagrancy - - - - -	0	0	0	0	0	0	0
All Other Offenses (except traffic) - - - - -	80	27	107	463	52	515	622
TOTAL Other Crimes - - - - -	193	46	239	2,915	289	3,204	3,443
Suspicion - - - - -	0	1	1	0	0	0	1
Curfew & Loitering Law Violations - - - - -	30	7	37	0	0	0	37
Run-Aways - - - - -	15	31	46	1	1	2	48
PARISH TOTALS	421	118	539	3,536	411	3,947	4,486

Source: Louisiana Criminal Justice Information System Division

TABLE 61

1978 ARRESTS FOR ST. TAMMANY PARISH BY AGE AND SEX

Classification of Offenses	Juvenile			Adult			Total
	M	F	Total	M	F	Total	
<u>Index Crimes</u>							
Criminal Homicide - - - - -	0	0	0	7	1	8	8
Forcible Rape - - - - -	2	0	2	21	0	21	23
Robbery - - - - -	3	2	5	12	1	13	18
Aggravated Assault - - - - -	9	3	12	155	19	174	186
Burglary - Breaking/ Entering - - - - -	104	18	122	141	21	162	284
Larceny - Theft - - - - -	77	24	101	186	99	285	386
Motor Vehicle Theft - - - - -	10	2	12	24	4	28	40
TOTAL Index Crimes - - - - -	205	49	254	546	145	691	945
<u>Other Crimes</u>							
Manslaughter - - - - -	0	0	0	0	0	0	0
Other Assaults - - - - -	11	1	12	211	27	238	250
Arson - - - - -	4	0	4	11	1	12	16
Forgery & Counterfeiting - - - - -	3	0	3	18	12	30	33
Fraud - - - - -	1	0	1	169	115	284	285
Embezzlement - - - - -	0	0	0	1	1	2	2
Stolen Property; Buying, Receiving, Possessing - - - - -	32	4	36	41	7	48	84
Vandalism - - - - -	59	15	74	98	11	109	183
Weapons; Carrying, Possessing, etc. - - - - -	3	0	3	47	5	52	55
Prostitution & Commercial Vice - - - - -	0	0	0	1	4	5	5
Sex Offenses - - - - -	2	0	2	8	0	8	10
Narcotic Drug Laws - - - - -	39	9	48	132	30	162	210
Gambling - - - - -	0	0	0	1	1	2	2
Offenses Against the Family & Children - - - - -	0	0	0	83	8	91	91
DWI - - - - -	9	0	9	431	41	472	481
Liquor Laws - - - - -	16	0	16	1	1	2	18
Drunkenness - - - - -	4	0	4	122	13	135	139
Disorderly Conduct - - - - -	21	6	27	174	27	201	228
Vagrancy - - - - -	0	0	0	0	0	0	0
All Other Offenses (except traffic) - - - - -	72	29	101	216	28	244	345
TOTAL Other Crimes - - - - -	276	64	340	1,765	332	2,097	2,437
Suspicion - - - - -	1	0	1	1	0	1	2
Curfew & Loitering Law Violations - - - - -	38	26	64	0	0	0	64
Run-Aways - - - - -	73	108	181	1	0	1	182
PARISH TOTALS	593	247	840	2,313	477	2,790	3,630

Source: Louisiana Criminal Justice Information System Division

TABLE 62

1978 ARRESTS FOR TANGIPAHOA PARISH BY AGE AND SEX

Classification of Offenses	Juvenile			Adult			Total
	M	F	Total	M	F	Total	
<u>Index Crimes</u>							
Criminal Homicide - - - - -	0	0	0	10	3	13	13
Forcible Rape - - - - -	1	0	1	19	1	20	21
Robbery - - - - -	3	0	3	21	0	21	24
Aggravated Assault - - - - -	6	3	9	81	24	105	114
Burglary - Breaking/ Entering - - - - -	36	1	37	174	5	179	216
Larceny - Theft - - - - -	36	13	49	212	90	302	351
Motor Vehicle Theft - - - - -	12	0	12	31	2	33	45
TOTAL Index Crimes - - - - -	94	17	111	548	125	673	784
<u>Other Crimes</u>							
Manslaughter - - - - -	0	0	0	1	0	1	1
Other Assaults - - - - -	4	0	4	103	13	116	120
Arson - - - - -	1	0	1	2	0	2	3
Forgery & Counterfeiting - - - - -	0	0	0	34	18	52	52
Fraud - - - - -	0	0	0	23	22	45	45
Embezzlement - - - - -	0	0	0	2	0	2	2
Stolen Property; Buying, Receiving, Possessing - - - - -	0	0	0	29	1	30	30
Vandalism - - - - -	14	3	17	32	3	35	52
Weapons; Carrying, Possessing, etc. - - - - -	1	0	1	39	1	40	41
Prostitution and Commercial Vice - - - - -	0	0	0	0	0	0	0
Sex Offenses - - - - -	0	0	0	7	0	7	7
Narcotic Drug Laws - - - - -	2	1	3	107	17	124	127
Gambling - - - - -	0	0	0	0	0	0	0
Offenses Against the Family & Children - - - - -	0	0	0	16	1	17	17
DWI - - - - -	3	0	3	302	18	320	323
Liquor Laws - - - - -	0	0	0	7	1	8	8
Drunkenness - - - - -	4	1	5	154	8	162	167
Disorderly Conduct - - - - -	9	0	9	288	32	320	329
Vagrancy - - - - -	0	0	0	0	0	0	0
All Other Offenses (except traffic) - - - - -	14	4	18	324	53	377	395
TOTAL Other Crimes - - - - -	52	9	61	1,470	188	1,658	1,719
Suspicion - - - - -	0	0	0	2	1	3	3
Curfew & Loitering Law Violations - - - - -	5	0	5	0	0	0	5
Run-Aways - - - - -	15	21	36	0	0	0	36
PARISH TOTALS	166	47	213	2,020	314	2,334	2,547

Source: Louisiana Criminal Justice Information System Division

TABLE 63

1978 ARRESTS FOR TENSAS PARISH BY AGE AND SEX

Classification of Offenses	Juvenile			Adult			Total
	M	F	Total	M	F	Total	
<u>Index Crimes</u>							
Criminal Homicide - - - - -	0	0	0	0	0	0	0
Forcible Rape - - - - -	0	0	0	4	0	4	4
Robbery - - - - -	0	0	0	0	0	0	0
Aggravated Assault - - - - -	0	0	0	15	2	17	17
Burglary - Breaking/ Entering - - - - -	5	1	6	14	2	16	22
Larceny - Theft - - - - -	1	0	1	30	10	40	41
Motor Vehicle Theft - - - - -	0	0	0	2	0	2	2
TOTAL Index Crimes - - - - -	6	1	7	65	14	79	86
<u>Other Crimes</u>							
Manslaughter - - - - -	0	0	0	0	0	0	0
Other Assaults - - - - -	0	0	0	13	3	16	16
Arson - - - - -	0	0	0	1	0	1	1
Forgery & Counterfeiting - -	0	0	0	2	0	2	2
Fraud - - - - -	0	0	0	0	0	0	0
Embezzlement - - - - -	0	0	0	0	0	0	0
Stolen Property; Buying, Receiving, Possessing - -	0	0	0	0	0	0	0
Vandalism - - - - -	2	0	2	0	0	0	2
Weapons; Carrying, Possessing, etc. - - - - -	0	0	0	1	0	1	1
Prostitution & Commercial Vice - - - - -	0	0	0	0	0	0	0
Sex Offenses - - - - -	0	0	0	0	0	0	0
Narcotic Drug Laws - - - - -	0	0	0	5	0	5	5
Gambling - - - - -	0	0	0	0	0	0	0
Offenses Against the Family & Children - - - - -	0	0	0	15	2	17	17
DWI - - - - -	0	0	0	36	3	39	39
Liquor Laws - - - - -	0	0	0	0	0	0	0
Drunkenness - - - - -	0	0	0	9	2	11	11
Disorderly Conduct - - - - -	2	0	2	17	1	18	20
Vagrancy - - - - -	0	0	0	0	0	0	0
All Other Offenses (except traffic) - - - - -	4	0	4	10	1	11	15
TOTAL Other Crimes - - - - -	8	0	8	109	12	121	129
Suspicion - - - - -	0	0	0	0	0	0	0
Curfew & Loitering Law Violations - - - - -	0	0	0	0	0	0	0
Run-Aways - - - - -	0	0	0	0	0	0	0
PARISH TOTALS	14	1	15	174	26	200	215

Source: Louisiana Criminal Justice Information System Division

TABLE 64

1978 ARRESTS FOR TERREBONNE PARISH BY AGE AND SEX

Classification of Offenses	Juvenile			Adult			Total
	M	F	Total	M	F	Total	
<u>Index Crimes</u>							
Criminal Homicide - - - - -	0	0	0	13	1	14	14
Forcible Rape - - - - -	1	0	1	10	0	10	11
Robbery - - - - -	5	0	5	19	1	20	25
Aggravated Assault - - - - -	6	1	7	50	13	63	70
Burglary - Breaking/ Entering - - - - -	80	3	83	63	5	68	151
Larceny - Theft - - - - -	77	26	103	45	30	75	178
Motor Vehicle Theft - - - - -	3	0	3	7	1	8	11
TOTAL Index Crimes - - - - -	172	30	202	207	51	258	460
<u>Other Crimes</u>							
Manslaughter - - - - -	0	0	0	0	0	0	0
Other Assaults - - - - -	21	0	21	106	15	121	142
Arson - - - - -	3	0	3	4	1	5	8
Forgery & Counterfeiting - - - - -	2	1	3	22	5	27	30
Fraud - - - - -	0	0	0	23	16	39	39
Embezzlement - - - - -	0	0	0	18	10	28	28
Stolen Property; Buying, Receiving, Possessing - - - - -	8	0	8	0	0	0	8
Vandalism - - - - -	41	6	47	11	1	12	59
Weapons; Carrying, Possessing, etc. - - - - -	1	0	1	49	2	51	52
Prostitution and Commercial Vice - - - - -	0	0	0	0	0	0	0
Sex Offenses - - - - -	1	0	1	2	0	2	3
Narcotic Drug Laws - - - - -	23	3	26	71	11	82	108
Gambling - - - - -	0	0	0	1	1	2	2
Offenses Against the Family & Children - - - - -	1	2	3	47	0	47	50
DWI - - - - -	5	3	8	453	29	482	490
Liquor Laws - - - - -	0	2	2	0	0	0	2
Drunkenness - - - - -	19	4	23	537	15	552	575
Disorderly Conduct - - - - -	69	22	91	189	16	205	296
Vagrancy - - - - -	1	0	1	0	0	0	1
All Other Offenses (except traffic) - - - - -	13	3	16	554	87	641	657
TOTAL Other Crimes - - - - -	208	46	254	2,087	209	2,296	2,550
Suspicion - - - - -	27	12	39	0	0	0	39
Curfew & Loitering Law Violations - - - - -	50	20	70	0	0	0	70
Run-Aways - - - - -	42	63	105	0	0	0	105
PARISH TOTALS	499	171	670	2,294	260	2,554	3,224

Source: Louisiana Criminal Justice Information System Division

TABLE 65

1978 ARRESTS FOR UNION PARISH BY AGE AND SEX

Classification of Offenses	Juvenile			Adult			Total
	M	F	Total	M	F	Total	
<u>Index Crimes</u>							
Criminal Homicide - - - - -	0	0	0	4	0	4	4
Forcible Rape - - - - -	0	0	0	2	0	2	2
Robbery - - - - -	0	0	0	0	0	0	0
Aggravated Assault - - - - -	0	0	0	77	13	90	90
Burglary - Breaking/ Entering - - - - -	33	0	33	61	3	64	97
Larceny - Theft - - - - -	10	0	10	13	7	20	30
Motor Vehicle Theft - - - - -	2	0	2	3	0	3	5
TOTAL Index Crimes - - - - -	45	0	45	160	23	183	228
<u>Other Crimes</u>							
Manslaughter - - - - -	0	0	0	0	0	0	0
Other Assaults - - - - -	0	0	0	18	1	19	19
Arson - - - - -	0	0	0	1	0	1	1
Forgery & Counterfeiting - - - - -	0	0	0	5	0	5	5
Fraud - - - - -	0	0	0	0	0	0	0
Embezzlement - - - - -	0	0	0	0	0	0	0
Stolen Property; Buying, Receiving, Possessing - - - - -	2	0	2	11	8	19	21
Vandalism - - - - -	0	0	0	0	0	0	0
Weapons; Carrying, Possessing, etc. - - - - -	0	0	0	11	0	11	11
Prostitution & Commercial Vice - - - - -	0	0	0	0	0	0	0
Sex Offenses - - - - -	0	0	0	3	0	3	3
Narcotic Drug Laws - - - - -	2	0	2	18	1	19	21
Gambling - - - - -	0	0	0	0	0	0	0
Offenses Against the Family & Children - - - - -	0	0	0	4	1	5	5
DWI - - - - -	1	0	1	39	2	41	42
Liquor Laws - - - - -	0	0	0	2	1	3	3
Drunkenness - - - - -	0	0	0	21	3	24	24
Disorderly Conduct - - - - -	1	0	1	49	7	56	57
Vagrancy - - - - -	0	0	0	0	0	0	0
All Other Offenses (except traffic) - - - - -	11	0	11	131	37	168	179
TOTAL Other Crimes - - - - -	17	0	17	313	61	374	391
Suspicion - - - - -	0	0	0	0	0	0	0
Curfew & Loitering Law Violations - - - - -	0	0	0	0	0	0	0
Run-Aways - - - - -	1	5	6	0	1	1	7
PARISH TOTALS	63	5	68	473	85	558	626

Source: Louisiana Criminal Justice Information System Division

TABLE 66

1978 ARRESTS FOR VERMILION PARISH BY AGE AND SEX

Classification of Offenses	Juvenile			Adult			Total
	M	F	Total	M	F	Total	
<u>Index Crimes</u>							
Criminal Homicide - - - - -	0	0	0	2	0	2	2
Forcible Rape - - - - -	2	0	2	7	0	7	9
Robbery - - - - -	3	0	3	17	1	18	21
Aggravated Assault - - - - -	0	1	1	38	6	44	45
Burglary - Breaking/ Entering - - - - -	18	2	20	47	2	49	69
Larceny - Theft - - - - -	17	3	20	70	18	88	108
Motor Vehicle Theft - - - - -	0	0	0	5	0	5	5
TOTAL Index Crimes - - - - -	40	6	46	186	27	213	259
<u>Other Crimes</u>							
Manslaughter - - - - -	0	0	0	0	0	0	0
Other Assaults - - - - -	12	0	12	84	11	95	107
Arson - - - - -	0	0	0	0	1	1	1
Forgery & Counterfeiting - -	2	0	2	6	1	7	9
Fraud - - - - -	0	0	0	5	6	11	11
Embezzlement - - - - -	0	0	0	0	0	0	0
Stolen Property; Buying, Receiving, Possessing - -	0	0	0	3	2	5	5
Vandalism - - - - -	9	1	10	23	1	24	34
Weapons; Carrying, Possessing, etc. - - - - -	1	0	1	1	0	1	2
Prostitution and Commercial Vice - - - - -	0	0	0	0	0	0	0
Sex Offenses - - - - -	0	0	0	1	0	1	1
Narcotic Drug Laws - - - - -	2	0	2	22	3	25	27
Gambling - - - - -	0	0	0	0	0	0	0
Offenses Against the Family & Children - - - - -	0	0	0	8	0	8	8
DWI - - - - -	0	0	0	72	5	77	77
Liquor Laws - - - - -	0	0	0	1	0	1	1
Drunkenness - - - - -	0	0	0	12	1	13	13
Disorderly Conduct - - - - -	1	0	1	71	11	82	83
Vagrancy - - - - -	0	0	0	0	0	0	0
All Other Offenses (except traffic) - - - - -	12	5	17	234	32	266	283
TOTAL Other Crimes - - - - -	39	6	45	543	74	617	662
Suspicion - - - - -	0	0	0	5	0	5	5
Curfew & Loitering Law Violations - - - - -	13	14	27	0	0	0	27
Run-Aways - - - - -	25	23	48	0	0	0	48
PARISH TOTALS	117	49	166	734	101	835	1,001

Source: Louisiana Criminal Justice Information System Division

TABLE 67

1978 ARRESTS FOR VERNON PARISH BY AGE AND SEX

Classification of Offenses	Juvenile			Adult			Total
	M	F	Total	M	F	Total	
<u>Index Crimes</u>							
Criminal Homicide - - - - -	0	0	0	9	1	10	10
Forcible Rape - - - - -	0	0	0	11	0	11	11
Robbery - - - - -	1	0	1	26	1	27	28
Aggravated Assault - - - - -	3	1	4	171	38	209	213
Burglary - Breaking/ Entering - - - - -	39	2	41	71	3	74	115
Larceny - Theft - - - - -	51	10	61	189	44	233	294
Motor Vehicle Theft - - - - -	0	4	4	2	1	3	7
TOTAL Index Crimes - - - - -	94	17	111	479	88	567	678
<u>Other Crimes</u>							
Manslaughter - - - - -	0	0	0	1	0	1	1
Other Assaults - - - - -	6	0	6	136	16	152	158
Arson - - - - -	0	0	0	3	0	3	3
Forgery & Counterfeiting - - - - -	1	0	1	6	3	9	10
Fraud - - - - -	0	0	0	141	50	191	191
Embezzlement - - - - -	0	0	0	2	2	4	4
Stolen Property; Buying, Receiving, Possessing - - - - -	1	0	1	21	2	23	24
Vandalism - - - - -	19	1	20	20	3	23	43
Weapons; Carrying, Possessing, etc. - - - - -	2	0	2	41	5	46	48
Prostitution & Commercial Vice - - - - -	0	2	2	3	9	12	14
Sex Offenses - - - - -	0	0	0	14	2	16	16
Narcotic Drug Laws - - - - -	8	5	13	175	16	191	204
Gambling - - - - -	0	0	0	2	0	2	2
Offenses Against the Family & Children - - - - -	1	0	1	21	2	23	24
DWI - - - - -	3	0	3	997	37	1,034	1,037
Liquor Laws - - - - -	0	0	0	1	0	1	1
Drunkenness - - - - -	2	0	2	361	29	390	392
Disorderly Conduct - - - - -	16	13	29	349	39	388	417
Vagrancy - - - - -	0	1	1	14	2	16	17
All Other Offenses (except traffic) - - - - -	41	9	50	304	56	360	410
TOTAL Other Crimes - - - - -	100	31	131	2,612	273	2,885	3,016
Suspicion - - - - -	0	0	0	0	0	0	0
Curfew & Loitering Law Violations - - - - -	0	0	0	0	0	0	0
Run-Aways - - - - -	18	42	60	0	0	0	60
PARISH TOTALS	212	90	302	3,091	361	3,452	3,754

Source: Louisiana Criminal Justice Information System Division

TABLE 68

1978 ARRESTS FOR WASHINGTON PARISH BY AGE AND SEX

Classification of Offenses	Juvenile			Adult			Total
	M	F	Total	M	F	Total	
<u>Index Crimes</u>							
Criminal Homicide - - - - -	0	0	0	7	1	8	8
Forcible Rape - - - - -	0	0	0	9	0	9	9
Robbery - - - - -	3	0	3	18	4	22	25
Aggravated Assault - - - - -	6	1	7	85	13	98	105
Burglary - Breaking/ Entering - - - - -	21	1	22	66	1	67	89
Larceny - Theft - - - - -	30	11	41	73	56	129	170
Motor Vehicle Theft - - - - -	6	1	7	18	0	18	25
TOTAL Index Crimes - - - - -	66	14	80	276	75	351	431
<u>Other Crimes</u>							
Manslaughter - - - - -	0	0	0	2	0	2	2
Other Assaults - - - - -	5	1	6	123	29	152	158
Arson - - - - -	0	0	0	4	0	4	4
Forgery & Counterfeiting - - - - -	2	1	3	14	13	27	30
Fraud - - - - -	0	0	0	20	30	50	50
Embezzlement - - - - -	0	0	0	0	0	0	0
Stolen Property; Buying, Receiving, Possessing - - - - -	3	0	3	5	0	5	8
Vandalism - - - - -	22	0	22	34	2	36	58
Weapons; Carrying, Possessing, etc. - - - - -	0	0	0	16	0	16	16
Prostitution and Commercial Vice - - - - -	0	0	0	0	0	0	0
Sex Offenses - - - - -	0	0	0	5	0	5	5
Narcotic Drug Laws - - - - -	8	5	13	53	11	64	77
Gambling - - - - -	0	0	0	0	0	0	0
Offenses Against the Family & Children - - - - -	0	0	0	92	1	93	93
DWI - - - - -	1	0	1	66	4	70	71
Liquor Laws - - - - -	0	0	0	3	0	3	3
Drunkenness - - - - -	1	2	3	147	11	158	161
Disorderly Conduct - - - - -	8	3	11	191	44	235	246
Vagrancy - - - - -	0	0	0	0	0	0	0
All Other Offenses (except traffic) - - - - -	12	9	21	190	35	225	246
TOTAL Other Crimes - - - - -	62	21	83	965	180	1,145	1,228
Suspicion - - - - -	0	0	0	1	1	2	2
Curfew & Loitering Law Violations - - - - -	0	0	0	0	0	0	0
Run-Aways - - - - -	1	6	7	0	0	0	7
PARISH TOTALS	129	41	170	1,242	256	1,498	1,668

Source: Louisiana Criminal Justice Information System Division

TABLE 69

1978 ARRESTS FOR WEBSTER PARISH BY AGE AND SEX

Classification of Offenses	Juvenile			Adult			Total
	M	F	Total	M	F	Total	
<u>Index Crimes</u>							
Criminal Homicide - - - - -	0	0	0	6	0	6	6
Forcible Rape - - - - -	0	0	0	11	0	11	11
Robbery - - - - -	1	0	1	10	0	10	11
Aggravated Assault - - - - -	2	3	5	48	13	61	66
Burglary - Breaking/ Entering - - - - -	31	4	35	87	5	92	127
Larceny - Theft - - - - -	50	34	84	87	57	144	228
Motor Vehicle Theft - - - - -	1	1	2	2	0	2	4
TOTAL Index Crimes - - - - -	85	42	127	251	75	326	453
<u>Other Crimes</u>							
Manslaughter - - - - -	0	0	0	1	0	1	1
Other Assaults - - - - -	6	3	9	108	23	131	140
Arson - - - - -	0	0	0	1	0	1	1
Forgery & Counterfeiting - - - - -	0	0	0	12	0	12	12
Fraud - - - - -	0	0	0	16	12	28	28
Embezzlement - - - - -	0	0	0	0	0	0	0
Stolen Property; Buying, Receiving, Possessing - - - - -	0	0	0	2	0	2	2
Vandalism - - - - -	21	0	21	10	4	14	35
Weapons; Carrying, Possessing, etc. - - - - -	1	0	1	6	1	7	8
Prostitution & Commercial Vice - - - - -	0	0	0	0	0	0	0
Sex Offenses - - - - -	0	0	0	2	0	2	2
Narcotic Drug Laws - - - - -	3	0	3	53	4	57	60
Gambling - - - - -	0	0	0	0	0	0	0
Offenses Against the Family & Children - - - - -	0	0	0	4	1	5	5
DWI - - - - -	2	0	2	74	3	77	79
Liquor Laws - - - - -	0	0	0	2	1	3	3
Drunkenness - - - - -	1	0	1	60	8	68	69
Disorderly Conduct - - - - -	6	0	6	129	12	141	147
Vagrancy - - - - -	0	0	0	9	0	9	9
All Other Offenses (except traffic) - - - - -	37	10	47	110	16	126	173
TOTAL Other Crimes - - - - -	77	13	90	599	85	684	774
Suspicion - - - - -	0	0	0	5	0	5	5
Curfew & Loitering Law Violations - - - - -	8	0	8	0	0	0	8
Run-Aways - - - - -	11	11	22	0	1	1	23
PARISH TOTALS	181	66	247	855	161	1,016	1,263

Source: Louisiana Criminal Justice Information System Division

TABLE 70

1978 ARRESTS FOR WEST BATON ROUGE PARISH BY AGE AND SEX

Classification of Offenses	Juvenile			Adult			Total
	M	F	Total	M	F	Total	
<u>Index Crimes</u>							
Criminal Homicide - - - - -	0	0	0	5	1	6	6
Forcible Rape - - - - -	0	0	0	7	0	7	7
Robbery - - - - -	3	0	3	6	1	7	10
Aggravated Assault - - - - -	5	2	7	68	19	87	94
Burglary - Breaking/ Entering - - - - -	19	1	20	12	0	12	32
Larceny - Theft - - - - -	19	3	22	59	33	92	114
Motor Vehicle Theft - - - - -	15	0	15	4	0	4	19
TOTAL Index Crimes - - - - -	61	6	67	161	54	215	282
<u>Other Crimes</u>							
Manslaughter - - - - -	0	0	0	2	0	2	2
Other Assaults - - - - -	4	2	6	138	27	165	171
Arson - - - - -	3	0	3	1	0	1	4
Forgery & Counterfeiting - - - - -	0	0	0	1	4	5	5
Fraud - - - - -	0	0	0	4	0	4	4
Embezzlement - - - - -	0	0	0	0	0	0	0
Stolen Property; Buying, Receiving, Possessing - - - - -	4	0	4	5	0	5	9
Vandalism - - - - -	5	0	5	18	9	27	32
Weapons; Carrying, Possessing, etc. - - - - -	0	0	0	13	1	14	14
Prostitution & Commercial Vice - - - - -	0	0	0	0	0	0	0
Sex Offenses - - - - -	3	0	3	5	0	5	8
Narcotic Drug Laws - - - - -	1	1	2	39	7	46	48
Gambling - - - - -	0	0	0	0	0	0	0
Offenses Against the Family & Children - - - - -	1	1	2	43	10	53	55
DWI - - - - -	1	0	1	113	7	120	121
Liquor Laws - - - - -	13	36	49	5	5	10	59
Drunkenness - - - - -	0	1	1	0	1	1	2
Disorderly Conduct - - - - -	22	5	27	77	10	87	114
Vagrancy - - - - -	0	1	1	0	0	0	1
All Other Offenses (except traffic) - - - - -	14	4	18	52	7	59	77
TOTAL Other Crimes - - - - -	71	51	122	516	88	604	726
Suspicion - - - - -	0	0	0	0	0	0	0
Curfew & Loitering Law Violations - - - - -	0	0	0	0	0	0	0
Run-Aways - - - - -	13	35	48	1	1	2	50
PARISH TOTALS	145	92	237	678	143	821	1,058

Source: Louisiana Criminal Justice Information System Division

TABLE 71

1978 ARRESTS FOR WEST CARROLL PARISH BY AGE AND SEX

Classification of Offenses	Juvenile			Adult			Total
	M	F	Total	M	F	Total	
<u>Index Crimes</u>							
Criminal Homicide - - - - -	0	0	0	0	0	0	0
Forcible Rape - - - - -	1	0	1	3	0	3	4
Robbery - - - - -	0	0	0	0	0	0	0
Aggravated Assault - - - - -	0	0	0	11	2	13	13
Burglary - Breaking/ Entering - - - - -	7	6	13	15	0	15	28
Larceny - Theft - - - - -	11	5	16	25	5	30	46
Motor Vehicle Theft - - - - -	0	0	0	1	0	1	1
TOTAL Index Crimes - - - - -	19	11	30	55	7	62	92
<u>Other Crimes</u>							
Manslaughter - - - - -	0	0	0	0	0	0	0
Other Assaults - - - - -	0	2	2	24	5	29	31
Arson - - - - -	0	0	0	2	0	2	2
Forgery & Counterfeiting - - - - -	0	0	0	54	13	67	67
Fraud - - - - -	0	0	0	13	2	15	15
Embezzlement - - - - -	0	0	0	0	0	0	0
Stolen Property; Buying, Receiving, Possessing - - - - -	0	0	0	0	0	0	0
Vandalism - - - - -	10	2	12	0	0	0	12
Weapons; Carrying, Possessing, etc. - - - - -	0	0	0	1	0	1	1
Prostitution & Commercial Vice - - - - -	0	0	0	0	0	0	0
Sex Offenses - - - - -	1	0	1	1	1	2	3
Narcotic Drug Laws - - - - -	11	2	13	18	4	22	35
Gambling - - - - -	0	0	0	0	0	0	0
Offenses Against the Family & Children - - - - -	0	0	0	26	0	26	26
DWI - - - - -	0	0	0	71	3	74	74
Liquor Laws - - - - -	0	0	0	0	0	0	0
Drunkenness - - - - -	1	0	1	26	2	28	29
Disorderly Conduct - - - - -	5	0	5	51	18	69	74
Vagrancy - - - - -	0	0	0	1	0	1	1
All Other Offenses (except traffic) - - - - -	14	3	17	89	7	96	113
TOTAL Other Crimes - - - - -	42	9	51	377	55	432	483
Suspicion - - - - -	0	0	0	0	0	0	0
Curfew & Loitering Law Violations - - - - -	0	0	0	0	0	0	0
Run-Aways - - - - -	1	2	3	0	0	0	3
PARISH TOTALS	62	22	84	432	62	494	578

Source: Louisiana Criminal Justice Information System Division

TABLE 72

1978 ARRESTS FOR WEST FELICIANA PARISH BY AGE AND SEX

Classification of Offenses	Juvenile			Adult			Total
	M	F	Total	M	F	Total	
<u>Index Crimes</u>							
Criminal Homicide - - - - -	0	0	0	0	0	0	0
Forcible Rape - - - - -	0	0	0	1	0	1	1
Robbery - - - - -	0	0	0	2	0	2	2
Aggravated Assault - - - - -	1	0	1	7	1	8	9
Burglary - Breaking/ Entering - - - - -	1	0	1	8	1	9	10
Larceny - Theft - - - - -	0	0	0	10	1	11	11
Motor Vehicle Theft - - - - -	2	0	2	1	0	1	3
TOTAL Index Crimes - - - - -	4	0	4	29	3	32	36
<u>Other Crimes</u>							
Manslaughter - - - - -	0	0	0	0	0	0	0
Other Assaults - - - - -	0	0	0	25	0	25	25
Arson - - - - -	0	0	0	1	0	1	1
Forgery & Counterfeiting - - - - -	1	0	1	0	0	0	1
Fraud - - - - -	0	0	0	0	0	0	0
Embezzlement - - - - -	0	0	0	0	0	0	0
Stolen Property; Buying, Receiving, Possessing - - - - -	0	0	0	0	0	0	0
Vandalism - - - - -	0	0	0	1	0	1	1
Weapons; Carrying, Possessing, etc. - - - - -	0	0	0	4	1	5	5
Prostitution & Commercial Vice - - - - -	0	0	0	0	0	0	0
Sex Offenses - - - - -	0	0	0	0	0	0	0
Narcotic Drug Laws - - - - -	0	0	0	13	1	14	14
Gambling - - - - -	0	0	0	0	0	0	0
Offenses Against the Family & Children - - - - -	0	0	0	1	0	1	1
DWI - - - - -	0	0	0	100	7	107	107
Liquor Laws - - - - -	0	0	0	0	0	0	0
Drunkenness - - - - -	0	0	0	0	0	0	0
Disorderly Conduct - - - - -	3	0	3	40	3	43	46
Vagrancy - - - - -	0	0	0	0	0	0	0
All Other Offenses (except traffic) - - - - -	2	1	3	42	5	47	50
TOTAL Other Crimes - - - - -	6	1	7	227	17	244	251
Suspicion - - - - -	0	0	0	0	0	0	0
Curfew & Loitering Law Violations - - - - -	0	0	0	0	0	0	0
Run-Aways - - - - -	0	0	0	0	0	0	0
PARISH TOTALS	10	1	11	256	20	276	287

Source: Louisiana Criminal Justice Information System Division

TABLE 73

1978 ARRESTS FOR WINN PARISH BY AGE AND SEX

Classification of Offenses	Juvenile			Adult			Total
	M	F	Total	M	F	Total	
<u>Index Crimes</u>							
Criminal Homicide - - - - -	0	0	0	3	0	3	3
Forcible Rape - - - - -	0	1	1	4	0	4	5
Robbery - - - - -	0	0	0	0	0	0	0
Aggravated Assault - - - - -	3	0	3	58	7	65	68
Burglary - Breaking/ Entering - - - - -	10	0	10	32	0	32	42
Larceny - Theft - - - - -	8	2	10	44	16	60	70
Motor Vehicle Theft - - - - -	1	0	1	3	0	3	4
TOTAL Index Crimes - - - - -	22	3	25	144	23	167	192
<u>Other Crimes</u>							
Manslaughter - - - - -	0	0	0	0	0	0	0
Other Assaults - - - - -	2	1	3	50	3	53	56
Arson - - - - -	0	0	0	0	0	0	0
Forgery & Counterfeiting - - - - -	0	0	0	3	0	3	3
Fraud - - - - -	0	0	0	0	0	0	0
Embezzlement - - - - -	0	0	0	0	0	0	0
Stolen Property; Buying, Receiving, Possessing - - - - -	0	0	0	1	0	1	1
Vandalism - - - - -	10	1	11	19	1	20	31
Weapons; Carrying, Possessing, etc. - - - - -	0	0	0	16	4	20	20
Prostitution & Commercial Vice - - - - -	0	1	1	0	0	0	1
Sex Offenses - - - - -	0	0	0	2	0	2	2
Narcotic Drug Laws - - - - -	0	0	0	27	1	28	28
Gambling - - - - -	0	0	0	0	0	0	0
Offenses Against the Family & Children - - - - -	2	3	5	7	1	8	13
DWI - - - - -	0	1	1	51	8	59	60
Liquor Laws - - - - -	0	0	0	26	0	26	26
Drunkenness - - - - -	0	0	0	131	8	139	139
Disorderly Conduct - - - - -	14	8	22	20	5	25	47
Vagrancy - - - - -	0	0	0	1	1	2	2
All Other Offenses (except traffic) - - - - -	0	0	0	65	15	80	80
TOTAL Other Crimes - - - - -	28	15	43	419	47	466	509
Suspicion - - - - -	0	0	0	3	0	3	3
Curfew & Loitering Law Violations - - - - -	0	0	0	0	0	0	0
Run-Aways - - - - -	10	26	36	0	0	0	36
PARISH TOTALS	60	44	104	566	70	636	740

Source: Louisiana Criminal Justice Information System Division

END