



FLORIDA'S PLAN TO REDUCE CRIME AGAINST THE ELDERLY 1980

66790



FLORIDA'S PLAN TO REDUCE CRIME AGAINST THE ELDERLY 1980

**DEPARTMENT OF
COMMUNITY AFFAIRS
DIVISION OF PUBLIC
SAFETY PLANNING
AND ASSISTANCE**

MARCH, 1980

The development of this plan was supported by grants awarded to the Bureau of Criminal Justice Assistance under the Omnibus Crime Control and Safe Streets Act of 1968 (as amended) by the Law Enforcement Assistance Administration, U. S. Department of Justice.

Grant Number 76-A4-50-AA01
Grant Number 78-A4-50-AF01

NCJRS

MAR 7 1980



BOB GRAHAM
GOVERNOR

STATE OF FLORIDA

Office of the Governor

THE CAPITOL
TALLAHASSEE 32301

March 1, 1980

Honorable President and
Members of the Senate

Honorable Speaker and Members
of the House of Representatives

Honored Members:

In 1977, the Legislature approved Chapter 77-315, Florida Statutes, which directed the annual preparation of a comprehensive plan on crime and the elderly by the Bureau of Criminal Justice Assistance. This document represents the annual updating of Florida's Plan to Reduce Crime Against the Elderly. The Bureau of Criminal Justice Assistance staff can provide additional information as needed to appropriate legislative members and staff concerning any technical revisions to the base-year Plan.

The Plan for 1980 includes twenty priorities which the Crime and the Elderly Task Force, in conjunction with the Bureau's staff, has designated for implementation. The implementation strategies for these twenty priorities are feasible only with complete cooperation and commitment from all levels and agencies of government. Funding for certain priorities has been included in our budget request. These amounts are noted in the implementation strategies for each priority.

An updated profile of the elderly population of Florida is also included. Even without this data, the impact of the elderly population on the structure of services within Florida is evident. In an effort to provide for the safety and security of this elderly population, we are ready to provide our full support for the implementation of Florida's Plan to Reduce Crime Against the Elderly, 1980.

Sincerely,

Governor

BG/bb

CRIME AND THE ELDERLY TASK FORCE MEMBERS

Co-Chairpersons:

Mrs. Joan Heggen, Secretary
Department of Community Affairs
Tallahassee, Florida

Mr. J. M. Crevasse, Jr.
Gainesville, Florida

Members:

Mr. Richard Bowers
Deputy Secretary
Department of Community Affairs
Tallahassee, Florida

Mr. Jack Carroll, President
Local Chapter American
Association of Retired Persons
Tallahassee, Florida

Mr. Harvey Cotten, Jr.
Project Director
Help Stop Crime!
Tallahassee, Florida

Mr. James Doyle, Program Director
Aging and Adult Services
Program Office
Department of Health and
Rehabilitative Services
Tallahassee, Florida

Coach Jake Gaither
Florida A & M University
Tallahassee, Florida

Dr. Richard Nauman, Director
Pensacola Educational Program
Pensacola, Florida

Mr. Herbert E. Polson
Crime Prevention Division
St. Petersburg Police
Department
St. Petersburg, Florida

Honorable Hal Spaet
Representative
District 101
Miami, Florida

Dr. Wayne Vasey
Aging Studies Program
University of South Florida
Tampa, Florida

Mrs. Irene Williams
Neighborhood Worker
Victim Assistance for
Older Adults
Tampa, Florida

Mr. Edward Wood
Executive Office of the
Governor
Tallahassee, Florida

BUREAU OF CRIMINAL JUSTICE ASSISTANCE STAFFING FOR PLAN DEVELOPMENT AND TASK FORCE

The Bureau of Criminal Justice Assistance (BCJA) provided staffing support for the Crime and the Elderly Task Force and was responsible for the development of this document. The primary participating staff are shown below:

Joyce D. Peterside.....Bureau Chief
Tom Long.....Special Services Coordinator
*Maxine Michael....Crime and the Elderly Specialist
Jennifer Davis.....Federal Program Analyst
Katie Scharla-Nielsen.....Research Assistant
Carol Culton.....Secretary

*Primary staff responsibility for this volume.

TABLE OF CONTENTS

Governor's Transmittal Letter.....	i
Task Force Members and Staff Support.....	ii
Charts and Tables.....	iv
Foreword.....	v
Introduction.....	1
Goal Statement.....	1
Annual Plan Approach.....	4
Florida's Plan to Reduce Crime Against the Elderly, 1980....	5
Top Twenty Priority Recommendations.....	7
Demographic Profile of the Elderly Population of Florida...	29
Population Distribution.....	29
Geographic Distribution.....	35
Profile Summary.....	39
Sources for Elderly Profile.....	40

CHARTS AND TABLES

- Figure 1 Number of Elderly 65+ per 1,000 Population
in the United States and Florida, 1900-1978
- Figures 2-5 Percent Distribution of United States and
Florida Populations by Age and Sex, 1950
and 1978
- Figure 6 Percentage of Florida's Total Population,
Age 60 and Over, 1950-1978
- Table 1 Population by Age Group in Florida, 1950-1978
- Figure 7 Florida's Elderly Population, by Age Group,
1950-1978
- Table 2 Proportion of Population 65+ Years Old: 1977
Comparison of Florida with Other Specified
States
- Figure 8 Percentage of Total State Population Age 60
and Over for Specified Florida Counties, 1978
- Figure 9 Percentage of County Population Over Age 65
in Florida, 1978.
- Table 3 Money Income: Estimated Mean and Median
Amounts by Sex for Those 65 and Over in
Florida, 1975
- Table 4 Population: Estimates July 1, 1978 and Mid-
Year Projections, 1980, 1990, 2000, 2010, and
2020 for Florida's Elderly .

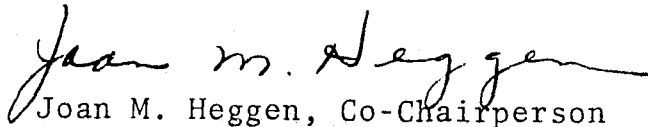
FOREWORD

After two years of collecting and analyzing available data on the victimization of Florida's elderly population, it is obvious to the Crime and the Elderly Task Force that there are conflicting conclusions in this area. Some studies show a higher victimization rate for the elderly population, while others show no higher victimization for the elderly than any other age cohort. Some studies state that the elderly are overly victimized in the crime of armed robbery, while other studies state that the crimes are burglary, household larceny, and fraud. The survey conducted by the Bureau of Criminal Justice Assistance in 1977 showed that the elderly sample population was most fearful of victimization by adults, whereas testimony from the public hearings during the same period and other studies show the elderly to be fearful of attacks by juveniles.

There is a tremendous need for accurate victimization data such as that proposed for collection by the Florida Department of Law Enforcement. However, even this data will reflect only reported crime and it is speculated that the elderly have a high incidence of non-reporting of crimes.

The Crime and the Elderly Task Force is also aware that the priorities contained in this Plan and the projects funded via the discretionary fund are not answers to the problem of crime. They are only attempts to treat the symptoms of the crime situation. Solving the crime problem requires a system approach and long term cooperative efforts. We are working in this area but we are also attempting to meet the present needs of the elderly population in the area of crime. Considerable progress was made in the implementation of the priorities from the 1979 Plan. The first ten priorities were targeted for implementation during 1979, and with few exceptions this was accomplished. It is the recommendation of the Crime and the Elderly Task Force that the priorities for 1980 address the same areas with more in-depth implementation strategies. It is felt that this is the best method to accomplish a total system impact. The Crime and the Elderly Task Force for 1980 will direct Bureau of Criminal Justice staff to target on the first ten priorities.

The Crime and the Elderly Task Force gratefully acknowledges the excellent administrative support and staff assistance received from the State Department of Community Affairs. In addition, very little implementation progress would be possible if it were not for the cooperation and support received throughout the State from law enforcement agencies, community service organizations, and state-level social service agencies.



Joan M. Heggen, Co-Chairperson
Crime and the Elderly Task Force



J. M. Crevasse, Jr., Co-Chairperson
Crime and the Elderly Task Force

INTRODUCTION

Goal Statement: To reduce the fear of crime among the elderly and to assist in the prevention of crimes against the elderly Florida population.

In 1977, one in every nine persons in the United States was 65 years of age or older (65+). In Florida in 1977, one in every six persons was 65+. Between 1970 and 1977, the population 65+ in the United States increased 17.6%. In Florida, between 1970 and 1977, the population 65+ increased 46.5%. Also, in 1977, about half of the United States population 65+ lived in seven states. Florida was one of them. The 65+ population constitutes 12% or more of the total population in eleven states. Florida is number one, with 23% of the population 65+ in 1979.

Based on the brief demographic sketch above, it is easy to realize the impact of the elderly population on the demographic composition of the State of Florida. The social service systems are attempting to meet the specialized needs of the Florida elderly population. The State of Florida is also taking an innovative role in working to meet the specialized needs of Florida's elderly population in the area of criminal victimization and the reduction of the fear of crime.

At the present time, there is no practical way to measure the extent of the criminal victimization of the elderly, with the exception of some of the larger law enforcement agencies in the state that can generate some age-specific data on victims. And, it is difficult, if not impossible, to make a statewide generalization based on select geographical data. The Florida Department of Law Enforcement is undertaking the endeavor of collecting reported crime victim data, funded by a grant from the Bureau of Criminal Justice Assistance. Even with this effort, the Law Enforcement Assistance Administration estimates that 50% of crime goes unreported. What is known is that between 1977 and 1978, violent crimes increased 13.5% in Florida, and non-violent crimes increased 6.0%. The crimes of rape, aggravated assault, and motor vehicle theft showed the largest increase; and, these increases affect people of all ages.

fear of attack by youths, and fear of property theft and vandalism right after poor health and lack of money. So, it can be said that the fear of crime and criminal victimization may not only be one of the physiological needs included in Maslow's hierarchy of needs that would need to be met before moving onto further stages of actualization, but also one of the safety and security needs.

A survey was conducted in 1979 in District V of the Department of Health and Rehabilitative Services, which includes Pasco and Pinellas Counties. The results of the senior forum surveys, which had a sample population of 1,000 persons, showed that 57% of the respondents wanted expansion in the area of crime prevention programs. It also showed that 33% of the respondents were discouraged from "going out" by crime, that 29% worry about crime "a lot", and 38% of the respondents worry about crime "occasionally".

According to a study by Victoria Jaycox of Criminal Justice and the Elderly in Washington, D.C., which used data from the 1977 Bureau of Criminal Justice Assistance survey, the elderly's fear of crime is a product of the environment. That is, the fear level increases in direct correlation to the incidence of criminal victimization in the environment. Another important aspect affecting the fear levels of elderly has to do with the degree of visibility of vulnerability. The characteristics of the aging process are easily identifiable and increase the degree of vulnerability.

If any conclusion can be drawn, it must be that the problems of crimes against the elderly must not be measured by frequency, but rather by the effect upon the victim. Many urban elderly, who can least afford to be victimized, live in the very neighborhoods where they have the greatest chance of being victimized. We do know that the effects of victimization are more severe for the elderly due to such conditions as financial reductions, loss of family support systems, lack of knowledge of social service systems, diminished physical strength and stamina, increased vulnerability, and psychological trauma.

One of the objectives of the Bureau of Criminal Justice Assistance is to gain a proper perspective on the crimes against the elderly situation in Florida. With this knowledge, it will be possible to continue developing Florida's capabilities to contribute to the safety and security of its elderly population. Although the total extent of the problem of crimes against the elderly is not known, it can be hypothesized that the problem will require a long-term strategy for prevention and control.

The existing data on the criminal victimization of the elderly is conflicting. Some studies from specific cities in the United States show a higher victimization rate for the elderly population; while other studies show that the elderly do not have a higher victimization rate than any other cohort, and actually are underrepresented in the area of crime involving physical injury. But, it is certain that crime and its effects are far reaching. According to the Special Committee on Aging of the United States Senate, over one-third of the elderly population in the United States were victimized in 1975. The real effects of criminal victimization and the fear of crime against the elderly population are difficult to define due to the incomplete or inconsistent available data and because the actual harm inflicted on the elderly population is not completely understood. We have little data on the direct effects of crime on the elderly population and even less on the indirect effects.

It is known that crimes against property, such as burglary and household larceny, as well as personal larceny or such things as purse-snatching or pocket-picking, and fraud are the most common crimes committed against the elderly. Vandalism and criminal mischief are two other frequent crimes which can have a much more severe effect on the environment and control of that environment for an older person. The elderly are not overly-victimized in the area of personal or violent crimes.

Florida's Plan to Reduce Crime Against the Elderly is not only targeted at preventing the victimization of Florida's elderly population, but also at reducing the fear of crime. In 1975, Louis Harris and Associates, Inc., conducted a national survey for the National Council on the Aging, Inc. It was found that 23% of the representative sample of the public 65+ in the United States felt that the fear of crime was a very serious problem for them personally, and an additional 24% called it a somewhat serious problem. It was also noted that 50% of the total public, including those 65+, felt that the fear of crime was a very serious problem for those 65+.

In 1977, the Bureau of Criminal Justice Assistance conducted a victimization survey using a total sample of over 4,000 persons from the membership list of the American Association of Retired Persons and the Social and Economic Services list from the Department of Health and Rehabilitative Services. When asked to rank their five major problems, the population ranked fear of attack by adults,

Annual Plan Approach:

The intent of Florida Law 77-315, which specifies comprehensive plan development, was interpreted as a mandate of the Legislature to examine problems and solutions specific to the elderly population. It was also interpreted to require the examination of problems and solutions targeted at system changes that affect the population as a whole, and thus the elderly. The initial Plan of 1978 related problems and solutions for the elderly as part of an overall crime problem in twenty priorities and sixty objectives. After careful consideration, it was decided that the 1978 Plan would be utilized as a base document containing specific data on the system issues, the victimization survey conducted by the Bureau, and the crime and the elderly situation as it related to crime in general. The annual update of the Plan would be problem specific and contain the recommended priorities for implementation during the upcoming year and the necessary strategies. It is not necessary to duplicate background and research material since it is contained in the original Volumes I and II of Florida's Plan to Reduce Crime Against the Elderly, 1978. However, with only a few exceptions, most of the twenty recommended priorities for the 1979 and 1980 Plans were corollaries of objectives or priorities from the 1978 Plan. The 1980 update of the Plan also contains a demographic profile of the elderly population in Florida. This information is located at the back of this document.

FLORIDA'S PLAN TO REDUCE
CRIME AGAINST THE ELDERLY - 1980

The 1980 annual update of Florida's Plan to Reduce Crime Against the Elderly consists of twenty priority objectives. These priorities were ranked by the Crime and the Elderly Task Force. They are preceded by a brief problem statement containing information on the nature and extent of the problem. This is followed by an implementation strategy, which is the proposed approach to be utilized in executing the recommended priorities. Many of the objectives involve implementation by private or local authorities. In these cases, the Department will direct the Bureau of Criminal Justice Assistance staff to communicate the recommendations to appropriate agencies or people.

Many of the 1980 priorities are extrapolated from the 1979 Plan. The Crime and the Elderly Task Force reviewed the 1979 priorities and the implementation progress on each. It was decided that although the implementation strategies for 1979 were accomplished, the problems still remain. Therefore, the Crime and the Elderly Task Force has directed the staff of the Crime and the Elderly Project of the Bureau of Criminal Justice Assistance to update the implementation strategies of the priorities so as to prepare for a more in-depth plan of action for 1980.

The priorities in Florida's Plan to Reduce Crime Against the Elderly, 1980, will have a direct impact on the elderly population in Florida. The priorities are not viewed as the cure for crime, but they are achievable objectives in reaching this goal. The numerical ranking of the priorities indicates the way the Crime and the Elderly Task Force perceives the severity of the problems. It does not indicate the implementation order. The first ten priorities have been targeted for execution by the staff of the Crime and the Elderly Project during 1980-81. Implementation activity on the remaining priorities will be conducted in a timely manner.

PROBLEM STATEMENT:

The 1977 Florida Legislature enacted Chapter 77-315, Laws of Florida, to initiate five-year comprehensive planning to examine the problems and meet the needs of the elderly concerning crime. However, no appropriations were made to implement needed programs or to assist in the planning of future programs by the Bureau of Criminal Justice Assistance.

PRIORITY 1:

The Bureau of Criminal Justice Assistance should establish a discretionary fund for projects targeted at reducing and/or preventing crimes against the elderly. The fund will be categorical and mainly for pilot demonstration projects with a monitoring and evaluation component. The Crime and the Elderly Task Force will have the final funding decision for projects. The Bureau should also provide technical assistance for plan implementation. Any data collected on the subject of the crime and the elderly situation in Florida should be made available to any interested person or organization.

Implementation Strategy:

The Crime and the Elderly Discretionary Fund was placed in the Governor's Budget and approved by the Florida Legislature for \$120,000 for fiscal years 1979-80 and 1980-81. Applications for projects have been solicited and received from state, local, and private agencies for 1979-80. Selections will be made by the Crime and the Elderly Task Force who has the final funding authority, and project activities will commence in a timely manner.

The processes will be repeated for 1980-81, beginning with the promulgation of rules for the administration of the Crime and the Elderly Discretionary Fund. Applications will be solicited from state, local, and private agencies for projects targeted at reducing and/or preventing crime against the elderly.

The Crime and the Elderly Task Force will be utilized in the final decision for the development of program guidelines, as well as the selection of programs to be funded. Technical assistance and data bank information will be disseminated to interested parties upon request.

PROBLEM STATEMENT:

Crime prevention programs which incorporate the use of citizen efforts in conjunction with law enforcement efforts to reduce or prevent crimes have been demonstrated to be effective tools for law enforcement agencies in Florida. This priority addresses the overall lack of public education and awareness programs in Florida designed to prevent or reduce the rate of criminal victimization of the elderly. Current crime prevention data reveals that of the approximately 100 citizen crime prevention programs, only a few are designed to impact specifically on the elderly population.

PRIORITY 2:

To establish crime prevention programs during 1980-81 such as neighborhood watch programs, telephone reassurance and contacts, Operation Identification, etc., in geographic areas of Florida where there are currently no crime prevention programs specifically for the elderly, where there is a high concentration of elderly persons in the target area, and/or where there is a high crime rate.

Implementation Strategy:

The Bureau of Criminal Justice Assistance will be funding crime prevention programs specifically for the elderly out of the Crime and the Elderly Discretionary Fund for 1980-81.

During Fiscal Year 1980-81, the Bureau will provide technical assistance to any new crime prevention programs funded from the Crime and the Elderly Discretionary Fund and any existing crime prevention programs interested in this area.

The Help Stop Crime! Project is currently providing services for the instruction of elderly persons in crime prevention techniques. The Crime and the Elderly staff will continue to interface with this effort.

PROBLEM STATEMENT:

The Uniform Crime Reporting (UCR) Bureau of the Florida Department of Law Enforcement (FDLE) has the most extensive and well-established law enforcement data collection process in the state. However, current collection

requirements of the UCR limit the reporting of information to Part I crime offense and arrest data elements. The majority of crime offense and victimization data needed to measure actual crime occurrences and to measure the effects of prevention and deterrence programs, are not currently in the process of being developed.

PRIORITY 3:

To have the Uniform Crime Reporting Bureau of the Florida Department of Law Enforcement collect a usable form of data on victims of all ages through their normal collection routine beginning in April, 1980. This data should include the victim characteristics of age, race, sex, stranger/non-stranger, and residency, where possible, and should be collected for Part I crimes as well as for vandalism, fraud, and assault.

Implementation Strategy:

A total amount of \$216,000 has been placed in the Governor's budget for 1979-80 and 1980-81 for the implementation of this priority by the Florida Department of Law Enforcement.

The staff of the Bureau of Criminal Justice Assistance will continue to interface with the Florida Department of Law Enforcement during the development of the victim data collection project. The project is scheduled to be initiated in April, 1980. When the victim data is available, the analysis and distribution of the data will be the responsibility of the Bureau of Criminal Justice Assistance.

PROBLEM STATEMENT:

As stated elsewhere in this report, there is limited or inconsistent data available on crimes against the elderly. Part of this is caused by the use of conflicting terminology such as the differences in age break-downs used by data collection agencies. The data collected by the Uniform Crime Reporting system of the Florida Department of Law Enforcement is estimated to encompass approximately 50% of the total crimes against the elderly (based on an analysis of 1974-75 data collected as part of the National Crime Survey). Even if statewide victim data is collected in a useable form, there is no means of distribution to the local level in a meaningful mode.

PRIORITY 4:

To provide an annual analysis by the Bureau of Criminal Justice Assistance, contingent upon receiving victimization data, of the crime and the elderly situation in Florida. This should provide information concerning what crimes are committed, the system's reaction to the needs of the elderly, and implementation strategies for program development. The Bureau should identify other state agencies dealing with crime and the elderly and what data these agencies can contribute. The data will be used by the Bureau to provide recommendations for the reduction and/or prevention of crimes against the elderly.

Implementation Strategy:

The Department of Community Affairs has directed the Bureau of Criminal Justice Assistance staff to carry out this priority. Bureau staff will annually update Florida's Plan to Reduce Crime Against the Elderly. The victimization survey instrument will be updated for future possible use. The staffing support for this effort is continued by LEAA Block Grant funds in the 1979-80 and 1980-81 Governor's budget. The Bureau will also continue to coordinate efforts with the Department of Health and Rehabilitative Services via the continuation of staff liaison relationships and the development of interagency agreements.

PROBLEM STATEMENT:

According to the Crime and the Elderly Analysis conducted by the St. Petersburg Police Department for 1978, 14% of the 15,735 major crimes reported during that period claimed an elderly person as its victim. The Victim Assistance for Older Adults Program in Tampa has received over 8,000 reported cases of elderly victims in 21 months of operation. Although these figures are not overwhelming in consideration of the high percentage of elderly, especially in St. Petersburg, it is cause for concern.

Elderly victims are often more severely affected by criminal acts due to reduced fixed incomes, loss of familial and personal support systems, loss of physical stamina, and increased psychological trauma. There is no specific social service agency prepared to assist victims in the restoration of their pre-victimization state. In contrast to this, a great deal of funds and efforts are targeted at a variety of rehabilitation programs for offenders. Although

the Crimes Compensation Act was established in January, 1978, and amended to make the receipt of Social Security payments a criterion for receiving emergency funds, the filing process can be complicated and the response time can be lengthy.

PRIORITY 5:

Local victim assistance programs for the elderly, partially staffed by the elderly, should be established.

Implementation Strategy:

Victim assistance programs for the elderly may be funded through the Crime and the Elderly Discretionary Fund for 1980-81. Some of the victim assistance programs are components of comprehensive crime prevention programs. The Program Guidelines for the Crime and the Elderly Discretionary Fund will also continue to be written in such a manner so as to encourage this type of project using elderly staff members. A liaison person from the Crime and the Elderly Task Force will be appointed to the Victim/Witness Assistance Task Force in order to effectively build communication avenues.

Victim assistance programs focusing on elderly victims could be incorporated into existing volunteer programs or they could be established as a separate program within the Department of Health and Rehabilitative Services network. The Bureau of Criminal Justice Assistance should actively work with local criminal justice planning units in identifying adequate funding to support such programs.

PROBLEM STATEMENT:

In order to develop programs to prevent crime, it is necessary to have some idea of the causes of crime. There are many theories on crime causation. One theory, the classical approach, assumes that man is a rational being with the free will to choose his own behavior. This theory intimates that man is an inherently evil being. Another approach, the positivist school of criminology, assumes man is not a product of free will; it is his social and physical environment, as well as biological characteristics, that determine his behavior. There have been volumes of books written on the probable causation of crime. However, no one theory seems to be generally accepted.

As a result of having no data to substantiate the causes of crime, there may be a tendency to rely on the perceived causes of crime. However, the perceived causes of fear of crime cannot always be translated into fact.

PRIORITY 6:

The importance of research on crime causation and crimes against the elderly should be stressed to such agencies as the Board of Regents. The Bureau of Criminal Justice Assistance should act as a clearinghouse for such information. The Youth Services Program Office of the Department of Health and Rehabilitative Services should perform a study to determine what, if any, linkage exists between juvenile delinquency and the criminal victimization of the elderly.

Implementation Strategy:

The Bureau of Criminal Justice Assistance has submitted a research proposal concerning the victimization of the elderly to the Board of Regents STAR Program in January, 1980. In the event that this proposal is not accepted for funding, the Bureau will pursue alternative approaches for the collection of this data. The Bureau will also continue contact with national sources to encourage funding.

The Youth Services Program Office of the Department of Health and Rehabilitative Services has indicated that they have the available data but lack the staff capability to conduct a study on the linkage between juvenile delinquency and elderly victimization. The Bureau will interface with the Youth Services Program Office in order to develop alternative methods for the compilation of necessary data. In addition, the Bureau will collect available research on crime causation and the elderly. Information from this clearinghouse will be disseminated upon request to interested parties.

PROBLEM STATEMENT:

According to the Crime and the Elderly Five-Year Analysis, 1974-78, conducted by the St. Petersburg Police Department, the elderly population (defined as those 60+) has the highest victimization rates for the crimes of purse-snatching, robbery, and residential breaking and entering (burglary). Suspects were undetected in 80% of the burglaries; but of those identified, 13% were black suspects,

7% were white suspects, and most were in the 14-20 years-of-age range. Of the suspects implicated in the robbery cases, most of the suspects were black male teenagers (72%). Suspects in the purse-snatching cases were described as black males in 71% of the cases, white males in the remainder of the cases (21%), and most were in their late teens.

There are no statewide data available to determine what percentage of offenses by juveniles are committed against the elderly or what age, sex, or racial groups of juveniles are committing these offenses. Preventing delinquency is preferable to punishing and to system processing. It is clear that prevention is a long-range and complex goal.

PRIORITY 7:

To investigate the extent and the effect of victimization by juvenile delinquents against Florida's elderly population and to communicate effective juvenile delinquency programs to the Crime and the Elderly Task Force. Also to examine the effects of vandalism and criminal mischief as perpetrated against the elderly.

Implementation Strategy:

The Crime and the Elderly Task Force will appoint a liaison member to the Juvenile Justice and Delinquency Prevention (JJDP) Task Force. This liaison member will interface with the JJDP Task Force and communicate the concerns involving juvenile delinquents and the victimization of the elderly.

As specified in Priority 6, the Bureau staff will consult with the Youth Services Program Office of the Department of Health and Rehabilitative Services concerning the most expedient and cost-effective manner of conducting a study to determine the linkage, if any, between juvenile delinquency and the victimization of the elderly.

Based on the input gathered from interfacing with the JJDP Task Force, the Crime and the Elderly Task Force will further direct the activities of the Bureau staff.

PROBLEM STATEMENT:

Inherent in many crime prevention programs is the assumption that the participants will not only willingly incorporate the newly learned techniques into their lifestyles, but that money is available to institute physical changes in their homes. Although it is of foremost concern that the elderly are educated in crime prevention techniques, little consideration is given to the fact that many elderly live on fixed incomes. This means that the financial resources may not be available to purchase quality hardware, to have it installed, or to maintain the condition of the hardware. Without the financial capability to initiate such crime prevention techniques, the knowledge becomes useless.

According to the Security for the Elderly Program in St. Petersburg, a 98% case reduction of fear level was reported in 1978 for elderly after the installation of free security hardware by the Program. Based on information compiled through the St. Petersburg Police Department's Crime Analysis Unit, there was a 68% reduction in the burglary rate after installation of hardware. When asked how safe they felt in their homes after the installation of the locks, 72% of the elderly population in the study replied that they felt very safe. A significant percentage of the elderly study population (65%) indicated that they would not have purchased the locks had they not been provided free of charge.

PRIORITY 8:

Programs should be developed for the provision of hardware and installation of hardware for the elderly in existing private and public housing at a reduced or no cost.

Implementation Strategy:

A network of local programs, working in conjunction with existing crime prevention/home security programs could be established. Programs of this nature may be funded out of the Crime and the Elderly Discretionary Fund for 1980-81. Discretionary funds will be available for security hardware programs for 1981-82. The Bureau will work with interested local groups in initiating security hardware programs from alternative funding sources and using volunteers or CETA employees.

PROBLEM STATEMENT:

According to a recent Phase I evaluation of Specialized Patrol Projects conducted by the National Institute of Law Enforcement and Criminal Justice, high visibility patrols are more successful at deterrence than apprehension, and high/low visibility patrols are slightly more successful at apprehension than deterrence.

The Wilmington, Delaware, split-force program was an experiment in police manpower productivity. It involved splitting the patrol force into two components, one of which concentrated on responding to calls for service while the other performed structured crime prevention activities. The conclusion of the study indicated that it was a productive alternative to the traditional police patrol.

Research in the area of police patrol has not rendered any firm conclusions as to the superiority of any one police patrol strategy. However, it is evident that adequate pre-implementation planning is needed for an effective alternative to the traditional police patrol.

It has been postulated that the elderly population's fear level concerning crime is a product of their environment. That is, the fear level correlates to the extent of victimization in their surrounding environment, such as their neighborhood, apartment building, or subdivision.

PRIORITY 9:

Institute security checks and patrols by police and volunteer groups in congregate housing and neighborhoods highly impacted with elderly residents.

Implementation Strategy:

The Department of Community Affairs has conveyed this priority to the Florida Sheriffs and Police Chiefs Associations. The next step will be to work with these organizations in developing a strategy by which they can accomplish this increased visibility without increasing officer workload.

Security checks can also be accomplished by resident volunteer groups, such as neighborhood watch programs. This will be conveyed to the local housing authorities through the Department of Housing and Urban Development, the Department of Community Affairs, and to local crime prevention units.

The Department of Housing and Urban Development, in conjunction with the Law Enforcement Assistance Administration, has awarded funds to the Miami Housing Authority and the Tampa Housing Authority for crime prevention activities in public housing units. Such projects are to include security patrols by residents. The Bureau staff will interface with these projects on the development of security patrols and other crime prevention techniques in elderly congregate housing units.

PROBLEM STATEMENT:

In 1978 in Florida, a burglary occurred every three minutes. According to the Crime and the Elderly Analysis by the St. Petersburg Police Department, 25% of all residential burglaries in 1978 were perpetrated against victims 60 years of age or older. The type of premise most frequently burglarized was the single-family dwelling (70%), with apartments next (14%). Forced entry was used in 60% of the cases of residential burglaries. The most frequently used entry style was prying (24%), followed by the push-pull method (20%). Most of the burglaries occurred during daylight hours while the victims were temporarily away from the residence. Suspects went undetected in 80% of the burglary cases in St. Petersburg during 1974-78. A Law Enforcement Assistance Administration funded study found that if entry can be delayed for only four minutes, a burglar will generally give up on that entry and can often be caught. The American Institute of Research in Washington found in a study completed in 1978, that victims of burglaries suffer nearly as much emotional trauma as do victims of robberies. This emotional trauma may be more significant for elderly burglary victims who are on fixed incomes.

The National Advisory Commission on Criminal Justice Standards and Goals and the Florida Council on Criminal Justice have concluded that security ordinances can help to reduce certain types of crime. In addition, they found that ordinances can: (a) Lay the groundwork in identifying crime prevention as a responsibility of the community, (b) Reassure citizens of the responsiveness of government to their needs, (c) Increase citizen awareness of different means of preventing crime, and (d) Bring pressure on the security industry to improve its products.

In addition, a well-secured building will sell better, be rented more frequently, and will generally be more beneficial to the architect, the developer, the contractor, the security firms, the city services, and the owner. While the above facts are being made known to the involved parties, there are still complications in convincing industries and owners to comply with building codes for security.

PRIORITY 10:

Minimum security requirements should be developed for existing and new construction of public and private housing for the elderly. These security requirements should also be adopted in the area of congregate housing for the elderly.

Implementation Strategy:

The Bureau of Criminal Justice Assistance has produced a study entitled, "Building Security Codes: A Crime Deterrent?", on minimum security codes and the benefits derived from such. Bureau staff will coordinate with the Department of Community Affairs in pursuing approaches to implement this recommendation in accordance with existing building code statutory authorization. Bureau staff will also pursue avenues of communication with the Governor's Housing Goals Task Force, the Florida Association of Homes for the Aged, and the Florida Adult Care Association.

Alternative methods for insuring housing security will be investigated, such as affordable alarm systems. Insurance incentives will also be explored as a means of encouraging the incorporation of minimum security requirements into housing for the elderly.

PROBLEM STATEMENT:

The subject of the collection and processing of evidence at crime scenes is addressed in Law Enforcement Standard 12.02 and 12.03 of the Bureau of Criminal Justice Assistance's Standards and Goals for Florida's Criminal Justice System, 1976. It is stated that there should be the development of standards/procedures for the processing of crime-scene evidence and also that there should be a decreased turnaround time for evidence sent to state crime laboratories. These standards impact directly on the law

enforcement agency and only indirectly on the victim. There are no standards recommended which will assist the victim in retrieving collected evidence from the authorities in a timely manner.

Research by the Bureau of Criminal Justice Assistance has shown that the "Florida Evidence Code," Chapter 90, Florida Statutes, concerns only document evidence. This legislation provides that a duplicate document is admissible to the same extent as the original unless the document is a negotiable instrument or security, or there is a question as to the authenticity of the document. The "Uniform Photographic Copies of Business and Public Records as Evidence Act," Chapter 92.35, Florida Statutes, provides that any copies made in the course of business by any public agency or private business are admissible to the same extent as the original documents. Chapter 812.061, Florida Statutes, addresses larceny and the return of property to owner procedure. It provides a procedure by which the rightful owner of any money or motor vehicle taken under circumstances constituting larceny can petition the court to have the property returned. In addition, the law provides that once property has been returned to the owner, secondary evidence, including the certified inventory and description of the property, shall be admissible to the same extent as the original property.

Of the 16 judicial circuits surveyed by the Bureau in 1979, 15 allow the substitution of documents, 10 allow the substitution of checks, and 15 allow the substitution of physical property. Evidence is most likely to be substituted in larceny, burglary, and robbery cases. The factors influencing the decision to allow for the substitution of evidence are the type of offense, the victim's need of the property, and the type of property involved. However, none of the 16 judicial circuits that were sampled have any local administrative rule allowing for the substitution of evidence.

PRIORITY 11:

Photographs of a victim's property that has been recovered after being stolen should be allowed as evidence in place of the property itself.

Implementation Strategy:

There is no uniform procedure followed by judges or state attorneys in the substitution of evidence. Implementation of this priority will require a broadening of the Florida Statute that addresses this subject. Also, the procedure for

the substitution of evidence needs to be modified so as to encourage the use by judges and state attorneys. This will be pursued in the appropriate manner as directed by the Department of Community Affairs. There will also be an effort to inform members of the judicial system that the permissibility of photographs as evidence is a matter of their discretion and to encourage the practice where applicable.

PROBLEM STATEMENT:

Gerontology, the study of the aging process, has become an area of specialization within the past fifteen years. Many of the state and private institutions of higher learning in Florida have developed some type of degree program in Gerontology. There are some special considerations to be taken into account when working with the elderly population. These considerations can be extended into the area of criminal victimization of the elderly, specifically in the area of the extent and effects of psychological trauma associated with the victimization. There have been research articles printed in gerontological journals expounding on the extreme trauma associated with criminal acts against the elderly. The various agencies on the state and local levels are in need of a model or prototype to use in structuring the services they provide to elderly victims.

PRIORITY 12:

A package for dealing with elderly victims and the resulting trauma should be developed in consultation with a victim assistance program and a gerontology center.

Implementation Strategy:

Criminal Justice and the Elderly, of the National Council of Senior Citizens in Washington, D. C., has initiated research on the psychological trauma associated with the victimization of an elderly person. They are preparing a handbook entitled, "Emergency Counseling for Elderly Victims of Crime." Bureau staff have been involved in reviewing draft sections of this handbook and will continue this involvement. The Bureau will also assist in the dissemination of information on this handbook and in the distribution to state and local agencies providing elderly services in Florida.

PROBLEM STATEMENT:

The elderly, like many other citizens, complain of their treatment when they come into contact with the court system as victims, witnesses, and jurors. Court facilities are inadequate, victims mix in the halls with their offenders, participants cannot easily hear proceedings, participants are not notified of cancelled proceedings, etc.

According to several studies, the elderly seem to be generally satisfied with police services, but dissatisfied with the broader criminal justice system. In a 1970 public opinion survey as reported in the Sourcebook of Criminal Justice Statistics, 1973, 72% of the respondents over the age of 50 had positive feelings about local police services. However, the same poll showed that 61% of the respondents felt that the law enforcement system did not work to discourage people from committing crimes. In fact, 3% said the system encouraged criminals. In the Older Americans Crime Prevention Research Project in Multnomah County, Oregon, similar feelings of satisfaction with police efforts but dissatisfaction with criminal justice procedures were found. Some of the most frequent complaints were about the lack of information on proceedings, lack of juvenile accountability, confiscation of property to be used as evidence without compensation to victims, and lack of protection from retaliation.

There are proposed procedures for the protection of witnesses who testify against organized crime figures. The Witness Protection Statute, Standard 7.10 of the Report of the Task Force on Organized Crime, 1976, outlines the necessary procedures for the protection of the witness, but this service should be extended to witnesses who testify in any kind of case.

According to a recent Bureau of Criminal Justice Assistance survey, only 18.5% of the counties in Florida have instituted procedures to place witnesses on a phone alert system to save them unnecessary traveling. And, only 55.4% of the counties provide a waiting room for witnesses. Recommendation CT 3.02 states that, "The use of videotaped trials in criminal cases should be studied and pilot projects should be established . . ." This would alleviate the necessity for personal appearances and would permit witnesses to testify at their convenience.

PRIORITY 13:

State attorneys should establish programs and proceedings in their offices to assist victims and witnesses through the court system, and also to protect witnesses and victims against threats, extortion, and retribution by accused offenders. The Judicial Planning Committee should conduct pilot programs using videotaping for witnesses and victims in criminal cases.

Implementation Strategy:

The Department of Community Affairs will convey this to the Prosecution Coordination Office to consider the development of model programs to be used on a statewide basis. A project has been submitted for funding from the Crime and the Elderly Discretionary Fund for 1980-81 in Collier County to provide elderly witness services. If this project is funded Bureau staff will review it and consider it for use as a model program.

PROBLEM STATEMENT:

There is lack of coordinated statewide effort of public education and information for the development and dissemination of media presentations regarding crime prevention techniques for the elderly. Although some programs do exist, they are generally duplicative of each other and lack consistency in their manner and purpose of presentation.

This information and education should be provided to the elderly, to social service agencies, to law enforcement agencies, and any other interested organizations.

In addition, no one agency or program serves as a centralized clearinghouse for statewide crime prevention information or research.

PRIORITY 14:

The Bureau of Criminal Justice Assistance should act as a facilitator for the development and distribution of crime and the elderly data and crime prevention information to the appropriate agencies and to the elderly consumer.

Implementation Strategies:

Agency cooperation will be solicited in the coordination of public education/information concerning the elderly. Alternative methods will be developed for disseminating information beyond the printed form.

The Aging and Adult Services Program Office of the Department of Health and Rehabilitative Services has made crime and the elderly a priority in their comprehensive plan. The Aging and Adult Services Program Office has developed and disseminated a "Senior Security" booklet to local agencies, law enforcement agencies, and the elderly. This was a cooperative effort by the Aging and Adult Services Program Office and the Bureau of Criminal Justice Assistance.

The Crime and the Elderly Technical Assistance Committee, which is composed of state-level agency members and consumers, will offer expertise and assistance in the development of agency cooperation and coordination.

PROBLEM STATEMENT:

If there is to be an effective reduction of crime against the elderly, there is a need to reduce the opportunity for the victimization of the elderly. The reduction of opportunity for crime is comparable to the reduction of vulnerability among the elderly population. On a national level, 25% of the elderly population live along in rapidly deteriorating housing.

According to sources at the Center on Gerontology at Florida State University, approximately 85% of the elderly population in Florida is concentrated in 18 counties, with approximately 50% of those elderly persons living alone. The majority of this population is female. Isolation contributes to the vulnerability of the elderly. Many elderly, who exist on low, fixed incomes, live in high crime areas in urban centers. Statistics from the St. Petersburg Crime Analysis Unit, 1974-77, indicate that approximately 73% of the elderly in their target area live in the central city. Undesirable housing conditions also add to the increased vulnerability of the elderly to criminal victimization.

PRIORITY 15:

All law enforcement agencies with crime prevention programs should establish training programs in crime prevention techniques for the elderly.

Implementation Strategy:

The Bureau of Criminal Justice Assistance will solicit statewide cooperation in an attempt to coordinate efforts made to protect and educate the elderly in crime prevention techniques. The Bureau staff will interface with the Help Stop Crime! Project of the Attorney General's Office so as to facilitate the development and dissemination of crime and the elderly materials. The Bureau will also coordinate with Help Stop Crime! on their statewide conferences concerning crime and the elderly. The Bureau will encourage local crime prevention officers to make presentations to various groups composed of elderly participants on a regular basis, focusing on different crime prevention techniques.

PROBLEM STATEMENT:

Although little hard data is available on a uniform basis regarding elderly victims of crime, certain limited studies show the particular vulnerability of the elderly to certain categories of crime. such as purse-snatching, strong-arm robbery, and fraud. According to the Crime and the Elderly Analysis completed by the St. Petersburg Police Department for 1974-78, the population of those 60 years of age or older represented 70% of all purse-snatchings, 34% of all robberies, and 33% of all pocket pickings.

PRIORITY 16

State attorneys in all judicial circuits with a high elderly concentration should, in fiscal year 1980-81, establish in their office special emphasis programs or revise special prosecution units for the elderly victim to concentrate in such areas as fraud, purse-snatching, and strong-arm robbery.

Implementation Strategy:

The Board of Regents has funded a STAR Project which is designed to investigate the frequency and effects of fraud on the elderly on a statewide basis. Bureau staff will continue to monitor the progress of this project. The research findings will be disseminated to all state attorneys' offices, and it will be suggested that model programs be developed.

Bureau staff will also coordinate with the Career Criminal Program of the Florida State Attorneys Association in implementing this priority.

PROBLEM STATEMENT:

There are many agencies that make human services available to elderly consumers, both on a state and local level. However, there are several factors which greatly affect the efficiency of this service delivery system. One of these factors is the lack of consumer knowledge of the system.

PRIORITY 17:

A comprehensive identification of social service agency resources that are available to the elderly should be developed on a state and local level. Such resource booklets could be incorporated as part of the activities of existing state and local service agencies.

Implementation Strategy:

This recommendation will be communicated to the Department of Health and Rehabilitative Services via the Department of Community Affairs. It is suggested that either the local Area Agencies on Aging, local aging programs, or volunteer groups produce and distribute the resource booklets. The Department of Health and Rehabilitative Services should work with the Bureau of Criminal Justice Assistance in the projection of a cost analysis and subsequent funding of this priority from available funds.

The development and distribution of local community resource booklets may be incorporated into many of the local projects funded through the Crime and the Elderly Discretionary Fund for 1980-81. This will continue to be encouraged in future program guidelines developed for the discretionary fund.

PROBLEM STATEMENT:

The social service system in the State of Florida provides many direct services for the elderly population. However, one of the adverse effects of such a system is that many services become fragmented or duplicated by the time they reach the consumer. Also, consumer knowledge of such services is difficult to assess. This priority addresses the need to provide the impetus for coordinating these services in order to provide a direct impact in the area of crime and the elderly. There is also a need for a group of citizenry to have direct input into the planning process concerning the area of crime and the elderly.

PRIORITY 18:

The Bureau of Criminal Justice Assistance should continue to staff the Technical Assistance Committee which is composed of members from state agencies whose services impact directly on Florida's elderly citizens and/or who work in the area of crime prevention in Fiscal Year 1980. A Crime and the Elderly Task Force should also be maintained which will assist the Bureau in analyzing public information, in planning, in the development or program guidelines for the discretionary fund, and in the final project funding decision process for the Crime and the Elderly Discretionary Fund.

Implementation Strategy:

The Crime and the Elderly Technical Assistance Committee has been developed and is composed of members from state legal agencies dealing with the elderly and from local crime prevention for the elderly programs. The Technical Assistance Committee will remain active during 1980-81 and will assist the Bureau staff in the development of program guidelines and the implementation of priorities from the Plan for 1980-81.

The Crime and the Elderly Task Force has been developed and is composed of members from many different aspects of state and local community involvement. This Task Force shall remain active for as long as the Bureau of Criminal Justice Assistance is mandated to do planning and implementation on the crime and the elderly problem in Florida, and will meet on a quarterly basis.

PROBLEM STATEMENT:

Typically, law enforcement agencies deploy approximately 70-80% of their sworn personnel to patrol, investigative, and traffic functions. Approximately 20% are assigned to staff and auxiliary functions. Of the 70% assigned to line operations, approximately 80-90% are assigned to patrol functions. Although no specific information is available, data on all police officer ranks in Florida indicate that approximately 65% of available sworn manpower is being assigned to line operations. Obviously, this would vary from department to department, depending upon its size, population served, etc.

There is no universally accepted method of deploying police officers or determining the number of personnel needed in a given jurisdiction. The first critical step needed prior to actual deployment is a "patrol workload study" which would determine the distribution of an agency's patrol personnel workload. Three fundamental patrol operation responsibilities would need to be considered in determining workload distribution: crime, calls for services, and arrests.

According to a recent Phase I evaluation of Specialized Patrol Projects conducted by the National Institute of Law Enforcement and Criminal Justice, highly visible patrols are more successful at deterrence than apprehension and high/low visibility patrols are slightly more successful at apprehension than deterrence.

PRIORITY 19:

Use improved/innovative patrol deployment plans in 20 law enforcement agencies in high crime index areas and in population areas with high elderly concentrations.

Implementation Strategy:

This priority will be communicated to the Florida Sheriffs Association, the Florida Police Chiefs Association, and the Police Standards and Training Commission. The Bureau of Criminal Justice Assistance will work with the Police Standards and Training Commission in developing more workshops on preventive patrol deployment using crime analysis and assigning more patrols to high crime areas and areas with large percentages of elderly residents. The Bureau of Criminal Justice Assistance, in conjunction with the Southeastern Criminal Justice Training Center, is currently planning a minimum of four training courses dealing with crime analysis and planning during the coming year.

PROBLEM STATEMENT:

There are many direct services offered to Florida's elderly through a rather complex social service system. Many times law enforcement agencies attempt to refer the victim of a crime to the appropriate agencies offering the services required. Based on information from victim services programs, getting the victim "plugged-into" the social service system can be a time-consuming process since several referrals to different agencies are necessary.

PRIORITY 20:

Law enforcement agencies should adopt a one-call referral system to assist in the coordination of social services to elderly crime victims.

Implementation Strategy:

This priority will be communicated to the Florida Sheriffs Association and the Florida Police Chiefs Association. These associations will pass the recommendation on to local law enforcement agencies. The local Department of Health and Rehabilitative Services districts will be contacted to provide cooperation to the law enforcement agencies. This is a matter of coordinating services that are in existence to provide the most efficient assistance to victims.

The goal of this priority is for each police precinct or division to have a specific phone contact at a social service agency designated to accept police referrals of elderly victims. The Bureau of Criminal Justice Assistance, in conjunction with the Department of Health and Rehabilitative Services, will begin efforts to isolate existing local agencies that will accept such a responsibility.

A DEMOGRAPHIC PROFILE OF FLORIDA'S ELDERLY POPULATION, 1980

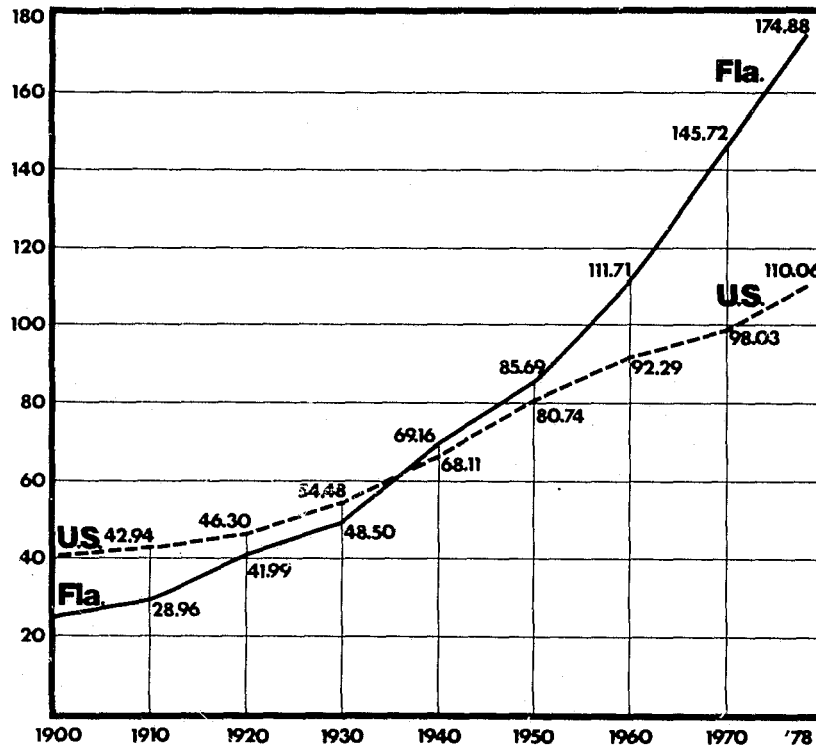
In collecting the data to produce this year's demographic profile of Florida's elderly population, the definition of the term "elderly" became increasingly unclear. Statistical information was gathered from several sources, each of which uses a different age definition to specify what group they consider "elderly". Some agencies use 55+ to denote the elderly population, while others use 60+ or 65+. These inconsistencies in age definitions limit the comparisons that can be made. There is clearly a need for uniformity in data collection, both at the state and national level. Only then will those dealing with the elderly be able to combine their knowledge to effectively develop plans and provide services.

Population Distribution

In 1978, 175 out of every 1,000 people in Florida were over the age of 65 (65+). National population figures indicate that 110 out of every 1,000 people in the United States were 65+ in that same year. Clearly then, Florida has a much higher percentage of elderly. But, this was not always true. In fact, until 1950, the composition of Florida's population was not that different from the national average. In the following 28 years, however, that gap has widened considerably. The number of elderly per 1,000 population has increased much faster for Florida than the nation as a whole in the last 78 years (Figure 1).

Figure 1

Number of Elderly 65+ per 1,000 population in the U.S. and Florida, 1900 - 1978



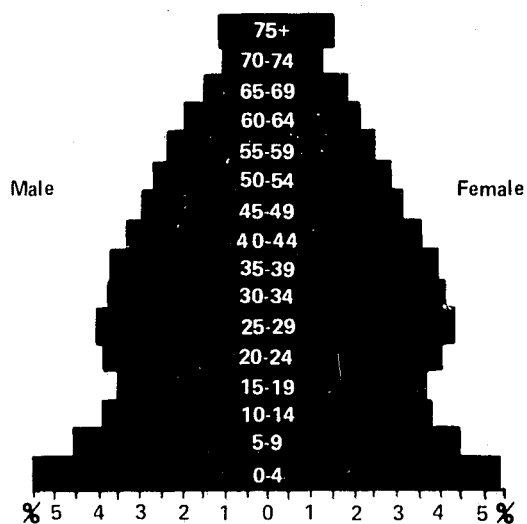
Florida Population 65+: Sources - Older People in Florida: A Statistical Abstract, 1978. 1978 estimates prepared by University of Florida, Bureau of Economic and Business Research.

U. S. Population 65+: Sources - Bureau of the Census, Current Population Reports, Special Studies, Series P-23, no.59. 1978 estimates prepared by U. S. Bureau of the Census.

A comparison of the various age groups also serves to illustrate differences in the make-up of Florida's population as contrasted to the national population. The population pyramids on the following page (Figures 2, 3, 4, and 5) show the distribution of population in the United States and Florida by age and sex in 1950 and 1978. A normal population pyramid is broad at the base and becomes proportionately smaller as it ascends. Narrow and wide areas of the pyramid represent the effects of such occurrences as wars, recessions, baby booms, and migrations upon the general population. For example, Figure 2 represents the United States population in 1950. Children under the age of 4 represent 10.8% of the total population. This corresponds to the post-World War II baby boom that occurred between the years 1945-50.

Figure 2

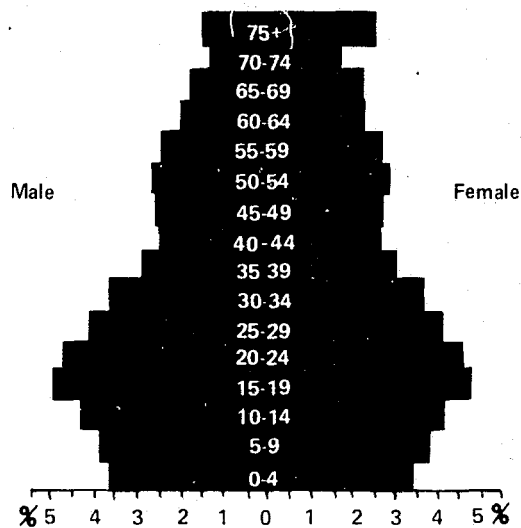
Percent Distribution of
United States Population by Age and Sex, 1950



Source: Statistical Abstract of the United States, 1965, Table 18

Figure 3

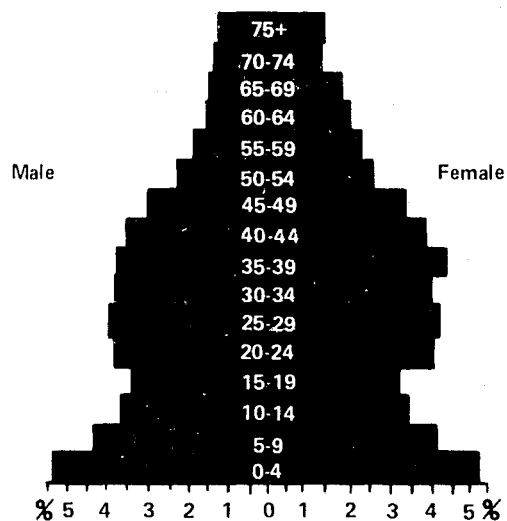
Percent Distribution of
United States Population by Age and Sex, 1978



Source: U.S. Department of Commerce, Bureau of the Census, Population Estimates and Projections, Series P-25 no. 800

Figure 4

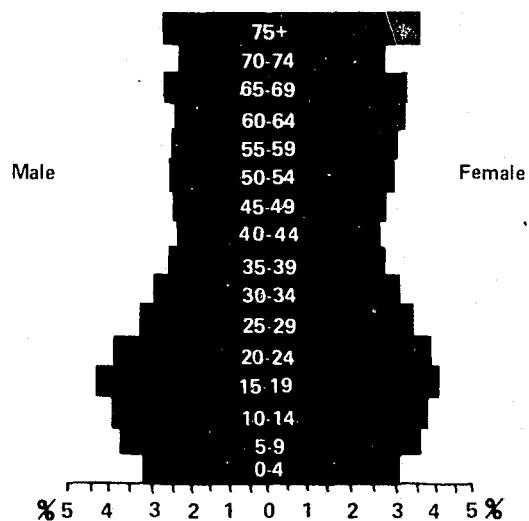
Percent Distribution of
Florida Population by Age and Sex, 1950



Source: U.S. Department of Commerce, Bureau of the Census, Census of Population: 1960, Vol. 1, Characteristics of the Population, Part II, Florida.

Figure 5

Percent Distribution of
Florida Population by Age and Sex, 1978



Source: University of Florida, Bureau of Economic and Business Research, unpublished estimates, July 1, 1978.

The figures illustrating the population of the United States and Florida in 1950 are similar, and reflect the traditional pyramid shape. When the pyramids representing the United States and Florida in 1978 are compared, distinct differences between the two are apparent. The Florida pyramid is narrower at the bottom than the United States pyramid and is also much broader at the top, making it more of a bar shape. The combined effects of a low birth and death rate partially explain Florida's population distribution. Since 1950, immigration has also been a major factor in contributing to the high proportion of Florida's population over the age of 60. There are two groups of migrants that can be identified. The Cuban refugees have immigrated to the United States in large numbers since the 1950's, and many have settled in Florida. In addition, many Americans have chosen Florida as their retirement home. The absorption of these immigrants into the State's population has undoubtedly weighted the elderly population in proportion to the younger population.

Floridians over the age of 60 constituted 12.5% of the State's total population in 1950. By 1978, that figure had increased to 23.2% (Figure 6). In actual numbers, the elderly population increased fivefold during that time period, from 345,981 in 1950 to 2,083,818 in 1978.

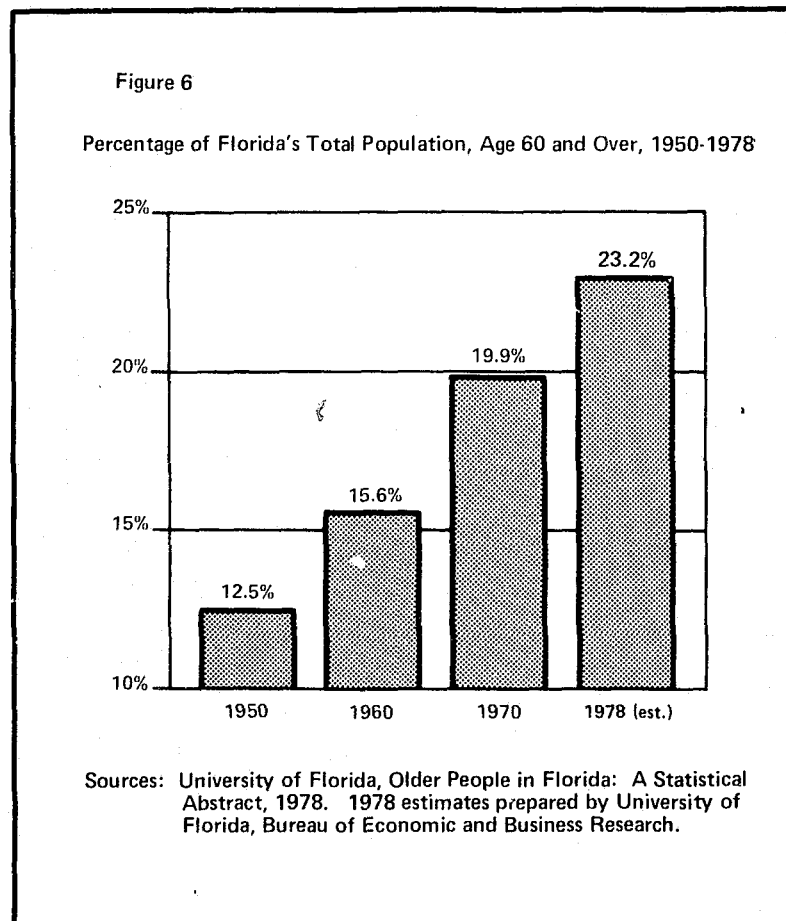


Table 1 describes Florida's population by age groups. It shows actual population figures since 1950, the percentage of increase of the population, and the overall proportion of the elderly to the rest of the population. During the 8 years from 1970 to 1978, Florida's total population increased 32.5%. The State's elderly population rose 54.6% during the same period. The elderly population of Florida is growing at a much faster rate than the population as a whole.

It is important to note that the 75+ age group has had the largest increase over time of any elderly cohort. This group increased 706% from 1950 to 1978, as compared to a 375% increase for those 60-64 and a 498.9% increase for those 65-74.

TABLE 1
POPULATION BY AGE GROUP IN FLORIDA
1950-1978

YEAR	TOTAL POPULATION	TOTAL 60 & OVER	60-64	65-74	75+
1950	2,771,305	345,981	108,507	167,055	70,419
1960	4,951,560	774,586	221,457	389,289	163,840
1970	6,789,443	1,348,291	358,925	646,281	342,685
1978* (est.)	8,966,395	2,083,818	515,747	1,000,466	567,605

PERCENT INCREASE

1950-60	78.7	123.9	104.1	133.0	132.7
1960-70	37.1	74.1	62.1	66.1	109.2
1970-78	32.5	54.6	43.7	54.8	59.0
1950-78	224.6	502.3	375.3	498.9	706.0

PERCENT OF TOTAL POPULATION

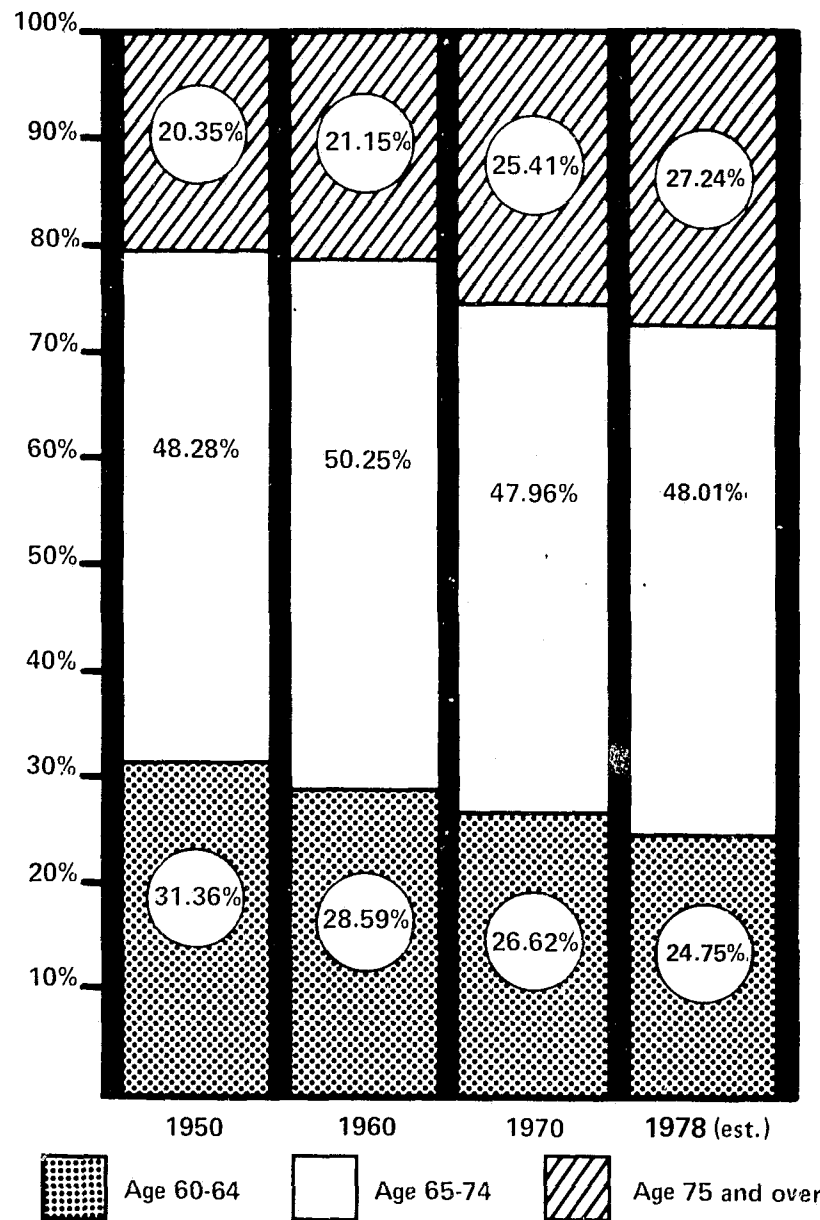
1950	100.0	12.5	3.9	6.0	2.5
1960	100.0	15.6	4.5	7.9	3.3
1970	100.0	19.9	5.3	9.5	5.0
1978* (est.)	100.0	23.2	5.7	11.2	6.3

Sources: University of Florida, Older People in Florida: A Statistical Abstract, 1976
1978 estimates prepared by University of Florida, Bureau of Economic and Business Research.

Figure 7 divides Florida's elderly population into three categories, and shows the proportion of each category to the State's total elderly population for 1950, 1960, 1970, and 1978. Perhaps more clearly than any other, this figure illustrates the fact that Florida's elderly population is steadily aging. The 65-74 age group is the largest category

Figure 7

Florida's Elderly Population, by Age Group, 1950-1978



Sources: University of Florida, Older People in Florida: A Statistical Abstract, 1978. 1978 estimates prepared by University of Florida, Bureau of Economic and Business Research.

and represents 11% of the State's total population. However, the 75+ age group, as previously discussed, shows the most increase over time. The many medical advances that have been made in the last 30 years are partially responsible for this increased life expectancy.

Some professionals in the field of aging divide the elderly into two groups: those under 75 (the "young elderly") and those 75+ (the "frail elderly"). It is the increase in this 75+ group which has the greatest potential for impact on the State's service delivery system. The frail elderly are generally more physically vulnerable and have a greater need for alternative services to delay or eliminate the need for institutionalization.

Geographic Distribution

In 1977, approximately half of the nation's 65+ population lived in seven states (Table 2). As one of these states,

Table 2

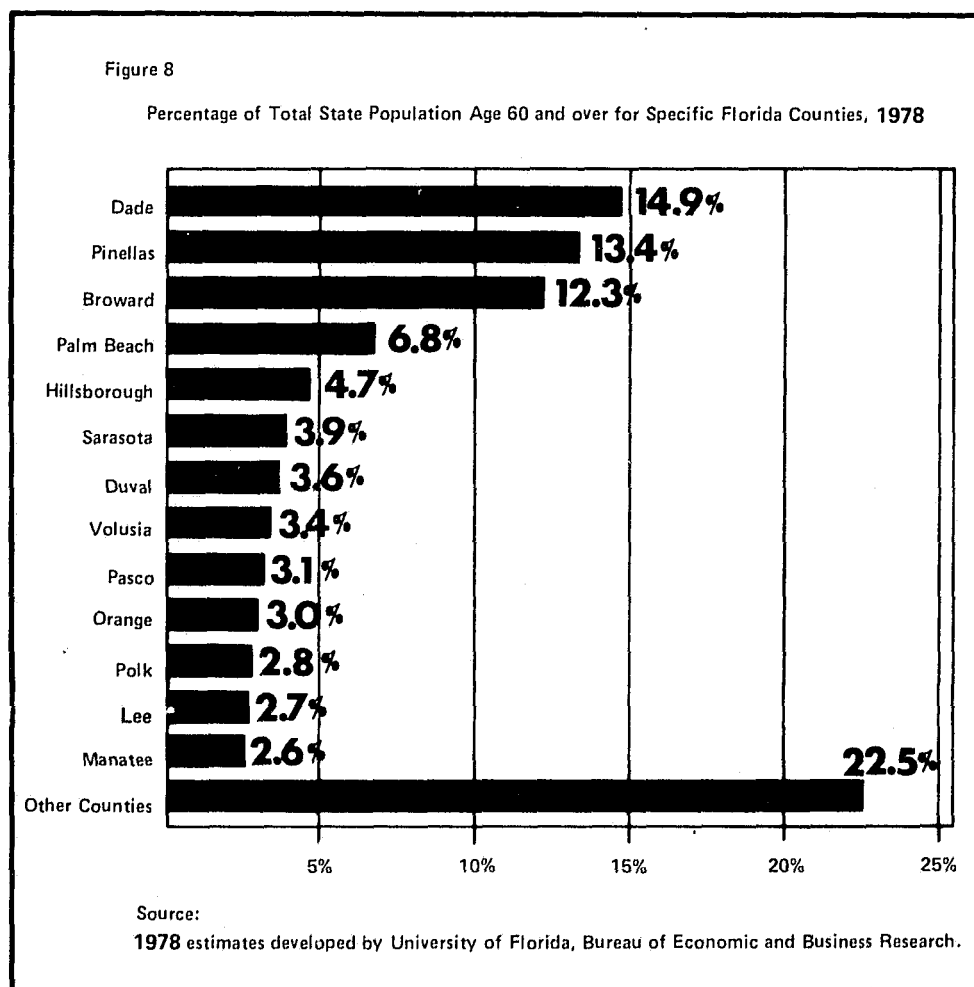
**PROPORTION OF POPULATION 65+ YEARS OLD: 1977 —
COMPARISON OF FLORIDA WITH OTHER SPECIFIED STATES**

State	Number (000's)	Percent of Total Population
Alabama	398	10.8
Arkansas	285	13.3
California	2,185	10.0
Florida	1,444	17.1
Georgia	456	9.0
Illinois	1,194	10.6
Iowa	374	13.0
Kansas	293	12.6
Maine	130	12.0
Missouri	622	12.9
Nebraska	199	12.8
New York	2,082	11.6
Ohio	1,110	10.4
Oklahoma	349	12.4
Pennsylvania	1,432	12.1
Rhode Island	118	12.6
South Dakota	88	12.7
Texas	1,228	9.6
U.S., Total	23,494	10.9

Source: U. S. Department of Health, Education and Welfare,
Facts About Older Americans 1978.

Florida had over one million persons 65+. California and New York were the only states with more elderly residents. However, Florida had the largest proportion of its population over the age of 65+ than any other state. Only ten of the states had 12% or more of their total population over the age of 65.

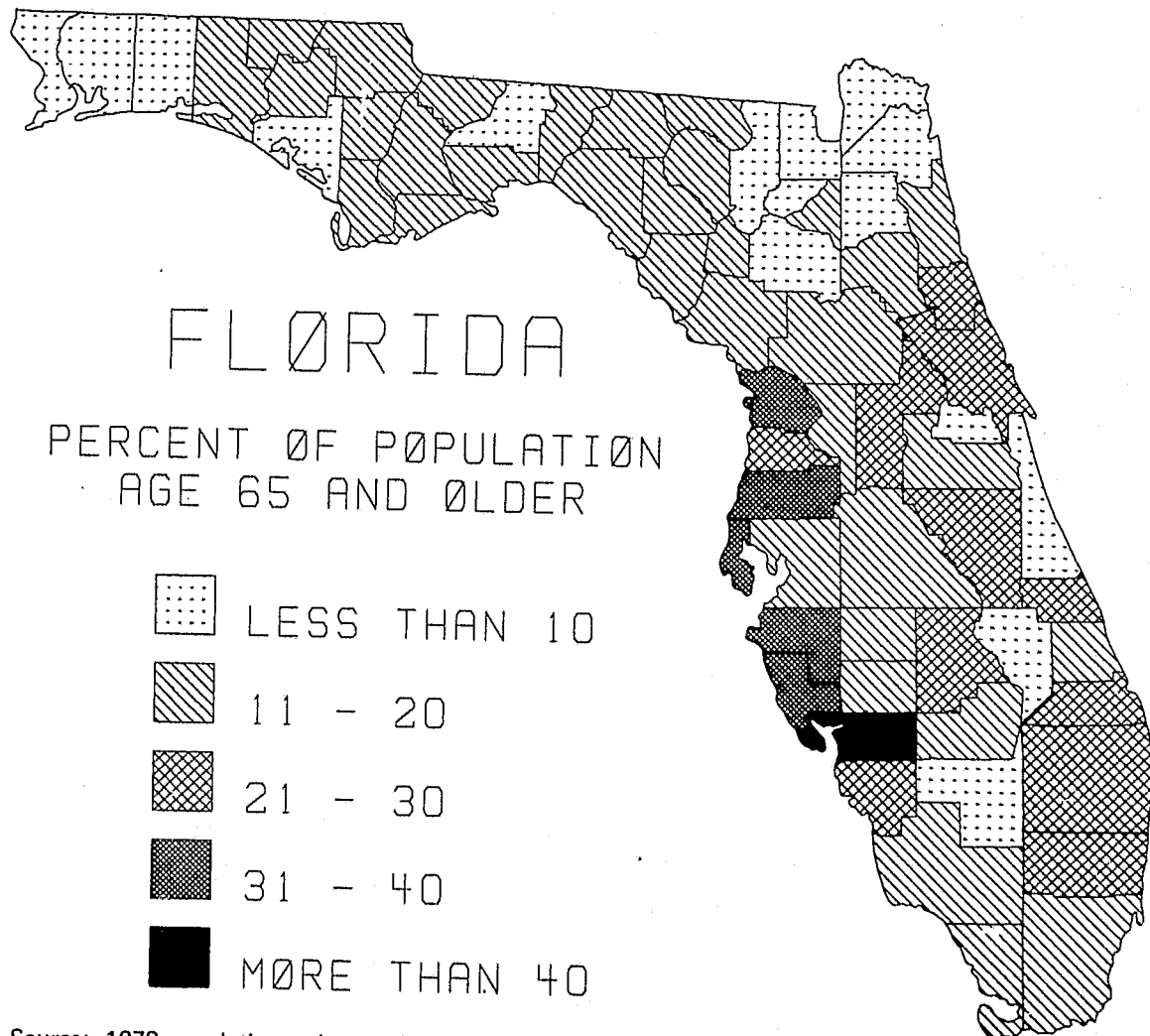
The majority of Florida's elderly are concentrated in five general areas of the state: (1) Dade, Broward, and Palm Beach Counties; (2) Pasco, Pinellas, Hillsborough, Lee, Manatee, and Sarasota Counties; (3) Duval County; (4) Volusia County; and (5) Polk and Orange Counties. Of these general areas, only Polk and Orange are central counties. The remainder are coastal counties. Figure 8 shows the percentage of the total state population over the age of 60 for these counties in 1978. According to 1978 estimates, approximately 78% of Florida's elderly live in these 13 counties. The largest portion of the State's elderly population, or 14.9%, lives in Dade County.



Another way of examining a county's population is to look at the proportion of each county's population that is 65+. The map below (Figure 9) shows the proportions for each of Florida's 67 counties. Charlotte County has the highest proportion, with 41.1% of the county population in the 65+ age bracket. Charlotte County is followed by Sarasota County with 35.3% of its county population over the age of 65, Pasco County with 32.6%, and Pinellas County with 31.9%.

Figure 9

Percentage of County Population over Age 65 in Florida, 1978



Source: 1978 population estimates developed by the University of Florida, Bureau of Economic and Business Research.

One method of assessing the quality of life of a population is to examine the income level. In Florida, estimates from 1975 indicate that 11.3% of Florida's residents 65 and over were below the poverty level, as compared to a national estimate of 15.3% for that same year. While Florida has fewer elderly people living at or below the poverty level, it should be noted that women 65+ in Florida have less than half the average yearly income of men their age. The mean and median estimates of income for Florida's elderly residents are shown in Table 3.

Table 3

Money Income: Estimated Mean and Median Amounts by Sex for Those 65 and Over in Florida, 1975				
Sex	No. of persons	Money Income		
		Aggregate (Thousand \$)	Estimated Mean (Dollars)	Estimated Median (Dollars)
Male	686,148	5,686,108	8,287	5,821
Female	827,731	2,979,832	3,600	2,525
Both Sexes	1,513,879	8,665,940	5,724	4,019

Source: 1975 estimates of population from University of Florida, Bureau of Economic and Business Research. Estimates of mean and median money income developed by University of Florida, Center for Gerontological Studies.

The trend that has been established in Florida over the past 30 years when the elderly population first began its rapid growth has been projected to continue through the year 2000. At this point in time, a plateau may be reached. Population projections for Florida's elderly through the year 2020 are shown in Table 4.

Table 4

Population: Estimates July 1, 1978 and Midyear Projections, 1980, 1990, 2000, 2010 and 2020 for Florida's Elderly (expressed as percentage of total projected population)						
YEAR	1978	1980	1990	2000	2010	2020
60 - 64 years	5.8	5.5	5.2	4.7	5.5	6.4
65 - 69 years	6.0	5.8	5.7	5.1	5.1	6.1
70 - 74 years	5.1	5.5	5.7	5.4	4.9	5.4
75 - 79 years	3.4	3.9	4.6	4.7	4.4	4.1
80 - 84 years	1.8	2.2	2.9	3.3	3.2	2.9
85 years and over	1.1	1.6	2.3	2.6	2.8	2.7
Total, 60+	23.2	24.5	26.4	26.0	26.0	27.5

Source: University of Florida, Bureau of Economic and Business Research, Projections of Florida Population by Age and Sex, 1980 - 2020, September, 1977, and unpublished data.

Summary

There are several conclusions that can be drawn from the demographic profile presented here. First, it is clear that Florida has a larger percentage of elderly than any other state in the country. Secondly, Florida's elderly are steadily aging; that is, more people are living past age 75 than ever before.

There are several aspects of the elderly person's lifestyle that make them more vulnerable to criminal victimization. For example, it has been speculated that many elderly people live alone in single-family homes. However, there are no statistics available on either a state or national level which describe housing conditions for the elderly. There is no way of knowing what percentage of the elderly live alone, or the quality of their homes. It is known that many elderly live on fixed incomes. Security hardware is often expensive, and many older Floridians cannot afford to install it. The frail elderly, those 75 and over, are steadily increasing. They are perhaps the group most vulnerable because of their diminished physical strength. In addition, the psychological trauma of a criminal victimization may be more severe for the older victims because they may lack the interpersonal, social service system, and financial resources of the younger population.

The demographic changes as illustrated here are currently influencing public policy regarding human services delivery for the elderly. These population growth trends demonstrate the need for further information on the constantly changing elderly population of Florida, and the economic and social conditions facing this population.

SOURCES

United States Department of Commerce, Bureau of the Census,
Census of Population: 1960, Vol. 1, Characteristics of
the Population, Part II, Florida.

United States Department of Commerce, Bureau of the Census,
1970 Census of Population.

United States Department of Commerce, Bureau of the Census,
Population Estimates and Projections, Series P-25, No. 800.

United States Department of Commerce, Bureau of the Census,
Current Population Reports, Special Studies, Series P-23,
No. 59.

United States Department of Health, Education and Welfare,
Administration on Aging, Facts About Older Americans, 1978.

University of Florida, Bureau of Economic and Business Research,
1975 and 1978 Population Estimates.

University of Florida, Bureau of Economic and Business Research,
Older People in Florida: A Statistical Abstract, 1978.

University of Florida, Bureau of Economic and Business Research,
Projections of Florida Population by Age and Sex, 1980-2020,
(September, 1977).

University of Florida, Center of Gerontological Studies, 1975
Estimates of Mean and Median Money Income.

END