


# ISRAEL POLICE



64941

## ANNUAL REPORT 1978

# **ISRAEL POLICE**

NCJRS

FEB 15 1980

ACQUISITIONS

# **ANNUAL REPORT 1978**

Published by The Israel Police, Training Division, Publication Unit  
Printed at Isratypeset, Jerusalem, October 1979

## CONTENTS

Changes in the Organization of National Headquarters	7
Criminal Activity	8
Investigation and Intelligence	10
Criminal Identification	12
Juvenile Delinquency	14
Internal Security	15
The Civil Guard	16
The Border Guard	17
Patrols	18
Road Traffic	19
Research and Development	20
Training	22
Administration	24
Automatic Data Processing	25
Manpower	26
Legal Assistance	28
Public Complaints	29
Internal Control Unit	30
Spokesman's Office	31
International Contacts	32
Statistical Tables:	33
The Extent of Police Activity	33
Crime in Israel	35
Common Property Offences	38
Stolen Vehicles	39
Wilful Damage and Arson	41
Offenders and Law Enforcement	42
Execution Office	44
Traffic and Road Accidents	45
Enforcement of Traffic	49
Yehuda, Shomron and Zfon Sinai (The Administrated Territories)	49
Organizational Chart	56

*The Minister of the Interior,  
Jerusalem.*



*Sir,*

*I have the honour to submit to you the annual report on the work of the Israeli police for 1978.*

*This period was characterized by far-reaching changes in every sphere of life: political (preparations for the peace treaty), economic and social. The impact of all these on the tasks of the police does not always find its expression in the direct operational level, but it accumulates over different periods of time. Past experience teaches that changes of this nature do not always contribute towards the enforcement of law and order in the country; on the contrary, they lead to an accelerated increase in crime, which we have witnessed in this country and all over the world in recent years.*

*The ability of the police force to find the appropriate solution to these problems depends upon a number of principal factors: growth in the strength and resources at its disposal, flexibility in operation and organization, sophistication of the logistic system and maximal professionalization of manpower. Repeated budgetary cuts and the force's inability to increase its complement of manpower lead to the conclusion that the ever increasing burden will be borne by the force which has scarcely increased in number over the last years.*

*In consequence, we have directed most of our efforts in consolidating the reorganization in the deployment of the force, particularly in the field of investigations, and implementation of novel methods introduced in the past. At the same time, we have maintained our efforts to develop our operational ability to cope with terrorist activities, which have increased considerably in the year under review.*

*These two spheres of police work reflect the force's responsibility for internal security, in the widest sense of the term. The fact that we have not cut down the objectives we have set for ourselves — but have, rather, improved on our achievements in the operational sphere and in combating crime — testifies to an improvement in the force's organizational ability, to the increased flexibility in its methods of operation, and, above all, to a maximal utilization of the potential found in the resources of police.*

*During this period, officers and other ranks were called upon to make intensive and continuous efforts which often extended over the greatest part of the day, taxing their strength to the maximum. Their efforts combined with their professional skill and dedication, partly balanced the grave shortage of manpower.*

*The year 1978 witnessed an increase of 4.6% in the number of criminal case-files, the lowest rate of growth in the crime rate in recent years. This year is also marked by a certain rise in the overall percentage of all offences detected, following a consistent drop in recent years. These two factors indicate a noteworthy positive trend.*

*Obviously, it is difficult to forecast future developments on the basis of this trend, but it is an encouraging phenomenon, justifying our re-organization based on flexible priorities adjusted to the changing conditions. We are planning on improving the standards of police work, and aspire to reach a situation in which priorities in police activities and allocation of resources will be based on accurate statistical models. It should be noted that the check in the growth of crime is especially noticeable in the most difficult — and, perhaps least glamorous — aspect of police work: combating offences against property. This is particularly true regarding breaking into business premises, where there was a decrease of 2%, as against an increase of 17% in 1977 compared with 1976.*

*A considerable improvement occurred in detecting victimless crimes stemming from the re-deployment of the Investigations Department. This is particularly true in combating drug offences, in view of the grievous harm they inflict upon the public and the pools of crime they create. 360 dealers were apprehended during 1978, a marked increase over previous years stressing our determined efforts in this direction.*

*In maintaining public order and internal security, we were called upon to undertake 110 large-scale operations during 1978, entailing maximum mobilization of the force. These, along with thousands of other types of activities, illustrated the extent of usefulness of the operational structure we have introduced in our units.*

*The ceaseless struggle of the police, strenuous and effective as it may be, is not enough. It must be implemented by a combined effort of all branches of the administration, public organization and the individual citizen.*

*The spheres in which the laws of this country are infringed are so numerous, that only an overall effort can ensure appropriate response in combating crime and improving the quality of our lives. Such a concerted national effort will perhaps guarantee the police force — the spearhead of this struggle — its proper place in the national and social priorities.*

*Yours respectfully,*

*Haim Tabori, Commissioner,  
INSPECTOR-GENERAL,  
Jerusalem.*

*Jerusalem, June 15th, 1979*

## CHANGES IN THE ORGANIZATION OF NATIONAL HEADQUARTERS

Last year, the Israel Police Force made changes in the organizational structure of its National Headquarters aimed at improving the performance of tasks and their supervision; separating services rendered to all branches of the force from police tasks brought under headquarters' responsibility.

Under the new structure, National Headquarters comprise four departments:


**Staff Functions Department** — comprising the Personnel Administration, the Standards, Organization and Methods Division, the Training Division and the Automatic Data Processing Division; all providing staff services to the whole force.

**Administration Department** — comprising the Finance Division, the Quartermaster Division, the Transport Division, the Communications and Electronics Division, the Housing Division and

the Purchase and Sales Division; all these divisions provide administrative services to all branches of the force.

**Investigation and Suppression of Crime Department** — is responsible at national level for all aspects of combating crime by the Israel Police Force and comprises the Investigation and Prosecution Division, the Intelligence and Surveillance Division and the Criminal Identification Division, as well as the National Unit for Investigation of Fraud and the National Unit for Special Investigation. Both units are operational.

**Policing and Security (Operations) Department** — is in charge of the force's policing and internal security tasks, comprising the Patrol Division, the Traffic Division, the Operations Division and the Explosive Disposal unit; the head of the Civil Guard carries responsibility at national level for matters concerning the Civil Guard.



## CRIMINAL ACTIVITY


In the course of 1978, the Israel Police handled 213,357 investigation files, divided as follows:

Property offences — 78.6%; public order offences — 7.7%; offences against human life and the person — 5.4%; fraud offences — 5.1%; sexual and offences against morality — 2.2%; security offences — 0.3%; licensing offences — 0.3%; administrative and economic offences — 0.2%; miscellaneous — 0.2%.

A comparison of the data for 1978 with that of previous years indicates a relatively moderate increase in the number of criminal case-files. 1975 compared to 1974 — an increase of 11.2%; 1976 compared to 1975 — an increase of 5.1%; 1977 compared to 1976 — an increase of 7.6%; 1978 compared to 1977 — an increase of 4.6%. There was also an increase in the number of cases of victimless crimes (bribery — 22.5%; use of dangerous drugs — 13.6%; traffic in dangerous drugs — 11.3%; extortions — 5%).

Compared to the previous year, there was a 7.6% increase in the number of offences against the person, particularly grievous bodily harm (14.0%) and assaults (9.1%). On the other hand, there was a drop of 78% in economic offences, in comparison with the previous year. Altogether, there was an increase in the number of detected cases, especially in fraud and bribery offences.

**Offences against Property** — The bulk of criminal activities are found in this category. Their number increased by 5.3% over 1977, namely 167,836 case-files. However there was a decrease of 11.8% in robbery under aggravated circumstances (as against an increase of 4.8% in unarmed robberies). There was also a decrease in the number of burglaries in commercial premises and institutions compared with a sharp increase of 16.9% in 1977. The upturn extended to all other offences against property, though it was a moderate one compared to previous years. For example: 26,343 burglaries in residential premises, representing a 5.9% increase over 1977; vehicle theft and joyriding a 4.5% increase; thefts from vehicles and thefts of components — a 9.4% increase. These increases were more moderate than those registered in 1977, as compared with 1976. There was also an increase in the number of bicycle thefts (10.7% over 1977), although this increase was more moderate than that of 1977, when a 49.4% increase over 1976 was registered. Willful damage to property increased moderately by 8.9% as against a 13.7% increase in 1977. The percentage of solved detected cases increased, primarily in robbery offences (about 51%) and purse-snatching (approximately 5.4%).







**Drug Offences** — Drug offences rated police priority, both in detection and in prevention, in view of the fact that drug addicts also commit other offences to acquire the large sums required for the purchase of drugs. The main difficulty encountered by the police stems from the fact that there are no complaints, and even the victims do not cooperate. Special intelligence and investigative efforts led to the uncovering of considerable drug consumption and trafficking.

In accordance with the policy laid down by the Ministry of Education and Culture, backed by the attorney-general, the police refrains from initiating criminal proceedings against high-school pupils implicated in first-time use of soft drugs (provided they have no criminal records). Such cases are disposed of with a warning and the juvenile is referred to the appropriate authority (medical, social or educational).

**Sexual Offences** — During 1978, the police force handled 2,150 sexual offence cases, an increase of 7.5% over the previous year. Noteworthy is the increase in the number of indecent

assaults and forcible rapes (206 cases in 1978, as against 115 in 1977 — an increase of 79%).

In investigating this type of offence, the Israel Police have adopted recommendations made by a joint parliamentary committee on "a different approach to rape cases." Its main points are: participation of social and welfare workers in the treatment and interrogation of rape victims; deepening the interrogator's awareness of the mental distress suffered by rape victims when interrogated about the assault; assigning, as far as possible, women investigators to the interrogation of victims; interviewing victims in separate rooms, with no strangers present; laying down directions and rules of procedure in dealing with rape victims; strict secrecy with regard to details of the offence and its circumstances; allowing the presence of a close friend or relative during interrogation, at the victim's request; and, in general, granting maximum consideration to the needs and problems of the rape victim. The subject has already been integrated into the professional courses and training of investigators.



## INVESTIGATION AND INTELLIGENCE

The year 1978 was marked by the foundation of crime-fighting task forces in police stations around the country. Crime-fighting functions such as investigation, intelligence, detection and criminal identification were integrated. At the sub-district level, functional units became operative for investigation of criminal cases of greater public interest or of cases requiring a massive concentration of resources, such as extortion or drugs. The sub-district units undertake prolonged investigations which the stations cannot handle due to the burden of current work.

At the national level, there are two units bearing specific responsibilities.

**The National Unit for Special Investigations**, comprising four sections:

The Special Investigations Section which focuses on investigation and intelligence regarding phenomena named by the Shimron Commission as "the Israeli version of organized crime," with special stress on a long-range operational plan. This year, the section also undertook a number of publicly sensitive and delicate investigations.

The Internal Investigation Section, which is engaged in investigations of police personnel whenever there is reasonable suspicion that they have committed a criminal offence.

The Serious Crime Section, which investigates serious crime on a nationwide basis (complex and ramified offences against property, intimidation of witnesses, extortion, etc.). In general, this section's investigations touch on activities abroad. Personnel from this section actively participate in national investigative groups.

The Section for Investigating Nazi Crimes, whose functions include the interrogation of witnesses and collecting evidence against Nazi criminals and collaborators in crimes committed in concentration camps and elsewhere during World War II. The section operates in conjunction with the public prosecutor's offices of the German Federal Republic, the United States of America and other countries, as well as with foreign police forces.

**The National Unit for the Investigation of Fraud** carries out investigative and intelligence activities directed against fraud offences. During the past year, the section focused on investigation of bribery, swindling and embezzlement. Stress was placed on widening the intelligence network and making full use of it to uncover offences.

**The Investigation Department** – includes three divisions:

**The Investigation and Prosecution Division** carries staff responsibility for all investigative and prosecution activities. The division's functions are divided among four sections: the Supervision and Control Section, responsible for proper execution of orders, rules of procedure and directions; the Prosecutions Section, responsible for activities connected with police prosecution; the Youth Delinquency Section, professionally responsible for the functioning of units throughout the country; and the Direction Section, bearing staff responsibility for instructing investigations and compiling theoretical material.

**The Intelligence and Surveillance Division** replaces the former Special Tasks Division. This was no mere change of name, but marks a change in the ideological concept of the police role in combating crime. The new concept holds that it is necessary to concentrate responsibility for suppression and detection activities in a single unit responsible for investigation, intelligence and surveillance. This focusing calls for greater operational involvement of the Intelligence Division in preventing and uncovering offences, and for establishing staff work and consolidating a doctrine for combating crime.

This policy has reinforced the division's operational capacity and its field work was enhanced by continued efforts to set up central intelligence and surveillance units in the sub-district, and by strengthening operational sections within the division itself. A Collation Section has been established, stressing close pro-

fessional links with intelligence units in the sub-districts and stations by guiding the units in drawing up intelligence data. The division also comprises two additional operational units dealing with drugs: the National Evaluation Unit and the National Drug Squad. These units constitute

a single system, entrusted with compiling and formulating a complete picture of the drug traffic in Israel.

**The Criminal Identification Division** — see following page.



## CRIMINAL IDENTIFICATION

This year witnessed a further increase in most areas of the division's activities. At the same time, intensive efforts were made to disseminate information services rendered and to instruct those utilizing them. Further progress was made towards merging technical and investigative work at the scene of the crime. Maximum use was made of the division's potential in solving problems accompanying the efforts to combat crime.

An increase was registered in the number of tests made on inflammable materials taken from suspicious fires, and of explosives taken from bombs that had gone off or been dismantled. There was a large increase in the number of firearms, bullets and cartridges brought in for examination in connection with police operations (1,247 files, comprising 2,314 exhibits). There was considerable and significant diversification in comparison tests of materials and marks, sand, earth, building materials, paint, metals, fibers and inorganic materials. There was an impressive increase in the number of detections due to fingerprints found at the scene of crime (over 900 detections during 1978, compared with 660 in 1977, and of these, over 40% were accomplished by the division's fingerprint collection). A growing burden was borne by the internal laboratory services, such as the photographic laboratory (82,450 black and white enlargements were made, compared to 61,120 in 1977 and 35,800 in 1976) and the electronics laboratory, engaged in the maintenance and repair of equipment.

The increase in the number of files and exhibits reaching the Criminal Identification Division actually reflects the rise in criminal activity and in investigative activity, but it also indicates a growing awareness among police personnel of the possibilities of taking advantage of criminalistics services and of furthering investigations by assembling physical evidence. To no small degree, this is the outcome of the considerable efforts made in instruction and information

through publications, lectures, advanced courses, study days and field expeditions. The division's visitors included Supreme Court judges, trainees in numerous police courses and commanders. State's attorneys, police and military police investigators attended study groups and panels on topics such as polygraph tests, use of hypnosis, forensic medicine (at the Abu Kabir Pathological Institute, analytical and biological tests and examination of documents. Courses were held for investigators (on collecting microscopic exhibits, on the use of the guide for description of jewelry, etc.) for identification technicians (on collecting gunshot remnants, sketching the scene of a crime, the use of technical means of surveillance, advanced photography, etc.), for bank employees (on detecting counterfeit foreign currency), etc.


Increased presence of the division's personnel in the field also contributes to heightened awareness and better information on the correct use of scientific and technical tools. In addition to the mobile laboratory teams who go out to the scenes of serious crimes and participate in police operations (for recording data, reconstructions, collection of evidence and technical surveillance), there were also numerous appearances by the staffs of the ballistics laboratory (shooting incidents), the imprints and materials laboratory (microscopic evidence and detecting forgeries of vehicle identification markings), the biological laboratory (rape cases) the polygraph laboratory (participation in special investigation teams and interrogations and providing psychological counsel), the missing persons bureau (locating missing persons and identifying corpses), doctors from the Institute of Forensic Medicine and the photographic laboratory.

Considerable resources have been invested in building up a professional body of identification technicians spread throughout the country in a network of teams at the district, sub-district, and lately, station levels. Special courses turn out technicians also trained as scene-of-the-crime

investigators, in keeping with the new concept which combines the two roles. Professional training in these courses is provided by Criminal Identification Division personnel. Occasionally, advanced courses are held to enhance team members' technical expertise. The Criminal Identification Division's specialized units processing material coming in from the field units -- such as the Album and Identi-kit Office, the fingerprint laboratory etc., in conjunction with the Direction and Supervision Unit, watch closely the work of the units to gauge their skill and efficiency. There has been interesting and useful progress made in various aspects of processing material, taking advantage of the skilled manpower and equipment at the disposal of the Criminal Identification Division.

The photographic laboratory has developed a photographic technique of detecting forgeries of documents by penetrating luminescence. A new guide for describing jewelry, based upon an original conception, has been put into use (see also under the heading "Research and Development").

New field kits have been developed and used initially by the mobile laboratory -- for collecting particles left on the clothes and body of a person after using a firearm, for preliminary identification of explosive remnants, for detecting erased numbers on vehicles and other objects, etc. Improvements have been made in techniques for testing the authenticity of tape recordings of the human voice submitted to court as evidence.



## JUVENILE DELINQUENCY

Police work with juveniles underwent a number of changes, most important of which was raising the age of criminal responsibility from 9 to 13, according to Amendment 6, Article 13 of the Israel Penal Law 1978, which states: "Anyone who has not reached the age of 13 years is not criminally responsible." Internal orders and procedures were modified accordingly; henceforth, criminal files will not be opened against a juvenile below the age of 13, nor will he be detained or prosecuted. The police will direct him to the local welfare officer, who can, according to the Youth (Care and Supervision) Law 1960 bring him before a juvenile court if he believes it necessary. The police task will be to investigate the circumstances of the criminal offence, to find out whether an adult or a juvenile over the age of 13 was involved, whether it involved damage which can be remedied, property which can be restored to its owner, etc. In such investigations, the juvenile will be treated merely as a witness.

Youth units underwent functional modifications, the most marked change taking place in the Tel Aviv District Youth Unit. The structure was adapted to the area's particular requirements, dividing it into three sub-district units (Dan, Yarkon and Jaffa), with the aim of improving police coverage of remote quarters and treatment of pre-delinquent youths. The foundations of specialized professional youth work were reinforced in police stations throughout the country. Additional posts were allocated for youth workers, including prevention and welfare officers. There was an increase in the number of youth workers, particularly in the sub-districts of Galilee, the Amaqim and Haifa.

Article 53 of the Criminal Procedure Law 1965 empowers the police to refrain from investigating misdemeanors (offences punishable by up to three years' imprisonment) for lack of "public interest," or when some other body has been authorized to investigate them. The Israel

Police took advantage of these powers to abstain from prosecuting minors who commit trivial, random offences. During the year, written and verbal instructions were issued to police units to pursue this policy of non-prosecution. A new and revised standing order was issued, comprising all procedures dealing with investigation, arrest and prosecution of minors.

In addition to all the aforementioned, stress was placed on intensifying designated police activities in the area of youth work. Informal street recreation was organized for children who did not participate in any other activity; they were engaged in sport and social activities. A pupils' organization of "property trustees" was set up to protect their school installations; youth groups for police affairs were formed, with the aim of familiarizing, particularly marginal youth, with police work; at the initiative of police youth units, problematic youngsters were involved in Civil Guard operations; teenagers adopted youngsters who encountered difficulties with formal educational activities, as a part of a "big brothers" programme; prevention officers took an active part in tracing school dropouts and urging them to resume their studies; lectures on citizenship and police were delivered to youngsters in schools, youth centres and youth clubs.

Juvenile delinquency and neglected youth are complex problems, which cannot be effectively tackled by single, unrelated bodies. Therefore, the police endeavours to work in close conjunction and full reciprocity with the Youth Probation Service, and Hostel Authority in the Welfare Ministry, the Unit for Girls in Distress, welfare officials, workers at local authority youth departments, representatives of the Education Ministry, youth counselors and anyone else engaged in education and welfare. The police participate in numerous local and national committees set up for the purpose of combating juvenile delinquency.

## INTERNAL SECURITY

### OPERATIONS


During the year, efforts were stepped up to make full use of all the forces at the disposal of the police. In addition, continuous preventive action was taken to secure the state's territory. Operational planning was extended, orders and directives were issued to police units, in operational matters, security organization and alertness, cooperation between police, military and state bodies, and emergency situations. All branches of the Israel Police, in conjunction with its various auxiliary units, underwent exercises in internal security, in designated activities and other subjects. During the year, 2,727 exercises were held by the police, and the lessons were learned and disseminated.

In addition, police units, assisted by other forces, engaged during the year in 110 large-scale operations — some of them unforeseen. The operations were of a diverse nature: public order, demonstrations, strikes, protecting prominent personages (such as "Operation Squirrel" — the visit of the vice-president of the United

States) and "Magal Lily" (the funeral of Golda Meir). During Mrs. Meir's funeral, in "Operation Narcissus" (the municipal elections) and other operations, the police also engaged in securing public order and security.

### EXPLOSIVE DISPOSAL UNIT

The Explosive Disposal Unit continued its quantitative and qualitative build-up. Additional officers and sappers were recruited and trained for the task, and efforts were devoted to improving the unit's and the individuals' equipment. Acquisitions included protective vests, mobile X-ray installations, magnetometers, testing and detonating equipment, improved photographic equipment, remote control devices for handling explosive charges, etc. The equipment purchased was adapted to local conditions. Various auxiliary installations were designed and constructed. Simultaneously, the unit engaged in independent development of equipment, and conducted experiments in neutralizing explosive charges by sophisticated techniques.



## THE CIVIL GUARD

At the end of 1978, the Civil Guard numbered about 92,000 active members, deployed through 477 bases throughout the country from Kiryat Shmona and Katzrin in the north to Eilat in the South.

Preventive and deterrent activities continued and current operations were maintained, through motorized and foot patrols, manning of road-blocks, searches and safeguarding public events.

During the year, Civil Guard volunteers were deployed at scores of public events and alerts. Security forces were regularly reinforced by volunteers on holiday crowd patrols. During the terrorist incursion on the coastal road, Civil Guard volunteers were deployed both on the

scene and in the course of the curfew in the searches for the terrorists. Their swift and effective action won general appreciation from the public and the defence authorities.

In the course of their security tasks, Civil Guards scored hundreds of successes in forestalling criminal acts, seizing stolen property and preventing harm to persons and property. In the light of these successes and in response to demands from many volunteers willing to enhance their involvement in preventing crime in their neighbourhoods, the Israel Police conducted a number of experimental projects in which suitable volunteers were engaged as auxiliaries. If these experiments prove successful, Civil Guard activity will be stepped up during 1979.





## THE BORDER GUARD

In 1978, the Border Guard emerged as the principal force at the disposal of the police in fulfilling its internal security tasks, in overcoming crime concentrations and in maintaining the quality of life of Israeli society.

Border Guard units were stationed at air and sea ports, in cities, on the Lebanese border, in Judea and Samaria and defence installations, and were assigned to policing settlements and the rural areas around them. All this testifies to the overall and complete involvement of the guard in all aspects of police responsibility.

In rural areas, a new concept emerged, combining the traditional static watch within the settlements with mobile patrols covering the entire countryside, embracing the fields and groves which were exposed in the past to thefts of agriculture produce totaling tens of thousands of Israeli pounds. In keeping with this concept, Border Guard patrol units operate in the rural

areas. Following the encouraging results of this experiment in recent years, the Settlement Patrol has been established, in hope of providing an adequate answer to crime in the agricultural sector, which has hitherto been neglected.

The guard's training base has become a central base for all forms of training, contributing to an improvement of all police units. Preparatory courses are held for all levels of military courses, with the aim of facilitating the trainees' successful participation in IDF courses, and ensuring their success. In addition, the National Police School holds countrywide advanced training courses.

The Border Guard honourably represented the Israel Police in physical training, combat fitness and marksmanship — winning the Chief of Staff's Cup for marksmanship and attaining distinction in other sports.



## PATROLS

Patrol units are the spearhead of the Israel Police. The patrolman is the first to face any incident or event — criminal or other — calling for authoritative intervention for the preservation of law and order.

During 1978, patrol units were faced with manifestations of lawlessness and disorder with greater frequency and gravity than in previous years. The patrol units met this challenge, but the severe shortage of manpower necessitated an exhaustive exploitation of all personnel and time resources.

Patrol units dealt with approximately 365,000 separate incidents, from robbery to minor squabbles. They executed 234,566 warrants of arrest and 151,734 court summonses; arrested some 3,600 suspects caught red-handed; contributed about 300,000 man-hours to road-block checks and a further 160,000 man-hours to other security operations; kept in custody about 50,000 detainees (including guard duty, care and escorts); drew up most of the 870,032 reports on traffic offences registered during the year; and were deployed in hundreds of public order operations which called for tens of thousands of man-hours.

But the extent of patrol activity cannot be measured by statistical data alone. Countless

offences were prevented or halted, and there are no means to count the so-called "trifling" services rendered by the police officer in the street. It is similarly impossible to gauge the sense of security the citizen gains from the very presence of police. No one denies that these are factors which should not be underestimated.

During the year under review, National Headquarters' Patrol Division has done much to assist field units in tackling the problems they face. This assistance — which could not, regrettably, include additional manpower — took the form of closer relationships with the units in the field, maximum response to requests for professional advice, publication of standardized work procedures and assistance in solving operational problems, efforts to develop new procedural concepts and operational methods for patrol units in the field, improvements in equipment provided to patrol units, such as vehicles, road-blocks, handcuffs and personal equipment, improvements in protective devices to safeguard objectives exposed to criminal acts and formulation of standards to safeguard property and maintain public safety in a variety of places — both by enforcing the stipulations of the law or by means of persuasion.



## ROAD TRAFFIC

In the year under review, as in the preceding years, there was no significant progress in the development of interurban highways, although positive developments to be noted are the partial completion of the Tel Aviv — Jerusalem road and the conversion into a four-lane highway of the road from Ra'anana junction to Beit Lid. There has been no significant change in urban thoroughfares, or in preparing parking facilities for local vehicles or for vehicles entering cities for economic or cultural activities. The state of the road system and the rising number of vehicles — up by about 140% in the last decade, from 76.2% in 1968 to 123.2% in 1978 — made the standard of service rather low, seriously slowing down the flow of traffic and increasing the risk of accidents.

During the year under review, there were over 16,000 accidents involving casualties. 24,150 persons were injured in these accidents, 615 fatally (276 of them pedestrians) and 3,937 persons were seriously injured. Some 82% of the accidents took place in urban areas.

Road accidents do not "occur;" they are "caused." Most accidents — over 85% — are caused by the human factor. Disregard for road signs, traffic lights and other regulations is an everyday event and society's attitude towards such behavior is one of forgiveness. The likelihood of a delinquent driver being apprehended is relatively low, owing to shortages of manpower and of means of supervision and enforcement. Similarly, the standards of punishment and the promptness of trials do not contribute to deterrence. This situation requires all-embracing efforts to combat the carnage on the highways.

Towards the end of the year, organizational changes took place in the development of certain units. In keeping with a government decision, the Ministry of Transportation's Safety Patrol, including its staff and equipment, was transferred to the police, and is now operated by the Traffic Division in Tel Aviv District. The women's police unit in Haifa was transferred to the local traffic section.

The unit's task in the future will be to reinforce the traffic section in maintaining the road supervision methods which have proliferated in recent years: acquisition of modern equipment such as electronic cameras, additional camera sites and so on, with the aim of broadening supervision and enforcement functions. Adaptation of equipment to existing conditions, such as the use of electronic speedmeters for urban enforcement, acquisition of vehicles suitable for mobile speed patrols, combining covert enforcement with overt operations, issuing to each traffic section a patrol car equipped with the necessary appliances for law enforcement against vehicles with mechanical faults, excessive smoke, overloading, etc. Other plans include centralized law-enforcement operations in vulnerable locations, combining traffic units with patrol units in urban areas, testing the feasibility of including volunteers in law-enforcement activities, a review of urban traffic arrangements, such as road-signs; instituting advanced courses and lectures, organizing courses on defensive driving for police, and finally, research and development on more appropriate and effective methods of enforcing traffic regulations.

## RESEARCH AND DEVELOPMENT

In 1978, the Research and Development Unit engaged in a variety of projects, conducting research and experiments, providing advice and fostering international links on matters of internal security, combating crime, maintenance of public order, surveillance and tracking, traffic, criminal identification, organization and administration and criminology. The research and development projects were accomplished in conjunction with research bodies from the academic community and the defence establishment; some are not for publication in view of their high security classification.

**The War on Crime** — This year witnessed the completion of a research project on the reorganization of investigative formation. The project, begun in July 1977, dealt with methods of uncovering various types of offences and handling case files initiated by citizens' complaints. The recommendations were adopted by the Investigation Department, and constitute the foundation for reorganization of the investigative functions. At the request of the Research and Development Unit, Professor Yoram Dinstein conducted research on the international trade in stolen property. The project included analysis of methods to overcome this problem. Following his study, the Research and Development Unit initiated an international move, within the framework of Interpol, for the establishment of an international commission to formulate a suitable convention.

The year saw further work on development of alarm systems for residential and business premises, being carried out by the Technion. Equipment for testing various types of sensors to be employed in alarm systems has been designed and is being constructed. Preparations for a survey of victims (of crimes against property and the person) have been begun by the Central Bureau of Statistics. The survey, to be carried out sometime this summer, will cover some 10,000 housing units, with the aim of studying the overall extent of crime (reported and un-

reported), pinpointing vulnerable population groups and their characteristics, and improving techniques for preventing and combating crime.

**Enforcement of Public Order** — The Research and Development Unit takes an active part in the joint team on enforcing public order, which included scientists from the police force and the defence establishment. Experiments were carried out on non-lethal methods for enforcing public order. Among techniques developed was a vehicle adapted to spraying tear gas in water jets, a personal device resembling a flame-thrower which is capable of squirting a tear gas solution to a distance of 17 meters, rubber projectiles for dispersing demonstrations, the Model 5 personal gas spray, and shielding for armoured troop carriers.

**Tracking and Surveillance** — A speech "scrambler" to prevent listening in on the police radio channel has been developed and is in its final stages of construction. Additional projects of a similar nature are in progress, but are not for publication.

**Traffic** — This year, the Technion is conducting research on evasion of norms laid down by traffic regulations, with the aim of improving law enforcement by the police. In addition, research has commenced on the effectiveness of police presence on the behaviour of road users — drivers and pedestrians — with regard to observance of traffic regulations.

**Criminal Identification** — At the insistence of Interpol, the guide for describing jewelry, recently published in Hebrew and English, will be distributed among members of the international organization. The guide embodies a novel approach in the identification of stolen jewelry, based on the principle of describing any piece of jewelry by its structure (depth, volume, dimensions and geometrical form), the type of metal, the number of links and nature of joints, special marks, weight, monetary value, number of an colour of precious stones, the type and cut of gems. The guide also includes instructions for

the description of medals and coins. It makes use of graphic illustrations and enables a detailed and precise description of the stolen jewelry for identification purposes.

The year saw improvements in chemical techniques for developing latent fingerprints on paper and porous surfaces. An improved spray was developed for the use of field identification technicians in restoring latent fingerprints, and it is now commercially manufactured. Research has commenced for improving techniques of gleaning information from dried bloodstains for criminal identification. Two research projects have been initiated to develop precise techniques for ascertaining time of death by analysis of tissues. A technique has been developed for discovering the source of TNT by means of gas chromatography. Another criminal identification project concerns automatic comparison of bullets with the aid of a computer: A mathematical model of firing grooves on bullets is being programmed.

Work was commenced on applying Professor De la Richi's technique for identifying the Identikit picture of a suspect by means of a computer, enabling it to make automatic comparisons between Identikit drawings of suspects with photographs of burglars appearing in the criminal files.

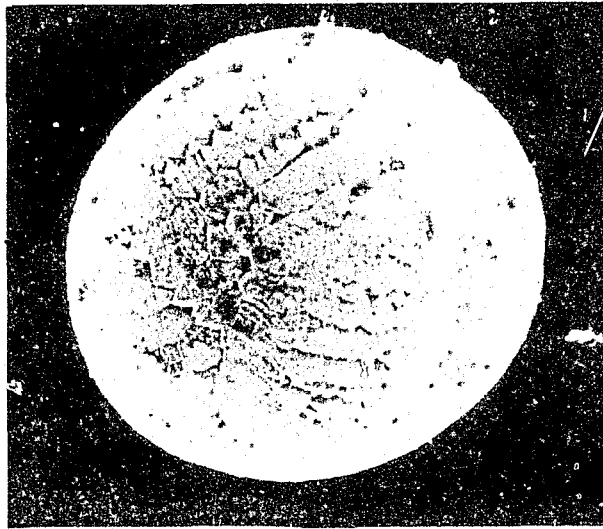

Work was completed on a method of marking Torah scrolls for the purpose of criminal identification; the need for such markings arose in view of the increase in thefts of scrolls. Recommendations for application of the technique to Torah scrolls throughout the country were submitted to the Minister of Religious Affairs.

**Organization and Administration** — Research has recently commenced on police work on the Sabbath, in view of *halacha* (Jewish religious law). The aim of the project is to discover organizational and technological solutions to *halacha* problems arising from Saturday police work. The research will step up recruitment and integration of observant Jews in various police duties.

**Criminology** — Research projects carried out by the Research and Development Unit for the Prison Service are listed in the latter's annual report. In addition, the unit is conducting a follow-up survey on ex-convicts recruited into the army, to decide on the merits of their recruitment, and a similar follow-up for inmates of the Prison Service's rehabilitation centres, to determine the rate of recidivism.

**Counseling** — Among its other tasks, the Research and Development Unit advised various police units on efficiency programs and providing technological solutions for operational problems. In addition, the unit also examined and commented on technological suggestions submitted by civilian individuals and corporations.

**International Links** — The unit maintains ties with foreign police forces and research institutions in scientific and technological matters. In this connection, the Research and Development Unit attended Interpol's forensic science convention, where it exhibited its work on three subjects in which considerable research efforts have been invested in recent years: field tests, techniques for detection and identification of explosive before and after detonation, and mass spectrometry as a means for preliminary identification of drugs.



## TRAINING

The training program for this year has undergone a number of changes in unit training methods and in organizational structure of the courses. In unit training, conducted in district training facilities, the training is done in the form of vocational studies, delivered to professionally homogenous training groups. Course capacity in the National Police School has increased following the transfer of all officers courses to the Senior Officers Academy at Ne'urim. Study material and the duration of the various courses have been continuously reviewed. Courses for sergeants, officers and senior officers were reorganized and shortened, but at the same time made more effective and thorough.

The Training Division conducted the following training programs: A set of courses comprising basic study of policing and investigations, various sergeants' courses, courses for officers and senior officers, as well as unit training programmes; current monthly training; external training (police personnel participated in military

courses, and various civilian training and study courses). In addition, qualifying studies were conducted on a national scale in various subjects.

A total of 7,031 policemen participated in various training programmes during the year. The senior officers course at the Police Officers Academy graduated 27 trainees; 166 officers are studying there now. There were 639 trainees graduated from various courses at the National Police School, and 153 are still studying there. Another 54 trainees graduated from the course on border control duties at Ben-Gurion Airport. In the occupied territories, 148 local policemen graduated the local basic training course; 236 Border Guard recruits graduated the force's training base. Under the recruits' training programmes, 3,088 police personnel took part in training at district bases, 400 underwent training in Border Guard units. In the framework of national courses, 1301 policemen studied designated subjects, such as a refresher course for traffic testers, command and administration



courses for senior officers, demolition and training techniques for training staff. A total of 824 police studied at external institutions, 424 of them in army courses and 400 at various civilian institutions. Another 595 attended other external studies this year: 115 took academic studies at universities, 77 attended post-secondary courses; 382 completed their education in preparation for matriculation examinations, and 31 studied languages. In addition, 43 study weeks were held, dealing with topics such as Zionism, social and current affairs. They were attended by 1,116 police.


Stress was placed on enhancing police officers' awareness concerning study, and encouraging them to continue their studies. An agreement was reached with the ORT school network, opening matriculation classes at the request of police all over the country. In addition, the Training Division has negotiated with universities an arrangement whereby graduates of the senior police officers courses could be enrolled as regular students, even if they lack matriculation certificates. Consideration will be given to their academic achievements in the course.

Stemming from the police force's responsibility for training personnel in protected institutions and installations, the Training Division trained 108 recruiting officers in 1978. In

addition, it assisted in the training of various elements within the army and the defence establishment in police functions, mainly investigations and criminal identification.

**The Editing and Publications Unit** — The following publications were edited and printed: The Israel Police's journal "Mareot," issued monthly in Hebrew and Arabic; the professional quarterly "Police and Society," which deals with various police topics; information sheets on internal police matters; Instructional publications included: Interrogation — an anthology of training programmes; Police Work with Youth — an anthology of training programmes; The Drugs Ordinance — a collection of judgments and interpretation; a collection of laws concerning licensing and contravention; Penal Arrests and Searches — a collection of laws and procedures; The Uniqueness in Interrogation of Minors; Police and Juvenile Delinquency; The Elements of Investigation; Dogs in the Service of the Police; Commander's Pocket Book.

**The Animal Section** — Operating within the division, it engaged in teaching personnel about the care and training of animals in the service of the police, as well as in deploying dogs and horses in current operations. This year dogs were employed for the detection of heroin, in addition to their already established task of detecting other drugs.




## ADMINISTRATION

Intensive and extensive progress in all fields of activity characterized the logistics arm, which adopted new techniques to deal with the activities of the operational units. Demands for modern and sophisticated equipment, along with other constraints, called for a sharp switch in existing plans and the establishment of new priorities, all in line with available means and resources and the constant need for cost-benefit calculations to obtain maximum efficiency from everything available. Inculcation of the need to economize with regard to major as well as minor expenditures made no small contribution towards attaining the objective. Restrictions on spending did not affect the standard of quality of the services rendered — on the contrary, there was a marked improvement. A plan was initiated for simplifying procedures and self-control of requests and their implementation, and services were rendered at an unprecedented standard and extent. At the same time, it was found expedient to delay certain plans until the appropriate funds become available.

**Budget** — The police regular budget for the 1978 fiscal year was IL1,884,840,000, with additional budgets totalling IL218,440,000 depending upon revenue to be collected from other bodies such as the Port Authority for protection of installations, protection of areas, etc. In the course of the year, an additional budget of IL516,905,000 was allocated to cover the increase in police salaries, acquisition of equipment to counter terrorist activities, vehicle depreciation and operations connected with the municipal elections. The development budget totalled IL41,300,000, and was earmarked for building detention wards for minors, completion of the Border Guard bases and commencement of construction work on additional houses of detention.

**Lost and Found Property** — Some 84,000 lost and found articles, valued at IL8.6 million, were processed. Lost property worth IL6.4 million was restored to its owners. Public auctions in 1978 brought in IL0.8 million, 39 estates were registered, 54 estates were otherwise dealt with.





## AUTOMATIC DATA PROCESSING

In the second half of 1977, the IBM 370/148 police computer was received and absorbed and during the year under review, the computer was used for performing a wide variety of tasks: providing immediate operational services in locating persons or ascertaining their criminal or driving records, tracing stolen vehicles or ones suspected of being involved in crimes; providing print-out information services about criminal or driving convictions, police manpower, statistical distribution of criminal offences, road accidents, the degree of law enforcement with time, place and cause as variables; logistic services in handling accounts and calculating salaries for local policemen in Yehuda, Shomron, Aza and Zfon Sinai and for Border Guard servicemen; processing direction and training in conducting research for universities, police and various outside institutions.

Towards 1979, a computer programme was designed to ingest reports on the arrest or release of detainees by the police or courts of law. Programmes have also been prepared for processing this data, according to units, offences and outcomes.

As part of the principal work objectives, 1978 saw greater effectiveness in reporting the outcomes of trials to the computer. An experiment conducted at Tel Aviv's law courts proved that direct reporting by the prosecutor's office to a representative of the Automatic Data Processing Division improves and hastens updating of the records. This technique is now being applied in courts throughout the country. An experimental computer system has been established to im-

prove the collection of fines imposed for traffic offences. If it proves successful, the system will be adopted permanently and on a countrywide basis. Special systems have been established for direct ingestion of information on stolen vehicles and fingerprints found at the scenes of crimes. Due to the shortage of terminals in operational units, it was not possible to employ this system on a countrywide basis, and it exists only in the Automatic Data Processing and the Criminal Identification Divisions. A system regarding arrests by police has been tried and found suitable for operation and development; the system can furnish details about detainees on an immediate basis. A combined system embracing manpower and complements has been completed. A combined communications inquiry has been developed, using identity card numbers (or other means of identification), which by means of terminals and teleprinters, enables extraction of information from the population registry, criminal records, vehicle ownership registration and lists of persons disqualified from driving. A system has been established for intake, updating and queries for the fingerprint file from the scenes of crime, and work has commenced on a criminal album system, for intake, updating and drawing of persons suspected of committing an offence according to personal characteristics such as colour of hair and eyes, height, tattoo marks, nicknames, etc. At an advanced planning stage is a system to facilitate processing of acts of sabotage according to their characteristic features.

## MANPOWER

Manpower difficulties persisted in 1978, with 2,080 men depleted from the complement, of them 1,375 resigned. Out of 10,000 applicants, only 1,656 were in fact recruited, the rest were found unsuitable either due to low education or intelligence standards, criminal records, medical grounds, negative results in the personality tests to which candidates are subjected, or changed their minds in the course of their induction. A number of surveys were conducted to pinpoint the causes of manpower loss, the factors attracting candidates, and attitudes of the recruits to the induction process. On the whole, recruitment did not keep up with attrition, partly because of a wish to maintain high personnel standards.

The year witnessed completion of a vocation classification system, to determine vocational grades in police work. Police functions were analyzed, the level of expertise required for each level of every job was determined, and ways of acquiring the necessary skills and criteria for awarding vocational grades were defined. This system will constitute the foundation for a new police pay structure, which will include "grade increments" as a sizeable component of the police officer's salary. It is also intended to motivate the fostering of vocational expertise by awarding monetary incentives to those deserving of them, but without engendering additional pressures on the rank structure.



Among current activities, noteworthy are the vigorous measures taken to create a basis for planning advancement and posting of officers, according to personal qualifications, accumulated experience, with due consideration given their own aspirations. There has also been considerable improvement in the placement tests for candidates for courses and vocational occupations. Computerized recording of manpower has been improved, and it constitutes a reliable basis for current activities and for the force's manpower planning. Computer terminals are found in eight police units, and through them, beneficial use of the computerized manpower records can be made.

**The Welfare and Pensions System** — The system helped solve personal and social problems, and channeled requests for loans, scholarships, grants and other forms of assistance. For example, 500 claims were submitted to the Defence Ministry for injury while on duty. The welfare section also dealt with 330 police personnel who retired for reasons of age or health, assisting them to prepare for retirement, and to gain their due rights. Contacts were maintained with them after their retirement, and they received advice or redirection to another employment if they so desired.

**The Disciplinary Court** — Thirty-five trials were held against 57 defendants, 4,624 police were tried summarily by their commanders, and 105 police were brought before ordinary criminal courts.

**The Police Medical Service** — The service engaged primarily in pre-recruitment medical examinations. Its medical committees also conducted some 5,000 examinations to determine the fitness of the police to continue their service in the force. It also organized blood donations, sight tests for holders of police driving licences, etc.

**The Pensioner's Unit** — This body prepares police employees for retirement, and inculcates an awareness concerning retirement, including help in finding new employment or business. The unit's prime task is to establish links with pensioners. This is done by means of personal and unit meetings, and by providing them police

publications. In the course of the year, some 1,500 interviews were held, employment was found for 600 persons and social care was provided for some 250.

**The Rabbinate Unit** — Most of the objectives laid down in the reorganization of the police rabbinate were achieved this year. In all three districts, special university courses in Jewish studies were initiated for police personnel. Scores of policemen attended these courses. The rabbinical staff held talks at police stations, in National Headquarters and Border Guard units on religious matters, on Jewish consciousness, Jewish festivals and Hebrew Law. Police personnel were taken on organized tours of the Diaspora Museum. Prior to each holiday, bulletins were issued, and towards Pessah, a special Haggada interpreted by the Rabbinical Bureau was printed. An instruction booklet was published to provide guidance on applying religious principles within the framework of standing orders for the Police Force and the Border Guard. On Hanukka, a study day was held at the Kalib Hassidic centre in Rishon Lezion, attended by rabbis, lecturers and the staff of the police rabbinate. At Pessah, police kitchens underwent ritual cleansing and seder ceremonies were organized. In addition, prayer meetings and scroll readings were held in the various units. Synagogues were inaugurated in numerous units, prayer books and other ritual articles were provided. The synagogue at Ne'urim became permanent, and a new synagogue was inaugurated at the Border Guard base in Beit Netufa. In these synagogues, prayers are held and lessons are provided for policemen. The staff of the police rabbinate conducted over one hundred marriage ceremonies for members of the force and their families all over the country, and rendered assistance before rabbinical courts solving personal problems and domestic conflicts. Scores of funerals and commemoration services were held for policemen who died in service or fell in the performance of their duties. Visits were paid to console bereaved relatives and to comfort the sick, providing spiritual guidance and sound advice to members of their families.

## LEGAL ASSISTANCE

The Legal Adviser's Bureau initiates and participates in the process of primary and secondary legislation on matters connected with the functions of the police force as a whole, and with the pay and working conditions of police personnel as individuals. In addition, the bureau handles legal proceedings relating to debts and undertakings due to the police, including the drawing up of agreements and other documents of commitments; it formulates positions and assembles material relevant to petitions filed against the police (most of which relate to releases and arrests, licensing of businesses and dismissals) or civil cases filed against the force; it participates in cabinet committees; it provides legal counsel to the various police units regarding problems arising in the performance of their duties, and also assists in the preparation of orders and procedures regulating police work. In addition, the bureau handles requests for financing legal assistance to policemen facing criminal or disciplinary charges for acts committed in the course of duty or related to it.

This year, as well, the High Court of Justice refrained from issuing final decrees on any of the petitions submitted against the police. This year witnessed an exceptional increase in the number of petitions concerning licensing of businesses. Among the petitions still pending in court, one worthy of note is the one submitted by the promoters of a policemen's union. The court has not yet expressed its opinion on policemen's right to form a trade union, and the other rights deriving therefrom; nor has any legal decision been reached on the validity of such rights when they run counter to standing orders in the police force. It has however been determined that organizing in defiance of standing orders constitutes a disciplinary offence.

Among other matters on the bureau's agenda, there is the creation of the post of commissioner for policemen's complaints, and the legal

framework within which such an institution will function.

During this year, the Knesset enacted a number of laws of particular interest to the Israel police, some of them having been submitted to the Knesset at the initiative of the force.

These include:

Firearm Law (Amendment no. 6) 1978, published in the Book of Laws/894, of 3.4.1978. According to this amendment, it is not necessary any more to obtain a licence for carrying firearms issued by the police in the cases stipulated in the law. Medical supervision was extended to include holders of gun-licences by virtue of authorization or by special licence; it was made incumbent upon physicians and psychologists to report on any patient in their care, if they have come to the conclusion that it would be dangerous to the public, and to the person himself, if he were to possess a firearm.

State Law (Pensions) (Amendment no. 20) published in the Book of Laws 919 of 29.12.1973. Under this amendment, in calculating the pension of a retired policeman account will be taken of the period of compulsory military service which preceded his service in the police — provided he has served at least ten years in the force. This stipulation means that it is no longer of any importance what length of time elapsed between conclusion of his compulsory service and the commencement of his service in the police force.

Execution Law (Amendment no. 4) (1978) published in the Book of Laws 903 of 21.7.78. Under the provision of this law, in implementing judgment connected with custody and visiting rights of minors, the official enforcing the judgment is obliged to recruit the assistance of the welfare official. Consequently, the police is freed from rendering assistance in the implementation of such judgments.

## PUBLIC COMPLAINTS

During this year, the Bureau of the Commissioner for Control and Public Complaints handled 2,858 complaints, compared with 2,772 complaints in 1977 — an increase of 2.8%. By the end of the year, 915 (31.85%) were dealt with, of these, 488 were found basically justified and 427 partly justified. 1,538 complaints (52.7%) were found to be unjustified. 139 files were closed undetermined (unproven) and 165 complaints were not cleared up for various reasons, such as the complainant's non-appearance at the hearing, or his refusal to cooperate in clarifying the complaint, or else his withdrawal of the complaint.

Of the complaints dealt with — 1,084 implied illegal, unjustified use of force by the police; 272 such complaints — approximately 25% — were found to be wholly or partly justified. A 2% increase occurred in spite of ceaseless endeavours to impress upon policemen the proclaimed policy which opposes the illegal use of force.

As a result of complaints, lessons were learned and orders and procedures were published regularizing police assistance in implementing commitment orders for psychotic patients; providing immediate medical assistance to injured detainees; speeding up reports by experts of the criminal identification laboratory which are required in connection with applications for extending detention of suspects; non-implementation of arrest orders against persons on active reserve service; processing of reports for parking offences issued against persons who no longer owned the vehicle involved in the offence; how

to deal with arrest warrants for non-payment of debts issued against persons who are bankrupt or sick. Following criticism by the courts about the fact that police records do not contain details of former convictions for contraventions, a team was appointed to investigate the possibility of recording such convictions. It was laid down that a detainee released in court was not to be taken back to the detention centre — not even for completing formalities or return of his possessions — without the permission of the court; an order was published concerning the treatment of a request by a detainee to retain in his possession an article which he requires for presentation in court; the Finance Division issued orders requiring written receipts to be issued, even when the payment effected by a citizen constitutes an advance on a service he has ordered (paid guards). The police are not to assist officials implementing verdicts connected with the custody of minors; instead, they are to be directed to a welfare official.

The clarification of complaints from the public is of dual importance; from the viewpoint of the complainant, it is a matter of exposing an injustice and correcting it, and for the police, the important thing is the lesson to be learned and to prevent future recurrence by means of appropriate directions and instructions to units of the force. It is noteworthy that aside from complaints, the Bureau of the Commissioner for Control and Public Complaints, also receives letters expressing appreciation and thanks for the effort invested in clearing up and processing complaints.


## INTERNAL COMPTROL UNIT

The unit's schedule of work was based upon follow-up inspections of those units which were inspected during the previous year and failings were found which called for corrective action, to ensure that such action had indeed been taken. In addition, there were regular inspections of police units in all sectors. An examination was made of the force's intelligence operations, in the framework of the suppression of crime. Spontaneous inspections dealing with a variety of matters were conducted in various units, particularly in recently established police stations, to ascertain that they followed the force's standing orders. In the course of the year, the unit conducted 140 inspections in connection with investigations, patrols, traffic, the Border Guard, the Civil Guard and administration of property and services. These inspections included 33 follow-up inspections, 48 planned inspections and 59 surprise inspections.

The follow-up inspections revealed that the units generally showed a positive response to inspectors' remarks. It was proved that the inspected units usually adopted the inspectors' recommendations, drew the necessary conclu-

sions and took satisfactory corrective measures. Planned inspections covered units which had not been inspected for a long time, with the aim of attaining uniform standards of police work. In most cases, the inspectors found that the officers in charge of the units had made effective use of the means of supervision and inspection at their disposal, and instructed their units to ensure that error would not recur in other units. Wherever faults were exceptional and grave, the inspectors advised the commanding officers to appoint examining officers to inquire into the causes of the faults and to find ways of eliminating them.

As regards administration of property and services, the stress this year was placed, inter alia, on finances and stores. In most cases, the results were satisfactory. Surprise inspections were conducted mainly at garages and filling stations, to ensure that the store records tallied. Here as well, the results were satisfactory on the whole. In addition to all the above activities, personnel of the Comptrol Unit took part in five property disposal committees, and 148 of its personnel participated in various police operations.



## SPOKESMAN'S OFFICE

The Spokesman's Office devoted most of its work this year to subjects of general public interest, such as application of the recommendations of the Shimron Commission, policemen's conditions of service, law-enforcement operations of a sensitive nature ("Land Day", building infringements in the north, etc.). In addition, the bureau issued information to the local and foreign press in matters connected with terrorist activities and counter measures in full cooperation with other security arms and the censor's office.

In addition to providing current information, comments, and attempts to create a favourable balance in media reports on police affairs, the bureau also took the initiative in producing radio and television programmes, a daily broadcast on Kol Israel from National Headquarters, and participation in the public campaign to reduce road accidents by a daily publication of the number of road accidents and casualties throughout the country. New fields were entered, such as children's and youth magazines. In addition, the Spokesman's bureau initiated publication of interviews and articles.

Plans for the coming year include the tightening of contacts and cooperation with the units, harnessing them to a wide public campaign, formulating a uniform policy for police spokesmen and manning vacant posts.

**Public Relations** — During the past year the section coordinated 148 speeches by police

officers before various bodies throughout the country, and also organized and coordinated visits of personages from abroad and visits by police personnel and civilians to police installations. These visits were highly praised. In addition, the section assisted in various ways the activities of voluntary associations, provided information on police subjects to pupils, students and research workers and helped local and foreign filmmakers by lending them vehicles, uniforms, etc. The section sponsored three service broadcasts for television, cinema slides and posters aimed at alerting the public to the dangers of terrorist acts.

**The Police Orchestra** — Notwithstanding its modest means, the orchestra continued to attract excellent musicians, some of them new immigrants. In addition to its regular appearances, at ceremonies at the presidential residence, substituting for the IDF orchestra when the latter was on vacation, and participation at police and national ceremonies and events, the Police Orchestra continued its tradition of fostering the force's reputation by assisting in cultural activities for residents of development towns and border settlements, for medical institutions and army outposts. These appearances gained public praise, and gave rise to growing demands for an extension of its activities which foster civic consciousness among broad sections of the population.



## INTERNATIONAL CONTACTS

### **Interpol — The Unit for Foreign Relations —**

The Israel Police is linked with foreign police forces through Interpol, an organization whose aim is to foster international cooperation in combating crime. In addition, the Israel Police maintains direct contacts with bodies responsible for combating crime in other countries by means of the Unit for Foreign Relations. Travel and transit from one country to another, now swift and easy, is exploited by criminals and fosters the emergence of international crime. To combat this trend, the world's police forces have established forms of mutual assistance in conducting joint investigations, in locating wanted criminals, missing persons and stolen property, in combating the traffic in dangerous drugs, and in the prevention and detection of crimes whose planning, implementation and impact embrace countries and continents.

During the period under review, direct contacts were maintained with most of Interpol members. A number of states with which there is no direct contact approached the Israel police by way of the Interpol's general secretariat.

The Interpol bureau in Israel received 5,551 communications this year — mostly by telegramme. 2,705 communications were sent out from the Israel bureau. Israel initiated 10 extradition requests, and 11 such requests were received from abroad. Representatives of the Israel Police attended the Interpol's general assembly, held in Panama in October 1978, and the convention of laboratory directors held in Paris in September 1978; the Israeli Police National Headquarters hosted an international

seminar on foreign currency.

The bureau assisted in the publication of articles in international police journals, aided visitors from foreign police forces who came on professional visits, and in conducted research projects in cooperation with various other police forces.

**International Police Association —** During the past year, new members joined the IPA, which now numbers about 7,500 members in this country. Branch activities consisted mainly of social events, parties for members and their families, festive celebrations for children, organized outings and other events. In the course of the year, a number of organized groups of IPA members from various countries visited Israel, as well as individual IPA members who came here on private visits. All these visitors were welcomed by members of the Israeli branch. A number of visitors stayed at the IPA home in Tel Aviv. Two groups of Israeli IPA members went on trips abroad.

During 1978, the Israel branch of the IPA celebrated its fifteenth anniversary. The celebrations were integrated in the events marking the thirtieth anniversary of the State of Israel and took place under the auspices of the minister of the interior and of the inspector-general. The rally, held between 30.10.78 and 6.11.78, welcomed 550 guests from 18 countries. The programme was replete with social events and sight-seeing tours. The rally has been highly praised and undoubtedly contributed to fostering links between the Israeli branch of the IPA and branches in other countries.



## STATISTICAL TABLES

### THE EXTENT OF POLICE ACTIVITY

The data provided in Table 1 does not fully reflect the extent of police work. It makes no mention of thousands of routine tasks, such as: preventative patrols conducted by the Border Guard, the police and the Civil Guard; street incidents — conflicts, quarrels and disturbances — to be dealt with; traffic is directed and regulated; help is provided to the public; suspects are examined, barricades manned, and vital installations guarded — and so on. Furthermore, it should be recalled that the types of activity enumerated in Table 1 usually call for numerous and complex processes, requiring the employment of considerable manpower, and the pro-

vision of variegated resources and equipment.

The increase in the extent of police work in most spheres is bound up with the growth of those factors engaging the attention of the police: the increase in the population and the number of motor vehicles, accumulation of property, rising living standards and increased leisure, and so on. To shoulder this burden, it would be natural to expect a parallel expansion of police manpower engaged in bearing it. The relation between population growth, increase in number of vehicles, crime — and the number of regular policemen — is exhibited in Table 2.

TABLE 1  
THE EXTENT OF POLICE ACTIVITY IN VARIOUS FIELDS, 1977-1978

Type of activity	1977	1978	Changes (%) 1977-1978
Calls received at communication (in big cities only)	230,605	330,594	+ 43.3
Large-scale public order operations*	125	110	- 12.0
Examination of arrivals and departures crossing state borders	3,713,857	3,954,600	+ 6.5
Applications for weapon licences	18,592	25,188	+ 35.5
Exhibits tested in laboratories	17,235	17,135	- 0.6
Felonies and misdemeanours — case files	203,888	213,357	+ 4.6
— non-prosecuted	58,729	57,900	+ 1.4
Unnatural deaths	2,287	2,239	- 2.1
Missing persons	6,645	7,048	+ 6.1
Contraventions	26,758	25,035	- 6.4
Fires	977	1,182	+ 21.0
Road accidents	15,934	16,821	+ 5.6
Traffic offences	974,246	870,032	- 10.7
Lost and found articles	79,258	83,735	+ 5.6
Court summonses	153,626	151,734	- 1.2
Execution of arrest warrants	236,069	234,566	- 0.6

\* A large-scale operation is one in which local forces are reinforced by personnel allotted by the Operations Division.

Year	Population		Number of licensed vehicles per 1000 inhabitants		Felonies and misdemeanours per 1000 inhabitants		Traffic offences per 1000 inhabitants		Regular policemen per 1000 inhabitants	
	Number	annual change (%)	Number	annual change (%)	Number	annual change (%)	Number	annual change (%)	Number	annual change (%)
1969	2,919,000	+ 2.7	52.0	+ 7.6	65.3	- 0.9	160.8	+ 5.9	3.2	-
1970	3,000,000	+ 2.8	87.4	+ 6.6	69.1	+ 5.8	150.9	- 6.1	3.1	- 3.1
1971	3,090,000	+ 3.0	95.9	+ 9.7	68.5	- 0.9	179.2	+ 18.7	3.0	- 3.2
1972	3,200,500	+ 3.6	103.2	+ 7.6	69.1	+ 0.9	178.8	- 0.2	3.0	-
1973	3,304,442	+ 3.2	119.9	+ 16.2	61.4	- 11.1	175.7	- 1.7	3.0	-
1974	3,382,643	+ 2.4	120.7	+ 0.7	66.4	+ 8.1	181.0	+ 3.0	3.2	+ 6.7
1975	3,488,100	+ 3.1	122.4	+ 1.4	69.8	+ 5.1	241.6	+ 33.5	3.5	+ 9.4
1976	3,556,800	+ 2.0	123.8	+ 1.1	70.8	+ 1.4	242.9	+ 0.5	3.8	+ 8.6
1977	3,650,000	+ 2.6	122.9	- 0.7	71.3	+ 0.7	266.9	+ 9.8	3.8	-
1978	3,733,000	+ 1.9	123.7	+ 0.6	72.9	+ 2.2	234.0	- 12.3	3.7	- 2.6



## CRIME IN ISRAEL

The rise in the totals of case files (felonies and misdemeanours) during recent years illustrates the constant growth of crime, see tables 3, 4 below.

TABLE 3  
INCREASE IN CRIME BY CASE FILES (FELONIES AND MISDEMEANOURS),  
1975-1978

Total number of case files				Annual change (%)		
1975	1976	1977	1978	75/76	76/77	77/78
180,247	189,552	203,888	213,357	+ 5.1	+ 7.6	+ 4.6

TABLE 4  
CRIMINAL FILES COMMENCED AND DETECTION IN PERCENTAGES —  
BY TYPES OF OFFENCES, 1977-1978\*

Statistical groups of offences	Total number of files		Annual change (%) 1977-1978	Detection rate (%)**		
	1977	1978		1977 <sup>a</sup>	1977 <sup>b</sup>	1978
State Security offences	650	674	+ 3.7	90.3	87.1	89.1
Public order offences	16,473	16,325	- 0.9	78.6	76.4	74.7
Offences against human life	262	255	- 2.7	53.2	55.9	51.8
Offences against the human body	10,571	11,373	+ 7.6	84.6	82.2	81.6
Sex offences	2,000	2,150	+ 7.5	69.7	67.0	70.3
Offences against morals	387	299	- 22.7	88.6	86.2	84.9
Drug offences	1,918	2,168	+ 12.9	88.2	86.0	85.3
Offences against property	159,177	167,767	+ 5.4	17.1	16.0	16.2
Fraud offences	10,795	11,052	+ 2.4	69.5	64.0	74.0
Economic offences	613	135	- 78.7	95.9	95.5	92.6
Administrative offences	139	183	+ 31.6	86.3	79.7	90.2
Licensing (misdemeanours)	530	607	+ 14.5	87.4	81.9	89.8
Other offences	373	369	- 1.1	72.0	63.0	70.4
Total	203,888	213,357	+ 4.6	30.5	29.0	29.2

\* Full details are provided in Table 43.

\*\* Data for 1977 is divided in two: a) Until April 1978, as published in the 1977 annual report;  
b) Until 3.1.78, for comparison with the same period in 1978.

The total number of investigation files does not give a correct picture of the extent of crime. Not all investigation files reflect criminal manifestations — some indicate police policies and activity. For example: drugs and prostitution. The larger the number of drug dealers apprehended through police initiative, the more investigation files are opened; the same holds true for conduct of brothels, etc. In such cases, it cannot be concluded that these crimes have increased; rather, it can be affirmed that a larger proportion of existing crimes were detected by police-instigated action. Obviously, the conclusions to be drawn are very different.

Table 5 below depicts the changes occurring during 1978 in the number of criminal files, arising from police-instigated action.

Table 6 shows the Trends in criminal offences which do not arise from police instigated action.

TABLE 5  
CHANGES IN THE NUMBER OF CASE FILES,  
ARISING FROM POLICE-INSTIGATED ACTION  
IN PRIORITY SPHERES, 1977-1978

Sphere	Case files opened		Change (%) 1977-1978
	1977	1978	
Conduct of a brothel	143	41	- 71.3
Consumption of drugs	1,564	1,778	+ 13.6
Drug dealing	344	383	+ 11.3
Manufacture, import or export of drugs	10	7	- 30.0

TABLE 6  
TRENDS IN CRIMINAL OFFENCES  
DURING 1977-1978

Groups of offences	Total no. of files 1978	Change (%) 1977-1978
<i>Offences against human life</i>		
Murder and attempted murder	203	+ 4.1
Threats of murder	23	- 48.9
<i>Offences against the human body</i>		
Causing grave bodily harm	571	+ 14.0
Kidnapping, compulsion, etc.	81	+ 35.0
Assault	10,116	+ 7.9
<i>Sexual offences</i>		
Indecent act committed by force	368	- 3.9
Rape, by force or threats	206	+ 79.1
<i>Blackmail</i>	315	+ 5.0
<i>Property offences</i>		
Robbery (all types)	374	- 0.8
Purse-snatching	419	+ 4.7
Burglary in commercial premises or institutions	25,411	- 1.8
Burglary in residential premises	26,343	+ 5.7
Using motor vehicles without permission	16,740	+ 4.6
Theft of vehicle parts, etc.	27,640	+ 9.4
Bicycle thefts	6,658	+ 10.7
Other thefts	44,014	+ 5.5
Damage to property	12,901	+ 8.9
Arson	536	+ 1.7
<i>Fraud offences</i>		
Fraud and extortion	3,797	+ 1.1
Issuing a bad cheque	5,591	- 3.5




TABLE 7  
DANGEROUS DRUGS SEIZED AND CASE FILES OPENED IN DRUG OFFENCES, 1978\*

Files & drug seizures			Amounts of drugs seized								Utensils seized		
Total number of case files opened	Seizures identified as drugs**	Seizures identified as drugs (% of total)	Hashish (gms.)	Cannabis plants (marijuana) (gms.)	Opium (gms.)	Heroin (gms.)	Cocaine (gms.)	Amphetamine (tablets)	Methadone (tablets)	Barbiturates (tablets)	LSD (units)	Smoking utensils	Syringes for injection
2,163	1,549	71.6	80,365	681.0	1,454.0	171.8	5.85	2,469	3,097	5,595	76.5	501	63

\* These figures are based upon the records of the Criminal Identification Division, following on laboratory tests of materials seized. Hence the discrepancy between these figures and those submitted by police units with regard to seizures of materials not yet tested in the laboratories, with regard to which there may have been errors in identification. Seizures identified as drugs are defined as seizures of substances shown by laboratory tests to be dangerous drugs, as specified by law.

\*\* During the past year, the number of occasions on which police dogs were employed on drug searches has grown, reaching a total of 1,724 searches. As a result, some 10.5 kg of hashish were seized, as well as 51 gms. of opium, 23.4 gms. of heroin, 81 gms. poppies and 8 cannabis plants.

TABLE 8  
CONSUMERS, DEALERS AND MANUFACTURERS OF DRUGS, AND THE OUTCOME OF CHARGES, 1978\*

Total No. of persons charged with drug offences (incl. sentenced)	Possession and use of drugs		Traffic or manufacture of drugs		Total of those sentenced	Outcome of processing of offenders files* Reasons for non-prosecution					Total number of files closed	Awaiting trial
	No. of persons charged	No. of those sentenced	No. of persons charged	No. of those sentenced		No criminal guilt	Lack of evidence	Death of accused	Lack of public interest	Other reasons		
2,498	2,071	241	427	65	306	38	272	—	12	5	633	1,865

\* The table's data refers to persons, rather than to case files. The figures include all drug offenders — whether accused of consumption, dealing or importing.

TABLE 9  
PERSONS CHARGED\* WITH DRUG OFFENCES, BY AGE AND SEX, 1978

Offence	Men					Women				
	till 14	14-16	16-18	18-25	25 +	till 14	14-16	16-18	18-25	25 +
Using drugs	7	44	202	1,016	608	3	8	30	105	58
Traffic, manufacture or import of drugs	—	13	27	198	157	1	—	4	14	12

\* Total number of persons charged, including those sentenced.

## COMMON PROPERTY OFFENCES

### a. Burglaries at business premises and public institutions

1975 increase over 1974 + 2.0%  
1976 increase over 1975 + 10.7%  
1977 increase over 1976 + 16.9%  
1978 increase over 1977 — 1.8%

During 1978 there was a decrease in burglaries at premises providing financial services (banks, lottery agencies, etc.). Most burglaries occurred on premises not requiring any particular "expertise" on the part of the offender. 13,465 cases, constituting 53.0% of all files, related to premises such as kindergartens, elementary and secondary schools, offices, kiosks, vegetable stalls, shelters, etc.

For a correct assessment, the following facts should be added, to complete the picture:

In 31.4% of all cases, there is no report on the value of the stolen property.

In 10.6% of all cases, nothing was stolen.

Property stolen, classified according to its value:

34.5% — up to IL 5,000  
8.1% — IL 5,000—10,000  
6.5% — IL 10,000—20,000  
8.9% — IL 20,000 or more.

### b. Burglaries at residential premises

1975 percentage increase over 1974 + 31.2%  
1976 percentage increase over 1975 + 13.5%  
1977 percentage increase over 1976 — 5.2%  
1978 percentage increase over 1977 + 5.7%

We witness again in 1978 an increase in the number of burglaries as compared to the previous year.

For a correct assessment of this trend, we should complete the picture with the following facts:

There is no report on the value of the stolen property in 31.5% of all cases.

In 12.1% of all cases, nothing was stolen.

Property stolen, classified according to its value:

30.3% — up to IL 5,000  
10.1% — IL 5,000—10,000  
7.9% — IL 10,000—20,000  
8.0% — IL 20,000 or more.

TABLE 10  
BURGLARIES — BY THE VALUE OF THE PROPERTY STOLEN, 1978

	Nothing stolen	No reports on value of property	Up to IL 5,000	IL 5,000— 10,000	IL 10,000— 20,000	IL 20,000 and more	Total
Number of cases	5,866	16,285	16,762	4,725	3,749	4,367	51,754
Percentage	11.3	31.5	32.4	9.1	7.2	8.4	100.0

## STOLEN VEHICLES

The use of vehicles without owners' consent is usually accompanied by the theft of articles from inside the vehicle, or of vehicle parts.

During 1978, there was an increase of 4.5% over 1977 in the use of vehicles without owners' consent. There was also an increase of 9.4% in thefts from inside vehicles.

TABLE 11  
VEHICLE THEFT, THEFTS FROM INSIDE  
VEHICLES, THEFT OF VEHICLE PARTS\*  
1972—1978

Year	Total number of files opened	
	Use of vehicles without owners consent	Theft from inside vehicles or theft of vehicle parts
1972	13,457	14,661
1973	11,846	11,566
1974	15,310	16,774
1975	12,277	20,566
1976	13,817	22,491
1977	16,011	25,269
1978	16,740	27,640

\* Motor vehicles only.




TABLE 12  
VEHICLES MOST PRONE TO THEFT (BY TYPE)\*,  
1977—1978

Type	1977	1978
Ford	1,855	2,644
Autocars Israel	2,341	2,355
Subaru	1,215	1,080
Fiat	444	739
Peugeot	688	701
Contessa	677	672
Audi — NSU	622	515

\* The above-mentioned types constitute about 50% of the total number of vehicles stolen.

TABLE 13 VEHICLE THEFT AND THEFTS FROM INSIDE VEHICLES\* — BY CLASS OF VEHICLE, 1977-1978

Passenger vehicles			Commercial vehicles			Motorcycles & scooters			Total No. of vehicles stolen (inc. additional classes)			Thefts from inside vehicles and theft of vehicle parts**		
Year		Change	Year		Change	Year		Change	Year		Change	Year		Change
1977	1978	%	1977	1978	%	1977	1978	%	1977	1978	%	1977	1978	%
10,602	11,715	+ 10.5	3,080	3,022	- 1.9	1,591	1,663	+ 4.5	16,033	16,740	+ 4.4	25,411	27,640	+ 8.8

\* Motor vehicles only.

\*\* The vehicle parts most prone to theft (over 60% of the total) are wheels and headlights. The articles most often stolen from inside vehicles are money and documents (28.3% of the total) and various types of tape-recorders (23.4% of the total).

TABLE 14 ARTICLES STOLEN FROM INSIDE VEHICLES,\* 1978

Radio sets		Tape recorders		Garments		Tools		Cameras		Money & documents		Vehicle parts		Others		Total	
No.	% of total	No.	% of total	No.	% of total	No.	% of total	No.	% of total	No.	% of total	No.	% of total	No.	% of total	No.	% of total
5,032	18.2	1,428	5.2	1,086	3.9	756	2.7	384	1.4	7,812	28.3	6,240	22.6	4,901	17.7	27,640	100.0

\* Motor vehicles only.

TABLE 15 VEHICLE PARTS STOLEN IN 1978\*

Lights		Wheels		Number-plates		Batteries		Windscreen wipers		Mirrors		Aerials		Other parts		Total number of vehicle parts	
No.	% of total	No.	% of total	No.	% of total	No.	% of total	No.	% of total	No.	% of total	No.	% of total	No.	% of total	No.	% of total
1,248	20.0	2,469	39.5	115	1.8	527	8.4	191	3.0	134	2.1	63	1.0	1,493	24.0	6,240	100.0

\* Motor vehicles only.



## WILFUL DAMAGE AND ARSON

Table 16 specifies the principal objectives for wilful damage to property during 1978: residential premises, motor vehicles (the principal damage being smashed windows, scratches, damage to aerials and tyres, etc.), public gardens, forests, fields and fruit groves, various educational establishments (the principal damage being smashed windows, broken doors etc.).

Table 17 specifies the principal targets for arson during 1978. There was an increase in arson cases in forests, fields, fruit groves, and dance-halls and entertainment premises, motor vehicles and residential premises. There was a decrease in arson cases in shops, markets and commercial centres, factories, workshops, garages, warehouses and similar structures.

TABLE 16  
CASE FILES FOR WILLFUL DAMAGE – CLASSIFIED BY OBJECTIVES, 1977–1978

Objective	Case files opened		Change (%) 1977–1978
	1977	1978	
Factory, workshop, garage	297	271	– 8.7
Kiosk, stall	168	168	–
Educational establishment	862	1,069	+ 24.0
Public institution	302	379	+ 25.5
Dance-halls and entertainment premises	248	259	+ 4.4
Commercial premises and markets	881	1,093	+ 24.1
Medical premises	133	151	+ 13.5
Vehicles	1,216	1,570	+ 29.7
Public gardens, forests and fields (including buildings)	1,572	1,392	– 11.4
Residential premises	1,562	1,752	+ 12.2
Warehouses and similar structures	568	563	– 0.9

TABLE 17  
CASE FILES OF ARSON – CLASSIFIED ACCORDING TO OBJECTIVES, 1977–1978

Objective	Case files opened		Change (%) 1977–1978
	1977	1978	
Residential premises	78	92	+ 17.9
Factories, workshops, garages	44	38	– 13.6
Commercial premises and markets	47	42	– 10.6
Warehouses and similar structures	47	43	– 8.5
Forests, fields, fruit groves	40	53	+ 32.5
Dance-halls and entertainment premises	25	29	+ 16.0
Vehicles	55	69	+ 25.4

# OFFENDERS AND LAW ENFORCEMENT

TABLE 18  
OFFENDERS AND CASE FILES, 1976-1978

CASE FILES				OFFENDERS*				
Year	Opened	Detections	Detection Rate %	Minors		Adults		Total No. of offenders
				Male**	Female	Male**	Female	
1976	189,552	62,345	32.9	5,949	955	38,636	4,683	50,223
1977	203,888	62,251	30.5	10,102	858	36,133	5,235	52,328
1978	213,357	62,257	29.2	9,728	783	34,038	5,038	49,587

\* This table counts any one person only once a year, by the gravest offence he committed in the course of the year.

\*\* Note should be taken of the changes in age-groups (for males) arising from the new Youth Law.

TABLE 19  
PROPORTION OF MINORS\* AMONG THE OVERALL  
NUMBER OF PERSONS CHARGED, 1976-1978

Year	Total number of offenders charged		Percentage of minors	
	Of all case files charged	of burglary files	of all case files charged	of burglary files
1976	50,223	3,831	14.6	26.6
1977	52,328	3,999	20.9	52.1
1978	49,587	4,012	21.2	55.1

\* As defined by the new Youth Law.



TABLE 20 FILES IN WHICH THE OFFENDERS WERE DETECTED, 1976-1978\*

Year	Total number of files		Accused persons convicted*		Accused persons acquitted		Files closed		Files transferred to the Attorney General		Files being handled by police prosecutors		Files whose processing has not been completed	
	No.	% of total	No.	% of total	No.	% of total	No.	% of total	No.	% of total	No.	% of total	No.	% of total
1976	62,345	100.0	7,400	11.9	135	0.2	8,605	13.8	2,946	4.7	14,752	23.7	23,507	45.7
1977	62,251	100.0	10,865	17.5	208	0.3	12,046	19.4	2,506	4.0	12,765	20.5	23,861	38.3
1978	62,257	100.0	7,139	11.5	116	0.2	9,222	14.8	2,468	4.0	12,735	20.5	30,577	49.1

\* Data for 1977 includes additional case files that were detected during the period January-April, 1978.

TABLE 21 CONTRAVENTIONS, 1977-1978

Year	Total	Unli- censed peddling	Busi- ness licens- ing	Ob- struct- ing the public way	Noise	Burning weeds	Offences relating to the postal and tele- graphic services	Offences against the Com- pulsory Educa- tion Laws	Offences relating to animals	Offences relating to arms	Smoking in places of enter- tainment	Offences relating to identity cards	Other contra- ven- tions
1977	26,758	2,899	7,155	585	246	14	201	51	983	329	11,541	35	2,692
1978	25,035	2,413	6,455	1,137	318	18	239	51	1,063	699	10,383	124	2,133

TABLE 22 CLEARING-UP OF CONTRAVENTIONS, 1977-1978

Year	Clearing-up stages		Convictions	Acquittals	Awaiting trial (including investigation)	Called of by the police or court	Referred to local authorities	Offenders not found
	Total no. of files registered							
1977	26,758		9,417	34	6,297	1,012	9,846	152
1978	25,035		10,242	74	9,058	1,433	3,899	323

## EXECUTION OFFICE

TABLE 23  
EXECUTION OF ARREST WARRANTS, 1976-1978\*

Arrest warrants	Received from law courts			Executed			Not executed		
	1976	1977	1978	1976	1977	1978	1976	1977	1978
Total	260,382	264,292	266,051	201,965	236,069	234,566	68,565	79,039	76,948
Criminal arrest warrants**	117,149	115,243	110,685	84,276	107,909	99,939	36,069	36,874	36,144
Arrest warrants for non-payment of debts***	116,202	121,655	126,505	93,525	102,379	106,375	30,575	39,827	38,586
Summonses of all types	27,031	27,394	28,861	24,164	25,781	28,252	1,921	22,338	2,218

\* During 1978 the number of warrants showed a decrease of 1,503 over 1977 — a decrease of 0.6% — 234,566 in 1978, as against 236,063 in 1977.

\*\* There was a decrease in implementation of criminal arrest warrants: 99,939 in 1978 as against 107,909 in 1977.

\*\*\* There was also an increase in implementation of arrest warrants for non-payment of debts: 28,252 in 1978, as against 25,781 the previous year (a rise of 9.5%).

TABLE 24  
EXECUTION OF COURT SUMMONSES, 1977-1978

Received		Change (%) 1977-1978	Executed		Change (%) 1977-1978
1977	1978		1977	1978	
168,867	172,451	+ 2.1	153,626	151,734	- 1.2

## LOST AND FOUND PROPERTY

TABLE 25  
LOST AND FOUND PROPERTY, 1977-1978

Lost property		Change (%) 1977-1978	Found property		Change (%) 1977-1978
1977	1978		1977	1978	
44,584	46,968	+ 5.3	34,674	36,767	+ 6.0

## TRAFFIC AND ROAD ACCIDENTS

1978 showed an increase in road accidents over previous years. With a total of 16,821, the number of casualties is also the highest ever recorded: 24,150.

54.3% of vehicles involved in accidents are

private passenger vehicles. 55.2% of accidents occurred on urban roads.

Passengers constitute the highest proportion of road casualties — 39.2%. 25.7% of casualties are pedestrians.

TABLE 26  
ROAD ACCIDENTS — CASUALTIES AND POPULATION, 1969–1978

Year	Total No. of accidents	Fatal accidents	Severe accidents	Minor accidents	No. of casualties	Population	Accidents per 100,000 inhabitants	
							Accidents	Casualties
1969	12,284	404	2,416	9,464	17,490	2,919,000	421	599
1970	13,422	482	2,437	10,523	19,592	3,000,000	448	653
1971	14,781	586	2,878	11,317	21,108	3,090,000	478	683
1972	15,333	578	2,866	11,883	22,086	3,200,500	479	690
1973	14,777	589	2,596	11,598	21,911	3,304,422	447	663
1974	14,850	623	2,476	11,751	21,710	3,382,643	439	642
1975	14,485	571	2,474	11,440	21,078	3,488,100	415	604
1976	14,505	528	2,538	11,439	21,029	3,556,800	408	591
1977	15,934	553	2,672	12,709	22,907	3,650,000	436	627
1978	16,821	542	3,047	13,232	24,150	3,733,000	452	649

TABLE 27  
ROAD ACCIDENTS — POPULATION AND NO. OF LICENSED VEHICLES, 1977–1978

	1977	1978	Change (%) 1977–1978
Road accidents	15,934	16,821	+ 5.6
Population	3,650,000	3,733,000	+ 1.9
Licensed motor vehicles	448,582	459,900	+ 2.5
No. of accidents per 1,000 licensed motor vehicles	35	36	+ 2.8

TABLE 28 VEHICLES INVOLVED IN ACCIDENTS — ON URBAN AND NON-URBAN ROADS, 1978

Type of vehicle	Total No. of licensed vehicles	Vehicles involved in accidents		
		Total	Urban Roads	Non-urban Roads
Passenger vehicles	319,000	13,560	10,660	2,900
Lorries	101,400	6,221	4,268	1,953
Taxis	5,000	1,157	909	248
Buses	6,300	1,975	1,742	233
Scooters	—	875	786	89
Motorcycles	24,900	137	119	18
Bicycles with auxiliary motors	—	243	229	14
Tricycles, motorcycles with side cars	—	179	162	17
Scooters and other motorcycles	3,300	630	437	193
Total number of motor vehicles	459,900	24,977	19,312	5,665
Bicycles and tricycles	—	1,212	1,121	91
Animal drawn carts	—	87	56	31

TABLE 29 CLASSIFICATION OF ACCIDENT CAUSES  
(AS DETERMINED BY ACCIDENTS ASSESSORS), 1978

Causes	Number of causes*	Percentage of total
Speed	4,478	25.1
Overtaking, turning, or pulling out of traffic lanes	2,234	12.5
Signalling and lighting	65	0.4
Mechanical faults	179	1.0
Cargo	30	0.2
Pedestrian behaviour	2,836	15.9
Failure to grant pedestrians right of way	1,498	8.7
Disregard of traffic signs or traffic lights	2,552	14.3
Drunkenness	38	0.2
Unlawful use of way	493	2.8
Offences by cyclists	632	3.5
Ordinary parking	64	0.4
Minor driving offences	689	3.9
Other reasons	2,067	11.6
Total	17,855	100.0

\* There is a discrepancy between the number of causes and the number of accidents actually occurring.



TABLE 30  
VARIOUS TYPES OF ROAD ACCIDENTS, 1977-1978

Type of accident	Total		Percentages	
	1977	1978	1977	1978
Collision with moving vehicles	7,734	8,044	48.5	47.8
Collision with parked vehicles	140	148	0.1	0.9
Collision with vehicles stationary for purposes other than parking	101	52	0.6	0.3
Collision with immobile objects	388	447	2.4	2.6
Pedestrians run over or injured	5,546	5,831	34.8	34.6
Injury to passengers inside vehicles	631	725	4.0	4.3
Overturning	724	855	4.5	5.1
Skidding	78	98	0.5	0.6
Others	592	621	3.7	3.7
Total	15,934	16,821	100.0	100.0

47

TABLE 31  
ROAD ACCIDENT CASUALTIES, CLASSIFIED ACCORDING TO CHILDREN AND ADULTS, 1976-1978

Year	Total No. of Casualties	KILLED					SEVERELY INJURED					SLIGHTLY INJURED				
		Total	Pedestrians & others		Passengers & drivers		Total	Pedestrians & others		Passengers & drivers		Total	Pedestrians & others		Passengers & drivers	
			Adults	Children	Adults	Children		Adults	Children	Adults	Children		Adults	Children	Adults	Children
1976	21,029	608	234	64	287	23	3,419	792	443	2,009	175	17,002	2,666	1,344	11,973	1,019
1977	22,907	640	246	70	301	23	3,454	856	419	2,008	171	18,813	3,008	1,458	13,231	1,116
1978	24,150	615	213	67	313	22	3,937	950	510	2,280	197	19,598	3,022	1,563	13,916	1,097

# ENFORCEMENT OF TRAFFIC REGULATIONS

# ADMINISTRATED TERRITORIES

TABLE 34  
OFFENCES AGAINST ROAD TRAFFIC  
REGULATIONS, CLASSIFIED ACCORDING  
TO CHARGES REGISTERED, 1978

Type of offence	Total	Percentage of total
Excessive speed	34,145	3.9
Overtaking, turning or pulling out of traffic lanes	23,055	2.6
Signalling and lighting offences	17,688	2.0
Mechanical faults	17,475	2.0
Cargo offences	7,411	0.9
Pedestrians' behaviour	12,775	1.5
Failure to grant pedestrians the right of way	732	0.1
Non-observance of traffic signs and lights	43,535	5.0
Drunkenness	5	—
Unlawful use of way	16,939	1.9
Cyclists' offences	846	0.1
Minor offences while driving	30,083	3.5
Technical offences	55,122	6.3
Other offences	46,321	5.3
Total offences while driving	306,122	35.1
Illegal parking	249,150	28.6
Parking under severe conditions	284,704	32.7
Parking in restricted area	30,056	3.5
Total parking offences	563,910	64.8
Total No. of offences	870,032	100.0

(Investigations, Drug Offences, Road Accidents)

In the course of the year under review, police units in the administrated territories investigated 31,061 cases, as against 30,034 investigated in 1977 — an increase of 3.4%. This increase stems principally from the increase in the number of contraventions files, 12, 192, opened in 1978 — as against 10,156 in 1977, an increase of 20.0%.

There was a decrease compared with the previous year in public order offences and offences against human life. There was a 1.5% increase in property offences, a 53.5% increase in morals offences, and a 1.1% decrease in licensing offences — in comparison with 1977.

There was a 15.4% increase over the previous year in offences against human life.




TABLE 35 — CLASSES OF EVENTS INVESTIGATED — BY SUBDISTRICTS, 1978

Class of offences	Total	Shomron Sub-district	Yehuda Sub-district	Aza and Zfon Sinai Sub-district	Golan Heights
Felonies & misdemeanours — Case files	17,616	5,507	3,637	8,279	193
— Non-prosecuted	375	308	38	29	—
Unnatural deaths	292	62	111	119	—
Missing persons	471	30	55	386	—
Contraventions	12,192	590	1,306	10,296	—
Fires	115	10	36	69	—
Total	31,061	6,507	5,183	19,178	193



TABLE 36  
CASE FILES AND DETECTIONS – BY SUB-DISTRICTS, 1977–1978

	Total		Shomron Sub-district		Yehuda Sub-district		Aza & Zfon Sinai Sub-district		Golan Heights	
	1977	1978	1977	1978	1977	1978	1977	1978	1977	1978
Case files	18,430	17,616	5,901	5,507	3,491	3,637	8,821	8,279	217	193
Files in which offenders were detected	16,867	15,862	5,424	5,040	3,006	3,158	8,327	7,558	110	106
Detection rate	91.5	90.0	91.9	91.5	86.1	86.8	94.4	91.3	50.7	54.9

TABLE 37  
CASE FILES – CLASSIFIED BY GROUPS OF OFFENCES AND BY SUB-DISTRICTS, 1977–1978\*

Groups of offences	Case files		Change (%) 1977–1978	Shomron Sub-district		Yehuda Sub-district		Aza & Zfon Sinai Sub-district		Golan Heights	
	1977	1978		1977	1978	1977	1978	1977	1978	1977	1978
Public order	3,191	3,125	– 2.1	1,441	1,186	650	742	1,077	1,182	23	15
Human life	221	255	+ 15.4	51	70	55	62	115	123	–	–
Human body	4,187	4,302	+ 2.7	2,078	2,045	844	853	1,247	1,376	18	28
Sex	136	131	– 3.7	68	45	41	47	26	38	1	1
Morals	144	221	+ 53.5	43	33	16	14	64	172	1	2
Property	4,131	4,191	+ 1.5	1,414	1,395	1,059	944	1,533	1,745	125	107
Fraud	342	379	+ 10.8	152	118	56	77	125	179	9	5
Economic & fiscal	108	39	– 63.9	9	4	20	31	79	3	–	1
Administrative	179	161	– 10.0	2	2	10	17	167	141	–	1
Licensing	545	539	– 1.1	102	90	71	107	365	338	7	4
Other offences	1,000	667	– 33.3	83	73	50	64	858	518	9	12
Total	14,284	14,010	– 1.9	5,312	5,061	2,872	2,958	5,676	5,815	193	176

\* Does not include state security offences.

TABLE 38  
SEIZURES OF DANGEROUS DRUGS, AND FILES OPENED FOR DRUG OFFENCES  
IN YEHUDA, SHOMRON, AZA & ZFON SINAI, 1978

Case files & drug seizures			Quantities of drugs seized									Utensils seized	
Total No. of files opened	Seizures* identified as drugs	Seizures identified as drugs as % of total seizures	Hashish (gms.)	Cannabis plants (Mari- juana)	Opium (gms.)	Heroin (gms.)	Cocaine (gms.)	Ampheta- mines (tablets)	Metha- done (tablets)	Barbitu- rates (tablets)	LSD (units)	Smoking utensils	Syringes
222	178	80.2	136,488	4,819.7	11.45	—	—	—	—	—	—	20	—

\* See footnote, table 7.

TABLE 39  
DRUG CONSUMERS, DEALERS AND MANUFACTURERS OF DRUGS CHARGED, AND THE OUTCOME OF THE  
CHARGES IN YEHUDA, SHOMRON, AZA & ZFON SINAI, 1978\*

Total No. of persons charged with drug offences (incl. those sentenced)	Possession and use of drugs		Traffic or manufacture of drugs		Total of those sen- tenced	Outcome of processing of offenders files — Reason for non-prosecution of persons charged					Total number of files closed	Await- ing trial
	No. of persons charged	No. of those sen- tenced	No. of persons charged	No. of those sen- tenced		No crim- inal guilt	Lack of evi- dence	Death of accused	Lack of public in- terest	Other reasons		
213	175	39	38	4	43	3	10	—	—	—	56	157

\* The figures refer to persons, rather than to case files, and include all drug offenders, whether accused of consumption, traffic, import, etc.

TABLE 40  
PERSONS CHARGED WITH DRUG OFFENCES IN YEHUDA, SHOMRON, AZA & ZFON SINAI,  
CLASSIFIED BY AGE AND SEX, 1978\*

Offence	Men					Women				
	till 14	14-16	16-18	18-25	25 +	till 14	14-16	16-18	18-25	25 +
Drug use	—	2	2	62	102	—	—	—	1	6
Dealing, manufacture or import of drugs	—	—	—	9	29	—	—	—	—	—

\* Total number of persons charged (including those sentenced).

TABLE 41  
ROAD ACCIDENTS, CLASSIFIED BY THEIR SEVERITY — BY SUB-DISTRICT, 1978\*

Severity of Accident	Shomron Sub-district	Yehuda Sub-district	Aza & Zfon Sinai Sub-district	Golan Heights	Total
Fatal	45	47	84	2	178
Severe	158	136	308	18	620
Minor	228	200	245	14	687
Total	431	383	637	34	1,485

\* Note an increase of 2.9% over last year in the number of road accidents.

TABLE 42  
ROAD CASUALTIES — CLASSIFIED ACCORDING TO SEVERITY OF INJURIES  
BY SUB-DISTRICT, 1978\*

Severity of Accident	Shomron Sub-district	Yehuda Sub-district	Aza & Zfon Sinai Sub-district	Golan Heights	Total
Fatal	51	54	93	3	201
Severe	214	188	439	32	873
Minor	349	378	400	44	1,171
Total	614	620	932	79	2,245

\* Note a 4.7% increase over the previous year in the number of persons injured in road accidents.

Table 43  
STATISTICS OF CASE FILES ACCORDING TO GROUPS OF OFFENCES  
AND OFFENDERS (1978) AND DETECTION RATES (1976-1978)

Type of offence		Investigation files			Files where the offenders were detected			Detection rate (%)			Offenders*				Total
		1976	1977	1978	1976	1977	1978	1976	1977	1978	Minors**		Adults		
											Male	Female	Male	Female	
Offences against state security	Treason and espionage	14	7	4	14	7	4	100.0	100.0	100.0	—	—	7	1	8
	Revolt & inciting to revolt	11	9	8	10	9	6	90.9	100.0	75.0	—	—	3	—	3
	Emergency laws	283	229	222	278	220	219	98.2	96.1	98.6	45	—	269	9	323
	Infiltration	32	28	21	30	27	19	93.8	96.4	90.5	6	—	14	3	23
	State secrets	1	2	8	—	1	5	—	50.0	66.7	1	—	—	—	1
	Other offences ag. state security	461	375	411	420	323	347	91.1	86.1	84.4	87	2	314	5	408
Offences against public order	Assembling or association	97	25	34	88	24	29	90.7	96.0	85.3	24	1	79	4	108
	Brawl and disturbance in public institution	62	31	6	48	24	5	77.4	77.4	83.3	—	—	3	1	4
	Brawl and disturbance in street	2,327	1,917	2,027	2,226	1,826	1,917	95.7	95.3	94.6	383	63	1,959	467	2,872
	Trespass	3,483	2,690	2,750	2,482	1,661	1,670	71.3	61.7	60.7	289	32	1,052	250	1,623
	Obstructing a public servant	49	52	21	44	49	15	89.8	94.2	71.4	3	—	13	1	17
	Threats	3,636	3,935	3,212	2,932	3,323	2,538	80.6	84.6	79.0	134	11	1,703	209	2,057
	Offences ag. the jurisdiction	1,811	2,079	2,604	1,674	1,916	2,341	92.4	92.2	89.9	113	46	1,089	266	1,514
	Games & gambling	261	229	247	255	223	238	97.7	97.4	96.4	38	—	674	21	733
	Offences ag. religion	16	31	30	9	24	21	56.3	77.4	70.0	15	—	12	3	30
	Bribe	223	191	246	189	171	221	88.8	89.5	89.3	1	—	69	8	78
	Offences ag. the family	37	42	105	35	42	92	94.6	100.0	87.6	—	—	42	45	87
	Nuisance, noise, blockage of way	1,450	1,538	2,022	236	207	475	16.3	13.5	23.5	37	6	192	85	320
	Offences ag. the security service	373	552	210	357	521	181	95.7	94.4	86.2	8	6	100	10	124
	Offences ag. security (equipment)	481	510	410	461	482	331	95.8	94.5	80.7	1	—	205	5	211
	Other offences ag. the public	1,118	1,192	819	1,003	1,042	663	89.7	87.4	80.7	80	6	506	39	631
	Assaulting & obstructing police personnel	1,539	1,459	1,582	1,482	1,410	1,465	96.3	96.6	92.6	123	31	957	187	1,298
Offences against human life	Murder	55	55	59	38	49	40	69.1	89.1	67.8	8	—	48	1	57
	Murder attempt	98	140	144	63	82	65	64.3	58.6	45.1	21	1	81	1	104
	Manslaughter	19	12	10	17	9	8	89.5	75.0	80.0	1	—	7	1	9
	Causing death by negligence	40	9	4	36	7	1	90.0	77.8	25.0	2	—	69	2	73
	Threats to kill	26	45	23	9	8	7	34.6	17.8	30.4	—	—	3	2	5
	Other offences ag. human life	4	1	15	—	—	11	—	—	73.3	4	—	3	3	10

\* This table counts any one person no more than once — by the gravest offence he committed in the course of the year.

\*\* Note should be taken of the changes in age-groups (for males) arising from the new Youth Law.

Table 43 -- continued

Type of offence		Investigation files			Files where the offenders were detected			Detection rate (%)			Offenders*				Total
		1976	1977	1978	1976	1977	1978	1976	1977	1978	Minors*		Adults		
											Male	Female	Male	Female	
Offences against the human body	Causing grave bodily harm	468	501	571	385	407	434	82.3	81.2	76.0	136	3	388	34	561
	Assaulting a public servant	417	399	319	380	375	295	91.1	94.0	92.5	13	1	219	46	279
	Assault (excl. assault of public servant)	10,023	8,977	9,798	8,674	7,674	8,092	86.5	85.5	82.6	932	123	5,715	1,062	7,832
	Criminal negligence & rash conduct	598	632	603	400	443	401	66.9	70.1	66.5	38	3	324	21	386
	Kidnapping, compulsion & illegal detention	87	60	81	70	43	61	80.5	71.7	75.3	1	—	54	5	60
	Other offences ag. the human body	3	2	1	3	1	1	100.0	50.0	100.0	—	—	1	—	1
Sex offences	Rape by force or threats	150	115	208	134	91	163	89.3	79.1	78.2	46	—	159	—	205
	Rape & illicit intercourse	217	238	165	181	200	146	83.4	84.0	88.5	28	—	90	1	119
	Unnatural sexual conduct	64	41	90	55	38	80	85.9	92.7	88.9	26	—	67	—	93
	Indecent act committed by force	290	383	368	175	277	242	60.3	72.3	65.8	66	—	150	1	217
	Indecent act committed without force	847	862	887	517	571	601	61.0	66.2	67.7	100	1	356	2	458
	Indecent act committed publicly	329	361	417	196	217	272	59.6	60.1	65.2	21	—	143	3	167
	Transmitting venereal diseases	—	—	4	2	—	4	100.0	—	100.0	—	1	1	2	4
	Other sex offences	—	—	11	—	—	4	—	—	36.4	1	—	1	—	2
Offences against morals	Pimping	55	36	46	54	36	39	98.2	100.0	84.8	1	—	28	9	38
	Solicitation for practising prostitution	34	19	11	33	17	11	97.1	89.5	100.0	—	1	7	3	11
	Solicitation for an act of prostitution	91	98	146	86	91	118	94.5	92.9	80.8	3	1	41	25	70
	Running or maintaining a brothel	124	143	41	129	131	41	86.8	91.6	100.0	—	—	17	28	45
	Seduction & solicitation of minors	84	72	34	55	52	26	65.5	72.2	76.5	3	—	18	2	23
	Dissemination of indecent material	14	15	13	11	12	12	78.6	80.0	92.3	—	—	14	—	14
	Loitering for the purpose of prostitution	20	3	6	19	3	5	95.0	100.0	83.3	—	—	2	—	2
	Using dangerous drugs	998	1,564	1,778	898	1,356	1,495	90.0	86.7	84.1	253	41	1,622	153	2,069
	Dealing with dangerous drugs	160	344	383	153	331	356	95.6	96.2	93.0	40	5	350	26	421
	Production & import of dangerous drugs	7	10	7	6	6	4	85.7	60.0	57.1	—	—	6	—	6
Other offences ag. morals	—	1	2	—	1	2	—	100.0	100.0	—	—	1	—	1	
Offences against property	Aggravated robbery	111	127	112	58	54	57	52.3	42.5	50.9	27	—	67	2	96
	Robbery (without the use of arms)	234	250	262	134	118	130	57.3	47.2	49.6	83	2	113	5	203
	Carrying arms for the commission of an offence	4	2	1	3	2	1	75.0	100.0	100.0	—	—	—	—	—
	Assault for the purpose of stealing	180	187	137	58	47	50	32.2	25.1	36.5	8	—	27	3	38
	Blackmail	343	299	315	255	219	234	74.3	73.2	74.2	34	1	187	9	231
	Burglary in commercial premises or institutions	22,128	25,870	25,411	3,833	4,287	4,174	17.3	16.6	16.4	1,470	28	976	12	2,486

\* This table counts any one person no more than once — by the gravest offence he committed in the course of the year.

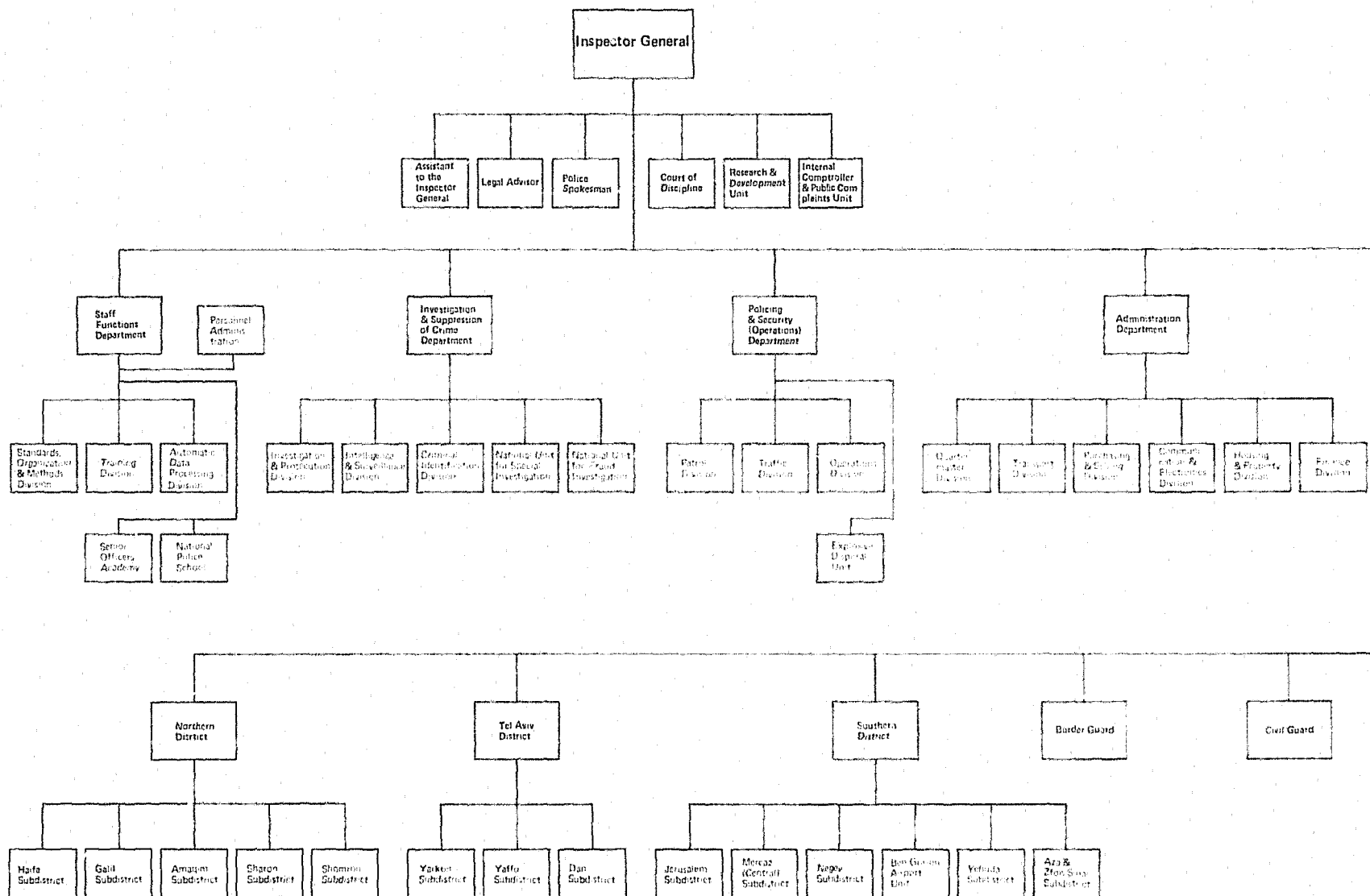
\*\* Note should be taken of the changes in age-groups (for males) arising from the new Youth Law.

Table 43 — *continued*

	Type of offence	Investigation files			Files where the offenders were detected			Detection rate (%)			Offenders*				Total
		1976	1977	1978	1976	1977	1978	1976	1977	1978	Minors*		Adults		
											Male	Female	Male	Female	
Offences against property — continued	Burglary in residential premises	26,257	24,887	26,343	2,664	2,589	2,836	10.1	10.4	10.8	696	15	783	32	1,526
	Holding burglary tools	123	127	139	120	120	127	97.6	94.5	91.4	30	—	63	—	93
	Theft committed by public servant	5	6	21	5	5	19	100.0	83.3	86.7	—	—	5	2	7
	Theft committed by employee or agent	524	467	562	469	401	498	89.5	85.9	88.5	47	13	292	47	399
	Using motor vehicle w/o permission	13,817	16,011	16,740	2,125	2,252	2,256	15.4	14.1	13.5	782	23	695	18	1,518
	Theft from m/v & theft of m/v accessories	22,491	25,269	27,640	767	614	654	3.4	2.4	2.4	68	2	144	2	216
	Theft of bicycle	5,038	6,016	6,658	169	194	102	3.4	3.2	1.5	19	—	14	1	34
	Pickpocketing	1,923	1,917	2,405	66	50	49	3.4	2.6	2.0	1	—	12	—	13
	Other theft	37,080	41,710	44,014	9,215	9,256	9,643	24.9	22.2	21.9	2,135	223	3,986	757	7,101
	Receiving stolen property	599	489	558	580	462	497	96.8	94.5	89.0	53	1	334	28	416
	Holding stolen property	2,213	2,349	2,328	2,011	2,085	2,106	90.9	88.8	90.5	160	7	1,146	94	1,407
	Arson	414	527	536	163	179	163	39.4	34.0	30.4	49	2	155	9	215
	Willfully damaging property	10,415	11,844	12,901	3,315	3,892	3,354	31.8	32.9	26.0	719	45	1,782	221	2,767
	Loitering for the purpose of committing theft or burglary	873	353	212	751	325	197	86.0	92.1	92.9	19	2	84	4	109
	Other offences ag. property	94	70	53	44	43	15	46.8	61.4	28.3	3	—	4	1	8
Purse snatching	272	400	419	53	49	74	19.5	12.3	17.7	8	1	10	1	20	
Fraud offences	Forgery of money & stamps	30	70	281	22	26	112	73.3	37.1	37.9	3	—	42	4	49
	Forgery & distribution of forged documents	888	919	1,119	611	566	738	68.8	61.6	66.0	29	5	240	37	311
	Fraud & extortion	3,205	3,754	3,797	1,978	2,235	2,354	61.7	59.5	61.9	54	13	924	146	1,137
	Issuing a bad check	5,176	5,795	5,591	4,022	4,468	4,792	77.7	77.1	85.7	8	7	1,756	482	2,253
	Other offences of fraud	248	257	264	194	208	187	78.2	80.8	71.4	21	2	121	13	157
Economic offences	Economic offences	796	583	132	770	558	122	96.7	95.7	92.4	5	—	28	3	36
	Fiscal offences	5	14	2	5	14	2	100.0	100.0	100.0	—	—	6	—	6
	Other offences	4	16	1	3	16	1	75.0	100.0	100.0	—	—	—	—	—
Administrative offences	Ag. municipal by laws	13	20	32	12	19	25	92.3	95.0	78.1	1	2	17	1	21
	Other administrative offences	165	119	151	152	101	140	92.1	84.9	92.7	1	—	75	28	104
Licensing offences	Arms, ammunition & explosives	271	277	302	253	252	280	93.4	91.0	92.7	23	—	244	4	271
	Radio and television	33	52	11	27	37	10	81.8	71.2	90.9	—	—	12	1	13
	Trades, industries & businesses	38	133	229	36	119	207	94.7	89.5	90.4	1	—	204	7	212
	Other licensing offences	76	68	65	69	55	48	90.8	80.9	73.4	17	1	49	1	68
	Other offences	377	373	369	281	269	260	74.5	72.1	70.5	24	3	193	11	231
	Total	189,552	203,888	213,357	62,345	62,251	62,257	32.9	30.5	29.2	9,728	783	34,038	5,038	49,587

\* This table counts any one person no more than once — by the gravest offence he committed in the course of the year.

\*\* Note should be taken of the changes in age-groups (for males) arising from the new Youth Law.



Organizational Chart — as on 31.12.78

**END**