

ADMINISTRATIVE OFFICE OF THE  
UNITED STATES COURTS

WASHINGTON, D.C. 20544

January 10, 1979

WILLIAM E. FOLEY  
DIRECTOR

JOSEPH F. PANIOL, JR.  
DEPUTY DIRECTOR

NORMAN B. LYNCH  
CHIEF  
CRIMINAL JUSTICE ACT DIVISION

TO THE CHAIRMAN AND MEMBERS OF THE JUDICIAL CONFERENCE COMMITTEE  
TO IMPLEMENT THE CRIMINAL JUSTICE ACT.

The following is a report of activities relating to the Criminal  
Justice Act (CJA) during fiscal year 1978 (FY 78) which ended on  
September 30, 1978.

Status of Appropriations

The Congress appropriated \$24,000,000 for "Defender Services" for  
FY 78. This amount included funds, estimated at \$350,000, for the  
liquidation of obligations which were carried forward from the previous  
fiscal year. The current estimate of obligations for FY 78 is \$23,015,000  
as follows:

|   |                       |
|---|-----------------------|
| Federal Public Defender Organizations (FPD)               | \$ 7,192,000          |
| Community Defender Organizations (CD)                     | 3,295,200             |
| CJA Panel Attorneys                                       | 10,000,000            |
| Investigative, Expert & Other Services                    | 541,800 <sup>1/</sup> |
| Transcripts   | 1,940,000             |
| General Administrative Expenses<br>(Printing forms, etc.) | <u>46,000</u>         |
| TOTAL   | \$ 23,015,000         |

The balance of the funds appropriated, estimated at \$635,000, will remain  
available to cover obligations in 1979.

Representation in Federal Courts

During FY 78 approximately 45,000 persons were represented in the  
United States courts pursuant to the provisions of the CJA. This compares  
with 46,052 appointments in FY 77 and 55,649 appointments in FY 76 which

<sup>1/</sup> This amount includes FPD expenses of \$179,000 and CD expenses of \$51,798  
for investigative, expert and other services which are not included in  
their respective totals above.

NCJRS

OCT 10 1979

ACQUISITIONS

63074

covered the 15 month period from July 1, 1975, through September 30, 1976. If we exclude the three month transition quarter, for comparison purposes, 44,192 persons were represented in FY 76. The number of appointments in FY 78 was thus 2.3% less than the comparable period in FY 77 and 1.8% more than the comparable period in FY 76.

The following tables compare case assignments and CJA funding distribution among CJA panel attorneys, Federal Public Defenders and Community Defenders for fiscal years 76, 77 and 78.

Case and Funding Distribution by Fiscal Year

|              | <u>FY 76</u>               |                           | <u>FY 77</u>               |                           | <u>Projected<br/>FY 78</u> |                           |
|--------------|----------------------------|---------------------------|----------------------------|---------------------------|----------------------------|---------------------------|
|              | <u>% of<br/>CJA Appts.</u> | <u>% of<br/>CJA Funds</u> | <u>% of<br/>CJA Appts.</u> | <u>% of<br/>CJA Funds</u> | <u>% of<br/>CJA Appts.</u> | <u>% of<br/>CJA Funds</u> |
| Panel Attys. | 62.3                       | 60.4                      | 57.6                       | 52.9                      | 55.3                       | 49.0                      |
| FPD          | 26.6                       | 28.2                      | 28.1                       | 32.5                      | 30.5                       | 35.1                      |
| CD           | 11.1                       | 11.4                      | 14.3                       | 14.6                      | 14.2                       | 15.9                      |
| TOTAL        | 100.0                      | 100.0                     | 100.0                      | 100.0                     | 100.0                      | 100.0                     |

Cases Opened By Fiscal Year

|                   | <u>FY 76</u> <sup>1/</sup> | <u>FY 77</u> | <u>% Change<br/>FY 76-77</u> | <u>FY 78</u> | <u>% Change<br/>FY 77-78</u> | <u>% Change<br/>FY 76-78</u> |
|-------------------|----------------------------|--------------|------------------------------|--------------|------------------------------|------------------------------|
| Panel Attys.      | 27,553 <sup>2/</sup>       | 26,507       | - 3.8                        | 24,879       | - 6.1                        | - 9.7                        |
| FPD <sup>3/</sup> | 11,751                     | 12,959       | +10.3                        | 13,725       | + 5.9                        | +16.8                        |
| CD                | 4,888                      | 6,586        | +34.7                        | 6,396        | - 2.9                        | +30.8                        |
| TOTAL             | 44,192                     | 46,052       | + 4.2                        | 45,000       | - 2.3                        | + 1.8                        |

The following table reflects the actual number of appellate and district court CJA appointments in fiscal years 74 through 78, and their distribution between panel attorneys and Federal Defenders. Projections

- 
- 1/ Excludes appointments during the transition quarter (July 1 through September 30, 1976).
  - 2/ Includes Community Defender, Southern District of California. In FY 77 Southern District of California representations appear as Community Defender representations.
  - 3/ Excludes inmate requests from the United States Medical Center, Springfield, Missouri: 1,144 in FY 76; 921 in FY 77; and 853 in FY 78.

for fiscal years 79 and 80 are based on data through November 30, 1978, historical trends, input from Federal Defenders, consideration of the impact of the Speedy Trial Act, and the anticipated appointment of additional federal judges.

| Fiscal Year    | U. S. Court of Appeals |                     |       | U. S. District Courts |                     |        | Grand Total |
|----------------|------------------------|---------------------|-------|-----------------------|---------------------|--------|-------------|
|                | Panel 1/<br>Attorneys  | Defender<br>Offices | Total | Panel 1/<br>Attorneys | Defender<br>Offices | Total  |             |
| Actual:        |                        |                     |       |                       |                     |        |             |
| 1974           | 2,467                  | 427                 | 2,894 | 28,182                | 11,393              | 39,575 | 42,469      |
| 1975           | 2,377                  | 524                 | 2,901 | 28,962                | 14,776              | 43,738 | 46,639      |
| 1976 <u>2/</u> | 2,386                  | 655                 | 3,041 | 25,167                | 15,984              | 41,151 | 44,192      |
| TQ <u>3/</u>   | 597                    | 150                 | 747   | 6,292                 | 4,418               | 10,710 | 11,457      |
| 1977           | 2,204                  | 670                 | 2,874 | 24,303                | 19,275              | 43,178 | 46,052      |
| Estimate:      |                        |                     |       |                       |                     |        |             |
| 1978           | 2,000                  | 688                 | 2,688 | 22,879                | 19,433              | 42,312 | 45,000      |
| 1979           | 2,100                  | 955                 | 3,055 | 22,424                | 22,521              | 44,945 | 48,000      |
| 1980           | 2,000                  | 1,072               | 3,072 | 22,912                | 24,016              | 46,928 | 50,000      |

The decrease in CJA appointments in FY 78 may be attributed to a number of factors:

1. In November, 1977, the Department of Justice (DOJ) announced that it was fashioning an anti-crime program with four priorities: organized crime, narcotics, public corruption and white collar crime. Judiciary caseload statistics for 1978 reflect that criminal filings decreased by 13.5% from their 1977 level and have decreased 10.0% from their 1970 level, while civil filings during statistical year 1978 rose by 6.3% and have increased by 58.9% since 1970. Only two major criminal offense categories experienced significant increases in 1978 over 1977 - prosecutions under the weapons and firearms statutes were up 7.6% and immigration law prosecutions rose by 20.8%.

---

1/ These figures do not reflect cancellations, waivers, and terminations. They include the Community Defender, Southern District of California through June 30, 1976.

2/ Estimated appointments for the twelve-month period ending June 30, 1976.

3/ Transition quarter estimate (July 1 through September 30, 1976).

2. Significant vacancies and personnel turnover within U. S. Attorneys' Offices which historically follow a change in Executive Administration generally result in a reduction of case filings.

3. In statistical year 1978, U. S. Attorneys tended to refer more federal/state law violations to the States for prosecution. There was also an emphasis on civil litigation by many U. S. Attorneys. Over the last two statistical years, pending criminal cases in federal courts have been reduced by 19.7% whereas pending civil cases have increased by 18.7%.

The full impact of the Speedy Trial Act on CJA appointments has yet to be determined. Several Speedy Trial Planning Groups have stated that the ultimate effects of the Act would not be known until the time limits are enforced with sanctions beginning July 1, 1979. According to several Speedy Trial Planning Groups, some U. S. Attorneys have adopted a policy of delaying arrest until after indictment, a practice which affords the government an opportunity to prepare a case before the Speedy Trial limits commence to run, and may reduce the number of cases filed. Thus, it appears that the Act has had some influence in reducing the pending criminal case-load and the number of criminal cases filed.

It is anticipated that the combined effect of fully staffed U. S. Attorney offices, the appointment of additional federal judges and the continued operation of the prisoner transfer program will cause criminal filings and thus CJA appointments to rise in FY 79.

Panel Attorney Representation  
Average Payments to Counsel

The following table provides actual average payments to panel attorneys for fiscal years 74 through 78, and those estimated for panel attorneys for fiscal years 77 through 80. These figures include compensation and reimbursement pursuant to subsection (d), but do not include costs of transcripts, expert, and other services (which figures are provided infra).

| <u>Fiscal Year</u> | <u>Average Payment to Counsel</u> |                        |
|--------------------|-----------------------------------|------------------------|
|                    | <u>Courts of Appeals</u>          | <u>District Courts</u> |
| 1974 *             | 769                               | 312                    |
| 1975 *             | 769                               | 340                    |
| 1976 *             | 796                               | 372                    |
| 1977 *             | 821                               | 384                    |
| 1978 *             | 758                               | 286                    |
| 1978 Estimate      | 840                               | 410                    |
| 1979 Estimate      | 850                               | 420                    |
| 1980 Estimate      | 860                               | 430                    |

\* Figures computed as of November 30, 1978.

The estimates for fiscal years 78 through 80 are based on the currently authorized compensation rates. It should be noted, however, that legislation might be reintroduced in the 96th Congress which would increase hourly rates of compensation and the statutory maximums. The 95th Congress considered, but did not enact, legislation (S. 1437 & H.R. 6869) which would have increased both hourly rates and statutory maximums by 50%.

Average payments to counsel have risen over the years and in all probability will continue to increase due to more complex and protracted litigation and a greater number of claims for excess compensation being approved by the chief judges of the courts of appeals. An increase in the reimbursable expenses of attorneys due to inflationary pressures is also a contributing factor.

Average payments to counsel for services rendered in the courts of appeals for FY 78, based on claims processed as of November 30, 1978, ranged from \$549 in the First Circuit to \$951 in the Second. The average for all circuits was \$758.

Payments for district court representations during the same period ranged from a low average of \$68 in the Southern District of California to a high of \$956 in the Middle District of Florida. The modest average for the Southern District of California is largely influenced by the more than 2,200 material witnesses who were represented under the CJA in FY 78. These cases represent more than 70% of the district's total assignments. The average for all districts was \$286.

Exhibits A-1 and A-2 present for fiscal years 77 and 78, the various categories for which counsel were provided, together with costs relating to such representation. Exhibits B-1 and B-2 contain the number and types of appointments made during fiscal years 77 and 78 in each circuit and district. Exhibits C-1 and C-2 provide details regarding the number of persons represented and the payment made to counsel in each circuit and district during fiscal years 77 and 78.

#### Compensation for Extended or Complex Representation

In the preceding section a reference was made to the anticipated increase in the number of claims for excess compensation and the resulting impact on average costs per case assignment. The following table reflects excess compensation payments processed as of the close of each fiscal year since FY 75:

Excess Compensation Claims Paid

|                      | <u>FY 75</u>         |               | <u>FY 76</u>         |               | <u>FY 77</u>         |               | <u>FY 78</u>         |               |
|----------------------|----------------------|---------------|----------------------|---------------|----------------------|---------------|----------------------|---------------|
|                      | <u>As of 6/30/75</u> |               | <u>As of 6/30/76</u> |               | <u>As of 9/30/77</u> |               | <u>As of 9/30/78</u> |               |
|                      | <u>No.</u>           | <u>Amount</u> | <u>No.</u>           | <u>Amount</u> | <u>No.</u>           | <u>Amount</u> | <u>No.</u>           | <u>Amount</u> |
| Felonies             | 137                  | \$306,425     | 196                  | \$507,536     | 313                  | \$914,547     | 203                  | \$514,040     |
| Discretionary Appts. | 43                   | \$23,427      | 31                   | \$15,382      | 53                   | \$28,722      | 42                   | \$26,225      |
| Expert & Other Svs.  | 29                   | \$18,278      | 52                   | \$71,114      | 87                   | \$70,244      | 98                   | \$76,397      |

Between fiscal years 75 and 78 excess payments have increased by 68.0% in felony cases; 12.0% in discretionary matters; and 318.0% in expert and other services claims. However, the number of excess compensation claims for felony cases and discretionary appointments appear to have decreased substantially between fiscal years 77 and 78. This reduction is, to some extent, based on delays in the submission of claims for excess compensation. It is projected that FY 78 excess compensation felony claims will approach the FY 77 level as the submission and processing of claims are expedited.

In FY 78, the 203 payments for compensation in excess of \$1,000 in felony cases averaged \$2,532. The largest payment amounted to \$15,000 for representation in a mail fraud case in the District of Columbia. Exhibit D-1 summarizes, by circuit and district, all approved payments for compensation in excess of \$1,000 for extended or complex felony cases for FY 77 while Exhibit D-2 presents similar data for FY 78.

In FY 78, only nine claims for compensation in excess of \$400 for extended or complex representation in misdemeanor cases had been approved by the end of the fiscal year. The largest of these payments was \$1,000 for representation provided in a tax fraud case. The average of all such payments was \$696. Exhibit E-1 lists the payments for FY 77 in this category. Exhibit E-2 provides the same data for FY 78.

With regard to extended or complex discretionary appointments in FY 78, 42 claims in excess of \$250 were approved by the end of the fiscal year. The largest payment was \$2,321 for a habeas corpus petition and the average for all matters was \$624. Exhibits F-1 and F-2 list payments for this category of excess compensation for fiscal years 77 and 78, respectively.

In FY 78, a total of 98 claims for compensation for expert and other services of an unusual character or duration were approved and paid as of September 30, 1978. The largest single payment was \$4,128 for an interpreter in the Western District of New York, and the average was \$780. Exhibit G-1 lists all such payments by circuit and district for FY 77. Exhibit G-2 provides this data for FY 78.

Transcripts, Investigative, Expert  
and Other Services

As of November 30, 1978, a total of \$1,842,486 was paid from the FY 78 CJA appropriation for transcripts, investigative, expert and other services. Current estimates are that, as the remaining claims attributable to FY 78 are approved and paid, the total cost for FY 78 will amount to \$2,482,000. The following tables reflect the cost of providing these services from FY 74 through FY 77 and estimates for FY 78 through FY 80.

| <u>Transcripts, Investigative, Expert and Other Services</u> <sup>1/</sup> |                    |                    |                              |                         |                    |
|--|--------------------|--------------------|------------------------------|-------------------------|--------------------|
|  | <u>FY 1974</u>     | <u>FY 1975</u>     | <u>FY 1976</u> <sup>2/</sup> | <u>TQ</u> <sup>3/</sup> | <u>FY 1977</u>     |
| Transcripts  | \$1,250,370        | \$1,359,299        | \$1,721,615                  | \$430,404               | \$1,825,714        |
| Investigators  | 122,648            | 128,499            | 136,870                      | 34,217                  | 108,414            |
| Interpreters   | 50,337             | 51,158             | 78,600                       | 19,650                  | 63,573             |
| Psychiatrists  | 105,847            | 142,781            | 152,820                      | 38,205                  | 169,635            |
| Other Services   | 76,506             | 90,805             | 90,508                       | 22,627                  | 108,673            |
| <b>TOTAL</b>   | <b>\$1,605,708</b> | <b>\$1,772,542</b> | <b>\$2,180,413</b>           | <b>\$545,103</b>        | <b>\$2,279,009</b> |
|  |                    | <u>Estimate</u>    | <u>Estimate</u>              | <u>Estimate</u>         |                    |
|  |                    | <u>FY 1978</u>     | <u>FY 1979</u>               | <u>FY 1980</u>          |                    |
| Transcripts  | \$1,940,000        | \$2,000,000        | \$2,000,000                  |                         |                    |
| Investigators  | 123,000            | 130,000            | 120,000                      |                         |                    |
| Interpreters   | 74,000             | 77,000             | 90,000                       |                         |                    |
| Psychiatrists  | 220,000            | 252,000            | 256,000                      |                         |                    |
| Other Services   | 125,000            | 148,000            | 151,000                      |                         |                    |
| <b>TOTAL</b>   | <b>\$2,482,000</b> | <b>\$2,607,000</b> | <b>\$2,617,000</b>           |                         |                    |

<sup>1/</sup> The amounts estimated for fiscal years 78 through 80 for investigators, interpreters, psychiatrists and other services also include Federal Public Defenders and Community Defenders estimated expenditures.  
<sup>2/</sup> Estimated obligations for the twelve-month period ending June 30, 1976.  
<sup>3/</sup> Transition quarter estimate (July 1 through September 30, 1976).

The \$360,000 increase in the cost of transcripts in FY 76 compared with FY 75 was largely attributable to increased transcript page rates which became effective on November 1, 1976.

The projected increases for transcripts and other services in 1979 and 1980 are based on past experience, inflation and an anticipated increase in the number of persons to be represented compared to FY 78.

Exhibits H-1 and H-2 provide a detailed breakdown of all costs attributable to transcripts, investigative, expert and other services by circuit and district for fiscal years 77 and 78 as of November 30, 1978.

### Federal Public Defender Organizations

Five Federal Public Defender programs began operations in FY 78, and two additional branch offices were authorized for FY 79. Florida (Northern) established its main office in Pensacola and a branch office in Tallahassee. Florida (Middle) is headquartered in Tampa, has a branch in Jacksonville, and funding in FY 79 for a second branch office was approved by the Judicial Conference in September, 1978. Tennessee (Middle) established its office in Nashville. Illinois (Eastern and Southern) -- the first Federal Public Defender office which represents persons in two adjacent judicial districts -- based its operations in East St. Louis, Illinois. In addition, a full-time Federal Public Defender office for the District of Minnesota has replaced a part-time Community Defender Organization within that judicial district. A new branch office in the Western District of Washington (Tacoma) commenced operations in October, 1978.

Although a final accounting has not yet been completed, the cost of operating the 31 Federal Public Defender offices during FY 78 is estimated to have been \$7,371,000 or \$878,708 (11.0%) less than was authorized. Approximately 85.0% of the funds provided for the operation of the 31 FPD offices in FY 78 were expended for personnel compensation and benefits. A total of 14,578 cases were opened by Federal Public Defenders in FY 78 and 14,504 were closed. This includes 853 miscellaneous inmate requests by federal prisoners of the U. S. Medical Center in Springfield, Missouri, which were responded to by the Missouri (Western) Federal Public Defender office. As was the case last year, the highest volume during FY 78 was experienced by the Central District of California (1,636 case openings and 1,727 case closings). Exhibit I reflects the openings, closings, hours expended in court, and pending caseload for the 31 reporting offices for FY 78. Based upon original budget submission projections, Federal Public Defenders overall realized 82.5% of their anticipated caseload, a 6.0% increase in shortfall from FY 77 when Federal Public Defenders realized 88.5% of their anticipated caseload.

### Community Defender Organizations

Grants to Community Defender Organizations totalled \$3,347,023 for FY 78 and those authorized for FY 79 totalled \$3,542,194.

The following table details the Community Defender grant allocations for fiscal years 78 and 79.



| <u>Community Defender Organizations</u>                             | <u>FY 1978</u>                |                                |                         | <u>FY 1979</u>                |
|---|-------------------------------|--------------------------------|-------------------------|-------------------------------|
|   | <u>Authorized by the USJC</u> | <u>Supplemental Authorized</u> | <u>Total Authorized</u> | <u>Authorized by the USJC</u> |
| <u>District</u>   |                               |                                |                         |                               |
| Federal Defenders of San Diego, Inc., San Diego, Calif.             | \$ 667,000                    | \$                             | \$ 667,000              | \$ 740,000                    |
| Federal Defender Program, Inc. Atlanta, Georgia                     | 211,000                       | 9,893                          | 220,893                 | 237,622                       |
| Federal Defender Program, Inc. Chicago, Illinois                    | 336,000                       | 15,000                         | 351,000                 | 375,000                       |
| Legal Aid and Defender Assn. of Detroit, Michigan                   | 584,000                       |                                | 584,000                 | 600,000                       |
| Comm. Def. Org. of the District of Minn., Minneapolis, Minn.        | 39,630                        |                                | 39,630                  | - 1/                          |
| Federal Defender Services Unit of the Legal Aid Society of New York | 930,000                       |                                | 930,000                 | 1,000,000                     |
| Federal Defender Inc. Portland, Oregon                              | 192,000                       | 27,000                         | 219,000                 | 210,000                       |
| Defender Assn. of Philadelphia, Pennsylvania                        | <u>322,000</u>                | <u>13,500</u>                  | <u>335,500</u>          | <u>379,572</u>                |
| GRAND TOTAL   | <u>\$3,281,630</u>            | <u>\$ 65,393</u>               | <u>\$3,347,023</u>      | <u>\$3,542,194</u>            |

The eight Community Defender Organizations were assigned 6,396 cases and closed 6,726 cases during FY 78.

The highest volume of cases was realized by the Federal Defender Services Unit of the Legal Aid Society of New York with 1,942 openings and 1,870 closings. Exhibit J summarizes the case openings, case closings, hours expended in court and pending caseloads for all eight organizations in FY 78. Based upon original budget submission projections made in December, 1976, Community Defenders overall realized 85.1% of their anticipated caseload, a 3.4% increase in shortfall from FY 77 when Community Defenders realized 88.5%, of their anticipated caseload.

1/ Beginning in FY 79 this Federal Defender program converted from a part-time CDO to a full-time FPD.


The shortfall amounted to 1,118 cases overall in FY 78. Actual cost of operations for FY 78 are expected to amount to approximately \$3,043,407 or about 91.0% of the funding authorized. It is anticipated that Community Defenders will refund a total of \$329,769. Over \$280,000 of this unobligated balance represents refunds by two Community Defender Organizations: the Eastern District of Michigan, (\$142,688) which realized 62.0% of its original FY 78 caseload estimate; and the Southern District of California, (\$137,508) which realized 70.8% of its initial FY 78 caseload forecast.

Comparative Costs of Representation  
By Panel Attorneys, Federal Public  
Defenders and Community Defenders

Average compensation to panel attorneys for FY 78 (district and appeals courts) is expected to reach \$440 per case. This figure does not include the cost of investigative, interpreter, psychiatric and other expert services. Such expenditures are expected to add another \$14 per case thereby raising the average cost of panel attorney representation to \$454. The estimated average cost per case for FY 77 was \$430 plus \$13 for expert and other services or a total of \$443 per case. The estimated increase amounts to \$11 per case or 2.5%.

Based on current estimates, Federal Public Defender costs will average \$524 per case in FY 78. This figure excludes the 853 Missouri (Western) inmate requests, and nonrecurring costs of newly established offices. This compares with an average cost of \$450 in FY 77 or an increase of 16.0%. The highest cost Federal Public Defender Office in FY 78 was the Western District of Pennsylvania, with an average cost of \$1,004 per case; while the lowest was the Southern District of Texas, with an average cost of \$293 per case. 1/

The average cost per case for Community Defenders in FY 78 is expected to be \$464, or an increase of 16.0% over the \$400 average for FY 77. The highest cost community defender office in FY 78 was the Federal Defender, Inc., in the District of Oregon, with an average cost per case of \$690; while the lowest was the Defender Association of Philadelphia, Pennsylvania (E), with an average cost of \$329 per case.

  
Norman B. Lynch  
Chief

Criminal Justice Act Division

---

1/ Does not include newly formed Federal Public Defender offices.

## EXHIBIT A-1

PAYMENTS TO PRIVATE ATTORNEYS  
 BY CATEGORY OF PERSONS REPRESENTED FOR F.Y. 1977  
 AS OF NOVEMBER 30, 1978

| CATEGORY OF PERSON REPRESENTED | NUMBER OF PERSONS REPRESENTED BY COUNSEL | NUMBER OF CASES IN WHICH COUNSEL PAID | PAYMENTS TO COUNSEL | AVERAGE PAYMENT TO COUNSEL |
|--------------------------------|--|---------------------------------------|---------------------|----------------------------|
| ADULT DEFENDANTS               | 19,489                                   | 17,278                                | 9,828,298.27        | 568.83                     |
| JUVENILE DEFENDANTS            | 275                                      | 249                                   | 63,254.12           | 254.03                     |
| APPELLANTS                     | 1,859                                    | 1,317                                 | 1,250,374.04        | 949.41                     |
| PROBATION VIOLATORS            | 1,736                                    | 1,174                                 | 145,540.74          | 124.37                     |
| PAROLE VIOLATORS               | 477                                      | 419                                   | 69,319.66           | 165.44                     |
| HABEAS PETITIONERS             | 802                                      | 548                                   | 259,966.90          | 474.39                     |
| 2255 PETITIONERS               | 246                                      | 198                                   | 72,369.73           | 365.49                     |
| MATERIAL WITNESSES             | 2,131                                    | 1,946                                 | 76,727.32           | 39.42                      |
| ALL OTHERS                     | 164                                      | 129                                   | 13,108.37           | 101.61                     |
| TOTAL                          | 26,779                                   | 23,259                                | 11,788,958.20       | 516.85                     |

\*APPEALS BY HABEAS CORPUS AND 2255 PETITIONS INCLUDED IN THE RESPECTIVE CATEGORIES BELOW.

## EXHIBIT A-2

PAYMENTS TO PRIVATE ATTORNEYS  
 BY CATEGORY OF PERSONS REPRESENTED FOR F.Y. 1978  
 AS OF NOVEMBER 30, 1978

| CATEGORY OF PERSON REPRESENTED | NUMBER OF PERSONS REPRESENTED BY COUNSEL | NUMBER OF CASES IN WHICH COUNSEL PAID | PAYMENTS TO COUNSEL | AVERAGE PAYMENT TO COUNSEL |
|--------------------------------|--|---------------------------------------|---------------------|----------------------------|
| ADULT DEFENDANTS               | 15,829                                   | 11,607                                | 5,928,727.75        | 510.78                     |
| JUVENILE DEFENDANTS            | 176                                      | 146                                   | 39,462.92           | 270.29                     |
| APPELLANTS                     | 1,538                                    | 459                                   | 459,537.98          | 1,001.17                   |
| PROBATION VIOLATORS            | 1,215                                    | 972                                   | 121,837.16          | 125.34                     |
| PAROLE VIOLATORS               | 395                                      | 303                                   | 48,461.20           | 159.93                     |
| HABEAS PETITIONERS             | 651                                      | 253                                   | 118,751.72          | 469.37                     |
| 2255 PETITIONERS               | 155                                      | 71                                    | 28,434.54           | 400.48                     |
| MATERIAL WITNESSES             | 3,447                                    | 3,026                                 | 82,371.41           | 27.22                      |
| ALL OTHERS                     | 149                                      | 119                                   | 15,653.49           | 131.54                     |
| TOTAL                          | 23,555                                   | 16,956                                | 6,843,280.17        | 403.58                     |

\*APPEALS BY HABEAS CORPUS AND 2255 PETITIONS INCLUDED IN THE RESPECTIVE CATEGORIES BELOW.

NUMBER OF PERSONS REPRESENTED BY PRIVATE ATTORNEYS  
IN EACH CIRCUIT AND DISTRICT BY CATEGORY FOR F.Y. 1977  
AS OF NOVEMBER 30, 1978

| CIRCUIT OR DISTRICT      | ADULT DEFENDANTS | JUVENILE DEFENDANTS | APPELLANTS | PROBATION VIOLATORS | PAROLE VIOLATORS | HARDAS PETITIONERS | 2255 PETITIONERS | MATERIAL WITNESSES | ALL OTHERS | TOTAL |
|--------------------------|------------------|---------------------|------------|---------------------|------------------|--------------------|------------------|--------------------|------------|-------|
| SUPREME COURT            |                  |                     | 8          |                     |                  | 5                  |                  |                    |            | 13    |
| COURTS OF APPEALS        |                  |                     |            |                     |                  |                    |                  |                    |            |       |
| D. C. CIRCUIT            |                  |                     |            |                     |                  |                    |                  |                    |            |       |
| U. S. CT. OF APPEALS     |                  |                     | 87         |                     |                  | 2                  |                  | 2                  |            | 91    |
| D. C. CT. OF APPEALS N-H |                  |                     |            |                     |                  |                    |                  |                    |            |       |
| FIRST CIRCUIT            |                  |                     | 43         |                     |                  | 7                  |                  | 2                  |            | 52    |
| SECOND CIRCUIT           |                  |                     | 226        |                     | 1                | 15                 |                  | 2                  |            | 244   |
| THIRD CIRCUIT            |                  |                     | 158        |                     |                  | 9                  |                  | 7                  |            | 174   |
| FOURTH CIRCUIT           |                  |                     | 192        | 5                   | 1                | 43                 |                  | 6                  |            | 247   |
| FIFTH CIRCUIT            |                  |                     | 343        | 1                   | 1                | 48                 |                  | 5                  | 1          | 399   |
| SIXTH CIRCUIT            |                  |                     | 183        |                     |                  | 51                 |                  | 13                 |            | 247   |
| SEVENTH CIRCUIT          |                  |                     | 175        | 2                   | 1                | 35                 |                  | 8                  | 2          | 223   |
| EIGHTH CIRCUIT           |                  |                     | 125        | 1                   |                  | 40                 |                  | 12                 |            | 178   |
| NINTH CIRCUIT            |                  |                     | 240        | 3                   |                  | 28                 |                  | 7                  | 1          | 279   |
| TENTH CIRCUIT            |                  |                     | 79         | 1                   |                  | 5                  |                  | 2                  |            | 87    |
| TOTAL                    |                  |                     | 1,859      | 13                  | 4                | 298                |                  | 66                 | 4          | 2,234 |
| DISTRICT COURTS          |                  |                     |            |                     |                  |                    |                  |                    |            |       |
| DIET. COL. CIRCUIT       |                  |                     |            |                     |                  |                    |                  |                    |            |       |
| U. S. DISTRICT COURT     | 1,133            |                     |            | 177                 | 0                | 4                  |                  | 9                  | 34         | 1,395 |
| SUPERIOR CT. OF D.C. N-H |                  |                     |            |                     |                  |                    |                  |                    |            |       |
| JUVENILE COURT N-H       |                  |                     |            |                     |                  |                    |                  |                    |            |       |
| TOTAL                    | 1,133            |                     |            | 177                 | 0                | 4                  |                  | 9                  | 34         | 1,395 |
| FIRST CIRCUIT            |                  |                     |            |                     |                  |                    |                  |                    |            |       |
| MAINE                    | 36               |                     |            |                     |                  |                    |                  |                    |            | 36    |
| MASSACHUSETTS            | 415              | 3                   |            | 17                  | 6                | 21                 |                  | 2                  | 7          | 469   |
| NEW HAMPSHIRE            | 11               |                     |            |                     |                  | 4                  |                  |                    |            | 15    |
| RHODE ISLAND             | 55               |                     |            | 3                   | 1                |                    |                  | 1                  | 2          | 62    |
| PUEERTO RICO             | 185              | 2                   |            | 3                   | 1                | 12                 |                  | 1                  | 2          | 206   |
| TOTAL                    | 702              | 5                   |            | 23                  | 8                | 37                 |                  | 4                  | 6          | 788   |
| SECOND CIRCUIT           |                  |                     |            |                     |                  |                    |                  |                    |            |       |
| CONNECTICUT              | 43               |                     |            | 4                   | 27               | 11                 |                  | 1                  | 1          | 87    |
| NEW YORK, N.             | 97               |                     |            | 2                   | 2                |                    |                  |                    |            | 101   |
| NEW YORK, E.             | 362              | 3                   |            | 9                   | 2                | 6                  |                  | 13                 | 2          | 407   |
| NEW YORK, S.             | 474              | 2                   |            | 15                  | 2                | 11                 |                  | 2                  | 2          | 511   |
| NEW YORK, W.             | 153              |                     |            | 5                   | 3                | 13                 |                  | 2                  | 2          | 178   |
| VERMONT                  | 68               |                     |            | 2                   |                  |                    |                  | 2                  | 1          | 73    |
| TOTAL                    | 1,197            | 5                   |            | 37                  | 36               | 41                 |                  | 19                 | 5          | 1,347 |
| THIRD CIRCUIT            |                  |                     |            |                     |                  |                    |                  |                    |            |       |
| DELAWARE                 | 95               | 1                   |            | 5                   | 1                | 1                  |                  |                    |            | 103   |
| NEW JERSEY               | 208              | 1                   |            | 2                   | 1                | 9                  |                  | 2                  | 19         | 242   |
| PENNSYLVANIA, E.         | 304              |                     |            | 23                  | 7                | 7                  |                  | 6                  | 1          | 348   |
| PENNSYLVANIA, M.         | 121              |                     |            | 9                   | 34               | 4                  |                  |                    |            | 168   |
| PENNSYLVANIA, W.         | 70               |                     |            | 3                   | 1                |                    |                  |                    | 1          | 75    |
| VIRGINIA ISLANDS         | 144              | 3                   |            | 3                   | 2                | 1                  |                  | 3                  | 2          | 158   |
| TOTAL                    | 942              | 5                   |            | 45                  | 46               | 22                 |                  | 11                 | 21         | 1,088 |
| FOURTH CIRCUIT           |                  |                     |            |                     |                  |                    |                  |                    |            |       |
| MARYLAND                 | 501              | 2                   |            | 46                  | 3                | 8                  |                  | 1                  | 4          | 569   |
| NORTH CAROLINA, E.       | 214              | 6                   |            | 19                  | 5                | 1                  |                  | 1                  |            | 246   |
| NORTH CAROLINA, M.       | 201              | 2                   |            | 12                  | 4                | 9                  |                  |                    | 1          | 229   |
| NORTH CAROLINA, W.       | 127              |                     |            | 20                  |                  | 4                  |                  | 4                  | 1          | 156   |
| SOUTH CAROLINA           | 179              |                     |            | 25                  |                  | 1                  |                  |                    |            | 205   |
| VIRGINIA, C.             | 645              | 1                   |            | 69                  | 22               | 8                  |                  | 3                  | 5          | 743   |
| VIRGINIA, U.             | 128              |                     |            | 17                  | 1                | 6                  |                  | 1                  |            | 153   |
| WEST VIRGINIA, N.        | 67               |                     |            | 2                   | 4                | 50                 |                  | 1                  |            | 124   |
| WEST VIRGINIA, S.        | 92               | 1                   |            | 2                   | 7                | 5                  |                  | 7                  | 2          | 116   |
| TOTAL                    | 2,154            | 12                  |            | 212                 | 46               | 92                 |                  | 18                 | 7          | 2,411 |
| FIFTH CIRCUIT            |                  |                     |            |                     |                  |                    |                  |                    |            |       |
| ALABAMA, N.              | 401              |                     |            | 27                  | 1                | 2                  |                  | 5                  | 2          | 438   |
| ALABAMA, M.              | 161              | 1                   |            | 9                   | 3                | 2                  |                  |                    | 2          | 178   |
| ALABAMA, S.              | 131              |                     |            | 2                   |                  | 5                  |                  | 1                  | 2          | 141   |
| FLORIDA, N.              | 128              |                     |            | 5                   | 11               | 1                  |                  | 2                  | 2          | 149   |
| FLORIDA, M.              | 593              |                     |            | 50                  | 4                | 50                 |                  | 6                  | 23         | 732   |
| FLORIDA, S.              | 166              |                     |            | 2                   |                  |                    |                  | 1                  | 8          | 179   |
| GEORGIA, N.              | 210              |                     |            | 12                  | 7                | 9                  |                  | 13                 | 5          | 256   |
| GEORGIA, M.              | 76               | 2                   |            | 13                  |                  | 1                  |                  |                    |            | 92    |
| GEORGIA, S.              | 341              | 2                   |            | 16                  | 2                | 2                  |                  | 1                  |            | 364   |
| LOUISIANA, E.            | 93               |                     |            |                     |                  | 4                  |                  | 2                  |            | 99    |
| LOUISIANA, M.            | 71               |                     |            |                     | 4                | 1                  |                  |                    |            | 77    |
| LOUISIANA, W.            | 180              |                     |            | 12                  | 1                | 1                  |                  |                    | 1          | 195   |
| MISSISSIPPI, N.          | 18               |                     |            | 1                   | 2                | 3                  |                  | 1                  |            | 24    |
| MISSISSIPPI, S.          | 97               | 5                   |            | 2                   | 1                |                    |                  |                    |            | 105   |
| TEXAS, N.                | 493              | 1                   |            | 41                  | 8                | 8                  |                  | 1                  | 1          | 552   |
| TEXAS, E.                | 133              |                     |            | 2                   | 21               | 3                  |                  |                    |            | 169   |
| TEXAS, S.                | 305              | 1                   |            | 17                  | 4                | 24                 |                  | 2                  | 6          | 369   |
| TEXAS, W.                | 388              | 14                  |            | 31                  | 3                | 4                  |                  |                    | 2          | 442   |
| TOTAL                    | 4,018            | 26                  |            | 236                 | 83               | 120                |                  | 19                 | 31         | 4,588 |

NUMBER OF PEISONS REPRESENTED BY PRIVATE ATTORNEYS  
IN EACH CIRCUIT AND DISTRICT BY CATEGORY FOR F.Y. 1977  
AS OF NOVEMBER 30, 1978

| CIRCUIT<br>OR<br>DISTRICT | ADULT<br>DEFENDANTS | JUVENILE<br>DEFENDANTS | APPELLANTS | PROBATION<br>VIOLATORS | PAROLE<br>VIOLATORS | HABEAS<br>PETITIONERS | 2255<br>PETITIONERS | MATERIAL<br>WITNESSES | ALL<br>OTHERS | TOTAL  |
|---------------------------|---------------------|------------------------|------------|------------------------|---------------------|-----------------------|---------------------|-----------------------|---------------|--------|
| <b>SIXTH CIRCUIT</b>      |                     |                        |            |                        |                     |                       |                     |                       |               |        |
| KENTUCKY, E.              | 107                 |                        |            | 10                     | 46                  | 3                     |                     | 4                     |               | 173    |
| KENTUCKY, W.              | 337                 | 2                      |            | 13                     | 3                   | 2                     |                     |                       |               | 357    |
| MICHIGAN, E.              | 504                 | 2                      |            | 20                     | 9                   | 7                     |                     | 4                     | 2             | 553    |
| MICHIGAN, W.              | 129                 |                        |            | 3                      | 2                   |                       |                     | 1                     |               | 137    |
| OHIO, N.                  | 255                 | 1                      |            | 10                     | 1                   | 11                    |                     | 5                     |               | 284    |
| OHIO, S.                  | 233                 |                        |            | 10                     | 13                  | 2                     |                     | 1                     |               | 259    |
| TENNESSEE, E.             | 125                 | 1                      |            | 9                      | 1                   | 1                     |                     | 1                     |               | 139    |
| TENNESSEE, M.             | 193                 |                        |            | 14                     | 1                   | 3                     |                     | 2                     |               | 214    |
| TENNESSEE, W.             | 71                  |                        |            | 2                      | 6                   | 6                     |                     | 1                     |               | 81     |
| TOTAL                     | 1,954               | 6                      |            | 91                     | 76                  | 35                    |                     | 12                    | 4             | 2,197  |
| <b>SEVENTH CIRCUIT</b>    |                     |                        |            |                        |                     |                       |                     |                       |               |        |
| ILLINOIS, N.              | 462                 | 2                      |            | 40                     | 11                  | 4                     |                     | 2                     | 1             | 528    |
| ILLINOIS, E.              | 121                 |                        |            | 4                      | 13                  | 45                    |                     | 2                     | 1             | 186    |
| ILLINOIS, S.              | 62                  |                        |            | 7                      | 1                   |                       |                     |                       |               | 70     |
| INDIANA, N.               | 167                 | 2                      |            | 12                     | 5                   |                       |                     | 2                     | 2             | 190    |
| INDIANA, S.               | 244                 | 3                      |            | 25                     | 26                  | 6                     |                     | 1                     | 3             | 311    |
| WISCONSIN, E.             | 122                 |                        |            | 5                      | 3                   |                       |                     | 1                     | 3             | 134    |
| WISCONSIN, W.             | 64                  |                        |            |                        | 10                  | 6                     |                     |                       | 1             | 81     |
| TOTAL                     | 1,242               | 7                      |            | 93                     | 69                  | 61                    |                     | 5                     | 11            | 1,500  |
| <b>EIGHTH CIRCUIT</b>     |                     |                        |            |                        |                     |                       |                     |                       |               |        |
| ARKANSAS, E.              | 171                 |                        |            | 10                     | 3                   | 16                    |                     | 4                     | 2             | 207    |
| ARKANSAS, W.              | 35                  | 1                      |            | 1                      | 1                   | 21                    |                     | 1                     |               | 60     |
| IOWA, N.                  | 71                  | 2                      |            | 1                      | 2                   | 2                     |                     |                       | 1             | 81     |
| IOWA, S.                  | 67                  | 5                      |            | 4                      | 2                   | 6                     |                     |                       |               | 84     |
| MINNESOTA                 | 181                 | 2                      |            | 11                     | 4                   | 1                     |                     |                       | 4             | 205    |
| MISSOURI, E.              | 257                 | 1                      |            | 27                     | 2                   | 5                     |                     |                       |               | 292    |
| MISSOURI, W.              | 55                  |                        |            | 2                      | 2                   | 4                     |                     | 1                     | 1             | 65     |
| NEBRASKA                  | 94                  | 4                      |            | 10                     | 2                   | 10                    |                     | 1                     |               | 122    |
| NORTH DAKOTA              | 80                  | 28                     |            | 15                     | 2                   |                       |                     | 2                     | 1             | 128    |
| SOUTH DAKOTA              | 248                 | 52                     |            | 25                     | 1                   | 8                     |                     | 5                     | 3             | 343    |
| TOTAL                     | 1,259               | 95                     |            | 106                    | 19                  | 73                    |                     | 11                    | 12            | 1,587  |
| <b>NINTH CIRCUIT</b>      |                     |                        |            |                        |                     |                       |                     |                       |               |        |
| ALASKA                    | 122                 |                        |            | 9                      | 1                   |                       |                     | 1                     |               | 133    |
| ARIZONA                   | 559                 | 23                     |            | 9                      |                     | 2                     |                     | 727                   | 4             | 1,315  |
| CALIFORNIA, N.            | 167                 |                        |            | 7                      | 2                   | 3                     |                     | 4                     | 1             | 184    |
| CALIFORNIA, E.            | 355                 | 8                      |            | 55                     | 5                   | 1                     |                     | 6                     | 3             | 433    |
| CALIFORNIA, C.            | 1,023               | 2                      |            | 46                     | 1                   | 5                     |                     | 15                    | 13            | 1,115  |
| CALIFORNIA, S.            | 831                 | 4                      |            | 41                     | 2                   |                       |                     | 17                    | 8             | 1,003  |
| HAWAII                    | 170                 |                        |            | 16                     | 3                   | 1                     |                     | 1                     | 2             | 193    |
| IDAHO                     | 96                  | 1                      |            | 7                      |                     |                       |                     |                       |               | 104    |
| MONTANA                   | 155                 | 63                     |            | 14                     | 2                   | 2                     |                     |                       |               | 236    |
| NEVADA                    | 69                  |                        |            | 10                     |                     | 2                     |                     | 6                     |               | 87     |
| OREGON                    | 107                 |                        |            | 11                     |                     | 1                     |                     | 3                     | 1             | 124    |
| WASHINGTON, E.            | 160                 |                        |            | 10                     | 1                   |                       |                     | 2                     | 1             | 174    |
| WASHINGTON, W.            | 162                 |                        |            | 21                     | 12                  | 1                     |                     | 4                     | 4             | 214    |
| GUAM                      | 16                  |                        |            |                        |                     |                       |                     |                       |               | 16     |
| TOTAL                     | 3,992               | 101                    |            | 256                    | 29                  | 18                    |                     | 1,958                 | 42            | 6,044  |
| <b>TENTH CIRCUIT</b>      |                     |                        |            |                        |                     |                       |                     |                       |               |        |
| COLORADO                  | 80                  |                        |            | 8                      | 3                   | 1                     |                     | 11                    |               | 104    |
| KANSAS                    | 91                  |                        |            | 4                      | 22                  | 1                     |                     | 1                     | 2             | 121    |
| NEW MEXICO                | 145                 | 3                      |            | 1                      | 1                   | 3                     |                     | 5                     | 2             | 160    |
| OKLAHOMA, N.              | 110                 |                        |            | 10                     |                     |                       |                     | 2                     |               | 122    |
| OKLAHOMA, E.              | 71                  | 1                      |            | 5                      | 3                   | 1                     |                     |                       | 1             | 82     |
| OKLAHOMA, W.              | 223                 |                        |            | 10                     | 22                  | 3                     |                     | 4                     | 1             | 263    |
| UTAH                      | 79                  | 1                      |            | 4                      |                     | 2                     |                     | 1                     |               | 87     |
| WYOMING                   | 97                  | 8                      |            | 5                      | 2                   |                       |                     | 2                     |               | 114    |
| TOTAL                     | 896                 | 13                     |            | 47                     | 53                  | 11                    |                     | 13                    | 4             | 1,023  |
| TOTAL, DIST. COURTS       | 19,489              | 275                    |            | 1,323                  | 473                 | 514                   |                     | 2,131                 | 160           | 24,845 |
| GRAND TOTAL               | 19,489              | 275                    | 1,859      | 1,336                  | 477                 | 802                   | 246                 | 2,131                 | 164           | 26,775 |

NUMBER OF PERSONS REPRESENTED BY PRIVATE ATTORNEYS  
IN EACH CIRCUIT AND DISTRICT BY CATEGORY FOR F.Y. 1978  
AS OF NOVEMBER 30, 1978

| CIRCUIT<br>OF<br>DISTRICT | ADULT<br>DEFENDANTS | JUVENILE<br>DEFENDANTS | APPELLANTS | PROBATION<br>VIOLATORS | PAROLE<br>VIOLATORS | AREAS<br>PETITIONERS | 2255<br>PETITIONERS | MATERIAL<br>WITNESSES | ALL<br>OTHERS | TOTAL |
|---------------------------|---------------------|------------------------|------------|------------------------|---------------------|----------------------|---------------------|-----------------------|---------------|-------|
| SUPREME COURT             |                     |                        | 1          |                        |                     |                      | 1                   |                       |               | 2     |
| COURTS OF APPEALS         |                     |                        |            |                        |                     |                      |                     |                       |               |       |
| D. C. CIRCUIT             |                     |                        |            |                        |                     |                      |                     |                       |               |       |
| U. S. CT. OF APPEALS      |                     |                        | 87         |                        |                     |                      |                     | 1                     | 2             | 50    |
| D. C. CT. OF APPEALS N-H  |                     |                        |            |                        |                     |                      |                     |                       |               |       |
| FIRST CIRCUIT             |                     |                        | 29         |                        |                     |                      | 3                   | 1                     |               | 33    |
| SECOND CIRCUIT            |                     |                        | 198        |                        |                     |                      | 24                  | 3                     |               | 225   |
| THIRD CIRCUIT             |                     |                        | 113        | 1                      |                     |                      | 15                  | 7                     |               | 136   |
| FOURTH CIRCUIT            |                     |                        | 136        |                        |                     |                      | 26                  | 4                     |               | 166   |
| FIFTH CIRCUIT             |                     |                        | 316        | 3                      |                     |                      | 46                  |                       |               | 365   |
| SIXTH CIRCUIT             |                     |                        | 186        |                        |                     |                      | 54                  | 11                    |               | 251   |
| SEVENTH CIRCUIT           |                     |                        | 119        | 3                      |                     |                      | 32                  | 5                     |               | 159   |
| EIGHTH CIRCUIT            |                     |                        | 132        | 1                      |                     |                      | 37                  | 8                     | 4             | 182   |
| NINTH CIRCUIT             |                     |                        | 134        |                        |                     |                      | 17                  | 5                     | 1             | 157   |
| TENTH CIRCUIT             |                     |                        | 87         |                        | 2                   |                      | 1                   |                       |               | 90    |
| TOTAL                     |                     |                        | 1,538      | 8                      | 2                   |                      | 256                 | 45                    | 6             | 1,846 |
| DISTRICT COURTS           |                     |                        |            |                        |                     |                      |                     |                       |               |       |
| DIST. COL. CIRCUIT        |                     |                        |            |                        |                     |                      |                     |                       |               |       |
| J. S. DISTRICT COURT      | 960                 |                        |            | 139                    |                     |                      | 9                   | 3                     | 5             | 30    |
| SUPERIOR CT. OF D.C.      | N-H                 |                        |            |                        |                     |                      |                     |                       | 27            | 1,168 |
| JUVENILE COURT            | N-H                 |                        |            |                        |                     |                      |                     |                       |               |       |
| TOTAL                     | 960                 |                        |            | 139                    |                     |                      | 9                   | 3                     | 5             | 30    |
|                           |                     |                        |            |                        |                     |                      |                     |                       | 22            | 1,169 |
| FIRST CIRCUIT             |                     |                        |            |                        |                     |                      |                     |                       |               |       |
| MAINE                     | 51                  |                        |            | 2                      |                     | 1                    |                     |                       | 1             | 55    |
| MASSACHUSETTS             | 457                 | 1                      |            | 15                     |                     | 4                    |                     | 3                     | 1             | 488   |
| NEW HAMPSHIRE             | 25                  |                        |            |                        |                     |                      | 2                   | 1                     |               | 28    |
| RHODE ISLAND              | 61                  |                        | 1          |                        |                     |                      | 5                   |                       |               | 68    |
| PUEBLO PRICO              | 83                  |                        |            | 3                      |                     |                      | 5                   | 1                     |               | 92    |
| TOTAL                     | 677                 | 1                      |            | 21                     |                     | 5                    | 19                  | 1                     | 4             | 730   |
| SECOND CIRCUIT            |                     |                        |            |                        |                     |                      |                     |                       |               |       |
| CONNECTICUT               | 54                  |                        |            | 6                      |                     | 31                   |                     | 22                    | 2             | 115   |
| NEW YORK, N.              | 95                  | 1                      |            | 2                      |                     | 2                    |                     |                       |               | 100   |
| NEW YORK, E.              | 308                 |                        |            | 8                      |                     |                      |                     | 6                     | 5             | 327   |
| NEW YORK, S.              | 369                 | 1                      |            | 20                     |                     | 1                    |                     | 6                     | 1             | 407   |
| NEW YORK, W.              | 128                 | 2                      |            | 2                      |                     | 2                    |                     | 1                     | 1             | 136   |
| VERMONT                   | 49                  |                        |            | 1                      |                     |                      |                     | 3                     | 1             | 54    |
| TOTAL                     | 1,003               | 4                      |            | 37                     |                     | 36                   |                     | 35                    | 12            | 1,147 |
| THIRD CIRCUIT             |                     |                        |            |                        |                     |                      |                     |                       |               |       |
| DELAWARE                  | 54                  |                        |            | 16                     |                     |                      | 7                   | 1                     | 1             | 79    |
| NEW JERSEY                | 90                  |                        |            |                        |                     |                      | 2                   | 4                     | 21            | 117   |
| PENNSYLVANIA, E.          | 187                 |                        |            | 23                     |                     |                      | 2                   | 6                     | 2             | 218   |
| PENNSYLVANIA, M.          | 73                  |                        |            | 11                     |                     | 44                   |                     | 1                     | 1             | 130   |
| PENNSYLVANIA, W.          | 87                  |                        |            | 3                      |                     | 1                    |                     | 1                     | 2             | 94    |
| VIRGIN ISLANDS            | 128                 |                        |            | 1                      |                     |                      |                     | 1                     |               | 130   |
| TOTAL                     | 619                 |                        |            | 54                     |                     | 45                   |                     | 13                    | 27            | 748   |
| FOURTH CIRCUIT            |                     |                        |            |                        |                     |                      |                     |                       |               |       |
| MARYLAND                  | 430                 | 1                      |            | 54                     |                     | 1                    |                     | 10                    | 3             | 501   |
| NORTH CAROLINA, E.        | 209                 | 1                      |            | 24                     |                     | 8                    |                     | 7                     | 2             | 251   |
| NORTH CAROLINA, M.        | 223                 | 1                      |            | 24                     |                     | 2                    |                     | 7                     | 1             | 259   |
| NORTH CAROLINA, W.        | 128                 | 6                      |            | 17                     |                     | 1                    |                     | 5                     | 1             | 158   |
| SOUTH CAROLINA            | 93                  |                        |            | 10                     |                     | 1                    |                     | 2                     |               | 107   |
| VIRGINIA, E.              | 478                 | 6                      |            | 72                     |                     | 19                   |                     | 3                     | 1             | 579   |
| VIRGINIA, W.              | 101                 |                        |            | 17                     |                     | 1                    |                     | 10                    | 1             | 130   |
| WEST VIRGINIA, N.         | 37                  |                        |            | 3                      |                     | 6                    |                     | 11                    | 1             | 58    |
| WEST VIRGINIA, S.         | 53                  | 1                      |            | 3                      |                     | 7                    |                     | 5                     | 1             | 72    |
| TOTAL                     | 1,752               | 16                     |            | 224                    |                     | 46                   |                     | 58                    | 11            | 2,127 |
| FIFTH CIRCUIT             |                     |                        |            |                        |                     |                      |                     |                       |               |       |
| ALABAMA, N.               | 341                 |                        |            | 52                     |                     | 5                    |                     | 3                     |               | 401   |
| ALABAMA, H.               | 131                 |                        |            | 9                      |                     | 1                    |                     |                       | 1             | 142   |
| ALABAMA, S.               | 70                  |                        |            | 10                     |                     |                      |                     | 5                     |               | 85    |
| FLORIDA, N.               | 43                  |                        |            |                        |                     | 4                    |                     | 6                     |               | 53    |
| FLORIDA, E.               | 464                 | 1                      |            | 20                     |                     | 11                   |                     | 32                    | 1             | 479   |
| FLORIDA, S.               | 135                 |                        |            | 6                      |                     | 1                    |                     | 2                     | 1             | 146   |
| GEORGIA, N.               | 125                 |                        |            | 9                      |                     | 9                    |                     | 2                     | 4             | 149   |
| GEORGIA, M.               | 75                  |                        |            | 7                      |                     |                      |                     | 1                     |               | 84    |
| GEORGIA, S.               | 55                  | 1                      |            | 4                      |                     |                      |                     | 1                     | 1             | 63    |
| LOUISIANA, E.             | 84                  |                        |            | 3                      |                     |                      |                     | 2                     |               | 92    |
| LOUISIANA, M.             | 53                  |                        |            | 6                      |                     | 5                    |                     | 3                     |               | 67    |
| LOUISIANA, W.             | 107                 | 1                      |            | 11                     |                     |                      |                     | 4                     |               | 125   |
| MISSISSIPPI, N.           | 46                  |                        |            | 2                      |                     |                      |                     |                       |               | 48    |
| MISSISSIPPI, S.           | 67                  |                        |            | 4                      |                     |                      |                     | 1                     |               | 72    |
| TEXAS, N.                 | 423                 | 1                      |            | 32                     |                     | 6                    |                     | 15                    | 1             | 481   |
| TEXAS, E.                 | 93                  | 1                      |            | 5                      |                     | 21                   |                     | 2                     |               | 122   |
| TEXAS, S.                 | 436                 | 3                      |            | 27                     |                     | 3                    |                     | 30                    | 3             | 502   |
| TEXAS, W.                 | 434                 | 2                      |            | 25                     |                     | 3                    |                     | 8                     | 2             | 477   |
| TOTAL                     | 3,122               | 10                     |            | 228                    |                     | 69                   |                     | 117                   | 14            | 3,560 |

NUMBER OF PERSONS REPRESENTED BY PRIVATE ATTORNEYS  
IN EACH CIRCUIT AND DISTRICT BY CATEGORY FOR F.Y. 1978  
AS OF NOVEMBER 30, 1978

| CIRCUIT<br>OR<br>DISTRICT  | ADULT<br>DEFENDANTS | JUVENILE<br>DEFENDANTS | PROBATION<br>APPELLANTS<br>VIOLATORS | PAROLE<br>VIOLATORS | HABEAS<br>PETITIONERS | 2255<br>PETITIONERS | MATERIAL<br>WITNESSES | ALL<br>OTHERS | TOTAL         |
|----------------------------|---------------------|------------------------|--------------------------------------|---------------------|-----------------------|---------------------|-----------------------|---------------|---------------|
| <b>SIXTH CIRCUIT</b>       |                     |                        |                                      |                     |                       |                     |                       |               |               |
| KENTUCKY, E.               | 89                  | 2                      | 4                                    | 75                  |                       |                     | 1                     | 2             | 153           |
| KENTUCKY, W.               | 294                 | 8                      | 10                                   | 2                   | 2                     | 2                   |                       |               | 318           |
| MICHIGAN, E.               | 261                 | 1                      | 10                                   | 3                   | 5                     | 1                   | 5                     |               | 286           |
| MICHIGAN, W.               | 115                 | 1                      | 10                                   | 2                   |                       |                     |                       |               | 128           |
| OHIO, N.                   | 189                 | 1                      | 12                                   | 1                   | 9                     |                     | 3                     | 1             | 216           |
| OHIO, S.                   | 225                 |                        | 18                                   | 10                  | 4                     |                     | 3                     |               | 264           |
| TENNESSEE, E.              | 97                  | 2                      | 6                                    | 1                   |                       |                     |                       |               | 106           |
| TENNESSEE, W.              | 187                 |                        | 7                                    | 2                   | 1                     | 1                   |                       |               | 198           |
| TENNESSEE, W.              | 67                  |                        | 2                                    | 1                   | 8                     |                     |                       |               | 78            |
| <b>TOTAL</b>               | <b>1,524</b>        | <b>15</b>              | <b>79</b>                            | <b>57</b>           | <b>29</b>             | <b>8</b>            | <b>10</b>             | <b>1</b>      | <b>1,723</b>  |
| <b>SEVENTH CIRCUIT</b>     |                     |                        |                                      |                     |                       |                     |                       |               |               |
| ILLINOIS, N.               | 362                 | 3                      | 51                                   | 6                   | 15                    | 2                   | 1                     | 8             | 448           |
| ILLINOIS, C.               | 98                  | 1                      | 3                                    | 10                  | 30                    |                     | 1                     | 2             | 147           |
| ILLINOIS, S.               | 97                  |                        | 9                                    | 1                   |                       |                     |                       |               | 108           |
| INDIANA, N.                | 133                 |                        | 19                                   | 1                   |                       | 1                   |                       |               | 154           |
| INDIANA, S.                | 260                 | 2                      | 28                                   | 31                  | 1                     | 3                   | 4                     | 1             | 321           |
| WISCONSIN, E.              | 100                 |                        | 1                                    |                     | 1                     | 3                   |                       | 1             | 106           |
| WISCONSIN, W.              | 56                  | 1                      | 2                                    | 5                   | 2                     |                     |                       | 2             | 68            |
| <b>TOTAL</b>               | <b>1,106</b>        | <b>7</b>               | <b>113</b>                           | <b>54</b>           | <b>49</b>             | <b>9</b>            | <b>9</b>              | <b>14</b>     | <b>1,361</b>  |
| <b>EIGHTH CIRCUIT</b>      |                     |                        |                                      |                     |                       |                     |                       |               |               |
| ARKANSAS, E.               | 175                 | 1                      | 10                                   | 1                   | 10                    |                     | 1                     | 1             | 199           |
| ARKANSAS, W.               | 53                  | 1                      | 1                                    | 1                   | 12                    |                     |                       |               | 67            |
| IOWA, N.                   | 33                  |                        | 1                                    | 3                   | 2                     |                     | 1                     |               | 40            |
| IOWA, S.                   | 142                 |                        | 5                                    | 3                   | 2                     |                     | 5                     |               | 157           |
| MINNESOTA                  | 150                 | 3                      | 8                                    | 4                   | 4                     | 3                   | 1                     | 3             | 176           |
| MISSOURI, E.               | 169                 |                        | 22                                   | 7                   | 1                     |                     | 31                    |               | 230           |
| MISSOURI, W.               | 50                  |                        |                                      |                     | 2                     | 2                   |                       |               | 54            |
| NEBRASKA                   | 91                  | 2                      | 11                                   | 3                   | 6                     |                     |                       | 1             | 114           |
| NORTH DAKOTA               | 80                  | 15                     | 6                                    | 1                   |                       |                     |                       |               | 104           |
| SOUTH DAKOTA               | 134                 | 20                     | 23                                   |                     | 6                     | 1                   | 2                     | 2             | 208           |
| <b>TOTAL</b>               | <b>1,097</b>        | <b>42</b>              | <b>88</b>                            | <b>23</b>           | <b>45</b>             | <b>8</b>            | <b>39</b>             | <b>7</b>      | <b>1,349</b>  |
| <b>NINTH CIRCUIT</b>       |                     |                        |                                      |                     |                       |                     |                       |               |               |
| ALASKA                     | 65                  | 1                      | 9                                    | 1                   |                       | 1                   |                       | 3             | 80            |
| ARIZONA                    | 432                 | 17                     | 9                                    | 1                   |                       | 2                   | 809                   | 2             | 1,272         |
| CALIFORNIA, N.             | 215                 | 3                      | 19                                   |                     |                       | 4                   | 34                    | 4             | 279           |
| CALIFORNIA, C.             | 242                 | 9                      | 16                                   |                     |                       |                     | 6                     | 20            | 287           |
| CALIFORNIA, S.             | 736                 | 4                      | 32                                   | 2                   | 11                    | 1                   | 6                     | 14            | 806           |
| CALIFORNIA, S.             | 761                 | 8                      | 37                                   | 3                   |                       | 2                   | 2,222                 | 12            | 3,042         |
| HAWAII                     | 144                 |                        | 5                                    | 4                   |                       |                     |                       |               | 153           |
| IDAH0                      | 130                 |                        | 9                                    |                     | 1                     | 4                   | 180                   | 1             | 325           |
| MONTANA                    | 120                 | 31                     | 19                                   |                     |                       |                     | 1                     |               | 171           |
| NEVADA                     | 50                  |                        | 5                                    | 1                   |                       |                     |                       |               | 56            |
| OREGON                     | 97                  |                        | 5                                    |                     | 1                     | 1                   | 3                     | 6             | 113           |
| WASHINGTON, E.             | 99                  |                        | 12                                   | 2                   | 1                     | 2                   | 1                     | 2             | 119           |
| WASHINGTON, W.             | 107                 |                        | 16                                   | 2                   |                       |                     | 7                     | 4             | 136           |
| UTAH                       | 4                   |                        |                                      |                     |                       |                     |                       |               | 4             |
| <b>TOTAL</b>               | <b>3,202</b>        | <b>73</b>              | <b>193</b>                           | <b>16</b>           | <b>14</b>             | <b>17</b>           | <b>3,263</b>          | <b>66</b>     | <b>6,046</b>  |
| <b>TENTH CIRCUIT</b>       |                     |                        |                                      |                     |                       |                     |                       |               |               |
| COLORADO                   | 79                  |                        | 4                                    | 3                   | 2                     |                     | 4                     |               | 92            |
| KANSAS                     | 94                  |                        | 3                                    | 16                  |                       |                     |                       | 1             | 114           |
| NEW MEXICO                 | 124                 | 6                      | 1                                    | 1                   | 1                     | 7                   |                       |               | 140           |
| OKLAHOMA, N.               | 115                 |                        | 5                                    |                     |                       |                     |                       | 1             | 121           |
| OKLAHOMA, E.               | 68                  |                        | 1                                    | 2                   | 1                     |                     |                       |               | 72            |
| OKLAHOMA, W.               | 136                 |                        | 8                                    | 11                  | 3                     |                     |                       |               | 158           |
| UTAH                       | 80                  |                        | 2                                    |                     | 5                     | 5                   | 1                     |               | 93            |
| WYOMING                    | 71                  | 2                      | 7                                    |                     |                       |                     |                       |               | 80            |
| <b>TOTAL</b>               | <b>767</b>          | <b>8</b>               | <b>31</b>                            | <b>33</b>           | <b>12</b>             | <b>12</b>           | <b>5</b>              | <b>2</b>      | <b>870</b>    |
| <b>TOTAL, DIST. COURTS</b> | <b>15,829</b>       | <b>176</b>             | <b>1,207</b>                         | <b>393</b>          | <b>395</b>            | <b>110</b>          | <b>3,446</b>          | <b>143</b>    | <b>21,699</b> |
| <b>GRAND TOTAL</b>         | <b>14,829</b>       | <b>176</b>             | <b>1,538</b>                         | <b>1,215</b>        | <b>395</b>            | <b>651</b>          | <b>3,447</b>          | <b>145</b>    | <b>22,555</b> |



CUMULATIVE PAYMENTS TO PRIVATE ATTORNEYS OUT OF THE APPROPRIATION FOR F.Y. 1977  
AS OF NOVEMBER 30, 1978

| CIRCUIT OR DISTRICT                       | NUMBER OF PERSONS REPRESENTED BY COUNSEL | NUMBER OF CASES IN WHICH COUNSEL PAID | PAYMENTS TO COUNSEL   |                           |                        | TOTAL PAID TO COUNSEL | AVERAGE PAYMENT TO COUNSEL |
|---|--|---------------------------------------|-----------------------|---------------------------|------------------------|-----------------------|----------------------------|
|   |  |                                       | IN COURT COMPENSATION | OUT-OF-COURT COMPENSATION | OUT-OF-POCKET EXPENSES |                       |                            |
| SUPREME COURT                             | 13                                       | 13                                    | 600.00                | 8,610.00                  | 7,526.53               | 12,744.53             | 980.37                     |
| COURTS OF APPEALS                         |  |                                       |                       |                           |                        |                       |                            |
| D. C. CIRCUIT                             |  |                                       |                       |                           |                        |                       |                            |
| U. S. CT. OF APPEALS                      | 91                                       | 49                                    | 1,317.50              | 37,976.80                 | 2,894.38               | 42,188.68             | 860.99                     |
| D. C. CT. OF APPEALS                      | N-H                                      |                                       |                       |                           |                        |                       |                            |
| FIRST CIRCUIT                             | 52                                       | 39                                    | 2,241.16              | 17,487.42                 | 1,947.45               | 31,676.03             | 812.21                     |
| SECOND CIRCUIT                            | 243                                      | 211                                   | 11,425.50             | 1,020,163.30              | 40,373.14              | 213,884.54            | 1,013.34                   |
| THIRD CIRCUIT                             | 161                                      | 126                                   | 2,564.75              | 9,605,995                 | 12,020.03              | 110,554.77            | 877.65                     |
| FOURTH CIRCUIT                            | 242                                      | 164                                   | 3,468.00              | 85,010.13                 | 17,355.77              | 105,835.50            | 645.33                     |
| FIFTH CIRCUIT                             | 398                                      | 240                                   | 4,144.30              | 149,795.14                | 22,092.38              | 176,031.77            | 733.46                     |
| SIXTH CIRCUIT                             | 244                                      | 206                                   | 5,731.22              | 116,945.85                | 39,625.37              | 1,123,420.37          | 778.06                     |
| SEVENTH CIRCUIT                           | 223                                      | 123                                   | 3,078.50              | 78,570.69                 | 13,075.59              | 4,726.78              | 778.44                     |
| EIGHTH CIRCUIT                            | 175                                      | 131                                   | 4,452.66              | 53,560.44                 | 15,898.78              | 113,920.22            | 845.62                     |
| NINTH CIRCUIT                             | 279                                      | 218                                   | 6,745.62              | 155,616.44                | 19,992.43              | 182,344.45            | 838.44                     |
| TENTH CIRCUIT                             | 83                                       | 54                                    | 822.50                | 41,646.55                 | 4,175.72               | 45,655.17             | 845.46                     |
| TOTAL                                     | 2,704                                    | 1,770                                 | 46,541.05             | 1,072,347.61              | 192,977.56             | 1,291,865.56          | 821.27                     |
| DISTRICT COURTS                           |  |                                       |                       |                           |                        |                       |                            |
| DIST. COL. CIRCUIT                        |  |                                       |                       |                           |                        |                       |                            |
| U. S. DISTRICT COURT SUPERIOR CT. OF D.C. | 1,385                                    | 1,225                                 | 145,673.00            | 241,783.27                | 6,595.71               | 394,051.68            | 320.54                     |
| JUVENILE COURT                            |  |                                       |                       |                           |                        |                       |                            |
| TOTAL                                     | 1,385                                    | 1,225                                 | 145,673.00            | 241,783.27                | 6,595.71               | 394,051.68            | 320.54                     |
| FIRST CIRCUIT                             |  |                                       |                       |                           |                        |                       |                            |
| MAINE                                     | 75                                       | 72                                    | 3,350.00              | 8,208.50                  | 422.54                 | 12,023.09             | 370.77                     |
| MASSACHUSETTS                             | 467                                      | 375                                   | 50,880.92             | 84,084.51                 | 4,783.74               | 139,748.77            | 372.66                     |
| NEW HAMPSHIRE                             | 15                                       | 14                                    | 1,204.67              | 2,864.58                  | 393.27                 | 4,462.52              | 318.77                     |
| RHODE ISLAND                              | 62                                       | 53                                    | 4,051.50              | 7,637.53                  | 152.63                 | 11,841.66             | 223.42                     |
| PUERTO RICO                               | 265                                      | 130                                   | 15,445.50             | 22,280.65                 | 506.57                 | 36,212.72             | 278.57                     |
| TOTAL                                     | 784                                      | 604                                   | 74,974.59             | 123,055.77                | 6,258.40               | 204,288.76            | 256.72                     |
| SECOND CIRCUIT                            |  |                                       |                       |                           |                        |                       |                            |
| CONNECTICUT                               | 85                                       | 70                                    | 8,514.50              | 16,612.90                 | 877.15                 | 26,004.55             | 371.45                     |
| NEW YORK, N.                              | 161                                      | 89                                    | 27,191.00             | 37,136.95                 | 3,018.60               | 67,346.51             | 756.71                     |
| NEW YORK, E.                              | 791                                      | 716                                   | 10,437.00             | 100,395.22                | 4,740.54               | 208,506.76            | 662.99                     |
| NEW YORK, S.                              | 501                                      | 426                                   | 25,919.16             | 208,090.08                | 13,282.57              | 472,291.61            | 1,108.66                   |
| NEW YORK, W.                              | 177                                      | 149                                   | 30,826.00             | 32,230.61                 | 769.48                 | 64,828.09             | 433.03                     |
| VERMONT                                   | 73                                       | 56                                    | 24,564.90             | 36,847.41                 | 6,253.98               | 67,966.25             | 1,213.68                   |
| TOTAL                                     | 1,378                                    | 1,106                                 | 44,668.66             | 432,315.67                | 29,942.38              | 907,944.61            | 826.92                     |
| THIRD CIRCUIT                             |  |                                       |                       |                           |                        |                       |                            |
| DELAWARE                                  | 97                                       | 88                                    | 12,103.90             | 24,974.05                 | 907.64                 | 37,985.79             | 431.65                     |
| NEW JERSEY                                | 240                                      | 201                                   | 202,037.97            | 114,630.96                | 11,102.82              | 327,773.75            | 1,630.71                   |
| PENNSYLVANIA, E.                          | 344                                      | 287                                   | 6,758.52              | 98,646.29                 | 2,276.31               | 163,681.12            | 570.31                     |
| PENNSYLVANIA, W.                          | 163                                      | 145                                   | 13,725.26             | 37,309.16                 | 2,584.23               | 53,168.65             | 369.70                     |
| PENNSYLVANIA, M.                          | 75                                       | 60                                    | 24,553.50             | 23,879.89                 | 596.79                 | 49,030.18             | 817.16                     |
| VIRGIN ISLANDS                            | 158                                      | 146                                   | 29,680.50             | 24,283.68                 | 1,247.41               | 46,311.59             | 318.51                     |
| TOTAL                                     | 1,077                                    | 929                                   | 335,859.65            | 327,720.63                | 18,815.00              | 678,400.68            | 730.24                     |
| FOURTH CIRCUIT                            |  |                                       |                       |                           |                        |                       |                            |
| MARYLAND                                  | 569                                      | 474                                   | 60,887.28             | 67,765.45                 | 5,390.93               | 134,043.66            | 282.79                     |
| NORTH CAROLINA, E.                        | 245                                      | 215                                   | 35,574.30             | 46,687.26                 | 3,763.65               | 86,025.71             | 400.11                     |
| NORTH CAROLINA, W.                        | 225                                      | 207                                   | 9,855.96              | 48,919.27                 | 3,456.86               | 56,232.11             | 271.55                     |
| NORTH CAROLINA, M.                        | 156                                      | 144                                   | 9,525.41              | 18,485.64                 | 606.65                 | 28,617.70             | 196.75                     |
| SOUTH CAROLINA                            | 203                                      | 173                                   | 4,600.08              | 23,431.06                 | 2,033.62               | 71,473.76             | 413.14                     |
| VIRGINIA, F.                              | 749                                      | 664                                   | 47,071.59             | 116,048.94                | 4,819.65               | 168,740.18            | 254.15                     |
| VIRGINIA, W.                              | 153                                      | 125                                   | 9,559.90              | 16,219.49                 | 838.57                 | 26,617.96             | 157.17                     |
| WEST VIRGINIA, N.                         | 123                                      | 91                                    | 7,255.30              | 16,749.99                 | 969.38                 | 24,974.67             | 274.44                     |
| WEST VIRGINIA, S.                         | 116                                      | 97                                    | 12,599.50             | 77,001.81                 | 1,621.54               | 41,922.85             | 432.19                     |
| TOTAL                                     | 2,539                                    | 2,200                                 | 239,138.34            | 376,000.91                | 27,500.85              | 638,648.10            | 290.70                     |
| FIFTH CIRCUIT                             |  |                                       |                       |                           |                        |                       |                            |
| ALABAMA, N.                               | 437                                      | 422                                   | 51,512.50             | 56,489.66                 | 3,952.61               | 111,954.17            | 265.70                     |
| ALABAMA, M.                               | 178                                      | 149                                   | 17,944.85             | 17,318.26                 | 1,753.96               | 32,017.07             | 214.87                     |
| ALABAMA, S.                               | 141                                      | 130                                   | 25,977.00             | 12,211.74                 | 458.76                 | 39,647.50             | 302.35                     |
| FLORIDA, N.                               | 149                                      | 132                                   | 21,264.00             | 35,000.72                 | 4,211.22               | 60,777.94             | 460.47                     |
| FLORIDA, M.                               | 727                                      | 642                                   | 16,735.81             | 185,010.56                | 17,748.67              | 370,114.44            | 576.51                     |
| FLORIDA, S.                               | 179                                      | 135                                   | 29,325.90             | 42,006.73                 | 1,942.46               | 73,275.59             | 540.78                     |
| GEORGIA, N.                               | 256                                      | 230                                   | 68,063.70             | 47,214.49                 | 5,723.98               | 121,002.17            | 526.69                     |
| GEORGIA, M.                               | 91                                       | 81                                    | 7,114.50              | 8,914.82                  | 572.15                 | 16,601.47             | 204.30                     |
| GEORGIA, S.                               | 357                                      | 333                                   | 23,954.87             | 27,181.07                 | 1,807.55               | 52,947.17             | 158.00                     |
| LOUISIANA, F.                             | 99                                       | 82                                    | 19,164.90             | 13,686.23                 | 489.11                 | 33,339.78             | 406.57                     |
| LOUISIANA, M.                             | 77                                       | 65                                    | 7,146.00              | 12,703.64                 | 217.23                 | 20,156.87             | 305.40                     |
| LOUISIANA, S.                             | 198                                      | 171                                   | 15,052.70             | 26,298.26                 | 1,457.70               | 42,848.74             | 250.57                     |
| MISSISSIPPI, N.                           | 65                                       | 56                                    | 1,305.80              | 19,110.39                 | 6,288.66               | 41,776.85             | 744.76                     |
| MISSISSIPPI, S.                           | 98                                       | 82                                    | 6,120.00              | 10,916.60                 | 1,057.61               | 18,094.30             | 222.66                     |
| TEXAS, N.                                 | 552                                      | 473                                   | 46,100.37             | 45,358.74                 | 2,437.84               | 93,897.00             | 216.82                     |
| TEXAS, E.                                 | 169                                      | 144                                   | 20,347.50             | 33,000.47                 | 1,954.97               | 55,404.84             | 359.77                     |
| TEXAS, S.                                 | 761                                      | 280                                   | 4,927.25              | 42,949.97                 | 2,727.54               | 86,607.76             | 307.10                     |
| TEXAS, W.                                 | 441                                      | 300                                   | 41,760.70             | 45,455.73                 | 4,598.65               | 91,814.98             | 276.04                     |
| TOTAL                                     | 4,775                                    | 3,922                                 | 524,482.30            | 676,360.12                | 59,410.52              | 1,362,255.34          | 347.75                     |

CUMULATIVE PAYMENTS TO PRIVATE ATTORNEYS OUT OF THE APPROPRIATION FOR F.Y. 1977  
AS OF NOVEMBER 30, 1976

| CIRCUIT<br>OR<br>DISTRICT | NUMBER OF<br>PERSONS<br>REPRESENTED<br>BY COUNSEL | NUMBER OF<br>CASES<br>IN WHICH<br>COUNSEL<br>PAID | PAYMENTS TO COUNSEL      |                              |                               | TOTAL PAID<br>TO COUNSEL | AVERAGE<br>PAYMENT<br>TO<br>COUNSEL |
|---------------------------|---|---|--------------------------|------------------------------|-------------------------------|--------------------------|-------------------------------------|
|                           |   |   | IN COURT<br>COMPENSATION | OUT-OF-COURT<br>COMPENSATION | OUT-OF-<br>POCKET<br>EXPENSES |                          |                                     |
| <b>SIXTH CIRCUIT</b>      |   |   |                          |                              |                               |                          |                                     |
| KENTUCKY, F.              | 171   | 153   | 1,9337.00                | 31,134.50                    | 2,048.81                      | 52,520.31                | 345.27                              |
| KENTUCKY, W.              | 819   | 324   | 4,6656.15                | 41,016.57                    | 2,085.82                      | 83,758.54                | 258.51                              |
| MICHIGAN, F.              | 551   | 664   | 9,277.15                 | 183,410.27                   | 11,443.24                     | 287,141.36               | 618.83                              |
| MICHIGAN, W.              | 136   | 121   | 18,624.00                | 29,706.25                    | 8,661.36                      | 52,443.63                | 433.08                              |
| OHIO, W.                  | 283   | 245   | 35,993.75                | 52,074.15                    | 2,226.67                      | 91,224.57                | 372.34                              |
| OHIO, S.                  | 259   | 243   | 45,991.50                | 60,282.82                    | 1,631.66                      | 107,875.98               | 443.93                              |
| TENNESSEE, F.             | 139   | 127   | 20,997.00                | 27,000.00                    | 1,742.73                      | 45,838.46                | 360.93                              |
| TENNESSEE, W.             | 212   | 197   | 29,111.25                | 38,231.10                    | 2,746.60                      | 70,088.95                | 374.00                              |
| TENNESSEE, W.             | 81  | 67  | 26,737.50                | 18,864.43                    | 876.26                        | 46,488.19                | 653.73                              |
| TOTAL                     | 2,191   | 1,931   | 329,737.30               | 478,760.11                   | 28,233.50                     | 837,330.93               | 433.67                              |
| <b>SEVENTH CIRCUIT</b>    |   |   |                          |                              |                               |                          |                                     |
| ILLINOIS, W.              | 515   | 459   | 125,997.00               | 115,585.53                   | 4,245.78                      | 246,428.31               | 526.88                              |
| ILLINOIS, F.              | 196   | 173   | 20,948.00                | 30,698.05                    | 1,997.70                      | 52,744.65                | 304.88                              |
| ILLINOIS, S.              | 70  | 59  | 6,217.10                 | 14,178.93                    | 699.44                        | 21,095.47                | 317.07                              |
| INDIANA, W.               | 189   | 190   | 30,487.75                | 63,740.85                    | 3,165.73                      | 97,393.93                | 511.57                              |
| INDIANA, S.               | 310   | 283   | 36,259.30                | 49,533.15                    | 1,721.16                      | 87,513.61                | 312.53                              |
| WISCONSIN, F.             | 172   | 118   | 11,863.50                | 32,406.82                    | 2,086.14                      | 44,838.46                | 412.00                              |
| WISCONSIN, W.             | 81  | 68  | 8,702.39                 | 25,759.75                    | 1,677.64                      | 36,139.78                | 531.46                              |
| TOTAL                     | 1,483   | 1,337   | 239,575.04               | 332,980.59                   | 16,193.19                     | 588,749.21               | 440.35                              |
| <b>EIGHTH CIRCUIT</b>     |   |   |                          |                              |                               |                          |                                     |
| ARKANSAS, E.              | 207   | 186   | 23,068.30                | 42,488.94                    | 1,636.20                      | 67,223.52                | 361.30                              |
| ARKANSAS, W.              | 60  | 50  | 7,559.00                 | 5,718.85                     | 434.51                        | 9,712.36                 | 154.71                              |
| IOWA, W.                  | 81  | 62  | 6,518.40                 | 13,215.80                    | 1,830.25                      | 21,564.45                | 347.91                              |
| IOWA, S.                  | 82  | 78  | 12,146.50                | 12,646.55                    | 775.38                        | 25,568.83                | 327.80                              |
| MINNESOTA                 | 205   | 188   | 30,024.94                | 30,562.16                    | 2,120.16                      | 62,708.66                | 435.03                              |
| MISSOURI, E.              | 289   | 242   | 29,402.90                | 31,626.33                    | 4,036.58                      | 65,065.81                | 268.88                              |
| MISSOURI, W.              | 64  | 53  | 22,677.25                | 1,254.54                     | 1,684.93                      | 26,616.72                | 680.80                              |
| NEBRASKA                  | 121   | 105   | 13,277.60                | 20,121.62                    | 1,576.71                      | 34,975.92                | 333.11                              |
| NORTH DAKOTA              | 125   | 119   | 20,672.00                | 20,758.38                    | 19,184.97                     | 60,615.35                | 519.37                              |
| SOUTH DAKOTA              | 342   | 307   | 26,088.95                | 75,353.17                    | 15,227.45                     | 116,669.57               | 373.51                              |
| TOTAL                     | 1,576   | 1,390   | 181,435.84               | 288,757.54                   | 48,507.31                     | 518,700.69               | 373.16                              |
| <b>NINTH CIRCUIT</b>      |   |   |                          |                              |                               |                          |                                     |
| ALASKA                    | 132   | 110   | 12,849.40                | 43,533.15                    | 1,023.16                      | 57,405.71                | 521.87                              |
| ARIZONA                   | 1,278   | 1,194   | 81,632.20                | 157,971.52                   | 10,574.96                     | 250,129.68               | 219.07                              |
| CALIFORNIA, N.            | 179   | 161   | 34,647.20                | 73,008.78                    | 4,968.14                      | 112,624.12               | 695.80                              |
| CALIFORNIA, E.            | 434   | 384   | 32,802.00                | 52,392.61                    | 4,767.79                      | 89,961.66                | 224.27                              |
| CALIFORNIA, C.            | 1,112   | 1,086   | 18,816.15                | 231,732.95                   | 13,387.15                     | 433,281.65               | 395.27                              |
| CALIFORNIA, S.            | 2,053   | 1,864   | 14,210.00                | 194,453.32                   | 9,115.50                      | 345,668.82               | 185.00                              |
| HAWAII                    | 190   | 172   | 13,888.00                | 43,126.71                    | 1,269.05                      | 58,283.76                | 338.91                              |
| IDAHO                     | 106   | 101   | 7,564.50                 | 20,731.77                    | 1,838.36                      | 30,134.63                | 286.36                              |
| MONTANA                   | 236   | 219   | 13,955.00                | 50,242.49                    | 4,500.52                      | 68,698.01                | 314.68                              |
| NEVADA                    | 87  | 82  | 10,327.00                | 22,154.00                    | 695.45                        | 33,176.45                | 404.51                              |
| OREGON                    | 123   | 111   | 31,690.00                | 49,138.94                    | 2,909.97                      | 83,738.91                | 754.41                              |
| WASHINGTON, E.            | 175   | 160   | 17,023.67                | 33,138.56                    | 2,799.44                      | 52,961.67                | 321.07                              |
| WASHINGTON, W.            | 210   | 190   | 48,690.50                | 83,352.34                    | 6,367.20                      | 138,410.04               | 728.47                              |
| GUAM                      | 16  | 16  | 4,115.10                 | 3,879.31                     |                               | 7,994.41                 | 499.65                              |
| TOTAL                     | 6,329   | 5,850   | 539,446.12               | 1,058,786.25                 | 64,216.69                     | 1,672,449.66             | 301.27                              |
| <b>TENTH CIRCUIT</b>      |   |   |                          |                              |                               |                          |                                     |
| COLORADO                  | 104   | 87  | 13,459.28                | 8,407.59                     | 574.60                        | 22,441.47                | 257.54                              |
| KANSAS                    | 120   | 108   | 17,453.00                | 24,388.95                    | 1,066.36                      | 42,908.31                | 397.20                              |
| NEW MEXICO                | 159   | 144   | 20,588.30                | 23,281.40                    | 2,132.27                      | 46,001.97                | 319.44                              |
| OKLAHOMA, N.              | 114   | 95  | 19,182.50                | 14,535.00                    | 349.43                        | 34,066.93                | 358.51                              |
| OKLAHOMA, E.              | 82  | 73  | 13,945.00                | 13,988.29                    | 2,457.24                      | 30,390.53                | 416.31                              |
| OKLAHOMA, W.              | 262   | 231   | 29,546.62                | 41,645.83                    | 1,642.65                      | 72,835.10                | 315.20                              |
| UTAH                      | 87  | 71  | 32,729.00                | 28,964.41                    | 654.52                        | 62,348.33                | 878.10                              |
| WYOMING                   | 114   | 107   | 4,356.50                 | 9,177.50                     | 360.60                        | 13,894.60                | 129.65                              |
| TOTAL                     | 1,042   | 916   | 151,260.20               | 164,388.97                   | 9,238.07                      | 324,887.24               | 354.68                              |
| TOTAL, DIST. COURTS       | 24,303  | 21,414  | 3,410,228.94             | 4,496,925.12                 | 310,511.64                    | 8,217,665.70             | 383.75                              |
| GRAND TOTAL               | 26,507  | 22,987  | 3,456,769.99             | 5,545,272.13                 | 503,489.14                    | 9,505,531.26             | 413.60                              |

CUMULATIVE PAYMENTS TO PRIVATE ATTORNEYS OUT OF THE APPROPRIATION FOR F.Y. 1978 AS OF NOVEMBER 30, 1978

| CIRCUIT OR DISTRICT  | NUMBER OF PERSONS REPRESENTED BY COUNSEL | NUMBER OF CASES IN WHICH COUNSEL PAID | PAYMENTS TO COUNSEL   |                           |                        | TOTAL PAID TO COUNSEL | AVERAGE PAYMENT TO COUNSEL |
|----------------------|--|---------------------------------------|-----------------------|---------------------------|------------------------|-----------------------|----------------------------|
|                      |  |                                       | IN COURT COMPENSATION | OUT-OF-COURT COMPENSATION | OUT-OF-POCKET EXPENSES |                       |                            |
| SUPREME COURT        | 2  | 2                                     | 120.00                | 1,747.00                  | 908.65                 | 2,775.65              | 1,387.82                   |
| COURTS OF APPEALS    |  |                                       |                       |                           |                        |                       |                            |
| D. C. CIRCUIT        |  |                                       |                       |                           |                        |                       |                            |
| U. S. CT. OF APPEALS | 90                                       | 20                                    | 523.42                | 14,899.48                 | 897.11                 | 16,319.61             | 815.97                     |
| D. C. CT. OF APPEALS | N-H                                      |                                       |                       |                           |                        |                       |                            |
| FIRST CIRCUIT        | 33                                       | 12                                    | 195.00                | 5,745.76                  | 647.67                 | 6,588.43              | 549.76                     |
| SECOND CIRCUIT       | 225                                      | 145                                   | 5,921.00              | 107,986.31                | 24,006.67              | 137,913.98            | 651.20                     |
| THIRD CIRCUIT        | 131                                      | 36                                    | 448.50                | 2,555.15                  | 2,428.76               | 5,432.41              | 734.27                     |
| FOURTH CIRCUIT       | 166                                      | 24                                    | 384.00                | 17,613.00                 | 2,593.55               | 15,589.55             | 649.59                     |
| FIFTH CIRCUIT        | 365                                      | 74                                    | 822.00                | 36,536.03                 | 5,071.97               | 42,439.00             | 616.04                     |
| SIXTH CIRCUIT        | 250                                      | 75                                    | 2,010.50              | 41,540.50                 | 12,647.25              | 54,198.25             | 769.80                     |
| SEVENTH CIRCUIT      | 159                                      | 27                                    | 432.00                | 13,189.25                 | 1,975.00               | 15,596.25             | 577.63                     |
| EIGHTH CIRCUIT       | 182                                      | 59                                    | 1,311.50              | 35,784.38                 | 5,925.27               | 42,021.15             | 727.81                     |
| NINTH CIRCUIT        | 155                                      | 40                                    | 525.00                | 20,842.35                 | 3,100.60               | 24,467.95             | 611.65                     |
| TENTH CIRCUIT        | 83                                       | 17                                    | 159.00                | 11,007.00                 | 607.67                 | 11,773.67             | 692.56                     |
| TOTAL                | 1,841                                    | 529                                   | 12,851.92             | 327,372.81                | 60,810.67              | 401,035.40            | 758.11                     |
| DISTRICT COURTS      |  |                                       |                       |                           |                        |                       |                            |
| DIST. COL. CIRCUIT   |  |                                       |                       |                           |                        |                       |                            |
| U. S. DISTRICT COURT | 1,158                                    | 926                                   | 85,540.60             | 159,034.72                | 5,341.20               | 249,916.62            | 302.76                     |
| SUPERIOR CT. OF D.C. | N-H                                      |                                       |                       |                           |                        |                       |                            |
| JUVENILE COURT       | N-H                                      |                                       |                       |                           |                        |                       |                            |
| TOTAL                | 1,158                                    | 826                                   | 85,540.60             | 159,034.72                | 5,341.20               | 249,916.62            | 302.76                     |
| FIRST CIRCUIT        |  |                                       |                       |                           |                        |                       |                            |
| MAINE                | 55                                       | 43                                    | 3,017.00              | 7,841.74                  | 613.46                 | 11,472.20             | 271.44                     |
| MASSACHUSETTS        | 487                                      | 255                                   | 30,408.92             | 47,202.44                 | 2,313.65               | 77,924.45             | 305.51                     |
| NEW HAMPSHIRE        | 28                                       | 22                                    | 3,091.56              | 7,165.75                  | 408.68                 | 10,665.91             | 484.81                     |
| RHODE ISLAND         | 68                                       | 42                                    | 4,401.50              | 6,980.25                  | 140.75                 | 11,522.50             | 274.34                     |
| PUERTO RICO          | 91                                       | 47                                    | 6,424.75              | 10,932.35                 | 552.16                 | 17,909.26             | 381.74                     |
| TOTAL                | 729                                      | 409                                   | 47,343.67             | 78,122.53                 | 4,228.26               | 129,694.46            | 317.26                     |
| SECOND CIRCUIT       |  |                                       |                       |                           |                        |                       |                            |
| CONNECTICUT          | 113                                      | 67                                    | 4,295.00              | 17,047.88                 | 427.40                 | 21,770.28             | 324.90                     |
| NEW YORK, N.         | 100                                      | 67                                    | 8,826.00              | 16,050.47                 | 1,752.85               | 26,629.32             | 357.45                     |
| NEW YORK, E.         | 329                                      | 212                                   | 99,155.50             | 72,290.57                 | 3,015.68               | 172,461.75            | 813.48                     |
| NEW YORK, S.         | 404                                      | 256                                   | 111,543.25            | 90,442.04                 | 2,609.71               | 204,595.00            | 799.15                     |
| NEW YORK, W.         | 136                                      | 85                                    | 10,966.75             | 19,556.00                 | 228.33                 | 23,751.08             | 279.42                     |
| VERMONT              | 56                                       | 44                                    | 2,113.40              | 11,682.30                 | 1,007.37               | 14,803.07             | 334.43                     |
| TOTAL                | 1,138                                    | 731                                   | 236,899.90            | 220,069.41                | 7,013.34               | 464,011.65            | 624.76                     |
| THIRD CIRCUIT        |  |                                       |                       |                           |                        |                       |                            |
| DELAWARE             | 75                                       | 58                                    | 3,162.00              | 14,147.81                 | 1,204.69               | 18,514.50             | 319.11                     |
| NEW JERSEY           | 114                                      | 67                                    | 19,819.00             | 27,059.80                 | 1,689.04               | 48,567.84             | 355.19                     |
| PENNSYLVANIA, E.     | 218                                      | 152                                   | 18,466.00             | 38,054.10                 | 1,664.73               | 56,984.83             | 262.75                     |
| PENNSYLVANIA, M.     | 134                                      | 113                                   | 6,499.50              | 23,479.40                 | 1,605.25               | 31,584.15             | 275.91                     |
| PENNSYLVANIA, W.     | 96                                       | 61                                    | 11,572.50             | 18,347.26                 | 735.60                 | 30,655.36             | 318.14                     |
| VIRGIN ISLANDS       | 130                                      | 74                                    | 10,948.30             | 10,322.30                 | 66.60                  | 21,337.20             | 263.34                     |
| TOTAL                | 767                                      | 525                                   | 70,467.30             | 127,445.67                | 6,964.58               | 204,877.55            | 350.21                     |
| FOURTH CIRCUIT       |  |                                       |                       |                           |                        |                       |                            |
| MARYLAND             | 505                                      | 379                                   | 27,094.25             | 43,936.09                 | 5,092.77               | 76,123.11             | 315.95                     |
| NORTH CAROLINA, E.   | 251                                      | 185                                   | 34,549.80             | 36,333.50                 | 2,110.60               | 72,993.90             | 354.07                     |
| NORTH CAROLINA, M.   | 257                                      | 230                                   | 10,529.30             | 36,825.32                 | 2,531.64               | 49,886.24             | 210.57                     |
| NORTH CAROLINA, W.   | 159                                      | 134                                   | 9,324.56              | 15,941.70                 | 581.94                 | 25,848.20             | 192.47                     |
| SOUTH CAROLINA       | 106                                      | 75                                    | 19,196.59             | 11,355.01                 | 1,011.75               | 31,567.35             | 410.91                     |
| VIRGINIA, E.         | 580                                      | 492                                   | 34,271.67             | 76,917.82                 | 3,418.72               | 114,607.21            | 232.94                     |
| VIRGINIA, W.         | 129                                      | 115                                   | 7,705.33              | 15,547.20                 | 812.62                 | 24,065.15             | 215.77                     |
| WEST VIRGINIA, N.    | 58                                       | 36                                    | 2,567.50              | 5,433.66                  | 662.41                 | 8,633.57              | 242.04                     |
| WEST VIRGINIA, S.    | 72                                       | 41                                    | 8,201.50              | 13,355.32                 | 716.24                 | 22,273.06             | 343.94                     |
| TOTAL                | 2,117                                    | 1,687                                 | 153,439.09            | 250,699.32                | 16,938.55              | 426,076.96            | 252.76                     |
| FIFTH CIRCUIT        |  |                                       |                       |                           |                        |                       |                            |
| ALABAMA, N.          | 400                                      | 360                                   | 31,023.75             | 46,214.13                 | 3,076.51               | 80,314.39             | 223.04                     |
| ALABAMA, M.          | 142                                      | 117                                   | 11,438.00             | 10,134.02                 | 908.63                 | 22,480.65             | 192.44                     |
| ALABAMA, S.          | 90                                       | 73                                    | 7,625.00              | 7,068.15                  | 1,664.15               | 14,857.30             | 213.55                     |
| FLORIDA, N.          | 52                                       | 39                                    | 6,225.00              | 9,003.43                  | 1,269.55               | 16,497.98             | 430.22                     |
| FLORIDA, M.          | 476                                      | 336                                   | 136,181.89            | 144,938.59                | 40,178.59              | 321,298.07            | 956.24                     |
| FLORIDA, S.          | 146                                      | 76                                    | 25,221.83             | 27,540.70                 | 4,568.37               | 57,330.90             | 714.35                     |
| GEORGIA, N.          | 145                                      | 105                                   | 17,277.55             | 19,507.23                 | 1,136.25               | 37,921.03             | 361.11                     |
| GEORGIA, M.          | 84                                       | 68                                    | 8,397.30              | 10,721.11                 | 1,417.61               | 20,536.02             | 312.00                     |
| GEORGIA, S.          | 63                                       | 47                                    | 8,634.00              | 8,877.80                  | 531.24                 | 18,043.04             | 322.40                     |
| LOUISIANA, E.        | 92                                       | 61                                    | 5,699.00              | 5,783.40                  | 494.97                 | 11,977.37             | 261.97                     |
| LOUISIANA, M.        | 67                                       | 48                                    | 4,930.90              | 7,859.60                  | 706.65                 | 12,597.15             | 270.77                     |
| LOUISIANA, W.        | 123                                      | 97                                    | 7,235.50              | 21,235.22                 | 1,404.11               | 29,875.83             | 257.71                     |
| MISSISSIPPI, N.      | 48                                       | 37                                    | 11,824.30             | 10,454.30                 | 3,501.53               | 25,780.33             | 666.76                     |
| MISSISSIPPI, S.      | 72                                       | 59                                    | 4,445.00              | 9,071.75                  | 948.78                 | 14,465.53             | 244.50                     |
| TEXAS, N.            | 479                                      | 345                                   | 35,319.99             | 37,657.14                 | 1,862.24               | 74,839.37             | 216.02                     |
| TEXAS, E.            | 122                                      | 81                                    | 6,128.50              | 11,000.14                 | 1,060.14               | 18,188.78             | 224.55                     |
| TEXAS, S.            | 519                                      | 325                                   | 53,477.40             | 50,599.34                 | 3,804.60               | 107,881.34            | 331.04                     |
| TEXAS, W.            | 475                                      | 326                                   | 36,181.45             | 42,070.32                 | 3,392.45               | 81,644.22             | 251.86                     |
| TOTAL                | 3,595                                    | 2,600                                 | 417,226.63            | 482,878.17                | 70,327.52              | 970,432.32            | 273.04                     |

CUMULATIVE PAYMENTS TO PRIVATE ATTORNEYS OUT OF THE APPROPRIATION FOR F.Y. 1978  
AS OF NOVEMBER 30, 1978

| CIRCUIT<br>OR<br>DISTRICT  | NUMBER OF<br>PERSONS<br>REPRESENTED<br>BY COUNSEL | NUMBER OF<br>CASES<br>IN WHICH<br>COUNSEL<br>PAID | PAYMENTS TO COUNSEL      |                              |                               | TOTAL PAID<br>TO COUNSEL | AVERAGE<br>PAYMENT<br>TO<br>COUNSEL |
|----------------------------|---|---|--------------------------|------------------------------|-------------------------------|--------------------------|-------------------------------------|
|                            |   |   | IN COURT<br>COMPENSATION | OUT-OF-COURT<br>COMPENSATION | OUT-OF-<br>POCKET<br>EXPENSES |                          |                                     |
| <b>SIXTH CIRCUIT</b>       |   |   |                          |                              |                               |                          |                                     |
| KENTUCKY, E.               | 133   | 118   | 13,643.50                | 26,720.30                    | 206.01                        | 41,270.81                | 349.81                              |
| KENTUCKY, W.               | 311   | 275   | 26,239.25                | 32,620.92                    | 861.51                        | 59,721.68                | 217.87                              |
| MICHIGAN, E.               | 283   | 158   | 28,325.00                | 44,040.99                    | 2,633.59                      | 74,999.58                | 474.68                              |
| MICHIGAN, W.               | 129   | 77  | 8,748.50                 | 16,707.21                    | 1,882.09                      | 27,337.71                | 353.02                              |
| OHIO, N.                   | 216   | 157   | 18,752.44                | 31,797.80                    | 653.09                        | 51,203.33                | 236.12                              |
| OHIO, S.                   | 260   | 213   | 24,474.50                | 40,715.15                    | 2,045.04                      | 67,234.69                | 258.62                              |
| TENNESSEE, E.              | 105   | 86  | 6,178.40                 | 13,277.43                    | 711.71                        | 20,167.54                | 234.40                              |
| TENNESSEE, M.              | 157   | 143   | 13,715.30                | 26,493.99                    | 1,255.87                      | 41,465.16                | 283.40                              |
| TENNESSEE, W.              | 78  | 51  | 5,942.10                 | 10,631.50                    | 364.57                        | 16,938.17                | 332.79                              |
| <b>TOTAL</b>               | <b>1,711</b>                                      | <b>1,278</b>                                      | <b>146,019.99</b>        | <b>243,020.49</b>            | <b>11,314.08</b>              | <b>400,353.56</b>        | <b>333.26</b>                       |
| <b>SEVENTH CIRCUIT</b>     |   |   |                          |                              |                               |                          |                                     |
| ILLINOIS, N.               | 443   | 282   | 62,625.00                | 56,187.74                    | 1,690.04                      | 120,502.78               | 427.34                              |
| ILLINOIS, E.               | 147   | 103   | 10,169.62                | 20,415.29                    | 1,285.19                      | 31,870.10                | 309.41                              |
| ILLINOIS, S.               | 106   | 94  | 9,447.00                 | 17,212.93                    | 503.15                        | 27,163.08                | 288.56                              |
| INDIANA, N.                | 154   | 115   | 17,300.90                | 38,883.59                    | 1,645.11                      | 57,829.60                | 502.86                              |
| INDIANA, S.                | 329   | 263   | 24,200.60                | 43,276.91                    | 1,027.66                      | 72,505.17                | 275.68                              |
| WISCONSIN, E.              | 106   | 68  | 4,385.10                 | 13,824.51                    | 584.74                        | 18,794.35                | 276.38                              |
| WISCONSIN, W.              | 68  | 40  | 3,075.90                 | 11,941.00                    | 876.89                        | 15,893.79                | 357.84                              |
| <b>TOTAL</b>               | <b>1,353</b>                                      | <b>965</b>  | <b>135,204.12</b>        | <b>211,741.67</b>            | <b>7,620.78</b>               | <b>344,566.57</b>        | <b>357.06</b>                       |
| <b>EIGHTH CIRCUIT</b>      |   |   |                          |                              |                               |                          |                                     |
| ARKANSAS, E.               | 199   | 174   | 16,347.50                | 35,721.49                    | 1,154.90                      | 53,223.89                | 295.80                              |
| ARKANSAS, W.               | 67  | 43  | 3,473.50                 | 4,354.00                     | 318.54                        | 8,146.04                 | 189.44                              |
| IOWA, N.                   | 40  | 27  | 1,647.00                 | 4,667.60                     | 524.50                        | 6,839.10                 | 253.30                              |
| IOWA, S.                   | 153   | 93  | 13,604.50                | 14,930.72                    | 382.92                        | 28,918.14                | 310.94                              |
| MINNESOTA                  | 176   | 134   | 15,759.00                | 34,157.97                    | 2,004.87                      | 51,921.84                | 367.47                              |
| MISSOURI, E.               | 230   | 141   | 17,620.53                | 15,980.95                    | 1,512.45                      | 35,113.93                | 249.03                              |
| MISSOURI, W.               | 54  | 45  | 10,853.71                | 10,091.18                    | 701.29                        | 21,646.18                | 481.00                              |
| NEBRASKA                   | 114   | 75  | 7,317.50                 | 12,838.14                    | 1,004.34                      | 21,159.94                | 287.13                              |
| NORTH DAKOTA               | 101   | 86  | 11,630.60                | 14,234.18                    | 1,626.24                      | 27,491.02                | 319.66                              |
| SOUTH DAKOTA               | 207   | 135   | 12,152.40                | 34,272.48                    | 6,855.88                      | 53,280.76                | 354.67                              |
| <b>TOTAL</b>               | <b>1,341</b>                                      | <b>953</b>  | <b>110,406.24</b>        | <b>181,248.71</b>            | <b>16,085.89</b>              | <b>307,740.84</b>        | <b>322.91</b>                       |
| <b>NINTH CIRCUIT</b>       |   |   |                          |                              |                               |                          |                                     |
| ALASKA                     | 78  | 46  | 4,067.50                 | 16,615.60                    | 620.97                        | 21,304.07                | 463.13                              |
| ARIZONA                    | 1,242   | 985   | 36,691.55                | 75,868.63                    | 4,346.86                      | 116,907.04               | 118.68                              |
| CALIFORNIA, N.             | 273   | 156   | 22,257.75                | 41,357.00                    | 2,731.87                      | 66,346.62                | 425.29                              |
| CALIFORNIA, E.             | 286   | 210   | 18,338.00                | 26,897.84                    | 1,155.56                      | 46,391.40                | 220.50                              |
| CALIFORNIA, S.             | 805   | 769   | 107,584.00               | 145,122.95                   | 7,602.82                      | 260,309.77               | 326.50                              |
| CALIFORNIA, W.             | 3,023   | 2,682   | 68,797.50                | 110,738.00                   | 3,486.77                      | 183,022.27               | 68.24                               |
| HAWAII                     | 147   | 92  | 5,245.00                 | 23,525.13                    | 554.03                        | 29,324.16                | 318.74                              |
| IDAHO                      | 324   | 253   | 8,063.40                 | 23,742.19                    | 1,907.97                      | 33,713.56                | 133.25                              |
| MONTANA                    | 171   | 156   | 10,674.00                | 38,864.90                    | 3,579.22                      | 53,118.12                | 340.00                              |
| NEVADA                     | 56  | 30  | 3,711.50                 | 8,622.50                     | 272.15                        | 12,606.15                | 420.20                              |
| OREGON                     | 113   | 80  | 17,265.00                | 32,427.00                    | 2,240.87                      | 51,932.87                | 649.16                              |
| WASHINGTON, E.             | 119   | 100   | 6,920.40                 | 15,948.20                    | 921.37                        | 23,789.97                | 237.29                              |
| WASHINGTON, W.             | 136   | 100   | 20,175.60                | 35,714.60                    | 2,157.61                      | 58,047.81                | 580.47                              |
| UTAH                       | 4   | 4   | 233.00                   | 840.50                       |                               | 1,073.50                 | 268.37                              |
| <b>TOTAL</b>               | <b>6,777</b>                                      | <b>5,663</b>                                      | <b>330,024.20</b>        | <b>596,285.24</b>            | <b>31,578.07</b>              | <b>957,887.51</b>        | <b>169.14</b>                       |
| <b>TENTH CIRCUIT</b>       |   |   |                          |                              |                               |                          |                                     |
| COLORADO                   | 92  | 60  | 18,735.70                | 14,172.70                    | 620.65                        | 33,529.05                | 558.81                              |
| KANSAS                     | 113   | 92  | 12,926.99                | 22,719.20                    | 738.63                        | 36,384.82                | 357.48                              |
| NEW MEXICO                 | 139   | 99  | 9,687.40                 | 15,111.15                    | 2,208.71                      | 27,007.26                | 272.81                              |
| OKLAHOMA, N.               | 118   | 92  | 6,608.17                 | 7,257.02                     | 64.30                         | 13,929.49                | 151.40                              |
| OKLAHOMA, E.               | 72  | 58  | 12,665.00                | 7,071.23                     | 545.28                        | 20,281.51                | 349.68                              |
| OKLAHOMA, W.               | 158   | 121   | 15,554.50                | 20,160.74                    | 685.23                        | 36,400.47                | 300.83                              |
| UTAH                       | 93  | 43  | 5,105.00                 | 8,912.93                     | 574.81                        | 14,592.74                | 339.38                              |
| WYOMING                    | 80  | 62  | 4,911.00                 | 8,420.10                     | 538.81                        | 13,869.91                | 223.70                              |
| <b>TOTAL</b>               | <b>865</b>  | <b>627</b>  | <b>86,194.76</b>         | <b>103,825.07</b>            | <b>5,976.41</b>               | <b>195,996.24</b>        | <b>312.59</b>                       |
| <b>TOTAL, DIST. COURTS</b> | <b>21,551</b>                                     | <b>16,264</b>                                     | <b>1,818,765.53</b>      | <b>2,649,331.30</b>          | <b>183,417.48</b>             | <b>4,651,514.31</b>      | <b>266.00</b>                       |
| <b>GRAND TOTAL</b>         | <b>23,392</b>                                     | <b>16,795</b>                                     | <b>1,831,617.45</b>      | <b>2,976,704.11</b>          | <b>244,228.15</b>             | <b>5,052,545.71</b>      | <b>300.27</b>                       |

## EXHIBIT D-1

CLAIMS FOR COMPENSATION IN EXCESS OF \$1,000 FOR EXTENDED OR COMPLEX  
 REPRESENTATION BY ATTORNEYS IN FELONY CASES  
 FOR FISCAL YEAR 1977 AS OF  
 SEPTEMBER 30, 1978

| <u>Circuit/District</u>    | <u>Charge</u>                        | <u>Compensation Paid</u> |
|----------------------------|--------------------------------------|--------------------------|
| <u>TOTAL -- ALL COURTS</u> | ( 845 cases )                        | <u>\$2,631,387.47</u>    |
| I. <u>Court of Appeals</u> | ( 115 cases )                        | <u>185,298.40</u>        |
| First Circuit              | ( 2 cases )                          | <u>2,418.33</u>          |
|                            | Armed Robbery                        | 1,042.00                 |
|                            | False Statements on Loan Application | 1,376.33                 |
| Second Circuit             | ( 35 cases )                         | <u>55,221.86</u>         |
|                            | Gambling                             | 1,020.00                 |
|                            | Bank Robbery                         | 1,033.50                 |
|                            | Narcotics, Conspiracy                | 1,060.00                 |
|                            | Bringing In/Harboring Aliens         | 1,060.00                 |
|                            | Narcotics, Conspiracy                | 1,090.00                 |
|                            | White Slave Traffic                  | 1,170.00                 |
|                            | Conspiracy to Defraud V.A.           | 1,170.00                 |
|                            | Bank Robbery                         | 1,180.00                 |
|                            | Interstate Trans. Stolen Properties  | 1,200.00                 |
|                            | Fraud, Conspiracy                    | 1,227.70                 |
|                            | Distribute, Possession of Narcotics  | 1,230.00                 |
|                            | Bank Robbery                         | 1,280.00                 |
|                            | Narcotics Violation                  | 1,290.00                 |
|                            | Bank Robbery                         | 1,303.01                 |
|                            | Narcotics, Conspiracy                | 1,352.50                 |
|                            | Conspiracy, Embezzlement             | 1,378.00                 |
|                            | Narcotics, Conspiracy                | 1,380.00                 |
|                            | False Income Tax Returns             | 1,389.90                 |
|                            | Conspiracy, Distribute Narcotics     | 1,490.00                 |
|                            | Kidnapping, etc.                     | 1,500.00                 |
|                            | Entry of Goods by False Statement    | 1,530.00                 |
|                            | Bank Robbery                         | 1,540.00                 |
|                            | Defraud U.S., Conspiracy             | 1,638.70                 |
|                            | Conspiracy to Deal in Narcotics      | 1,680.00                 |
|                            | Counterfeit Conspiracy               | 1,800.00                 |
|                            | Bank Robbery, Conspiracy             | 1,842.25                 |
|                            | Bribery                              | 1,850.30                 |
|                            | Bank Robbery                         | 1,885.00                 |
|                            | Transport Stolen Motor Vehicle       | 1,890.00                 |
|                            | Defraud, Sale Stolen Securities      | 2,000.00                 |
|                            | Bank Robbery                         | 2,103.00                 |
|                            | Stock Fraud, Mail Fraud              | 2,225.00                 |
|                            | Defraud IRS                          | 2,500.00                 |
|                            | Extortionate Credit Transactions     | 2,740.00                 |
|                            | Narcotics Violation                  | 3,193.00                 |

## EXHIBIT D-1

CLAIMS FOR COMPENSATION IN EXCESS OF \$1,000 FOR EXTENDED OR COMPLEX  
 REPRESENTATION BY ATTORNEYS IN FELONY CASES  
 FOR FISCAL YEAR 1977 AS OF  
 SEPTEMBER 30, 1978

| <u>Circuit/District</u>             | <u>Charge</u>                                     | <u>Compensation Paid</u> |
|-------------------------------------|---|--------------------------|
| I. <u>Court of Appeals (cont'd)</u> |   |                          |
| Third Circuit                       | ( 15 cases )                                      | <u>23,613.10</u>         |
|                                     | Narcotics, Conspiracy                             | 1,030.00                 |
|                                     | Possession Stolen Government<br>Property          | 1,075.10                 |
|                                     | Conspiracy, Bank Robbery                          | 1,270.00                 |
|                                     | Narcotics, Distribute, Conspiracy                 | 1,295.00                 |
|                                     | Interstate Transportation<br>Stolen Vehicle       | 1,466.00                 |
|                                     | Bank Robbery with Dangerous Weapon                | 1,480.00                 |
|                                     | Bank Robbery with Dangerous Weapon                | 1,500.00                 |
|                                     | Kidnapping, etc.                                  | 1,500.00                 |
|                                     | First Degree Murder, Assault                      | 1,500.00                 |
|                                     | Murder of Postal Employee                         | 1,521.00                 |
|                                     | First Degree Murder                               | 1,536.00                 |
|                                     | Narcotics, Conspiracy                             | 1,595.00                 |
|                                     | Bank Robbery, Murder, Conspiracy                  | 2,000.00                 |
|                                     | Bank Robbery, Murder, Conspiracy                  | 2,140.00                 |
|                                     | Bank Robbery, Murder, Conspiracy                  | 2,705.00                 |
| Fourth Circuit                      | ( 1 case )  | <u>1,400.00</u>          |
|                                     | Extortion--Interstate Commerce                    | 1,400.00                 |
| Fifth Circuit                       | ( 29 cases )                                      | <u>50,350.17</u>         |
|                                     | Embezzlement, Conspiracy                          | 1,030.00                 |
|                                     | Postal Fraud                                      | 1,060.00                 |
|                                     | Submit False Statements to FHA                    | 1,120.00                 |
|                                     | Bank Robbery                                      | 1,159.00                 |
|                                     | Narcotics, Possession, Distribute                 | 1,210.00                 |
|                                     | Incite/Cause Mutiny or Riot                       | 1,240.00                 |
|                                     | Incite/Cause Mutiny or Riot                       | 1,330.00                 |
|                                     | Interstate Transportation<br>Stolen Credit Card   | 1,335.00                 |
|                                     | Narcotics, Possession                             | 1,339.20                 |
|                                     | Receipt Stolen Mail, Forgery                      | 1,350.00                 |
|                                     | Firearm Acquisition Violation                     | 1,360.00                 |
|                                     | Interstate Transportation Stolen<br>Motor Vehicle | 1,445.00                 |
|                                     | Interstate Transportation Stolen<br>Motor Vehicle | 1,505.00                 |
|                                     | Conspiracy, Violation of Interstate<br>Commerce   | 1,509.94                 |
|                                     | Bank Robbery                                      | 1,510.00                 |

CLAIMS FOR COMPENSATION IN EXCESS OF \$1,000 FOR EXTENDED OR COMPLEX  
REPRESENTATION BY ATTORNEYS IN FELONY CASES  
FOR FISCAL YEAR 1977 AS OF  
SEPTEMBER 30, 1978

| <u>Circuit/District</u>                    | <u>Charge</u>   | <u>Compensation Paid</u> |
|--|---|--------------------------|
| <b>I. <u>Court of Appeals (cont'd)</u></b> |   |                          |
|  | Bank Robbery  | 1,570.00                 |
|  | Bank Robbery, Grand Larceny                               | 1,725.00                 |
|  | Conspiracy Counterfeit                                    | 1,800.00                 |
|  | Receiving Firearms & Making<br>False Statements           | 1,870.00                 |
|  | Racketeering  | 1,880.00                 |
|  | Narcotics Violations                                      | 1,895.00                 |
|  | Transportation Stolen Goods                               | 1,935.00                 |
|  | Interstate Transportation Stolen<br>Goods                 | 1,939.53                 |
|  | Narcotics Violations                                      | 1,987.50                 |
|  | Escape, Mutiny/Riot                                       | 2,000.00                 |
|  | Illegal Gambling, Lottery                                 | 2,330.00                 |
|  | Assault   | 2,480.00                 |
|  | Conspiracy, Postal Fraud                                  | 2,935.00                 |
|  | Firearms Violation, Assault                               | 4,500.00                 |
| <b>Sixth Circuit</b>                       | <b>( 1 case )</b>   | <b><u>1,730.00</u></b>   |
|  | Bank Robbery  | 1,730.00                 |
| <b>Seventh Circuit</b>                     | <b>( 6 cases )</b>  | <b><u>12,191.43</u></b>  |
|  | Narcotics   | 1,441.73                 |
|  | Violation Interstate Shipments                            | 1,500.00                 |
|  | Illegal Gambling, Narcotics,<br>Murder, Felonious Assault | 1,750.00                 |
|  | Postal Fraud  | 1,999.70                 |
|  | Narcotics, Illegal Gambling<br>Racketeering               | 2,000.00                 |
|  | Explosive Material Violation                              | 3,500.00                 |
| <b>Eighth Circuit</b>                      | <b>( 10 cases )</b>                                       | <b><u>16,026.87</u></b>  |
|  | Distributing Heroin                                       | 1,066.00                 |
|  | Distributing Narcotics                                    | 1,110.00                 |
|  | Possession of Firearms                                    | 1,428.00                 |
|  | Bank Robbery  | 1,490.00                 |
|  | Bank Robbery  | 1,500.00                 |
|  | Receipt Stolen Securities                                 | 1,500.00                 |
|  | Distribute Heroin   | 1,565.00                 |
|  | Second Degree Murder                                      | 1,837.87                 |
|  | Aiding & Abetting Bank Robbery                            | 2,030.00                 |
|  | Distribute, Possession Narcotics                          | 2,500.00                 |

## EXHIBIT D-1

CLAIMS FOR COMPENSATION IN EXCESS OF \$1,000 FOR EXTENDED OR COMPLEX  
 REPRESENTATION BY ATTORNEYS IN FELONY CASES  
 FOR FISCAL YEAR 1977 AS OF  
 SEPTEMBER 30, 1978

| <u>Circuit/District</u>             | <u>Charge</u>                                  | <u>Compensation Paid</u> |
|-------------------------------------|--|--------------------------|
| I. <u>Court of Appeals (cont'd)</u> |  |                          |
| Ninth Circuit                       | ( 15 cases )                                   | <u>20,346.64</u>         |
|                                     | Mail Fraud                                     | 1,014.40                 |
|                                     | Possession, Distribute Narcotics               | 1,055.00                 |
|                                     | Harboring Aliens                               | 1,073.00                 |
|                                     | Import/Export Controlled Substance             | 1,105.00                 |
|                                     | Mail Fraud                                     | 1,133.00                 |
|                                     | Importing Narcotics                            | 1,147.00                 |
|                                     | Conspiracy                                     | 1,186.00                 |
|                                     | Obstruct, Delay Commerce                       | 1,250.00                 |
|                                     | Mail Fraud                                     | 1,340.00                 |
|                                     | Narcotics Violation                            | 1,369.24                 |
|                                     | Narcotics Distribution                         | 1,400.00                 |
|                                     | Narcotics Violation                            | 1,440.00                 |
|                                     | Narcotics Distribution                         | 1,854.00                 |
|                                     | Narcotics Distribution                         | 1,870.00                 |
|                                     | Fraud (Securities)                             | 2,110.00                 |
| D.C. Court of Appeals               | ( 1 case )                                     | <u>2,000.00</u>          |
|                                     | Armed Robbery                                  | 2,000.00                 |
| II. <u>District Courts</u>          | ( 730 cases )                                  | <u>2,446,089.17</u>      |
| <u>First Circuit</u>                | ( 7 cases )                                    | <u>14,685.04</u>         |
| Massachusetts                       | Conspire to Counterfeit U.S.<br>Treasury Notes | 1,420.00                 |
|                                     | Narcotics Conspiracy                           | 1,500.00                 |
|                                     | Armed Robbery                                  | 1,635.00                 |
|                                     | Conspiracy, Threat to Injure                   | 2,910.00                 |
|                                     | Threatening Communications                     | 3,330.04                 |
| Puerto Rico                         | Theft/Receipt Stolen Mail                      | 1,530.00                 |
|                                     | Felonious Assault                              | 2,360.00                 |
| <u>Second Circuit</u>               | ( 128 cases )                                  | <u>488,895.82</u>        |
| Connecticut                         | Fraud/Import Merchandise                       | 2,983.00                 |
| New York, N.                        | Defraud U.S. Government                        | 4,980.00                 |
| New York, E.                        | Conspiracy, Murder                             | 1,209.00                 |
|                                     | Importing Cocaine                              | 1,210.00                 |
|                                     | Bank Robbery, Conspiracy                       | 1,290.00                 |
|                                     | Extortion, Racketeering                        | 1,315.00                 |



CLAIMS FOR COMPENSATION IN EXCESS OF \$1,000 FOR EXTENDED OR COMPLEX  
REPRESENTATION BY ATTORNEYS IN FELONY CASES  
FOR FISCAL YEAR 1977 AS OF  
SEPTEMBER 30, 1978

| <u>Circuit/District</u>             | <u>Charge</u>  | <u>Compensation Paid</u> |
|-------------------------------------|--|--------------------------|
| <u>II. District Courts (cont'd)</u> |  |                          |
|                                     | Counterfeit U.S. Currency                              | 1,330.00                 |
|                                     | Attempted Bank Robbery                                 | 1,360.00                 |
|                                     | Bank Robbery & Conspiracy                              | 1,425.00                 |
|                                     | Possession Stolen Mail                                 | 1,480.00                 |
|                                     | Bank Robbery   | 1,510.00                 |
|                                     | Uttering Counterfeit Obligations                       | 1,822.06                 |
|                                     | Racketeering and Counterfeiting                        | 1,907.50                 |
|                                     | Narcotics Violation                                    | 1,935.00                 |
|                                     | Narcotics Conspiracy                                   | 2,215.00                 |
|                                     | Selective Service Violation                            | 2,464.00                 |
|                                     | Conspiracy to Defraud U.S.                             | 2,950.00                 |
|                                     | Conspiracy to Distribute<br>Narcotics                  | 3,357.50                 |
|                                     | Firearms Violations                                    | 3,620.00                 |
|                                     | Conspiracy, Arson, Defraud<br>Insurance Company        | 3,789.69                 |
|                                     | Firearms Violation                                     | 4,060.00                 |
|                                     | Defraud U.S./Interstate & Foreign<br>Travel, Extortion | 9,130.00                 |
|                                     | Postal Fraud, Swindles                                 | 9,189.00                 |
|                                     | Postal Fraud, Swindles                                 | 9,395.15                 |
|                                     | Postal Fraud, Swindles                                 | 11,879.90                |
|                                     | Mail Fraud/Interstate Transactions                     | 12,479.00                |
| New York, S.                        | Possession Narcotics                                   | 1,114.75                 |
|                                     | Narcotics Violations                                   | 1,133.00                 |
|                                     | Bank Robbery   | 1,150.00                 |
|                                     | Bank Robbery   | 1,170.60                 |
|                                     | Narcotics Violations                                   | 1,190.00                 |
|                                     | Narcotics Violations                                   | 1,250.00                 |
|                                     | Narcotics Violations                                   | 1,250.00                 |
|                                     | Bank Robbery   | 1,291.50                 |
|                                     | Escape   | 1,300.00                 |
|                                     | Conspiracy Against Citizens Rights                     | 1,300.00                 |
|                                     | Bribery of IRS Agent                                   | 1,310.00                 |
|                                     | Postal Fraud   | 1,345.00                 |
|                                     | Bank Robbery   | 1,349.00                 |
|                                     | Bank Robbery   | 1,395.00                 |
|                                     | Firearms Violation                                     | 1,400.00                 |
|                                     | Embezzlement   | 1,400.00                 |
|                                     | Narcotics Violations                                   | 1,406.72                 |
|                                     | Narcotics Violations                                   | 1,424.49                 |
|                                     | Armed Bank Robbery                                     | 1,425.00                 |
|                                     | Narcotics Violation                                    | 1,435.00                 |
|                                     | Violation of Selective Service Law                     | 1,438.57                 |

CLAIMS FOR COMPENSATION IN EXCESS OF \$1,000 FOR EXTENDED OR COMPLEX  
REPRESENTATION BY ATTORNEYS IN FELONY CASES  
FOR FISCAL YEAR 1977 AS OF  
SEPTEMBER 30, 1978

| <u>Circuit/District</u>                    | <u>Charge</u>   | <u>Compensation Paid</u> |
|--|---|--------------------------|
| <b>II. <u>District Courts (cont'd)</u></b> |   |                          |
|  | Bank Robbery  | 1,440.70                 |
|  | Narcotics Violations                                  | 1,500.00                 |
|  | Mail Fraud, Perjury                                   | 1,500.00                 |
|  | Mail Theft  | 1,555.00                 |
|  | Conspiracy, Possession Narcotics                      | 1,612.50                 |
|  | Conspiracy (Juvenile)                                 | 1,647.00                 |
|  | Transportation Forged Securities                      | 1,725.00                 |
|  | Narcotics Violation                                   | 1,735.00                 |
|  | Firearms Violations                                   | 1,770.00                 |
|  | Narcotics Violation                                   | 1,785.00                 |
|  | Narcotics Violation                                   | 1,788.04                 |
|  | Uttering Counterfeit Obligations                      | 1,827.50                 |
|  | Narcotics Violation                                   | 1,884.40                 |
|  | Narcotics Violation                                   | 1,915.00                 |
|  | Narcotics Violation                                   | 1,925.54                 |
|  | Conspiracy, Dyer Act                                  | 2,000.00                 |
|  | Conspiracy, Dyer Act                                  | 2,000.00                 |
|  | Bank Robbery  | 2,039.80                 |
|  | Interstate Transportation Stolen<br>Goods             | 2,082.50                 |
|  | Violation Food Stamp Act                              | 2,150.00                 |
|  | Narcotics Violation                                   | 2,155.00                 |
|  | Bank Robbery  | 2,220.00                 |
|  | Filing Fraudulent Report                              | 2,273.50                 |
|  | Narcotics Violation                                   | 2,325.00                 |
|  | Medicaid Fraud  | 2,400.00                 |
|  | Attempt to Evade Tax                                  | 2,438.00                 |
|  | Conspiracy Against Rights of<br>Citizen               | 2,500.00                 |
|  | Narcotics Violation                                   | 2,512.50                 |
|  | Violation of Food Stamps                              | 2,536.80                 |
|  | Conspiracy Fraud                                      | 2,550.00                 |
|  | Narcotics Violation                                   | 2,662.00                 |
|  | Narcotics Violation                                   | 2,695.00                 |
|  | Bank Robbery  | 2,837.00                 |
|  | Narcotics Violation                                   | 2,900.00                 |
|  | Narcotics Violation                                   | 3,105.00                 |
|  | Narcotics Violations                                  | 3,145.00                 |
|  | Narcotics Violations                                  | 3,230.00                 |
|  | Defraud U.S. Conspiracy                               | 3,240.00                 |
|  | Narcotics Violations                                  | 3,500.00                 |
|  | Bank Robbery  | 3,645.00                 |
|  | Kidnapping  | 4,100.00                 |
|  | Narcotics Violations                                  | 4,383.97                 |
|  | Postal Fraud  | 4,417.50                 |
|  | Conspiracy, Interstate Transportation<br>Stolen Goods | 4,420.00                 |

CLAIMS FOR COMPENSATION IN EXCESS OF \$1,000 FOR EXTENDED OR COMPLEX  
REPRESENTATION BY ATTORNEYS IN FELONY CASES  
FOR FISCAL YEAR 1977 AS OF  
SEPTEMBER 30, 1978

| <u>Circuit/District</u>             | <u>Charge</u>                                | <u>Compensation Paid</u> |
|-------------------------------------|--|--------------------------|
| <u>II. District Courts (cont'd)</u> |  |                          |
|                                     | Mail Fraud                                   | 4,677.50                 |
|                                     | Mail Fraud                                   | 4,872.50                 |
|                                     | Narcotics Violation                          | 5,065.00                 |
|                                     | Narcotics Violation                          | 5,378.21                 |
|                                     | Narcotics Violation                          | 5,490.00                 |
|                                     | Narcotics Violation                          | 5,797.50                 |
|                                     | Narcotics Violation                          | 6,375.00                 |
|                                     | Narcotics Violation                          | 6,387.50                 |
|                                     | Narcotics Violation                          | 6,415.00                 |
|                                     | Narcotics Conspiracy                         | 6,925.00                 |
|                                     | Narcotics Violation                          | 7,034.00                 |
|                                     | False Claims Against U.S.                    | 7,100.00                 |
|                                     | Defraud U.S., Conspiracy                     | 8,935.00                 |
|                                     | Stock Fraud                                  | 9,655.47                 |
|                                     | Mail Fraud                                   | 9,775.00                 |
|                                     | Narcotics Violations                         | 10,265.47                |
|                                     | Narcotics Violations                         | 10,467.50                |
|                                     | Narcotics Violations                         | 10,640.00                |
|                                     | Securities Fraud                             | 14,052.50                |
|                                     | Stock Fraud                                  | 14,590.70                |
|                                     | Stock Fraud                                  | 17,581.09                |
|                                     | Stock Fraud                                  | 20,298.80                |
| New York, W.                        | Bank Robbery                                 | 1,085.00                 |
|                                     | Bank Robbery                                 | 1,263.00                 |
|                                     | Bank Robbery, Conspiracy                     | 1,350.00                 |
|                                     | Narcotics Possession, Distribute             | 1,477.40                 |
|                                     | Bank Robbery                                 | 1,501.70                 |
|                                     | Bank Robbery                                 | 1,929.00                 |
|                                     | Narcotics Conspiracy                         | 1,987.00                 |
|                                     | Bank Robbery                                 | 2,297.50                 |
| Vermont                             | Narcotics Possession, Distribute             | 1,300.00                 |
|                                     | Transportation Stolen Securities             | 3,323.00                 |
|                                     | Stolen Checks, Conspiracy                    | 3,839.50                 |
|                                     | Possession Stolen Property                   | 4,990.80                 |
|                                     | Aiding/Abetting Bank Robbery                 | 8,017.00                 |
|                                     | Possession Stolen Property                   | 9,093.00                 |
|                                     | Possession Stolen Property                   | 11,824.50                |
| <u>Third Circuit</u>                | ( 107 cases )                                | <u>375,289.73</u>        |
| Delaware                            | Receive Stolen Money                         | 1,256.00                 |
|                                     | Bank Fraud Embezzlement                      | 3,235.00                 |
|                                     | Interstate Transportation Stolen<br>Property | 15,015.00                |

## EXHIBIT D-1

CLAIMS FOR COMPENSATION IN EXCESS OF \$1,000 FOR EXTENDED OR COMPLEX  
REPRESENTATION BY ATTORNEYS IN FELONY CASES  
FOR FISCAL YEAR 1977 AS OF  
SEPTEMBER 30, 1978

| <u>Circuit/District</u>             | <u>Charge</u>  | <u>Compensation Paid</u> |
|-------------------------------------|--|--------------------------|
| II. <u>District Courts (cont'd)</u> |  |                          |
| New Jersey                          | Conspiracy to Distribute Heroin                      | 1,460.00                 |
|                                     | Misapplication of Bank Notes                         | 1,460.29                 |
|                                     | Narcotics Possession, Distribute                     | 1,500.00                 |
|                                     | Bribery by a Public Official                         | 1,560.00                 |
|                                     | Interstate Transportation Stolen<br>Vehicle          | 1,575.00                 |
|                                     | Conspiracy, Bank Robbery, Aid &<br>Abet              | 1,654.00                 |
|                                     | Bank Robbery   | 1,655.00                 |
|                                     | Bank Larceny, Conspiracy                             | 1,749.00                 |
|                                     | Conspiracy, Possession, Distribute<br>Heroin         | 1,956.00                 |
|                                     | Bank Robbery   | 2,200.00                 |
|                                     | Conspiracy, Theft from Interstate<br>Shipment        | 2,300.00                 |
|                                     | Conspiracy, Extortion, Interference<br>with Commerce | 2,770.00                 |
|                                     | Manufacture and Possess<br>Methamphetamine           | 2,836.00                 |
|                                     | Conspiracy, Distribute Narcotics                     | 2,900.00                 |
|                                     | Forging & Uttering Treasury Checks                   | 2,923.00                 |
|                                     | Narcotics Possession, Distribute                     | 3,071.65                 |
|                                     | Narcotics Possession, Distribute                     | 3,800.00                 |
|                                     | Narcotics Possession, Distribute                     | 3,999.95                 |
|                                     | Narcotics Possession, Distribute                     | 4,000.00                 |
|                                     | Narcotics Possession, Distribute                     | 4,000.00                 |
|                                     | Conspiracy, Kidnapping, Bank Robbery                 | 4,004.87                 |
|                                     | Kidnapping, Robbery                                  | 4,195.00                 |
|                                     | Mail Fraud   | 4,645.00                 |
|                                     | Narcotics, Possession, Distribute                    | 4,900.00                 |
|                                     | Narcotics, Possession, Distribute                    | 4,900.00                 |
|                                     | Narcotics, Possession, Distribute                    | 4,905.42                 |
|                                     | Narcotics, Possession, Distribute                    | 4,994.80                 |
|                                     | Narcotics, Possession, Distribute                    | 4,997.00                 |
|                                     | Narcotics, Possession, Distribute                    | 5,000.00                 |
|                                     | Narcotics, Possession, Distribute                    | 5,000.00                 |
|                                     | Narcotics, Possession, Distribute                    | 5,000.00                 |
|                                     | Narcotics, Possession, Distribute                    | 5,000.00                 |
|                                     | Narcotics, Possession, Distribute                    | 5,000.00                 |
|                                     | Narcotics, Possession, Distribute                    | 5,000.00                 |
|                                     | Narcotics, Possession, Distribute                    | 5,000.40                 |
|                                     | Narcotics, Possession, Distribute                    | 5,003.00                 |
|                                     | Narcotics, Possession, Distribute                    | 5,010.00                 |

CLAIMS FOR COMPENSATION IN EXCESS OF \$1,000 FOR EXTENDED OR COMPLEX  
REPRESENTATION BY ATTORNEYS IN FELONY CASES  
FOR FISCAL YEAR 1977 AS OF  
SEPTEMBER 30, 1978

| <u>Circuit/District</u>             | <u>Charge</u>                                      | <u>Compensation Paid</u> |
|-------------------------------------|--|--------------------------|
| <u>II. District Courts (cont'd)</u> |  |                          |
|                                     | Narcotics, Possession, Distribute                  | 5,110.00                 |
|                                     | Narcotics, Possession, Distribute                  | 5,400.00                 |
|                                     | Narcotics, Possession, Distribute                  | 5,500.00                 |
|                                     | Narcotics, Possession, Distribute                  | 5,500.00                 |
|                                     | Narcotics, Possession, Distribute                  | 5,509.00                 |
|                                     | Narcotics, Possession, Distribute                  | 5,524.51                 |
|                                     | Narcotics, Possession, Distribute                  | 6,000.00                 |
|                                     | Narcotics, Possession, Distribute                  | 6,637.80                 |
|                                     | Conspiracy, Possession, Distribute<br>Heroin       | 7,399.58                 |
|                                     | Conspiracy, Possession, Distribute<br>Heroin       | 7,420.00                 |
|                                     | Conspiracy, Possession, Distribute<br>Heroin       | 7,500.00                 |
|                                     | Conspiracy, Possession, Distribute<br>Heroin       | 7,500.00                 |
|                                     | Conspiracy, Possession, Distribute<br>Heroin       | 7,500.00                 |
|                                     | Conspiracy, Theft of Government<br>Property        | 7,993.70                 |
|                                     | Conspiracy, Theft of Government<br>Property        | 8,331.12                 |
|                                     | Conspiracy, Mail Fraud, Securities<br>fraud        | 16,935.00                |
| Pennsylvania, E.                    | Conspiracy   | 1,205.00                 |
|                                     | Firearms Offenses                                  | 1,209.00                 |
|                                     | Conspiracy   | 1,315.00                 |
|                                     | Distribution of Controlled Substance               | 1,321.00                 |
|                                     | Narcotics Possession, Distribute                   | 1,365.00                 |
|                                     | Narcotics Possession, Distribute                   | 1,384.00                 |
|                                     | Bank Robbery, Kidnapping, Extortion,<br>Conspiracy | 1,397.50                 |
|                                     | Distribution Narcotics                             | 1,450.00                 |
|                                     | Obstruction of Mail, Possession<br>Stolen Property | 1,478.00                 |
|                                     | Distribution of Heroin                             | 1,485.00                 |
|                                     | Conspiracy to Transport Stolen<br>Securities       | 1,845.00                 |
|                                     | Manufacture Drugs                                  | 1,872.00                 |
|                                     | Bank Robbery, Conspiracy                           | 1,884.00                 |
|                                     | Bank Robbery, Conspiracy                           | 1,999.00                 |
|                                     | Conspiracy to Distribute Heroin                    | 2,000.00                 |
|                                     | Conspiracy to Distribute Heroin                    | 2,000.00                 |
|                                     | Distribution of Controlled<br>Substance            | 2,030.00                 |

CLAIMS FOR COMPENSATION IN EXCESS OF \$1,000 FOR EXTENDED OR COMPLEX  
REPRESENTATION BY ATTORNEYS IN FELONY CASES  
FOR FISCAL YEAR 1977 AS OF  
SEPTEMBER 30, 1978

| <u>Circuit/District</u>             | <u>Charge</u>                                 | <u>Compensation Paid</u> |
|-------------------------------------|---|--------------------------|
| <u>II. District Courts (cont'd)</u> |   |                          |
|                                     | Bank Robbery, Aiding & Abetting               | 2,080.00                 |
|                                     | Interstate Trans. Stolen Property             | 2,290.00                 |
|                                     | Narcotics, Conspiracy                         | 2,300.00                 |
|                                     | Bank Robbery, Conspiracy                      | 2,340.00                 |
|                                     | Bank Robbery                                  | 2,500.00                 |
|                                     | Forgery of Contracts, Aiding & Abetting       | 2,572.00                 |
|                                     | Manufacture, Possess Firearms                 | 2,635.00                 |
|                                     | Manufacture, Possess Firearms                 | 2,765.00                 |
|                                     | Bank Robbery, Conspiracy, Aiding and Abetting | 2,770.00                 |
|                                     | Narcotics Possession, Distribute              | 2,845.00                 |
| Pennsylvania, M.                    | Receiving, Possession of Firearms             | 1,110.00                 |
|                                     | Assault                                       | 1,490.40                 |
|                                     | False Statements to HUD                       | 1,501.00                 |
|                                     | Assault of Federal Officer                    | 2,030.00                 |
|                                     | Assault                                       | 2,189.75                 |
|                                     | Murder  | 2,296.00                 |
|                                     | Assault                                       | 2,324.00                 |
|                                     | Murder  | 4,047.65                 |
| Pennsylvania, W.                    | Narcotics Violations                          | 1,160.00                 |
|                                     | Murder  | 1,230.00                 |
|                                     | Possession/Stolen Government Check            | 1,400.00                 |
|                                     | Armed Robbery                                 | 1,500.00                 |
|                                     | Perjury                                       | 1,682.50                 |
|                                     | Bank Robbery                                  | 1,860.00                 |
|                                     | Interstate Trans. Stolen Securities           | 1,868.04                 |
|                                     | Narcotics, Distribute, Conspiracy             | 1,925.00                 |
|                                     | Illegal Gambling                              | 1,992.40                 |
|                                     | Interstate Trans. Stolen Securities           | 2,462.50                 |
|                                     | Narcotics, Conspiracy                         | 2,515.00                 |
|                                     | Anti-Trust Securities Fraud                   | 3,882.40                 |
|                                     | Narcotics Violation                           | 7,724.50                 |
| Virgin Island                       | First Degree Murder                           | 1,097.00                 |
|                                     | First Degree Murder                           | 1,473.00                 |
| <u>Fourth Circuit</u>               | ( 20 cases )                                  | <u>59,521.85</u>         |
| Maryland                            | Conspiracy to Escape                          | 1,479.60                 |
|                                     | Firearms Violation                            | 1,480.00                 |
|                                     | Conspiracy to Defraud U.S.                    | 1,500.00                 |
|                                     | Narcotics, Possession, Distribute             | 1,800.00                 |
|                                     | Conspiracy to Deliver Heroin                  | 2,000.00                 |
|                                     | Narcotics Violations                          | 2,200.00                 |

CLAIMS FOR COMPENSATION IN EXCESS OF \$1,000 FOR EXTENDED OR COMPLEX  
REPRESENTATION BY ATTORNEYS IN FELONY CASES  
FOR FISCAL YEAR 1977 AS OF  
SEPTEMBER 30, 1978

| <u>Circuit/District</u>                    | <u>Charge</u>  | <u>Compensation Paid</u> |
|--|--|--------------------------|
| <b>II. <u>District Courts (cont'd)</u></b> |  |                          |
|  | Obstruction of Justice   | 2,500.00                 |
|  | Narcotics Violations   | 3,000.00                 |
|  | Mail Fraud, Prohibited Activities                                    | 7,000.00                 |
| North Carolina, E.                         | Involuntary Servitude  | 2,378.41                 |
|  | Involuntary Servitude  | 2,750.00                 |
| South Carolina                             | Conspiracy, Interstate Transportation<br>Stolen Property             | 1,604.73                 |
|  | Armed Bank Robbery   | 1,639.25                 |
|  | Armed Bank Robbery   | 1,650.00                 |
|  | Conspiracy, Interstate Transportation<br>Stolen Property             | 1,709.93                 |
|  | Conspiracy, Defraud, Transport<br>Stolen Property                    | 6,683.02                 |
|  | Conspiracy, Interstate Transportation<br>Stolen Property, Aid & Abet | 7,158.60                 |
|  | Conspiracy; Receipt of Stolen<br>Property                            | 7,449.31                 |
| Virginia, E.                               | Drug Conspiracy  | 1,565.00                 |
|  | Drug conspiracy  | 1,974.00                 |
| <u>Fifth Circuit</u>                       | ( 92 cases )   | <u>382,087.48</u>        |
| Alabama, N.                                | Bank Robbery   | 1,150.00                 |
|  | Conspiracy, Narcotics  | 1,315.00                 |
|  | Narcotics Possession, Conspiracy                                     | 1,395.00                 |
|  | Narcotics Possession, Conspiracy                                     | 1,716.00                 |
|  | Possession, Intent to Distribute<br>Controlled Substance             | 1,900.00                 |
| Alabama, M.                                | Bank Robbery   | 1,425.00                 |
| Alabama, S.                                | Postal Fraud   | 1,185.00                 |
| Florida, N.                                | Possession, Intent to Distribute<br>Controlled Substance             | 1,105.00                 |
|  | Attempted Escape   | 1,717.50                 |
|  | Attempted Escape   | 1,752.00                 |
|  | Attempted Escape, Ransom   | 1,780.00                 |
|  | Possession w/Intent to Distribute<br>Controlled Substance            | 2,660.00                 |
|  | Possession w/Intent to Distribute<br>Controlled Substance            | 3,985.00                 |

## EXHIBIT D-1

CLAIMS FOR COMPENSATION IN EXCESS OF \$1,000 FOR EXTENDED OR COMPLEX  
 REPRESENTATION BY ATTORNEYS IN FELONY CASES  
 FOR FISCAL YEAR 1977 AS OF  
 SEPTEMBER 30, 1978

| <u>Circuit/District</u>             | <u>Charge</u>   | <u>Compensation Paid</u> |
|-------------------------------------|---|--------------------------|
| <u>II. District Courts (cont'd)</u> |   |                          |
|                                     | Possession w/Intent to Distribute<br>Controlled Substance | 4,939.00                 |
| Florida, M.                         | Narcotics Violations                                      | 1,134.37                 |
|                                     | Bank Robbery  | 1,200.00                 |
|                                     | Illegal Gambling  | 1,250.00                 |
|                                     | Import Controlled Substance                               | 1,300.00                 |
|                                     | Forge & Counterfeit Obligations<br>of U.S.                | 1,461.00                 |
|                                     | Narcotics, Distribute, Possession                         | 1,527.00                 |
|                                     | Conspiracy, Import Marijuana                              | 1,610.00                 |
|                                     | Arson, Conspiracy, Mail Fraud                             | 1,815.00                 |
|                                     | Illegal Gambling  | 1,860.00                 |
|                                     | Illegal Gambling  | 2,000.00                 |
|                                     | Illegal Gambling  | 2,008.00                 |
|                                     | Narcotics Violation                                       | 2,020.00                 |
|                                     | Narcotics Violation, Conspiracy                           | 2,751.61                 |
|                                     | Narcotics Violations, Conspiracy                          | 2,949.41                 |
|                                     | Racketeering Activities                                   | 3,260.00                 |
|                                     | Conspiracy, Arson   | 10,757.25                |
|                                     | Conspiracy, Arson, Mail Fraud                             | 10,961.00                |
|                                     | Conspiracy, Arson, Mail Fraud                             | 11,939.95                |
|                                     | Conspiracy, Arson, Mail Fraud                             | 12,648.75                |
|                                     | Racketeering  | 13,260.82                |
|                                     | Conspiracy, Arson, Mail Fraud                             | 13,734.75                |
|                                     | Conspiracy, Arson, Mail Fraud                             | 13,788.00                |
|                                     | Conspiracy, Arson, Mail Fraud                             | 13,941.00                |
|                                     | Conspiracy, Arson, Mail Fraud                             | 14,227.50                |
|                                     | Conspiracy, Arson, Mail Fraud                             | 14,560.50                |
|                                     | Racketeering  | 15,519.00                |
|                                     | Racketeering  | 16,434.99                |
|                                     | Racketeering  | 18,508.00                |
|                                     | Racketeering  | 22,198.00                |
| Florida, S.                         | Narcotics, Conspiracy                                     | 1,070.00                 |
|                                     | Narcotics, Conspiracy                                     | 1,080.00                 |
|                                     | Narcotics, Conspiracy                                     | 1,750.00                 |
|                                     | Possession of Cocaine                                     | 2,288.00                 |
|                                     | Mail Fraud, Securities Fraud,<br>Conspiracy               | 3,212.50                 |
|                                     | Racketeering  | 3,245.00                 |
|                                     | Cocaine Conspiracy  | 3,442.00                 |
|                                     | Conspiracy, Fraud   | 4,734.00                 |



## EXHIBIT D-1

CLAIMS FOR COMPENSATION IN EXCESS OF \$1,000 FOR EXTENDED OR COMPLEX  
REPRESENTATION BY ATTORNEYS IN FELONY CASES  
FOR FISCAL YEAR 1977 AS OF  
SEPTEMBER 30, 1978

| <u>Circuit/District</u>            | <u>Charge</u>                                 | <u>Compensation Paid</u>       |          |
|------------------------------------|---|--------------------------------|----------|
| <b>I. District Courts (cont'd)</b> |   |                                |          |
| Georgia, N.                        | Dispense & Distribute Narcotics               | 1,165.00                       |          |
|                                    | Bank Robbery, Firearms,<br>Conspiracy         | 1,200.00                       |          |
|                                    | Bank Robbery, Firearms                        | 1,270.00                       |          |
|                                    | Income Tax Fraud                              | 1,330.00                       |          |
|                                    | Conspiracy, Theft from Interstate<br>Shipment | 1,682.00                       |          |
|                                    | Conspiracy, Theft from Interstate<br>Shipment | 1,684.65                       |          |
|                                    | Mail Fraud                                    | 1,765.00                       |          |
|                                    | Conspiracy, Theft from Interstate<br>Shipment | 2,050.00                       |          |
|                                    | Conspiracy, Theft from Interstate<br>Shipment | 2,184.80                       |          |
|                                    | Conspiracy, Theft from Interstate<br>Shipment | 2,187.00                       |          |
|                                    | Transportation of Stolen Vehicle              | 2,685.00                       |          |
|                                    | Conspiracy to Distribute Narcotics            | 3,641.00                       |          |
|                                    | Conspiracy, Theft from Interstate<br>Pipeline | 3,765.00                       |          |
|                                    | Conspiracy, Theft from Interstate<br>Shipment | 4,214.85                       |          |
|                                    | Conspiracy, Theft from Interstate<br>Shipment | 4,770.00                       |          |
|                                    | Conspiracy, Theft from Interstate<br>Shipment | 5,193.08                       |          |
|                                    | Conspiracy, Theft from Interstate<br>Pipeline | 5,261.00                       |          |
|                                    | Conspiracy, Theft from Interstate<br>Pipeline | 5,947.73                       |          |
|                                    | Georgia, M.                                   | Conspiracy, Distribute Cocaine | 1,341.00 |
|                                    | Georgia, S.                                   | Bank Robbery                   | 1,717.50 |
| Conspiracy, Illegal Gambling       |   | 1,900.00                       |          |
| Louisiana, E.                      | Conspiracy/Attempt to Distribute<br>Narcotics | 1,145.00                       |          |
|                                    | Possession w/Intent to Distribute<br>Heroin   | 1,415.00                       |          |
|                                    | Conspiracy to Defraud U.S.                    | 1,492.50                       |          |
|                                    | Narcotics Violation                           | 1,632.50                       |          |
|                                    | Narcotics Violation                           | 1,790.00                       |          |
|                                    | Narcotics Violation                           | 2,240.00                       |          |
|                                    | Narcotics Violation                           | 2,780.00                       |          |

## EXHIBIT D-1

CLAIMS FOR COMPENSATION IN EXCESS OF \$1,000 FOR EXTENDED OR COMPLEX  
REPRESENTATION BY ATTORNEYS IN FELONY CASES  
FOR FISCAL YEAR 1977 AS OF  
SEPTEMBER 30, 1978

| <u>Circuit/District</u>                    | <u>Charge</u>                                | <u>Compensation Paid</u> |
|--|--|--------------------------|
| <b>II. <u>District Courts (cont'd)</u></b> |  |                          |
| Louisiana, W.                              | Bank Robbery                                 | 2,450.00                 |
| Mississippi, S.                            | Murder                                       | 1,592.45                 |
| Texas, N.                                  | Mail Fraud                                   | 1,860.00                 |
| Texas, E.                                  | Aiding/Abetting Bank Robbery                 | 1,015.00                 |
|  | Murder on Government Reservation             | 2,250.00                 |
|  | Murder on Government Reservation             | 2,250.00                 |
|  | Interstate Transportation Stolen Cattle      | 6,820.00                 |
| Texas, S.                                  | Obstruction of Investigation                 | 1,775.00                 |
|  | Passing/Uttering Counterfeit Obligation      | 2,345.00                 |
| Texas, W.                                  | Narcotics Violations                         | 1,430.00                 |
|  | Conspiracy, Sale of Stolen Goods             | 1,918.02                 |
|  | Conspiracy to Defraud Government             | 3,553.00                 |
|  | Conspiracy to Defraud Government             | 3,907.50                 |
| <u>Sixth Circuit</u>                       | ( 48 cases )                                 | <u>276,023.33</u>        |
| Kentucky, E.                               | Threatening Life of President                | 1,246.00                 |
|  | Bank Robbery, Firearms Violation             | 1,250.00                 |
|  | Bank Robbery, Firearms Violation             | 1,250.00                 |
|  | Bank Robbery                                 | 1,320.00                 |
|  | Escape                                       | 1,878.00                 |
|  | Bank Robbery                                 | 2,500.00                 |
|  | Bank Robbery                                 | 2,500.00                 |
| Kentucky, W.                               | Bank Robbery                                 | 1,500.00                 |
|  | Possession, Distribute, Narcotics            | 2,664.00                 |
|  | Bank Robbery                                 | 2,684.94                 |
|  | Bank Robbery                                 | 2,735.30                 |
|  | Bank Robbery                                 | 2,746.52                 |
| Michigan, E.                               | Firearms Violation                           | 1,190.00                 |
|  | Narcotics Violations                         | 1,296.00                 |
|  | Narcotics Violations                         | 1,300.00                 |
|  | Transportation Stolen Goods                  | 1,570.06                 |
|  | Narcotics Violations, Conspiracy             | 1,800.00                 |
|  | Narcotics Violations                         | 2,000.00                 |
|  | Narcotics Violations, Conspiracy             | 2,036.00                 |
|  | Conspiracy/Distribution Controlled Substance | 2,535.00                 |

## EXHIBIT D-1

CLAIMS FOR COMPENSATION IN EXCESS OF \$1,000 FOR EXTENDED OR COMPLEX  
REPRESENTATION BY ATTORNEYS IN FELONY CASES  
FOR FISCAL YEAR 1977 AS OF  
SEPTEMBER 30, 1978

| <u>Circuit/District</u>                    | <u>Charge</u>  | <u>Compensation Paid</u> |
|--|--|--------------------------|
| <b>II. <u>District Courts (cont'd)</u></b> |  |                          |
|  | Scheme to Defraud, Transportation<br>Stolen Property                   | 2,819.00                 |
|  | Aiding/Abetting Armed Bank Robbery                                     | 3,032.00                 |
|  | Anti-Trust Violation   | 3,050.00                 |
|  | Armed Bank Robbery   | 3,790.00                 |
|  | Postal Fraud   | 4,096.00                 |
|  | Anti-Trust Violation   | 4,845.00                 |
|  | Anti-Trust Violation   | 7,136.00                 |
|  | Murder, Poisoning, Conspiracy  | 35,700.00                |
|  | Murder, Poisoning, Conspiracy  | 37,381.02                |
|  | Murder, Poisoning, Conspiracy  | 57,772.00                |
| Ohio, N.                                   | Bank Robbery   | 1,500.00                 |
|  | Possession of Counterfeit<br>Obligation                                | 1,819.32                 |
|  | Embezzlement   | 2,282.00                 |
| Ohio, S.                                   | Racketeering   | 2,743.00                 |
|  | Bombing  | 5,092.00                 |
|  | Racketeering, Mail Fraud,<br>Narcotics, Transport Stolen<br>Securities | 10,006.00                |
|  | Narcotics, Racketeering  | 11,525.00                |
|  | Racketeering   | 11,902.50                |
| Tennessee, M.                              | Bank Robbery   | 2,200.00                 |
|  | Bank Robbery   | 2,690.00                 |
|  | Mail Fraud   | 5,307.50                 |
|  | Mail Fraud, Conspiracy   | 5,353.17                 |
| Tennessee, W.                              | Narcotics, Distribute, Conspiracy                                      | 1,790.00                 |
|  | Narcotics, Distribute, Conspiracy                                      | 2,790.00                 |
|  | Narcotics, Distribute, Conspiracy                                      | 2,800.00                 |
|  | Narcotics, Distribute, Conspiracy                                      | 2,800.00                 |
|  | Narcotics, Distribute, Conspiracy                                      | 2,800.00                 |
|  | Narcotics, Distribute, Conspiracy                                      | 3,000.00                 |
| <u>Seventh Circuit</u>                     | ( 51 cases )   | <u>155,164.51</u>        |
| Illinois, N.                               | Interstate Transportation Stolen<br>Property                           | 1,222.50                 |
|  | Armed Bank Robbery   | 1,450.00                 |
|  | Narcotics  | 1,500.00                 |
|  | Delivery of Narcotics  | 1,600.00                 |
|  | Conspiracy   | 1,632.50                 |

## EXHIBIT D-1

CLAIMS FOR COMPENSATION IN EXCESS OF \$1,000 FOR EXTENDED OR COMPLEX  
REPRESENTATION BY ATTORNEYS IN FELONY CASES  
FOR FISCAL YEAR 1977 AS OF  
SEPTEMBER 30, 1978

| <u>Circuit/District</u>             | <u>Charge</u>   | <u>Compensation Paid</u> |
|-------------------------------------|---|--------------------------|
| <u>II. District Courts (cont'd)</u> |   |                          |
|                                     | Conspiracy, Interstate Transportation<br>Stolen Property        | 1,751.24                 |
|                                     | Distribute Counterfeit Money                                    | 1,846.23                 |
|                                     | Bank Robbery  | 1,870.00                 |
|                                     | Bank Robbery  | 1,882.50                 |
|                                     | Mail Fraud  | 1,967.50                 |
| Illinois, N.                        | Conspiracy to Violate Narcotics Laws                            | 2,000.00                 |
|                                     | Conspiracy to Violate Narcotics Laws                            | 2,000.00                 |
|                                     | Conspiracy, Interstate Theft                                    | 2,140.00                 |
|                                     | Conspiracy to Murder  | 2,370.00                 |
|                                     | Conspiracy to Murder  | 2,515.00                 |
|                                     | Mail Fraud  | 3,000.00                 |
|                                     | Bank Robbery  | 3,087.50                 |
|                                     | Mail Fraud, Conspiracy  | 6,917.50                 |
|                                     | Mail Fraud  | 6,967.50                 |
|                                     | Mail Fraud  | 7,194.00                 |
|                                     | Mail Fraud  | 7,632.50                 |
|                                     | Mail Fraud  | 7,792.50                 |
|                                     | Mail Fraud  | 8,000.00                 |
|                                     | Conspiracy, Fraud, Interstate<br>Transportation Stolen Property | 9,921.25                 |
| Illinois, E.                        | Bank Robbery  | 2,915.00                 |
|                                     | Bank Robbery  | 2,917.50                 |
| Illinois, S.                        | Kidnapping  | 2,330.00                 |
| Indiana, N.                         | Bank Robbery  | 1,189.00                 |
|                                     | Kidnapping  | 1,454.50                 |
|                                     | Counterfeiting  | 1,460.00                 |
|                                     | Uttering U.S. Treasury Check                                    | 1,668.00                 |
|                                     | Conspiracy to Distribute Narcotics                              | 2,007.50                 |
|                                     | Conspiracy to Distribute Narcotics                              | 2,225.00                 |
|                                     | Bank Robbery  | 2,439.55                 |
|                                     | Theft from Interstate Shipment                                  | 3,272.50                 |
|                                     | Defraud U.S., Conspiracy  | 3,487.50                 |
|                                     | Narcotics, Racketeering   | 3,508.80                 |
|                                     | Defraud U.S., Conspiracy  | 10,328.00                |
| Indiana, S.                         | Murder  | 2,469.97                 |
|                                     | Murder  | 2,491.50                 |
|                                     | Murder  | 2,496.00                 |
|                                     | Murder  | 2,500.00                 |

## EXHIBIT D-1

CLAIMS FOR COMPENSATION IN EXCESS OF \$1,000 FOR EXTENDED OR COMPLEX  
REPRESENTATION BY ATTORNEYS IN FELONY CASES  
FOR FISCAL YEAR 1977 AS OF  
SEPTEMBER 30, 1978

| <u>Circuit/District</u>                    | <u>Charge</u>  | <u>Compensation Paid</u> |
|--|--|--------------------------|
| <b>II. <u>District Courts (cont'd)</u></b> |  |                          |
| Wisconsin, E.                              | Armed Robbery  | 1,282.50                 |
|  | Assault & Aiding Escape                                  | 1,447.50                 |
|  | Armed Bank Robbery                                       | 1,460.00                 |
|  | Assault & Aiding Escape                                  | 1,460.25                 |
|  | Oral Threats to U.S. President                           | 1,750.00                 |
|  | Extortion, Racketeering                                  | 1,778.72                 |
|  | Narcotics Violations, Conspiracy                         | 1,815.00                 |
| Wisconsin, W.                              | Weapon Within Penal Institution                          | 1,250.00                 |
|  | Narcotics Violation, Conspiracy                          | 3,500.00                 |
| <u>Eighth Circuit</u>                      | ( 32 cases )   | <u>73,707.80</u>         |
| Arkansas, E.                               | Attempted Escape   | 1,242.50                 |
|  | Armed Bank Robbery                                       | 1,310.00                 |
|  | Armed Bank Robbery                                       | 1,460.00                 |
|  | Possession, Distribute Narcotics                         | 2,125.00                 |
| Iowa, N.                                   | Transportation Stolen Goods                              | 2,000.00                 |
| Iowa, S.                                   | Bank Robbery   | 2,444.75                 |
|  | Bank Robbery   | 2,464.00                 |
| Minnesota                                  | Narcotics Violations                                     | 1,840.00                 |
|  | Narcotics Violations                                     | 1,972.00                 |
|  | Mail Fraud, Conspiracy                                   | 2,100.00                 |
| Missouri, E.                               | Conspiracy, Interstate Transportation<br>Stolen Property | 1,800.00                 |
|  | Bank Robbery   | 2,800.00                 |
|  |  |                          |
| Missouri, W.                               | Mail Fraud, etc.   | 1,800.00                 |
|  | Mail Fraud   | 2,000.00                 |
|  | Mail Fraud   | 2,000.00                 |
|  | Narcotics Violations, Conspiracy                         | 3,500.00                 |
|  | Rape, Murder, Kidnapping                                 | 4,059.89                 |
| Nebraska                                   | Assault and Escape                                       | 1,294.50                 |
|  | Interstate Transportation of Aliens                      | 1,312.50                 |
|  | Bank Robbery   | 1,575.00                 |
| North Dakota                               | Manslaughter   | 1,289.00                 |
|  | Interstate Transportation of Stolen<br>Property          | 1,617.50                 |
|  | Murder   | 7,500.00                 |
|  | Murder   | 10,000.00                |

## EXHIBIT D-1

CLAIMS FOR COMPENSATION IN EXCESS OF \$1,000 FOR EXTENDED OR COMPLEX  
 REPRESENTATION BY ATTORNEYS IN FELONY CASES  
 FOR FISCAL YEAR 1977 AS OF  
 SEPTEMBER 30, 1978

| <u>Circuit/District</u>             | <u>Charge</u>   | <u>Compensation Paid</u> |
|-------------------------------------|---|--------------------------|
| <u>II. District Courts (cont'd)</u> |   |                          |
| South Dakota                        | Coercion, Enticement of Female                                    | 1,070.00                 |
|                                     | Rape  | 1,189.04                 |
|                                     | Murder  | 1,247.84                 |
|                                     | Second Degree Murder  | 1,332.00                 |
|                                     | Assault Dangerous Weapon, etc.                                    | 1,335.00                 |
|                                     | Firearms Violation  | 1,392.85                 |
|                                     | Rape  | 1,740.00                 |
|                                     | Second Degree Murder  | 2,894.43                 |
| <u>Ninth Circuit</u>                | ( 216 cases )   | <u>547,558.87</u>        |
| Alaska                              | Forgery, Utterance U.S. Treasury<br>Check                         | 1,164.00                 |
|                                     | Conspiracy to Distribute Controlled<br>Substance                  | 1,332.00                 |
|                                     | Narcotics, Manufacture, Possession                                | 1,745.00                 |
|                                     | Narcotics Violation   | 2,000.00                 |
|                                     | Defraud U.S., White Slave Traffic                                 | 3,025.00                 |
|                                     | Conspiracy w/Intent to Distribute<br>Controlled Substance         | 4,439.00                 |
| Arizona                             | Bank Robbery  | 1,040.00                 |
|                                     | Defraud U.S.  | 1,178.00                 |
|                                     | Narcotics, Conspiracy   | 1,209.60                 |
|                                     | Narcotics, Possession, Distribute                                 | 1,250.00                 |
|                                     | Conspiracy, Interstate Transportation<br>Stolen Money & Personals | 1,274.00                 |
|                                     | Narcotics, Possession, Distribute                                 | 1,320.00                 |
|                                     | Narcotics, Conspiracy, Possession,<br>Distribute                  | 1,388.00                 |
|                                     | Mail Fraud, Securities Fraud                                      | 1,408.00                 |
|                                     | Conspiracy, Possession w/Intent to<br>Distribute Heroin           | 1,557.00                 |
|                                     | Conspiracy, Fraud, Aiding/Abetting<br>Racketeering                | 1,604.00                 |
|                                     | Mail Fraud, Securities Fraud, etc.                                | 1,706.90                 |
|                                     | Narcotics, Conspiracy, Possession                                 | 1,734.00                 |
|                                     | Conspiracy to Possess w/Intent to<br>Distribute Heroin            | 1,850.00                 |
|                                     | Mail Fraud  | 1,903.00                 |
|                                     | Distribution of Narcotics   | 1,979.00                 |
|                                     | Mail Fraud, Aid & Abetting  | 2,000.00                 |
|                                     | Distribution of Heroin, Conspiracy                                | 2,009.00                 |
|                                     | Narcotics, Distribution, Possession                               | 2,040.00                 |

## EXHIBIT D-1

CLAIMS FOR COMPENSATION IN EXCESS OF \$1,000 FOR EXTENDED OR COMPLEX  
REPRESENTATION BY ATTORNEYS IN FELONY CASES  
FOR FISCAL YEAR 1977 AS OF  
SEPTEMBER 30, 1978

| <u>Circuit/District</u>                    | <u>Charge</u>  | <u>Compensation Paid</u> |
|--|--|--------------------------|
| <b>II. <u>District Courts (cont'd)</u></b> |  |                          |
|  | Import, Distribute Narcotics                           | 2,171.00                 |
|  | Conspiracy to Import Heroin                            | 2,196.00                 |
|  | Narcotics Violation, Distribute                        | 2,202.00                 |
|  | Narcotics Violations, Distribute                       | 2,421.50                 |
|  | Narcotics Violation, Distribute                        | 2,470.00                 |
|  | Narcotics Violation, Distribute                        | 2,658.00                 |
|  | Conspiracy to Possess w/Intent to<br>Distribute Heroin | 2,884.10                 |
|  | Mail Fraud, Securities Fraud                           | 3,780.00                 |
|  | Mail Fraud   | 4,670.59                 |
| California, N.                             | Bank Robbery   | 1,200.00                 |
|  | Bank Robbery   | 1,203.00                 |
|  | Bank Robbery   | 1,227.50                 |
|  | Bank Robbery   | 1,245.00                 |
|  | Bank Robbery   | 1,285.00                 |
|  | Defraud HEW  | 1,295.00                 |
|  | Armed Bank Robbery                                     | 1,336.00                 |
|  | Armed Bank Robbery                                     | 1,370.00                 |
|  | Conspiracy, Defraud U.S.                               | 1,384.16                 |
|  | Conspiracy, Possession Stolen<br>Government Property   | 1,443.00                 |
|  | Narcotics Violation, Distribute                        | 1,535.00                 |
|  | Armed Bank Robbery                                     | 1,640.00                 |
|  | Accessory After the Fact                               | 1,787.60                 |
|  | Armed Robbery  | 2,003.00                 |
|  | Armed Bank Robbery                                     | 2,230.00                 |
|  | Bank Embezzlement                                      | 2,330.00                 |
|  | Utter Counterfeit Obligations                          | 2,387.00                 |
|  | Armed Robbery  | 2,568.75                 |
|  | Interstate Trans. Stolen Property                      | 2,780.00                 |
|  | Interstate Trans. Stolen Property                      | 2,984.16                 |
|  | Narcotics, Conspiracy, Wiretap                         | 3,240.00                 |
|  | Defraud U.S., Conspiracy                               | 3,567.50                 |
|  | Armed Bank Robbery                                     | 3,700.00                 |
|  | Income Tax Evasion                                     | 3,933.50                 |
|  | Conspiracy to Defraud U.S.                             | 6,407.50                 |
| California, E.                             | Counterfeiting   | 1,065.00                 |
|  | Bank Robbery   | 1,344.00                 |
|  | Bank Robbery   | 1,435.00                 |
|  | Conspiracy, Bank Robbery,<br>Murder                    | 1,752.00                 |
|  | Bank Robbery   | 2,347.50                 |
|  | Armed Bank Robbery                                     | 2,422.00                 |
|  | Conspiracy/Fraud by Mail                               | 3,016.00                 |

## EXHIBIT D-1

CLAIMS FOR COMPENSATION IN EXCESS OF \$1,000 FOR EXTENDED OR COMPLEX  
REPRESENTATION BY ATTORNEYS IN FELONY CASES  
FOR FISCAL YEAR 1977 AS OF  
SEPTEMBER 30, 1978

| <u>Circuit/District</u>             | <u>Charge</u>                      | <u>Compensation Paid</u> |
|-------------------------------------|------------------------------------|--------------------------|
| II. <u>District Courts (cont'd)</u> |                                    |                          |
|                                     | Conspiracy/Fraud by Mail           |                          |
|                                     | Obstruction of Justice             | 9,215.00                 |
| California, C.                      | Escape, Assault of Fed. Officer    | 1,063.75                 |
|                                     | Embezzlement of Bank Funds         | 1,085.00                 |
|                                     | Traffic of Contraband Articles     |                          |
|                                     | Narcotics Violations               | 1,107.00                 |
|                                     | Narcotics Violation                | 1,128.00                 |
|                                     | Bank Robbery                       | 1,133.00                 |
|                                     | Transporting Alien                 | 1,135.00                 |
|                                     | Narcotics, Aiding/Abetting         | 1,170.00                 |
|                                     | Transporting Aliens                | 1,193.00                 |
|                                     | Failure to File Tax Return         | 1,215.00                 |
|                                     | Delay & Destruction of Mail        | 1,235.00                 |
|                                     | Illegal Transporting Aliens        | 1,248.00                 |
|                                     | Interstate Trans. Stolen           |                          |
|                                     | Securities                         | 1,266.00                 |
|                                     | Harboring Aliens                   | 1,376.00                 |
|                                     | Harboring Aliens                   | 1,396.00                 |
|                                     | Assault                            | 1,410.00                 |
|                                     | Bank Robbery                       | 1,455.00                 |
|                                     | Assault w/Intent to Murder         | 1,492.60                 |
|                                     | Embezzle Public Money              | 1,744.50                 |
|                                     | Mail Threatening Communications    | 1,912.00                 |
|                                     | Conspiracy, Possession/Distribute  |                          |
|                                     | Controlled Substance               | 2,150.00                 |
|                                     | Narcotics Violations               | 2,182.50                 |
|                                     | Narcotics Violations               | 2,205.00                 |
|                                     | Mail Fraud                         | 2,252.00                 |
|                                     | Bank Robbery                       | 2,302.00                 |
|                                     | Bank Robbery                       | 2,335.00                 |
|                                     | Embezzle Public Money              |                          |
|                                     | Obstruction of Mail                | 2,478.00                 |
|                                     | Narcotics Violation                | 2,838.00                 |
|                                     | False or Fraudulent Claims         | 2,855.00                 |
|                                     | Assault/Rape                       | 2,936.00                 |
|                                     | Extortion, Racketeering            | 3,160.00                 |
|                                     | Narcotics Violation                | 3,505.00                 |
|                                     | Conspiracy, Violatons Securities & |                          |
|                                     | Exchange                           | 3,645.00                 |
|                                     | Postal Fraud & Swindles            | 3,787.50                 |
|                                     | Espionage                          | 4,710.00                 |
|                                     | Defraud, U.S., Conspiracy          | 5,020.00                 |
|                                     | Murder                             | 5,204.00                 |
|                                     | Mail Fraud, Conspiracy,            |                          |
|                                     | Obstruction of Justice             | 5,871.00                 |



## EXHIBIT D-1

CLAIMS FOR COMPENSATION IN EXCESS OF \$1,000 FOR EXTENDED OR COMPLEX  
REPRESENTATION BY ATTORNEYS IN FELONY CASES  
FOR FISCAL YEAR 1977 AS OF  
SEPTEMBER 30, 1978

| <u>Circuit/District</u>             | <u>Charge</u>                                     | <u>Compensation Paid</u> |
|-------------------------------------|---|--------------------------|
| II. <u>District Courts (cont'd)</u> |   |                          |
|                                     | Murder  | 6,177.00                 |
|                                     | Conspiracy, Violations Securities<br>& Exchange   | 6,420.00                 |
|                                     | Murder  | 7,290.00                 |
|                                     | Espionage   | 7,591.00                 |
|                                     | Murder  | 7,772.50                 |
|                                     | Narcotics Violation                               | 7,978.50                 |
|                                     | Murder  | 8,025.00                 |
|                                     | Narcotics Violation                               | 9,044.00                 |
|                                     | Conspiracy, Mail Fraud,<br>Obstruction of Justice | 9,095.00                 |
|                                     | Conspiracy, Securities                            | 9,880.00                 |
| California, S.                      | Conspiracy Harboring Aliens                       | 1,110.00                 |
|                                     | Bank Robbery                                      | 1,124.00                 |
|                                     | Conspiracy, Harboring Aliens                      | 1,135.00                 |
|                                     | Narcotics Violations                              | 1,150.00                 |
|                                     | Conspiracy, Harboring Aliens                      | 1,185.00                 |
|                                     | Conspiracy, Harboring Aliens                      | 1,185.00                 |
|                                     | Importing Firearms, Narcotics<br>Violation        | 1,232.50                 |
|                                     | Conspiracy, Harboring Aliens                      | 1,290.00                 |
|                                     | Narcotics, Import, Distribute                     | 1,330.00                 |
|                                     | Conspiracy, Harboring Aliens                      | 1,395.00                 |
|                                     | Narcotics Violations                              | 1,417.50                 |
|                                     | Importing Controlled Substance                    | 1,427.50                 |
|                                     | Conspiracy, Harboring Aliens                      | 1,440.00                 |
|                                     | Narcotics Violations                              | 1,455.00                 |
|                                     | Narcotics Violations                              | 1,480.00                 |
|                                     | Importing Controlled Substance                    | 1,497.00                 |
|                                     | Harboring Aliens                                  | 1,527.50                 |
|                                     | Bank Robbery                                      | 1,617.00                 |
|                                     | Assault   | 1,662.50                 |
|                                     | Narcotics Violation                               | 1,692.50                 |
|                                     | Violation Diplomatic Codes &<br>Correspondence    | 1,737.50                 |
|                                     | Conspiracy, Harboring Aliens                      | 1,802.50                 |
|                                     | Maiming   | 1,855.00                 |
|                                     | Narcotics Violations                              | 1,880.00                 |
|                                     | Conspiracy, Harboring Aliens                      | 1,937.50                 |
|                                     | Narcotics Violation                               | 1,992.50                 |
|                                     | Narcotics Violation                               | 2,020.00                 |
|                                     | Harboring Aliens, Conspiracy                      | 2,072.50                 |
|                                     | Murder and Assault                                | 2,167.50                 |
|                                     | Mailing Obscene Matter,<br>Conspiracy             | 2,245.00                 |
|                                     | Narcotics Violation                               | 2,287.50                 |

## EXHIBIT D-1

CLAIMS FOR COMPENSATION IN EXCESS OF \$1,000 FOR EXTENDED OR COMPLEX  
REPRESENTATION BY ATTORNEYS IN FELONY CASES  
FOR FISCAL YEAR 1977 AS OF  
SEPTEMBER 30, 1978

| <u>Circuit/District</u>             | <u>Charge</u>   | <u>Compensation Paid</u> |
|-------------------------------------|---|--------------------------|
| <u>II. District Courts (cont'd)</u> |   |                          |
|                                     | Narcotics Violation   | 2,310.00                 |
|                                     | Mail Fraud, Conspiracy  | 2,765.00                 |
|                                     | Importing Narcotics   | 2,900.00                 |
|                                     | Conspiracy, Smuggling   | 3,030.00                 |
|                                     | Importing Narcotics   | 3,087.50                 |
|                                     | Narcotics Violations  | 4,610.00                 |
|                                     | Conspiracy, Fraud   | 5,770.00                 |
|                                     | Embezzlement, Conspiracy  | 11,890.00                |
| Guam                                | Conspiracy, Import, Possession<br>w/Intent to Distribute Heroin | 2,332.50                 |
|                                     | Conspiracy Against the Rights of<br>Citizens                    | 2,845.00                 |
| Hawaii                              | Bank Robbery  | 1,261.39                 |
|                                     | Possession of Firearm   | 1,362.50                 |
|                                     | Bank Robbery  | 2,100.00                 |
|                                     | Narcotics Possession, Distribute                                | 2,985.00                 |
|                                     | Bank Robbery  | 3,949.00                 |
| Idaho                               | Narcotics Violation   | 1,345.00                 |
|                                     | Assault w/Intent to do Bodily<br>Injury                         | 1,450.50                 |
|                                     | Assault, Rape   | 1,500.00                 |
| Montana                             | Failure to File Tax Return                                      | 1,067.50                 |
|                                     | Rape  | 1,275.00                 |
|                                     | Cocaine Conspiracy  | 1,500.00                 |
|                                     | Transport Stolen Goods  | 1,500.00                 |
|                                     | Kidnapping  | 1,530.00                 |
|                                     | Kidnapping, Assault w/Intent to<br>Rape                         | 1,620.00                 |
|                                     | Murder (Juvenile)   | 1,865.00                 |
|                                     | Murder (Juvenile)   | 1,965.03                 |
|                                     | Voluntary Manslaughter  | 2,520.00                 |
|                                     | Assault   | 2,710.00                 |
| Nevada                              | Counterfeiting Obligations                                      | 3,175.00                 |
| Oregon                              | Narcotics Violation   | 1,108.00                 |
|                                     | Possession w/Intent to Distribute<br>Cocaine                    | 1,110.00                 |
|                                     | Bank Robbery  | 1,342.50                 |
|                                     | Conspiracy, Possession w/Intent<br>to Distribute Cocaine        | 1,357.50                 |

## EXHIBIT D-1

CLAIMS FOR COMPENSATION IN EXCESS OF \$1,000 FOR EXTENDED OR COMPLEX  
 REPRESENTATION BY ATTORNEYS IN FELONY CASES  
 FOR FISCAL YEAR 1977 AS OF  
 SEPTEMBER 30, 1978

| <u>Circuit/District</u>             | <u>Charge</u>   | <u>Compensation Paid</u> |
|-------------------------------------|---|--------------------------|
| II. <u>District Courts (cont'd)</u> |   |                          |
|                                     | Interstate Transportation<br>Forged Securities          | 1,448.00                 |
|                                     | Interstate Transportation<br>Forged Securities          | 1,487.00                 |
|                                     | Narcotics Possession, Distribute                        | 1,620.00                 |
|                                     | Bank Robbery  | 1,797.50                 |
|                                     | Conspiracy, Manufacture, Distribute<br>Methamphetamines | 1,865.00                 |
|                                     | Narcotics Possession, Distribute                        | 1,801.00                 |
|                                     | Bank Robbery  | 1,893.00                 |
|                                     | Interstate Trans. Stolen Aircraft                       | 1,909.00                 |
|                                     | Conspiracy to Distribute Controlled<br>Substance        | 2,420.00                 |
|                                     | Narcotics Conspiracy                                    | 3,460.74                 |
| Washington, N.                      | HUD Fraud   | 1,249.00                 |
|                                     | HUD Fraud   | 1,292.00                 |
|                                     | Narcotics, Import, Conspiracy                           | 1,636.50                 |
|                                     | Narcotics, Import, Conspiracy                           | 2,079.00                 |
|                                     | Narcotics, Import, Conspiracy                           | 2,087.50                 |
|                                     | Rape at Penitentiary                                    | 2,417.00                 |
|                                     | Narcotics, Possession, Distribute                       | 2,471.00                 |
| Washington, E.                      | Conspiracy, Bank Robbery                                | 1,250.00                 |
|                                     | Armed Bank Robbery                                      | 1,411.00                 |
|                                     | Possession Firearm                                      | 1,670.00                 |
|                                     | Bank Robbery  | 4,303.00                 |
|                                     | Bank Robbery, Assessory                                 | 4,303.00                 |
| Washington, W.                      | Rape  | 1,250.00                 |
|                                     | Narcotics, Distribution, Conspiracy                     | 1,600.00                 |
|                                     | Carrying Dangerous Weapon in<br>Penitentiary            | 2,087.50                 |
|                                     | Bank Robbery  | 2,290.00                 |
|                                     | Conspiracy to Import Heroin                             | 2,233.00                 |
|                                     | Murder in Penitentiary                                  | 2,593.00                 |
|                                     | Murder  | 2,632.50                 |
|                                     | Air Piracy  | 2,650.00                 |
|                                     | Conspiracy to Distribute Heroin                         | 2,470.50                 |
|                                     | Conspiracy to Distribute Heroin                         | 4,420.00                 |
|                                     | Murder  | 4,422.00                 |
|                                     | Conspiracy to Distribute Heroin                         | 4,500.00                 |
|                                     | Murder  | 4,596.00                 |
|                                     | Murder  | 4,736.00                 |
|                                     | Murder  | 4,924.00                 |

## EXHIBIT D-1

CLAIMS FOR COMPENSATION IN EXCESS OF \$1,000 FOR EXTENDED OR COMPLEX  
REPRESENTATION BY ATTORNEYS IN FELONY CASES  
FOR FISCAL YEAR 1977 AS OF  
SEPTEMBER 30, 1978

| <u>Circuit/District</u>                          | <u>Charge</u>  | <u>Compensation Paid</u>   |
|--|--|--|
| II. <u>District Courts (cont'd)</u>              |  |  |
|  | Conspiracy to Defraud U.S.<br>Murder   | 5,000.00<br>5,983.00   |
| <u>Tenth Circuit</u>                             | ( 19 cases )   | <u>50,696.71</u>   |
| Kansas   | Transport Stolen Goods, Conspiracy<br>Narcotics, Conspiracy to Distribute<br>Transport Stolen Goods, Conspiracy<br>Murder  | 1,350.00<br>1,390.00<br>1,500.00<br>1,875.00   |
| New Mexico                                       | Kidnapping, Armed Bank Robbery<br>Kidnapping, Armed Bank Robbery<br>Kidnapping, Armed Bank Robbery   | 1,825.00<br>2,175.00<br>2,363.00   |
| Oklahoma, N.                                     | Transport Stolen Goods, Conspiracy<br>Transport Stolen Goods, Conspiracy<br>Narcotics, Distribute, Conspiracy<br>Narcotics, Distribute, Conspiracy   | 1,250.00<br>1,277.00<br>1,470.00<br>1,984.00   |
| Utah   | Conspiracy to Distribute Heroin<br>Conspiracy to Distribute Heroin<br>Conspiracy to Distribute Heroin<br>Conspiracy to Distribute Heroin<br>Conspiracy to Distribute Heroin<br>Conspiracy to Distribute Heroin<br>Conspiracy to Distribute Heroin<br>Conspiracy to Distribute Heroin | 2,638.33<br>2,750.00<br>4,074.50<br>4,127.50<br>4,235.00<br>4,550.58<br>4,555.00<br>5,306.80                         |
| District of Columbia                             | ( 10 cases )   | <u>22,458.03</u>   |
|  | Conspiracy, Racketeering<br>Violation Firearms Act<br>Armed Bank Robbery<br>Armed Bank Robbery<br>Kidnapping, Burglary<br>Kidnapping<br>Narcotics Violations, Conspiracy<br>Interstate Trans. False Security<br>Escape, Conspiracy<br>Conspiracy, False Applications                 | 1,100.83<br>1,192.50<br>1,477.50<br>1,500.00<br>2,000.78<br>2,500.00<br>2,555.00<br>3,038.42<br>3,206.00<br>3,887.00 |
| Average Claim for Appeals Court-----\$1,611.29   |  |  |
| Average Claim for District Courts-----\$3,350.81 |  |  |
| Average Claim for All Courts-----\$3,114.07      |  |  |

CLAIMS FOR COMPENSATION IN EXCESS OF \$1,000 FOR EXTENDED OR COMPLEX  
REPRESENTATION BY ATTORNEYS IN FELONY CASES  
FOR FISCAL YEAR 1978 AS OF  
SEPTEMBER 30, 1978

| <u>Circuit/District</u>    | <u>Charge</u>                                       | <u>Compensation Paid</u> |
|----------------------------|---|--------------------------|
| <u>TOTAL -- ALL COURTS</u> | ( 203 cases )                                       | <u>\$514,039.87</u>      |
| I. <u>Court of Appeals</u> | ( 17 cases )  | <u>25,973.54</u>         |
| <u>Second Circuit</u>      | ( 10 cases )  | <u>15,527.59</u>         |
|                            | Conspiracy, Counterfeiting                          | 1,190.00                 |
|                            | Narcotics Violation, Conspiracy                     | 1,200.00                 |
|                            | Narcotics Violation                                 | 1,300.00                 |
|                            | Kidnapping  | 1,324.00                 |
|                            | Narcotics Violation                                 | 1,504.70                 |
|                            | Narcotics Violation                                 | 1,550.00                 |
|                            | Selling Rare Coins                                  | 1,668.89                 |
|                            | Narcotics Violation, Conspiracy                     | 1,755.00                 |
|                            | Narcotics Violation                                 | 1,805.00                 |
|                            | Bank Robbery  | 2,230.00                 |
| <u>Fifth Circuit</u>       | ( 2 cases )   | <u>2,540.00</u>          |
|                            | Racketeering  | 1,210.00                 |
|                            | Mutiny, Riot, Attempted Escape                      | 1,330.00                 |
| <u>Sixth Circuit</u>       | ( 1 case )  | <u>2,000.00</u>          |
|                            | Conspiracy to Defraud Government                    | 2,000.00                 |
| <u>Eighth Circuit</u>      | ( 3 cases )   | <u>4,151.45</u>          |
|                            | Rape  | 1,238.10                 |
|                            | Transfer of Firearm                                 | 1,402.35                 |
|                            | Bank Robbery  | 1,511.00                 |
| <u>Ninth Circuit</u>       | ( 1 case )  | <u>1,754.50</u>          |
|                            | Conspiracy  | 1,754.50                 |
| II. <u>District Courts</u> | ( 186 cases )                                       | <u>488,066.33</u>        |
| <u>First Circuit</u>       | ( 6 cases )   | <u>10,873.97</u>         |
| Maine                      | Interstate Transportation of<br>Stolen Merchandise  | 1,266.00                 |
|                            | Unlicensed Firearms Business                        | 1,500.00                 |
| Massachusetts              | Facility of Interstate Commerce<br>for Prostitution | 1,200.00                 |

CLAIMS FOR COMPENSATION IN EXCESS OF \$1,000 FOR EXTENDED OR COMPLEX  
 REPRESENTATION BY ATTORNEYS IN FELONY CASES  
 FOR FISCAL YEAR 1978 AS OF  
 SEPTEMBER 30, 1978

| <u>Circuit/District</u>             | <u>Charge</u>  | <u>Compensation Paid</u> |
|-------------------------------------|--|--------------------------|
| <u>II. District Courts (cont'd)</u> |  |                          |
|                                     | Mail Fraud, Conspiracy   | 1,804.97                 |
|                                     | Narcotics Violation, Conspiracy  | 2,000.00                 |
| New Hampshire                       | Bank Robbery, Assault in Bank<br>Robbery                                 | 3,103.00                 |
| <u>Second Circuit</u>               | ( 40 cases )   | <u>126,287.70</u>        |
| Connecticut                         | Kidnapping, White Slave,<br>Conspiracy                                   | 2,381.00                 |
| New York, N.                        | Obscene Broadcasts, Threatening<br>Communications                        | 1,356.00                 |
| New York, E.                        | Possession of Unregistered Firearms                                      | 1,175.00                 |
|                                     | Conspiracy to Defraud U.S.   | 1,350.00                 |
|                                     | Narcotics Violation  | 1,476.00                 |
|                                     | Conspire to Possess and Distribute<br>Narcotics                          | 1,546.00                 |
|                                     | Distribution of Controlled<br>Substance                                  | 3,129.50                 |
|                                     | Narcotics Violation, Conspiracy  | 3,512.50                 |
|                                     | Conspiracy to Distribute and Possess<br>with intent to Distribute Heroin | 4,000.00                 |
|                                     | Narcotics Violation, Conspiracy  | 4,290.00                 |
|                                     | Distribution and Possession of<br>Heroin                                 | 4,540.00                 |
|                                     | Distribution and Possession of<br>Heroin                                 | 5,805.00                 |
|                                     | Narcotics Conspiracy   | 8,220.00                 |
| New York, S.                        | Narcotics Violation  | 1,020.00                 |
|                                     | Narcotics Violation  | 1,107.50                 |
|                                     | Assault  | 1,125.00                 |
|                                     | Narcotics Violation  | 1,200.00                 |
|                                     | Narcotics Violation  | 1,250.00                 |
|                                     | Conspiracy to Defraud U.S.   | 1,275.00                 |
|                                     | Conspiracy, Narcotics Violation  | 1,559.90                 |
|                                     | Narcotics Violation  | 1,785.00                 |
|                                     | Narcotics Violation  | 1,925.00                 |
|                                     | Narcotics Violation  | 2,080.00                 |
|                                     | Narcotics Violation  | 2,087.50                 |
|                                     | Narcotics Violation  | 2,110.00                 |
|                                     | Narcotics Violation  | 2,187.50                 |

CLAIMS FOR COMPENSATION IN EXCESS OF \$1,000 FOR EXTENDED OR COMPLEX  
REPRESENTATION BY ATTORNEYS IN FELONY CASES  
FOR FISCAL YEAR 1978 AS OF  
SEPTEMBER 30, 1978

| <u>Circuit/District</u>             | <u>Charge</u>   | <u>Compensation Paid</u> |
|-------------------------------------|---|--------------------------|
| <u>II. District Courts (cont'd)</u> |   |                          |
|                                     | Firearm Violation   | 2,200.00                 |
|                                     | Narcotics Violation   | 2,290.00                 |
|                                     | Conspiracy, False Statements<br>before Grand Jury                       | 2,832.50                 |
|                                     | Mail Fraud  | 3,000.00                 |
|                                     | Narcotics Violation   | 3,053.00                 |
|                                     | Narcotics Violation   | 3,070.00                 |
|                                     | Narcotics Violation, Conspiracy   | 3,207.50                 |
|                                     | Postal Conspiracy   | 4,425.00                 |
|                                     | Mail Fraud  | 5,127.30                 |
|                                     | Narcotics Violation   | 9,390.00                 |
|                                     | Narcotics Violation   | 10,080.00                |
|                                     | Narcotics Violation   | 11,880.00                |
| New York, W.                        | Embezzlement  | 1,100.00                 |
| Vermont                             | Failure to Pay Taxes  | 1,139.00                 |
| <u>Third Circuit</u>                | ( 17 cases )  | <u>42,557.71</u>         |
| Delaware                            | Bank Robbery  | 2,722.11                 |
| New Jersey                          | Conspiracy to Defraud Government  | 1,900.00                 |
|                                     | Bank Robbery  | 2,261.00                 |
|                                     | Bank Robbery  | 2,398.80                 |
|                                     | Conspiracy, Embezzlement  | 2,450.00                 |
|                                     | Murder and Rape   | 2,857.00                 |
|                                     | Conspiracy, Embezzlement  | 3,630.00                 |
|                                     | Murder, Bank Robbery  | 9,210.00                 |
| Pennsylvania, E.                    | Conspiracy to Manufacture a<br>Controlled Substance                     | 1,430.00                 |
|                                     | Conspiracy, Bank Robbery  | 1,433.20                 |
|                                     | Narcotics Conspiracy  | 1,527.50                 |
| Pennsylvania, M.                    | Conveyance of a Weapon  | 1,332.50                 |
| Pennsylvania, W.                    | Possession of stolen Mail   | 1,142.27                 |
|                                     | Conspiracy to Distribute Narcotics                                      | 1,145.83                 |
|                                     | Receiving, concealing and<br>transporting stolen Explosive<br>Materials | 1,780.00                 |
|                                     | Racketeering, Conspiracy  | 2,437.50                 |
|                                     | Conspiracy to Defraud Government,<br>Narcotics Conspiracy               | 2,900.00                 |

## EXHIBIT D-2

CLAIMS FOR COMPENSATION IN EXCESS OF \$1,000 FOR EXTENDED OR COMPLEX  
 REPRESENTATION BY ATTORNEYS IN FELONY CASES  
 FOR FISCAL YEAR 1978 AS OF  
 SEPTEMBER 30, 1978

| <u>Circuit/District</u>             | <u>Charge</u>   | <u>Compensation Paid</u> |
|-------------------------------------|---|--------------------------|
| <u>II. District Courts (cont'd)</u> |   |                          |
| <u>Fourth Circuit</u>               | ( 11 cases )  | <u>22,806.90</u>         |
| Maryland                            | Obstruction of Justice                                | 2,000.00                 |
| North Carolina, E.                  | Narcotics Conspiracy                                  | 2,000.00                 |
|                                     | Narcotics Conspiracy                                  | 2,250.00                 |
|                                     | Narcotics Conspiracy                                  | 2,250.00                 |
|                                     | Narcotics Conspiracy                                  | 2,250.00                 |
|                                     | Narcotics Conspiracy                                  | 2,250.00                 |
|                                     | Involuntary Servitude                                 | 2,438.33                 |
|                                     | Narcotics Conspiracy                                  | 2,755.17                 |
| Virginia, E.                        | Possession of a Firearm/Convicted<br>Felon            | 1,500.00                 |
| Virginia, W.                        | Extortion by Mail                                     | 1,513.40                 |
| West Virginia, S.                   | Firearms Violation                                    | 1,600.00                 |
| <u>Fifth Circuit</u>                | ( 21 cases )  | <u>49,935.65</u>         |
| Florida, N.                         | Narcotics Violation, Conspiracy                       | 3,210.00                 |
| Florida, M.                         | Bank Robbery  | 1,185.00                 |
|                                     | Bank Robbery  | 1,432.21                 |
|                                     | Passing Counterfeit Obligations                       | 1,500.00                 |
|                                     | Racketeering, Obstruction of<br>Investigation         | 2,145.00                 |
|                                     | Racketeering, Obstruction of<br>Investigation         | 3,698.73                 |
|                                     | Mail Fraud; Conspiracy                                | 5,914.00                 |
| Florida, S.                         | Narcotics Violation                                   | 1,170.00                 |
| Georgia, S.                         | Conspiracy to Defraud Government,<br>Illegal Gambling | 2,000.00                 |
| Louisiana, W.                       | Narcotics Violation                                   | 2,335.00                 |
| Mississippi, N.                     | Racketeering  | 5,000.00                 |
| Texas, N.                           | Conspiracy to Defraud U.S.                            | 3,047.50                 |
| Texas, E.                           | Firearms Violation                                    | 1,070.00                 |



## EXHIBIT D-2

CLAIMS FOR COMPENSATION IN EXCESS OF \$1,000 FOR EXTENDED OR COMPLEX  
 REPRESENTATION BY ATTORNEYS IN FELONY CASES  
 FOR FISCAL YEAR 1978 AS OF  
 SEPTEMBER 30, 1978

| <u>Circuit/District</u>             | <u>Charge</u>   | <u>Compensation Paid</u> |
|-------------------------------------|---|--------------------------|
| <u>II. District Courts (cont'd)</u> |   |                          |
| Texas, S.                           | Kidnapping Conspiracy   | 1,740.00                 |
|                                     | Narcotics Conspiracy  | 1,820.00                 |
|                                     | Narcotics Conspiracy  | 1,995.00                 |
|                                     | Narcotics Conspiracy  | 2,499.96                 |
|                                     | Kidnapping Conspiracy   | 2,527.50                 |
|                                     | Narcotics Conspiracy  | 2,800.00                 |
| Texas, W.                           | Assaulting an Officer   | 1,316.00                 |
|                                     | Conspiracy to Transport<br>Stolen Property  | 1,529.75                 |
| <u>Sixth Circuit</u>                | ( 8 cases )   | <u>23,766.70</u>         |
| Kentucky, W.                        | Bank Robbery  | 1,465.00                 |
|                                     | Possession/Transporting in<br>Interstate Commerce Unregistered<br>Explosive Device w/intent to Kill | 2,130.00                 |
| Michigan, E.                        | Narcotics Violation   | 1,659.00                 |
|                                     | Escape from Prison  | 2,010.00                 |
|                                     | Making false Statements on Loan<br>Applications   | 2,215.00                 |
|                                     | Kidnapping  | 4,750.00                 |
|                                     | Racketeering; Narcotics Conspiracy  | 7,057.00                 |
| Ohio, N.                            | Armed Bank Robbery  | 2,480.70                 |
| <u>Seventh Circuit</u>              | ( 13 cases )  | <u>49,462.17</u>         |
| Illinois, N.                        | Distribution of Heroin  | 1,350.00                 |
|                                     | Bank Robbery  | 1,725.00                 |
|                                     | Possession of Heroin  | 2,230.00                 |
|                                     | Mail Fraud  | 7,468.44                 |
|                                     | Conspiracy and Mail Fraud   | 7,488.70                 |
|                                     | Mail Fraud  | 10,453.93                |
| Illinois, E.                        | Murder  | 4,039.00                 |
| Illinois, S.                        | Kidnapping, Transportation of<br>Stolen Vehicle   | 1,617.60                 |
|                                     | Kidnapping, Transportation of<br>Stolen Vehicle   | 1,625.00                 |

## EXHIBIT D-2

CLAIMS FOR COMPENSATION IN EXCESS OF \$1,000 FOR EXTENDED OR COMPLEX  
 REPRESENTATION BY ATTORNEYS IN FELONY CASES  
 FOR FISCAL YEAR 1978 AS OF  
 SEPTEMBER 30, 1978

| <u>Circuit/District</u>             | <u>Charge</u>  | <u>Compensation Paid</u> |
|-------------------------------------|--|--------------------------|
| <u>II. District Courts (cont'd)</u> |  |                          |
| Indiana, N.                         | Possession of Stolen Mail  | 1,112.50                 |
|                                     | Narcotics Violation, Conspiracy                                    | 2,955.00                 |
|                                     | Narcotics Violation, Conspiracy                                    | 3,509.00                 |
|                                     | Narcotics Violation, Conspiracy                                    | 3,888.00                 |
| <u>Eight Circuit</u>                | ( 14 cases )   | <u>23,172.40</u>         |
| Arkansas, E.                        | Conspiracy, Fraud  | 1,583.00                 |
|                                     | Conspiracy, Fraud  | 1,165.00                 |
| Iowa, S.                            | Transportation of Illegal Aliens                                   | 1,033.75                 |
|                                     | Transportation of Interstate<br>Shipment Property                  | 1,177.00                 |
| Minnesota                           | Narcotics Violation  | 1,265.00                 |
|                                     | Possession of Stolen Mail  | 1,410.00                 |
|                                     | Bank Robbery   | 1,811.15                 |
| Missouri                            | Murder, Conspiracy   | 1,997.50                 |
|                                     | Murder, Conspiracy   | 2,000.00                 |
|                                     | Murder, Conspiracy   | 2,000.00                 |
| Nebraska                            | Narcotics Violation, Conspiracy                                    | 1,500.00                 |
| South Dakota                        | Assault w/intent to Murder   | 2,000.00                 |
|                                     | Assault w/intent to Murder   | 2,000.00                 |
|                                     | Assault with Dangerous Weapon                                      | 2,230.00                 |
| <u>Ninth Circuit</u>                | ( 40 cases )   | <u>92,056.92</u>         |
| Alaska                              | False Statement to a Licensed<br>Firearm Dealer                    | 1,682.00                 |
| Arizona                             | Narcotics Violations, Conspiracy                                   | 1,226.00                 |
|                                     | Narcotics Violations, Conspiracy                                   | 1,523.00                 |
|                                     | Narcotics Violations, Conspiracy;<br>Aid & Abet                    | 1,594.00                 |
| California, N.                      | Mailing Threatening Communications                                 | 1,525.00                 |
|                                     | Armed Bank Robbery; Aiding &<br>Abetting                           | 1,612.50                 |
|                                     | Receipt & Concealment of Stolen<br>Property in Interstate Commerce | 2,323.00                 |
|                                     | Receipt & Concealment of Stolen<br>Property in Interstate Commerce | 2,649.95                 |

## EXHIBIT D-2

CLAIMS FOR COMPENSATION IN EXCESS OF \$1,000 FOR EXTENDED OR COMPLEX  
REPRESENTATION BY ATTORNEYS IN FELONY CASES  
FOR FISCAL YEAR 1978 AS OF  
SEPTEMBER 30, 1978

| <u>Circuit/District</u>            | <u>Charge</u>                               | <u>Compensation Paid</u> |
|------------------------------------|---|--------------------------|
| <u>II. District Court (cont'd)</u> |   |                          |
|                                    | Narcotic Conspiracy                         | 5,533.00                 |
| California, C.                     | Conspiracy to Commit Murder                 | 1,020.00                 |
|                                    | Fraud by Wire, Threat to Injure             | 1,025.40                 |
|                                    | Illegal Gambling                            | 1,034.77                 |
|                                    | Uttering Counterfeit Government Obligations | 1,200.00                 |
|                                    | Bank Robbery                                | 1,450.00                 |
|                                    | Transporting Illegal Aliens                 | 1,497.00                 |
|                                    | Transporting Illegal Aliens                 | 1,566.00                 |
|                                    | Bank Robbery                                | 1,673.00                 |
|                                    | Bringing in and Harboring Aliens            | 1,737.50                 |
|                                    | Narcotics Conspiracy                        | 2,010.00                 |
|                                    | Illegal Transporting of Aliens              | 2,319.00                 |
|                                    | Illegal Transporting of Aliens              | 2,530.00                 |
|                                    | Illegal Transporting of Aliens              | 2,551.40                 |
|                                    | Narcotics Violations Conspiracy             | 2,963.80                 |
|                                    | Mail Fraud, Conspiracy                      | 8,047.00                 |
| California, S.                     | Diplomatic Codes and Correspondence         | 2,437.50                 |
| Hawaii                             | Narcotics Violations Conspiracy             | 2,000.00                 |
| Montana                            | Burglary                                    | 1,241.00                 |
|                                    | Assault                                     | 1,577.50                 |
|                                    | Assault, Robbery                            | 2,427.50                 |
|                                    | Assault, Robbery                            | 2,471.60                 |
| Oregon                             | Theft of Government Timber                  | 1,687.00                 |
|                                    | Murder                                      | 2,797.50                 |
|                                    | Theft of Government Timber                  | 3,239.00                 |
|                                    | Crime on an Indian Reservation              | 4,677.50                 |
| Washington, E.                     | Narcotic Violation, Conspiracy              | 1,907.50                 |
|                                    | Narcotic Violation, Conspiracy              | 1,945.00                 |
| Washington, W.                     | Forgery of U.S. Treasury Check              | 1,220.00                 |
|                                    | Narcotic Violation, Conspiracy              | 3,192.00                 |
|                                    | Narcotic Violation, Conspiracy              | 3,343.00                 |
|                                    | Forgery                                     | 3,600.00                 |
| <u>Tenth Circuit</u>               | ( 5 cases )                                 | <u>9,108.32</u>          |
| Kansas                             | Conspiracy, Kidnapping                      | 1,968.32                 |

EXHIBIT D-2

CLAIMS FOR COMPENSATION IN EXCESS OF \$1,000 FOR EXTENDED OR COMPLEX  
 REPRESENTATION BY ATTORNEYS IN FELONY CASES  
 FOR FISCAL YEAR 1978 AS OF  
 SEPTEMBER 30, 1978

| <u>Circuit/District</u>             | <u>Charge</u>                                       | <u>Compensation Paid</u> |
|-------------------------------------|---|--------------------------|
| <u>II. District Courts (cont'd)</u> |   |                          |
|                                     | Bank Robbery, Assault with<br>Dangerous Weapon      | 2,000.00                 |
|                                     | Bank Robbery  | 2,500.00                 |
| Oklahoma                            | Narcotic Violation, Conspiracy                      | 1,130.00                 |
| Wyoming                             | Murder in Indian Country                            | 1,510.00                 |
| <u>District of Columbia</u>         | ( 11 cases )  | <u>38,037.89</u>         |
|                                     | Carrying a Pistol w/o License;<br>False Declaration | 1,527.50                 |
|                                     | Narcotic Violation, Conspiracy                      | 1,937.00                 |
|                                     | Narcotic Violation, Conspiracy                      | 2,000.00                 |
|                                     | Narcotic Violation, Conspiracy                      | 2,000.00                 |
|                                     | Narcotic Violation, Conspiracy                      | 2,000.00                 |
|                                     | Narcotic Violation, Conspiracy                      | 2,004.00                 |
|                                     | Narcotic Violation                                  | 2,072.00                 |
|                                     | Narcotic Violation, Conspiracy                      | 2,318.39                 |
|                                     | Narcotic Violation, Conspiracy                      | 3,016.00                 |
|                                     | Conspiracy, Interstate Travel in<br>Racketeering    | 4,163.00                 |
|                                     | Mail Fraud, Wire Fraud                              | 15,000.00                |

Average claim for Appeals Court-----\$1,527.86  
 Average claim for District Court-----\$2,624.01  
 Average claim for All Courts-----\$2,532.22

## EXHIBIT E-1

CLAIMS FOR COMPENSATION IN EXCESS OF \$400 FOR EXTENDED OR COMPLEX  
 REPRESENTATION BY ATTORNEYS IN MISDEMEANOR CASES  
 FOR FISCAL YEAR 1977 AS OF  
 SEPTEMBER 30, 1978

| <u>Circuit/District</u>             | <u>Charge</u>                 | <u>Compensation Paid</u> |
|-------------------------------------|-------------------------------|--------------------------|
| <u>TOTAL -- ALL DISTRICT COURTS</u> | ( 14 cases )                  | <u>\$11,847.85</u>       |
| <u>Second Circuit</u>               | ( 2 cases )                   | <u>1,579.70</u>          |
| New York, S.                        | Grand Jury Witness            | 590.94                   |
|                                     | Grand Jury Witness            | 988.76                   |
| <u>Third Circuit</u>                | ( 2 cases )                   | <u>1,683.75</u>          |
| Pennsylvania, E.                    | Grand Jury Witness            | 1,000.00                 |
| Pennsylvania, M.                    | False Claim for Postal Losses | 683.75                   |
| <u>Fifth Circuit</u>                | ( 1 case )                    | <u>585.00</u>            |
| Florida, M.                         | Grand Jury Witness            | 585.00                   |
| <u>Seventh Circuit</u>              | ( 1 case )                    | <u>804.00</u>            |
| Illinois, S.                        | Fraud--Exemption Certificate  | 804.00                   |
| <u>Ninth Circuit</u>                | ( 5 cases )                   | <u>4,855.40</u>          |
| California, E.                      | Infringement of a Copyright   | 664.40                   |
| California, C.                      | Assault                       | 1,355.00                 |
| Hawaii                              | Trespassing                   | 1,040.00                 |
|                                     | Trespassing                   | 1,183.00                 |
| Oregon                              | Assault                       | 613.00                   |
| <u>Tenth Circuit</u>                | ( 3 cases )                   | <u>2,340.00</u>          |
| Oklahoma, N.                        | False Claims on Parcels       | 800.00                   |
| Oklahoma, E.                        | Using Unregistered Pesticide  | 1,040.00                 |
| Oklahoma, W.                        | Possession of Narcotics       | 500.00                   |

Average Claim for District Court-----\$846.28

## EXHIBIT E-2

CLAIMS FOR COMPENSATION IN EXCESS OF \$400 FOR EXTENDED OR COMPLEX  
 REPRESENTATION BY ATTORNEYS IN MISDEMEANOR CASES  
 FOR FISCAL YEAR 1978 AS OF SEPTEMBER 30, 1978

| <u>Circuit/District</u>             | <u>Charge</u>                                 | <u>Compensation Paid</u> |
|-------------------------------------|---|--------------------------|
| <u>TOTAL -- ALL DISTRICT COURTS</u> | ( 9 cases )                                   | <u>\$6,260.60</u>        |
| <u>Second Circuit</u>               | ( 1 case )                                    | <u>731.00</u>            |
| Vermont                             | Illegal Entry into U.S.                       | 731.00                   |
| <u>Third Circuit</u>                | ( 3 cases )                                   | <u>1,530.00</u>          |
| New Jersey                          | Grand Jury Witness                            | 410.00                   |
|                                     | Theft from Interstate Shipment                | 540.00                   |
| Pennsylvania, W.                    | Grand Jury Witness                            | 580.00                   |
| <u>Fourth Circuit</u>               | ( 2 Cases )                                   | <u>1,659.60</u>          |
| Maryland                            | Driving While License<br>Suspended or Revoked | 708.75                   |
| South Carolina                      | Interfering with a Secret<br>Service Agent    | 950.85                   |
| <u>Eighth Circuit</u>               | ( 3 cases )                                   | <u>2,340.00</u>          |
| Missouri, E.                        | False Statements on Tax Return                | 800.00                   |
|                                     | False Statements on Tax Return                | 1,000.00                 |
| Missouri, E.                        | Criminal Contempt                             | 540.00                   |

Average Claim -----\$695.62

## EXHIBIT F-1

CLAIMS FOR COMPENSATION IN EXCESS OF \$250 FOR EXTENDED OR COMPLEX  
REPRESENTATION BY ATTORNEYS IN CONNECTION WITH  
DISCRETIONARY APPOINTMENTS FOR FISCAL YEAR 1977  
AS OF SEPTEMBER 30, 1978

| <u>Circuit/District</u>    | <u>Charge</u>     | <u>Compensation Paid</u> |
|----------------------------|-------------------|--------------------------|
| <u>TOTAL -- ALL COURTS</u> | ( 183 cases )     | <u>\$127,492.53</u>      |
| I. <u>Court of Appeals</u> | ( 93 cases )      | <u>61,442.18</u>         |
| <u>First Circuit</u>       | ( 7 cases )       | <u>5,363.66</u>          |
|                            | Habeas Petitioner | 318.25                   |
|                            | Habeas Petitioner | 450.00                   |
|                            | Habeas Petitioner | 496.80                   |
|                            | Habeas Petitioner | 501.00                   |
|                            | Habeas Petitioner | 746.00                   |
|                            | Habeas Petitioner | 1,149.61                 |
|                            | Habeas Petitioner | 1,702.00                 |
| <u>Second Circuit</u>      | ( 8 cases )       | <u>6,418.50</u>          |
|                            | 2255 Petitioner   | 300.00                   |
|                            | Habeas Petitioner | 390.00                   |
|                            | 2255 Petitioner   | 510.00                   |
|                            | 2255 Petitioner   | 760.00                   |
|                            | Habeas Petitioner | 795.50                   |
|                            | Habeas Petitioner | 1,000.00                 |
|                            | Habeas Petitioner | 1,130.00                 |
|                            | Habeas Petitioner | 1,533.00                 |
| <u>Third Circuit</u>       | ( 12 cases )      | <u>10,212.94</u>         |
|                            | 2255 Petitioner   | 374.00                   |
|                            | 2255 Petitioner   | 381.00                   |
|                            | Habeas Petitioner | 475.00                   |
|                            | 2255 Petitioner   | 745.00                   |
|                            | 2255 Petitioner   | 753.44                   |
|                            | Habeas Petitioner | 894.50                   |
|                            | 2255 Petitioner   | 940.00                   |
|                            | 2255 Petitioner   | 997.00                   |
|                            | Habeas Petitioner | 1,000.00                 |
|                            | Habeas Petitioner | 1,000.00                 |
|                            | Habeas Petitioner | 1,215.00                 |
|                            | 2255 Petitioner   | 1,438.00                 |
| <u>Fourth Circuit</u>      | ( 2 cases )       | <u>1,895.00</u>          |
|                            | Habeas Petitioner | 900.00                   |
|                            | Habeas Petitioner | 995.00                   |
| <u>Fifth Circuit</u>       | ( 32 cases )      | <u>12,779.00</u>         |
|                            | Habeas Petitioner | 256.00                   |

## EXHIBIT F-1

CLAIMS FOR COMPENSATION IN EXCESS OF \$250 FOR EXTENDED OR COMPLEX  
REPRESENTATION BY ATTORNEYS IN CONNECTION WITH  
DISCRETIONARY APPOINTMENTS FOR FISCAL YEAR 1977  
AS OF SEPTEMBER 30, 1978

| <u>Circuit/District</u>             | <u>Charge</u>                | <u>Compensation Paid</u> |
|-------------------------------------|------------------------------|--------------------------|
| <u>I. Court of Appeals (cont'd)</u> |                              |                          |
|                                     | Habeas Petitioner            | 268.00                   |
|                                     | Habeas Petitioner            | 275.00                   |
|                                     | Habeas Petitioner            | 280.00                   |
|                                     | Habeas Petitioner            | 280.00                   |
|                                     | Habeas Petitioner            | 283.00                   |
|                                     | Habeas Petitioner            | 288.00                   |
|                                     | Habeas Petitioner            | 293.00                   |
|                                     | Habeas Petitioner            | 294.00                   |
|                                     | Habeas Petitioner            | 298.00                   |
|                                     | Habeas Petitioner            | 300.00                   |
|                                     | 2255 Petitioner              | 308.00                   |
|                                     | 2255 Petitioner              | 311.00                   |
|                                     | Habeas Petitioner            | 313.00                   |
|                                     | 2255 Petitioner              | 329.00                   |
|                                     | Habeas Petitioner            | 333.00                   |
|                                     | Habeas Petitioner            | 354.00                   |
|                                     | Habeas Petitioner            | 370.00                   |
|                                     | Habeas Petitioner            | 384.00                   |
|                                     | Habeas Petitioner            | 385.00                   |
|                                     | Habeas Petitioner            | 397.00                   |
|                                     | Habeas Petitioner            | 417.00                   |
|                                     | Habeas Petitioner            | 418.00                   |
|                                     | Habeas Petitioner            | 430.00                   |
|                                     | 2255 Petitioner              | 440.00                   |
|                                     | Habeas Petitioner            | 450.00                   |
|                                     | Habeas Petitioner            | 477.00                   |
|                                     | Habeas Petitioner            | 493.00                   |
|                                     | Habeas Petitioner            | 523.00                   |
|                                     | Habeas Petitioner            | 554.00                   |
|                                     | Habeas Petitioner            | 575.00                   |
|                                     | Habeas Petitioner            | 1,403.00                 |
| <br>Eighth Circuit                  | <br>( 18 cases )             | <br><u>14,049.13</u>     |
|                                     | Habeas Petitioner (Appellee) | 385.75                   |
|                                     | Habeas Petitioner            | 400.00                   |
|                                     | Habeas Petitioner            | 400.00                   |
|                                     | Habeas Petitioner (Appellee) | 445.00                   |
|                                     | 2255 Petitioner              | 490.00                   |
|                                     | Habeas Petitioner            | 497.13                   |
|                                     | 2255 Petitioner              | 500.00                   |
|                                     | Habeas Petitioner            | 500.00                   |
|                                     | Habeas Petitioner (Appellee) | 604.00                   |
|                                     | 2255 Petitioner              | 644.25                   |
|                                     | Habeas Petitioner            | 700.00                   |
|                                     | Habeas Petitioner            | 700.00                   |
|                                     | Habeas Petitioner            | 740.00                   |



CLAIMS FOR COMPENSATION IN EXCESS OF \$250 FOR EXTENDED OR COMPLEX  
REPRESENTATION BY ATTORNEYS IN CONNECTION WITH  
DISCRETIONARY APPOINTMENTS FOR FISCAL YEAR 1977  
AS OF SEPTEMBER 30, 1978

| <u>Circuit/District</u>             | <u>Charge</u>                | <u>Compensation Paid</u> |
|-------------------------------------|------------------------------|--------------------------|
| I. <u>Court of Appeals (cont'd)</u> |                              |                          |
|                                     | Habeas Petitioner            | 756.00                   |
|                                     | Habeas Petitioner            | 772.00                   |
|                                     | Habeas Petitioner            | 800.00                   |
|                                     | Habeas Petitioner            | 850.00                   |
|                                     | Habeas Petitioner            | 3,865.00                 |
| Ninth Circuit                       | ( 12 cases )                 | <u>8,963.95</u>          |
|                                     | Habeas Petitioner            | 308.00                   |
|                                     | Habeas Petitioner            | 450.00                   |
|                                     | Probation Violator           | 490.00                   |
|                                     | 2255 Petitioner              | 664.00                   |
|                                     | Habeas Petitioner            | 680.00                   |
|                                     | Probation Violator           | 691.00                   |
|                                     | Habeas Petitioner            | 775.00                   |
|                                     | 2255 Petitioner              | 860.00                   |
|                                     | Habeas Petitioner            | 892.00                   |
|                                     | Habeas Petitioner            | 906.45                   |
|                                     | Habeas Petitioner (Appellee) | 1,000.00                 |
|                                     | Habeas Petitioner            | 1,247.50                 |
| Tenth Circuit                       | ( 2 cases )                  | <u>1,760.00</u>          |
|                                     | Probation Violator           | 760.00                   |
|                                     | 2255 Petitioner              | 1,000.00                 |
| II. <u>District Courts</u>          | ( 90 cases )                 | <u>66,050.35</u>         |
| <u>First Circuit</u>                | ( 2 cases )                  | <u>1,001.00</u>          |
| Massachusetts                       | Habeas Petitioner            | 475.00                   |
|                                     | Probation Violator           | 526.00                   |
| <u>Second Circuit</u>               | ( 15 cases )                 | <u>10,138.32</u>         |
| Connecticut                         | Habeas Petitioner            | 1,140.00                 |
| New York, E.                        | Habeas Petitioner            | 265.00                   |
|                                     | Habeas Petitioner            | 273.40                   |
|                                     | 2255 Petitioner              | 430.00                   |
|                                     | 2255 Petitioner              | 465.00                   |
|                                     | Probation Violator           | 965.00                   |
|                                     | 2255 Petitioner              | 985.00                   |

## EXHIBIT F-1

CLAIMS FOR COMPENSATION IN EXCESS OF \$250 FOR EXTENDED OR COMPLEX  
 REPRESENTATION BY ATTORNEYS IN CONNECTION WITH  
 DISCRETIONARY APPOINTMENTS FOR FISCAL YEAR 1977  
 AS OF SEPTEMBER 30, 1978

| <u>Circuit/District</u>             | <u>Charge</u>      | <u>Compensation Paid</u> |
|-------------------------------------|--------------------|--------------------------|
| <u>II. District Courts (cont'd)</u> |                    |                          |
| New York, S.                        | Probation Violator | 275.00                   |
|                                     | Habeas Petitioner  | 310.00                   |
|                                     | Habeas Petitioner  | 516.73                   |
|                                     | Habeas Petitioner  | 516.73                   |
|                                     | Habeas Petitioner  | 621.46                   |
|                                     | Habeas Petitioner  | 2,475.00                 |
| New York, W.                        | Habeas Petitioner  | 450.00                   |
|                                     | Habeas Petitioner  | 450.00                   |
| <u>Third Circuit</u>                | ( 11 cases )       | <u>8,002.40</u>          |
| New Jersey                          | 2255 Petitioner    | 443.00                   |
|                                     | Material Witness   | 450.00                   |
|                                     | Habeas Petitioner  | 1,180.40                 |
|                                     | Material Witness   | 1,245.00                 |
| Pennsylvania, E.                    | Probation Violator | 239.00                   |
|                                     | Parole Violator    | 340.00                   |
|                                     | 2255 Petitioner    | 355.00                   |
|                                     | Habeas Petitioner  | 390.00                   |
|                                     | Habeas Petitioner  | 630.00                   |
|                                     | Habeas Petitioner  | 780.00                   |
|                                     | Habeas Petitioner  | 1,950.00                 |
| <u>Fourth Circuit</u>               | ( 4 cases )        | <u>3,050.00</u>          |
| Maryland                            | Habeas Petitioner  | 400.00                   |
|                                     | Habeas Petitioner  | 650.00                   |
| Virginia, E.                        | Habeas Petitioner  | 1,500.00                 |
| West Virginia, S.                   | Parole Violator    | 500.00                   |
| <u>Fifth Circuit</u>                | ( 20 cases )       | <u>7,890.25</u>          |
| Alabama, N.                         | 2255 Petitioner    | 290.00                   |
| Alabama, M.                         | Habeas Petitioner  | 420.00                   |
| Florida, N.                         | Habeas Petitioner  | 348.00                   |
| Florida, M.                         | Habeas Petitioner  | 321.00                   |
|                                     | Habeas Petitioner  | 500.00                   |

CLAIMS FOR COMPENSATION IN EXCESS OF \$250 FOR EXTENDED OR COMPLEX  
REPRESENTATION BY ATTORNEYS IN CONNECTION WITH  
DISCRETIONARY APPOINTMENTS FOR FISCAL YEAR 1977  
AS OF SEPTEMBER 30, 1978

| <u>Circuit/District</u>             | <u>Charge</u>      | <u>Compensation Paid</u> |
|-------------------------------------|--------------------|--------------------------|
| <u>II. District Courts (cont'd)</u> |                    |                          |
| Georgia, N.                         | Habeas Petitioner  | 289.00                   |
|                                     | Habeas Petitioner  | 335.00                   |
|                                     | Habeas Petitioner  | 408.00                   |
| Georgia, M.                         | 2255 Petitioner    | 487.45                   |
| Louisiana, E.                       | Rule 35            | 291.30                   |
| Mississippi, N.                     | Habeas Petitioner  | 406.00                   |
|                                     | Habeas Petitioner  | 500.00                   |
| Texas, N.                           | Habeas Petitioner  | 389.00                   |
| Texas, S.                           | Habeas Petitioner  | 274.00                   |
|                                     | Habeas Petitioner  | 303.00                   |
|                                     | Habeas Petitioner  | 364.00                   |
|                                     | Habeas Petitioner  | 385.00                   |
|                                     | Habeas Petitioner  | 386.50                   |
|                                     | Habeas Petitioner  | 420.00                   |
|                                     | Habeas Petitioner  | 773.00                   |
| <u>Sixth Circuit</u>                | ( 5 cases )        | <u>3,458.50</u>          |
| Michigan, E.                        | Probation Violator | 271.00                   |
|                                     | 2255 Petitioner    | 415.00                   |
|                                     | Habeas Petitioner  | 1,132.00                 |
| Ohio, N.                            | Habeas Petitioner  | 1,320.00                 |
| Ohio, S.                            | Habeas Petitioner  | 320.50                   |
| <u>Seventh Circuit</u>              | ( 3 cases )        | <u>5,054.50</u>          |
| Illinois, N.                        | Rule 35            | 380.00                   |
|                                     | Habeas Petitioner  | 4,222.00                 |
| Indiana, N.                         | Probation Violator | 452.50                   |
| <u>Eighth Circuit</u>               | ( 8 cases )        | <u>7,547.72</u>          |
| Arkansas, E.                        | 2255 Petitioner    | 600.00                   |
|                                     | Habeas Petitioner  | 810.00                   |
|                                     | Habeas Petitioner  | 829.00                   |

## EXHIBIT F-1

CLAIMS FOR COMPENSATION IN EXCESS OF \$250 FOR EXTENDED OR COMPLEX  
REPRESENTATION BY ATTORNEYS IN CONNECTION WITH  
DISCRETIONARY APPOINTMENTS FOR FISCAL YEAR 1977  
AS OF SEPTEMBER 30, 1978

| <u>Circuit/District</u>             | <u>Charge</u>      | <u>Compensation Paid</u> |
|-------------------------------------|--------------------|--------------------------|
| <u>II. District Courts (cont'd)</u> |                    |                          |
| Nebraska                            | Habeas Petitioner  | 501.82                   |
|                                     | Habeas Petitioner  | 1,200.00                 |
| South Dakota                        | Probation Violator | 395.00                   |
|                                     | Habeas Petitioner  | 1,549.10                 |
|                                     | Habeas Petitioner  | 1,662.80                 |
| <u>Ninth Circuit</u>                | ( 19 cases )       | <u>18,568.66</u>         |
| Alaska                              | Probation Violator | 552.50                   |
|                                     | Parole Violator    | 930.00                   |
| Arizona                             | Habeas Petitioner  | 389.00                   |
|                                     | Material Witness   | 666.00                   |
|                                     | Material Witness   | 1,891.00                 |
|                                     | Material Witness   | 1,902.00                 |
| California, N.                      | Habeas Petitioner  | 340.00                   |
|                                     | Habeas Petitioner  | 480.00                   |
| California, C.                      | Material Witness   | 560.00                   |
|                                     | Material Witness   | 1,085.00                 |
| California, S.                      | Material Witness   | 290.00                   |
|                                     | Probation Violator | 310.00                   |
|                                     | Material Witness   | 324.00                   |
| Hawaii                              | Probation Violator | 400.00                   |
| Montana                             | Probation Violator | 277.50                   |
|                                     | Habeas Petitioner  | 6,999.66                 |
| Oregon                              | 2255 Petitioner    | 370.00                   |
|                                     | Probation Violator | 439.00                   |
| Washington, W.                      | Parole Violator    | 393.00                   |
| <u>Tenth Circuit</u>                | ( 1 case )         | <u>500.00</u>            |
| Oklahoma                            | 2255 Petitioner    | 500.00                   |
| <u>District of Columbia</u>         | ( 2 cases )        | <u>839.00</u>            |
|                                     | Probation Violator | 339.00                   |
|                                     | Habeas Petitioner  | 500.00                   |

CLAIMS FOR COMPENSATION IN EXCESS OF \$250 FOR EXTENDED OR COMPLEX  
REPRESENTATION BY ATTORNEYS IN CONNECTION WITH  
DISCRETIONARY APPOINTMENTS FOR FISCAL YEAR 1977  
AS OF SEPTEMBER 30, 1978

|  |          |
|--|----------|
| Average Claim for Appeals Court-----   | \$660.67 |
| Average Claim for District Courts----- | \$733.89 |
| Average Claim for All Courts-----      | \$696.68 |

## EXHIBIT F-2

CLAIMS FOR COMPENSATION IN EXCESS OF \$250 FOR EXTENDED OR COMPLEX  
 REPRESENTATION BY ATTORNEYS IN SUBSECTION (g) CASES  
 FOR FISCAL YEAR 1978 AS OF SEPTEMBER 30, 1978

| <u>Circuit/District</u>    | <u>Charge</u>      | <u>Compensation Paid</u> |
|----------------------------|--------------------|--------------------------|
| <u>TOTAL -- ALL COURTS</u> | ( 42 cases )       | <u>\$26,224.51</u>       |
| I. <u>Court of Appeals</u> | ( 20 cases )       | <u>13,512.55</u>         |
| <u>Second Circuit</u>      | ( 11 cases )       | <u>8,433.00</u>          |
|                            | Habeas Petitioner  | 265.00                   |
|                            | 2255 Petitioner    | 330.00                   |
|                            | 2255 Petitioner    | 665.00                   |
|                            | Habeas Petitioner  | 675.00                   |
|                            | Habeas Petitioner  | 675.00                   |
|                            | Habeas Petitioner  | 713.00                   |
|                            | Habeas Petitioner  | 770.00                   |
|                            | Habeas Petitioner  | 925.00                   |
|                            | Habeas Petitioner  | 995.00                   |
|                            | Habeas Petitioner  | 1,000.00                 |
|                            | Habeas Petitioner  | 1,420.00                 |
| <u>Third Circuit</u>       | ( 1 case )         | <u>352.00</u>            |
|                            | Probation Violator | 352.00                   |
| <u>Fourth Circuit</u>      | ( 1 Case )         | <u>850.00</u>            |
|                            | Habeas Petitioner  | 850.00                   |
| <u>Fifth Circuit</u>       | ( 2 cases )        | <u>706.00</u>            |
|                            | Habeas Petitioner  | 340.00                   |
|                            | Habeas Petitioner  | 366.00                   |
| <u>Eighth Circuit</u>      | ( 5 cases )        | <u>3,171.55</u>          |
|                            | Habeas Petitioner  | 500.00                   |
|                            | Habeas Petitioner  | 500.00                   |
|                            | Probation Violator | 639.00                   |
|                            | Habeas Petitioner  | 750.00                   |
|                            | Habeas Petitioner  | 782.55                   |
| II. <u>District Courts</u> | ( 22 cases )       | <u>12,711.96</u>         |
| <u>Second Circuit</u>      | ( 3 cases )        | <u>1,338.77</u>          |
| Connecticut                | 2255 Petitioner    | 335.00                   |
| New York, E.               | Habeas Petitioner  | 490.10                   |
|                            | Habeas Petitioner  | 513.67                   |

## EXHIBIT F-2

CLAIMS FOR COMPENSATION IN EXCESS OF \$250 OR EXTENDED OR COMPLEX  
 REPRESENTATION BY ATTORNEYS IN SUBSECTION (g) CASES  
 FOR FISCAL YEAR 1978 AS OF SEPTEMBER 30, 1978

| <u>Circuit/District</u>             | <u>Charge</u>      | <u>Compensation Paid</u> |
|-------------------------------------|--------------------|--------------------------|
| <u>II. District Courts (cont'd)</u> |                    |                          |
| <u>Third Circuit</u>                | ( 1 case )         | <u>750.00</u>            |
| New Jersey                          | Habeas Petitioner  | 750.00                   |
| <u>Fourth Circuit</u>               | ( 4 cases )        | <u>2,401.50</u>          |
| North Carolina, E.                  | Habeas Petitioner  | 755.00                   |
| North Carolina, W.                  | Habeas Petitioner  | 422.50                   |
|                                     | Habeas Petitioner  | 543.00                   |
|                                     | Habeas Petitioner  | 681.00                   |
| <u>Fifth Circuit</u>                | ( 4 cases )        | <u>3,398.60</u>          |
| Florida, N.                         | Habeas Petitioner  | 333.00                   |
| Louisiana, E.                       | Habeas Petitioner  | 2,320.60                 |
| Mississippi, S.                     | Probation Violator | 420.00                   |
| Texas, E.                           | Parole Violator    | 325.00                   |
| <u>Seventh Circuit</u>              | ( 2 cases )        | <u>810.00</u>            |
| Illinois, N.                        | Habeas Petitioner  | 390.00                   |
|                                     | Probation Violator | 420.00                   |
| <u>Eighth Circuit</u>               | ( 4 cases )        | <u>1,554.60</u>          |
| Iowa, S.                            | Material Witness   | 360.00                   |
| Missouri, W.                        | Habeas Petitioner  | 450.00                   |
| South Dakota                        | Probation Violator | 340.00                   |
|                                     | 2255 Petitioner    | 404.60                   |
| <u>Ninth Circuit</u>                | ( 3 cases )        | <u>1,009.00</u>          |
| California, C.                      | Post Trial Motion  | 323.00                   |
| California, S.                      | 2255 Petitioner    | 340.00                   |
| Oregon                              | Post Trial Motion  | 346.00                   |

EXHIBIT F-2

CLAIMS FOR COMPENSATION IN EXCESS OF \$250 OR EXTENDED OR COMPLEX  
 REPRESENTATION BY ATTORNEYS IN SUBSECTION (g) cases  
 FOR FISCAL YEAR 1978 AS OF SEPTEMBER 30, 1978

| <u>Circuit/District</u>             | <u>Charge</u>     | <u>Compensation Paid</u> |
|-------------------------------------|-------------------|--------------------------|
| II. <u>District Courts (cont'd)</u> |                   |                          |
| <u>District of Columbia</u>         | ( 1 case )        | <u>1,449.49</u>          |
|                                     | Habeas Petitioner | 1,449.49                 |

Average claim for Appeals Courts-----\$675.63  
 Average claim for District Courts-----\$577.82  
 Average claim for All Courts-----\$624.39



## EXHIBIT G-1

CLAIMS FOR COMPENSATION IN EXCESS OF \$300 FOR EXPERT OR OTHER SERVICES  
OF AN UNUSUAL CHARACTER OR DURATION  
FOR FISCAL YEAR 1977  
AS OF SEPTEMBER 30, 1978

| <u>Circuit/District</u>             | <u>Type of Expert or<br/>Other Service</u> | <u>Compensation Paid</u> |
|-------------------------------------|--|--------------------------|
| <u>TOTAL -- ALL DISTRICT COURTS</u> | ( 134 cases )                              | <u>\$112,785.75</u>      |
| <u>Second Circuit</u>               | ( 32 cases )                               | <u>24,422.74</u>         |
| New York, E.                        | Interpreter                                | 355.00                   |
|                                     | Investigator                               | 375.00                   |
|                                     | Interpreter                                | 409.38                   |
|                                     | Investigator                               | 450.00                   |
|                                     | Interpreter                                | 537.52                   |
|                                     | Interpreter                                | 680.00                   |
|                                     | Investigator                               | 1,520.00                 |
| New York, S.                        | Interpreter                                | 318.76                   |
|                                     | Interpreter                                | 350.00                   |
|                                     | Interpreter                                | 357.42                   |
|                                     | Interpreter                                | 400.00                   |
|                                     | Interpreter                                | 410.00                   |
|                                     | Interpreter                                | 457.03                   |
|                                     | Interpreter                                | 458.64                   |
|                                     | Interpreter                                | 460.00                   |
|                                     | Investigator                               | 476.90                   |
|                                     | Psychiatrist                               | 490.00                   |
|                                     | Interpreter                                | 599.24                   |
|                                     | Investigator                               | 660.00                   |
|                                     | Interpreter                                | 710.00                   |
|                                     | Interpreter                                | 729.65                   |
|                                     | Interpreter                                | 779.24                   |
|                                     | Interpreter                                | 849.33                   |
|                                     | Accountant                                 | 925.00                   |
|                                     | Interpreter                                | 1,010.66                 |
|                                     | Handwriting Expert                         | 1,095.65                 |
|                                     | Interpreter                                | 1,186.00                 |
|                                     | Psychiatrist                               | 1,260.00                 |
|                                     | Interpreter                                | 1,350.00                 |
|                                     | Interpreter                                | 1,361.32                 |
|                                     | Interpreter                                | 1,401.00                 |
|                                     | Psychiatrist                               | 2,000.00                 |
| <u>Third Circuit</u>                | ( 6 cases )                                | <u>3,931.04</u>          |
| New Jersey                          | Investigator                               | 329.00                   |
|                                     | Investigator                               | 402.04                   |
|                                     | Psychiatrist                               | 500.00                   |
|                                     | Investigator                               | 600.00                   |
|                                     | Investigator                               | 900.00                   |
|                                     | Investigator                               | 1,200.00                 |

## EXHIBIT G-1

CLAIMS FOR COMPENSATION IN EXCESS OF \$300 FOR EXPERT OR OTHER SERVICES  
OF AN UNUSUAL CHARACTER OR DURATION  
FOR FISCAL YEAR 1977  
AS OF SEPTEMBER 30, 1978

| <u>Circuit/District</u> | <u>Type of Expert or<br/>Other Service</u> | <u>Compensation Paid</u> |
|-------------------------|--|--------------------------|
| <u>Fourth Circuit</u>   | ( 6 cases )                                | <u>4,108.20</u>          |
| Maryland                | Psychiatrist                               | 375.00                   |
|                         | Psychiatrist                               | 575.00                   |
|                         | Psychiatrist                               | 600.00                   |
|                         | Psychiatrist                               | 803.00                   |
|                         | Interpreter                                | 1,168.00                 |
| South Carolina          | Interpreter                                | 587.20                   |
| <u>Fifth Circuit</u>    | ( 9 cases )                                | <u>5,086.87</u>          |
| Florida, S.             | Psychiatrist                               | 310.00                   |
|                         | Psychiatrist                               | 475.00                   |
|                         | Psychiatrist                               | 500.00                   |
| Louisiana, E.           | Investigator                               | 856.87                   |
| Texas, N.               | Psychiatrist                               | 560.00                   |
| Texas, E.               | Handwriting Expert                         | 350.00                   |
|                         | Mathematician                              | 530.00                   |
| Texas, S.               | Psychiatrist                               | 550.00                   |
|                         | Psychiatrist                               | 955.00                   |
| <u>Sixth Circuit</u>    | ( 21 cases )                               | <u>29,605.35</u>         |
| Kentucky, E.            | Psychiatrist                               | 816.00                   |
| Michigan, E.            | Anesthesiologist                           | 500.00                   |
|                         | Investigator                               | 510.00                   |
|                         | Investigator                               | 537.50                   |
|                         | Psychiatrist                               | 625.00                   |
|                         | Investigator                               | 660.00                   |
|                         | Physician                                  | 780.00                   |
|                         | Psychiatrist                               | 900.00                   |
|                         | Investigator                               | 1,235.00                 |
|                         | Investigator                               | 1,400.00                 |
|                         | Physician                                  | 2,008.00                 |
|                         | Investigator                               | 2,162.50                 |
|                         | Analytical Chemist/<br>Toxicologist        | 3,195.00                 |
|                         | Investigator                               | 4,875.50                 |
|                         | Anesthesiologist                           | 5,898.75                 |

CLAIMS FOR COMPENSATION IN EXCESS OF \$300 FOR EXPERT OR OTHER SERVICES  
OF AN UNUSUAL CHARACTER OR DURATION  
FOR FISCAL YEAR 1977  
AS OF SEPTEMBER 30, 1978

| <u>Circuit/District</u> | <u>Type of Expert or<br/>Other Service</u> | <u>Compensation Paid</u> |
|-------------------------|--|--------------------------|
| Ohio, N.                | Psychiatrist                               | 645.50                   |
|                         | Psychiatrist                               | 645.50                   |
|                         | Psychiatrist                               | 466.80                   |
|                         | Psychiatrist                               | 466.80                   |
| Ohio, S.                | Chemist                                    | 375.00                   |
| Tennessee, M.           | Psychiatrist                               | 902.50                   |
| <u>Seventh Circuit</u>  | ( 5 cases )                                | <u>3,128.19</u>          |
| Illinois, N.            | Psychiatrist                               | 400.00                   |
| Illinois, S.            | Fingerprint                                | 311.11                   |
| Indiana, N.             | Interpreter                                | 515.00                   |
|                         | Architect                                  | 951.04                   |
|                         | Architect                                  | 951.04                   |
| <u>Eighth Circuit</u>   | ( 5 cases )                                | <u>5,175.50</u>          |
| Arkansas, E.            | Psychiatrist                               | 357.50                   |
| Iowa, S.                | Investigator                               | 630.00                   |
|                         | Investigator                               | 688.00                   |
| Missouri, W.            | Psychiatrist                               | 3,005.00                 |
| South Dakota            | Investigator                               | 495.00                   |
| <u>Ninth Circuit</u>    | ( 44 cases )                               | <u>33,780.86</u>         |
| Alaska                  | Psychiatrist                               | 352.00                   |
|                         | Typewriter Characteristics                 | 750.00                   |
|                         | Fingerprint & Document                     | 2,000.00                 |
| Arizona                 | Handwriting                                | 500.00                   |
|                         | Psychologist                               | 550.00                   |
| California, N.          | Investigator                               | 375.00                   |
|                         | Investigator                               | 390.00                   |
|                         | Psychiatrist                               | 390.00                   |
|                         | Investigator                               | 405.00                   |
|                         | Investigator                               | 465.00                   |
|                         | Investigator                               | 468.75                   |

## EXHIBIT G-1

CLAIMS FOR COMPENSATION IN EXCESS OF \$300 FOR EXPERT OR OTHER SERVICES  
OF AN UNUSUAL CHARACTER OR DURATION  
FOR FISCAL YEAR 1977  
AS OF SEPTEMBER 30, 1978

| <u>Circuit/District</u> | <u>Type of Expert or<br/>Other Service</u> | <u>Compensation Paid</u> |
|-------------------------|--|--------------------------|
|                         | Psychiatrist                               | 500.00                   |
|                         | Psychiatrist                               | 600.00                   |
|                         | Psychiatrist                               | 600.00                   |
|                         | Psychiatrist                               | 600.00                   |
|                         | Investigator                               | 620.00                   |
|                         | Investigator                               | 708.75                   |
|                         | Investigator                               | 765.00                   |
|                         | Accountant                                 | 840.00                   |
|                         | Psychiatrist                               | 1,200.00                 |
| California, E.          | Investigator                               | 669.56                   |
|                         | Investigator                               | 856.15                   |
| California, C.          | Psychologist                               | 450.00                   |
|                         | Psychiatrist                               | 450.00                   |
|                         | Psychiatrist                               | 700.00                   |
|                         | Books/Records Examiner                     | 3,840.00                 |
| California, S.          | Actuary                                    | 350.00                   |
|                         | Psychiatrist                               | 405.00                   |
|                         | Investigator                               | 524.00                   |
|                         | Investigator                               | 572.00                   |
|                         | Interpreter                                | 670.00                   |
| Guam                    | Document Examiner                          | 2,052.90                 |
| Hawaii                  | Psychiatrist                               | 877.50                   |
| Montana                 | Psychiatrist                               | 695.00                   |
| Nevada                  | Psychiatrist                               | 700.00                   |
|                         | Investigator                               | 825.00                   |
| Oregon                  | Psychiatrist                               | 400.00                   |
|                         | Physician                                  | 450.00                   |
|                         | Physician                                  | 915.00                   |
|                         | Psychologist                               | 1,050.00                 |
| Washington, E.          | Civil Engineer                             | 628.00                   |
| Washington, W.          | Psychiatrist                               | 340.00                   |
|                         | Psychiatrist                               | 796.25                   |
|                         | Psychiatrist                               | 1,485.00                 |

EXHIBIT G-1

CLAIMS FOR COMPENSATION IN EXCESS OF \$300 FOR EXPERT OR OTHER SERVICES  
 OF AN UNUSUAL CHARACTER OR DURATION  
 FOR FISCAL YEAR 1977  
 AS OF SEPTEMBER 30, 1978

| <u>Circuit/District</u>     | <u>Type of Expert or<br/>Other Service</u> | <u>Compensation Paid</u> |
|-----------------------------|--|--------------------------|
| <u>Tenth Circuit</u>        | ( 4 cases )                                | <u>1,915.00</u>          |
| Kansas                      | Psychiatrist                               | 450.00                   |
|                             | Psychiatrist                               | 500.00                   |
|                             | Psychiatrist                               | 550.00                   |
| Oklahoma, E.                | Psychiatrist                               | 415.00                   |
| <u>District of Columbia</u> | ( 2 cases )                                | <u>1,632.00</u>          |
|                             | Investigator                               | 560.00                   |
|                             | Investigator                               | 1,072.00                 |

Average claim for District Court-----\$841.68

## EXHIBIT G-2

CLAIMS FOR COMPENSATION IN EXCESS OF \$300 FOR EXPERT OR OTHER  
SERVICES OF AN UNUSUAL CHARACTER OR DURATION FOR  
FISCAL YEAR 1978 AS OF SEPTEMBER 30, 1978

| <u>Circuit/District</u>             | <u>Type of Expert or<br/>Other Services</u> | <u>Compensation Paid</u> |
|-------------------------------------|---|--------------------------|
| <u>TOTAL -- ALL DISTRICT COURTS</u> | ( 98 cases )                                | <u>\$76,397.04</u>       |
| <u>First Circuit</u>                | ( 2 cases )                                 | <u>1,000.00</u>          |
| Massachusetts                       | Investigator                                | 500.00                   |
| New Hampshire                       | Investigator                                | 500.00                   |
| <u>Second Circuit</u>               | ( 32 cases )                                | <u>24,437.30</u>         |
| Connecticut                         | Psychiatric Consultation                    | 375.00                   |
|                                     | Psychiatrist                                | 450.00                   |
|                                     | Certified Public Accountant                 | 600.00                   |
| New York, E.                        | Interpreter                                 | 330.91                   |
|                                     | Interpreter                                 | 330.91                   |
|                                     | Interpreter                                 | 330.91                   |
|                                     | Interpreter                                 | 330.91                   |
|                                     | Interpreter                                 | 330.91                   |
|                                     | Interpreter                                 | 330.91                   |
|                                     | Interpreter                                 | 330.91                   |
|                                     | Interpreter                                 | 330.91                   |
|                                     | Interpreter                                 | 330.91                   |
|                                     | Interpreter                                 | 330.91                   |
|                                     | Interpreter                                 | 330.91                   |
|                                     | Interpreter                                 | 330.91                   |
|                                     | Interpreter                                 | 330.91                   |
|                                     | Interpreter                                 | 420.00                   |
|                                     | Interpreter                                 | 450.00                   |
| Interpreter                         | 582.00                                      |                          |
| Interpreter                         | 645.00                                      |                          |
| Interpreter                         | 1,459.20                                    |                          |
| New York, S.                        | Interpreter                                 | 305.00                   |
|                                     | Interpreter                                 | 425.00                   |
|                                     | Interpreter                                 | 505.00                   |
|                                     | Interpreter                                 | 505.00                   |
|                                     | Interpreter                                 | 790.00                   |
|                                     | Chemist                                     | 800.00                   |
|                                     | Interpreter                                 | 825.00                   |
|                                     | Investigator                                | 880.00                   |
|                                     | Document Examiner                           | 975.00                   |
|                                     | Securities Analyst                          | 3,962.50                 |
|                                     | Interpreter                                 | 4,127.50                 |
|                                     | New York, W.                                | Investigator             |
| Psychiatrist                        |   | 1,160.00                 |

## EXHIBIT G-2

CLAIMS FOR COMPENSATION IN EXCESS OF \$300 FOR EXPERT OR OTHER  
SERVICES OF AN UNUSUAL CHARACTER OR DURATION FOR  
FISCAL YEAR 1978 AS OF SEPTEMBER 30, 1978

| <u>Circuit/District</u>         | <u>Type of Expert or<br/>Other Services</u> | <u>Compensation Paid</u> |
|---------------------------------|---|--------------------------|
| <u>District Courts (cont'd)</u> |   |                          |
| <u>Third Circuit</u>            | ( 5 cases )                                 | <u>5,494.50</u>          |
| Delaware                        | Document Examiner                           | 2,440.00                 |
| New Jersey                      | Psychiatrist                                | 550.00                   |
|                                 | Interpreter                                 | 937.50                   |
| Pennsylvania, W.                | Clinical Psychologist                       | 417.00                   |
|                                 | Psychiatrist                                | 1,150.00                 |
| <u>Fourth Circuit</u>           | ( 8 cases )                                 | <u>3,994.92</u>          |
| Maryland                        | Psychologist                                | 400.00                   |
|                                 | Penologist                                  | 400.00                   |
|                                 | Psychiatrist                                | 450.00                   |
|                                 | Medical Doctor                              | 525.00                   |
|                                 | Forensic Expert                             | 602.00                   |
| North Carolina, W.              | Interpreter                                 | 460.97                   |
| Virginia, W.                    | Fingerprint Examiner                        | 337.00                   |
|                                 | Psychiatrist                                | 819.95                   |
| <u>Fifth Circuit</u>            | ( 9 cases )                                 | <u>8,797.44</u>          |
| Alabama, S.                     | Clinical Psychologist                       | 400.00                   |
|                                 | Clinical Psychologist                       | 1,362.50                 |
| Florida, M.                     | Investigator                                | 3,509.94                 |
| Louisiana, E.                   | Statistician                                | 975.00                   |
| Mississippi, N.                 | Psychiatrist                                | 350.00                   |
| Texas, N.                       | Certified Public Accountant                 | 550.00                   |
|                                 | Certified Public Accountant                 | 550.00                   |
|                                 | Certified Public Accountant                 | 550.00                   |
|                                 | Certified Public Accountant                 | 550.00                   |
| <u>Sixth Circuit</u>            | ( 3 cases )                                 | <u>3,562.80</u>          |
| Kentucky, E.                    | Psychiatrist                                | 500.00                   |
| Michigan, E.                    | C.P.A. Tax Expert                           | 2,130.00                 |
| Ohio, N.                        | Psychiatrist                                | 932.80                   |

CLAIMS FOR COMPENSATION IN EXCESS OF \$300 FOR EXPERT OR OTHER  
SERVICES OF AN UNUSUAL CHARACTER OR DURATION FOR  
FISCAL YEAR 1978 AS OF SEPTEMBER 30, 1978

| <u>Circuit/District</u>         | <u>Type of Expert or<br/>Other Services</u> | <u>Compensation Paid</u> |
|---------------------------------|---|--------------------------|
| <u>District Courts (cont'd)</u> |   |                          |
| <u>Seventh Circuit</u>          | ( 2 cases )                                 | <u>1,150.00</u>          |
| Illinois, N.                    | Psychiatrist                                | 400.00                   |
|                                 | Psychiatrist                                | 750.00                   |
| <u>Eighth Circuit</u>           | ( 5 cases )                                 | <u>4,103.50</u>          |
| Arkansas, E.                    | Psychologist                                | 580.00                   |
| Iowa, N.                        | Neurologist                                 | 500.00                   |
|                                 | Psychiatrist                                | 1,017.50                 |
| Iowa, S.                        | Psychiatrist                                | 1,556.00                 |
| Minnesota                       | Investigator                                | 450.00                   |
| <u>Ninth Circuit</u>            | ( 30 cases )                                | <u>22,806.58</u>         |
| Arizona                         | Investigator                                | 420.00                   |
|                                 | Accident Investigator                       | 500.00                   |
|                                 | Investigator                                | 500.00                   |
|                                 | Investigator                                | 2,272.00                 |
| California, N.                  | Psychiatrist                                | 375.00                   |
|                                 | Psychologist                                | 400.00                   |
|                                 | Investigator                                | 525.00                   |
|                                 | Psychiatrist                                | 700.00                   |
| California, C.                  | Psychologist                                | 400.00                   |
|                                 | Psychiatrist                                | 450.00                   |
|                                 | Psychiatrist                                | 450.00                   |
|                                 | Document Examiner                           | 450.00                   |
| California, S.                  | Psychiatrist                                | 406.25                   |
|                                 | Psychiatrist                                | 693.75                   |
| Oregon                          | Investigative/Research                      | 392.25                   |
|                                 | Investigative/Research                      | 427.50                   |
|                                 | Psychiatrist                                | 575.00                   |
|                                 | Psychiatrist                                | 575.00                   |
|                                 | Investigative/Research                      | 731.39                   |
|                                 | Psychiatrist                                | 1,005.00                 |
|                                 | Investigator                                | 1,938.00                 |
|                                 | Investigative/Research                      | 2,647.94                 |



EXHIBIT G-2

CLAIMS FOR COMPENSATION IN EXCESS OF \$300 FOR EXPERT OR OTHER  
SERVICES OF AN UNUSUAL CHARACTER OR DURATION FOR  
FISCAL YEAR 1978 AS OF SEPTEMBER 30, 1978

| <u>Circuit/District</u>         | <u>Type of Expert or<br/>Other Services</u> | <u>Compensation Paid</u> |
|---------------------------------|---|--------------------------|
| <u>District Courts (cont'd)</u> |   |                          |
| Washington, W.                  | Psychiatrist                                | 355.00                   |
|                                 | Investigator                                | 362.50                   |
|                                 | Psychiatrist                                | 400.00                   |
|                                 | Psychologist                                | 500.00                   |
|                                 | Tax Consultant                              | 575.00                   |
|                                 | Psychiatrist                                | 680.00                   |
|                                 | Psychiatrist                                | 1,000.00                 |
|                                 | Certified Public Account                    | 2,100.00                 |
| <u>Tenth Circuit</u>            | ( 1 case )                                  | <u>600.00</u>            |
| Colorado                        | Interpreter                                 | 600.00                   |
| <u>District of Columbia</u>     | ( 1 case )                                  | <u>450.00</u>            |
|                                 | Investigator                                | 450.00                   |

Average Claim for District Court ----- \$779.56

CUMULATIVE PAYMENTS FOR TRANSCRIPTS, EXPERT AND OTHER SERVICES OUT OF THE APPROPRIATION FOR F.Y. 1977 AS OF NOVEMBER 30, 1978

| CIRCUIT OR DISTRICT                       | TRANSCRIPTS | INVESTIGATORS | INTERPRETERS | PSYCHIATRISTS | OTHER SERVICES | TOTAL SERVICES |
|---|-------------|---------------|--------------|---------------|----------------|----------------|
| <b>COURTS OF APPEALS</b>                  |             |               |              |               |                |                |
| D. C. CIRCUIT                             |             |               |              |               |                |                |
| U. S. CT. OF APPEALS                      | 1,920.95    |               |              |               |                | 1,920.95       |
| D. C. CT. OF APPEALS N-H                  |             |               |              |               |                |                |
| FIRST CIRCUIT                             | 6,075.74    |               |              |               |                | 6,075.74       |
| SECOND CIRCUIT                            | 4,618.16    |               |              |               |                | 4,618.16       |
| THIRD CIRCUIT                             | 3,564.00    |               |              |               |                | 3,564.00       |
| FOURTH CIRCUIT                            | 15,611.25   |               |              |               |                | 15,611.25      |
| FIFTH CIRCUIT                             | 11,293.75   |               |              |               |                | 11,293.75      |
| SIXTH CIRCUIT                             | 2,565.00    |               |              |               |                | 2,565.00       |
| SEVENTH CIRCUIT                           | 789.75      |               |              |               |                | 789.75         |
| EIGHTH CIRCUIT                            | 2,442.00    |               |              |               |                | 2,442.00       |
| NINTH CIRCUIT                             | 61,919.47   |               | 122.00       |               | 3,487.59       | 65,529.06      |
| TENTH CIRCUIT                             |             |               |              |               |                |                |
| TOTAL                                     | 110,800.61  |               | 122.00       |               | 3,487.59       | 114,410.20     |
| <b>DISTRICT COURTS</b>                    |             |               |              |               |                |                |
| DIST. COL. CIRCUIT                        |             |               |              |               |                |                |
| U. S. DISTRICT COURT SUPERIOR CT. OF D.C. | 56,398.95   | 11,366.69     | 608.00       | 2,943.00      | 2,838.75       | 74,355.39      |
| JUVENILE COURT                            |             |               |              |               |                |                |
| TOTAL                                     | 56,398.95   | 11,366.69     | 608.00       | 2,943.00      | 2,838.75       | 74,355.39      |
| <b>FIRST CIRCUIT</b>                      |             |               |              |               |                |                |
| MAINE                                     | 12,903.25   | 312.60        |              |               | 850.00         | 14,565.85      |
| MASSACHUSETTS                             | 3,358.40    | 1,393.73      |              | 2,120.00      | 160.00         | 6,732.13       |
| NEW HAMPSHIRE                             | 3,088.50    | 264.00        |              | 250.00        | 75.00          | 3,677.50       |
| RHODE ISLAND                              | 7,859.00    | 275.00        |              |               |                | 8,134.00       |
| PUEERTO RICO                              | 7,999.65    |               |              |               |                | 7,999.65       |
| TOTAL                                     | 35,207.80   | 2,445.33      |              | 2,370.00      | 1,085.00       | 41,108.13      |
| <b>SECOND CIRCUIT</b>                     |             |               |              |               |                |                |
| CONNECTICUT                               | 9,754.91    | 398.15        | 300.00       | 3,955.00      | 1,941.15       | 16,549.21      |
| NEW YORK, N.                              | 2,517.80    |               | 92.50        | 75.00         |                | 2,685.30       |
| NEW YORK, E.                              | 79,992.87   | 5,480.88      | 4,031.90     |               | 1,825.00       | 91,320.65      |
| NEW YORK, S.                              | 166,734.19  | 3,204.65      | 19,709.75    | 5,065.00      | 5,225.65       | 199,939.24     |
| NEW YORK, W.                              | 19,192.85   |               |              | 1,560.00      | 571.20         | 21,324.05      |
| VERMONT                                   | 19,956.63   | 576.60        | 35.00        | 595.00        | 1,036.90       | 22,300.13      |
| TOTAL                                     | 298,149.25  | 10,366.20     | 24,169.15    | 11,220.00     | 10,599.90      | 354,754.50     |
| <b>THIRD CIRCUIT</b>                      |             |               |              |               |                |                |
| DELAWARE                                  | 1,933.50    |               |              |               | 300.00         | 2,233.50       |
| NEW JERSEY                                | 52,745.00   | 3,541.04      | 3,294.25     | 4,059.00      | 4,271.91       | 68,011.20      |
| PENNSYLVANIA, E.                          | 47,972.63   | 599.00        |              | 100.00        | 255.00         | 48,926.63      |
| PENNSYLVANIA, M.                          | 14,871.75   | 248.00        | 398.10       | 82.50         | 50.00          | 15,650.35      |
| PENNSYLVANIA, W.                          | 36,580.65   | 185.00        |              | 900.00        | 1,798.82       | 39,564.47      |
| VIRGIN ISLANDS                            | 10,257.00   | 1,240.00      | 345.00       | 690.00        |                | 12,532.00      |
| TOTAL                                     | 164,364.53  | 5,339.04      | 4,037.35     | 5,833.50      | 6,575.73       | 186,802.15     |
| <b>FOURTH CIRCUIT</b>                     |             |               |              |               |                |                |
| MARYLAND                                  | 57,614.70   | 428.60        | 1,328.00     | 8,968.00      | 1,550.00       | 70,889.30      |
| NORTH CAROLINA, E.                        | 2,272.50    |               |              | 897.50        |                | 3,170.00       |
| NORTH CAROLINA, M.                        | 1,139.25    | 110.00        |              | 880.00        | 300.00         | 2,429.25       |
| NORTH CAROLINA, W.                        | 757.30      |               |              |               |                | 757.30         |
| SOUTH CAROLINA                            | 5,387.50    | 150.00        | 1,166.20     | 1,712.00      | 200.00         | 8,615.70       |
| VIRGINIA, E.                              | 18,671.50   | 600.00        | 30.00        | 3,030.00      | 225.44         | 22,557.94      |
| VIRGINIA, W.                              | 1,058.00    |               |              | 300.00        |                | 1,358.00       |
| WEST VIRGINIA, N.                         | 3,556.00    |               | 58.75        |               | 300.00         | 3,914.75       |
| WEST VIRGINIA, S.                         | 3,201.00    | 300.00        |              | 430.00        |                | 3,931.00       |
| TOTAL                                     | 93,657.75   | 1,388.60      | 2,782.95     | 15,917.50     | 2,575.44       | 116,522.24     |
| <b>FIFTH CIRCUIT</b>                      |             |               |              |               |                |                |
| ALABAMA, N.                               | 6,950.75    |               |              | 250.00        | 900.00         | 8,100.75       |
| ALABAMA, M.                               | 1,886.30    |               |              | 575.00        |                | 2,461.30       |
| ALABAMA, S.                               | 5,040.00    |               |              |               |                | 5,040.00       |
| FLORIDA, N.                               | 11,417.25   | 544.25        |              | 1,854.00      | 575.00         | 14,490.50      |
| FLORIDA, M.                               | 51,402.13   | 2,918.17      | 650.00       | 2,260.00      | 1,215.00       | 60,545.30      |
| FLORIDA, S.                               | 42,333.65   | 900.00        |              | 4,427.50      | 801.00         | 48,532.15      |
| GEORGIA, N.                               | 43,139.95   | 300.00        |              | 787.50        | 410.00         | 44,777.45      |
| GEORGIA, M.                               | 4,901.90    |               |              | 1,876.10      |                | 6,778.00       |
| GEORGIA, S.                               | 972.50      |               |              |               |                | 972.50         |
| LOUISIANA, E.                             | 14,956.50   | 731.87        | 2,392.50     | 1,350.00      | 1,000.00       | 20,430.87      |
| LOUISIANA, M.                             | 862.00      |               |              |               |                | 862.00         |
| LOUISIANA, W.                             | 3,092.00    | 522.71        |              | 575.00        | 250.00         | 4,441.71       |
| MISSISSIPPI, N.                           | 8,118.50    |               |              |               | 100.00         | 8,218.50       |
| MISSISSIPPI, S.                           | 4,920.50    |               | 250.00       | 50.00         |                | 5,220.50       |
| TEXAS, N.                                 | 28,824.25   | 425.00        |              | 2,350.00      | 300.00         | 31,904.25      |
| TEXAS, E.                                 | 2,180.50    |               |              | 200.00        | 935.00         | 3,315.50       |
| TEXAS, S.                                 | 12,793.25   |               |              | 3,889.00      | 325.00         | 17,007.25      |
| TEXAS, W.                                 | 18,966.95   | 300.00        | 140.00       | 2,567.50      | 686.00         | 22,660.45      |
| TOTAL                                     | 262,858.88  | 6,942.00      | 4,410.00     | 22,444.10     | 7,497.00       | 304,151.98     |

43-23

**CUMULATIVE PAYMENTS FOR TRANSCRIPTS, EXPERT AND OTHER SERVICES OUT OF THE APPROPRIATION FOR F.Y. 1977 AS OF NOVEMBER 30, 1978**

| <b>CIRCUIT OR DISTRICT</b> | <b>TRANSCRIPTS</b>  | <b>INVESTIGATORS</b> | <b>INTERPRETERS</b> | <b>PSYCHIATRISTS</b> | <b>OTHER SERVICES</b> | <b>TOTAL SERVICES</b> |
|----------------------------|---------------------|----------------------|---------------------|----------------------|-----------------------|-----------------------|
| <b>SIXTH CIRCUIT</b>       |                     |                      |                     |                      |                       |                       |
| KENTUCKY, E.               | 23,065.60           |                      |                     | 1,201.50             | 100.00                | 24,367.10             |
| KENTUCKY, W.               | 4,314.36            | 300.00               |                     | 525.00               | 340.00                | 5,479.36              |
| MICHIGAN, E.               | 51,849.60           | 11,471.60            | 236.00              | 1,687.50             | 17,484.86             | 82,729.56             |
| MICHIGAN, W.               | 2,377.50            | 302.97               |                     | 1,435.00             | 515.00                | 4,630.47              |
| OHIO, N.                   | 21,343.88           | 155.00               | 110.00              | 5,054.60             | 880.00                | 27,543.48             |
| OHIO, S.                   | 10,933.25           |                      |                     | 300.00               | 525.00                | 11,758.25             |
| TENNESSEE, E.              | 5,433.00            |                      |                     | 248.31               | 125.00                | 5,806.31              |
| TENNESSEE, W.              | 18,743.75           |                      | 300.00              | 2,067.50             | 350.00                | 21,463.25             |
| TENNESSEE, V.              | 25,177.00           |                      |                     | 410.00               |                       | 25,587.00             |
| <b>TOTAL</b>               | <b>163,239.94</b>   | <b>12,229.57</b>     | <b>646.00</b>       | <b>12,929.41</b>     | <b>20,319.86</b>      | <b>209,364.78</b>     |
| <b>SEVENTH CIRCUIT</b>     |                     |                      |                     |                      |                       |                       |
| ILLINOIS, N.               | 52,990.37           | 1,583.65             | 2,610.90            | 2,394.80             | 861.00                | 60,540.72             |
| ILLINOIS, E.               | 7,000.25            |                      | 35.00               |                      |                       | 7,035.25              |
| ILLINOIS, S.               | 5,511.00            | 20.00                | 430.00              | 80.00                | 411.26                | 6,772.26              |
| INDIANA, N.                | 38,039.75           | 1,010.00             | 877.50              | 250.00               | 2,469.75              | 42,647.00             |
| INDIANA, S.                | 7,813.25            | 300.00               | 100.00              | 1,885.00             |                       | 10,798.25             |
| WISCONSIN, E.              | 8,098.75            |                      | 90.00               | 1,663.07             |                       | 9,851.82              |
| WISCONSIN, W.              | 2,026.00            |                      |                     | 360.00               |                       | 2,386.00              |
| <b>TOTAL</b>               | <b>121,479.37</b>   | <b>3,273.65</b>      | <b>4,143.40</b>     | <b>6,632.87</b>      | <b>3,742.01</b>       | <b>139,271.30</b>     |
| <b>EIGHTH CIRCUIT</b>      |                     |                      |                     |                      |                       |                       |
| ARKANSAS, E.               | 9,440.64            | 56.00                |                     | 1,256.50             | 495.00                | 11,248.14             |
| ARKANSAS, W.               | 895.00              |                      |                     | 866.00               | 165.00                | 1,926.00              |
| IOWA, N.                   | 4,567.90            |                      |                     |                      | 100.00                | 4,667.90              |
| IOWA, S.                   | 5,660.50            | 2,115.68             |                     | 300.00               | 125.00                | 8,201.18              |
| MINNESOTA                  | 11,716.80           | 398.08               |                     | 770.00               | 1,235.00              | 14,719.88             |
| MISSOURI, E.               | 13,454.75           | 567.39               | 20.00               | 755.00               | 250.00                | 15,147.14             |
| MISSOURI, W.               | 13,926.84           |                      |                     | 6,041.72             | 3,326.80              | 23,295.36             |
| NEBRASKA                   | 4,233.00            | 30.00                | 300.00              |                      |                       | 4,833.00              |
| NORTH DAKOTA               | 20,328.75           | 771.00               |                     | 50.00                |                       | 21,149.75             |
| SOUTH DAKOTA               | 14,739.40           | 12,097.40            |                     | 628.00               | 210.00                | 27,674.80             |
| <b>TOTAL</b>               | <b>98,963.58</b>    | <b>17,005.55</b>     | <b>320.00</b>       | <b>10,667.22</b>     | <b>5,966.80</b>       | <b>132,863.15</b>     |
| <b>NINTH CIRCUIT</b>       |                     |                      |                     |                      |                       |                       |
| ALASKA                     | 6,510.52            | 1,515.65             |                     | 477.50               | 125.00                | 8,928.67              |
| ARIZONA                    | 76,047.06           | 347.00               | 272.00              | 5,290.00             | 2,710.00              | 85,266.06             |
| CALIFORNIA, N.             | 36,987.66           | 7,389.54             | 1,856.20            | 16,455.46            | 5,824.70              | 69,012.56             |
| CALIFORNIA, E.             | 23,167.79           | 4,853.19             | 4,788.18            | 2,381.50             | 8,057.95              | 42,948.61             |
| CALIFORNIA, C.             | 100,339.60          | 1,555.80             | 1,287.00            | 21,944.00            | 9,159.00              | 137,436.40            |
| CALIFORNIA, S.             | 19,197.21           | 11,250.88            | 9,971.65            | 3,065.00             | 2,567.00              | 46,051.74             |
| HAWAII                     | 11,581.45           |                      | 100.00              | 1,322.10             | 75.00                 | 13,078.55             |
| IDAH0                      | 3,450.25            | 55.00                | 302.00              | 523.00               | 365.00                | 4,695.25              |
| MONTANA                    | 5,299.05            | 40.00                | 29.19               | 1,015.00             | 555.00                | 7,298.24              |
| NEVADA                     | 10,097.75           | 1,375.00             | 392.38              | 3,940.00             | 795.00                | 16,600.13             |
| OREGON                     | 13,079.00           | 1,930.42             |                     | 1,280.00             | 2,831.24              | 19,120.62             |
| WASHINGTON, E.             | 6,008.87            | 598.76               | 1,845.00            | 473.00               | 1,193.00              | 10,118.63             |
| WASHINGTON, W.             | 34,501.40           | 1,537.35             | 1,102.54            | 6,121.25             | 5,398.27              | 48,760.81             |
| UTAH                       | 1,971.75            |                      |                     |                      | 750.00                | 2,721.75              |
| <b>TOTAL</b>               | <b>348,239.36</b>   | <b>34,207.59</b>     | <b>21,946.14</b>    | <b>64,282.81</b>     | <b>40,362.10</b>      | <b>509,038.00</b>     |
| <b>TENTH CIRCUIT</b>       |                     |                      |                     |                      |                       |                       |
| COLORADO                   | 20,060.45           | 342.50               |                     | 3,171.39             | 66.50                 | 23,640.84             |
| KANSAS                     | 15,916.25           | 30.00                | 228.45              | 4,842.56             | 800.00                | 22,017.26             |
| NEW MEXICO                 | 8,215.34            | 1,111.89             | 40.00               | 2,314.56             | 2,461.37              | 14,143.16             |
| OKLAHOMA, N.               | 5,240.79            |                      | 90.00               | 300.00               | 150.00                | 5,780.79              |
| OKLAHOMA, E.               | 6,355.50            |                      |                     | 1,205.00             |                       | 7,560.50              |
| OKLAHOMA, W.               | 16,776.90           | 521.45               |                     | 1,192.50             |                       | 18,490.85             |
| UTAH                       | 999.00              |                      | 30.00               | 480.17               | 105.00                | 1,614.17              |
| WYOMING                    | 1,790.00            | 30.00                |                     | 860.00               |                       | 2,980.00              |
| <b>TOTAL</b>               | <b>75,354.23</b>    | <b>2,575.84</b>      | <b>388.45</b>       | <b>14,366.18</b>     | <b>3,582.87</b>       | <b>96,367.57</b>      |
| <b>TOTAL, DIST. COURTS</b> | <b>1,717,913.64</b> | <b>108,414.06</b>    | <b>63,451.44</b>    | <b>169,634.59</b>    | <b>105,185.46</b>     | <b>2,164,599.19</b>   |
| <b>GRAND TOTAL</b>         | <b>1,828,713.65</b> | <b>108,414.06</b>    | <b>63,573.04</b>    | <b>169,634.59</b>    | <b>108,673.45</b>     | <b>2,279,019.15</b>   |

CUMULATIVE PAYMENTS FOR TRANSCRIPTS, EXPERT AND OTHER SERVICES OUT OF THE APPROPRIATION  
FOR F.Y. 1978 AS OF NOVEMBER 30, 1978

| CIRCUIT<br>OR<br>DISTRICT | TRANSCRIPTS | INVESTIGATORS | INTERPRETER | PSYCHIATRISTS | OTHER<br>SERVICES | TOTAL<br>SERVICES |
|---------------------------|-------------|---------------|-------------|---------------|-------------------|-------------------|
| <b>COURTS OF APPEALS</b>  |             |               |             |               |                   |                   |
| D. C. CIRCUIT             |             |               |             |               |                   |                   |
| U. S. CT. OF APPEALS      | 292.00      |               |             |               |                   | 292.00            |
| D. C. CT. OF APPEALS N-M  |             |               |             |               |                   |                   |
| FIRST CIRCUIT             | 2,860.50    |               |             |               |                   | 2,860.50          |
| SECOND CIRCUIT            | 3,427.15    |               | 50.00       |               |                   | 3,477.15          |
| THIRD CIRCUIT             | 4,128.75    |               |             |               |                   | 4,128.75          |
| FOURTH CIRCUIT            | 2,920.75    |               |             |               |                   | 2,920.75          |
| FIFTH CIRCUIT             | 5,572.75    |               |             |               |                   | 5,572.75          |
| SIXTH CIRCUIT             |             |               |             |               |                   |                   |
| SEVENTH CIRCUIT           | 25.50       |               |             |               |                   | 25.50             |
| EIGHTH CIRCUIT            |             |               |             |               |                   |                   |
| NINTH CIRCUIT             | 88,335.46   |               | 7.00        |               |                   | 88,342.46         |
| TENTH CIRCUIT             |             |               |             |               |                   |                   |
| TOTAL                     | 107,562.86  |               | 57.00       |               |                   | 107,619.86        |
| <b>DISTRICT COURTS</b>    |             |               |             |               |                   |                   |
| DIST. COL. CIRCUIT        |             |               |             |               |                   |                   |
| U. S. DISTRICT COURT      | 38,074.15   | 8,243.20      |             | 10,380.00     | 730.00            | 57,427.35         |
| SUPERIOR CT. OF D.C.      |             |               |             |               |                   |                   |
| JUVENILE COURT N-M        |             |               |             |               |                   |                   |
| TOTAL                     | 38,074.15   | 8,243.20      |             | 10,380.00     | 730.00            | 57,427.35         |
| <b>FIRST CIRCUIT</b>      |             |               |             |               |                   |                   |
| MAINE                     | 19.00       | 465.00        |             |               | 100.00            | 584.00            |
| MASSACHUSETTS             | 9,663.37    | 1,609.43      |             | 510.00        | 1,110.00          | 12,892.75         |
| NEW HAMPSHIRE             |             | 231.00        |             |               |                   | 231.00            |
| RHODE ISLAND              | 1,123.25    |               |             | 300.00        | 130.00            | 1,553.25          |
| Puerto Rico               | 3,777.50    | 280.00        |             | 300.00        | 300.00            | 4,657.50          |
| TOTAL                     | 14,814.07   | 2,854.43      |             | 1,110.00      | 1,640.00          | 20,418.50         |
| <b>SECOND CIRCUIT</b>     |             |               |             |               |                   |                   |
| CONNECTICUT               | 4,443.64    | 140.00        | 476.60      |               | 1,528.50          | 9,718.74          |
| NEW YORK, N.Y.            | 3,261.00    | 120.00        | 30.00       |               |                   | 3,411.00          |
| NEW YORK, E.              | 108,016.07  | 1,123.50      | 10,590.20   |               | 2,925.00          | 122,754.77        |
| NEW YORK, S.              | 135,320.38  | 2,102.50      | 16,771.08   | 2,572.50      | 6,879.50          | 163,645.96        |
| NEW YORK, W.              | 5,236.25    | 556.10        |             | 1,430.00      | 75.00             | 7,297.35          |
| VERMONT                   | 574.19      |               | 547.50      |               | 25.00             | 1,146.69          |
| TOTAL                     | 256,851.53  | 4,042.10      | 28,315.38   | 7,132.50      | 11,433.00         | 307,974.51        |
| <b>THIRD CIRCUIT</b>      |             |               |             |               |                   |                   |
| DELAWARE                  | 1,671.00    |               |             |               | 3,115.00          | 4,786.00          |
| NEW JERSEY                | 38,553.88   | 734.50        | 4,846.60    | 2,225.00      | 1,554.65          | 47,916.63         |
| PENNSYLVANIA, E.          | 22,937.00   | 689.00        | 33.00       | 375.00        | 475.00            | 24,519.00         |
| PENNSYLVANIA, M.          | 4,336.50    |               | 273.00      |               | 200.00            | 4,809.50          |
| PENNSYLVANIA, W.          | 18,620.43   | 226.00        |             | 3,181.30      | 938.64            | 22,966.37         |
| VIRGIN ISLANDS            | 11,493.31   | 300.00        | 200.00      | 700.00        | 50.00             | 12,743.31         |
| TOTAL                     | 97,614.31   | 1,949.50      | 5,354.60    | 6,483.30      | 6,333.30          | 117,735.01        |
| <b>FOURTH CIRCUIT</b>     |             |               |             |               |                   |                   |
| MARYLAND                  | 26,644.10   | 1,601.60      | 25.00       | 5,942.00      | 2,299.00          | 39,511.75         |
| NORTH CAROLINA, E.        | 2,483.25    | 192.50        | 1,986.50    | 1,986.25      |                   | 5,548.50          |
| NORTH CAROLINA, M.        | 1,069.50    |               |             |               | 50.00             | 1,119.50          |
| NORTH CAROLINA, S.        | 1,924.75    |               | 460.97      |               |                   | 2,385.72          |
| SOUTH CAROLINA            | 5,602.75    | 300.00        |             | 695.00        | 300.00            | 6,897.75          |
| VIRGINIA, E.              | 9,416.50    |               |             | 560.00        | 1,155.00          | 11,131.50         |
| VIRGINIA, M.              | 1,029.00    |               | 250.00      | 1,610.15      | 337.00            | 3,226.15          |
| WEST VIRGINIA, E.         | 2,703.00    |               |             | 433.00        | 220.00            | 3,356.00          |
| WEST VIRGINIA, S.         | 3,278.08    |               |             | 700.00        | 237.45            | 4,215.53          |
| TOTAL                     | 54,143.93   | 2,094.10      | 2,339.47    | 11,932.40     | 7,823.54          | 78,333.44         |
| <b>FIFTH CIRCUIT</b>      |             |               |             |               |                   |                   |
| ALABAMA, N.               | 2,798.50    |               | 135.00      |               |                   | 2,933.50          |
| ALABAMA, M.               | 1,746.00    |               |             |               | 300.00            | 2,046.00          |
| ALABAMA, S.               | 3,753.00    |               | 20.00       |               | 1,762.50          | 5,535.50          |
| FLORIDA, N.               | 9,334.85    | 765.30        | 160.00      | 345.00        |                   | 10,605.15         |
| FLORIDA, M.               | 31,098.17   | 5,490.69      | 3,167.14    | 2,547.50      | 1,765.00          | 44,068.50         |
| FLORIDA, S.               | 46,522.85   |               | 763.60      | 3,162.50      | 1,236.00          | 51,684.95         |
| GEORGIA, N.               | 18,412.35   |               |             | 75.00         |                   | 18,487.35         |
| GEORGIA, M.               | 6,456.00    | 500.00        |             | 625.00        |                   | 7,581.00          |
| GEORGIA, S.               | 3,559.50    |               |             | 60.00         |                   | 3,619.50          |
| LOUISIANA, E.             | 12,406.50   |               | 540.00      | 200.00        | 1,675.00          | 14,821.50         |
| LOUISIANA, M.             | 1,294.50    |               | 35.00       |               | 50.00             | 1,379.50          |
| LOUISIANA, W.             | 1,865.50    | 180.00        |             | 780.00        | 200.00            | 2,925.50          |
| MISSISSIPPI, N.           | 5,341.50    |               |             | 350.00        | 100.00            | 5,791.50          |
| MISSISSIPPI, S.           | 2,609.50    |               |             |               |                   | 2,609.50          |
| TEXAS, N.                 | 20,120.25   | 111.00        | 320.00      | 1,445.00      | 2,625.00          | 24,621.25         |
| TEXAS, E.                 | 543.00      |               |             |               |                   | 543.00            |
| TEXAS, S.                 | 12,254.50   | 242.50        | 132.50      | 2,230.00      | 1,332.50          | 16,192.00         |
| TEXAS, W.                 | 24,844.50   | 275.00        | 150.00      | 1,425.00      | 385.00            | 27,079.00         |
| TOTAL                     | 204,960.97  | 7,564.45      | 5,427.24    | 13,245.00     | 11,431.00         | 240,628.66        |

CUMULATIVE PAYMENTS FOR TRANSCRIPTS, EXPERT AND OTHER SERVICES OUT OF THE APPROPRIATION FOR F.Y. 1978 AS OF NOVEMBER 30, 1978

| CIRCUIT OR DISTRICT    | TRANSCRIPTS  | INVESTIGATORS | INTERPRETERS | PSYCHIATRISTS | OTHER SERVICES | TOTAL SERVICES |
|------------------------|--------------|---------------|--------------|---------------|----------------|----------------|
| <b>SIXTH CIRCUIT</b>   |              |               |              |               |                |                |
| KENTUCKY, E.           | 11,721.00    |               |              | 2,826.50      | 50.00          | 14,597.50      |
| KENTUCKY, W.           | 15,569.48    | 50.00         |              | 850.00        | 150.00         | 16,619.48      |
| MICHIGAN, E.           | 46,415.00    | 300.00        | 60.00        | 625.00        | 2,380.00       | 49,780.00      |
| MICHIGAN, W.           | 3,015.50     | 320.00        |              | 500.00        | 425.00         | 4,260.50       |
| OHIO, N.               | 15,953.95    |               | 360.00       | 2,682.80      | 925.00         | 19,861.75      |
| OHIO, S.               | 23,593.10    |               |              |               |                | 23,593.10      |
| TENNESSEE, E.          | 9,328.50     |               |              |               |                | 9,328.50       |
| TENNESSEE, M.          | 11,324.76    | 310.12        |              | 948.00        |                | 12,582.88      |
| TENNESSEE, W.          | 13,739.50    |               |              | 100.00        |                | 13,839.50      |
| TOTAL                  | 150,660.79   | 980.12        | 360.00       | 8,532.30      | 3,930.00       | 164,463.21     |
| <b>SEVENTH CIRCUIT</b> |              |               |              |               |                |                |
| ILLINOIS, N.           | 38,931.35    | 2,454.50      | 1,320.80     | 1,620.00      | 745.00         | 45,071.65      |
| ILLINOIS, E.           | 3,981.00     |               | 172.50       | 410.00        |                | 4,563.50       |
| ILLINOIS, S.           | 5,705.50     |               | 2,457.50     | 600.00        |                | 8,763.00       |
| INDIANA, N.            | 7,557.75     | 35.00         |              | 120.00        | 150.00         | 7,862.75       |
| INDIANA, S.            | 4,308.50     |               | 505.00       | 165.00        |                | 4,978.50       |
| WISCONSIN, E.          | 7,417.00     |               | 118.50       | 75.00         |                | 7,610.50       |
| WISCONSIN, W.          | 2,521.50     | 1,369.70      | 213.00       | 300.00        | 420.00         | 4,824.20       |
| TOTAL                  | 70,422.60    | 3,859.20      | 4,707.30     | 3,290.00      | 1,315.00       | 83,674.10      |
| <b>EIGHTH CIRCUIT</b>  |              |               |              |               |                |                |
| ARKANSAS, E.           | 6,526.00     |               |              | 500.00        | 1,510.00       | 8,536.00       |
| ARKANSAS, W.           | 82.50        |               |              |               | 300.00         | 382.50         |
| IOWA, N.               | 937.00       | 330.00        |              |               | 600.00         | 1,867.00       |
| IOWA, S.               | 3,215.50     | 300.00        | 562.50       | 2,726.50      | 145.00         | 6,949.50       |
| MINNESOTA              | 14,975.50    | 2,140.57      |              | 497.50        | 945.00         | 18,568.57      |
| MISSOURI, E.           | 10,929.00    | 295.40        |              | 250.00        | 282.00         | 11,756.40      |
| MISSOURI, W.           | 9,270.75     |               |              | 525.00        | 1,648.58       | 11,444.33      |
| NEBRASKA               | 3,729.00     |               |              |               | 827.50         | 4,556.50       |
| NORTH DAKOTA           | 7,796.00     | 162.50        |              | 100.00        | 131.42         | 8,189.92       |
| SOUTH DAKOTA           | 8,983.00     | 4,750.00      |              | 425.00        | 650.26         | 14,818.26      |
| TOTAL                  | 66,457.25    | 7,975.47      | 562.50       | 5,024.00      | 7,039.76       | 87,159.98      |
| <b>NINTH CIRCUIT</b>   |              |               |              |               |                |                |
| ALASKA                 | 5,903.25     | 420.50        |              | 295.00        | 60.00          | 6,678.75       |
| ARIZONA                | 55,795.57    | 5,699.90      | 270.00       | 4,600.00      | 3,279.15       | 69,644.62      |
| CALIFORNIA, N.         | 36,854.37    | 3,982.09      | 4,392.85     | 9,515.00      | 3,836.70       | 58,781.01      |
| CALIFORNIA, E.         | 21,921.90    | 2,372.53      | 6,426.00     | 4,192.50      | 4,440.96       | 39,353.89      |
| CALIFORNIA, S.         | 92,961.00    | 2,148.00      | 1,941.00     | 13,475.00     | 4,510.00       | 115,035.00     |
| CALIFORNIA, So.        | 1,698.50     | 9,006.00      | 9,130.09     | 3,345.00      | 1,525.00       | 24,704.59      |
| HAWAII                 | 1,412.95     |               |              | 352.40        | 78.00          | 1,843.35       |
| IDAHO                  | 592.40       |               | 4,259.40     | 110.00        | 447.20         | 5,409.00       |
| MONTANA                | 4,990.00     | 195.00        | 25.00        | 1,673.30      |                | 6,883.30       |
| NEVADA                 | 7,034.25     | 60.20         |              | 1,834.00      | 583.00         | 9,511.45       |
| OREGON                 | 29,376.75    | 9,891.74      | 50.00        | 3,215.00      | 3,264.27       | 45,797.76      |
| WASHINGTON, E.         | 6,969.00     | 50.00         | 1,380.00     | 530.00        | 25.00          | 9,974.00       |
| WASHINGTON, W.         | 33,992.50    | 1,806.10      | 1,520.00     | 5,703.75      | 8,825.22       | 51,847.65      |
| GUAM                   |              |               |              |               |                |                |
| TOTAL                  | 299,502.44   | 35,632.06     | 30,194.42    | 49,260.95     | 30,874.50      | 445,464.37     |
| <b>TENTH CIRCUIT</b>   |              |               |              |               |                |                |
| COLORADO               | 16,792.00    | 570.50        | 1,024.55     | 2,347.75      | 1,477.60       | 22,212.44      |
| KANSAS                 | 10,159.75    |               | 300.00       | 3,447.64      | 425.00         | 14,332.39      |
| NEW MEXICO             | 4,214.85     | 1,087.33      | 105.00       | 3,544.01      | 1,087.85       | 10,039.04      |
| OKLAHOMA, N.           | 1,773.33     |               | 1,465.00     |               |                | 3,238.33       |
| OKLAHOMA, E.           | 5,672.91     | 139.30        |              |               | 65.00          | 5,877.21       |
| OKLAHOMA, W.           | 7,622.30     |               | 25.00        | 480.00        | 300.00         | 8,427.30       |
| UTAH                   | 8,141.50     |               |              | 200.00        |                | 8,341.50       |
| WYOMING                | 2,754.25     | 600.00        |              | 300.00        | 1,719.30       | 5,373.55       |
| TOTAL                  | 57,130.89    | 7,397.13      | 2,919.55     | 10,319.40     | 5,074.79       | 77,841.76      |
| TOTAL, DIST. COURTS    | 1,310,627.97 | 77,594.80     | 80,510.46    | 126,709.85    | 87,625.52      | 1,683,068.60   |
| GRAND TOTAL            | 1,418,190.83 | 77,594.80     | 80,510.46    | 126,709.85    | 87,625.52      | 1,790,688.46   |

Federal Public Defender Organizations  
 Exhibit I. Summary of Representations by District  
 Fiscal Year 1978  
 (October 1, 1977 - September 30, 1978)

| Representations by District                                      | Pending October 1, 1977 | Cases Opened | Cases Closed<br>Hours in Court <sup>1</sup> |        |                  | Pending September 30, 1978 <sup>2</sup> |
|--|-------------------------|--------------|---|--------|------------------|---|
|  |                         |              | Number                                      | Total  | Average per case |   |
| <b>TOTAL</b> .....   | 3,074                   | 14,578       | 14,504                                      | 24,143 | 1.7              | 3,109                                   |
| Criminal.....  | 2,106                   | 9,500        | 9,594                                       | 21,599 | 2.3              | 1,971                                   |
| Appeals.....   | 348                     | 441          | 433   | 176    | 0.4              | 368                                     |
| Other.....   | 620                     | 4,637        | 4,477                                       | 2,371  | 0.5              | 770                                     |
| <b>ARIZONA</b> .....   | 188                     | 1,216        | 1,244                                       | 1,509  | 1.2              | 160                                     |
| Criminal.....  | 119                     | 910          | 932   | 1,367  | 1.5              | 97                                      |
| Appeals.....   | 33                      | 43           | 45  | 34     | 0.8              | 31                                      |
| Other.....   | 36                      | 263          | 267   | 109    | 0.4              | 32                                      |
| <b>CALIFORNIA, NORTHERN</b> .....                                | 180                     | 809          | 861   | 1,329  | 1.5              | 121                                     |
| Criminal.....  | 112                     | 635          | 668   | 1,192  | 1.8              | 72                                      |
| Appeals.....   | 25                      | 14           | 21  | 13     | 0.6              | 19                                      |
| Other.....   | 43                      | 160          | 172   | 124    | 0.7              | 30                                      |
| <b>CALIFORNIA, EASTERN</b> .....                                 | 136                     | 1,008        | 997   | 927    | 0.9              | 147                                     |
| Criminal.....  | 101                     | 715          | 722   | 801    | 1.1              | 94                                      |
| Appeals.....   | 6                       | 17           | 11  | 5      | 0.5              | 12                                      |
| Other.....   | 29                      | 276          | 264   | 122    | 0.5              | 41                                      |
| <b>CALIFORNIA, CENTRAL</b> .....                                 | 426                     | 1,636        | 1,727                                       | 3,440  | 2.0              | 303                                     |
| Criminal.....  | 344                     | 941          | 1,066                                       | 3,023  | 2.8              | 185                                     |
| Appeals.....   | 36                      | 33           | 38  | 6      | 0.2              | 42                                      |
| Other.....   | 46                      | 662          | 623   | 411    | 0.7              | 76                                      |
| <b>COLORADO</b> .....  | 78                      | 330          | 308   | 445    | 1.4              | 100                                     |
| Criminal.....  | 37                      | 236          | 236   | 415    | 1.8              | 37                                      |
| Appeals.....   | 26                      | 14           | 18  | 4      | 0.2              | 22                                      |
| Other.....   | 15                      | 80           | 54  | 26     | 0.5              | 41                                      |
| <b>CONNECTICUT</b> .....   | 56                      | 220          | 225   | 410    | 1.8              | 51                                      |
| Criminal.....  | 34                      | 134          | 141   | 324    | 2.3              | 27                                      |
| Appeals.....   | 6                       | 7            | 11  | 12     | 1.1              | 2                                       |
| Other.....   | 16                      | 79           | 73  | 74     | 1.0              | 22                                      |
| <b>FLORIDA, NORTHERN<sup>3</sup></b> .....                       | -                       | 140          | 110   | 248    | 2.3              | 30                                      |
| Criminal.....  | -                       | 107          | 86  | 236    | 2.7              | 21                                      |
| Appeals.....   | -                       | 8            | 5   | 1      | 0.2              | 3                                       |
| Other.....   | -                       | 25           | 19  | 10     | 0.5              | 6                                       |
| <b>FLORIDA, MIDDLE<sup>3</sup></b> .....                         | -                       | 221          | 139   | 178    | 1.3              | 82                                      |
| Criminal.....  | -                       | 170          | 120   | 162    | 1.4              | 50                                      |
| Appeals.....   | -                       | 3            | -   | -      | -                | 3                                       |
| Other.....   | -                       | 48           | 19  | 16     | 0.8              | 29                                      |
| <b>FLORIDA, SOUTHERN</b> .....                                   | 316                     | 729          | 775   | 1,853  | 2.4              | 270                                     |
| Criminal.....  | 230                     | 526          | 597   | 1,724  | 2.9              | 159                                     |
| Appeals.....   | 22                      | 47           | 34  | -      | -                | 35                                      |
| Other.....   | 64                      | 156          | 144   | 129    | 0.9              | 76                                      |
| <b>GEORGIA, SOUTHERN<sup>3</sup></b> .....                       | -                       | 390          | 363   | 448    | 1.2              | 27                                      |
| Criminal.....  | -                       | 372          | 346   | 421    | 1.2              | 26                                      |
| Appeals.....   | -                       | -            | -   | -      | -                | -                                       |
| Other.....   | -                       | 18           | 17  | 27     | 1.6              | 1                                       |
| <b>TOTAL: ILLINOIS, EASTERN &amp; SOUTHERN<sup>3</sup></b> ..... | -                       | 31           | 14  | 20     | 1.4              | 17                                      |
| Criminal.....  | -                       | 22           | 12  | 19     | 1.6              | 10                                      |
| Appeals.....   | -                       | 2            | -   | -      | -                | 2                                       |
| Other.....   | -                       | 7            | 2   | 2      | 1.0              | 5                                       |

Federal Public Defender Organizations  
 Exhibit I. Summary of Representations by District  
 Fiscal Year 1978  
 (October 1, 1977 - September 30, 1978)

| Representations by District  | Pending October 1, 1977 | Cases Opened | Cases Closed Hours in Court <sup>1</sup> |       |                  | Pending September 30, 1978 <sup>2</sup> |
|------------------------------|-------------------------|--------------|--|-------|------------------|---|
|                              |                         |              | Number                                   | Total | Average per case |   |
| ILLINOIS, EASTERN....        | -                       | 29           | 13                                       | 20    | 1.5              | 16                                      |
| Criminal.....                | -                       | 20           | 11                                       | 19    | 1.7              | 9                                       |
| Appeals.....                 | -                       | 2            | -  | -     | -                | 2                                       |
| Other.....                   | -                       | 7            | 2  | 2     | 1.0              | 5                                       |
| ILLINOIS, SOUTHERN...        | -                       | 2            | 1  | *     | -                | 1                                       |
| Criminal.....                | -                       | 2            | 1  | *     | -                | 1                                       |
| Appeals.....                 | -                       | -            | -  | -     | -                | -                                       |
| Other.....                   | -                       | -            | -  | -     | -                | -                                       |
| KANSAS.....                  | 64                      | 247          | 257                                      | 559   | 2.2              | 54                                      |
| Criminal.....                | 48                      | 202          | 221                                      | 536   | 2.4              | 29                                      |
| Appeals.....                 | 16                      | 14           | 11                                       | 4     | 0.4              | 19                                      |
| Other.....                   | -                       | 31           | 25                                       | 19    | 0.8              | 6                                       |
| KENTUCKY, EASTERN.....       | 53                      | 201          | 224                                      | 786   | 3.5              | 30                                      |
| Criminal.....                | 29                      | 117          | 133                                      | 676   | 5.1              | 13                                      |
| Appeals.....                 | 13                      | 16           | 21                                       | 5     | 0.2              | 8                                       |
| Other.....                   | 11                      | 68           | 70                                       | 105   | 1.5              | 9                                       |
| LOUISIANA, EASTERN....       | 87                      | 255          | 299                                      | 409   | 1.4              | 43                                      |
| Criminal.....                | 68                      | 202          | 238                                      | 370   | 1.6              | 32                                      |
| Appeals.....                 | 13                      | 2            | 14                                       | 3     | 0.2              | 1                                       |
| Other.....                   | 6                       | 51           | 47                                       | 36    | 0.8              | 10                                      |
| MARYLAND.....                | 160                     | 518          | 572                                      | 808   | 1.4              | 106                                     |
| Criminal.....                | 122                     | 368          | 412                                      | 763   | 1.9              | 78                                      |
| Appeals.....                 | 13                      | 20           | 25                                       | 2     | 0.1              | 8                                       |
| Other.....                   | 25                      | 130          | 135                                      | 43    | 0.3              | 20                                      |
| MINNESOTA <sup>3</sup> ..... | -                       | 10           | -  | -     | -                | 10                                      |
| Criminal.....                | -                       | 10           | -  | -     | -                | 10                                      |
| Appeals.....                 | -                       | -            | -  | -     | -                | -                                       |
| Other.....                   | -                       | -            | -  | -     | -                | -                                       |
| MISSOURI, WESTERN.....       | 152                     | 1,446        | 1,522                                    | 992   | 0.7              | 76                                      |
| Criminal.....                | 36                      | 197          | 214                                      | 762   | 3.6              | 19                                      |
| Appeals.....                 | 13                      | 19           | 25                                       | 27    | 1.1              | 7                                       |
| Other <sup>4</sup> .....     | 103                     | 1,230        | 1,283                                    | 203   | 0.2              | 50                                      |
| NEVADA.....                  | 49                      | 234          | 223                                      | 320   | 1.4              | 60                                      |
| Criminal.....                | 36                      | 150          | 136                                      | 253   | 1.9              | 50                                      |
| Appeals.....                 | 3                       | 2            | 4  | 3     | 0.8              | 1                                       |
| Other.....                   | 10                      | 82           | 83                                       | 63    | 0.8              | 9                                       |
| NEW JERSEY.....              | 362                     | 635          | 763                                      | 2,274 | 3.0              | 234                                     |
| Criminal.....                | 266                     | 409          | 529                                      | 1,994 | 3.8              | 146                                     |
| Appeals.....                 | 19                      | 18           | 23                                       | 15    | 0.7              | 14                                      |
| Other.....                   | 77                      | 208          | 211                                      | 265   | 1.3              | 74                                      |
| NEW MEXICO.....              | 91                      | 325          | 327                                      | 252   | 0.8              | 89                                      |
| Criminal.....                | 20                      | 177          | 173                                      | 214   | 1.2              | 24                                      |
| Appeals.....                 | 22                      | 42           | 33                                       | *     | -                | 31                                      |
| Other.....                   | 49                      | 106          | 121                                      | 38    | 0.3              | 34                                      |
| OHIO, NORTHERN.....          | 65                      | 249          | 229                                      | 459   | 2.0              | 85                                      |
| Criminal.....                | 47                      | 151          | 151                                      | 391   | 2.6              | 47                                      |
| Appeals.....                 | 10                      | 7            | 10                                       | 6     | 0.6              | 7                                       |
| Other.....                   | 8                       | 91           | 68                                       | 62    | 0.9              | 31                                      |

**Federal Public Defender Organizations**  
**Exhibit I. Summary of Representations by District**  
**Fiscal Year 1978**  
**(October 1, 1977 - September 30, 1978)**

| Representations by District               | Pending October 1, 1977 | Cases Opened | Cases Closed<br>Hours in Court <sup>1</sup> |       |                  | Pending September 30, 1978 <sup>2</sup> |
|---|-------------------------|--------------|---|-------|------------------|---|
|   |                         |              | Number                                      | Total | Average per case |   |
| <b>PENNSYLVANIA, WESTERN....</b>          | 64                      | 221          | 189   | 601   | 3.2              | 96                                      |
| Criminal.....                             | 41                      | 156          | 142   | 560   | 3.9              | 55                                      |
| Appeals.....                              | 15                      | 16           | 16  | *     | -                | 15                                      |
| Other.....                                | 8                       | 49           | 31  | 41    | 1.3              | 26                                      |
| <b>PUERTO RICO.....</b>                   | 11                      | 131          | 117   | 390   | 3.3              | 25                                      |
| Criminal.....                             | 11                      | 122          | 111   | 378   | 3.4              | 22                                      |
| Appeals.....                              | -                       | 3            | 1   | -     | -                | 2                                       |
| Other.....                                | -                       | 6            | 5   | 11    | 2.2              | 1                                       |
| <b>SOUTH CAROLINA.....</b>                | 44                      | 211          | 184   | 955   | 5.2              | 71                                      |
| Criminal.....                             | 41                      | 176          | 161   | 937   | 5.8              | 56                                      |
| Appeals.....                              | 1                       | 11           | 1   | -     | -                | 11                                      |
| Other.....                                | 2                       | 24           | 22  | 18    | 0.8              | 4                                       |
| <b>TENNESSEE, MIDDLE<sup>3</sup>.....</b> | -                       | 69           | 41  | 66    | 1.6              | 28                                      |
| Criminal.....                             | -                       | 59           | 36  | 63    | 1.8              | 23                                      |
| Appeals.....                              | -                       | 1            | -   | -     | -                | 1                                       |
| Other.....                                | -                       | 9            | 5   | 4     | 0.8              | 4                                       |
| <b>TENNESSEE, WESTERN.....</b>            | 72                      | 198          | 198   | 248   | 1.3              | 72                                      |
| Criminal.....                             | 60                      | 156          | 153   | 223   | 1.5              | 63                                      |
| Appeals.....                              | 8                       | 2            | 8   | 6     | 0.8              | 2                                       |
| Other.....                                | 4                       | 40           | 37  | 19    | 0.5              | 7                                       |
| <b>TEXAS, SOUTHERN.....</b>               | 95                      | 1,025        | 1,005                                       | 892   | 0.9              | 115                                     |
| Criminal.....                             | 63                      | 686          | 676   | 754   | 1.1              | 73                                      |
| Appeals.....                              | 11                      | 14           | 10  | 2     | 0.2              | 15                                      |
| Other.....                                | 21                      | 325          | 319   | 136   | 0.4              | 27                                      |
| <b>TEXAS, WESTERN.....</b>                | 121                     | 719          | 700   | 1,032 | 1.5              | 140                                     |
| Criminal.....                             | 89                      | 519          | 507   | 937   | 1.8              | 101                                     |
| Appeals.....                              | 16                      | 15           | 14  | 6     | 0.4              | 17                                      |
| Other.....                                | 16                      | 185          | 179   | 90    | 0.5              | 22                                      |
| <b>VIRGIN ISLANDS.....</b>                | 43                      | 364          | 273   | 999   | 3.7              | 134                                     |
| Criminal.....                             | 37                      | 320          | 245   | 951   | 3.9              | 112                                     |
| Appeals.....                              | 5                       | 20           | 12  | 12    | 1.0              | 13                                      |
| Other.....                                | 1                       | 24           | 16  | 36    | 2.3              | 9                                       |
| <b>WASHINGTON, WESTERN.....</b>           | 148                     | 654          | 502   | 801   | 1.6              | 300                                     |
| Criminal.....                             | 104                     | 452          | 340   | 693   | 2.0              | 216                                     |
| Appeals.....                              | 15                      | 27           | 20  | 8     | 0.4              | 22                                      |
| Other.....                                | 29                      | 175          | 142   | 101   | 0.7              | 62                                      |
| <b>WEST VIRGINIA, SOUTHERN..</b>          | 13                      | 136          | 116   | 493   | 4.3              | 33                                      |
| Criminal.....                             | 11                      | 103          | 90  | 460   | 5.1              | 24                                      |
| Appeals.....                              | 1                       | 4            | 2   | 2     | 1.0              | 3                                       |
| Other.....                                | 1                       | 29           | 24  | 31    | 1.3              | 6                                       |

\*Indicates less than one hour.

<sup>1</sup>Detail may not add to total due to rounding to whole hours.

<sup>2</sup>California, Northern and California, Central amended their pending figures during this twelve-month period after completing an actual case count. Therefore, the line entries for these districts and the Total will not add across to the pending for September 30, 1978.

<sup>3</sup>Florida, Northern and Georgia, Southern began reporting in October 1977; Florida, Middle in January 1978; Tennessee, Western in April 1978; Illinois, Eastern and Southern in May 1978 and Minnesota in September 1978.

<sup>4</sup>Includes 853 court directed prisoner representations of inmates of the U.S. Medical Center for Federal Prisoners at Springfield, Missouri.



DEFENDER ORGANIZATION REPORT JS 50 REV. 7/77

MONTHLY PY - 1978 (OCT. - SEPT) DISTRICT JUDICIALIZATION ARIZONA CASE NO 0970 ORGANIZATION REPORTING FEDERAL PUBLIC DEFENDER FED. PUB. ID. XXX COMMUNITY ID. 1

CRIMINAL DEFENDANT CASES - NUMBER OF CASES table with columns for offense class, code no, and case counts in various stages.

C DISPOSITIONS table with columns for case type (e.g., 1. MAGISTRATE TRIAL, 2. DISTRICT COURT, 3. APPEALS DISTRICT COURT, etc.) and case counts.

B TOTAL 69 305 1312 163 142.25

A T T A C H M E N T

8. OTHER SERVICES COMPLETED

- (1) Advised of mandatory release rights
- (1) Filed Petition for Probation Revocation
- (1) Motion to Reduce Sentence not filed
- (2) Mexican-American Treaty exchange completed
- (4) Consultation--Fugitive placed in federal custody
- (1) Motion to reduce sentence withdrawn
- (29) Mexican-American exchange treaty program completed
- (1) Witness indicted
- (1) Defendant not prosecuted by U.S.A. government
- (1) Parole warrant issued
- (1) Petition for criminal contempt dismissed by U.S.A. government
- (1) Defendant placed in federal custody
- (1) Defendant not prosecuted by U.S.A. government
- (1) Defendant ordered removed to demanding district
- (26) Mexican-American Prisoner Exchange program
  - (1) Advised of Fifth Amendment
  - (1) Motion to reduce sentence denied
  - (1) Case dismissed
  - (1) Defendant not prosecuted by United States Government
  - (1) Grand jury witness; full restitution made, no prosecution
  - (1) Defendant indicted
  - (1) Petition for Revocation ~~Dismissed~~
  - (1) Detainer removed
  - (1) Defendant held in contempt for not complying with Court Order
  - (1) Petition for early termination of probation and Order prepared and forwarded to Southern District of California for further proceedings
  - (1) Defendant turned over to state authorities
  - (1) Consultation--Grand jury witness completed
  - (1) Parolee transferred out of jurisdiction
- (10) Bolivia Prisoner Exchange completed
  - (1) No complaint or indictment filed
  - (2) Consultation--Grand Jury

A T T A C H M E N T

B. OTHER REPRESENTATIONS

- (1) Consultation--Deferred Prosecution
- (1) Consultation--Grand Jury
- (1) Consultation--Possible Probation Revocation
- (1) Consultation--Deferred Prosecution
- (1) Consultation--Possible Charge for Harboring fugitive
- (1) Consultation--5th Amendment Rights
- (27) Mexican-American Prisoner Exchange
- (1) Consultation--Pre-Trial Diversion Program
- (2) Mexican-American Prisoner Exchange
- (1) Consultation--Grand Jury
- (26) Mexican-American Prisoner Exchange
- (1) Consultation--Possible Parole Revocation
- (1) Consultation--Possible 1153
- (1) Consultation--Motion to reduce sentence
- (1) Advisory Counsel--Bank Fraud
- (1) Consultation--Sentencing
- (1) Consultation--Possible 2255
- (1) Consultation--Grand Jury
- (4) Consultation--Pre-Trial Diversion Program
- (1) Consultation--Advisory Capacity
- (1) Consultation--Probation Violation
- (10) Bolivia Prisoner Exchange
- (5) Consultation--Pre-Trial Diversion Program
- (1) Consultation--Grand Jury Witness
- (1) Consultation--Pre-Trial Diversion Program
- (1) Grand Jury Witness
- (1) Pre-Trial Diversion Program
- (1) Consultation--Advisory Capacity

TOTAL: (96)

DEFENDER ORGANIZATION REPORT JS 50 REV. 7/77

MONTHLY: 1978 ANNUAL RPT. DISTRICT OF CALIFORNIA N.D. California FEDERAL PUBLIC DEFENDER ORGANIZATION REPORTING COMMUNITY COLLEGE

| A. ORIGINAL DEFENDANT CASES   |                            | NUMBER OF CASES |              |            |            |                   | Hours in Court |        |
|-------------------------------|----------------------------|-----------------|--------------|------------|------------|-------------------|----------------|--------|
| OFFENSE CLASS                 | CODE NO.                   | (1) Total Filed | (2) Returned | (3) Healed | (4) Closed | (5) New (Pending) |                |        |
| HOMICIDE                      | • Murder, 1st degree       | 01              | 1            |            |            | 1                 |                |        |
|                               | • Murder, 2nd degree       | 02              |              |            |            |                   |                |        |
|                               | • Manslaughter             | 03              |              |            |            |                   |                |        |
| ROBBERY                       | • Bank                     | 11              | 16           | 51         | 64         | 5                 | 211.25         |        |
|                               | • Postal                   | 12              |              | 3          | 1          | 2                 | 5              |        |
|                               | • Other                    | 14              |              | 1          | 1          | 0                 | 1.0            |        |
| ASSAULT                       | • Assault                  | 15              |              | 6          | 6          | 1                 | 7.25           |        |
|                               | • Bank                     | 21              |              |            |            |                   |                |        |
| BURGLARY                      | • Postal                   | 22              |              |            | 2          | 0                 | 3.25           |        |
|                               | • Interstate Com.          | 23              |              |            |            |                   |                |        |
|                               | • Other                    | 24              |              | 3          | 2          |                   | 2.75           |        |
| LARCENY & THEFT               | • Bank                     | 31              | 2            | 2          | 2          | 0                 | 12.25          |        |
|                               | • Postal                   | 32              | 3            | 14         | 18         | 1                 | 22.5           |        |
|                               | • Interstate Com.          | 33              | 4            | 4          | 7          |                   | 11.5           |        |
|                               | • U.S. Property            | 34              | 7            | 14         | 2          | 21                | 109            |        |
| EMBEZZLEMENT                  | • Transp. Stolen Prop.     | 36              | 1            | 6          | 6          | 1                 | 20.25          |        |
|                               | • Other - Felony           | 37              | 3            | 1          | 2          |                   | 4              |        |
|                               | • Other - Misd.            | 38              |              | 8          | 7          |                   | 7.5            |        |
|                               | • Bank                     | 41              | 3            | 25         | 27         | 2                 | 30.5           |        |
| FRAUD                         | • Postal                   | 42              | 2            | 6          | 5          | 1                 | 4.25           |        |
|                               | • Other                    | 43              |              | 6          | 5          | 1                 | 7.75           |        |
|                               | • Income Tax               | 45              | 1            | 8          | 8          | 1                 | 31.25          |        |
| AUTO FORGERY & COUNTERFEITING | • Lending Inst.            | 46              | 1            | 3          | 3          |                   | 6              |        |
|                               | • Postal & Wire            | 47              | 2            | 5          | 6          | 1                 | 8.25           |        |
|                               | • Veterans & Allot.        | 48              |              |            |            |                   |                |        |
|                               | • Other Fraud              | 49              | 9            | 49         | 3          | 57                | 2              | 77.25  |
| SEX OFFENSES                  | • Vehicle Theft            | 51              |              | 1          | 1          | 0                 | 1.25           |        |
|                               | • Transp. Forg. Sec.       | 55              | 1            | 4          | 5          | 0                 | 4.25           |        |
|                               | • Postal Forgery           | 56              | 1            | 2          | 2          |                   | 7.75           |        |
|                               | • Other Forgery            | 57              | 21           | 74         | 11         | 102               | 4              | 173.25 |
| DRUG OFFENSES                 | • Counterfeiting           | 58              | 6            | 19         | 3          | 24                | 5              | 36.5   |
|                               | • Rape                     | 61              |              | 1          | 1          | 0                 | .75            |        |
|                               | • White Slave & Aliens     | 62              |              |            |            |                   |                |        |
| MISC.                         | • Other                    | 63              |              |            |            |                   |                |        |
|                               | • Merituaena               | 65              |              | 2          | 2          | 0                 | 2.5            |        |
|                               | • Narcotics                | 67              | 5            | 19         | 16         | 6                 | 29             |        |
|                               | • Controlled Substances    | 68              |              | 21         | 18         | 3                 | 129            |        |
|                               | • Bribery                  | 71              |              |            |            |                   |                |        |
|                               | • Traffic                  | 72              |              |            |            |                   |                |        |
|                               | • Escape                   | 73              | 1            | 11         | 10         | 3                 | 8.25           |        |
|                               | • Extortion & Rackets      | 74              |              | 5          | 5          | 0                 | 5              |        |
| FED. STAT.                    | • Gambling & Lottery       | 75              | 1            |            |            |                   |                |        |
|                               | • Kidnapping               | 76              |              | 2          | 2          | 0                 | 4              |        |
|                               | • Perjury                  | 77              |              |            |            |                   |                |        |
|                               | • Weapons                  | 78              | 1            | 9          | 10         | 0                 | 9              |        |
|                               | • Other                    | 79              |              | 2          | 2          | 5                 | 5.75           |        |
|                               | • Immigration Laws         | 87              | 2            | 37         | 37         | 3                 | 42             |        |
|                               | • Liquor, Internal Revenue | 89              |              |            |            |                   |                |        |
|                               | • Agriculture              | 91              |              |            |            |                   |                |        |
| FED. STAT.                    | • Antitrust                | 92              |              |            |            |                   |                |        |
|                               | • Fair Lab. Std.           | 93              |              |            |            |                   |                |        |
|                               | • Food/Drug                | 94              |              |            |            |                   |                |        |
|                               | • Migr. Bird               | 95              |              |            |            |                   |                |        |
|                               | • Motor Carr.              | 96              |              |            |            |                   |                |        |
|                               | • Nat'l Defense            | 97              | 6            | 6          | 7          |                   | 5.75           |        |
|                               | • Obscene Mail             | 98              | 1            | 1          | 1          | 1                 | 28.75          |        |
|                               | • Other                    | 99              | 1            | 21         | 1          | 23                | 3              | 29     |
|                               | • Misc. Other              | 99x             |              |            |            |                   |                |        |
|                               | • Civil Rights             | 99x             |              |            |            |                   |                |        |
| State Statutes (Not in Above) | S.S.                       |                 | 5            |            | 3          | 2                 | 2.5            |        |
| Petty Offenses                | P.O.                       | 9               | 155          | 2          | 144        | 23                | 96             |        |

| C. DISPOSITIONS                                |                    | CASES                     |       | Hours in Court |
|--|--------------------|---------------------------|-------|----------------|
| DISPOSITION                                    | Sub-Category       | CASES                     | HOURS |                |
| 1. MAGISTRATE TRIAL                            | GUilty             | On Plea                   | 164   | 155            |
|  | GUilty             | Alter Trial               | 18    | 28.75          |
|  | GUilty             | Nolo Cont.                | 2     | 3.25           |
| 2. DISTRICT COURT                              | NOT GUILTY         | On Plea                   | 154   | 332.75         |
|  | DISMISSAL          | GUILTY                    | 1     | 2.5            |
|  | DISMISSAL          | Alter Trial               | 11    | 355.75         |
| 3. APPEALS DISTRICT COURT                      | DISMISSAL OF       | Complaint                 | 13    | 10.25          |
|  | DISMISSAL OF       | Indictment                | 25    | 39.25          |
|  | DISMISSAL OF       | Information               | 3     | 2.25           |
|  | DISMISSAL OF       | Removed on Rule 40        | 49    | 29.5           |
| 4. PROBATION & PAROLE                          | PROBATION          | Out on Rule 20            | 1     | 2              |
|  | PROBATION          | Change of Venue (Rule 21) |       |                |
| 5. PRISONER MATTERS                            | PRETRIAL DIVERSION | Type I                    | 12    | 5.25           |
|  | PRETRIAL DIVERSION | Type II                   | 15    | 9.5            |
| 6. COUNSEL RE-LIEVED                           | NEW TRIAL          | Affirmed                  | 5     | 4.25           |
|  | NEW TRIAL          | Reversed                  | 1     | 1              |
| 7. MISC. NARA III COMMITMENT                   | COURT OF APPEALS   | By Client                 | 4     | 3              |
|  | COURT OF APPEALS   | By U.S.                   | 1     | 1.5            |
| 8. OTHER SERVICES COMPLETED                    | SUPREME COURT      | By Client                 | 2     | 1              |
|  | SUPREME COURT      | By U.S.                   | 1     | 1              |
| D. PETITIONS FOR WRIT OF CERT.                 | MAN-DAMUS          | By Client                 | 4     | 3              |
|  | MAN-DAMUS          | By U.S.                   | 1     | 1.5            |
| E. NUMBER OF CASES CLOSED UNDER LESSER OFFENSE | MAN-DAMUS          | By Client                 | 2     | 1              |
|  | MAN-DAMUS          | By U.S.                   | 1     | 1              |
| TOTAL DISPOSITIONS                             |                    |                           | 861   | 1329           |

| CRIMINAL DEFENDANTS REPRESENTED | A. TOTAL | NUMBER OF CASES |              |            |            |                   | Hours |
|---------------------------------|----------|-----------------|--------------|------------|------------|-------------------|-------|
|                                 |          | (1) Total Filed | (2) Returned | (3) Healed | (4) Closed | (5) New (Pending) |       |
| ADULTS                          | 1126     | 11              | 24           | 668        | 72         | 1191.5            |       |
| JUVENILES                       | 1126     | 11              | 24           | 668        | 72         | 1191.5            |       |
| B. TOTAL                        | 68       | 174             | 193          | 49         | 137.5      |                   |       |

\*FY report will not balance due to revisions made in February 1978. Prepared by: JANET HEIMANN COOK

ATTACHMENTS

B. Other Dispositions

- 1 - Pretrial Diversion
- 1 - Extradition
- 1 - Parole Review
- 3 - Modificaiton of condition of probation
- 1 - Miranda appointment

7 TOTAL

C. Dispositions

- 1 - Motion to Modify taken under submission by district court indefinitely
- 2 - Modification of conditions of probation
- 1 - defendant extradited
- 1 - Miranda appointment
- 1 - PA services completed
- 2 - MC services completed
- 1 - PO services completed
- 1 - CD services completed
- 1 - dismissal of criminal contempt citation
- 1 - Witness services completed

12 TOTAL

DEFENDER ORGANIZATION REPORT

JS-50 REV. 7/77

Annual Report

MONTH/QUARTER: 10/77 - 9/78 DISTRICT OR LOCATION: Eastern/CA CODE NO: 0972-1 ORGANIZATION REPORTING: Federal Defender's Office FED. POP. (EST.): COMMUNITY (EST.):

Table with columns for offense class, code no., and number of cases (1-5) and hours in court. Includes sub-sections for 'A CRIMINAL DEFENDANT CASES', 'B OTHER REPRESENTATIONS', and 'C. DISPOSITIONS'. Totals at bottom: CRIMINAL DEFENDANTS REPRESENTED: ADULTS 101, JUVENILES 0; B. TOTAL: 35, 293, 275, 53, 126.00.

Table for 'C. DISPOSITIONS' showing counts and hours for various court actions: 1. MAGISTRATE TRIAL (283 cases, 120.75 hours), 2. DISTRICT COURT (235 cases, 324.00 hours), 3. APPEALS DISTRICT COURT (6 cases, 2.00 hours), 4. PROBATION (25 cases, 14.25 hours), 5. PAROLE (7 cases, 1.25 hours), 6. COUNSEL RE-LIEVED (15 cases, 12.25 hours), 7. MISC. (1 case, 3.75 hours), 8. OTHER SERVICES COMPLETED (38 cases, 10.50 hours), 9. PETITIONS FOR WRIT OF CERT. (0 cases, 0 hours), 10. NUMBER OF CASES CLOSED UNDER LESSER OFFENSE (72 cases).

**DEFENDER ORGANIZATION REPORT JS-50 REV. 7/77** \*Fiscal year report will not balance, due to revisions made in January 1978

MONTH: **OCT. 77** - SEPT. 78  
 DISTRICT OR LOCATION: **CENTRAL, CA**  
 CASE NO: **0973-2**  
 ORGANIZATION REPORTING: **FEDERAL PUBLIC DEFENDER**  
 FED. PUBLIC DEF. COMMUNITY DIST. **11**

| OFFENSE CLASS                 | CODE NO. | NUMBER OF CASES            |            |                      |            |                   | Hours in Court on Closed Cases |
|-------------------------------|----------|----------------------------|------------|----------------------|------------|-------------------|--------------------------------|
|                               |          | (1) No III Last (Juvenile) | (2) Opened | (3) Res. (Dismissed) | (4) Closed | (5) New (Arrests) |                                |
| HOMICIDE                      | 01       | 2                          |            |                      | 2          | 19.75             |                                |
|                               | 02       |                            |            |                      | 1          | 7.00              |                                |
|                               | 03       |                            | 1          |                      |            |                   |                                |
|                               | 031      |                            |            |                      |            |                   |                                |
| ROBBERY                       | 11       | 69                         | 144        | 116                  | 40         | 538.50            |                                |
|                               | 12       | 2                          | 1          | 3                    |            | 7.00              |                                |
|                               | 14       | 2                          |            | 1                    | 1          | 4.50              |                                |
| ASSAULT                       | 15       | 4                          | 14         | 17                   | 1          | 98.25             |                                |
| BURGLARY                      | 21       |                            |            |                      |            |                   |                                |
|                               | 22       |                            |            |                      |            |                   |                                |
|                               | 23       | 1                          |            |                      |            |                   |                                |
|                               | 24       |                            | 1          | 1                    |            | 1.00              |                                |
|                               | 31       | 1                          | 3          | 2                    | 1          | 7.50              |                                |
|                               | 32       | 22                         | 76         | 1                    | 93         | 388.75            |                                |
| LARCENY & THEFT               | 33       | 7                          | 8          | 7                    | 4          | 26.50             |                                |
|                               | 34       | 5                          | 14         | 17                   | 2          | 97.00             |                                |
|                               | 36       | 3                          | 16         | 21                   | 1          | 64.25             |                                |
|                               | 37       | 1                          | 1          | 2                    |            | 3.50              |                                |
|                               | 38       | 1                          |            | 1                    |            | 25.50             |                                |
| EMBEZZLEMENT                  | 41       | 13                         | 43         | 47                   | 5          | 94.50             |                                |
|                               | 42       | 8                          | 4          | 7                    | 1          | 40.75             |                                |
|                               | 43       | 9                          | 19         | 15                   | 8          | 30.75             |                                |
| FRAUD                         | 45       | 4                          | 4          | 6                    | 3          | 56.25             |                                |
|                               | 46       | 3                          | 14         | 15                   | 3          | 58.50             |                                |
|                               | 47       | 10                         | 32         | 26                   | 12         | 57.25             |                                |
|                               | 48       |                            |            |                      |            |                   |                                |
|                               | 49       | 20                         | 53         | 61                   | 9          | 172.00            |                                |
| AUTO                          | 51       | 9                          | 14         | 1                    | 20         | 45.00             |                                |
| FORGERY & COUNTERFEITING      | 55       |                            | 9          | 7                    | 3          | 14.25             |                                |
|                               | 56       |                            | 1          | 1                    |            | 3.25              |                                |
|                               | 57       | 22                         | 78         | 95                   | 15         | 163.75            |                                |
|                               | 58       | 11                         | 18         | 30                   | 2          | 142.50            |                                |
| SEX OFFENSES                  | 61       | 2                          |            | 1                    |            | 2.50              |                                |
|                               | 62       | 1                          |            |                      |            |                   |                                |
|                               | 63       | 1                          |            |                      |            |                   |                                |
| DRUG OFFENSES                 | 65       |                            | 8          | 9                    |            | 38.75             |                                |
|                               | 67       | 20                         | 86         | 90                   | 16         | 294.75            |                                |
|                               | 68       | 9                          | 13         | 21                   | 4          | 41.00             |                                |
|                               | 71       | 1                          | 2          | 2                    |            | 1.75              |                                |
|                               | 72       | 1                          |            | 1                    |            |                   |                                |
|                               | 73       | 20                         | 102        | 108                  | 9          | 214.50            |                                |
|                               | 74       | 2                          | 9          | 8                    | 1          | 31.00             |                                |
| MISC.                         | 75       |                            |            |                      |            |                   |                                |
|                               | 76       |                            | 2          | 2                    |            | .50               |                                |
|                               | 77       | 2                          | 1          | 1                    |            | 4.00              |                                |
|                               | 78       | 21                         | 57         | 1                    | 70         | 147.25            |                                |
|                               | 79       |                            | 4          | 3                    | 1          | 8.50              |                                |
| Immigration Laws              | 87       | 7                          | 37         | 36                   | 4          | 78.75             |                                |
| Liquor, Internal Revenue      | 88       |                            |            |                      |            |                   |                                |
|                               | 91       |                            | 2          | 2                    |            | 4.50              |                                |
|                               | 92       |                            |            |                      |            |                   |                                |
|                               | 93       | 1                          |            |                      |            |                   |                                |
|                               | 94       |                            |            |                      |            |                   |                                |
| FED. STAT.                    | 95       |                            |            |                      |            |                   |                                |
|                               | 96       |                            |            |                      |            |                   |                                |
|                               | 97       | 5                          |            | 4                    |            | 1.00              |                                |
|                               | 98       | 1                          |            | 1                    |            | .50               |                                |
|                               | 99       | 2                          | 23         | 26                   | 7          | 56.75             |                                |
|                               | 999      | 2                          | 1          | 2                    |            | 2.75              |                                |
|                               | 99a      |                            |            |                      |            |                   |                                |
| State Statutes (Not in Above) | S.S.     | 3                          | 3          | 5                    | 1          | 6.75              |                                |
| Petty Offenses                | P.O.     | 16                         | 20         | 21                   | 2          | 26.75             |                                |

| DISPOSITIONS                                   | CASES  | Hours in Court   |
|--|--|--|
|  |  |  |
| GUilty   | On Plea<br>After Trial<br>Nolo Cont.   | 25<br>59<br>25   |
| NOT GUILTY                                     |  | 1  |
| DISMISSAL                                      |  | 117  |
| 2. DISTRICT COURT                              |  |  |
| GUilty   | On Plea<br>GUILTY<br>Nolo<br>Contendere  | 534<br>1<br>3.00   |
| NOT GUILTY                                     | After Trial<br>Jury<br>Court   | 30<br>641.50<br>14   |
| DISMISSAL OF                                   | After Trial<br>Jury<br>Court   | 6<br>85.00<br>6  |
| CASE TRANSFERRED                               | Judgment of Acquittal<br>Complaint<br>Indictment<br>Information<br>Removed on Rule 40<br>Out on Rule 20<br>Change of Venue (Rule 21) | 3<br>31.25<br>56<br>160.50<br>3<br>12.50<br>124<br>141.00<br>1 |
| PRETRIAL DIVERSION                             | Type I<br>Type II  | 21<br>30.25<br>3<br>10.25                                      |
| 3. APPEALS DISTRICT COURT                      | NEW TRIAL<br>Affirmed<br>Reversed<br>Remanded<br>Dismissed   |  |
| COURT OF APPEALS                               | By Client<br>Affirmed<br>Reversed<br>Remanded<br>Dismissed   | 22<br>1.75<br>1<br>3.50<br>5<br>1.00<br>2                      |
| SUPREME COURT                                  | By U.S.<br>Affirmed<br>Reversed<br>Remanded<br>Dismissed   |  |
| MAN-DAMUS                                      | By Client<br>Affirmed<br>Reversed<br>Dismissed   |  |
| 4. PROBATION                                   | By U.S.<br>Revoked<br>Restored<br>Terminated<br>Dismissed  | 88<br>93.50<br>90<br>101.00<br>19<br>20.00<br>102<br>86.00     |
| PAROLE   | By U.S.<br>Revoked<br>Restored<br>Terminated<br>Ref. To Institution  | 2<br>1.00<br>1<br>1.00<br>1<br>1.00                            |
| PRISONER MATTERS                               | Granted<br>Denied  | 1<br>2   |
| HABEAS CORPUS                                  | Dismissed  | 1  |
| SENTENCE MOTION                                | Granted<br>Denied<br>Dismissed   | 11<br>8.00<br>24<br>8.00<br>1<br>5.00                          |
| 8. COUNSEL RECEIVED                            | Substitute<br>Appointed<br>Retained  | 32<br>27.75<br>57<br>73.50                                     |
| 7. MISC.                                       | Def. Waived Counsel<br>Failure To Appear<br>Committed To U.S.C. (246<br>NARA III COMMITMENT  | 1<br>1.75<br>24<br>51.75<br>1<br>1.00                          |
| 8. OTHER SERVICES COMPLETED (Specify)          |  | 255<br>56.00   |
| TOTAL DISPOSITIONS                             |  | 1727<br>3440.00  |
| D. PETITIONS FOR WRIT OF CERT.                 | End of Last Period<br>Filed<br>Closed<br>Now Pending   |  |
| E. NUMBER OF CASES CLOSED UNDER LESSER OFFENSE |  |  |

| CRIMINAL DEFENDANTS REPRESENTED | A. TOTAL | NUMBER OF CASES |       |     |      |    |
|---------------------------------|----------|-----------------|-------|-----|------|----|
|                                 |          | 1               | 2     | 3   | 4    | 5  |
| ADULTS                          | 344      | 938             | 3,066 | 185 | 3023 | 00 |
| JUVENILES                       | 344      | 938             | 3,066 | 185 | 3023 | 00 |

| Court of Appeals:                 | NUMBER OF CASES |    |     |     |     | Hours  |
|-----------------------------------|-----------------|----|-----|-----|-----|--------|
|                                   | 1               | 2  | 3   | 4   | 5   |        |
| Trial Disposition                 | TD              | 35 | 27  | 37  | 36  | 6.25   |
| Other Matters                     | CA              | 1  | 5   | 1   | 5   |        |
| Appeal-Magistrate Decision        | APM             |    |     |     |     |        |
| Supreme Court (cert. granted)     | SC              |    | 1   |     | 1   |        |
| Motion Attaching Sent. (2265)     | MA              |    |     |     |     |        |
| Motion to Correct or Reduce (R35) | MC              | 5  | 47  | 36  | 16  | 16.00  |
| Habeas Corpus                     | HC              | 4  |     | 3   | 3   |        |
| Court Directed Prisoner Repr.     | CD              |    |     |     |     |        |
| Bail/Presentment                  | BP              | 18 | 2   | 3   |     | 1.00   |
| Witness                           | W               | 7  | 256 | 245 | 45  | 64.50  |
| Probation Revocation              | PR              | 9  | 222 | 221 | 12  | 230.50 |
| Parole Revocation                 | PA              | 1  | 132 | 110 |     | 90.00  |
| NARA - Title III (civil)          | NA              |    |     |     |     |        |
| Other (Explain)                   | O               | 2  | 3   |     | 5   | 8.75   |
| B. TOTAL                          |                 | 82 | 695 | 661 | 118 | 417.00 |

DEFENDER ORGANIZATION REPORT JS-50 REV. 7/77

MONTHLY Oct/77 to Sept/78 DISTRICT OR JURISDICTION Colorado FEDERAL PUBLIC DEFENDER COMMUNITY DISTRICT

| OFFENSE CLASS                   | CODE NO.  | NUMBER OF CASES      |          |              |          |              | Hours in Court on Listed Cases |
|---------------------------------|-----------|----------------------|----------|--------------|----------|--------------|--------------------------------|
|                                 |           | ① End of Last period | ② Unopen | ③ Ad. opened | ④ Closed | ⑤ New Jurors |                                |
| HOMICIDE                        | 01        |                      |          |              |          |              |                                |
| HOMICIDE                        | 02        |                      |          |              |          |              |                                |
| HOMICIDE                        | 03        |                      |          |              |          |              |                                |
| HOMICIDE                        | 031       | 4                    | 22       |              | 20       | 6            | 54.20                          |
| ROBBERY                         | 11        |                      |          |              |          |              |                                |
| ROBBERY                         | 12        |                      |          |              |          |              |                                |
| ROBBERY                         | 14        |                      | 1        |              | 1        |              | 1.50                           |
| ROBBERY                         | 15        |                      | 2        |              | 2        |              | 2.25                           |
| ASSAULT                         | 21        |                      |          |              |          |              |                                |
| ASSAULT                         | 22        |                      |          |              |          |              |                                |
| ASSAULT                         | 23        |                      |          |              |          |              |                                |
| ASSAULT                         | 24        |                      |          |              |          |              |                                |
| BURGLARY                        | 31        | 1                    | 11       | 1            | 12       | 1            | 25.90                          |
| BURGLARY                        | 32        | 2                    | 19       |              | 18       | 3            | 27.80                          |
| LARCENY & THEFT                 | 33        |                      |          |              |          |              |                                |
| LARCENY & THEFT                 | 34        | 1                    | 7        |              | 5        | 3            | 6.25                           |
| LARCENY & THEFT                 | 36        | 2                    | 3        |              | 4        | 1            | 3.75                           |
| LARCENY & THEFT                 | 37        | 1                    | 1        |              | 2        |              | 3.25                           |
| LARCENY & THEFT                 | 38        | 1                    | 1        |              | 1        |              | 2.50                           |
| EMBEZZLEMENT                    | 41        | 2                    | 4        |              | 4        | 2            | 5.50                           |
| EMBEZZLEMENT                    | 42        | 1                    | 1        |              | 2        |              | 5.00                           |
| EMBEZZLEMENT                    | 43        | 1                    | 3        |              | 2        | 2            | 1.75                           |
| FRAUD                           | 45        | 1                    | 3        | 1            | 5        |              | 3.00                           |
| FRAUD                           | 46        |                      | 2        |              | 1        | 1            | 1.25                           |
| FRAUD                           | 47        | 2                    | 1        |              | 3        |              | 54.75                          |
| FRAUD                           | 48        |                      |          |              |          |              |                                |
| FRAUD                           | 49        | 1                    | 11       | 1            | 10       | 3            | 6.25                           |
| AUTO FORGERY & COUNTERFEITING   | 51        | 2                    | 16       |              | 16       | 2            | 31.75                          |
| AUTO FORGERY & COUNTERFEITING   | 55        | 1                    | 4        |              | 4        | 1            | 2.10                           |
| AUTO FORGERY & COUNTERFEITING   | 56        | 1                    |          |              | 1        |              |                                |
| AUTO FORGERY & COUNTERFEITING   | 57        | 1                    | 12       | 2            | 13       | 2            | 10.00                          |
| AUTO FORGERY & COUNTERFEITING   | 58        | 2                    | 8        |              | 9        | 1            | 12.00                          |
| SEX OFFENSES                    | 61        | 1                    | 1        |              | 2        |              | 7.5                            |
| SEX OFFENSES                    | 62        |                      |          |              |          |              |                                |
| SEX OFFENSES                    | 63        |                      |          |              |          |              |                                |
| DRUG OFFENSES                   | 65        |                      |          |              |          |              |                                |
| DRUG OFFENSES                   | 67        |                      | 3        |              | 3        |              | 1.50                           |
| DRUG OFFENSES                   | 68        | 2                    | 10       |              | 12       |              | 10.00                          |
| MISC.                           | 71        |                      |          |              |          |              |                                |
| MISC.                           | 72        |                      |          |              |          |              |                                |
| MISC.                           | 73        | 1                    | 15       |              | 16       |              | 11.25                          |
| MISC.                           | 74        | 1                    | 3        |              | 3        | 1            | 5.00                           |
| MISC.                           | 75        |                      |          |              |          |              |                                |
| MISC.                           | 76        |                      | 4        |              | 4        |              | 7.00                           |
| MISC.                           | 77        |                      |          |              |          |              |                                |
| MISC.                           | 78        | 6                    | 19       | 1            | 26       |              | 70.35                          |
| MISC.                           | 79        |                      |          |              |          |              |                                |
| Immigration Laws                | 87        |                      | 11       |              | 10       | 1            | 14.50                          |
| Liquor, Internal Revenue        | 89        |                      |          |              |          |              |                                |
| Liquor, Internal Revenue        | 91        |                      | 3        |              | 3        |              | 10.75                          |
| Liquor, Internal Revenue        | 92        |                      |          |              |          |              |                                |
| Liquor, Internal Revenue        | 93        |                      |          |              |          |              |                                |
| Liquor, Internal Revenue        | 94        |                      |          |              |          |              |                                |
| Liquor, Internal Revenue        | 95        |                      |          |              |          |              |                                |
| FED. STAT.                      | 96        |                      |          |              |          |              |                                |
| FED. STAT.                      | 98        |                      | 12       |              | 9        | 3            | 7.50                           |
| FED. STAT.                      | 99        |                      | 17       |              | 13       | 4            | 15.50                          |
| FED. STAT.                      | 99a       |                      |          |              |          |              |                                |
| State Statutes (Not in Above)   | S.S.      |                      |          |              |          |              |                                |
| Party Offenses                  | P.O.      |                      |          |              |          |              |                                |
| CRIMINAL DEFENDANTS REPRESENTED | A. TOTAL  | 37                   | 230      | 6            | 236      | 37           | 414.90                         |
|                                 | ADULTS    | 37                   | 230      | 6            | 236      | 37           | 414.90                         |
|                                 | JUVENILES |                      |          |              |          |              |                                |

| DISPOSITIONS                                   | CASES                     | Hours in Court |        |             |
|--|---------------------------|----------------|--------|-------------|
|  |                           |                |        |             |
| 1. MAGISTRATE TRIAL                            |                           |                |        |             |
| GUilty   | On Plea 18                | 14.75          |        |             |
|  | After Trial 6             | 19.00          |        |             |
|  | Nolo Cont.                |                |        |             |
| NOT GUILTY                                     |                           | 1.00           |        |             |
| DISMISSAL                                      |                           | 3.25           |        |             |
| 2. DISTRICT COURT                              |                           |                |        |             |
| GUilty   | On Plea Guilty 103        | 150.10         |        |             |
|  | Nolo Contendere 1         | 1.25           |        |             |
|  | After Trial Jury 8        | 60.80          |        |             |
|  | Court 2                   | 8.75           |        |             |
| NOT GUILTY                                     | After Trial Jury 4        | 79.25          |        |             |
|  | Court 1                   | 2.25           |        |             |
| DISMISSAL OF                                   | Judgment of Acquittal 2   | 8.75           |        |             |
|  | Complaint 11              | 6.30           |        |             |
|  | Indictment 17             | 38.95          |        |             |
|  | Information 3             | 1.00           |        |             |
|  | Removed on Rule 40 23     | 10.25          |        |             |
|  | Out on Rule 20 4          | 2.25           |        |             |
| CASE TRANSFERRED                               | Change of Venue (Rule 21) |                |        |             |
| PRETRIAL DIVERSION                             | Type I 2                  | .50            |        |             |
|  | Type II                   |                |        |             |
| 3. APPEALS DISTRICT COURT                      | Affirmed 1                |                |        |             |
|  | Reversed                  |                |        |             |
|  | Remanded                  |                |        |             |
|  | Dismissed                 |                |        |             |
| COURT OF APPEALS                               | By Client Affirmed 14     | 3.25           |        |             |
|  | Reversed 1                | 1.00           |        |             |
|  | Remanded                  |                |        |             |
|  | Dismissed 2               |                |        |             |
|  | By U.S. Affirmed          |                |        |             |
|  | Reversed                  |                |        |             |
|  | Remanded                  |                |        |             |
|  | Dismissed                 |                |        |             |
| SUPREME COURT                                  | By Client Reversed        |                |        |             |
|  | Remanded                  |                |        |             |
|  | Dismissed                 |                |        |             |
|  | Affirmed                  |                |        |             |
|  | By U.S. Reversed          |                |        |             |
|  | Dismissed                 |                |        |             |
|  | Remanded                  |                |        |             |
|  | By Client Granted         |                |        |             |
|  | Denied                    |                |        |             |
|  | Dismissed                 |                |        |             |
|  | By U.S. Denied            |                |        |             |
|  | Dismissed                 |                |        |             |
| 4. PROBATION & PAROLE                          | Revoked 9                 | 3.50           |        |             |
|  | Restored 9                | 4.75           |        |             |
|  | Terminated 1              | .25            |        |             |
|  | Revoked 7                 | 3.50           |        |             |
|  | Restored 2                | .50            |        |             |
|  | Terminated                |                |        |             |
|  | Ref. To Institution       |                |        |             |
| 5. PRISONER MATTERS                            | Granted                   |                |        |             |
|  | Denied 5                  | 3.25           |        |             |
| HABEAS CORPUS                                  | Dismissed                 |                |        |             |
| SENTENCE MOTION                                | Granted 3                 |                |        |             |
|  | Denied 8                  | 2.25           |        |             |
| (2255, Rule 35)                                | Dismissed 2               | 2.50           |        |             |
| 6. COUNSEL RE-LIEVED                           | Appointed 20              | 2.75           |        |             |
|  | Substituted 8             | 2.75           |        |             |
|  | Retained 1                | .50            |        |             |
|  | Def. Waived Counsel       |                |        |             |
| 7. MARRIAGE                                    | Failure To Appear         |                |        |             |
|  | Committed 18 U.S.C. 424b  |                |        |             |
| NARA III COMMITMENT                            |                           |                |        |             |
| 8. OTHER SERVICES COMPLETED (Specify)          | W 3                       | 7.00           |        |             |
|  | PR 1                      |                |        |             |
|  | Advised Client            |                |        |             |
|  | 6811 - Inactive 1         | .75            |        |             |
| TOTAL DISPOSITIONS                             | 308                       | 444.90         |        |             |
| D. PETITIONS FOR WRIT OF CERT.                 | End of Last Period        | Filed          | Closed | Non-Pending |
| E. NUMBER OF CASES CLOSED UNDER LESSER OFFENSE |                           |                |        |             |



DEFENDER ORGANIZATION REPORT JS 50 REV. 7/77

MONTHLY: 10/77--9/78 DISTRICT/JURISDICTION: CONNECTICUT CASE NO: 0205 ORGANIZATION REPORTING: FEDERAL PUBLIC DEFENDER FLD PUBLIC OFFICE & COMMUNITY DISTRICT 1

Main data table with columns: A. CRIMINAL DEFENDANT CASES (Offense Class, Code No., Number of Cases), B. OTHER REPRESENTATIONS, C. DISPOSITIONS (Magistrate Trial, District Court, Appeals, etc.), D. PETITIONS FOR WRIT OF CERT., E. NUMBER OF CASES CLOSED UNDER LESSER OFFENSE.



DEFENDER ORGANIZATION REPORT JS-50 REV. 7/77

|                     |   |                    |   |   |
|---------------------|---|--------------------|---|---|
| MONTHLY<br>FY 1978* | DISTRICT OF OPERATION<br>Middle-Florida | OFFICE NO.<br>053A | ORGANIZATION REPORTING<br>Federal Public Defender | FED. PUBLIC DEF.<br>COMMUNITY DEF. L.J. |
|---------------------|---|--------------------|---|---|

| A. ORIGINAL DEFENDANT CASES   |  | NUMBER OF CASES                |               |                      |               |                      | C. DISPOSITIONS                         |       |                      |
|-------------------------------|--|--------------------------------|---------------|----------------------|---------------|----------------------|---|-------|----------------------|
| OFFENSE CLASS                 | CODE NO.   | (1)<br>Init.<br>Last<br>Period | (2)<br>Opened | (3)<br>Re-<br>opened | (4)<br>Closed | (5)<br>New<br>Filing | Hours in<br>Court on<br>Closed<br>Cases | CASES | Hours<br>on<br>Court |
| HOMICIDE                      | 01<br>• Murder, 1st degree<br>02<br>• Murder, 2nd degree<br>03<br>• Manslaughter<br>031<br>• Negligent Homicide  |                                |               |                      |               |                      |   |       |                      |
| ROBBERY                       | 11<br>• Bank<br>12<br>• Postal<br>14<br>• Other  |                                | 5             |                      | 3             | 2                    | 3.00                                    |       |                      |
| ASSAULT                       | 15<br>• Assault<br>21<br>• Bank<br>22<br>• Postal<br>23<br>• Interstate Com.<br>24<br>• Other  |                                | 1             |                      | 1             |                      | 6.25                                    |       |                      |
| BURGLARY                      | 31<br>• Bank<br>32<br>• Postal<br>33<br>• Interstate Com.<br>34<br>• U.S. Property<br>36<br>• Transp. Stolen Prop.<br>37<br>• Other - Felony<br>38<br>• Other - Misd.  |                                | 1             |                      | 2             |                      | 10.25                                   |       |                      |
| LARCENY & THEFT               | 41<br>• Bank<br>42<br>• Postal<br>43<br>• Other<br>45<br>• Income Tax<br>46<br>• Lending Inst.<br>47<br>• Postal & Wire<br>48<br>• Veterans & Allot.<br>49<br>• Other Fraud<br>51<br>• Vehicle Theft<br>55<br>• Transp. Forg. Sec.<br>56<br>• Postal Forgery<br>57<br>• Other Forgery<br>58<br>• Counterfeiting                            |                                |               | 18                   | 8             | 10                   | 12.70                                   |       |                      |
| EMBEZZLEMENT                  | 61<br>• Rape<br>62<br>• White Slave & Aliens<br>63<br>• Other<br>65<br>• Marijuana<br>67<br>• Narcotics<br>68<br>• Controlled Substances<br>71<br>• Bribery<br>72<br>• Traffic<br>73<br>• Escape<br>74<br>• Extortion & Rackets<br>75<br>• Gambling & Lottery<br>76<br>• Kidnapping<br>77<br>• Perjury<br>78<br>• Weapons<br>79<br>• Other |                                | 7             |                      | 5             | 2                    | 9.00                                    |       |                      |
| FRAUD                         | 85<br>• Marijuana<br>87<br>• Narcotics<br>88<br>• Controlled Substances  |                                | 1             |                      | 1             |                      | 1.25                                    |       |                      |
| AUTO                          | 89<br>• Agriculture<br>90<br>• Antitrust<br>91<br>• Fair Lab. Std.<br>92<br>• Food/Drug<br>93<br>• Migr. Bird<br>94<br>• Motor Carr.<br>95<br>• Nat'l Defense<br>96<br>• Obscene Mail<br>97<br>• Other<br>98<br>• Misc. Other<br>99<br>• Civil Rights  |                                |               | 1                    | 1             |                      | 43.50                                   |       |                      |
| FORGERY                       | 998<br>• Misc. Other   |                                | 1             |                      | 1             |                      | 7.5                                     |       |                      |
| COUNTERFEITING                | SS<br>State Statutes (Not in Above)<br>P.O.<br>Petty Offenses  |                                |               | 10                   | 6             | 4                    | 3.50                                    |       |                      |
| SEX OFFENSES                  | 87<br>• Sex Offenses   |                                |               | 11                   | 9             | 2                    | 13.75                                   |       |                      |
| DRUG OFFENSES                 | 89<br>• Agriculture<br>90<br>• Antitrust<br>91<br>• Fair Lab. Std.<br>92<br>• Food/Drug<br>93<br>• Migr. Bird<br>94<br>• Motor Carr.<br>95<br>• Nat'l Defense<br>96<br>• Obscene Mail<br>97<br>• Other<br>98<br>• Misc. Other<br>99<br>• Civil Rights  |                                | 36            |                      | 36            |                      | 4.50                                    |       |                      |
| MISC.                         | 998<br>• Misc. Other   |                                | 10            |                      | 9             | 2                    | 13.75                                   |       |                      |
| Immigration Law               | SS<br>State Statutes (Not in Above)<br>P.O.<br>Petty Offenses  |                                | 2             |                      | 2             |                      | 1.50                                    |       |                      |
| Liquor, Internal Revenue      | SS<br>State Statutes (Not in Above)<br>P.O.<br>Petty Offenses  |                                | 2             |                      | 2             |                      | 1.50                                    |       |                      |
| FED. STAT.                    | SS<br>State Statutes (Not in Above)<br>P.O.<br>Petty Offenses  |                                | 3             |                      | 3             |                      | 3.75                                    |       |                      |
| State Statutes (Not in Above) | SS   | 9                              |               |                      | 7             | 2                    | 7.50                                    |       |                      |
| Petty Offenses                | P.O.   |                                |               |                      |               |                      |   |       |                      |

|                                 |           |     |     |    |        |
|---------------------------------|-----------|-----|-----|----|--------|
| CRIMINAL DEFENDANTS REPRESENTED | A. TOTAL  | 170 | 120 | 50 | 162.20 |
|                                 | ADULTS    | 170 | 120 | 50 | 162.20 |
|                                 | JUVENILES |     |     |    |        |

| D. OTHER SERVICES BY STATISTICAL    | 1   | 2  | 3 | 4  | 5  | Hours |
|-------------------------------------|-----|----|---|----|----|-------|
| Court of Appeals, Trial Disposition | TD  |    | 3 |    |    | 3     |
| Other Matters                       | CA  |    |   |    |    |       |
| Appeal-Magistrate Decision          | APM |    |   |    |    |       |
| Supreme Court (cert. granted)       | SC  |    |   |    |    |       |
| Motion Attaching Sent. (2255)       | MA  |    |   |    |    |       |
| Motion to Correct or Reduce (R35)   | MC  |    |   |    |    |       |
| Habeas Corpus                       | HC  | 33 |   | 5  | 28 | 1.50  |
| Court Directed Prisoner Repr.       | CD  |    |   |    |    |       |
| Bail/Presentment                    | BP  |    |   |    |    |       |
| Witness                             | W   | 7  |   | 6  | 1  | .25   |
| Probation Revocation                | PR  | 5  |   | 5  |    | 4.25  |
| Parole Revocation                   | PA  | 1  |   | 1  |    | 1.25  |
| NARA - Title III (civil)            | NA  |    |   |    |    |       |
| Other (Explain)                     | O   |    | 2 |    |    | 8.75  |
| 1-M/New Trial                       | O   |    |   |    |    |       |
| 2-Code Fed.Reg.V36§2.37             | O   |    |   |    |    |       |
| 8 TOTAL                             |     | 51 |   | 19 | 32 | 16.00 |

|  |  |       |        |             |
|--|--|-------|--------|-------------|
| 1. MAGISTRATE TRIAL                                      | On Plea                                  | 11    | 15.25  |             |
| GUILTY   | After Trial                              | 2     | 3.25   |             |
|  | Not Cont.                                |       |        |             |
| NOT GUILTY   |  | 2     | 3.00   |             |
| 2. DISTRICT COURT  |  | 21    | 13.45  |             |
| GUILTY   | On Plea                                  | 18    | 44.50  |             |
|  | After Trial                              | 2     | 50.00  |             |
| NOT GUILTY   |  |       |        |             |
| DISMISSAL OF   | After Trial                              | 1     | 8.75   |             |
|  | Judgment of Acquittal                    |       |        |             |
|  | Complaint Information                    | 2     | 1.00   |             |
| CASC THANS FERRED  | Removed on Rule 40                       | 21    | 12.50  |             |
|  | Out on Rule 20 Change of Venue (Rule 21) | 2     | 1.75   |             |
| PRETRIAL DIVERSION                                       | Type I                                   |       |        |             |
|  | Type II                                  |       |        |             |
| 3. APPEALS DISTRICT COURT                                | Dismissed                                |       |        |             |
| COURT OF APPEALS   | By Client                                |       |        |             |
|  | By U.S.                                  |       |        |             |
| SUPREME COURT  | By Client                                |       |        |             |
|  | By U.S.                                  |       |        |             |
| MAN-DAMUS  | By Client                                |       |        |             |
|  | By U.S.                                  |       |        |             |
| 4. PROBATION & PAROLE                                    | Revoked                                  | 1     | .75    |             |
|  | Restored                                 | 2     | 2.75   |             |
|  | Terminated                               | 2     | .75    |             |
|  | Ref. To Institution                      | 1     | 1.25   |             |
| 5. PRISONER MATTERS                                      | Granted                                  | 1     | .50    |             |
| HABEAS CORPUS  | Denied                                   | 4     | 1.00   |             |
| SENTENCE MOTION (2255, Rule 35)                          | Granted                                  |       |        |             |
|  | Dismissed                                |       |        |             |
| 8. COUNSEL RE-LIEVED                                     | Substitute                               | 33    | 7.00   |             |
|  | Def. Waived Counsel                      | 10    | 1.25   |             |
| 7. MISC. NARA III COMMITMENT                             | Failure To Appear                        |       |        |             |
| 8. OTHER SERVICES COMPLETED (Specify) M/New Trial Denied | Committed 18 U.S.C. 4246                 |       |        |             |
|  | Failure To Appear                        |       |        |             |
| TOTAL DISPOSITIONS                                       |  | 139   | 178.20 |             |
| D. PETITIONS FOR WRIT OF CERT.                           | End of Last Period                       | Filed | Closed | Now Pending |
| E. NUMBER OF CASES CLOSED UNDER LESSER OFFENSE           |  |       |        |             |

\*Office was opened in January 1978. Mail to: Statistic of Analysis & Reports Branch, OIS, Administrative Office of the U.S. Courts, Washington, D.C. 20544

Prepared by *Quality of Service*

DEFENDER ORGANIZATION REPORT JS 50 REV. 7/77

MONTH: OCT '77 DISTRICT OFFICE: Southern Florida CASE NO: 530-1 ORGANIZATION REPORTING: Federal Public Defender FLD PUB REL XX COMMUNITY OF FL

| A CRIMINAL DEFENDANT CASES |         | NUMBER OF CASES |              |              |              |              | Hours in Court for these cases |
|----------------------------|---------|-----------------|--------------|--------------|--------------|--------------|--------------------------------|
| OFFENSE CLASS              | CODE NO | 1 (Admitted)    | 2 (Admitted) | 3 (Admitted) | 4 (Admitted) | 5 (Admitted) |                                |
| HOMICIDE                   | 01      |                 | 1            |              |              | 5.0          |                                |
| HOMICIDE                   | 02      |                 |              |              |              |              |                                |
| HOMICIDE                   | 03      |                 |              |              |              |              |                                |
| HOMICIDE                   | 031     |                 |              |              |              |              |                                |
| HOMICIDE                   | 04      |                 |              |              |              |              |                                |
| ROBBERY                    | 11      | 10              | 18           |              | 21           | 79.0         |                                |
| ROBBERY                    | 12      |                 | 2            | 2            | 1            | 3.0          |                                |
| ROBBERY                    | 14      |                 |              |              |              |              |                                |
| ROBBERY                    | 15      | 2               | 5            |              | 4            | 6.0          |                                |
| ASSAULT                    | 21      |                 |              |              |              |              |                                |
| ASSAULT                    | 22      |                 |              |              |              |              |                                |
| ASSAULT                    | 23      |                 |              |              |              |              |                                |
| ASSAULT                    | 24      |                 |              |              |              |              |                                |
| BURGLARY                   | 31      | 3               | 2            |              | 3            | 12.0         |                                |
| BURGLARY                   | 32      | 9               | 3            |              | 25           | 70.0         |                                |
| BURGLARY                   | 33      |                 |              |              |              |              |                                |
| BURGLARY                   | 34      |                 |              |              |              |              |                                |
| BURGLARY                   | 36      |                 |              |              |              |              |                                |
| BURGLARY                   | 37      |                 |              |              |              |              |                                |
| BURGLARY                   | 38      |                 |              |              |              |              |                                |
| LARCENY & THEFT            | 41      | 9               | 11           |              | 13           | 77.0         |                                |
| LARCENY & THEFT            | 42      | 2               | 7            |              | 6            | 16.0         |                                |
| LARCENY & THEFT            | 43      | 2               | 2            |              | 2            | 3.0          |                                |
| LARCENY & THEFT            | 44      | 1               | 4            |              | 4            | 5.0          |                                |
| LARCENY & THEFT            | 45      |                 |              |              |              |              |                                |
| LARCENY & THEFT            | 46      |                 |              |              |              |              |                                |
| LARCENY & THEFT            | 47      | 2               | 2            |              | 2            | 6.0          |                                |
| LARCENY & THEFT            | 48      |                 |              |              |              |              |                                |
| LARCENY & THEFT            | 49      | 16              | 39           | 1            | 47           | 83.0         |                                |
| AUTO                       | 51      | 4               | 3            |              | 4            | 30.0         |                                |
| FORGERY                    | 55      | 4               | 3            |              | 4            | 12.0         |                                |
| FORGERY                    | 56      |                 |              |              |              |              |                                |
| FORGERY                    | 57      | 19              | 50           | 1            | 48           | 122.0        |                                |
| FORGERY                    | 58      | 7               | 18           | 1            | 20           | 48.0         |                                |
| COUNTERFEITING             | 61      | 1               |              |              | 1            | .5           |                                |
| SEX OFFENSES               | 62      |                 |              |              |              |              |                                |
| SEX OFFENSES               | 63      |                 |              |              |              |              |                                |
| SEX OFFENSES               | 65      | 9               | 49           | 12           | 66           | 207.0        |                                |
| SEX OFFENSES               | 67      | 72              | 96           | 2            | 139          | 358.0        |                                |
| SEX OFFENSES               | 68      | 4               | 9            |              | 13           | 57.0         |                                |
| SEX OFFENSES               | 71      |                 | 1            |              | 1            | 1.0          |                                |
| SEX OFFENSES               | 72      |                 | 5            |              | 5            | 5.0          |                                |
| SEX OFFENSES               | 73      | 5               | 29           |              | 30           | 47.0         |                                |
| SEX OFFENSES               | 74      | 5               | 8            |              | 10           | 76.0         |                                |
| SEX OFFENSES               | 75      |                 |              |              |              |              |                                |
| SEX OFFENSES               | 76      |                 | 3            |              | 1            | 2.0          |                                |
| SEX OFFENSES               | 77      | 1               | 1            |              | 2            | 3.0          |                                |
| SEX OFFENSES               | 78      | 5               | 21           | 1            | 21           | 36.0         |                                |
| SEX OFFENSES               | 79      |                 |              |              |              |              |                                |
| IMMIGRATION LAWS           | 87      | 10              | 59           |              | 56           | 110.0        |                                |
| LIQUOR, INTERNAL REVENUE   | 89      |                 |              |              |              |              |                                |
| LIQUOR, INTERNAL REVENUE   | 91      | 6               |              |              | 6            | 30.0         |                                |
| LIQUOR, INTERNAL REVENUE   | 92      | 1               |              |              | 1            |              |                                |
| LIQUOR, INTERNAL REVENUE   | 93      |                 |              |              |              |              |                                |
| LIQUOR, INTERNAL REVENUE   | 94      |                 |              |              |              |              |                                |
| LIQUOR, INTERNAL REVENUE   | 95      |                 |              |              |              |              |                                |
| LIQUOR, INTERNAL REVENUE   | 96      |                 |              |              |              |              |                                |
| LIQUOR, INTERNAL REVENUE   | 97      |                 |              |              |              |              |                                |
| LIQUOR, INTERNAL REVENUE   | 98      | 1               |              |              | 1            | 2.0          |                                |
| LIQUOR, INTERNAL REVENUE   | 99      | 10              | 7            |              | 13           | 50.0         |                                |
| LIQUOR, INTERNAL REVENUE   | 99a     |                 | 4            |              | 2            | 3.0          |                                |
| LIQUOR, INTERNAL REVENUE   | 99b     |                 |              |              |              |              |                                |
| LIQUOR, INTERNAL REVENUE   | 99c     |                 |              |              |              |              |                                |
| LIQUOR, INTERNAL REVENUE   | SS      |                 | 1            |              | 1            | 1.0          |                                |
| LIQUOR, INTERNAL REVENUE   | PD      |                 | 2            |              | 2            | 2.0          |                                |

| DISPOSITIONS   |  | CASES             | HOURS IN COURT |        |             |
|--|--|-------------------|----------------|--------|-------------|
|  |  |                   |                |        |             |
| I. MAGISTRATE TRIAL                                  |  |                   |                |        |             |
| GUILTY   |  |                   |                |        |             |
| NOT GUILTY   |  |                   |                |        |             |
| DISMISSAL  |  |                   |                |        |             |
| 2. DISTRICT COURT                                    |  |                   |                |        |             |
| GUILTY   |  |                   |                |        |             |
| NOT GUILTY   |  |                   |                |        |             |
| DISMISSAL OF   |  |                   |                |        |             |
| CASE TRANSFERRED                                     |  |                   |                |        |             |
| PRETRIAL DIVERSION                                   |  |                   |                |        |             |
| NEW TRIAL  |  |                   |                |        |             |
| 3. APPEALS DISTRICT COURT                            |  |                   |                |        |             |
| AFFIRMED   |  |                   |                |        |             |
| REVERSED   |  |                   |                |        |             |
| REMANDED   |  |                   |                |        |             |
| DISMISSED  |  |                   |                |        |             |
| COURT OF APPEALS                                     |  |                   |                |        |             |
| AFFIRMED   |  |                   |                |        |             |
| REVERSED   |  |                   |                |        |             |
| REMANDED   |  |                   |                |        |             |
| DISMISSED  |  |                   |                |        |             |
| SUPREME COURT  |  |                   |                |        |             |
| AFFIRMED   |  |                   |                |        |             |
| REVERSED   |  |                   |                |        |             |
| REMANDED   |  |                   |                |        |             |
| DISMISSED  |  |                   |                |        |             |
| MAN-DAMUS  |  |                   |                |        |             |
| GRANTED  |  |                   |                |        |             |
| DENIED   |  |                   |                |        |             |
| DISMISSED  |  |                   |                |        |             |
| 4. PROBATION & PAROLE                                |  |                   |                |        |             |
| REVOKED  |  |                   |                |        |             |
| RESTORED   |  |                   |                |        |             |
| TERMINATED   |  |                   |                |        |             |
| REMOVED  |  |                   |                |        |             |
| RESTORED   |  |                   |                |        |             |
| TERMINATED   |  |                   |                |        |             |
| REF. TO INSTITUTION                                  |  |                   |                |        |             |
| 5. PRISONER MATTERS                                  |  |                   |                |        |             |
| GRANTED  |  |                   |                |        |             |
| DENIED   |  |                   |                |        |             |
| HABEAS CORPUS  |  |                   |                |        |             |
| GRANTED  |  |                   |                |        |             |
| DENIED   |  |                   |                |        |             |
| SENTENCE MOTION (2255, Rule 35)                      |  |                   |                |        |             |
| GRANTED  |  |                   |                |        |             |
| DENIED   |  |                   |                |        |             |
| 6. COUNSEL RE-LIEVED                                 |  |                   |                |        |             |
| SUBSTITUTED  |  |                   |                |        |             |
| RETAINED   |  |                   |                |        |             |
| DEF. WAIVED COUNSEL                                  |  |                   |                |        |             |
| FAILURE TO APPEAR                                    |  |                   |                |        |             |
| 7. MISC. COMMITTED 18 U.S.C 424B NARA III COMMITMENT |  |                   |                |        |             |
| 8. OTHER SERVICES COMPLETED (Specify)                |  |                   |                |        |             |
| WITNESS  |  |                   |                |        |             |
| HC WRITS WITHDRAWN                                   |  |                   |                |        |             |
| MC WITHDRAWN   |  |                   |                |        |             |
| BP   |  |                   |                |        |             |
| TOTAL DISPOSITIONS                                   |  |                   |                |        |             |
| D. PETITIONS FOR WRIT OF CERT.                       |  | End of 1st Period | Filed          | Closed | Now pending |
| E. NUMBER OF CASES CLOSED UNDER LESSER OFFENSE       |  |                   |                |        |             |

Included by: *Richard H. [Signature]* 10/1/77



**CONTINUED**

**1 OF 2**

DEFENDER ORGANIZATION REPORT JS-50 REV. 7/77

MONTHLY REPORT FOR FY 1978\* DISTRICT OR LOCATION Illinois-Eastern COLE NO. 0753-3 ORGANIZATION REPORTING Federal Public Defender FED. PUB. DEF. COMMUNITY DEF. L

| OFFENSE CLASS                 | CODE NO. | NUMBER OF CASES        |             |                |             |                  | Hours in Court on Closed Cases |
|-------------------------------|----------|------------------------|-------------|----------------|-------------|------------------|--------------------------------|
|                               |          | 1<br>Filed Last Period | 2<br>Opened | 3<br>Re-opened | 4<br>Closed | 5<br>Now Pending |                                |
| HOMICIDE                      | 01       |                        |             |                |             |                  |                                |
|                               | 02       |                        |             |                |             |                  |                                |
|                               | 03       |                        |             |                |             |                  |                                |
|                               | 031      |                        |             |                |             |                  |                                |
| ROBBERY                       | 11       |                        |             |                |             |                  |                                |
|                               | 12       |                        |             |                |             |                  |                                |
|                               | 14       |                        |             |                |             |                  |                                |
| ASSAULT                       | 15       |                        | 1           |                | 1           | .25              |                                |
|                               | 21       |                        |             |                |             |                  |                                |
| BURGLARY                      | 22       |                        |             |                |             |                  |                                |
|                               | 23       |                        |             |                |             |                  |                                |
|                               | 24       |                        |             |                |             |                  |                                |
|                               | 31       |                        | 1           |                | 1           | 8.25             |                                |
|                               | 32       |                        | 3           |                | 2           | 4.00             |                                |
| LARCENY & THEFT               | 33       |                        | 1           |                | 1           |                  |                                |
|                               | 34       |                        |             |                |             |                  |                                |
|                               | 36       |                        |             |                |             |                  |                                |
|                               | 37       |                        |             |                |             |                  |                                |
|                               | 38       |                        |             |                |             |                  |                                |
| EMBEZZLEMENT                  | 41       |                        | 1           |                | 1           | 1.00             |                                |
|                               | 42       |                        |             |                |             |                  |                                |
|                               | 43       |                        |             |                |             |                  |                                |
| FRAUD                         | 45       |                        |             |                |             |                  |                                |
|                               | 46       |                        |             |                |             |                  |                                |
|                               | 47       |                        |             |                |             |                  |                                |
|                               | 48       |                        |             |                |             |                  |                                |
|                               | 49       |                        |             |                |             |                  |                                |
| AUTO                          | 51       |                        | 2           | 1              | 1           | 2                |                                |
| FORGERY & COUNTERFEITING      | 56       |                        |             |                |             |                  |                                |
|                               | 57       |                        |             |                |             |                  |                                |
|                               | 58       |                        |             |                |             |                  |                                |
| SEX OFFENSES                  | 61       |                        |             |                |             |                  |                                |
|                               | 62       |                        |             |                |             |                  |                                |
|                               | 63       |                        |             |                |             |                  |                                |
| DRUG OFFENSES                 | 65       |                        |             |                |             |                  |                                |
|                               | 67       |                        |             |                |             |                  |                                |
|                               | 68       |                        | 3           |                | 2           | 1.25             |                                |
| MISC.                         | 71       |                        |             |                |             |                  |                                |
|                               | 72       |                        |             |                |             |                  |                                |
|                               | 73       |                        | 1           |                | 1           | .50              |                                |
|                               | 74       |                        |             |                |             |                  |                                |
|                               | 75       |                        |             |                |             |                  |                                |
|                               | 76       |                        |             |                |             |                  |                                |
|                               | 77       |                        |             |                |             |                  |                                |
|                               | 78       |                        | 5           |                | 2           | 3                | 3.25                           |
|                               | 79       |                        |             |                |             |                  |                                |
| Immigration Laws              | 87       |                        |             |                |             |                  |                                |
| Liquor, Internal Revenue      | 89       |                        |             |                |             |                  |                                |
| FED. STAT.                    | 91       |                        |             |                |             |                  |                                |
|                               | 92       |                        |             |                |             |                  |                                |
|                               | 93       |                        |             |                |             |                  |                                |
|                               | 94       |                        |             |                |             |                  |                                |
|                               | 95       |                        |             |                |             |                  |                                |
|                               | 96       |                        |             |                |             |                  |                                |
|                               | 97       |                        |             |                |             |                  |                                |
|                               | 98       |                        |             |                |             |                  |                                |
|                               | 99       |                        |             |                |             |                  |                                |
|                               | 99x      |                        |             |                |             |                  |                                |
| State Statutes (Not in Above) | S.S.     |                        |             |                |             |                  |                                |
| Party Offenses                | P.O.     |                        |             |                |             |                  |                                |

|                                 |           |    |   |    |   |       |
|---------------------------------|-----------|----|---|----|---|-------|
| CRIMINAL DEFENDANTS REPRESENTED | A. TOTAL  | 19 | 1 | 11 | 9 | 18.50 |
|                                 | ADULTS    | 19 | 1 | 11 | 9 | 18.50 |
|                                 | JUVENILES |    |   |    |   |       |

| REASON FOR REPRESENTATION         | 1   | 2 | 3 | 4 | 5 | Hours |
|-----------------------------------|-----|---|---|---|---|-------|
| Court of Appeals:                 |     |   |   |   |   |       |
| Trial Disposition                 | TD  | 2 |   |   | 2 |       |
| Other Matters                     | CA  |   |   |   |   |       |
| Appeal-Magistrate Decision        | APM |   |   |   |   |       |
| Supreme Court (not granted)       | SC  |   |   |   |   |       |
| Motion Attaching Sent. (2255)     | MA  |   |   |   |   |       |
| Motion to Correct or Reduce (R35) | MC  |   |   |   |   |       |
| Habeas Corpus                     | HC  | 1 |   |   | 1 |       |
| Court Directed Prisoner Rep.      | CD  |   |   |   |   |       |
| Bail/Prearrestment                | BP  |   |   |   |   |       |
| Witness                           | W   |   |   |   |   |       |
| Probation Revocation              | FR  | 2 |   |   | 2 |       |
| Parole Revocation                 | PA  | 4 |   | 2 | 2 | 1.50  |
| NARA-Title III (civil)            | NA  |   |   |   |   |       |
| Other (Explain)                   | O   |   |   |   |   |       |
|                                   | O   |   |   |   |   |       |
|                                   | O   |   |   |   |   |       |
|                                   | O   |   |   |   |   |       |
|                                   | O   |   |   |   |   |       |
|                                   | O   |   |   |   |   |       |
| B. TOTAL                          |     | 9 |   | 2 | 7 | 1.50  |

| DISPOSITION              | CASES                     | Hours in Court |                     |                   |                           |                       |                     |
|--------------------------|---------------------------|----------------|---------------------|-------------------|---------------------------|-----------------------|---------------------|
|                          |                           |                | 1. MAGISTRATE TRIAL | 2. DISTRICT COURT | 3. APPEALS DISTRICT COURT | 4. PROBATION & PAROLE | 5. PRISONER MATTERS |
| GUilty                   | On Plea                   |                |                     |                   |                           |                       |                     |
|                          | After Trial               |                |                     |                   |                           |                       |                     |
|                          | Nolo Cont.                |                |                     |                   |                           |                       |                     |
| NOT GUILTY               |                           |                |                     |                   |                           |                       |                     |
| DISMISSAL                |                           |                |                     |                   |                           |                       |                     |
| GUilty                   | On Plea                   | 6              |                     |                   |                           |                       |                     |
|                          | Nolo Contendere           | 7.25           |                     |                   |                           |                       |                     |
|                          | After Trial               | 1              |                     |                   |                           |                       |                     |
|                          | Jury Court                | 8.25           |                     |                   |                           |                       |                     |
| NOT GUILTY               | After Trial               |                |                     |                   |                           |                       |                     |
|                          | Jury Court                |                |                     |                   |                           |                       |                     |
| DISMISSAL OF             | Judgment of Acquittal     |                |                     |                   |                           |                       |                     |
|                          | Complaint                 |                |                     |                   |                           |                       |                     |
|                          | Indictment                | 2              |                     |                   |                           |                       |                     |
|                          | Information               | 1.75           |                     |                   |                           |                       |                     |
| CASE TRANSFERRED         | Removed on Rule 40        |                |                     |                   |                           |                       |                     |
|                          | Out on Rule 20            |                |                     |                   |                           |                       |                     |
|                          | Change of Venue (Rule 21) | 1              |                     |                   |                           |                       |                     |
|                          | Type I                    | 1.25           |                     |                   |                           |                       |                     |
|                          | Type II                   |                |                     |                   |                           |                       |                     |
| PRETRIAL DIVERSION       |                           |                |                     |                   |                           |                       |                     |
| NEW TRIAL                |                           |                |                     |                   |                           |                       |                     |
| Affirmed                 |                           |                |                     |                   |                           |                       |                     |
| Reversed                 |                           |                |                     |                   |                           |                       |                     |
| Remanded                 |                           |                |                     |                   |                           |                       |                     |
| Dismissed                |                           |                |                     |                   |                           |                       |                     |
| By Client                | Affirmed                  |                |                     |                   |                           |                       |                     |
|                          | Reversed                  |                |                     |                   |                           |                       |                     |
|                          | Remanded                  |                |                     |                   |                           |                       |                     |
|                          | Dismissed                 |                |                     |                   |                           |                       |                     |
| By U.S.                  | Affirmed                  |                |                     |                   |                           |                       |                     |
|                          | Reversed                  |                |                     |                   |                           |                       |                     |
|                          | Remanded                  |                |                     |                   |                           |                       |                     |
|                          | Dismissed                 |                |                     |                   |                           |                       |                     |
| By Client                | Affirmed                  |                |                     |                   |                           |                       |                     |
|                          | Reversed                  |                |                     |                   |                           |                       |                     |
|                          | Remanded                  |                |                     |                   |                           |                       |                     |
|                          | Dismissed                 |                |                     |                   |                           |                       |                     |
| By U.S.                  | Affirmed                  |                |                     |                   |                           |                       |                     |
|                          | Reversed                  |                |                     |                   |                           |                       |                     |
|                          | Remanded                  |                |                     |                   |                           |                       |                     |
|                          | Dismissed                 |                |                     |                   |                           |                       |                     |
| By Client                | Granted                   |                |                     |                   |                           |                       |                     |
|                          | Denied                    |                |                     |                   |                           |                       |                     |
|                          | Dismissed                 |                |                     |                   |                           |                       |                     |
| By U.S.                  | Granted                   |                |                     |                   |                           |                       |                     |
|                          | Denied                    |                |                     |                   |                           |                       |                     |
|                          | Dismissed                 |                |                     |                   |                           |                       |                     |
| Revoked                  |                           |                |                     |                   |                           |                       |                     |
| Restored                 |                           |                |                     |                   |                           |                       |                     |
| Terminated               |                           |                |                     |                   |                           |                       |                     |
| Revoked                  | 2                         | 1.50           |                     |                   |                           |                       |                     |
| Restored                 |                           |                |                     |                   |                           |                       |                     |
| Terminated               |                           |                |                     |                   |                           |                       |                     |
| Ref. To Institution      |                           |                |                     |                   |                           |                       |                     |
| Granted                  |                           |                |                     |                   |                           |                       |                     |
| Denied                   |                           |                |                     |                   |                           |                       |                     |
| Dismissed                |                           |                |                     |                   |                           |                       |                     |
| Granted                  |                           |                |                     |                   |                           |                       |                     |
| Denied                   |                           |                |                     |                   |                           |                       |                     |
| Dismissed                |                           |                |                     |                   |                           |                       |                     |
| Substituted              | Appointed                 |                |                     |                   |                           |                       |                     |
| Retained                 | 1                         | 0.00           |                     |                   |                           |                       |                     |
| Def. Waived Counsel      |                           |                |                     |                   |                           |                       |                     |
| Failure To Appear        |                           |                |                     |                   |                           |                       |                     |
| Committed 18 U.S.C. 4246 |                           |                |                     |                   |                           |                       |                     |
| NARA III COMMITMENT      |                           |                |                     |                   |                           |                       |                     |

|  |                    |       |        |             |
|--|--------------------|-------|--------|-------------|
| TOTAL DISPOSITIONS                             | 13                 | 20.00 |        |             |
| D. PETITIONS FOR WRIT OF CERT.                 | End of Last Period | Filed | Closed | Now Pending |
|  | 0                  | 0     | 0      | 0           |
| E. NUMBER OF CASES CLOSED UNDER LESSER OFFENSE |                    |       |        | 0           |

\* OFFICE was opened in April, 1978. This is the reason for no pending cases.  
 Made to St. Hill, at Analytics & Reports Branch, OIS, Administrative Office of the U.S. Court, Washington, D.C. 20544  
 Prepared by: [Signature]

DEFENDER ORGANIZATION REPORT JS-50 REV. 7/77

MONTH/YR: PY 1978\* DISTRICT/LOCATION: Illinois-Southern CODE NO: 0754 ORGANIZATION REPORTING: Federal Public Defender FED. PUB. DEF. COMMUNITY OF: 13

| A. CRIMINAL DEFENDANT CASES.      |                                 | NUMBER OF CASES               |           |                    |             |                     | C. DISPOSITIONS                       |  |
|-----------------------------------|---------------------------------|-------------------------------|-----------|--------------------|-------------|---------------------|---------------------------------------|--|
| OFFENSE CLASS                     | CODE NO.                        | 1<br>End of<br>Last<br>Period | 2<br>Open | 3<br>Re-<br>opened | 4<br>Closed | 5<br>Now<br>Pending | Hours<br>in<br>Court                  | CASES  |
| HOMICIDE                          | • Murder, 1st degree            | 01                            |           |                    |             |                     |                                       | 1. MAGISTRATE TRIAL                            |
|                                   | • Murder, 2nd degree            | 02                            |           |                    |             |                     |                                       | GUilty   |
|                                   | • Manslaughter                  | 03                            |           |                    |             |                     |                                       | On Plea  |
|                                   | • Negligent Homicide            | 031                           |           |                    |             |                     |                                       | Alter Trial                                    |
| ROBBERY                           | • Bank                          | 11                            |           |                    |             |                     |                                       | Nolo Cont.                                     |
|                                   | • Postal                        | 12                            |           |                    |             |                     |                                       | 2. DISTRICT COURT                              |
|                                   | • Other                         | 14                            |           |                    |             |                     |                                       | On Plea  |
| ASSAULT                           | • Assault                       | 15                            |           |                    |             |                     |                                       | Guilty   |
|                                   | • Bank                          | 21                            |           |                    |             |                     |                                       | Nolo Contendere                                |
| BURGLARY                          | • Postal                        | 22                            |           |                    |             |                     |                                       | Alter Trial                                    |
|                                   | • Interstate Com.               | 23                            |           |                    |             |                     |                                       | Jury Court                                     |
|                                   | • Other                         | 24                            |           |                    |             |                     |                                       | 3. APPEALS DISTRICT COURT                      |
| LARCENY & THEFT                   | • Bank                          | 31                            |           |                    |             |                     |                                       | After Trial                                    |
|                                   | • Postal                        | 32                            |           |                    |             |                     |                                       | Jury Court                                     |
|                                   | • Interstate Com.               | 33                            |           |                    |             |                     |                                       | NOT GUILTY                                     |
| EMBEZZLEMENT                      | • U.S. Property                 | 34                            |           |                    |             |                     |                                       | Alter Trial                                    |
|                                   | • Transp. Stolen Prop.          | 36                            |           |                    |             |                     |                                       | Jury Court                                     |
|                                   | • Other-Felony                  | 37                            |           |                    |             |                     |                                       | DISMISSAL OF                                   |
|                                   | • Other-Misd.                   | 38                            |           |                    |             |                     |                                       | Judgment of Acquittal                          |
| FRAUD                             | • Bank                          | 41                            |           |                    |             |                     |                                       | Complaint                                      |
|                                   | • Postal                        | 42                            |           |                    |             |                     |                                       | Indictment                                     |
|                                   | • Postal & Wire                 | 47                            |           |                    |             |                     |                                       | Information                                    |
|                                   | • Veterans & Allot.             | 48                            |           |                    |             |                     |                                       | Removed on Rule 10                             |
| AUTO FORGERY & COUNTERFEITING     | • Vehicle Theft                 | 51                            |           |                    |             |                     |                                       | Out on Rule 20                                 |
|                                   | • Transp. Forg. Sec.            | 55                            |           |                    |             |                     |                                       | Change of Venue (Rule 21)                      |
|                                   | • Postal Forgery                | 56                            |           |                    |             |                     |                                       | PRETRIAL DIVERSION                             |
| SEX OFFENSES                      | • Other Forgery                 | 57                            |           |                    |             |                     |                                       | Type I   |
|                                   | • Counterfeiting                | 58                            |           |                    |             |                     |                                       | Type II  |
| DRUG OFFENSES                     | • Rape                          | 61                            |           |                    |             |                     |                                       | 3. APPEALS DISTRICT COURT                      |
|                                   | • White Slave & Aliens          | 62                            |           |                    |             |                     |                                       | Affirmed                                       |
|                                   | • Other                         | 63                            |           |                    |             |                     |                                       | Reversed                                       |
|                                   | • Marijuana                     | 65                            |           |                    |             |                     |                                       | Remanded                                       |
| MISC.                             | • Narcotics                     | 67                            |           |                    |             |                     |                                       | Dismissed                                      |
|                                   | • Controlled Substances         | 68                            | 1         |                    | 1           | .25                 |                                       | COURT OF APPEALS                               |
|                                   | • Bribery                       | 71                            |           |                    |             |                     |                                       | By Client                                      |
|                                   | • Traffic                       | 72                            |           |                    |             |                     |                                       | Reversed                                       |
| FED. STAT.                        | • Escape                        | 73                            |           |                    |             |                     |                                       | Dismissed                                      |
|                                   | • Extortion & Rackets           | 74                            | 1         |                    | 1           |                     |                                       | Affirmed                                       |
|                                   | • Gambling & Lottery            | 75                            |           |                    |             |                     |                                       | By U.S.  |
|                                   | • Kidnapping                    | 76                            |           |                    |             |                     |                                       | Reversed                                       |
|                                   | • Perjury                       | 77                            |           |                    |             |                     |                                       | Remanded                                       |
|                                   | • Weapons                       | 78                            |           |                    |             |                     |                                       | Dismissed                                      |
|                                   | • Other                         | 79                            |           |                    |             |                     |                                       | Affirmed                                       |
|                                   | • Immigration Laws              | 87                            |           |                    |             |                     |                                       | By Client                                      |
|                                   | • Liquor, Internal Revenue      | 89                            |           |                    |             |                     |                                       | Reversed                                       |
|                                   | • Agriculture                   | 91                            |           |                    |             |                     |                                       | Dismissed                                      |
| PATTY OFFENSES                    | • Antitrust                     | 92                            |           |                    |             |                     |                                       | 4. PROBATION & PAROLE                          |
|                                   | • Fair Lab. Std.                | 93                            |           |                    |             |                     |                                       | Revoked  |
|                                   | • Food/Drug                     | 94                            |           |                    |             |                     |                                       | Restored                                       |
|                                   | • Migr. Bird                    | 95                            |           |                    |             |                     |                                       | Terminated                                     |
|                                   | • Motor Carr.                   | 96                            |           |                    |             |                     |                                       | Revoked  |
|                                   | • Nat'l Defense                 | 97                            |           |                    |             |                     |                                       | Restored                                       |
|                                   | • Obscene Mail                  | 98                            |           |                    |             |                     |                                       | Terminated                                     |
|                                   | • Other                         | 99                            |           |                    |             |                     |                                       | Rel. To Institution                            |
|                                   | • Misc. Other                   | 999                           |           |                    |             |                     |                                       | 5. PRISONER MATTERS                            |
|                                   | • Civil Rights                  | 99x                           |           |                    |             |                     |                                       | Granted  |
| PATTY OFFENSES                    | • State Statutes (Not in Above) | SS                            |           |                    |             |                     |                                       | Denied   |
|                                   | • Petty Offenses                | P.O.                          |           |                    |             |                     |                                       | Dismissed                                      |
|                                   | • Agriculture                   | 91                            |           |                    |             |                     |                                       | HABEAS CORPUS                                  |
|                                   | • Antitrust                     | 92                            |           |                    |             |                     |                                       | Granted  |
|                                   | • Fair Lab. Std.                | 93                            |           |                    |             |                     |                                       | Denied   |
|                                   | • Food/Drug                     | 94                            |           |                    |             |                     |                                       | 6. COUNSEL RE. LIEVED                          |
|                                   | • Migr. Bird                    | 95                            |           |                    |             |                     |                                       | Substitute                                     |
|                                   | • Motor Carr.                   | 96                            |           |                    |             |                     |                                       | Retained                                       |
|                                   | • Nat'l Defense                 | 97                            |           |                    |             |                     |                                       | Def. Waived Counsel                            |
|                                   | • Obscene Mail                  | 98                            |           |                    |             |                     |                                       | 7. MISC. COMMITTED 18 U.S.C. 4246              |
| • Other                           | 99                              |                               |           |                    |             |                     | NARA III COMMITMENT                   |  |
| • Misc. Other                     | 999                             |                               |           |                    |             |                     | 8. OTHER SERVICES COMPLETED (Specify) |  |
| • Civil Rights                    | 99x                             |                               |           |                    |             |                     |                                       |  |
| • State Statutes (Not in Above)   | SS                              |                               |           |                    |             |                     |                                       |  |
| • Petty Offenses                  | P.O.                            |                               |           |                    |             |                     |                                       |  |
| CRIMINAL DEFENDANTS REPRESENTED   |                                 | A. TOTAL                      | 2         |                    | 1           | 1                   | .25                                   | TOTAL DISPOSITIONS                             |
|                                   |                                 | ADULTS                        | 2         |                    | 1           | 1                   | .25                                   | 1  |
|                                   |                                 | JUVENILES                     |           |                    |             |                     |                                       | .25  |
| B. OTHER REPRESENTATIONS          |                                 | 1                             | 2         | 3                  | 4           | 5                   | Hours                                 | D. PETITIONS FOR WRIT OF CERT.                 |
| Court of Appeals:                 | TD                              |                               |           |                    |             |                     |                                       | End of Last Period                             |
| Trial Disposition                 | CA                              |                               |           |                    |             |                     |                                       | Filed  |
| Other Matters                     | APM                             |                               |           |                    |             |                     |                                       | Closed   |
| Appeal-Magistrate Decision        | SC                              |                               |           |                    |             |                     |                                       | New Pending                                    |
| Supreme Court (cert. granted)     | MA                              |                               |           |                    |             |                     |                                       | 0  |
| Motion Attacking Sent. (2255)     | MC                              |                               |           |                    |             |                     |                                       | 0  |
| Motion to Correct or Reduce (R35) | HC                              |                               |           |                    |             |                     |                                       | 0  |
| Habeas Corpus                     | CO                              |                               |           |                    |             |                     |                                       | 0  |
| Court Directed Prisoner Repr.     | BP                              |                               |           |                    |             |                     |                                       | 0  |
| Bail/Presentment                  | W                               |                               |           |                    |             |                     |                                       | 0  |
| Witness                           | PR                              |                               |           |                    |             |                     |                                       | 0  |
| Probation Revocation              | PA                              |                               |           |                    |             |                     |                                       | 0  |
| Parole Revocation                 | NA                              |                               |           |                    |             |                     |                                       | 0  |
| NARA- Title III (civil)           | O                               |                               |           |                    |             |                     |                                       | 0  |
| Other (Explain)                   | O                               |                               |           |                    |             |                     |                                       | 0  |
| B. TOTAL                          |                                 |                               | 0         |                    | 0           |                     |                                       | E. NUMBER OF CASES CLOSED UNDER LESSER OFFENSE |
|                                   |                                 |                               |           |                    |             |                     |                                       | 0  |

\*OFFICE was opened in April. This is the reason for no pending cases.  
 Mail to: Statistical Analysis & Report Branch, DIS, Administrative Office of the U.S. Courts, Washington, D.C. 20544  
 Prepared by: [Signature]



DEFENDER ORGANIZATION REPORT JS-50 REV. 7/77

MONTHLY OCT. 1977 - DISTRICT OR LOCATION KANSAS CODE NO 1083 ORGANIZATION REPORTING FEDERAL PUBLIC DEFENDER FLD PUB. OFF. COMMUNITY D.F.L.J.

| CRIMINAL-DEFENDANT CASES                     |                         | NUMBER OF CASES               |                   |             |                    |            | Hour in Court on Closed Cases         | C DISPOSITIONS                 |                           | Hours in Court        |          |        |     |
|--|-------------------------|-------------------------------|-------------------|-------------|--------------------|------------|---------------------------------------|--------------------------------|---------------------------|-----------------------|----------|--------|-----|
|  |                         | 1<br>no of<br>cases<br>opened | 2<br>Re<br>opened | 3<br>Closed | 4<br>New<br>return | 5<br>Hours |                                       | 1. MAGISTRATE TRIAL            | CASES                     |                       |          |        |     |
| OFFENSE CLASS                                | CODE NO.                |                               |                   |             |                    |            |                                       |                                |                           |                       |          |        |     |
| HOMICIDE                                     | • Murder, 1st degree    | 01                            | 1                 | 3           | 4                  | Ø          | 69.80                                 | GUILTY                         | On Plea                   | 14                    | 14.20    |        |     |
|  | • Murder, 2nd degree    | 02                            |                   |             |                    |            |                                       |                                | After Trial               |                       |          |        |     |
|  | • Manslaughter          | 03                            |                   | 1           | 1                  | Ø          | 2.25                                  |                                | Nolo Cont.                |                       |          |        |     |
|  | • Negligent Homicide    | 031                           |                   |             |                    |            |                                       | NOT GUILTY                     |                           |                       |          |        |     |
| ROBBERY                                      | • Bank                  | 11                            | 1                 | 5           | 5                  | 1          | 45.00                                 |                                | DISMISSAL                 |                       | 1        | .75    |     |
|  | • Postal                | 12                            | 1                 |             | 1                  | Ø          | 5.10                                  | 2 DISTRICT COURT               | On Plea                   | GUILTY                | 113      | 180.35 |     |
|  | • Other                 | 14                            |                   | 2           | 2                  | Ø          | 2.75                                  |                                | Nolo Contendere           |                       |          |        |     |
| ASSAULT                                      | • Assault               | 15                            |                   | 3           | 3                  | Ø          | 7.90                                  | GUILTY                         | After Trial               | Jury                  | 13       | 276.75 |     |
|  | • Bank                  | 21                            |                   |             |                    |            |                                       |                                | Court                     |                       |          |        |     |
|  | • Postal                | 22                            |                   |             |                    |            |                                       |                                |                           |                       |          |        |     |
| BURGLARY                                     | • Interstate Com.       | 23                            |                   |             |                    |            |                                       | NOT GUILTY                     | After Trial               | Jury                  | 3        | 25.15  |     |
|  | • Other                 | 24                            |                   | 1           | 1                  |            |                                       |                                | Court                     |                       |          |        |     |
|  | • Bank                  | 31                            |                   |             |                    |            |                                       |                                | DISMISSAL OF              | Judgment of Acquittal |          |        |     |
|  | • Postal                | 32                            | 6                 | 23          | 1                  | 30         | Ø                                     |                                |                           | 3                     | .50      |        |     |
| LARCENY & THEFT                              | • Interstate Com.       | 33                            | 1                 | 2           | 2                  | 1          | 1.50                                  | CASE TRANSFERRED               | Complaint                 |                       |          |        |     |
|  | • U.S. Property         | 34                            |                   | 4           | 4                  | Ø          | 5.00                                  |                                | Indictment                | 11                    | 6.65     |        |     |
|  | • Transp. Stolen Prop.  | 36                            | 1                 | 1           | 2                  | Ø          | 1.75                                  |                                | Information               | 6                     | 5.40     |        |     |
|  | • Other-Felony          | 37                            |                   | 2           | 2                  | Ø          | 1.85                                  | Removed on Rule 40             |                           |                       | 4.15     |        |     |
|  | • Other-Misd.           | 38                            |                   |             |                    |            |                                       | Out on Rule 20                 |                           |                       |          |        |     |
| EMBEZZLEMENT                                 | • Bank                  | 41                            |                   | 1           | 2                  | 1          | 1.25                                  | PRETRIAL DIVERSION             | Change of Venue (Rule 21) | 2                     | .50      |        |     |
|  | • Postal                | 42                            | 1                 | 1           | 2                  | Ø          | 1.0                                   |                                | Type I                    | 2                     | Ø        |        |     |
|  | • Other                 | 43                            |                   | 1           | 1                  |            |                                       |                                | Type II                   | 20                    | 10.80    |        |     |
|  | • Income Tax            | 45                            | 1                 | 3           | 2                  | 2          | 3.20                                  |                                | 3. APPEALS DISTRICT COURT | Affirmed              |          |        |     |
|  | • Landing Inst.         | 46                            |                   | 1           | 1                  | Ø          | 1.40                                  |                                |                           | Reversed              |          |        |     |
| FRAUD  | • Postal & Wire         | 47                            |                   | 6           | 4                  | 2          | 3.00                                  | Remanded                       |                           |                       |          |        |     |
|  | • Veterans & Allot.     | 48                            |                   |             |                    |            |                                       | Dismissed                      |                           |                       |          |        |     |
|  | • Other Fraud           | 49                            | 2                 | 15          | 15                 | 2          | 47.75                                 | COURT OF APPEALS               |                           | Affirmed              | 7        | 3.50   |     |
|  | AUTO                    | • Vehicle Theft               | 51                | 7           | 17                 | 19         | 1                                     |                                | 28.80                     | By Client             | Reversed | 3      | .50 |
| FORGERY & COUNTERFEITING                     | • Transp. Forg. Sec.    | 55                            | Ø                 | 16          | 20                 | 4          | 19.65                                 |                                | Remanded                  |                       |          |        |     |
| • Postal Forgery                             | 56                      |                               |                   |             |                    |            |                                       |                                | Dismissed                 | 1                     | Ø        |        |     |
| • Other Forgery                              | 57                      | 5                             | 17                | 18          | 4                  | 21.10      | SUPREME COURT                         |                                | Affirmed                  |                       |          |        |     |
| • Counterfeiting                             | 58                      |                               | 4                 | 4           | Ø                  | 23.50      |                                       | By U.S.                        | Reversed                  |                       |          |        |     |
| SEX OFFENSES                                 | • Rape                  | 61                            |                   | 1           | 1                  | 2          |                                       | 46.20                          | Remanded                  |                       |          |        |     |
|  | • White Slave & Aliens  | 62                            |                   |             |                    |            |                                       |                                | Dismissed                 |                       |          |        |     |
|  | • Other                 | 63                            |                   |             |                    |            |                                       |                                | MAN-DAMUS                 | Affirmed              |          |        |     |
| DRUG OFFENSES                                | • Marijuana             | 65                            | 1                 |             | 1                  | Ø          | 5.50                                  | By Client                      |                           | Reversed              |          |        |     |
|  | • Narcotics             | 67                            |                   | Ø           | 1                  | Ø          | 2.55                                  | Remanded                       |                           |                       |          |        |     |
|  | • Controlled Substances | 68                            | 3                 | 4           | 7                  | Ø          | 21.15                                 | Dismissed                      |                           |                       |          |        |     |
|  | • Bribery               | 71                            |                   |             |                    |            |                                       | PAROLE                         |                           | Revoked               | 11       | 8.45   |     |
|  | • Traffic               | 72                            |                   |             |                    |            |                                       |                                | Restored                  | 5                     | 3.90     |        |     |
| • Escape                                     | 73                      | 2                             | 23                | 23          | 2                  | 40.80      | Terminated                            |                                |                           |                       |          |        |     |
| • Extortion & Rackets                        | 74                      |                               | 3                 | 3           | Ø                  | 1.40       | Revoked                               |                                | 1                         | 2.50                  |          |        |     |
| • Gambling & Lottery                         | 75                      |                               |                   |             |                    |            | Restored                              |                                |                           |                       |          |        |     |
| MISC.  | • Kidnaping             | 76                            | 1                 | 2           | 3                  | Ø          | 15.65                                 | Terminated                     |                           |                       |          |        |     |
|  | • Perjury               | 77                            |                   |             |                    |            |                                       | Ref. To Institution            |                           |                       |          |        |     |
|  | • Weapons               | 78                            | 4                 | 15          | 16                 | 3          | 38.20                                 | 6. PRISONER MATTERS            | Granted                   |                       |          |        |     |
|  | • Other                 | 79                            | 1                 |             | 1                  | Ø          | 9.00                                  |                                | Denied                    |                       |          |        |     |
| Immigration Laws                             | 87                      |                               |                   |             |                    |            | Dismissed                             |                                |                           |                       |          |        |     |
| Liquor, Internal Revenue                     | 89                      |                               |                   |             |                    |            | HABEAS CORPUS                         |                                | Granted                   |                       |          |        |     |
| • Agriculture                                | 91                      |                               | 4                 | 4           | Ø                  | 4.00       |                                       |                                | Dismissed                 |                       |          |        |     |
| • Antitrust                                  | 92                      |                               |                   |             |                    |            |                                       | SENTECE MOTION (2255, Rule 35) | Granted                   | 2                     | .25      |        |     |
| • Fair Lab. Std.                             | 93                      |                               |                   |             |                    |            |                                       | Denied                         | 2                         | .50                   |          |        |     |
| • Food/Drug                                  | 94                      |                               |                   |             |                    |            |                                       | 8. COUNSEL RE-LIEVED           | Appointed                 | 17                    | 3.65     |        |     |
| • Migr. Bird                                 | 95                      |                               |                   |             |                    |            | Substitute Retained                   |                                | 7                         | 2.40                  |          |        |     |
| • Motor Carr.                                | 96                      |                               |                   |             |                    |            | Def. Waived Counsel                   |                                |                           |                       |          |        |     |
| • Nat'l Defense                              | 97                      |                               | 2                 | 2           | Ø                  | 1.75       | 7. MISC.                              |                                | Failure To Appear         | 2                     | 6.10     |        |     |
| • Obscene Mail                               | 98                      |                               |                   |             |                    |            |                                       |                                | Committed 18 U.S.C. 4246  |                       |          |        |     |
| • Other                                      | 99                      | 1                             | 4                 | 4           | 1                  | 1.50       | NARA III COMMITMENT                   |                                |                           |                       |          |        |     |
| • Misc. Other                                | 999                     |                               |                   |             |                    |            | 8. OTHER SERVICES COMPLETED (Specify) | Grand jury witness             | 1                         | 2.50                  |          |        |     |
| • Civil Rights                               | 99x                     |                               |                   |             |                    |            |                                       |                                |                           |                       |          |        |     |
| State Statutes (Not in Above)                | SS                      |                               | 5                 | 5           | Ø                  | 4.25       |                                       |                                |                           |                       |          |        |     |
| Petty Offenses                               | P.D.                    |                               |                   |             |                    |            |                                       |                                |                           |                       |          |        |     |
| COURT OF APPEALS                             |                         |                               |                   |             |                    |            |                                       |                                |                           |                       |          |        |     |
| Supreme Court                                |                         |                               |                   |             |                    |            |                                       |                                |                           |                       |          |        |     |
| MAN-DAMUS                                    |                         |                               |                   |             |                    |            |                                       |                                |                           |                       |          |        |     |
| PAROLE                                       |                         |                               |                   |             |                    |            |                                       |                                |                           |                       |          |        |     |
| PRISONER MATTERS                             |                         |                               |                   |             |                    |            |                                       |                                |                           |                       |          |        |     |
| HABEAS CORPUS                                |                         |                               |                   |             |                    |            |                                       |                                |                           |                       |          |        |     |
| SENTECE MOTION (2255, Rule 35)               |                         |                               |                   |             |                    |            |                                       |                                |                           |                       |          |        |     |
| COUNSEL RE-LIEVED                            |                         |                               |                   |             |                    |            |                                       |                                |                           |                       |          |        |     |
| MISC.  |                         |                               |                   |             |                    |            |                                       |                                |                           |                       |          |        |     |
| OTHER SERVICES COMPLETED                     |                         |                               |                   |             |                    |            |                                       |                                |                           |                       |          |        |     |
| GRAND JURY WITNESS                           |                         |                               |                   |             |                    |            |                                       |                                |                           |                       |          |        |     |
| TOTAL DISPOSITIONS                           |                         |                               |                   |             |                    |            |                                       |                                | 257                       | 599.45                |          |        |     |
| PETITIONS FOR WRIT OF CERT.                  |                         |                               |                   |             |                    |            |                                       |                                |                           |                       |          |        |     |
| NUMBER OF CASES CLOSED UNDER LESSER OFFENSES |                         |                               |                   |             |                    |            |                                       |                                |                           | 23                    |          |        |     |

Mail to: Statistical Analysis & Reports Branch, DIS, Administrative Office of the U.S. Courts Washington, D.C. 20544

Prepared by: *Janice Schmidt* Janice Schmidt

DEFENDER ORGANIZATION REPORT JS 50 REV. 7/77

MONTHLY 10-77/9-78 DISTRICT OF EAST KENTUCKY COUNTY NO. 0043 FEDERAL PUBLIC DEFENDER DISTRICT OF EAST KENTUCKY COUNTY NO. 0043

| A. CRIMINAL DEFENDANT CASES                    |                          | NUMBER OF CASES    |             |              |            |                  | Hours on Court (Off Court) | C. DISPOSITIONS |             |             |        |
|--|--------------------------|--------------------|-------------|--------------|------------|------------------|----------------------------|-----------------|-------------|-------------|--------|
|  |                          | (1) Out of Court   | (2) Pending | (3) Disposed | (4) Closed | (5) New (Active) |                            |                 |             |             |        |
| HOMICIDE                                       | Murder, 1st degree       | 01                 | 1           | 1            | 1          | 17.25            | I. MAGISTRATE TRIAL        | On Plea         | 4           | 4.00        |        |
|  | Murder, 2nd degree       | 02                 |             |              |            |                  |                            | Guilty          | After Trial | 2           | 6.50   |
|  | Manslaughter             | 03                 | 1           |              | 1          | 22.25            |                            | Not Guilty      | Nolo Cont   |             |        |
| ROBBERY  | Bank                     | 11                 | 4           |              | 3          | 26.50            | 2. DISTRICT COURT          | On Plea         | Guilty      | 63          | 190.00 |
|  | Postal                   | 12                 |             |              |            |                  | Guilty                     | Nolo Contendere |             |             |        |
|  | Other                    | 14                 |             |              |            |                  | After Trial                | Jury            | 17          | 289.25      |        |
| ASSAULT  | Assault                  | 15                 | 1           | 2            | 3          | 82.25            | Not Guilty                 | Jury            | 4           | 33.25       |        |
|  | Bank                     | 21                 |             |              |            |                  | Dismissal of Accittal      | Court           | 2           | 70.50       |        |
|  | Postal                   | 22                 |             |              |            |                  | Complaint                  |                 | 1           | 2.00        |        |
| BURGLARY                                       | Interstate Com.          | 23                 |             |              | 1          | 13.50            | Indictment                 |                 | 9           | 27.75       |        |
|  | Bank                     | 31                 |             |              |            |                  | Information                |                 | 3           | 1.50        |        |
|  | Postal                   | 32                 | 2           | 8            | 8          | 9.50             | Removed on Rule 40         |                 | 5           | 3.25        |        |
| LARCENY & THEFT                                | Interstate Com.          | 33                 | 1           | 1            | 2          | 9.00             | Out on Rule 20             |                 | 1           | .50         |        |
|  | U.S. Property            | 34                 |             |              | 2          | 12.00            | Change of Venue (Rule 21)  |                 | 3           | 2.75        |        |
|  | Transp. Stolen Prop.     | 36                 |             |              | 2          |                  | Type I                     |                 | 1           | 1.00        |        |
| EMBEZZLEMENT                                   | Other-Felony             | 37                 |             |              |            |                  | Type II                    |                 | 2           | 12.25       |        |
|  | Bank                     | 41                 |             |              |            |                  | NEW TRIAL                  |                 |             |             |        |
|  | Postal                   | 42                 |             |              |            |                  | Affirmed                   |                 |             |             |        |
| FRAUD  | Income Tax               | 45                 |             | 2            | 2          | 3.00             | Reversed                   |                 |             |             |        |
|  | Lending Inst.            | 46                 |             |              |            |                  | Remanded                   |                 | 2           | 6.00        |        |
|  | Postal & Wire            | 47                 |             |              |            |                  | Dismissed                  |                 | 6           | 3.50        |        |
| AUTO FORGERY & COUNTERFEITING                  | Other Fraud              | 48                 |             | 6            | 6          | 8.50             | By Client                  | Reversed        |             |             |        |
|  | Vehicle Theft            | 51                 | 1           | 15           | 16         | 67.25            | By U.S.                    | Reversed        |             |             |        |
|  | Transp. Forg. Sec.       | 55                 | 1           | 1            | 2          | 3.25             | Dismissed                  |                 | 11          | ---         |        |
| SEX OFFENSES                                   | Other Forgery            | 57                 | 2           | 4            | 5          | 17.00            | By U.S.                    | Affirmed        | 2           | 1.25        |        |
|  | Rape                     | 61                 |             |              |            |                  | Reversed                   |                 | 1           | ---         |        |
|  | White Slave & Aliens     | 62                 |             |              |            |                  | Dismissed                  |                 | 1           | ---         |        |
| DRUG OFFENSES                                  | Other                    | 63                 |             |              |            |                  | By Client                  | Affirmed        | 3           | ---         |        |
|  | Marihuana                | 65                 |             |              |            |                  | Reversed                   |                 |             |             |        |
|  | Narcotics                | 67                 |             |              | 1          | 1.50             | Dismissed                  |                 |             |             |        |
| MISC.  | Controlled Substances    | 68                 |             | 2            | 1          | 1.50             | By U.S.                    | Reversed        |             |             |        |
|  | Bribery                  | 71                 |             |              |            |                  | Dismissed                  |                 |             |             |        |
|  | Traffic                  | 72                 |             |              |            |                  | By Client                  | Affirmed        |             |             |        |
| IMMIGRATION LAWS                               | Escape                   | 73                 | 3           | 20           | 23         | 66.00            | By U.S.                    | Reversed        |             |             |        |
|  | Extortion & Rackets      | 74                 | 2           |              | 2          | 19.25            | Dismissed                  |                 |             |             |        |
|  | Gambling & Lottery       | 75                 |             |              |            |                  | By Client                  | Affirmed        |             |             |        |
| LIQUOR, INTERNAL REVENUE                       | Kidnapping               | 76                 | 1           | 3            | 4          | 88.75            | Reversed                   |                 |             |             |        |
|  | Perjury                  | 77                 |             |              |            |                  | Dismissed                  |                 |             |             |        |
|  | Weapons                  | 78                 | 8           | 29           | 32         | 172.00           | By U.S.                    | Affirmed        |             |             |        |
| FED. STAT.                                     | Other                    | 79                 |             |              |            |                  | Reversed                   |                 |             |             |        |
|  | Immigration Laws         | 81                 |             |              |            |                  | Dismissed                  |                 |             |             |        |
|  | Liquor, Internal Revenue | 89                 | 1           | 3            | 4          | 9.25             | MAN-DAMUS                  | By U.S.         | Reversed    |             |        |
| CRIMINAL DEFENDANTS REPRESENTED                | Agriculture              | 91                 | 2           | 1            | 2          | 1.50             | By Client                  | Affirmed        |             |             |        |
|  | Antitrust                | 92                 |             |              |            |                  | By U.S.                    | Reversed        |             |             |        |
|  | Fair Lab. Std.           | 93                 |             |              |            |                  | Dismissed                  |                 |             |             |        |
| OTHER REPRESENTATIONS                          | Food/Drug                | 94                 |             |              |            |                  | By Client                  | Granted         |             |             |        |
|  | Migr. Bird               | 95                 |             | 3            | 3          | 3.00             | By U.S.                    | Granted         |             |             |        |
|  | Motor Carr.              | 96                 |             |              |            |                  | Dismissed                  |                 |             |             |        |
| B. TOTAL                                       | Nat'l Defense            | 97                 |             |              |            |                  | By Client                  | Granted         |             |             |        |
|  | Obscene Mail             | 98                 |             |              |            |                  | By U.S.                    | Granted         |             |             |        |
|  | Misc. Other              | 99                 | 3           | 5            | 1          | 8                | 1                          | 35.25           | Dismissed   |             |        |
| State Statutes (Not in Above)                  |                          | S.S.               |             |              |            |                  |                            |                 |             |             |        |
| Petty Offenses                                 |                          | P.O.               | 1           | 1            | 2          | 4.50             |                            |                 |             |             |        |
| CRIMINAL DEFENDANTS REPRESENTED                |                          | A. TOTAL           | 29          | 116          | 1          | 133              | 13                         | 676.25          |             |             |        |
|  |                          | ADULTS             | 28          | 116          | 1          | 132              | 13                         | 675.75          |             |             |        |
|  |                          | JUVENILES          | 1           |              |            | 1                |                            | 0.50            |             |             |        |
| B. OTHER REPRESENTATIONS                       |                          |                    | 1           | 2            | 3          | 4                | 5                          | Hours           |             |             |        |
| Court of Appeals:                              |                          | TD                 | 10          | 14           |            | 17               | 7                          | 4.75            |             |             |        |
| Trial Disposition                              |                          | CA                 | 3           | 2            |            | 4                | 1                          | ---             |             |             |        |
| Other Matters                                  |                          | APM                |             |              |            |                  |                            | ---             |             |             |        |
| Appeal-Magistrate Decision                     |                          | SC                 | 3           |              |            | 3                |                            | ---             |             |             |        |
| Supreme Court (cert. granted)                  |                          | MA                 |             | 1            |            | 1                |                            | 1.00            |             |             |        |
| Motion Attacking Sent. (2255)                  |                          | MC                 | 1           | 26           |            | 24               | 3                          | 6.25            |             |             |        |
| Motion to Correct or Reduce (R35)              |                          | HC                 | 2           | 9            |            | 6                | 5                          | 2.50            |             |             |        |
| Habeas Corpus                                  |                          | CO                 | 3           | 6            |            | 9                |                            | 22.50           |             |             |        |
| Court Directed Prisoner Repr.                  |                          | BP                 | 1           |              |            | 1                |                            | 1.00            |             |             |        |
| Bail/Presemtment                               |                          | W                  |             | 7            |            | 7                |                            | 27.50           |             |             |        |
| Witness  |                          | PR                 | 1           | 11           |            | 12               |                            | 13.00           |             |             |        |
| Probation Revocation                           |                          | PA                 |             | 6            |            | 5                | 1                          | 9.50            |             |             |        |
| Parole Revocation                              |                          | NA                 |             |              |            |                  |                            |                 |             |             |        |
| NARA-Title III (civil)                         |                          | O                  |             | 2            |            | 2                |                            | 22.00           |             |             |        |
| Other (Explain)                                |                          | O                  |             |              |            |                  |                            |                 |             |             |        |
| B. TOTAL                                       |                          |                    | 24          | 84           |            | 191              | 17                         | 110.00          |             |             |        |
| TOTAL DISPOSITIONS                             |                          |                    |             |              |            |                  |                            | 224             | 786.25      |             |        |
| D. PETITIONS FOR WRIT OF CERT.                 |                          | End of Last Period |             |              |            |                  |                            | Filed           | Closed      | Now Pending |        |
|  |                          |                    |             |              |            |                  |                            | 3               | 4           | 3           |        |
| E. NUMBER OF CASES CLOSED UNDER LESSER OFFENSE |                          |                    |             |              |            |                  |                            |                 |             |             |        |

DEFENDER ORGANIZATION REPORT JS-50 REV. 7/77

MONTH/PERIOD: Oct. 77-Sept. 78 DISBURS. LOCATION: Eastern, La. CASE NO.: 0536-2 ORGANIZATION REPORTING: Federal Public Defender FED. PUB. DEF. 18 COMMUNITY DIST. 11

| OFFENSE CLASS                 | CODE NO. | NUMBER OF CASES |    |   |    |   | Hours in Court on Closed Cases |
|-------------------------------|----------|-----------------|----|---|----|---|--------------------------------|
|                               |          | 1               | 2  | 3 | 4  | 5 |                                |
| HOMICIDE                      | 01-03    |                 |    |   |    |   |                                |
| ROBBERY                       | 11-14    |                 | 9  |   | 9  | 0 | 10.50                          |
| ASSAULT                       | 15-21    | 2               | 1  |   | 2  | 1 | 3.25                           |
| BURGLARY                      | 22-24    |                 |    |   |    |   |                                |
| LARCENY & THEFT               | 31-38    |                 | 2  |   | 1  | 1 | .50                            |
| EMBEZZLEMENT                  | 39-43    | 10              | 23 |   | 31 | 2 | 40.25                          |
| FRAUD                         | 44-49    | 1               | 4  |   | 5  | 0 | 5.0                            |
| AUTO FORGERY & COUNTERFEITING | 50-58    | 3               | 3  |   | 6  | 0 | 10.75                          |
| SEX OFFENSES                  | 59-63    |                 |    |   |    |   |                                |
| DRUG OFFENSES                 | 64-68    | 1               | 4  |   | 4  | 1 | 12.0                           |
| MISC.                         | 69-79    | 8               | 16 |   | 22 | 2 | 65.75                          |
| Immigration Laws              | 80-87    |                 |    |   |    |   |                                |
| Liquor, Internal Revenue      | 88-91    |                 |    |   |    |   |                                |
| FED. STAT.                    | 92-99    |                 | 1  |   | 1  |   | 1.0                            |
| State Statutes (Not in Above) | S.S.     |                 |    |   |    |   |                                |
| Petty Offenses                | P.O.     |                 | 1  |   | 1  |   |                                |

| CRIMINAL DEFENDANTS REPRESENTED | A. TOTAL | 68 | 202 | 238 | 32 | 370.00 |
|---------------------------------|----------|----|-----|-----|----|--------|
| ADULTS                          |          | 68 | 202 | 238 | 32 | 370.00 |
| JUVENILES                       |          |    |     |     |    |        |

| OTHER REPRESENTATIONS             | NUMBER OF CASES |    |    |   |    | Hours |       |
|-----------------------------------|-----------------|----|----|---|----|-------|-------|
|                                   | 1               | 2  | 3  | 4 | 5  |       |       |
| Court of Appeals:                 |                 |    |    |   |    |       |       |
| Trial Disposition                 | TD              | 12 | 1  |   | 13 | 0     | 3.0   |
| Other Matters                     | CA              | 1  | 1  |   | 1  | 1     |       |
| Appeal--Magistrate Decision       | APM             |    |    |   |    |       |       |
| Supreme Court (cert. granted)     | SC              |    |    |   |    |       |       |
| Motion Attacking Sent. (2255)     | MA              |    | 1  |   | 1  |       | .50   |
| Motion to Correct or Reduce (R35) | MC              | 2  | 10 |   | 10 | 2     | 5.45  |
| Habeas Corpus                     | HC              |    | 4  |   | 1  | 3     | 3.75  |
| Court Directed Prisoner Repr.     | CD              |    |    |   |    |       |       |
| Bill/Prearrestment                | BP              |    |    |   |    |       |       |
| Witness                           | W               |    | 6  |   | 4  | 2     |       |
| Probation Revocation              | PR              | 2  | 26 |   | 25 | 3     | 23.0  |
| Parole Revocation                 | PA              | 2  | 1  |   | 3  | 0     | 2.50  |
| NARA--Title II (civil)            | NA              |    |    |   |    |       |       |
| Other (Explain)                   | O               |    | 3  |   | 3  | 0     | 1.0   |
|                                   | O               |    |    |   |    |       |       |
|                                   | O               |    |    |   |    |       |       |
|                                   | O               |    |    |   |    |       |       |
|                                   | O               |    |    |   |    |       |       |
| B. TOTAL                          |                 | 19 | 53 |   | 61 | 11    | 39.20 |

| DISPOSITIONS                                   | CASES | Hours in Court |   |   |   |   |
|--|-------|----------------|---|---|---|---|
|  |       |                | 1 | 2 | 3 | 4 |
| 1. MAGISTRATE TRIAL                            |       |                |   |   |   |   |
| GUILTY   | 21    | 26.25          |   |   |   |   |
| NOT GUILTY                                     |       |                |   |   |   |   |
| DISMISSAL                                      | 1     | 1.0            |   |   |   |   |
| 2. DISTRICT COURT                              |       |                |   |   |   |   |
| GUILTY   | 145   | 242.75         |   |   |   |   |
| NOT GUILTY                                     |       |                |   |   |   |   |
| DISMISSAL OF                                   |       |                |   |   |   |   |
| CASE TRANSFERRED                               | 16    | 9.25           |   |   |   |   |
| PRETRIAL DIVERSION                             | 8     | 2.25           |   |   |   |   |
| NEW TRIAL                                      | 11    | 5.75           |   |   |   |   |
| 3. APPEALS DISTRICT COURT                      |       |                |   |   |   |   |
| AFFIRMED                                       | 4     | 1.0            |   |   |   |   |
| REVERSED                                       |       |                |   |   |   |   |
| REMAND   | 1     | 1.0            |   |   |   |   |
| DISMISSED                                      |       |                |   |   |   |   |
| COURT OF APPEALS                               |       |                |   |   |   |   |
| BY CLIENT                                      | 6     | 1.0            |   |   |   |   |
| BY U.S.  |       |                |   |   |   |   |
| BY CLIENT                                      |       |                |   |   |   |   |
| BY U.S.  |       |                |   |   |   |   |
| BY CLIENT                                      |       |                |   |   |   |   |
| BY U.S.  |       |                |   |   |   |   |
| BY CLIENT                                      |       |                |   |   |   |   |
| BY U.S.  |       |                |   |   |   |   |
| MAN-DAMUS                                      |       |                |   |   |   |   |
| BY CLIENT                                      |       |                |   |   |   |   |
| BY U.S.  |       |                |   |   |   |   |
| 4. PROBATION & PAROLE                          |       |                |   |   |   |   |
| REVOKED  | 9     | 12.25          |   |   |   |   |
| RESTORED                                       | 10    | 7.0            |   |   |   |   |
| TERMINATED                                     | 1     | .50            |   |   |   |   |
| REVOKED  | 2     | 2.0            |   |   |   |   |
| RESTORED                                       |       |                |   |   |   |   |
| TERMINATED                                     |       |                |   |   |   |   |
| REF. TO INSTITUTION                            | 1     | .50            |   |   |   |   |
| 5. PRISONER MATTERS                            |       |                |   |   |   |   |
| GRANTED  | 1     | .50            |   |   |   |   |
| DENIED   | 1     | 1.0            |   |   |   |   |
| HABEAS CORPUS SENTENCE                         |       |                |   |   |   |   |
| GRANTED  | 1     | 3.75           |   |   |   |   |
| DENIED   | 5     | 2.30           |   |   |   |   |
| DENIED   | 3     | 1.15           |   |   |   |   |
| DISMISSED                                      | 1     |                |   |   |   |   |
| 6. COUNSEL RELIEVED                            |       |                |   |   |   |   |
| SUBSTITUTE APPOINTED                           | 3     |                |   |   |   |   |
| DEF. WAIVED COUNSEL                            | 4     | .25            |   |   |   |   |
| 7. MISC. NARA III COMMITMENT                   |       |                |   |   |   |   |
| FAILURE TO APPEAR                              | 1     |                |   |   |   |   |
| COMMITTED 18 U.S.C. 424B                       | 1     | 1.0            |   |   |   |   |
| 8. OTHER SERVICES COMPLETED                    |       |                |   |   |   |   |
| (SPECIFY) WITNESS                              | 5     |                |   |   |   |   |
| CONTEMPT OF COURT                              | 1     | .50            |   |   |   |   |
| RESENTENCING                                   | 2     | .50            |   |   |   |   |
| OTHER  | 1     | 1.0            |   |   |   |   |
| TOTAL DISPOSITIONS                             | 299   | 409.20         |   |   |   |   |
| D. PETITIONS FOR WRIT OF CERT.                 |       |                |   |   |   |   |
| End of Last Period                             |       |                |   |   |   |   |
| Filed  |       |                |   |   |   |   |
| Closed   |       |                |   |   |   |   |
| Now Pending                                    |       |                |   |   |   |   |
| E. NUMBER OF CASES CLOSED UNDER LESSER OFFENSE |       |                |   |   |   |   |

DEFENDER ORGANIZATION REPORT JS 50 REV. 7/77

MONTH: Oct. DISTRICT OF ORIGIN: Maryland CASE NO: 0416-1 ORGANIZATION REPORTING: Federal Public Defender FILED: 000 DE 88

| CRIMINAL DEFENDANT CASES      |                         | NUMBER OF CASES         |           |                |             |          | DISPOSITIONS                         |                   |  |
|-------------------------------|-------------------------|-------------------------|-----------|----------------|-------------|----------|--------------------------------------|-------------------|--|
| OFFENSE CLASS                 | CODE NO.                | ①<br>End of Last Period | ②<br>Open | ③<br>No Update | ④<br>Closed | ⑤<br>New | Hours in<br>Court on<br>Closed Cases | Hours in<br>Court |  |
| HOMICIDE                      | • Murder, 1st degree    | 01                      | 1         |                | 1           | 0        | -0-                                  |                   |  |
|                               | • Murder, 2nd degree    | 02                      |           |                |             |          |                                      |                   |  |
|                               | • Manslaughter          | 03                      | 1         |                | 1           | 0        | 2.5                                  |                   |  |
|                               | • Negligent Homicide    | 031                     |           |                |             |          |                                      |                   |  |
| ROBBERY                       | • Bank                  | 11                      | 14        | 33             | 44          | 3        | 86.00                                |                   |  |
|                               | • Other                 | 14                      |           |                |             |          |                                      |                   |  |
| ASSAULT                       | • Assault               | 15                      | 2         | 13             | 13          | 2        | 4.25                                 |                   |  |
|                               | • Other                 | 21                      |           |                |             |          |                                      |                   |  |
| BURGLARY                      | • Interstate Com        | 23                      |           |                |             |          |                                      |                   |  |
|                               | • Other                 | 24                      |           |                |             |          |                                      |                   |  |
|                               | • Bank                  | 31                      | 1         | 2              | 3           | 0        | 2.50                                 |                   |  |
| LARCENY & THEFT               | • Postal                | 32                      | 18        |                | 14          | 4        | 9.25                                 |                   |  |
|                               | • Interstate Com.       | 33                      | 4         |                | 4           | 0        | 4.00                                 |                   |  |
| THEFT                         | • U.S. Property         | 34                      | 1         | 3              | 2           | 2        | 1.50                                 |                   |  |
|                               | • Transp Stolen Prop.   | 36                      | 1         | 7              | 7           | 1        | 1.00                                 |                   |  |
|                               | • Other Felony          | 37                      | 1         | 4              | 2           | 3        | .75                                  |                   |  |
|                               | • Other-Misd            | 38                      | 3         | 9              | 11          | 1        | 3.75                                 |                   |  |
| EMBEZZLEMENT                  | • Bank                  | 41                      | 3         | 12             | 13          | 2        | 8.50                                 |                   |  |
|                               | • Postal                | 42                      | 3         | 3              | 5           | 1        | 9.50                                 |                   |  |
|                               | • Other                 | 43                      | 4         |                | 4           | 0        | 1.50                                 |                   |  |
| FRAUD                         | • Income Tax            | 45                      | 2         | 2              | 4           | 0        | 2.25                                 |                   |  |
|                               | • Lending Inst.         | 46                      | 2         | 2              | 4           | 0        | 3.75                                 |                   |  |
|                               | • Postal & Wire         | 47                      | 2         | 9              | 8           | 4        | 8.00                                 |                   |  |
| AUTO                          | • Veteran & Allot.      | 48                      | 2         | 21             | 21          | 0        | 14.25                                |                   |  |
|                               | • Other Fraud           | 49                      | 8         | 5              | 11          | 2        | 17.50                                |                   |  |
| FORGERY                       | • Vehicle Theft         | 51                      | 1         | 6              | 7           | 0        | 5.50                                 |                   |  |
|                               | • Transp. Forg. Sec.    | 55                      | 1         | 1              | 1           | 1        | -0-                                  |                   |  |
| COUNTERFEITING                | • Postal Forgery        | 56                      |           |                |             |          |                                      |                   |  |
|                               | • Other Forgery         | 57                      | 15        | 22             | 37          | 0        | 33.25                                |                   |  |
|                               | • Counterfeiting        | 58                      | 2         | 9              | 8           | 3        | 10.50                                |                   |  |
| SEX OFFENSES                  | • Rape                  | 61                      |           | 1              | 1           | 0        | 20.75                                |                   |  |
|                               | • White Slave & Aliens  | 62                      |           |                |             |          |                                      |                   |  |
| DRUG OFFENSES                 | • Other                 | 63                      | 1         |                | 1           | 0        | 1.00                                 |                   |  |
|                               | • Marijuana             | 65                      |           |                |             |          |                                      |                   |  |
| MISC.                         | • Narcotics             | 67                      | 3         | 13             | 9           | 7        | 32.00                                |                   |  |
|                               | • Controlled Substances | 68                      | 5         | 11             | 13          | 3        | 19.50                                |                   |  |
| MISC.                         | • Bribery               | 71                      |           |                |             |          |                                      |                   |  |
|                               | • Traffic               | 72                      |           |                |             |          |                                      |                   |  |
|                               | • Escape                | 73                      | 2         | 9              | 9           | 2        | 3.50                                 |                   |  |
|                               | • Extortion & Racket    | 74                      | 1         | 2              | 3           | 0        | 296.25                               |                   |  |
|                               | • Gambling & Lottery    | 75                      |           |                |             |          |                                      |                   |  |
| IMMIGRATION LAWS              | • Kidnapping            | 76                      | 1         | 3              | 3           | 1        | 8.25                                 |                   |  |
|                               | • Perjury               | 77                      |           |                |             |          |                                      |                   |  |
| Liquor, Internal Revenue      | • Weapons               | 78                      | 19        | 31             | 46          | 4        | 64.25                                |                   |  |
|                               | • Other                 | 79                      | 1         |                | 1           | 0        | 1.50                                 |                   |  |
|                               | • Civil Rights          | 87                      | 1         | 3              | 3           | 0        | 1.50                                 |                   |  |
| FED. STAT.                    | • Agriculture           | 89                      |           |                |             |          |                                      |                   |  |
|                               | • Antitrust             | 91                      |           |                |             |          |                                      |                   |  |
|                               | • Fair Lab. Stn.        | 93                      |           |                |             |          |                                      |                   |  |
|                               | • Food/Drug             | 94                      |           |                |             |          |                                      |                   |  |
|                               | • Migr. Bird            | 95                      |           |                |             |          |                                      |                   |  |
|                               | • Motor Carr.           | 96                      |           |                |             |          |                                      |                   |  |
|                               | • Nat'l Defense         | 97                      |           | 6              | 6           | 0        | 2.25                                 |                   |  |
| State Statutes (Not in Above) | • Obscene M.-I.         | 98                      |           |                |             |          |                                      |                   |  |
|                               | • Other                 | 99                      | 4         | 3              | 6           | 1        | 3.75                                 |                   |  |
| Petty Offenses                | • Misc. Other           | 998                     | 9         |                | 7           | 2        | 1.25                                 |                   |  |
|                               | • Civil Rights          | 999                     | 1         |                | 1           | 0        | 38.25                                |                   |  |
|                               |                         | S.S.                    |           |                | 7           | 2        | 5.25                                 |                   |  |
|                               |                         | P.O.                    | 12        | 85             | 1           | 71       | 27                                   | 36.00             |  |

| CRIMINAL DEFENDANTS REPRESENTED | A. TOTAL | 122 | 367 | 1 | 412 | 78 | 763.00 |
|---------------------------------|----------|-----|-----|---|-----|----|--------|
| ADULTS                          |          | 122 | 364 | 1 | 411 | 76 | 762.75 |
| JUVENILES                       |          | 0   | 3   | 0 | 1   | 2  | .25    |

| B. OTHER REPRESENTATIONS          | 1   | 2  | 3   | 4 | 5   | Hours |       |
|-----------------------------------|-----|----|-----|---|-----|-------|-------|
| Trial Disposition                 | TD  | 8  | 16  |   | 17  | 7     | 1.25  |
| Other Matters                     | CA  | 4  |     |   | 3   | 1     | -0-   |
| Appeal-Magistrate Decision        | APM |    |     |   |     |       |       |
| Supreme Court (cert. granted)     | SC  | 5  |     |   | 5   | 0     | .25   |
| Motion Attacking Sent. (2255)     | MA  | 2  |     |   | 1   | 1     | -0-   |
| Motion to Correct or Reduce (R35) | MC  | 7  | 33  |   | 34  | 6     | 1.50  |
| Habeas Corpus                     | HC  | 1  |     | 1 |     |       | .25   |
| Court Directed Prisoner Repr.     | CD  |    | 2   |   | 2   | 0     | .50   |
| Bail/Prementment                  | BP  |    | 1   |   | 1   | 0     | 4.00  |
| Witness                           | W   |    | 7   |   | 6   | 1     | -0-   |
| Probation Revocation              | PR  | 6  | 64  |   | 65  | 5     | 36.25 |
| Parole Revocation                 | PA  | 4  | 3   |   | 7   | 0     | -0-   |
| NARA-Title III (civil)            | NA  |    |     |   |     |       |       |
| Other (Explain)                   | O   | 5  | 12  |   | 13  | 4     | .75   |
| Investigation                     | O   |    | 1   |   | 1   | 0     | -0-   |
| Parole Rep.                       | O   |    | 1   |   | 1   | 0     | -0-   |
| Parole Appeal                     | O   |    | 1   |   | 1   | 0     | -0-   |
| Forfeiture                        | O   |    | 1   |   | 1   | 0     | -0-   |
| SBA Loan Default                  | O   |    | 2   |   | 2   | 1     | -0-   |
| Records Expungement               | O   |    | 1   |   | 1   | 0     | -0-   |
| B. TOTAL                          |     | 38 | 149 | 1 | 160 | 28    | 44.75 |

| D. PETITIONS FOR WRIT OF CERT. |   | End of Last Period | Filed | Closed | Now pending |
|--------------------------------|---|--------------------|-------|--------|-------------|
| GRANTED                        | 1 |                    |       |        |             |
| DENIED                         | 2 |                    |       |        |             |
| TOTAL                          | 3 |                    |       |        |             |

| E. NUMBER OF CASES CLOSED UNDER LESSER OFFENSE |   |
|--|---|
| GRANTED  | 1 |
| DENIED   | 2 |
| TOTAL  | 3 |

DEFENDER ORGANIZATION REPORT JS-50 REV. 7/77

MONTHLY: September, 78 DISTRICT OR LOCATION: Mpls., Minnesota COURT NO: 0864-4 ORGANIZATION REPORT: Federal Public Defender's Office FLD POP. OFF. COMMUNITY DEF. L.J.

| OFFENSE CLASS                                  | CODE NO.  | NUMBER OF CASES      |           |                    |             |                     | Hours in Court on Closed Cases | 1. MAGISTRATE TRIAL | 2. DISTRICT COURT | 3. APPEALS DISTRICT COURT | 4. PROBATION & PAROLE | 5. PROBATION MATTERS | 6. JUDICIAL REVIEW | 7. MISC. | 8. OTHER SERVICES COMPLETED |
|--|---|----------------------|-----------|--------------------|-------------|---------------------|--------------------------------|---------------------|-------------------|---------------------------|-----------------------|----------------------|--------------------|----------|-----------------------------|
|  |   | 1<br>End of<br>Month | 2<br>Open | 3<br>In<br>Process | 4<br>Closed | 5<br>Now<br>Pending |                                |                     |                   |                           |                       |                      |                    |          |                             |
| HOMICIDE                                       | 01<br>• Murder, 1st degree<br>02<br>• Murder, 2nd degree<br>03<br>• Manslaughter<br>031<br>• Negligent Homicide   |                      |           |                    |             |                     |                                |                     |                   |                           |                       |                      |                    |          |                             |
| ROBBERY  | 11<br>• Bank<br>12<br>• Postal<br>14<br>• Other   |                      | 2         |                    |             | 2                   |                                |                     |                   |                           |                       |                      |                    |          |                             |
| ASSAULT  | 15<br>• Assault<br>21<br>• Bank<br>22<br>• Postal<br>23<br>• Interstate Com.<br>24<br>• Other   |                      |           |                    |             |                     |                                |                     |                   |                           |                       |                      |                    |          |                             |
| BURGLARY                                       | 31<br>• Bank<br>32<br>• Postal<br>33<br>• Interstate Com.<br>34<br>• U.S. Property<br>36<br>• Transp. Stolen Prop.<br>37<br>• Other - Felony<br>38<br>• Other - Misd.   |                      |           |                    |             |                     |                                |                     |                   |                           |                       |                      |                    |          |                             |
| LARCENY & THEFT                                | 41<br>• Bank<br>42<br>• Postal<br>43<br>• Other<br>45<br>• Income Tax<br>46<br>• Lending Inst.<br>47<br>• Postal & Wire<br>48<br>• Veterans & Allot.<br>49<br>• Other Fraud   |                      |           |                    |             |                     |                                |                     |                   |                           |                       |                      |                    |          |                             |
| EMBEZZLEMENT                                   | 55<br>• Transp. Forg. Sec.<br>56<br>• Postal Forgery<br>57<br>• Other Forgery<br>58<br>• Counterfeiting   |                      | 1         |                    |             | 1                   |                                |                     |                   |                           |                       |                      |                    |          |                             |
| FRAUD  | 61<br>• Rape<br>62<br>• White Slave & Aliens<br>63<br>• Other<br>65<br>• Marijuana<br>67<br>• Narcotics<br>68<br>• Controlled Substances  |                      |           |                    |             |                     |                                |                     |                   |                           |                       |                      |                    |          |                             |
| SEX OFFENSES                                   | 71<br>• Bribery<br>72<br>• Traffic<br>73<br>• Escape<br>74<br>• Extortion & Rackets<br>75<br>• Gambling & Lottery<br>76<br>• Kidnapping<br>77<br>• Perjury<br>78<br>• Weapons<br>79<br>• Other  |                      |           | 1                  |             | 1                   |                                |                     |                   |                           |                       |                      |                    |          |                             |
| MISC.  | 87<br>• Immigration Laws<br>89<br>• Liquor, Internal Revenue<br>91<br>• Agriculture<br>92<br>• Antitrust<br>93<br>• Fair Lab. Std.<br>94<br>• Food/Drug<br>95<br>• Migr. Bird<br>96<br>• Motor Carr.<br>97<br>• Nat'l Defense<br>98<br>• Obscene Mail<br>99<br>• Other<br>99a<br>• Misc. Other<br>99b<br>• Civil Rights |                      |           |                    |             |                     |                                |                     |                   |                           |                       |                      |                    |          |                             |
| State Statutes (Not in Above)                  | S.E.  |                      |           |                    |             |                     |                                |                     |                   |                           |                       |                      |                    |          |                             |
| Petty Offenses                                 | P.O.  |                      |           |                    |             |                     |                                |                     |                   |                           |                       |                      |                    |          |                             |
| CRIMINAL DEFENDANTS REPRESENTED                |   | A. TOTAL             | 10        |                    |             | 10                  |                                |                     |                   |                           |                       |                      |                    |          |                             |
|  |   | ADULTS               | 10        |                    |             | 10                  |                                |                     |                   |                           |                       |                      |                    |          |                             |
|  |   | JUVENILES            |           |                    |             |                     |                                |                     |                   |                           |                       |                      |                    |          |                             |
| COURT OF APPEALS                               |   | 1                    | 2         | 3                  | 4           | 5                   | Hours                          |                     |                   |                           |                       |                      |                    |          |                             |
| Trial Disposition                              |   | TD                   |           |                    |             |                     |                                |                     |                   |                           |                       |                      |                    |          |                             |
| Other Matters                                  |   | CA                   |           |                    |             |                     |                                |                     |                   |                           |                       |                      |                    |          |                             |
| Appeal - Magistrate Decision                   |   | AM                   |           |                    |             |                     |                                |                     |                   |                           |                       |                      |                    |          |                             |
| Supreme Court (cert. granted)                  |   | SC                   |           |                    |             |                     |                                |                     |                   |                           |                       |                      |                    |          |                             |
| Motion Attacking Sent. (2255)                  |   | MA                   |           |                    |             |                     |                                |                     |                   |                           |                       |                      |                    |          |                             |
| Motion to Correct or Reduce (R35)              |   | MC                   |           |                    |             |                     |                                |                     |                   |                           |                       |                      |                    |          |                             |
| Habeas Corpus                                  |   | HC                   |           |                    |             |                     |                                |                     |                   |                           |                       |                      |                    |          |                             |
| Court Directed Prisoner Repr.                  |   | CD                   |           |                    |             |                     |                                |                     |                   |                           |                       |                      |                    |          |                             |
| Bail/Presentment                               |   | BP                   |           |                    |             |                     |                                |                     |                   |                           |                       |                      |                    |          |                             |
| Witness  |   | W                    |           |                    |             |                     |                                |                     |                   |                           |                       |                      |                    |          |                             |
| Probation Revocation                           |   | PR                   |           |                    |             |                     |                                |                     |                   |                           |                       |                      |                    |          |                             |
| Parole Revocation                              |   | PA                   |           |                    |             |                     |                                |                     |                   |                           |                       |                      |                    |          |                             |
| NARA - Title III (civil)                       |   | NA                   |           |                    |             |                     |                                |                     |                   |                           |                       |                      |                    |          |                             |
| Other (Explain)                                |   | O                    |           |                    |             |                     |                                |                     |                   |                           |                       |                      |                    |          |                             |
|  |   | O                    |           |                    |             |                     |                                |                     |                   |                           |                       |                      |                    |          |                             |
|  |   | O                    |           |                    |             |                     |                                |                     |                   |                           |                       |                      |                    |          |                             |
|  |   | O                    |           |                    |             |                     |                                |                     |                   |                           |                       |                      |                    |          |                             |
|  |   | O                    |           |                    |             |                     |                                |                     |                   |                           |                       |                      |                    |          |                             |
|  |   | O                    |           |                    |             |                     |                                |                     |                   |                           |                       |                      |                    |          |                             |
| B. TOTAL                                       |   |                      |           |                    |             |                     |                                |                     |                   |                           |                       |                      |                    |          |                             |
| TOTAL DISPOSITIONS                             |   |                      |           |                    |             |                     |                                |                     |                   |                           |                       |                      |                    |          |                             |
| D. PETITIONS FOR WRIT OF CERT.                 |   | End of Last Period   | Filed     | Closed             | Now Pending |                     |                                |                     |                   |                           |                       |                      |                    |          |                             |
| E. NUMBER OF CASES CLOSED UNDER LESSER OFFENSE |   |                      |           |                    |             |                     |                                |                     |                   |                           |                       |                      |                    |          |                             |

DEFENDER ORGANIZATION REPORT ANNUAL REPORT JS 50 REV. 7/77

10/1/77-9/30/78 WDMo-Kansas City MO866 Federal Public Defender COMMUNITY DISTRICT

| OFFENSE CLASS                 | CODE NO. | NUMBER OF CASES        |             |                 |            |              | Hours in Court on Closed Cases |
|-------------------------------|----------|------------------------|-------------|-----------------|------------|--------------|--------------------------------|
|                               |          | (1) End of Last Period | (2) Present | (3) In Progress | (4) Closed | (5) Now Open |                                |
| HOMICIDE                      | 01       | 3                      |             | 3               | 0          | 38.5         |                                |
| ROBBERY                       | 11       | 3                      | 7           | 1               | 9          | 69.0         |                                |
| ASSAULT                       | 14       | 1                      |             | 1               | 0          | 3.5          |                                |
| BURGLARY                      | 21       |                        |             | 1               | 0          |              |                                |
| LARCENY & THEFT               | 32       | 2                      | 8           | 1               | 11         | 24.75        |                                |
| EMBEZZLEMENT                  | 41       | 1                      | 6           | 7               | 0          | 17.75        |                                |
| FRAUD                         | 46       | 1                      | 5           | 5               | 1          | 30.25        |                                |
| AUTO                          | 51       | 3                      | 20          | 21              | 2          | 60.0         |                                |
| FORGERY & COUNTERFEITING      | 56       | 1                      | 7           | 8               | 0          | 15.5         |                                |
| SEX OFFENSES                  | 61       |                        |             |                 |            |              |                                |
| DRUG OFFENSES                 | 65       | 1                      | 2           | 3               | 0          | 12.0         |                                |
| MISC.                         | 71       |                        | 3           | 3               | 0          | 5.25         |                                |
| IMMIGRATION LAWS              | 87       |                        | 1           | 1               | 0          | 6.0          |                                |
| FED. STAT.                    | 97       |                        | 2           | 2               | 0          | 8.25         |                                |
| State Statutes (Not in Above) | S.S.     |                        |             |                 |            |              |                                |
| Petty Offenses                | P.O.     | 1                      |             | 1               | 0          | 1.0          |                                |

| CRIMINAL DEFENDANTS REPRESENTED | A. TOTAL  |    |     |   |     |    |       |
|---------------------------------|-----------|----|-----|---|-----|----|-------|
|                                 | ADULTS    | 36 | 192 | 5 | 214 | 19 | 762.0 |
|                                 | JUVENILES | 0  | 0   | 0 | 0   | 0  | 0     |

| B OTHER REPRESENTATIONS           | NUMBER OF CASES |     |      |     |      | Hours |
|-----------------------------------|-----------------|-----|------|-----|------|-------|
|                                   | 1               | 2   | 3    | 4   | 5    |       |
| Court of Appeals:                 |                 |     |      |     |      |       |
| Trial Disposition                 | TD              | 7   | 12   | 15  | 4    | 17.0  |
| Other Matters                     | GA              | 6   | 7    | 10  | 3    | 10.0  |
| Appeal-Magistrate Decision        | APM             |     |      |     |      |       |
| Supreme Court (cert. granted)     | SC              |     |      |     |      |       |
| Motion Attacking Sent. (2255)     | MA              |     | 4    | 2   | 2    | 1.5   |
| Motion to Correct or Reduce (R35) | MC              | 3   | 37   | 35  | 5    |       |
| Habeas Corpus                     | HC              | 74  | 203  | 1   | 246  | 32    |
| Court Directed Prisoner Repr.     | CD              | 15  | 60   | 2   | 73   | 4     |
| Bail/Prisentment                  | BP              |     |      | 1   | 0    | 1.5   |
| Witness                           | W               |     | 1    | 1   | 0    |       |
| Probation Revocation              | PR              | 6   | 26   | 1   | 31   | 2     |
| Parole Revocation                 | PA              | 5   | 40   | 40  | 5    | 45.75 |
| NARA - Title III (civil)          | NA              |     |      |     |      |       |
| Other (Explain)                   | O               |     |      |     |      |       |
| Criminal Contempt                 | C               |     | 1    | 1   | 0    | 1.0   |
| MCD                               | M               |     | 853  | 853 | 0    |       |
| B. TOTAL                          |                 | 116 | 1245 | 4   | 1308 | 57    |

| C DISPOSITIONS                                       |                           | Cases |  | Hours in Court |
|--|---------------------------|-------|--|----------------|
| 1. MAGISTRATE TRIAL                                  |                           |       |  |                |
| GUilty   | On Plea                   | 1     |  | 1.5            |
|  | After Trial               | 2     |  | 5.25           |
|  | Nolo Cont.                |       |  |                |
| NOT GUILTY   |                           | 7     |  | 3.5            |
| DISMISSAL  |                           |       |  |                |
| 2. DISTRICT COURT                                    |                           |       |  |                |
| GUilty   | On Plea                   | 115   |  | 260.75         |
|  | Nolo Contendere           | 1     |  | 2.0            |
|  | After Trial               | 8     |  | 186.25         |
|  | Jury                      |       |  |                |
|  | Court                     | 2     |  | 11.75          |
| NOT GUILTY   |                           | 6     |  | 180.25         |
| DISMISSAL OF   |                           |       |  |                |
|  | Judgment of Acquittal     | 4     |  | 2.75           |
|  | Complaint                 | 14    |  | 28.0           |
|  | Indictment                |       |  |                |
|  | Information               |       |  |                |
|  | Removed on Rule 40        | 21    |  | 17.75          |
|  | Out on Rule 20            |       |  |                |
|  | Change of Venue (Rule 21) |       |  |                |
| CASE TRANSFERRED                                     |                           |       |  |                |
| PRETRIAL DIVERSION                                   |                           |       |  |                |
|  | Type I                    | 10    |  |                |
|  | Type II                   | 2     |  | 4.0            |
| NEW TRIAL  |                           | 2     |  | 35.0           |
| 3. APPEALS DISTRICT COURT                            |                           |       |  |                |
|  | Affirmed                  |       |  |                |
|  | Reversed                  |       |  |                |
|  | Remanded                  |       |  |                |
|  | Dismissed                 |       |  |                |
| COURT OF APPEALS                                     |                           |       |  |                |
|  | Affirmed                  | 19    |  | 18.75          |
|  | Reversed                  | 2     |  | 5.0            |
|  | Remanded                  | 1     |  | 3.25           |
|  | Dismissed                 |       |  |                |
| By Client  |                           |       |  |                |
| By U.S.  |                           |       |  |                |
| By Client  |                           |       |  |                |
| By U.S.  |                           |       |  |                |
| By Client  |                           |       |  |                |
| By U.S.  |                           |       |  |                |
| By Client  |                           |       |  |                |
| By U.S.  |                           |       |  |                |
| MAN-DAMUS  |                           |       |  |                |
|  | Granted                   |       |  |                |
|  | Denied                    |       |  |                |
|  | Dismissed                 |       |  |                |
| By Client  |                           |       |  |                |
| By U.S.  |                           |       |  |                |
| By Client  |                           |       |  |                |
| By U.S.  |                           |       |  |                |
| 4. PROBATION & PAROLE                                |                           |       |  |                |
|  | Revoked                   | 23    |  | 40.75          |
|  | Restored                  | 6     |  | 5.5            |
|  | Terminated                | 1     |  | .5             |
|  | Revoked                   | 24    |  | 31.75          |
|  | Restored                  | 9     |  | 5.5            |
|  | Terminated                | 1     |  | 1.0            |
|  | Ref. To Institution       | 4     |  | 7.5            |
| 5. PRISONER MATTERS                                  |                           |       |  |                |
|  | Granted                   | 38    |  | 19.5           |
|  | Denied                    | 9     |  | 8.0            |
| HABEAS CORPUS  |                           |       |  |                |
|  | Dismissed                 | 196   |  | 75.0           |
| SENTENCE   |                           |       |  |                |
|  | Granted                   | 5     |  |                |
|  | Denied                    | 27    |  | 1.5            |
| MOTION (2255, Rule 35)                               |                           |       |  |                |
|  | Dismissed                 | 4     |  |                |
| 6. COUNSEL RE-LIEVED                                 |                           |       |  |                |
|  | Appointed                 | 12    |  | 9.75           |
|  | Substitute                | 10    |  | 1.0            |
|  | Retained                  | 2     |  | 7.5            |
|  | Def. Waived Counsel       | 2     |  | 3.0            |
|  | Failure To Appear         | 1     |  | 3.0            |
| 7. MISC. COMMITTED 18 U.S.C. 4246                    |                           |       |  |                |
|  | NARA III COMMITMENT       | 1     |  | 2.0            |
| 8. OTHER SERVICES COMPLETED (Specify) RC, PA, CD, MC |                           |       |  |                |
|  | MCD                       | 76    |  | 4.0            |
|  | Criminal Contempt         | 1     |  | 1.0            |
|  | BP                        | 1     |  | 1.5            |
| TOTAL DISPOSITIONS                                   |                           | 522   |  | 992.0          |
| D. PETITIONS FOR WRIT OF CERT.                       |                           |       |  |                |
|  | End of Last Period        | 4     |  |                |
|  | Filed                     | 2     |  |                |
|  | Closed                    |       |  |                |
|  | Now Pending               |       |  | 1              |
| E. NUMBER OF CASES CLOSED UNDER LESSER OFFENSE       |                           |       |  |                |









DEFENDER ORGANIZATION REPORT JS-50 REV. 7/77

MONTH/YR: Yearly/1978 DISTRICT OR LOCATION: Cleveland, Ohio JUDGE NO: 0647 ORGANIZATION REPORTING: Northern District of Ohio FILED FOR DEFENSE COMMUNITY DISTRICT

Table A: CRIMINAL DEFENDANT CASES. Columns: Offense Class, Code No., (1) Filed Last Period, (2) Unopened, (3) He. opened, (4) (closed), (5) Now Pending, (6) Hours in Court on Closed Cases. Rows include Homicide, Robbery, Assault, Burglary, Larceny, Theft, Embezzlement, Fraud, Auto Forgery, Counterfeiting, Sex Offenses, Drug Offenses, Misc., Immigration Laws, Liquor, Internal Revenue, Fed. Stat., State Statutes, Petty Offenses.

Table B: CRIMINAL DEFENDANT REPRESENTED. Columns: A. TOTAL, ADULTS, JUVENILES. Rows: CHIMINAL DEFENDANTS REPRESENTED.

Table C: OTHER DEFENDANT MATTERS. Columns: 1, 2, 3, 4, 5, Hours. Rows: Court of Appeals (Trial Disposition, Other Matters), Appeal - Magistrate Decision, Supreme Court (cert. granted), Motion Attacking Sent. (2255), Motion to Correct or Reduce (R35), Habeas Corpus, Court Directed Prisoner Repr., Bail/Resentment, Witness, Probation Revocation, Parole Revocation, NARA - Title III (civil), Other (Explain).

Table D: PETITIONS FOR WRIT OF CERT. AND Table E: NUMBER OF CASES CLOSED UNDER LESSE OFFENSE. Table D: Dispositions (1. MAGISTRATE TRIAL, 2. DISTRICT COURT, 3. APPEALS DISTRICT COURT, COURT OF APPEALS, SUPREME COURT, MAN. DAMUS, 4. PROBATION & PAROLE, 6. PRISONER MATTERS, HABEAS CORPUS, SENTENCE MOTION (2255, Rule 35), v. COUNSEL RE. LIEVED, 7. MISC., 8. OTHER SERVICES COMPLETED), Cases, Hours in Court. Table E: D. PETITIONS FOR WRIT OF CERT. (End of Last Period, Filed, Closed, Now Pending), E. NUMBER OF CASES CLOSED UNDER LESSE OFFENSE.

Mailed to: Statistical Analysis & Reports Branch, DIS; Administrative Office of the U.S. Courts, Washington, D.C. 20544

Prepared By: [Signature] Audrey L. Brown





DEFENDER ORGANIZATION REPORT JS 50 REV. 7/77

MONTHLY: FY78 Cumulative DISTRICT OR TERRITORY: South Carolina CASE NO: 0420-3 ORGANIZATION REPORTING: FLD PUB OFF & COMMUNITY DEF

Table A: CRIMINAL DEFENDANT CASES. Columns: OFFENSE CLASS, CODE NO., 1, 2, 3, 4, 5, Hours in Court on Closed Case. Rows include HOMICIDE, ROBBERY, ASSAULT, BURGLARY, LARCENY & THEFT, EMBEZZLEMENT, FRAUD, AUTO FORGERY & COUNTERFEITING, SEX OFFENSES, DRUG OFFENSES, MISC., Immigration Laws, Liquor, Internal Revenue, FED STAT., and State Statutes (Not in Above) Petty Offenses.

Table B: CRIMINAL DEFENDANTS REPRESENTED. Columns: A. TOTAL, ADULTS, JUVENILES, 1, 2, 3, 4, 5, Hours. Rows: ADULTS, JUVENILES.

Table C: OTHER REPRESENTATIONS. Columns: 1, 2, 3, 4, 5, Hours. Rows: Court of Appeals (Trial Disposition, Other Matters), Appeal Magistrate Decision, Supreme Court Cert. granted, Motion Attacking Sent. (2255), Motion to Correct or Reduce (R35), Habeas Corpus, Court Directed Prisoner Repr., Bail/Presentment, Witness, Probation Revocation, Parole Revocation, NARA I-III (civil), Other (Explain).

Table D: DISPOSITIONS. Columns: 1. MAGISTRATE TRIAL, 2. DISTRICT COURT, 3. APPEALS DISTRICT COURT, COURT OF APPEALS, SUPREME COURT, MAN-DAMUS, 4. PROBATION & PAROLE, 5. PRISONER MATTERS, HABEAS CORPUS SENTENCE MOTION (2255, Rule 35), 6. COUNSEL RELIEVED, 7. MISC., 8. OTHER SERVICES COMPLETED. Includes sub-columns for Guilty, Not Guilty, Dismissal, etc., and a final row for TOTAL DISPOSITIONS (184 cases, 954.50 hours).

DEFENDER ORGANIZATION REPORT JS-50 REV. 7/77

MONTHLY SUMMARY REPORT FEDERAL OFFICE OF DEFENSE Nashville, TN MD CODE NO 0650-3 ORGANIZATION REPORTING Federal Public Defender F.D. PUBLIC DEFENDER COMMUNITY DISTRICT 1

| A CRIMINAL DEFENDANT CASES    |                      | NUMBER OF CASES |          |            |            |         | Hours in Court on Closed Cases |
|-------------------------------|----------------------|-----------------|----------|------------|------------|---------|--------------------------------|
| OFFENSE CLASS                 | CODE NO.             | 1 (Open)        | 2 (Open) | 3 (Closed) | 4 (Closed) | 5 (New) |                                |
| HOMICIDE                      | Murder, 1st degree   |                 |          |            |            |         |                                |
|                               | Murder, 2nd degree   |                 |          |            |            |         |                                |
|                               | Manslaughter         |                 |          |            |            |         |                                |
|                               | Negligent Homicide   |                 |          |            |            |         |                                |
| ROBBERY                       | Bank                 |                 |          |            |            |         |                                |
|                               | Postal               |                 |          |            |            |         |                                |
|                               | Other                |                 |          |            |            |         |                                |
| ASSAULT                       | Bank                 |                 |          |            |            |         |                                |
|                               | Postal               |                 |          |            |            |         |                                |
|                               | Other                |                 |          |            |            |         |                                |
| BURGLARY                      | Bank                 |                 |          |            |            |         |                                |
|                               | Postal               |                 |          |            |            |         |                                |
|                               | Interstate Com.      |                 |          |            |            |         |                                |
|                               | Other                |                 |          |            |            |         |                                |
| LARCENY & THEFT               | Bank                 |                 |          |            |            |         |                                |
|                               | Postal               |                 |          |            |            |         |                                |
|                               | Interstate Com.      |                 |          |            |            |         |                                |
|                               | U.S. Property        |                 |          |            |            |         |                                |
| EMBEZZLEMENT                  | Bank                 |                 |          |            |            |         |                                |
|                               | Postal               |                 |          |            |            |         |                                |
|                               | Other                |                 |          |            |            |         |                                |
|                               | Income Tax           |                 |          |            |            |         |                                |
| FRAUD                         | Lending Inst.        |                 |          |            |            |         |                                |
|                               | Postal & Wire        |                 |          |            |            |         |                                |
|                               | Veterans & Allot.    |                 |          |            |            |         |                                |
|                               | Other Fraud          |                 |          |            |            |         |                                |
| AUTO                          | Vehicle Theft        |                 |          |            |            |         |                                |
|                               | Transp. Forg. Sec.   |                 |          |            |            |         |                                |
|                               | Postal Forgery       |                 |          |            |            |         |                                |
| FORGERY & COUNTERFEITING      | Other Forgery        |                 |          |            |            |         |                                |
|                               | Counterfeiting       |                 |          |            |            |         |                                |
|                               | Rape                 |                 |          |            |            |         |                                |
| SEX OFFENSES                  | White Slave & Aliens |                 |          |            |            |         |                                |
|                               | Other                |                 |          |            |            |         |                                |
|                               | DRUG OFFENSES        | Marihuana       |          |            |            |         |                                |
| Narcotics                     |                      |                 |          |            |            |         |                                |
| Controlled Substances         |                      |                 |          |            |            |         |                                |
| MISC.                         | Bribery              |                 |          |            |            |         |                                |
|                               | Traffic              |                 |          |            |            |         |                                |
|                               | Escape               |                 |          |            |            |         |                                |
|                               | Extortion & Rackets  |                 |          |            |            |         |                                |
|                               | Gambling & Lottery   |                 |          |            |            |         |                                |
|                               | Kidnapping           |                 |          |            |            |         |                                |
|                               | Perjury              |                 |          |            |            |         |                                |
| Weapons                       |                      |                 |          |            |            |         |                                |
| Other                         |                      |                 |          |            |            |         |                                |
| Immigration Laws              |                      |                 |          |            |            |         |                                |
| Liquor, Internal Revenue      | Agriculture          |                 |          |            |            |         |                                |
|                               | Antitrust            |                 |          |            |            |         |                                |
|                               | Fair Lab. Std.       |                 |          |            |            |         |                                |
|                               | Food/Drug            |                 |          |            |            |         |                                |
|                               | Migr. Bird           |                 |          |            |            |         |                                |
|                               | Motor Carr.          |                 |          |            |            |         |                                |
|                               | Nat'l Defense        |                 |          |            |            |         |                                |
|                               | Obscene Mail         |                 |          |            |            |         |                                |
|                               | Other                |                 |          |            |            |         |                                |
| FED. STAT.                    | Misc. Other          |                 |          |            |            |         |                                |
|                               | Civil Rights         |                 |          |            |            |         |                                |
| State Statutes (Not in Above) | S.S.                 |                 |          |            |            |         |                                |
| Petty Offenses                | P.O.                 |                 |          |            |            |         |                                |

| C DISPOSITIONS                                 |                                   |                 | Hours in Court |
|--|-----------------------------------|-----------------|----------------|
| 1. MAGISTRATE TRIAL                            | On Plea                           | CASES           |                |
|  | GUILITY                           | 2               | 2.00           |
|  | After Trial                       |                 |                |
|  | Nolo Cont.                        |                 |                |
|  | NOT GUILITY                       | 1               | 1.50           |
| 2. DISTRICT COURT                              | On Plea                           | GUILITY         | 15 23.00       |
|  |                                   | Nolo Contendere |                |
|  | After Trial                       | Jury            | 1 20.00        |
|  |                                   | Court           |                |
| NOT GUILITY                                    | After Trial                       | Jury            |                |
|  |                                   | Court           |                |
|  | Judgment of Acquittal             |                 |                |
|  | Complaint                         | 2 75            |                |
|  | Indictment                        | 1 25            |                |
|  | Information                       | 2 25            |                |
|  | Removed on Rule 40                |                 |                |
| CASE TRANSFERRED                               | Out on Rule 20                    |                 |                |
|  | Change of Venue (Rule 21)         | 1 1 25          |                |
|  | Type I                            | 3 0             |                |
| PRETRIAL DIVERSION                             | Type II                           | 3 3 25          |                |
|  | NEW TRIAL                         | 1 7.50          |                |
| 3. APPEALS DISTRICT COURT                      | Affirmed                          |                 |                |
|  | Reversed                          |                 |                |
|  | Remanded                          |                 |                |
|  | Dismissed                         |                 |                |
| COURT OF APPEALS                               | By Client                         | Affirmed        |                |
|  |                                   | Reversed        |                |
|  |                                   | Dismissed       |                |
|  | By U.S.                           | Affirmed        |                |
|  |                                   | Reversed        |                |
|  |                                   | Dismissed       |                |
| SUPREME COURT                                  | By Client                         | Affirmed        |                |
|  |                                   | Dismissed       |                |
|  | By U.S.                           | Affirmed        |                |
| MAN-DAMUS                                      | By Client                         | Granted         |                |
|  |                                   | Denied          |                |
|  | By U.S.                           | Granted         |                |
|  | Denied                            |                 |                |
| 4. PROBATION & PAROLE                          | Revoked                           | 3 2.00          |                |
|  | Restored                          |                 |                |
|  | Terminated                        |                 |                |
|  | Revoked                           |                 |                |
| 5. PRISONER MATTERS                            | Granted                           |                 |                |
|  | Denied                            |                 |                |
|  | HABEAS CORPUS                     | Dismissed       |                |
| SENTENCE MOTION (2255, Rule 35)                | Granted                           |                 |                |
|  | Denied                            |                 |                |
| 6. COUNSEL RE-LIEVED                           | Appointed                         | 1 50            |                |
|  | Substitute                        | 2 2.00          |                |
| 7. MISC.                                       | Retained                          |                 |                |
|  | Def. Waived Counsel               |                 |                |
| 8. OTHER SERVICES COMPLETED                    | Failure To Appear                 |                 |                |
|  | Committed 18 U.S.C. 4246          |                 |                |
| 9. OTHER SERVICES COMPLETED (Specify)          | NARA III COMMITMENT               |                 |                |
|  | Removal                           | 1 1.25          |                |
|  | Material Witness                  | 1 50            |                |
|  | Deft returned to district of Ind. | 1 25            |                |
| TOTAL DISPOSITIONS                             | 41                                | 56.25           |                |
| D. PETITIONS FOR WRIT OF CERT.                 | End of Last Petition              | Filed           |                |
|  |                                   | Closed          |                |
|  | Now pending                       | Filed           |                |
|  |                                   | Closed          |                |
| E. NUMBER OF CASES CLOSED UNDER LESSER OFFENSE | 15                                |                 |                |

\* Opened and closed one case as 57 but should have been 58.

\*\* Defendant returned to district of indictment for trial. Was arrested here, but after review of facts with Federal Public Defencer, it was felt defendant should stand trial in district of indictment rather than Rule 20 case to this district.

\*\*\* Appointed to represent client who resides in Middle District of Tennessee, but United States Attorney has agreed to let another district bring charges after details are worked out in this district.

DEFENDER ORGANIZATION REPORT JS-50 REV. 7/77

MONTHLY: 1977 - DISTRICT JURISDICTION: FEDERAL CODE NO. ORGANIZATION REPORTING: FEDERAL PUBLIC DEFENDER DIST. PUBL. OFF. & COMMUNITY DEF. L.J.

Main data table with columns: OFFENSE CLASS, CODE NO., NUMBER OF CASES (1-5), Hours in Court. Includes sections for CRIMINAL DEFENDANTS REPRESENTED, COURT OF APPEALS, PROBATION, etc.



DEFENDER ORGANIZATION REPORT JS 50 REV. 7/77

MONTH/YR FY78 OCT. 77-SEPT. 78 DISTRICT OR LOCATION Texas, Southern CODE NO 0541 ORGANIZATION REPORTING COMMUNITY DISTRICT XX

| A CRIMINAL DEFENDANT CASES               |          | NUMBER OF CASES         |          |          |          |          | C DISPOSITIONS                 |                |
|--|----------|-------------------------|----------|----------|----------|----------|--------------------------------|----------------|
| OFFENSE CLASS                            | CODE NO. | 1<br>1st of Last Period | 2<br>2nd | 3<br>3rd | 4<br>4th | 5<br>5th | Hours in Court on Closed Cases | Hours in Court |
| <b>HOMICIDE</b>                          | 01       | 1                       |          |          | 1        |          | 12.00                          |                |
| ● Murder, 1st degree                     | 02       |                         |          |          |          |          |                                |                |
| ● Murder, 2nd degree                     | 03       |                         |          |          |          |          |                                |                |
| ● Manslaughter                           | 031      |                         |          |          |          |          |                                |                |
| ● Negligent Homicide                     |          |                         |          |          |          |          |                                |                |
| <b>ROBBERY</b>                           | 11       | 2                       | 5        |          | 6        | 1        | 17.00                          |                |
| ● Bank                                   | 12       |                         |          |          |          |          |                                |                |
| ● Postal                                 | 14       |                         |          |          |          |          |                                |                |
| ● Other                                  |          |                         |          |          |          |          |                                |                |
| <b>ASSAULT</b>                           | 15       | 2                       | 2        |          | 4        |          | 7.75                           |                |
| ● Assault                                | 21       |                         |          |          |          |          |                                |                |
| ● Bank                                   | 22       |                         |          |          |          |          |                                |                |
| ● Postal                                 | 23       |                         |          |          |          |          |                                |                |
| ● Interstate Cum.                        | 24       |                         |          |          |          |          |                                |                |
| ● Other                                  |          |                         |          |          |          |          |                                |                |
| <b>BURGLARY</b>                          | 31       |                         | 1        |          | 1        |          | 1.50                           |                |
| ● Bank                                   | 32       |                         | 2        |          | 1        | 1        | 1.00                           |                |
| ● Postal                                 | 33       | 2                       | 11       |          | 12       | 1        | 12.75                          |                |
| ● Interstate Cum.                        | 34       |                         |          |          |          |          |                                |                |
| ● Other                                  |          |                         |          |          |          |          |                                |                |
| <b>LARCENY &amp; THEFT</b>               | 36       |                         | 1        |          | 1        |          | .50                            |                |
| ● U.S. Property                          | 37       |                         |          |          |          |          |                                |                |
| ● Transp. Stolen Prop                    | 38       |                         |          |          |          |          |                                |                |
| ● Other - Felony                         |          |                         |          |          |          |          |                                |                |
| ● Other - Misd.                          |          |                         |          |          |          |          |                                |                |
| <b>EMBEZZLEMENT</b>                      | 41       | 1                       | 8        |          | 8        | 1        | 21.00                          |                |
| ● Bank                                   | 42       |                         | 1        |          | 1        |          | 1.00                           |                |
| ● Postal                                 | 43       |                         | 2        |          | 2        |          | 1.25                           |                |
| ● Other                                  |          |                         |          |          |          |          |                                |                |
| <b>FRAUD</b>                             | 45       |                         | 5        |          | 5        |          | 20.00                          |                |
| ● Income Tax                             | 46       |                         | 4        |          | 2        | 2        | 0                              |                |
| ● Lending Inst.                          | 47       | 2                       | 3        |          | 3        | 2        | 2.00                           |                |
| ● Postal & Wire                          | 48       |                         |          |          |          |          |                                |                |
| ● Veterans & Allot.                      | 49       | 3                       | 165      |          | 159      | 9        | 156.50                         |                |
| ● Other Fraud                            | 51       |                         | 7        |          | 6        | 1        | 11.75                          |                |
| <b>AUTO FORGERY &amp; COUNTERFEITING</b> | 55       |                         | 2        |          | 2        |          | .25                            |                |
| ● Transp. Forg. Sec.                     | 56       |                         | 2        |          | 2        |          | .25                            |                |
| ● Postal Forgery                         | 57       | 2                       | 15       |          | 14       | 3        | 14.75                          |                |
| ● Other Forgery                          | 58       | 2                       | 3        |          | 5        |          | 5.50                           |                |
| ● Counterfeiting                         |          |                         |          |          |          |          |                                |                |
| <b>SEX OFFENSES</b>                      | 61       |                         |          |          |          |          |                                |                |
| ● Rape                                   | 62       |                         |          |          |          |          |                                |                |
| ● White Slave & Aliens                   | 63       |                         |          |          |          |          |                                |                |
| ● Other                                  |          |                         |          |          |          |          |                                |                |
| <b>DRUG OFFENSES</b>                     | 65       | 15                      | 71       | 1        | 77       | 10       | 132.00                         |                |
| ● Marihuana                              | 67       | 9                       | 25       | 1        | 30       | 5        | 80.50                          |                |
| ● Narcotics                              | 68       |                         | 8        |          | 8        |          | 6.75                           |                |
| ● Controlled Substances                  |          |                         |          |          |          |          |                                |                |
| <b>MISC.</b>                             | 71       |                         |          |          |          |          |                                |                |
| ● Bribery                                | 72       |                         |          |          |          |          |                                |                |
| ● Traffic                                | 73       | 1                       | 19       | 1        | 19       | 2        | 14.50                          |                |
| ● Escape                                 | 74       | 1                       | 2        |          | 3        |          | 3.25                           |                |
| ● Extortion & Rackets                    | 75       |                         |          |          |          |          |                                |                |
| ● Gambling & Lottery                     | 76       |                         | 2        |          | 1        | 1        | .50                            |                |
| ● Kidnapping                             | 77       |                         | 2        |          | 2        |          | 1.00                           |                |
| ● Perjury                                | 78       | 3                       | 28       |          | 26       | 5        | 28.00                          |                |
| ● Weapons                                | 79       |                         |          |          |          |          |                                |                |
| ● Other                                  |          |                         |          |          |          |          |                                |                |
| <b>Immigration Laws</b>                  | 87       | 13                      | 249      | 2        | 240      | 24       | 183.75                         |                |
| <b>Liquor, Internal Revenue</b>          | 89       |                         |          |          |          |          |                                |                |
| ● Agriculture                            | 91       |                         |          |          |          |          |                                |                |
| ● Antitrust                              | 92       |                         |          |          |          |          |                                |                |
| ● Fair Lab. Std.                         | 93       |                         |          |          |          |          |                                |                |
| ● Food/Drug                              | 94       |                         |          |          |          |          |                                |                |
| ● Migr. Bird                             | 95       |                         |          |          |          |          |                                |                |
| ● Motor Carr.                            | 96       |                         |          |          |          |          |                                |                |
| ● Nat'l Defense                          | 97       |                         |          |          |          |          |                                |                |
| ● Obscene Mail                           | 98       |                         |          |          |          |          |                                |                |
| ● Other                                  | 99       | 3                       | 6        |          | 7        | 2        | 4.50                           |                |
| ● Misc. Other                            | 999      |                         |          |          |          |          |                                |                |
| ● Civil Rights                           | 99x      |                         |          |          |          |          |                                |                |
| <b>State Statutes (Not in Above)</b>     |          |                         |          |          |          |          |                                |                |
| <b>Petty Offenses</b>                    | P.O.     | 1                       | 31       |          | 31       | 1        | 13.25                          |                |

| CRIMINAL DEFENDANTS REPRESENTED | A. TOTAL | 63 | 681 | 5 | 676 | 73 | 753.50 |
|---------------------------------|----------|----|-----|---|-----|----|--------|
| ADULTS                          |          | 63 | 675 | 5 | 672 | 71 | 752.50 |
| JUVENILES                       |          | 0  | 6   | 0 | 4   | 2  | 1.00   |

| B OTHER REPRESENTATIONS           |     | 1  | 2   | 3 | 4   | 5  | Hours  |
|-----------------------------------|-----|----|-----|---|-----|----|--------|
| <b>Court of Appeals:</b>          | TD  | 9  | 10  |   | 8   | 11 | 2.00   |
| Trial Disposition                 | CA  | 1  | 4   |   | 1   | 4  | 0      |
| Other Matters                     | APM | 1  |     |   | 1   |    | 0      |
| Appeal - Magistrate Decision      | SC  |    |     |   |     |    |        |
| Supreme Court Cert. granted       | MA  | 1  | 2   |   | 2   | 1  | 1.00   |
| Motion Attacking Sent. (2255)     | MC  | 3  | 11  |   | 13  | 1  | .50    |
| Motion to Correct or Reduce (R35) | HC  | 12 | 4   |   | 10  | 6  | 17.25  |
| Habeas Corpus                     | CD  |    |     |   |     |    |        |
| Court Directed Prisoner Repr.     | BP  |    |     |   |     |    |        |
| Bail/Prearrest                    | W   |    | 7   |   | 2   | 5  | 0      |
| Witness                           | PR  | 4  | 69  | 2 | 72  | 3  | 53.75  |
| Probation Revocation              | PA  | 1  | 1   |   | 2   |    | 1.50   |
| Parole Revocation                 | NA  |    |     |   |     |    |        |
| NARA - Title III (civil)          | O   |    | 79  |   | 76  | 3  | 20.75  |
| Other (Explain)                   | O   |    | 142 |   | 142 |    | 41.25  |
| Mex Treaty-Mex National           | O   |    | 8   |   |     | 8  |        |
| Mex Treaty-U.S. National          | O   |    |     |   |     |    |        |
| Canadian Treaty-Cnd'n Nat'l       | O   |    |     |   |     |    |        |
| <b>B. TOTAL</b>                   |     | 32 | 337 | 2 | 329 | 42 | 138.00 |

| D. PETITIONS FOR WRIT OF CERT. |  | End of Last Period | Filed | Closed | Now Pending |
|--------------------------------|--|--------------------|-------|--------|-------------|
|                                |  | 3                  | 3     | 6      | 0           |

| E. NUMBER OF CASES CLOSED UNDER LESSER OFFENSE |  | 1 | 2 | 3 | 4 | 5 | Hours |
|--|--|---|---|---|---|---|-------|
|  |  |   |   |   |   |   |       |

DEFENDER ORGANIZATION REPORT JS-50 REV. 7/77

Annual Summary Report
MONTH/YR: 10/77 - 9/78
OFFICE LOCATION: Texas/Western
CASE NO: 0542-5
ORGANIZATION REPORTING:
FILE NO. OF THIS COMMUNITY CASE: 11

Main data table with 5 columns: 1. NUMBER OF CASES (Opened, Closed, Now Pending, Hours in Court on Closed Cases), 2. CRIMINAL DEFENDANT CASES (Offense Class, Code No.), 3. DISPOSITIONS (Magistrate Trial, District Court, Appeals, etc.), 4. B. TOTAL, 5. E. NUMBER OF CASES CLOSED UNDER LESSE OFFENSE.

**DEFENDER ORGANIZATION REPORT JS-50 REV. 7/77**

MONTHLY: **Oct. 77** DISTRICT OR LOCATION: **VIRGIN ISLANDS** CASE NO.: **0391** ORGANIZATION REPORTING: **FEDERAL PUBLIC DEFENDER** FEDERAL OFFICE & COMMUNITY OFFICE: **COMMUNITY OFFICE**

**A CRIMINAL DEFENDANT CASES**

| OFFENSE CLASS                 | CODE NO. | NUMBER OF CASES         |            |              |            |               | Hours in Court on Closed Cases |
|-------------------------------|----------|-------------------------|------------|--------------|------------|---------------|--------------------------------|
|                               |          | 1 (Indict. Last Period) | 2 (Opened) | 3 (Reopened) | 4 (Closed) | 5 (New Cases) |                                |
| HOMICIDE                      | 01       | 1                       | 5          |              | 4          | 2             | 44                             |
|                               | 02       |                         | 1          |              |            | 1             |                                |
|                               | 03       |                         |            |              |            |               |                                |
| ROBBERY                       | 11       |                         | 1          |              | 1          | 1             |                                |
|                               | 12       |                         |            |              |            |               |                                |
|                               | 14       |                         | 43         |              | 30         | 13            | 149.5                          |
| ASSAULT                       | 15       | 7                       | 35         | 1            | 30         | 13            | 191.5                          |
|                               | 21       |                         |            |              |            |               |                                |
| BURGLARY                      | 22       |                         |            |              |            |               |                                |
|                               | 23       |                         |            |              |            |               |                                |
|                               | 24       | 6                       | 47         | 1            | 36         | 18            | 104.5                          |
| LARCENY & THEFT               | 31       |                         |            |              |            |               |                                |
|                               | 32       |                         |            |              |            |               |                                |
|                               | 33       |                         |            |              |            |               |                                |
|                               | 34       |                         | 1          |              | 1          | 1             |                                |
| EMBEZZLEMENT                  | 36       | 4                       | 34         |              | 23         | 15            | 54.5                           |
|                               | 37       |                         | 1          |              | 1          | 1             |                                |
|                               | 38       |                         | 3          |              | 3          | 17            |                                |
| FRAUD                         | 41       |                         | 10         |              | 7          | 4             | 30                             |
|                               | 42       |                         |            |              |            |               |                                |
|                               | 43       |                         |            |              |            |               |                                |
|                               | 44       |                         |            |              |            |               |                                |
|                               | 45       |                         |            |              |            |               |                                |
|                               | 46       |                         |            |              |            |               |                                |
| AUTO FORGERY & COUNTERFEITING | 47       | 4                       | 1          |              | 5          | 12            |                                |
|                               | 48       |                         |            |              |            |               |                                |
| SEX OFFENSES                  | 49       | 2                       | 7          |              | 8          | 1             | 18                             |
|                               | 50       |                         | 1          |              | 1          | 5             |                                |
|                               | 51       |                         |            |              |            |               |                                |
| DRUG OFFENSES                 | 52       |                         | 7          |              | 5          | 2             | 19                             |
|                               | 53       | 1                       | 8          |              | 6          | 3             | 37                             |
|                               | 54       |                         | 3          |              | 2          | 1             | 4                              |
| MISC.                         | 55       | 4                       | 28         |              | 18         | 14            | 60                             |
|                               | 56       | 1                       |            |              | 1          | 4             |                                |
|                               | 57       | 2                       | 7          |              | 7          | 2             | 29                             |
|                               | 58       |                         |            |              |            |               |                                |
|                               | 59       |                         | 8          |              | 7          | 1             | 14                             |
|                               | 60       |                         | 15         |              | 10         | 5             | 26                             |
|                               | 61       |                         | 1          |              | 1          | 6             |                                |
|                               | 62       | 1                       | 1          |              | 1          | 1             | 3                              |
|                               | 63       |                         | 3          |              | 2          | 1             | 9                              |
| Immigration Laws              | 64       | 1                       | 20         |              | 13         | 8             | 39                             |
|                               | 65       | 2                       | 6          |              | 5          | 3             | 15                             |
|                               | 66       |                         | 18         |              | 15         | 3             | 53                             |
|                               | 67       |                         |            |              |            |               |                                |
|                               | 68       |                         |            |              |            |               |                                |
| FED. STAT.                    | 69       |                         |            |              |            |               |                                |
|                               | 70       |                         |            |              |            |               |                                |
|                               | 71       |                         |            |              |            |               |                                |
|                               | 72       |                         |            |              |            |               |                                |
|                               | 73       |                         |            |              |            |               |                                |
|                               | 74       |                         |            |              |            |               |                                |
|                               | 75       |                         |            |              |            |               |                                |
|                               | 76       |                         |            |              |            |               |                                |
|                               | 77       |                         |            |              |            |               |                                |
|                               | 78       |                         |            |              |            |               |                                |
| FED. STAT.                    | 79       |                         |            |              |            |               |                                |
|                               | 80       |                         |            |              |            |               |                                |
|                               | 81       |                         |            |              |            |               |                                |
|                               | 82       |                         |            |              |            |               |                                |
|                               | 83       |                         |            |              |            |               |                                |
|                               | 84       |                         |            |              |            |               |                                |
| State Statutes (Not in Above) | 85       |                         |            |              |            |               |                                |
|                               | 86       |                         |            |              |            |               |                                |
| Petty Offenses                | 87       |                         |            |              |            |               |                                |

|                                 |           |    |     |   |     |     |     |
|---------------------------------|-----------|----|-----|---|-----|-----|-----|
| CRIMINAL DEFENDANTS REPRESENTED | A. TOTAL  | 37 | 318 | 2 | 245 | 112 | 951 |
|                                 | ADULTS    | 37 | 318 | 2 | 245 | 112 | 951 |
|                                 | JUVENILES |    |     |   |     |     |     |

**B OTHER REPRESENTATIONS**

|                                   | 1   | 2 | 3  | 4 | 5  | Hours |    |
|-----------------------------------|-----|---|----|---|----|-------|----|
| Court of Appeals:                 |     |   |    |   |    |       |    |
| Trial Disposition                 | TD  | 5 | 20 |   | 12 | 13    | 12 |
| Other Matters                     | CA  |   |    |   |    |       |    |
| Appeal—Magistrate Decision        | APM |   |    |   |    |       |    |
| Supreme Court (cert. granted)     | SC  |   |    |   |    |       |    |
| Motion Attacking Sent. (2255)     | MA  |   | 1  |   |    | 1     |    |
| Motion to Correct or Reduce (R35) | MC  | 1 | 11 |   | 8  | 4     | 20 |
| Habeas Corpus                     | HC  |   |    |   |    |       |    |
| Court Directed Prisoner Heps.     | CD  |   | 2  |   |    | 2     |    |
| Bail/Presentment                  | BP  |   |    |   |    |       |    |
| Witness                           | W   |   | 1  |   |    | 1     |    |
| Probation Revocation              | PR  |   | 2  |   | 2  | 2     |    |
| Parole Revocation                 | PA  |   | 1  |   |    | 1     |    |
| MARA—Title III (civil)            | NA  |   |    |   |    |       |    |
| Other (Explain) Mental Hearing    | O   |   | 1  |   | 1  | 3     |    |
| Prisoner Matters                  | O   |   | 1  |   | 1  | 1     |    |
| Criminal Procedure                | O   |   | 1  |   | 1  | 3     |    |
| Parole Procedure                  | O   |   | 1  |   | 1  | 2     |    |
| Contempt Procedure                | O   |   | 1  |   | 1  | 1     |    |
| Civil Procedure                   | O   |   | 1  |   | 1  | 4     |    |
| B. TOTAL                          |     | 6 | 44 |   | 28 | 22    | 48 |

**C DISPOSITIONS**

|   | CASES      | Hours in Court |
|---|------------|----------------|
| <b>1. MAGISTRATE TRIAL</b>                            |            |                |
| GUilty  |            |                |
| NOT GUILTY  |            |                |
| <b>2. DISTRICT COURT</b>                              |            |                |
| GUilty  | 93         | 338            |
| NOT GUILTY  |            |                |
| DISMISSAL OF  | 15         | 18             |
| CASE TRANSFERRED                                      | 46         | 86             |
| PRETRIAL DIVERSION                                    | 1          | 23             |
| <b>3. APPEALS DISTRICT COURT</b>                      |            |                |
| COURT OF APPEALS                                      | 11         | 11             |
| SUPREME COURT   | 1          | 1              |
| MAN-DAMUS   |            |                |
| <b>4. PROBATION &amp; PAROLE</b>                      | 2          | 2              |
| <b>5. PRISONER MATTERS</b>                            | 3          | 6              |
| HABEAS CORPUS   |            |                |
| SENTENCE MOTION (2255, Rule 35)                       | 8          | 20             |
| <b>6. COUNSEL RE-LIEVED</b>                           | 45         | 45.5           |
| <b>7. MISC.</b>                                       | 9          | 10             |
| <b>8. OTHER SERVICES COMPLETED</b>                    |            |                |
| Removal Procedure                                     | 1          | 3              |
| Contempt Procedure                                    | 1          | 1              |
| Civil Contempt  | 1          | 4              |
| <b>TOTAL DISPOSITIONS</b>                             | <b>273</b> | <b>999</b>     |
| <b>D. PETITIONS FOR WRIT OF CERT.</b>                 |            |                |
| <b>E. NUMBER OF CASES CLOSED UNDER LESSER OFFENSE</b> |            |                |

DEFENDER ORGANIZATION REPORT JS-50 REV. 7/77

MONTH/YR: FY 1978 DISTRICT OR LOCATION: W.D. Washington CODE NO: 0981-2 ORGANIZATION REPORTING: Federal Public Defender FED. PUBLIC DEF. COMMUNITY DIST. 1 J

| A. CRIMINAL DEFENDANT CASES     |                               | NUMBER OF CASES                    |             |                    |             |                   |  | C. DISPOSITIONS   |                           |                           |           |        |        |
|---------------------------------|-------------------------------|------------------------------------|-------------|--------------------|-------------|-------------------|--|-------------------|---------------------------|---------------------------|-----------|--------|--------|
| OFFENSE CLASS                   | CODE NO.                      | 1<br>Final<br>of<br>Last<br>Period | 2<br>Opened | 3<br>Re-<br>opened | 4<br>Closed | 5<br>New<br>Heard | 6<br>Hours<br>in<br>Court<br>on<br>Closed<br>Cases | Cases             |                           |                           |           |        |        |
| HOMICIDE                        | • Murder, 1st degree          | 01                                 |             |                    |             |                   |  | GUILTY            | On Plea                   | 28                        | 29.25     |        |        |
|                                 | • Murder, 2nd degree          | 02                                 |             |                    |             |                   |  |                   | After Trial               |                           |           |        |        |
|                                 | • Manslaughter                | 03                                 |             | 1                  |             | 1                 | 2.25   |                   | Nolo Cont.                |                           |           |        |        |
| ROBBERY                         | • Bank                        | 11                                 |             |                    | 28          | 6                 | 88.25  | NOT GUILTY        |                           |                           |           |        |        |
|                                 | • Postal                      | 12                                 |             |                    |             |                   |  | DISMISSAL         |                           |                           |           |        |        |
|                                 | • Other                       | 14                                 | 1           | 1                  |             | 1                 | 1.0  | 2. DISTRICT COURT | On Plea                   | GUILTY                    | 126       | 211.25 |        |
| ASSAULT                         | • Assault                     | 15                                 | 3           | 8                  |             | 7                 | 4  |                   | 8.75                      | Nolo Contendere           |           |        |        |
|                                 | • Bank                        | 21                                 |             |                    |             |                   |  |                   |                           | After Trial               | July      | 12     | 222.00 |
| BURGLARY                        | • Postal                      | 22                                 |             |                    |             |                   |  |                   | Court                     | 18                        | 56.75     |        |        |
|                                 | • Interstate Com.             | 23                                 |             |                    |             |                   |  |                   | NOT GUILTY                |                           |           |        |        |
|                                 | • Other                       | 24                                 |             | 5                  |             | 4                 | 1  | 4.25              | After Trial               | July                      | 3         | 57.25  |        |
| LARCENY & THEFT                 | • Bank                        | 31                                 |             |                    |             |                   |  |                   | DISMISSAL OF              | Judgment of Acquittal     | 1         | 6.00   |        |
|                                 | • Postal                      | 32                                 | 6           | 31                 | 1           | 34                | 4  | 44.25             | Complaint                 | 25                        | 12.00     |        |        |
|                                 | • Interstate Com.             | 33                                 | 1           | 1                  | 1           | 3                 |  | 6.25              | Indictment                | 25                        | 30.5      |        |        |
| FRAUD                           | • U.S. Property               | 34                                 | 3           | 14                 | 2           | 17                | 2  | 62.75             | Information               | 9                         | 4.5       |        |        |
|                                 | • Transp. Stolen Prop.        | 36                                 |             | 2                  |             | 2                 |  | 15.25             | Removed on Rule 40        | 25                        | 15.25     |        |        |
|                                 | • Other - Felony              | 37                                 |             | 4                  |             | 3                 | 1  | 4.5               | Out on Rule 20            | 4                         | 3.25      |        |        |
| EMBEZZLEMENT                    | • Bank                        | 41                                 |             | 4                  | 10          | 1                 | 11   | 4                 | 26.75                     | Change of Venue (Rule 21) |           |        |        |
|                                 | • Postal                      | 42                                 |             | 2                  |             | 1                 | 1  | .50               | Type I                    | 16                        | 6.00      |        |        |
|                                 | • Other                       | 43                                 |             | 6                  |             | 4                 | 2  | 3.25              | Type II                   | 7                         | 2.00      |        |        |
| AUTO                            | • Income Tax                  | 45                                 |             | 1                  | 2           | 3                 |  | 3.25              | NEW TRIAL                 | Affirmed                  | 1         | -      |        |
|                                 | • Lending Inst.               | 46                                 |             | 1                  | 4           |                   | 2  | 3                 | 9.5                       | Reversed                  |           |        |        |
|                                 | • Postal & Wire               | 47                                 |             | 4                  | 5           |                   | 8  | 1                 | 19.0                      | Dismissed                 |           |        |        |
| FORGERY & COUNTERFEITING        | • Veterans & Allot.           | 48                                 |             |                    |             |                   |  |                   |                           |                           |           |        |        |
|                                 | • Other Fraud                 | 49                                 | 13          | 31                 | 2           | 37                | 9  | 70.0              | 3. APPEALS DISTRICT COURT | By Client                 | Affirmed  | 15     | 5.00   |
|                                 | • Vehicle Theft               | 51                                 |             | 1                  |             | 1                 |  | .25               |                           | Reversed                  | 3         | 2.75   |        |
| • Transp. Forg. Sec.            | 55                            |                                    | 2           |                    | 2           |                   | 2.5  | Dismissed         |                           |                           |           |        |        |
| SEX OFFENSES                    | • Postal Forgery              | 56                                 |             | 2                  |             | 1                 | 2  | 1                 | 3.25                      | By U.S.                   | Affirmed  | 1      | -      |
|                                 | • Other Forgery               | 57                                 |             | 7                  | 12          | 19                |  | 33.50             | By Client                 | Reversed                  | 1         | -      |        |
|                                 | • Counterfeiting              | 58                                 |             | 3                  | 1           | 4                 |  | 3.5               | Dismissed                 |                           |           |        |        |
| DRUG OFFENSES                   | • Rape                        | 61                                 |             | 4                  |             | 3                 | 1  | 20.75             | COURT OF APPEALS          | By U.S.                   | Affirmed  |        |        |
|                                 | • White Slave & Aliens        | 62                                 |             |                    |             |                   |  |                   |                           | Reversed                  |           |        |        |
|                                 | • Other                       | 63                                 |             | 1                  |             | 1                 |  | .75               |                           | Dismissed                 |           |        |        |
| MISC.                           | • Marijuana                   | 65                                 |             | 3                  |             | 2                 | 1  | 6.5               | SUPREME COURT             | By Client                 | Affirmed  |        |        |
|                                 | • Narcotics                   | 67                                 |             | 9                  | 21          | 26                | 4  | 88.5              |                           | Reversed                  |           |        |        |
|                                 | • Controlled Substances       | 68                                 |             | 5                  | 13          | 10                | 8  | 42.0              |                           | Dismissed                 |           |        |        |
| FED. STAT.                      | • Bribery                     | 71                                 |             | 1                  |             | 1                 |  | 1.0               | MAN-DAMUS                 | By Client                 | Granted   |        |        |
|                                 | • Traffic                     | 72                                 |             |                    |             |                   |  |                   |                           | Denied                    |           |        |        |
|                                 | • Escape                      | 73                                 |             | 3                  | 24          |                   | 26   | 1                 |                           | 18.0                      | Dismissed |        |        |
| IMMIGRATION LAWS                | • Extortion & Rackets         | 74                                 |             | 1                  | 1           |                   | 2  |                   |                           | By U.S.                   | Granted   |        |        |
|                                 | • Gambling & Lottery          | 75                                 |             |                    |             |                   |  |                   |                           | Denied                    |           |        |        |
|                                 | • Kidnapping                  | 76                                 |             |                    |             |                   |  |                   |                           | Dismissed                 |           |        |        |
| LIQUOR, INTERNAL REVENUE        | • Perjury                     | 77                                 |             | 1                  |             | 1                 |  | 3.5               | 4. PROBATION & PAROLE     | Revoked                   | 11        | 16.50  |        |
|                                 | • Weapons                     | 78                                 |             | 3                  | 18          | 1                 | 18   | 4                 |                           | 27.50                     | Restored  | 5      | 6.50   |
|                                 | • Other                       | 79                                 |             | 1                  |             | 1                 |  |                   |                           | Terminated                | 1         | .75    |        |
| PETTY OFFENSES                  | • Misc. Other                 | 99                                 |             | 1                  | 14          |                   | 14   | 1                 | 23.50                     | Revoked                   | 43        | 35.5   |        |
|                                 | • Civil Rights                | 99x                                |             |                    |             |                   |  |                   |                           | Restored                  | 9         | 15.75  |        |
|                                 | State Statutes (Not in Above) | S.S.                               |             | 1                  | 2           |                   | 2  | 1                 | 2.0                       | Terminated                |           |        |        |
| CRIMINAL DEFENDANTS REPRESENTED |                               | A. TOTAL                           | 104         | 442                | 10          | 340               | 16   | 692.50            | 502                       |                           | 800.75    |        |        |
|                                 |                               | ADULTS                             | 104         | 442                | 10          | 340               | 16   | 692.50            |                           |                           |           |        |        |
|                                 |                               | JUVENILES                          |             |                    |             |                   |  |                   |                           |                           |           |        |        |



Community Defender Organizations  
 Exhibit J. Summary of Representations by District  
 Fiscal Year 1978  
 (October 1, 1977 - September 30, 1978)

| Representations by District       | Pending October 1, 1977 | Cases Opened | Cases Closed<br>Hours in Court <sup>1</sup> |        |                  | Pending September 30, 1978 |
|-----------------------------------|-------------------------|--------------|---|--------|------------------|----------------------------|
|                                   |                         |              | Number                                      | Total  | Average per case |                            |
| <b>TOTAL</b> .....                | 2,132                   | 6,396        | 6,726                                       | 15,426 | 2.3              | 1,802                      |
| Criminal.....                     | 1,465                   | 4,382        | 4,688                                       | 13,714 | 2.9              | 1,159                      |
| Appeals.....                      | 226                     | 247          | 304   | 149    | 0.5              | 169                        |
| Other.....                        | 441                     | 1,767        | 1,734                                       | 1,562  | 0.9              | 474                        |
| <b>CALIFORNIA, SOUTHERN</b> ..... | 471                     | 1,390        | 1,646                                       | 3,101  | 1.9              | 215                        |
| Criminal.....                     | 274                     | 867          | 1,028                                       | 2,732  | 2.7              | 113                        |
| Appeals.....                      | 93                      | 55           | 106   | 27     | 0.3              | 42                         |
| Other.....                        | 104                     | 468          | 512   | 342    | 0.7              | 60                         |
| <b>GEORGIA, NORTHERN</b> .....    | 102                     | 351          | 367   | 947    | 2.6              | 86                         |
| Criminal.....                     | 58                      | 188          | 213   | 796    | 3.7              | 33                         |
| Appeals.....                      | 20                      | 26           | 18  | 1      | 0.1              | 28                         |
| Other.....                        | 24                      | 137          | 136   | 150    | 1.1              | 25                         |
| <b>ILLINOIS, NORTHERN</b> .....   | 255                     | 654          | 654   | 1,198  | 1.8              | 255                        |
| Criminal.....                     | 199                     | 462          | 506   | 1,074  | 2.1              | 155                        |
| Appeals.....                      | 3                       | 19           | 13  | 6      | 0.5              | 9                          |
| Other.....                        | 53                      | 173          | 135   | 118    | 0.9              | 91                         |
| <b>MICHIGAN, EASTERN</b> .....    | 385                     | 744          | 765   | 1,459  | 1.9              | 364                        |
| Criminal.....                     | 255                     | 564          | 568   | 1,383  | 2.4              | 251                        |
| Appeals.....                      | 42                      | 37           | 46  | 10     | 0.2              | 33                         |
| Other.....                        | 88                      | 143          | 151   | 66     | 0.4              | 80                         |
| <b>MINNESOTA</b> .....            | 45                      | 61           | 106   | 275    | 2.6              | -                          |
| Criminal.....                     | 33                      | 39           | 72  | 264    | 3.7              | -                          |
| Appeals.....                      | 1                       | 2            | 3   | -      | -                | -                          |
| Other.....                        | 11                      | 20           | 31  | 11     | 0.4              | -                          |
| <b>TOTAL: NEW YORK</b> .....      | 524                     | 1,942        | 1,870                                       | 5,079  | 2.7              | 596                        |
| Criminal.....                     | 404                     | 1,399        | 1,342                                       | 4,633  | 3.5              | 461                        |
| Appeals.....                      | 42                      | 74           | 88  | 80     | 0.9              | 28                         |
| Other.....                        | 78                      | 469          | 440   | 366    | 0.8              | 107                        |
| <b>NEW YORK, EASTERN</b> ....     | 181                     | 845          | 775   | 1,955  | 2.5              | 251                        |
| Criminal.....                     | 159                     | 676          | 615   | 1,826  | 3.0              | 220                        |
| Appeals.....                      | -                       | -            | -   | -      | -                | -                          |
| Other.....                        | 22                      | 169          | 160   | 129    | 0.8              | 31                         |
| <b>2ND CIRCUIT</b> .....          | 46                      | 89           | 101   | 92     | 0.9              | 34                         |
| Criminal.....                     | -                       | -            | -   | -      | -                | -                          |
| Appeals.....                      | 42                      | 74           | 88  | 80     | 0.9              | 28                         |
| Other.....                        | 4                       | 15           | 13  | 12     | 0.9              | 6                          |
| <b>NEW YORK, SOUTHERN</b> ...     | 297                     | 1,008        | 994   | 3,032  | 3.1              | 311                        |
| Criminal.....                     | 245                     | 723          | 727   | 2,808  | 3.9              | 241                        |
| Appeals.....                      | -                       | -            | -   | -      | -                | -                          |
| Other.....                        | 52                      | 285          | 267   | 225    | 0.8              | 70                         |
| <b>OREGON</b> .....               | 79                      | 308          | 289   | 899    | 3.1              | 98                         |
| Criminal.....                     | 48                      | 194          | 196   | 807    | 4.1              | 46                         |
| Appeals.....                      | 11                      | 16           | 16  | 19     | 1.2              | 11                         |
| Other.....                        | 20                      | 98           | 77  | 72     | 0.9              | 41                         |
| <b>PENNSYLVANIA, EASTERN</b> .... | 271                     | 946          | 1,029                                       | 2,468  | 2.4              | 188                        |
| Criminal.....                     | 194                     | 669          | 763   | 2,025  | 2.7              | 100                        |
| Appeals.....                      | 14                      | 18           | 14  | 6      | 0.4              | 18                         |
| Other.....                        | 63                      | 259          | 252   | 437    | 1.7              | 70                         |

<sup>1</sup>Detail may not add to total due to rounding to whole hours.



DEFENDER ORGANIZATION REPORT JS 50 REV. 7/77

MONTHLY 10/77-9/78 COUNTY OF GEORGIA 053E Atlanta, Georgia - F.D.P. COMMUNITY CENTER

| A CRIMINAL DEFENDANT CASES    |                            | NUMBER OF CASES |                 |                  |             |            | C DISPOSITIONS |                 |
|-------------------------------|----------------------------|-----------------|-----------------|------------------|-------------|------------|----------------|-----------------|
| OFFENSE CLASS                 | CODE NO                    | (1)<br>Total    | (2)<br>Admitted | (3)<br>Dismissed | (4)<br>Plea | (5)<br>New | Hours on Court | Costs to Client |
| HOMICIDE                      | • Murder 1st degree        | 01              | 1               | 3                | 3           | 1          | 62.25          |                 |
|                               | • Murder 2nd degree        | 02              |                 |                  |             |            |                |                 |
|                               | • Manslaughter             | 03              |                 |                  |             |            |                |                 |
| HOBBERY                       | • Bank                     | 11              | 3               | 10               | 1           | 14         | 18.25          |                 |
|                               | • Postal                   | 12              |                 |                  |             |            |                |                 |
|                               | • Other                    | 14              |                 |                  |             |            |                |                 |
| ASSAULT                       | • Assault                  | 15              | 2               | 5                | 7           |            | 26.50          |                 |
|                               | • Bank                     | 21              |                 |                  |             |            |                |                 |
| BURGLARY                      | • Postal                   | 22              |                 |                  |             |            |                |                 |
|                               | • Interstate Com           | 23              |                 |                  |             |            |                |                 |
|                               | • Other                    | 24              |                 |                  |             |            |                |                 |
| LARCENY & THEFT               | • Bank                     | 31              | 1               | 2                | 3           |            | 2.75           |                 |
|                               | • Postal                   | 32              | 1               | 5                | 1           | 3          | 4              | 4.25            |
|                               | • Interstate Com           | 33              |                 | 2                | 2           |            |                | 5.25            |
| EMBEZZLEMENT                  | • U.S. Property            | 34              |                 | 2                | 2           |            | 1.50           |                 |
|                               | • Transp. Stolen Prop.     | 36              | 1               | 6                | 5           | 2          | 14.25          |                 |
|                               | • Other - Felony           | 37              |                 | 3                | 3           |            | 2.50           |                 |
| FRAUD                         | • Other - Misd             | 38              |                 | 4                | 4           |            | 2.00           |                 |
|                               | • Bank                     | 41              |                 | 2                | 2           |            | 3.75           |                 |
|                               | • Postal                   | 42              |                 | 1                | 1           |            | 2.50           |                 |
| AUTO FORGERY & COUNTERFEITING | • Other                    | 43              |                 | 8                | 7           | 1          | 38.25          |                 |
|                               | • Income Tax               | 45              |                 | 2                | 2           |            | 3.50           |                 |
|                               | • Lending Inst             | 46              |                 | 3                | 1           | 2          | 1.50           |                 |
| SEX OFFENSES                  | • Postal & Wire            | 47              | 2               | 7                | 9           |            | 103.75         |                 |
|                               | • Veterans & Allot.        | 48              |                 | 1                | 1           |            | 1.00           |                 |
|                               | • Other Fraud              | 49              | 3               | 8                | 9           | 2          | 25.50          |                 |
| DRUG OFFENSES                 | • Vehicle Theft            | 51              | 1               | 12               | 3           | 14         | 2              | 100.50          |
|                               | • Transp. Forg. Sec.       | 55              | 2               | 1                | 2           | 1          | 22.50          |                 |
|                               | • Postal Forgery           | 56              | 1               | 1                | 2           |            | 1.25           |                 |
| MISC                          | • Other Forgery            | 57              | 7               | 15               | 1           | 20         | 3              | 33.25           |
|                               | • Counterfeiting           | 58              | 2               | 3                | 3           | 2          | 3.50           |                 |
|                               | • Rape                     | 61              |                 |                  |             |            |                |                 |
| MISC                          | • White Slave & Aliens     | 62              |                 | 1                | 1           |            | 1.00           |                 |
|                               | • Other                    | 63              |                 |                  |             |            |                |                 |
|                               | • Marijuana                | 65              | 1               | 1                | 2           |            | 3.25           |                 |
| MISC                          | • Narcotics                | 67              | 6               | 9                | 1           | 15         | 1              | 76.00           |
|                               | • Controlled Substances    | 68              | 1               | 9                | 1           | 8          | 3              | 48.50           |
|                               | • Bribery                  | 71              |                 | 1                | 1           |            | 1.00           |                 |
| MISC                          | • Traffic                  | 72              |                 | 1                | 1           | 2          |                | .50             |
|                               | • Escape                   | 73              | 10              | 23               | 1           | 32         | 2              | 105.25          |
|                               | • Eviction & Rackets       | 74              |                 | 3                | 1           | 2          | 2              | 3.75            |
| MISC                          | • Gambling & Lottery       | 75              |                 |                  |             |            |                |                 |
|                               | • Kidnapping               | 76              |                 |                  |             |            |                |                 |
|                               | • Perjury                  | 77              | 1               | 1                | 2           |            | 3.75           |                 |
| MISC                          | • Weapons                  | 78              | 9               | 9                | 17          | 1          | 39.75          |                 |
|                               | • Other                    | 79              | 1               | 1                | 2           |            | 19.00          |                 |
|                               | • Immigration Laws         | 87              |                 |                  |             |            |                |                 |
| MISC                          | • Liquor, Internal Revenue | 88              |                 |                  |             |            |                |                 |
|                               | • Agriculture              | 91              |                 | 1                | 1           |            | 5.00           |                 |
|                               | • Antitrust                | 92              |                 |                  |             |            |                |                 |
| MISC                          | • Fair Lab. Std.           | 93              |                 |                  |             |            |                |                 |
|                               | • Food/Drug                | 94              |                 |                  |             |            |                |                 |
|                               | • Migr. Bird               | 95              |                 |                  |             |            |                |                 |
| MISC                          | • Motor Car                | 96              | 1               | 1                | 1           |            | 3.00           |                 |
|                               | • Nat'l Defense            | 97              |                 |                  |             |            |                |                 |
|                               | • Obscene Mail             | 98              |                 |                  |             |            |                |                 |
| MISC                          | • Other                    | 99              |                 | 4                | 3           | 1          | 2.50           |                 |
|                               | • Misc. Other              | 999             |                 |                  |             |            |                |                 |
|                               | • Civil Rights             | 99x             |                 |                  |             |            |                |                 |
| State Statutes (Not in Above) | SS                         |                 |                 |                  |             |            |                |                 |
| Petty Offenses                | P.O.                       | 1               | 6               | 7                |             |            | 6.00           |                 |

| CRIMINAL DEFENDANTS REPRESENTED | A TOTAL | 58  | 177 | 112 | 13 | 33     | 795.50 |
|---------------------------------|---------|-----|-----|-----|----|--------|--------|
| ADULTS                          | 58      | 177 | 112 | 13  | 33 | 795.50 |        |
| JUVENILES                       |         |     |     |     |    |        |        |

| B OTHER REPRESENTATIONS           |     | 1  | 2   | 3 | 4    | 5  | Hours  |
|-----------------------------------|-----|----|-----|---|------|----|--------|
| Court of Appeals                  |     |    |     |   |      |    |        |
| Trial Disposition                 | TD  | 16 | 17  |   | 15   | 18 | .75    |
| Other Matters                     | CA  | 4  | 9   |   | 3    | 10 |        |
| Appeal - Magistrate Decision      | APM |    |     |   |      |    |        |
| Supreme Court (not granted)       | SC  |    |     |   |      |    |        |
| Motion Attacking Sent (2255)      | MA  | 1  | 1   | 2 | 3    | 1  |        |
| Motion to Correct or Reduce (R35) | MC  | 6  | 23  |   | 24   | 5  |        |
| Habeas Corpus                     | HC  | 1  | 7   |   | 2    | 6  | 2.25   |
| Court Directed Prisoner Repay     | CD  | 2  |     |   | 2    |    |        |
| Bail/Prepayment                   | BP  |    |     |   |      |    |        |
| Witness                           | W   |    | 5   |   | 4    | 1  | 11.50  |
| Probation Revocation              | PR  | 6  | 52  |   | 50   | 8  | 70.30  |
| Parole Revocation                 | PA  | 7  | 37  |   | 42   | 3  | 61.50  |
| NAHA - Title III (civil)          | NA  |    |     |   |      |    |        |
| Other (Explain) Civil Contempt    | O   | 1  |     |   | 1    |    | .50    |
| Sentencing Only                   | O   |    | 1   |   | 1    |    | 1.00   |
| Resp/Brief-HCPetition             | O   |    | 1   |   | 1    |    |        |
| Criminal Contempt                 | O   |    | 3   |   | 3    |    | 2.50   |
| Rmvl. of Parole Detn              | O   |    | 2   |   | 2    |    |        |
| Grand Jury Witness                | O   |    | 1   |   | 1    |    | .75    |
| Motion to Set Aside               | O   |    | 1   |   | 1    |    |        |
| TOTAL Bond Forfeiture             |     | 44 | 160 |   | 3154 | 53 | 151.09 |

| D. PETITIONS FOR WRIT OF CERT. |  | End of Last period | Filed | Closed | New |
|--------------------------------|--|--------------------|-------|--------|-----|
|                                |  |                    | 5     | 4      | 1   |

| E. NUMBER OF CASES CLOSED UNDER LESSER OFFENSE |  | FILED | CLOSED | NEW |
|--|--|-------|--------|-----|
|  |  |       |        |     |



C. DISPOSITIONS

| 8. <u>Other Services Completed</u>   | <u>Cases</u> | <u>Hrs. in Ct.</u> |
|--|--------------|--------------------|
| Written application for execution/removal<br>of detainer - denied                    | 4            |                    |
| Appeals court ordered response and brief<br>to <u>pro se</u> appellant's HC Petition | 1            |                    |
| Represented absconding witness   | 1            | 5.50               |
| Dismissal of warrant of removal  | 1            | 1.00               |
| Civil Contempt   | 2            | 2.25               |
| Arraignment Only   | 2            | 0.50               |
| Grand Jury Witness   | 3            | 6.75               |
| Criminal Contempt  | 3            | 2.50               |
|  | <hr/>        | <hr/>              |
| Total as indicated on front  | 17           | 18.50              |

DEFENDER ORGANIZATION REPORT JS 50 REV. 7/77

MONTHLY/Oct. 1977/Sept. 1978 ORGANIZATION CODE NO. 0752-1 FEDERAL DEFENDER PROGRAM COMMUNITY XX

| OFFENSE CLASS                                 | CODE NO. | NUMBER OF CASES |              |                |            |                   | Hours in Court or Filed Cases | DISPOSITIONS        |       |                |
|---|----------|-----------------|--------------|----------------|------------|-------------------|-------------------------------|---------------------|-------|----------------|
|   |          | (1) Total       | (2) Reported | (3) He. Opened | (4) Closed | (5) New (Monthly) |                               | 1. MAGISTRATE TRIAL | CASES | Hours in Court |
| HOMICIDE                                      | 01       |                 |              |                |            |                   |                               |                     |       |                |
|   | 02       |                 |              |                |            |                   |                               |                     |       |                |
|   | 03       |                 |              |                |            |                   |                               |                     |       |                |
|   | 031      |                 |              |                |            |                   |                               |                     |       |                |
| ROBBERY                                       | 11       | 9               | 14           | 19             | 4          | 82                |                               |                     |       |                |
|   | 12       |                 | 3            |                | 1          | 3.50              |                               |                     |       |                |
|   | 14       |                 |              |                |            |                   |                               |                     |       |                |
| ASSAULT                                       | 15       | 4               | 13           | 13             | 4          | 25                |                               |                     |       |                |
|   | 21       |                 |              |                |            |                   |                               |                     |       |                |
| BURGLARY                                      | 22       |                 |              |                |            |                   |                               |                     |       |                |
|   | 23       |                 |              |                |            |                   |                               |                     |       |                |
|   | 24       |                 | 1            |                | 1          | 2.50              |                               |                     |       |                |
|   | 31       |                 | 1            |                | 1          |                   |                               |                     |       |                |
| LARCENY & THEFT                               | 32       | 6               | 45           | 35             | 16         | 76.75             |                               |                     |       |                |
|   | 33       | 8               | 8            | 13             | 3          | 26.25             |                               |                     |       |                |
|   | 34       | 11              | 6            | 12             | 5          | 21.50             |                               |                     |       |                |
|   | 36       | 8               | 5            | 1              | 10         | 4 26.25           |                               |                     |       |                |
| EMBEZZLEMENT                                  | 37       | 2               |              | 2              |            | 2.50              |                               |                     |       |                |
|   | 41       | 12              | 28           | 1              | 27         | 14 42.50          |                               |                     |       |                |
|   | 42       | 10              | 21           | 1              | 21         | 11 27             |                               |                     |       |                |
| FRAUD   | 43       |                 |              |                |            |                   |                               |                     |       |                |
|   | 45       | 3               | 1            |                | 3          | 1 10              |                               |                     |       |                |
|   | 46       | 1               | 2            |                | 2          | 1 2.50            |                               |                     |       |                |
|   | 47       | 7               | 18           |                | 16         | 9 16              |                               |                     |       |                |
|   | 48       | 2               |              |                | 2          |                   |                               |                     |       |                |
| AUTO FORGERY & COUNTERFEITING                 | 49       | 39              | 37           | 2              | 62         | 16 229.25         |                               |                     |       |                |
|   | 51       | 2               | 5            |                | 6          | 1 14.50           |                               |                     |       |                |
| SEX OFFENSES                                  | 55       | 1               | 4            |                | 5          | 4 13.50           |                               |                     |       |                |
|   | 56       | 1               |              |                | 1          | 3.50              |                               |                     |       |                |
|   | 57       | 3               | 28           |                | 25         | 6 49              |                               |                     |       |                |
| DRUG OFFENSES                                 | 58       | 3               | 14           |                | 14         | 3 22              |                               |                     |       |                |
|   | 61       |                 |              |                |            |                   |                               |                     |       |                |
|   | 62       |                 |              |                |            |                   |                               |                     |       |                |
| MISC.   | 63       |                 |              |                |            |                   |                               |                     |       |                |
|   | 65       |                 | 2            |                | 2          | 1.50              |                               |                     |       |                |
|   | 67       | 42              | 81           | 2              | 80         | 25 196            |                               |                     |       |                |
|   | 68       |                 |              |                |            |                   |                               |                     |       |                |
|   | 71       |                 | 1            |                | 1          | 1                 |                               |                     |       |                |
|   | 72       |                 |              |                |            |                   |                               |                     |       |                |
|   | 73       | 4               | 43           |                | 44         | 3 25              |                               |                     |       |                |
|   | 74       | 4               | 6            |                | 8          | 2 8.75            |                               |                     |       |                |
|   | 75       |                 |              |                |            |                   |                               |                     |       |                |
|   | 76       |                 |              |                |            |                   |                               |                     |       |                |
| IMMIGRATION LAWS                              | 77       |                 |              |                |            |                   |                               |                     |       |                |
|   | 78       | 8               | 35           | 1              | 34         | 10 77.75          |                               |                     |       |                |
| FED. STAT.                                    | 79       |                 |              |                |            |                   |                               |                     |       |                |
|   | 87       | 5               | 16           |                | 16         | 2 23.75           |                               |                     |       |                |
|   | 89       |                 |              |                |            |                   |                               |                     |       |                |
|   | 91       |                 |              |                |            |                   |                               |                     |       |                |
|   | 92       |                 |              |                |            |                   |                               |                     |       |                |
|   | 93       |                 |              |                |            |                   |                               |                     |       |                |
|   | 94       |                 |              |                |            |                   |                               |                     |       |                |
|   | 95       |                 |              |                |            |                   |                               |                     |       |                |
|   | 96       |                 |              |                |            |                   |                               |                     |       |                |
|   | 97       | 2               |              |                | 2          | 1.50              |                               |                     |       |                |
| CRIMINAL DEPENDANTS REPRESENTED               | 98       |                 | 3            |                | 3          | 1.75              |                               |                     |       |                |
|   | 99       | 1               | 8            | 1              | 4          | 6 4.25            |                               |                     |       |                |
|   | 99x      | 1               |              |                | 1          | .50               |                               |                     |       |                |
|   | 8.S.     |                 | 3            |                | 3          | 6.50              |                               |                     |       |                |
|   | P.O.     |                 | 1            |                | 1          |                   |                               |                     |       |                |
| A. TOTAL                                      |          | 199             | 453          | 9              | 506        | 155               | 1074.25                       |                     |       |                |
| ADULTS  |          | 199             | 453          | 9              | 506        | 155               | 1074.25                       |                     |       |                |
| JUVENILES                                     |          | 0               | 0            | 0              | 0          | 0                 | 0                             |                     |       |                |
| B. TOTAL                                      |          | 56              | 184          | 8              | 148        | 100               | 123.50                        |                     |       |                |
| COURT OF APPEALS                              |          |                 |              |                |            |                   |                               |                     |       |                |
| Trial Disposition                             |          | TD              | 2            | 15             | 8          | 9                 | 4                             |                     |       |                |
| Other Matters                                 |          | CA              | 1            | 4              | 5          | 4                 |                               |                     |       |                |
| Appeal-Magistrate Decision                    |          | APM             |              |                |            |                   |                               |                     |       |                |
| Supreme Court (cert. granted)                 |          | SC              |              |                |            |                   |                               |                     |       |                |
| Motion Attacking Sent. (2255)                 |          | MA              | 2            | 1              | 1          | 2                 | 3.50                          |                     |       |                |
| Motion to Correct or Reduce (R35)             |          | MC              | 2            | 15             | 12         | 5                 | 11.75                         |                     |       |                |
| Habeas Corpus                                 |          | HC              | 2            | 2              | 1          | 1                 | 2                             |                     |       |                |
| Court Directed Prisoner Repr.                 |          | CD              | 36           |                |            | 36                |                               |                     |       |                |
| Bail/Prisment                                 |          | BP              | 12           |                | 12         |                   | 4.75                          |                     |       |                |
| Witness                                       |          | W               | 36           | 40             | 50         | 29                | 19                            |                     |       |                |
| Probation Revocation                          |          | PR              | 7            | 50             | 8          | 54                | 11 72                         |                     |       |                |
| Parole Revocation                             |          | PA              | 6            | 9              | 5          | 10                | 4.50                          |                     |       |                |
| NARA-Title III (civil)                        |          | N/A             |              |                |            |                   |                               |                     |       |                |
| Other (Explain)                               |          | O               |              |                |            |                   |                               |                     |       |                |
| TOTAL DISPOSITIONS                            |          |                 | 1654         | 1197           | 25         |                   |                               |                     |       |                |
| D. PETITIONS FOR WRIT OF CERT.                |          |                 |              |                |            |                   |                               |                     |       |                |
| E. NUMBER OF CASES CLOSED UNDER LESSE OFFENSE |          |                 |              |                |            |                   |                               |                     |       |                |

Prepared By: *Bruce Madril*

DEFENDER ORGANIZATION REPORT JS-50 REV. 7/77

MONTHLY CUM. REPORT PERIOD: 10/77-9/78  
 DEFENDER ORGANIZATION: Detroit, MI  
 CASE NO.: 0645-2  
 ORGANIZATION REPORTING: FEDERAL DEFENDER OFFICE  
 FEDERAL JUDICIAL DISTRICT: EASTERN DISTRICT OF MICHIGAN

| A. CRIMINAL DEFENDANT CASES   |                            | NUMBER OF CASES           |                |                     |               |                    | Hours on Closed Cases |
|-------------------------------|----------------------------|---------------------------|----------------|---------------------|---------------|--------------------|-----------------------|
| OFFENSE CLASS                 | CODE NO.                   | (1)<br>End of Last Period | (2)<br>Present | (3)<br>Ret. Pending | (4)<br>Closed | (5)<br>New Pending | Hours on Closed Cases |
| HOMICIDE                      | ● Murder, 1st degree       |                           | 1              |                     |               | 1                  |                       |
|                               | ● Murder, 2nd degree       |                           |                |                     |               |                    |                       |
|                               | ● Manslaughter             |                           |                |                     |               |                    |                       |
|                               | ● Negligent Homicide       |                           |                |                     |               |                    |                       |
| ROBBERY                       | ● Bank                     | 16                        | 23             | 1                   | 25            | 15                 | 145.25                |
|                               | ● Postal                   | 1                         | 1              |                     | 1             | 1                  | 7.00                  |
|                               | ● Other                    |                           |                |                     |               |                    |                       |
| ASSAULT                       | ● Assault                  |                           | 5              |                     | 5             |                    | 3.25                  |
|                               | ● Bank                     |                           |                |                     |               |                    |                       |
|                               | ● Postal                   |                           | 1              |                     | 1             |                    | 1.00                  |
| BURGLARY                      | ● Interstate Com.          |                           |                |                     |               |                    |                       |
|                               | ● Other                    |                           |                |                     |               |                    |                       |
|                               | ● Bank                     |                           |                |                     |               |                    |                       |
| LARCENY & THEFT               | ● Interstate Com.          | 39                        | 68             | 4                   | 81            | 30                 | 122.75                |
|                               | ● U.S. Property            | 7                         | 10             | 2                   | 16            | 3                  | 30.00                 |
|                               | ● Transp. Stolen Prop.     | 5                         | 2              |                     | 4             | 3                  | 3.75                  |
|                               | ● Other - Felony           | 4                         | 2              |                     | 6             |                    | 17.25                 |
| EMBEZZLEMENT                  | ● Bank                     | 6                         | 17             |                     | 15            | 8                  | 19.25                 |
|                               | ● Postal                   |                           | 9              | 1                   | 9             | 1                  | 4.25                  |
|                               | ● Other                    | 1                         | 7              |                     | 6             | 2                  | 4.75                  |
| FRAUD                         | ● Income Tax               | 7                         | 2              | 1                   | 9             | 1                  | 137.75                |
|                               | ● Lending Inst.            | 2                         | 5              |                     | 7             |                    | 48.25                 |
|                               | ● Postal & Wire            | 7                         | 17             |                     | 9             | 15                 | 5.75                  |
|                               | ● Veterans & Allot.        |                           |                |                     |               |                    |                       |
| AUTO FORGERY & COUNTERFEITING | ● Vehicle Theft            | 27                        | 53             |                     | 56            | 24                 | 168.75                |
|                               | ● Transp. Forg. Sec.       | 9                         | 15             | 1                   | 22            | 3                  | 42.50                 |
|                               | ● Postal Forgery           | 8                         | 4              |                     | 7             | 5                  | 15.25                 |
| SEX OFFENSES                  | ● Rape                     | 1                         |                |                     | 1             |                    |                       |
|                               | ● White Slave & Aliens     |                           | 1              |                     | 1             |                    | 3.00                  |
|                               | ● Other                    |                           |                |                     |               |                    |                       |
| DRUG OFFENSES                 | ● Marijuana                |                           | 2              |                     | 2             |                    | 1.50                  |
|                               | ● Narcotics                | 29                        | 55             | 6                   | 63            | 27                 | 145.75                |
|                               | ● Controlled Substances    | 7                         | 4              |                     | 5             | 6                  | 52.75                 |
|                               | ● Bribery                  |                           |                |                     |               |                    |                       |
| MISC.                         | ● Traffic                  |                           |                |                     |               |                    |                       |
|                               | ● Escape                   | 2                         | 30             |                     | 29            | 3                  | 18.25                 |
|                               | ● Extortion & Rackets      | 1                         | 5              |                     | 5             | 1                  | 1.50                  |
|                               | ● Gambling & Lottery       |                           |                |                     |               |                    |                       |
|                               | ● Kidnapping               | 1                         | 4              |                     | 4             | 1                  | 21.00                 |
|                               | ● Perjury                  | 2                         | 2              |                     | 2             |                    | 27.75                 |
|                               | ● Weapons                  | 24                        | 38             | 1                   | 34            | 29                 | 131.50                |
|                               | ● Other                    | 2                         | 1              |                     | 2             | 1                  | 1.00                  |
| Immigration Laws              | 5                          | 18                        |                | 21                  | 2             | 31.00              |                       |
| FED. STAT.                    | ● Liquor, Internal Revenue |                           |                |                     |               |                    |                       |
|                               | ● Agriculture              |                           |                |                     |               |                    |                       |
|                               | ● Antitrust                |                           |                |                     |               |                    |                       |
|                               | ● Fair Lab. Std.           |                           |                |                     |               |                    |                       |
|                               | ● Food/Drug                |                           | 1              |                     | 1             |                    | .50                   |
|                               | ● Migr. Bird               |                           |                |                     |               |                    |                       |
|                               | ● Motor Carr.              |                           |                |                     |               |                    |                       |
|                               | ● Nat'l Defense            | 3                         | 1              |                     | 2             | 2                  |                       |
|                               | ● Obscene Mail             |                           |                |                     |               |                    |                       |
|                               | ● Other                    | 6                         | 19             | 1                   | 15            | 11                 | 23.25                 |
| State Statutes (Not in Above) | 3                          | 1                         |                | 1                   | 3             | .25                |                       |
| Petty Offenses                |                            |                           |                |                     |               |                    |                       |

|                                 |           |     |     |    |     |     |         |
|---------------------------------|-----------|-----|-----|----|-----|-----|---------|
| CRIMINAL DEFENDANTS REPRESENTED | A. TOTAL  | 255 | 534 | 30 | 568 | 251 | 1383.00 |
|                                 | ADULTS    | 255 | 534 | 30 | 568 | 251 | 1383.00 |
|                                 | JUVENILES |     |     |    |     |     |         |

| B. OTHER REPRESENTATIONS          |     | 1   | 2   | 3 | 4   | 5   | Hours |
|-----------------------------------|-----|-----|-----|---|-----|-----|-------|
| Court of Appeals:                 |     |     |     |   |     |     |       |
| Trial Disposition                 | TD  | 41  | 33  |   | 44  | 30  | 10.00 |
| Other Matters:                    |     |     |     |   |     |     |       |
| Appeal-Magistrate Decision        | CA  | 1   | 4   |   | 2   | 3   |       |
| Supreme Court (cert. granted)     | APM |     |     |   |     |     |       |
| Motion Attacking Sent. (2255)     | SC  |     |     |   |     |     |       |
| Motion to Correct or Reduce (R35) | MA  | 6   | 3   |   | 3   | 6   |       |
| Habeas Corpus                     | MC  | 30  | 25  |   | 29  | 26  | 3.00  |
| Court Directed Prisoner Repr.     | HC  | 9   | 3   |   | 5   | 7   | 1.00  |
| Bail/Prementment                  | CD  | 6   | 27  |   | 21  | 12  | 1.50  |
| Witness                           | BP  |     |     |   |     |     |       |
| Probation Revocation              | W   | 7   | 13  | 2 | 13  | 9   | 7.00  |
| Parole Revocation                 | PR  | 22  | 61  |   | 68  | 15  | 50.00 |
| NARA Title III (civil)            | PA  | 8   | 9   |   | 12  | 5   | 3.75  |
| Other (Explain)                   | NA  |     |     |   |     |     |       |
|                                   | O   |     |     |   |     |     |       |
|                                   | O   |     |     |   |     |     |       |
|                                   | O   |     |     |   |     |     |       |
|                                   | O   |     |     |   |     |     |       |
| B. TOTAL                          |     | 130 | 178 | 2 | 197 | 113 | 76.25 |

| C. DISPOSITIONS                                |  | CASES                     |     | Hours on Court |
|--|--|---------------------------|-----|----------------|
| 1. MAGISTRATE TRIAL                            | GUILTY   | On Plea                   |     |                |
|  | NOT GUILTY                                     | After Trial               |     |                |
| 2. DISTRICT COURT                              | GUILTY   | On Plea                   | 216 | 281.75         |
|  | NOT GUILTY                                     | After Trial               |     |                |
| DISMISSAL OF CASE TRANSFERRED                  | DISMISSAL OF CASE TRANSFERRED                  | After Trial               | 23  | 565.75         |
|  | DISMISSAL OF CASE TRANSFERRED                  | Jury Court                | 7   | 84.00          |
| PRETRIAL DIVERSION                             | PRETRIAL DIVERSION                             | After Trial               | 7   | 112.50         |
|  | PRETRIAL DIVERSION                             | Jury Court                | 1   | 10.00          |
| 3. APPEALS DISTRICT COURT                      | 3. APPEALS DISTRICT COURT                      | Judgment of Acquittal     | 3   | 43.00          |
|  | 3. APPEALS DISTRICT COURT                      | Complaint                 | 75  | 20.25          |
| COURT OF APPEALS                               | COURT OF APPEALS                               | Indictment Information    | 72  | 134.00         |
|  | COURT OF APPEALS                               | Removed on Rule 40        |     |                |
| SUPREME COURT                                  | SUPREME COURT                                  | Out on Rule 20            | 47  | 36.00          |
|  | SUPREME COURT                                  | Change of Venue (Rule 21) |     |                |
| MAN-DANUS                                      | MAN-DANUS                                      | Type I                    | 15  | 28.50          |
|  | MAN-DANUS                                      | Type II                   | 25  | 27.25          |
| 4. PROBATION & PAROLE                          | 4. PROBATION & PAROLE                          | Affirmed                  | 3   | 2.00           |
|  | 4. PROBATION & PAROLE                          | Reversed                  |     |                |
| 6. PRISONER MATTERS                            | 6. PRISONER MATTERS                            | Reversed                  | 25  | 4.00           |
|  | 6. PRISONER MATTERS                            | Remanded                  | 3   | 2.00           |
| 7. MISC.                                       | 7. MISC.                                       | Dismissed                 | 3   | 1.00           |
|  | 7. MISC.                                       | Dismissed                 | 4   |                |
| 8. OTHER SERVICES COMPLETED                    | 8. OTHER SERVICES COMPLETED                    | By Client                 | 1   | 1.00           |
|  | 8. OTHER SERVICES COMPLETED                    | By U.S.                   | 1   | 1.00           |
| D. PETITIONS FOR WRIT OF CERT.                 | D. PETITIONS FOR WRIT OF CERT.                 | Affirmed                  |     |                |
|  | D. PETITIONS FOR WRIT OF CERT.                 | Reversed                  |     |                |
| E. NUMBER OF CASES CLOSED UNDER LESSER OFFENSE | E. NUMBER OF CASES CLOSED UNDER LESSER OFFENSE | Dismissed                 | 3   |                |
|  | E. NUMBER OF CASES CLOSED UNDER LESSER OFFENSE | Dismissed                 | 3   |                |
| TOTAL DISPOSITIONS                             |  |                           | 765 | 1459.25        |

DEFENDER ORGANIZATION REPORT JS-50 REV. 7/77

MONTHLY 10/77 DEFENDER ORGANIZATION CODE NO. ORGANIZATION REPORTING PERIOD FOR REPORT  
 thru 9/78 Minnesota 8864-4 Community Defender Organization COMMUNITY OF XX

| A. CRIMINAL DEFENDANT CASES   |                            | NUMBER OF CASES                 |                 |                 |               |                     |   |
|-------------------------------|----------------------------|---------------------------------|-----------------|-----------------|---------------|---------------------|---|
| OFFENSE CLASS                 | CODE NO.                   | (1)<br>End of<br>Last<br>Period | (2)<br>Expended | (3)<br>Reopened | (4)<br>Closed | (5)<br>New<br>Cases | Hours in<br>Court on<br>Closed<br>Cases |
| HOMICIDE                      | • Murder, 1st degree       | 01                              |                 |                 |               |                     |   |
|                               | • Murder, 2nd degree       | 02                              | 1               | 1               | 2             | 0                   | 27                                      |
|                               | • Manslaughter             | 03                              |                 |                 |               |                     |   |
|                               | • Negligent Homicide       | 031                             |                 |                 |               |                     |   |
| ROBBERY                       | • Bank                     | 11                              | 2               | 3               | 5             | 0                   | 18                                      |
|                               | • Postal                   | 12                              |                 |                 |               |                     |   |
|                               | • Other                    | 14                              |                 |                 |               |                     |   |
| ASSAULT                       | • Assault                  | 15                              |                 | 2               | 2             | 0                   | 2                                       |
|                               | • Bank                     | 21                              | 1               | 2               | 1             | 0                   | 50                                      |
| BURGLARY                      | • Postal                   | 22                              |                 |                 |               |                     |   |
|                               | • Interstate Com.          | 23                              |                 |                 |               |                     |   |
|                               | • Other                    | 24                              |                 | 1               | 1             | 0                   |   |
|                               | • Bank                     | 31                              |                 |                 |               |                     |   |
| LARCENY & THEFT               | • Postal                   | 32                              | 10              | 5               | 15            | 0                   | 33 1/2                                  |
|                               | • Interstate Com.          | 33                              |                 |                 |               |                     |   |
|                               | • U.S. Property            | 34                              |                 |                 |               |                     |   |
|                               | • Transp. Stolen Prop.     | 36                              |                 | 2               | 2             | 0                   | 3                                       |
| EMBEZZLEMENT                  | • Other - Felony           | 37                              |                 |                 |               |                     |   |
|                               | • Other - Misd.            | 38                              |                 | 1               | 1             | 0                   | 1                                       |
|                               | • Bank                     | 41                              |                 |                 |               |                     |   |
|                               | • Postal                   | 42                              |                 | 2               | 2             | 0                   | 2                                       |
| FRAUD                         | • Other                    | 43                              |                 | 1               | 1             | 0                   | 1                                       |
|                               | • Income Tax               | 45                              |                 | 1               | 1             | 0                   | 2                                       |
|                               | • Lending Inst.            | 46                              |                 |                 |               |                     |   |
|                               | • Postal & Wire            | 47                              |                 | 1               | 1             | 0                   |   |
| AUTO                          | • Veterans & Allot.        | 48                              |                 |                 |               |                     |   |
|                               | • Other Fraud              | 49                              |                 |                 |               |                     |   |
|                               | • Vehicle Theft            | 51                              |                 |                 |               |                     |   |
|                               | • Transp. Forg. Sec.       | 55                              |                 |                 |               |                     |   |
| FORGERY & COUNTERFEITING      | • Postal Forgery           | 56                              |                 |                 |               |                     |   |
|                               | • Other Forgery            | 57                              | 3               | 2               | 5             | 0                   | 4                                       |
|                               | • Counterfeiting           | 58                              |                 | 1               | 1             | 0                   | 1/2                                     |
|                               | • Rape                     | 61                              |                 |                 |               |                     |   |
| SEX OFFENSES                  | • White Slave & Aliens     | 62                              |                 |                 |               |                     |   |
|                               | • Other                    | 63                              |                 |                 |               |                     |   |
|                               | • Marihuana                | 65                              | 3               |                 | 3             | 0                   | 4                                       |
|                               | • Narcotics                | 67                              | 2               |                 | 2             | 0                   | 2 1/2                                   |
| DRUG OFFENSES                 | • Controlled Substances    | 68                              | 2               | 6               | 8             | 0                   | 9 1/2                                   |
|                               | • Bribery                  | 71                              |                 |                 |               |                     |   |
|                               | • Traffic                  | 72                              |                 |                 |               |                     |   |
|                               | • Escape                   | 73                              | 1               | 3               | 4             | 0                   | 3 1/2                                   |
| MISC.                         | • Extortion & Rackets      | 74                              |                 |                 |               |                     |   |
|                               | • Gambling & Lottery       | 75                              |                 |                 |               |                     |   |
|                               | • Kidnapping               | 76                              |                 |                 |               |                     |   |
|                               | • Perjury                  | 77                              |                 |                 |               |                     |   |
| Immigration Laws              | • Weapons                  | 78                              | 1               | 3               | 4             | 0                   | 5 3/4                                   |
|                               | • Other                    | 79                              | 3               | 3               | 6             | 0                   | 5 1/2                                   |
|                               | • Liquor, Internal Revenue | 89                              |                 |                 |               |                     |   |
|                               | • Agriculture              | 91                              |                 |                 |               |                     |   |
| FED. STAT.                    | • Antitrust                | 92                              |                 |                 |               |                     |   |
|                               | • Fair Lab. Std.           | 93                              |                 |                 |               |                     |   |
|                               | • Food/Drug                | 94                              |                 |                 |               |                     |   |
|                               | • Migr. Bird               | 95                              |                 |                 |               |                     |   |
|                               | • Motor Carr.              | 96                              |                 |                 |               |                     |   |
|                               | • Nat'l Defense            | 97                              |                 |                 |               |                     |   |
|                               | • Obscene Mail             | 98                              |                 |                 |               |                     |   |
|                               | • Other                    | 99                              | 2               |                 | 2             | 0                   | 4                                       |
|                               | • Misc. Other              | 99x                             |                 |                 |               |                     |   |
|                               | • Civil Rights             | 99x                             |                 |                 |               |                     |   |
| State Statutes (Not in Above) | S.S.                       |                                 |                 |                 |               |                     |   |
| Petty Offenses                | P.O.                       | 1                               | 2               | 3               | 0             | 3                   |   |

|                                 |           |    |    |    |   |        |
|---------------------------------|-----------|----|----|----|---|--------|
| CRIMINAL DEFENDANTS REPRESENTED | A. TOTAL  | 33 | 39 | 72 | 0 | 26 3/4 |
|                                 | ADULTS    | 33 | 39 | 72 | 0 | 26 3/4 |
|                                 | JUVENILES |    |    |    |   |        |

| B. OTHER REPRESENTATIONS          | 1   | 2  | 3  | 4  | 5 | Hours  |
|-----------------------------------|-----|----|----|----|---|--------|
| Court of Appeals:                 |     |    |    |    |   |        |
| Trial Disposition                 | TD  | 1  | 2  | 3  | 0 | 1      |
| Other Matters                     | CA  |    |    |    |   |        |
| Appeal - Magistrate Decision      | APM |    |    |    |   |        |
| Supreme Court (cert. granted)     | SC  |    |    |    |   |        |
| Motion Attacking Sent. (2255)     | MA  | 1  |    | 1  | 0 | 1      |
| Motion to Correct or Reduce (R35) | MC  | 1  | 4  | 5  | 0 |        |
| Habeas Corpus                     | HC  | 1  |    | 1  | 0 | 1      |
| Court Directed Prisoner Repr.     | CD  |    |    |    |   |        |
| Bail/Prearrestment                | BP  |    |    |    |   |        |
| Witness                           | W   | 1  |    | 1  | 0 | 1/2    |
| Probation Revocation              | PR  | 2  | 6  | 8  | 0 | 3      |
| Parole Revocation                 | PA  | 7  | 8  | 15 | 0 | 5      |
| NARA - Title III (civil)          | NA  |    |    |    |   |        |
| Other (Explain)                   | O   |    |    |    |   |        |
| O                                 |     |    |    |    |   |        |
| O                                 |     |    |    |    |   |        |
| O                                 |     |    |    |    |   |        |
| O                                 |     |    |    |    |   |        |
| B. TOTAL                          |     | 12 | 22 | 34 | 0 | 11 1/2 |

| C. DISPOSITIONS                                |  | CASES   | Hours in Court           |
|--|--|---|--------------------------|
| 1. MAGISTRATE TRIAL                            | GUilty   | On Plea<br>After Trial<br>Nolo Cont.          | 8 8                      |
|  | NOT GUILTY   |   |                          |
|  | DISMISSAL  |   |                          |
| 2. DISTRICT COURT                              | GUilty   | On Plea                                       | 34 52 3/4                |
|  |  | Nolo Contendere                               |                          |
|  | After Trial  | Jury  | 4 160                    |
|  |  | Court   |                          |
| NOT GUILTY                                     | After Trial  | Jury  | 1 10                     |
|  | Court  |   |                          |
| DISMISSAL OF                                   | Judgment of Acquittal  |   |                          |
|  | Complaint  | 11 6  |                          |
|  | Indictment   | 4 10 1/2                                      |                          |
|  | Information  | 1 1 1/2                                       |                          |
| CASE TRANSFERRED                               | Removed on Rule 40   | 5 2   |                          |
|  | Out on Rule 20   |   |                          |
| PRETRIAL DIVERSION                             | Change of Venue (Rule 21)  |   |                          |
|  | Type I<br>Type II  |   |                          |
| NEW TRIAL                                      | Type I   | 1 12  |                          |
|  | Type II  |   |                          |
| 3. APPEALS DISTRICT COURT                      | Affirmed   | 1   |                          |
|  | Reversed   |   |                          |
|  | Remanded   |   |                          |
|  | Dismissed  |   |                          |
| COURT OF APPEALS                               | By Client  | Affirmed<br>Reversed<br>Remanded<br>Dismissed |                          |
|  | By U.S.  | Affirmed<br>Reversed<br>Remanded<br>Dismissed |                          |
|  | By Client  | Affirmed<br>Reversed<br>Remanded<br>Dismissed |                          |
|  | By U.S.  | Affirmed<br>Reversed<br>Remanded<br>Dismissed |                          |
| SUPREME COURT                                  | By Client  | Affirmed<br>Reversed<br>Remanded<br>Dismissed | 2                        |
|  | By U.S.  | Affirmed<br>Reversed<br>Remanded<br>Dismissed |                          |
|  | By Client  | Granted<br>Denied<br>Dismissed<br>Dismissed   |                          |
|  | By U.S.  | Granted<br>Denied<br>Dismissed                |                          |
| 4. PROBATION & PAROLE                          | Revoked  | 6 3   |                          |
|  | Restored   | 1   |                          |
|  | Terminated   |   |                          |
|  | Ref. To Institution  | 1 1/2   |                          |
| 5. PRISONER MATTERS                            | Granted  | 1   |                          |
|  | Denied   | 1   |                          |
| HABEAS CORPUS                                  | Granted  | 1   |                          |
|  | Denied   | 3 1   |                          |
| 6. COUNSEL RE-LIEVED                           | Appointed  | 1 1/2   |                          |
|  | Substitute Retained  | 1 1/2   |                          |
| 7. MISC.                                       | Def. Waived Counsel  | 1 1/2   |                          |
|  | Failure To Appear<br>Committed 18 U.S.C. 4246<br>NARA III COMMITMENT |   |                          |
| 8. OTHER SERVICES COMPLETED (Specify)          |  |   |                          |
| Representation of Grand Jury Witness           |  |   |                          |
| TOTAL DISPOSITIONS                             |  | 106   | 274 3/4                  |
| D. PETITIONS FOR WRIT OF CERT.                 |  |   |                          |
|  |  | End of Last Period                            | Filed Closed Now Pending |
| E. NUMBER OF CASES CLOSED UNDER LESSER OFFENSE |  |   |                          |

\*

On June, 1978, Report, it was reported that four (4) cases were closed out as "Removed on Rule 40". They should have been "Out on Rule 20".

\*\*

On May, 1978, Report, "Services Completed" was erroneously entered in the "Other Services Completed" category. It should have read "Witness".

DEFENDER ORGANIZATION REPORT JS-50 REV. 7/77

F Y 1978  
 MONTHLY/R. DISTRICT OR LOCATION CODE NO. ORGANIZATION REPORTING FED. PUB. DEPT. COMMUNITY DEPT.  
 10/77-9/30/78 E.D.N.Y. 0207 Federal Defender Services Unit

| OFFENSE CLASS                      | CODE NO.  | NUMBER OF CASES |    |   |    |    | Hours in Court on Closed Cases |
|------------------------------------|---|-----------------|----|---|----|----|--------------------------------|
|                                    |   | ①               | ②  | ③ | ④  | ⑤  |                                |
| <b>A. CRIMINAL DEFENDANT CASES</b> |   |                 |    |   |    |    |                                |
| HOMICIDE                           | 01<br>02<br>03<br>031   |                 |    |   |    |    |                                |
| ROBBERY                            | 11<br>12<br>14  | 21              | 38 | 4 | 48 | 15 | 203.75                         |
| ASSAULT                            | 15<br>21  | 4               | 13 |   | 12 | 5  | 15.75                          |
| BURGLARY                           | 22<br>23<br>24  | 1               |    |   | 1  |    | 3.25                           |
| LARCENY & THEFT                    | 31<br>32<br>33<br>34<br>36<br>37<br>38                                      | 1               | 1  |   | 2  |    | 2.75                           |
| EMBEZZLEMENT                       | 41<br>42<br>43  | 8               | 3  |   | 4  | 7  | 8.25                           |
| FRAUD                              | 45<br>46<br>47<br>48<br>49  | 1               | 6  |   | 3  | 4  | 3.75                           |
| AUTO FORGERY & COUNTERFEITING      | 51<br>55<br>56<br>57<br>58  | 1               | 2  |   | 2  | 1  | 3.75                           |
| SEX OFFENSES                       | 61<br>62<br>63  |                 | 1  |   |    | 1  |                                |
| DRUG OFFENSES                      | 65<br>67<br>68  | 3               |    |   | 3  |    |                                |
| MISC.                              | 71<br>72<br>73<br>74<br>75<br>76<br>77<br>78<br>79<br>80                    | 10              | 21 | 1 | 27 | 5  | 38.75                          |
| Immigration Laws                   | 87  | 2               | 18 |   | 19 | 1  | 57.75                          |
| Liquor, Internal Revenue           | 88<br>89<br>90<br>91<br>92<br>93<br>94<br>95<br>96<br>97<br>98<br>99<br>999 | 1               |    |   |    | 1  |                                |
| FED. STAT.                         | 99<br>999   | 1               | 23 | 1 | 18 | 7  | 34.50                          |
| State Statutes (Not in Above)      | S.S.  |                 | 46 |   | 43 | 3  | 44.50                          |
| Petty Offenses                     | P.O.  | 1               | 10 |   | 7  | 4  | 3.75                           |

|                                 |           |      |    |    |     |     |         |
|---------------------------------|-----------|------|----|----|-----|-----|---------|
| CRIMINAL DEFENDANTS REPRESENTED | A. TOTAL  | 1596 | 27 | 49 | 615 | 220 | 1825.75 |
|                                 | ADULTS    | 1596 | 27 | 49 | 615 | 220 | 1825.75 |
|                                 | JUVENILES |      |    |    |     |     |         |

| B. OTHER DESIGNATIONS             | Code | NUMBER OF CASES |     |   |     |    | Hours  |
|-----------------------------------|------|-----------------|-----|---|-----|----|--------|
|                                   |      | 1               | 2   | 3 | 4   | 5  |        |
| Court of Appeals:                 | TD   |                 |     |   |     |    |        |
| Trial Disposition                 | CA   |                 |     |   |     |    |        |
| Other Matter                      | AFM  |                 |     |   |     |    |        |
| Appeal-Magistrate Decision        | SC   |                 |     |   |     |    |        |
| Supreme Court (cert. granted)     | MA   |                 |     |   |     |    |        |
| Motion Attacking Sent. (2265)     | MC   | 6               | 35  |   | 26  | 15 | 2.00   |
| Motion to Correct or Reduce (R35) | HC   | 5               | 5   |   | 4   | 6  | 7.00   |
| Habeas Corpus                     | CD   |                 | 1   |   | 1   |    |        |
| Court Directed Prisoner Repr.     | BP   |                 |     |   |     |    |        |
| Bail/Prearrest                    | W    | 6               | 20  |   | 23  | 3  | 13.50  |
| Witness                           | PR   | 4               | 97  | 7 | 101 | 7  | 102.50 |
| Probation Revocation              | PA   | 1               | 4   |   | 5   |    | 3.75   |
| Parole Revocation                 | NA   |                 |     |   |     |    |        |
| NARA-Title III (civil)            | O    |                 |     |   |     |    |        |
| Other (Explain)                   | O    |                 |     |   |     |    |        |
|                                   | O    |                 |     |   |     |    |        |
|                                   | O    |                 |     |   |     |    |        |
|                                   | O    |                 |     |   |     |    |        |
|                                   | O    |                 |     |   |     |    |        |
|                                   | O    |                 |     |   |     |    |        |
| B. TOTAL                          |      | 22              | 162 | 7 | 160 | 31 | 128.75 |

| DISPOSITIONS  | CASES                        | Hours in Court |
|---|------------------------------|----------------|
|   |                              |                |
| <b>1. MAGISTRATE TRIAL</b>                            |                              |                |
| GUilty  | On Plea                      |                |
|   | After Trial                  |                |
|   | Nolo Cont.                   |                |
| NOT GUILTY  |                              |                |
| <b>2. DISTRICT COURT</b>                              |                              |                |
| GUilty  | On Plea                      |                |
|   | Guilty                       | 274            |
|   | Nolo Contendere              |                |
|   | After Trial                  |                |
|   | Jury                         | 18             |
|   | Court                        | 3              |
|   |                              | 618.50         |
| NOT GUILTY  | After Trial                  |                |
|   | Jury                         | 3              |
|   | Court                        | 2              |
|   |                              | 83.25          |
| DISMISSAL OF  | Judgment of Acquittal        | 1              |
|   | Complaint                    | 135            |
|   | Indictment                   | 20             |
|   | Information                  |                |
|   | Removed on Rule 40           | 37             |
|   | On Change of Venue (Rule 21) |                |
|   | Type I                       | 13             |
|   | Type II                      | 6              |
|   |                              | 14.75          |
|   |                              | 5.50           |
|   |                              | 76.75          |
| <b>3. APPEALS DISTRICT COURT</b>                      |                              |                |
|   | Affirmed                     |                |
|   | Reversed                     |                |
|   | Remanded                     |                |
|   | Dismissed                    |                |
| <b>COURT OF APPEALS</b>                               |                              |                |
|   | Affirmed                     |                |
|   | Reversed                     |                |
|   | Remanded                     |                |
|   | Dismissed                    |                |
| <b>SUPREME COURT</b>                                  |                              |                |
|   | Affirmed                     |                |
|   | Reversed                     |                |
|   | Remanded                     |                |
|   | Dismissed                    |                |
| <b>MAN-DAMUS</b>                                      |                              |                |
|   | Granted                      |                |
|   | Denied                       |                |
|   | Dismissed                    |                |
| <b>4. PROBATION &amp; PAROLE</b>                      |                              |                |
|   | Revoked                      | 29             |
|   | Restored                     | 29             |
|   | Terminated                   | 17             |
|   |                              | 24.50          |
|   |                              | 40.75          |
|   |                              | 12.50          |
|   | Revoked                      | 2              |
|   | Restored                     | 2              |
|   | Terminated                   |                |
|   |                              | 1.25           |
|   | Ref. To Institution          | 1              |
|   |                              | 2.50           |
| <b>5. PRISONER MATTERS</b>                            |                              |                |
|   | Granted                      |                |
|   | Denied                       | 4              |
|   |                              | 7.00           |
| <b>HABEAS CORPUS</b>                                  |                              |                |
|   | Granted                      | 4              |
|   | Denied                       | 21             |
|   | Dismissed                    | 1              |
|   |                              | 2.00           |
| <b>6. COUNSEL RE-LIEVED</b>                           |                              |                |
|   | Appointed                    | 18             |
|   | Substitute                   | 76             |
|   | Retained                     | 61.50          |
|   | Def. Waived Counsel          | 1              |
|   |                              | 72.50          |
|   | Failure To Appear            | 36             |
|   |                              | 39.75          |
| <b>7. MISC. NARA III COMMITMENT</b>                   |                              |                |
|   | Committed 18 U.S.C. 4246     |                |
| <b>8. OTHER SERVICES COMPLETED (Specify)</b>          |                              |                |
|   | witness                      | 23             |
|   |                              | 13.50          |
|   | Viol. of Prob.               | 1              |
|   |                              |                |
| <b>TOTAL DISPOSITIONS</b>                             |                              |                |
|   |                              | 775            |
|   |                              | 1954.50        |
| <b>D. PETITIONS FOR WRIT OF CERT.</b>                 |                              |                |
|   | End of Last Period           |                |
|   | Filed                        |                |
|   | Closed                       |                |
|   | Now Pending                  |                |
| <b>E. NUMBER OF CASES CLOSED UNDER LESSER OFFENSE</b> |                              |                |

DEFENDER ORGANIZATION REPORT JS-50 REV. 7/77

F.Y. 1978

MONTH/QUARTER: 10/1/77-9/30/78 DISTRICT OR LOCATION: Second Circuit CODE NO: 0208-1 ORGANIZATION REPORTING: Federal Defender Services Unit FED. POL. DIST.: COMMUNITY DIST.: 08

| OFFENSE CLASS                 | CODE NO. | NUMBER OF CASES            |               |                     |             |                     | Hours in Court on these Cases |
|-------------------------------|----------|----------------------------|---------------|---------------------|-------------|---------------------|-------------------------------|
|                               |          | 1<br>Total<br>(all months) | 2<br>Appeared | 3<br>Not<br>Entered | 4<br>Closed | 5<br>Now<br>Pending |                               |
| HOMICIDE                      | 01       |                            |               |                     |             |                     |                               |
|                               | 02       |                            |               |                     |             |                     |                               |
|                               | 03       |                            |               |                     |             |                     |                               |
|                               | 031      |                            |               |                     |             |                     |                               |
| ROBBERY                       | 11       |                            |               |                     |             |                     |                               |
|                               | 12       |                            |               |                     |             |                     |                               |
|                               | 14       |                            |               |                     |             |                     |                               |
| ASSAULT                       | 15       |                            |               |                     |             |                     |                               |
|                               | 21       |                            |               |                     |             |                     |                               |
| BURGLARY                      | 22       |                            |               |                     |             |                     |                               |
|                               | 23       |                            |               |                     |             |                     |                               |
|                               | 24       |                            |               |                     |             |                     |                               |
|                               | 31       |                            |               |                     |             |                     |                               |
|                               | 32       |                            |               |                     |             |                     |                               |
| LARCENY & THEFT               | 33       |                            |               |                     |             |                     |                               |
|                               | 34       |                            |               |                     |             |                     |                               |
|                               | 36       |                            |               |                     |             |                     |                               |
|                               | 37       |                            |               |                     |             |                     |                               |
|                               | 38       |                            |               |                     |             |                     |                               |
| EMBEZZLEMENT                  | 41       |                            |               |                     |             |                     |                               |
|                               | 42       |                            |               |                     |             |                     |                               |
|                               | 43       |                            |               |                     |             |                     |                               |
|                               | 45       |                            |               |                     |             |                     |                               |
|                               | 46       |                            |               |                     |             |                     |                               |
| FRAUD                         | 47       |                            |               |                     |             |                     |                               |
|                               | 48       |                            |               |                     |             |                     |                               |
|                               | 49       |                            |               |                     |             |                     |                               |
| AUTO                          | 51       |                            |               |                     |             |                     |                               |
| FORGERY & COUNTERFEITING      | 55       |                            |               |                     |             |                     |                               |
|                               | 56       |                            |               |                     |             |                     |                               |
|                               | 57       |                            |               |                     |             |                     |                               |
|                               | 58       |                            |               |                     |             |                     |                               |
| SEX OFFENSES                  | 61       |                            |               |                     |             |                     |                               |
|                               | 62       |                            |               |                     |             |                     |                               |
|                               | 63       |                            |               |                     |             |                     |                               |
| DRUG OFFENSES                 | 65       |                            |               |                     |             |                     |                               |
|                               | 67       |                            |               |                     |             |                     |                               |
|                               | 68       |                            |               |                     |             |                     |                               |
|                               | 71       |                            |               |                     |             |                     |                               |
|                               | 72       |                            |               |                     |             |                     |                               |
|                               | 73       |                            |               |                     |             |                     |                               |
|                               | 74       |                            |               |                     |             |                     |                               |
| MISC.                         | 75       |                            |               |                     |             |                     |                               |
|                               | 76       |                            |               |                     |             |                     |                               |
|                               | 77       |                            |               |                     |             |                     |                               |
|                               | 78       |                            |               |                     |             |                     |                               |
|                               | 79       |                            |               |                     |             |                     |                               |
| Immigration Laws              | 87       |                            |               |                     |             |                     |                               |
| Liquor, Internal Revenue      | 89       |                            |               |                     |             |                     |                               |
|                               | 91       |                            |               |                     |             |                     |                               |
|                               | 92       |                            |               |                     |             |                     |                               |
|                               | 93       |                            |               |                     |             |                     |                               |
| FED. STAT.                    | 94       |                            |               |                     |             |                     |                               |
|                               | 96       |                            |               |                     |             |                     |                               |
|                               | 98       |                            |               |                     |             |                     |                               |
|                               | 99       |                            |               |                     |             |                     |                               |
|                               | 999      |                            |               |                     |             |                     |                               |
|                               | 99x      |                            |               |                     |             |                     |                               |
| State Statutes (Not in Above) | S.S.     |                            |               |                     |             |                     |                               |
| Petty Offenses                | P.D.     |                            |               |                     |             |                     |                               |

| CRIMINAL DEFENDANTS REPRESENTED | A. TOTAL |           | B. OTHER DISPOSITIONS |    |   |     |    | Hours |
|---------------------------------|----------|-----------|-----------------------|----|---|-----|----|-------|
|                                 | ADULTS   | JUVENILES | 1                     | 2  | 3 | 4   | 5  |       |
| Trial Disposition               | TD       |           | 36                    | 57 |   | 70  | 23 | 63.50 |
| CA                              | CA       |           | 6                     | 15 |   | 16  | 5  | 11.50 |
| APM                             | APM      |           | 1                     |    | 1 | 0   |    | 1.50  |
| SC                              | SC       |           | 1                     |    | 1 | 0   |    | 3.00  |
| MA                              | MA       |           |                       |    |   |     |    |       |
| MC                              | MC       |           | 8                     | 1  | 8 | 1   |    | 1.75  |
| HC                              | HC       |           | 3                     | 4  |   | 3   | 4  | 2.00  |
| CD                              | CD       |           |                       |    |   |     |    |       |
| BP                              | BP       |           |                       |    |   |     |    |       |
| W                               | W        |           |                       |    |   |     |    |       |
| PR                              | PR       |           |                       |    |   |     |    |       |
| PA                              | PA       |           |                       |    |   |     |    |       |
| NA                              | NA       |           |                       |    |   |     |    |       |
| O                               | O        |           | 1                     |    |   | 1   | 0  | 2.00  |
| D                               | D        |           |                       | 1  |   |     | 1  | 6.50  |
| O                               | O        |           |                       |    |   |     |    |       |
| O                               | O        |           |                       |    |   |     |    |       |
| O                               | O        |           |                       |    |   |     |    |       |
| B. TOTAL                        |          |           | 46                    | 88 | 1 | 101 | 34 | 91.75 |

| DISPOSITIONS              | CASES | Hours in Court |                           |                   |                           |                  |               |           |                       |                     |               |                                 |                      |                              |
|---------------------------|-------|----------------|---------------------------|-------------------|---------------------------|------------------|---------------|-----------|-----------------------|---------------------|---------------|---------------------------------|----------------------|------------------------------|
|                           |       |                | 1. MAGISTRATE TRIAL COURT | 2. DISTRICT COURT | 3. APPEALS DISTRICT COURT | COURT OF APPEALS | SUPREME COURT | MAN-DAMUS | 4. PROBATION & PAROLE | 5. PRISONER MATTERS | HABEAS CORPUS | SENTENCE MOTION (2255, Rule 35) | 3. COUNSEL RE-LIEVED | 7. MISC. NARA III COMMITMENT |
| On Plea                   |       |                |                           |                   |                           |                  |               |           |                       |                     |               |                                 |                      |                              |
| Alter Trial               |       |                |                           |                   |                           |                  |               |           |                       |                     |               |                                 |                      |                              |
| Nolo Cont.                |       |                |                           |                   |                           |                  |               |           |                       |                     |               |                                 |                      |                              |
| On Plea                   |       |                |                           |                   |                           |                  |               |           |                       |                     |               |                                 |                      |                              |
| Guilty                    |       |                |                           |                   |                           |                  |               |           |                       |                     |               |                                 |                      |                              |
| Nolo                      |       |                |                           |                   |                           |                  |               |           |                       |                     |               |                                 |                      |                              |
| Contendere                |       |                |                           |                   |                           |                  |               |           |                       |                     |               |                                 |                      |                              |
| After Trial               |       |                |                           |                   |                           |                  |               |           |                       |                     |               |                                 |                      |                              |
| Jury                      |       |                |                           |                   |                           |                  |               |           |                       |                     |               |                                 |                      |                              |
| Court                     |       |                |                           |                   |                           |                  |               |           |                       |                     |               |                                 |                      |                              |
| After Trial               |       |                |                           |                   |                           |                  |               |           |                       |                     |               |                                 |                      |                              |
| Jury                      |       |                |                           |                   |                           |                  |               |           |                       |                     |               |                                 |                      |                              |
| Court                     |       |                |                           |                   |                           |                  |               |           |                       |                     |               |                                 |                      |                              |
| Judgment of Acquittal     |       |                |                           |                   |                           |                  |               |           |                       |                     |               |                                 |                      |                              |
| Complaint                 |       |                |                           |                   |                           |                  |               |           |                       |                     |               |                                 |                      |                              |
| Indictment                |       |                |                           |                   |                           |                  |               |           |                       |                     |               |                                 |                      |                              |
| Information               |       |                |                           |                   |                           |                  |               |           |                       |                     |               |                                 |                      |                              |
| Removed on Rule 40        |       |                |                           |                   |                           |                  |               |           |                       |                     |               |                                 |                      |                              |
| Out on Rule 20            |       |                |                           |                   |                           |                  |               |           |                       |                     |               |                                 |                      |                              |
| Change of Venue (Rule 21) |       |                |                           |                   |                           |                  |               |           |                       |                     |               |                                 |                      |                              |
| Type I                    |       |                |                           |                   |                           |                  |               |           |                       |                     |               |                                 |                      |                              |
| Type II                   |       |                |                           |                   |                           |                  |               |           |                       |                     |               |                                 |                      |                              |
| Affirmed                  | 1     | 1.50           |                           |                   |                           |                  |               |           |                       |                     |               |                                 |                      |                              |
| Reversed                  |       |                |                           |                   |                           |                  |               |           |                       |                     |               |                                 |                      |                              |
| Remanded                  |       |                |                           |                   |                           |                  |               |           |                       |                     |               |                                 |                      |                              |
| Dismissed                 |       |                |                           |                   |                           |                  |               |           |                       |                     |               |                                 |                      |                              |
| Affirmed                  | 60    | 61.75          |                           |                   |                           |                  |               |           |                       |                     |               |                                 |                      |                              |
| Reversed                  | 5     | 5.75           |                           |                   |                           |                  |               |           |                       |                     |               |                                 |                      |                              |
| Remanded                  | 3     | 3.25           |                           |                   |                           |                  |               |           |                       |                     |               |                                 |                      |                              |
| Dismissed                 | 2     | (withdrawn)    |                           |                   |                           |                  |               |           |                       |                     |               |                                 |                      |                              |
| Affirmed                  | 4     | 4.25           |                           |                   |                           |                  |               |           |                       |                     |               |                                 |                      |                              |
| Reversed                  |       |                |                           |                   |                           |                  |               |           |                       |                     |               |                                 |                      |                              |
| Remanded                  |       |                |                           |                   |                           |                  |               |           |                       |                     |               |                                 |                      |                              |
| Dismissed                 | 1     | (withdrawn)    |                           |                   |                           |                  |               |           |                       |                     |               |                                 |                      |                              |
| Affirmed                  |       |                |                           |                   |                           |                  |               |           |                       |                     |               |                                 |                      |                              |
| Reversed                  |       |                |                           |                   |                           |                  |               |           |                       |                     |               |                                 |                      |                              |
| Remanded                  |       |                |                           |                   |                           |                  |               |           |                       |                     |               |                                 |                      |                              |
| Dismissed                 |       |                |                           |                   |                           |                  |               |           |                       |                     |               |                                 |                      |                              |
| Affirmed                  | 1     | 3.00           |                           |                   |                           |                  |               |           |                       |                     |               |                                 |                      |                              |
| Reversed                  |       |                |                           |                   |                           |                  |               |           |                       |                     |               |                                 |                      |                              |
| Remanded                  |       |                |                           |                   |                           |                  |               |           |                       |                     |               |                                 |                      |                              |
| Dismissed                 |       |                |                           |                   |                           |                  |               |           |                       |                     |               |                                 |                      |                              |
| Granted                   |       |                |                           |                   |                           |                  |               |           |                       |                     |               |                                 |                      |                              |
| Denied                    |       |                |                           |                   |                           |                  |               |           |                       |                     |               |                                 |                      |                              |
| Dismissed                 |       |                |                           |                   |                           |                  |               |           |                       |                     |               |                                 |                      |                              |
| Granted                   |       |                |                           |                   |                           |                  |               |           |                       |                     |               |                                 |                      |                              |
| Denied                    |       |                |                           |                   |                           |                  |               |           |                       |                     |               |                                 |                      |                              |
| Dismissed                 |       |                |                           |                   |                           |                  |               |           |                       |                     |               |                                 |                      |                              |
| Revoked                   |       |                |                           |                   |                           |                  |               |           |                       |                     |               |                                 |                      |                              |
| Restored                  |       |                |                           |                   |                           |                  |               |           |                       |                     |               |                                 |                      |                              |
| Terminated                |       |                |                           |                   |                           |                  |               |           |                       |                     |               |                                 |                      |                              |
| Revoked                   |       |                |                           |                   |                           |                  |               |           |                       |                     |               |                                 |                      |                              |
| Restored                  |       |                |                           |                   |                           |                  |               |           |                       |                     |               |                                 |                      |                              |
| Terminated                |       |                |                           |                   |                           |                  |               |           |                       |                     |               |                                 |                      |                              |
| Ref. To Institution       |       |                |                           |                   |                           |                  |               |           |                       |                     |               |                                 |                      |                              |
| Granted                   |       |                |                           |                   |                           |                  |               |           |                       |                     |               |                                 |                      |                              |
| Denied                    | 1     | 2.00           |                           |                   |                           |                  |               |           |                       |                     |               |                                 |                      |                              |
| Dismissed/Rel.            | 2     |                |                           |                   |                           |                  |               |           |                       |                     |               |                                 |                      |                              |
| Granted                   | 2     | .75            |                           |                   |                           |                  |               |           |                       |                     |               |                                 |                      |                              |
| Denied                    | 6     | 1.00           |                           |                   |                           |                  |               |           |                       |                     |               |                                 |                      |                              |
| Dismissed                 |       |                |                           |                   |                           |                  |               |           |                       |                     |               |                                 |                      |                              |
| Appointed                 | 9     |                |                           |                   |                           |                  |               |           |                       |                     |               |                                 |                      |                              |
| Retained                  |       |                |                           |                   |                           |                  |               |           |                       |                     |               |                                 |                      |                              |
| Def. Waived Counsel       | 2     |                |                           |                   |                           |                  |               |           |                       |                     |               |                                 |                      |                              |
| Failure To Appear         |       |                |                           |                   |                           |                  |               |           |                       |                     |               |                                 |                      |                              |
| Committed 18 U.S.C. 4246  |       |                |                           |                   |                           |                  |               |           |                       |                     |               |                                 |                      |                              |
| NARA III COMMITMENT       |       |                |                           |                   |                           |                  |               |           |                       |                     |               |                                 |                      |                              |
| Sentence                  | 1     | 6.50           |                           |                   |                           |                  |               |           |                       |                     |               |                                 |                      |                              |
| Mandamus                  | 1     | 2.00           |                           |                   |                           |                  |               |           |                       |                     |               |                                 |                      |                              |
| TOTAL DISPOSITIONS        | 101   | 91.75          |                           |                   |                           |                  |               |           |                       |                     |               |                                 |                      |                              |
| End of Last Period        | 12    | 19             | 22                        | 9                 |                           |                  |               |           |                       |                     |               |                                 |                      |                              |

DEFENDER ORGANIZATION REPORT JS-50 REV. 7/77

F.Y. 1978  
 DISTRICT LOCATION  
 COUNTY NO. 0208-1 ORGANIZATION REPORTING FEDERAL DEFENDER SERVICES UNIT COMMUNITY DISTRICT  
 10/77-9/30/78 S.D.N.Y.

| A CRIMINAL DEFENDANT CASES    |          | NUMBER OF CASES        |             |                  |            |                 | Hours in Court in Closed Cases |
|-------------------------------|----------|------------------------|-------------|------------------|------------|-----------------|--------------------------------|
| OFFENSE CLASS                 | CODE NO. | (1) End of Last Period | (2) Expense | (3) Not Expended | (4) Closed | (5) Now Pending |                                |
| <b>HOMICIDE</b>               |          |                        |             |                  |            |                 |                                |
| • Murder, 1st degree          | 01       |                        |             |                  |            |                 |                                |
| • Murder, 2nd degree          | 02       |                        |             |                  |            |                 |                                |
| • Manslaughter                | 03       |                        |             |                  |            |                 |                                |
| • Negligent Homicide          | 031      |                        |             |                  |            |                 |                                |
| • Bank                        | 011      | 19                     | 47          |                  | 51         | 15              | 174.75                         |
| <b>ROBBERY</b>                |          |                        |             |                  |            |                 |                                |
| • Postal                      | 12       |                        |             |                  |            |                 |                                |
| • Other                       | 14       |                        |             |                  | 1          |                 | 2.50                           |
| • Assault                     | 15       | 5                      | 9           |                  | 13         | 1               | 23.25                          |
| <b>ASSAULT</b>                |          |                        |             |                  |            |                 |                                |
| • Bank                        | 21       |                        |             |                  |            |                 |                                |
| • Postal                      | 22       | 1                      |             |                  | 1          |                 | 2.00                           |
| • Interstate Com.             | 23       |                        |             |                  |            |                 |                                |
| • Other                       | 24       |                        |             |                  |            |                 |                                |
| <b>BURGLARY</b>               |          |                        |             |                  |            |                 |                                |
| • Bank                        | 31       | 1                      |             |                  | 1          |                 | 2.25                           |
| • Postal                      | 32       | 26                     | 54          | 5                | 59         | 26              | 175.00                         |
| • Interstate Com.             | 33       | 1                      | 7           |                  | 5          | 3               | 9.75                           |
| • U.S. Property               | 34       | 8                      | 54          | 1                | 51         | 12              | 147.00                         |
| <b>LARCENY &amp; THEFT</b>    |          |                        |             |                  |            |                 |                                |
| • Transp. Stolen Prop.        | 36       | 3                      | 7           |                  | 8          | 2               | 20.75                          |
| • Other - Falsely             | 37       |                        |             |                  | 1          |                 | 2.25                           |
| • Other - Misd.               | 38       |                        |             |                  | 1          |                 | 2.00                           |
| <b>EMBEZZLEMENT</b>           |          |                        |             |                  |            |                 |                                |
| • Bank                        | 41       | 2                      | 32          |                  | 20         | 14              | 37.50                          |
| • Postal                      | 42       | 14                     | 42          |                  | 44         | 12              | 134.50                         |
| • Other                       | 43       | 1                      | 17          |                  | 12         | 6               | 36.75                          |
| <b>FRAUD</b>                  |          |                        |             |                  |            |                 |                                |
| • Income Tax                  | 45       | 3                      | 1           |                  | 4          |                 | 25.00                          |
| • Lending Inst.               | 46       | 3                      | 13          |                  | 9          | 7               | 16.25                          |
| • Postal & Wire               | 47       | 6                      | 19          | 1                | 20         | 6               | 36.00                          |
| • Veterans & Allot.           | 48       |                        |             |                  |            |                 |                                |
| • Other Fraud                 | 49       | 12                     | 48          |                  | 39         | 21              | 104.25                         |
| <b>AUTO</b>                   |          |                        |             |                  |            |                 |                                |
| • Vehicle Theft               | 51       | 4                      | 1           |                  | 3          | 2               | 17.00                          |
| <b>FORGERY</b>                |          |                        |             |                  |            |                 |                                |
| • Transp. Forg. Sec.          | 55       |                        |             | 3                | 1          | 3               | 4.00                           |
| • Postal Forgery              | 56       | 4                      | 1           |                  | 1          | 4               | 3.25                           |
| <b>COUNTERFEITING</b>         |          |                        |             |                  |            |                 |                                |
| • Other Forgery               | 57       | 55                     | 85          | 10               | 122        | 28              | 481.75                         |
| • Counterfeiting              | 58       | 4                      | 22          | 2                | 20         | 8               | 152.25                         |
| <b>SEX OFFENSES</b>           |          |                        |             |                  |            |                 |                                |
| • Rape                        | 61       |                        |             |                  |            |                 |                                |
| • White Slave & Aliens        | 62       |                        |             | 2                |            | 1               | 1.25                           |
| • Other                       | 63       |                        |             |                  |            |                 |                                |
| <b>DRUG OFFENSES</b>          |          |                        |             |                  |            |                 |                                |
| • Marijuana                   | 65       |                        |             |                  |            |                 |                                |
| • Narcotics                   | 67       | 35                     | 100         | 4                | 106        | 33              | 763.50                         |
| • Controlled Substances       | 68       | 1                      |             |                  | 1          |                 | 2.00                           |
| <b>MISC.</b>                  |          |                        |             |                  |            |                 |                                |
| • Bribery                     | 71       | 2                      | 1           |                  | 2          | 1               | 3.50                           |
| • Traffic                     | 72       |                        |             |                  |            |                 |                                |
| • Escape                      | 73       | 16                     | 57          |                  | 59         | 14              | 92.50                          |
| • Extortion & Rackets         | 74       | 5                      | 7           |                  | 8          | 4               | 37.50                          |
| • Gambling & Lottery          | 75       |                        |             |                  |            |                 |                                |
| • Kidnapping & Racketry       | 76       | 1                      |             |                  | 1          |                 | 6.50                           |
| • Perjury                     | 77       |                        |             |                  | 2          |                 | 88.00                          |
| • Weapons                     | 78       | 4                      | 22          |                  | 20         | 6               | 84.00                          |
| • Other                       | 79       |                        |             |                  |            |                 |                                |
| <b>Immigration Laws</b>       |          |                        |             |                  |            |                 |                                |
| • Liquor, Internal Revenue    | 87       | 1                      | 18          |                  | 18         | 1               | 40.50                          |
| • Agriculture                 | 81       |                        |             |                  |            |                 |                                |
| • Antitrust                   | 82       |                        | 3           |                  | 2          | 1               | 1.50                           |
| • Fair Lab. Std.              | 83       |                        |             |                  |            |                 |                                |
| • Food/Drug                   | 84       |                        |             |                  |            |                 |                                |
| • Migr. Bird                  | 96       |                        |             |                  |            |                 |                                |
| • Motor Carr.                 | 95       |                        |             |                  |            |                 |                                |
| • Nat'l Defense               | 97       |                        |             |                  |            |                 |                                |
| • Obscene Mail                | 98       | 1                      |             |                  |            | 1               |                                |
| • Other                       | 99       | 5                      | 20          |                  | 14         | 11              | 70.75                          |
| • Misc. Other                 | 999      |                        |             |                  |            |                 |                                |
| • Civil Rights                | 99x      |                        |             |                  |            |                 |                                |
| <b>FED. STAT.</b>             |          |                        |             |                  |            |                 |                                |
| State Statutes (Not in Above) | S.S.     |                        |             |                  |            |                 |                                |
| Petty Offenses                | P.O.     | 2                      | 1           |                  | 3          |                 | 7.50                           |

|                                 |           |     |     |    |     |     |         |
|---------------------------------|-----------|-----|-----|----|-----|-----|---------|
| CRIMINAL DEFENDANTS REPRESENTED | A. TOTAL  | 245 | 699 | 24 | 727 | 241 | 2807.50 |
|                                 | ADULTS    | 243 | 695 | 24 | 726 | 236 | 2807.50 |
|                                 | JUVENILES | 2   | 4   |    | 1   | 5   |         |

| B OTHER REPRESENTATIONS           | NUMBER OF CASES |    |     |   |     | Hours |        |
|-----------------------------------|-----------------|----|-----|---|-----|-------|--------|
|                                   | 1               | 2  | 3   | 4 | 5   |       |        |
| <b>Court of Appeals:</b>          |                 |    |     |   |     |       |        |
| Trial Disposition                 | TD              |    |     |   |     |       |        |
| Other Matters                     | CA              |    |     |   |     |       |        |
| Appeal - Magistrate Decision      | APM             |    |     |   |     |       |        |
| Supreme Court (cert. granted)     | SC              |    |     |   |     |       |        |
| Motion Attacking Sent. (225b)     | MA              |    |     |   |     |       |        |
| Motion to Correct or Reduce (R35) | MC              | 7  | 38  |   | 24  | 21    | 6.00   |
| Habeas Corpus                     | HC              | 1  |     |   | 1   |       |        |
| Court Directed Prisoner Repr.     | CD              |    | 2   |   | 2   |       | .75    |
| Bail/Prearrestment                | BP              | 1  | 96  |   | 97  |       | 54.00  |
| Witness                           | W               | 22 | 48  |   | 47  | 23    | 20.00  |
| Probation Revocation              | PR              | 21 | 93  |   | 89  | 25    | 139.50 |
| Parole Revocation                 | PA              |    | 7   |   | 6   | 1     | 4.50   |
| NARA - Title III (civil)          | NA              |    |     |   |     |       |        |
| Other (Explain)                   | O               |    |     |   |     |       |        |
| Travel Permission                 | O               |    |     |   | 1   |       |        |
| O                                 | O               |    |     |   |     |       |        |
| O                                 | O               |    |     |   |     |       |        |
| O                                 | O               |    |     |   |     |       |        |
| O                                 | O               |    |     |   |     |       |        |
| O                                 | O               |    |     |   |     |       |        |
| <b>B. TOTAL</b>                   |                 | 52 | 285 |   | 267 | 70    | 224.75 |

| C. DISPOSITIONS  |                           |       | C. CASES |             | Hours in Court |
|--|---------------------------|-------|----------|-------------|----------------|
| DISPOSITION  | CASES                     | Hours |          |             |                |
| <b>I. MAGISTRATE TRIAL</b>                                   |                           |       |          |             |                |
| GUILTY   | On Plea                   | 29    |          |             | 61.25          |
|  | After Trial               |       |          |             |                |
|  | Nolo Cont.                |       |          |             |                |
| NOT GUILTY   |                           |       |          |             |                |
| <b>DISMISSAL OF</b>  |                           |       |          |             |                |
| <b>2. DISTRICT COURT</b>                                     |                           |       |          |             |                |
| GUILTY   | On Plea                   |       |          |             |                |
|  | Guilty                    | 388   |          |             | 1156.00        |
|  | Nolo Contendere           |       |          |             |                |
|  | After Trial               |       |          |             |                |
|  | Jury                      | 26    |          |             | 888.00         |
|  | Court                     |       |          |             |                |
|  |                           | 1     |          |             | 19.75          |
| NOT GUILTY   | After Trial               |       |          |             |                |
|  | Jury                      | 4     |          |             | 141.25         |
|  | Court                     |       |          |             |                |
|  |                           | 1     |          |             | 4.00           |
| <b>3. APPEALS DISTRICT COURT</b>                             |                           |       |          |             |                |
| DISMISSAL OF   | Judgment of Acquittal     |       |          |             |                |
|  | Complaint                 | 91    |          |             | 126.25         |
|  | Indictment Information    | 9     |          |             | 23.75          |
| <b>CASE TRANSFERRED</b>                                      |                           |       |          |             |                |
|  | Removed on Rule 40        | 18    |          |             | 32.75          |
|  | Out on Rule 20            | 2     |          |             | .25            |
|  | Change of Venue (Rule 21) |       |          |             |                |
| PRETRIAL DIVERSION   | Type I                    | 63    |          |             | 116.00         |
|  | Type II                   |       |          |             |                |
| NEW TRIAL  |                           | 4     |          |             | 137.75         |
| <b>3. APPEALS SUPREME COURT</b>                              |                           |       |          |             |                |
| DISMISSAL OF   | Affirmed                  |       |          |             |                |
|  | Reversed                  |       |          |             |                |
|  | Remanded                  |       |          |             |                |
|  | Dismissed                 |       |          |             |                |
| <b>COURT OF APPEALS</b>                                      |                           |       |          |             |                |
| By Client  | Affirmed                  |       |          |             |                |
|  | Reversed                  |       |          |             |                |
|  | Dismissed                 |       |          |             |                |
| By U.S.  | Affirmed                  |       |          |             |                |
|  | Reversed                  |       |          |             |                |
|  | Dismissed                 |       |          |             |                |
| <b>SUPREME COURT</b>   |                           |       |          |             |                |
| By Client  | Affirmed                  |       |          |             |                |
|  | Reversed                  |       |          |             |                |
|  | Dismissed                 |       |          |             |                |
| By U.S.  | Affirmed                  |       |          |             |                |
|  | Reversed                  |       |          |             |                |
|  | Dismissed                 |       |          |             |                |
| <b>MAN-DAMUS</b>   |                           |       |          |             |                |
| By Client  | Granted                   |       |          |             |                |
|  | Denied                    |       |          |             |                |
| By U.S.  | Granted                   |       |          |             |                |
|  | Denied                    |       |          |             |                |
|  | Dismissed                 |       |          |             |                |
| <b>4. PROBATION &amp; PAROLE</b>                             |                           |       |          |             |                |
| REVOKED  | Revoked                   | 35    |          |             | 63.00          |
|  | Restored                  | 32    |          |             | 49.00          |
| TERMINATED   | Terminated                | 8     |          |             | 14.75          |
|  | Revoked                   | 2     |          |             | 4.25           |
|  | Restored                  |       |          |             |                |
|  | Terminated                |       |          |             |                |
|  | Ref. To Institution       |       |          |             |                |
| <b>5. PRISONER MATTERS</b>                                   |                           |       |          |             |                |
| GRANTED  | Granted                   | 1     |          |             |                |
| DENIED   | Denied                    | 4     |          |             | 1.50           |
| <b>HABEAS CORPUS</b>   |                           |       |          |             |                |
| SENTENCE MOTION  | Granted                   | 11    |          |             | 3.50           |
|  | Denied                    | 8     |          |             | 1.00           |
| (225b, Rule 35)  | Dismissed                 |       |          |             |                |
| <b>6. COUNSEL RE-LIEVED</b>                                  |                           |       |          |             |                |
| APPOINTED  | Appointed                 | 47    |          |             | 61.25          |
| RETAINED   | Retained                  | 42    |          |             | 54.75          |
| <b>7. MISC. COMMITTED 18 U.S.C. 424E NARA III COMMITMENT</b> |                           |       |          |             |                |
|  |                           |       |          |             |                |
| <b>8. OTHER SERVICES COMPLETED (Specify)</b>                 |                           |       |          |             |                |
| BP   | BP                        | 96    |          |             | 48.50          |
| W  | W                         | 45    |          |             | 18.75          |
| TRAVEL PERMISSION  | Travel Permission         | 3     |          |             | .25            |
| PA   | PA                        | 1     |          |             | .75            |
| CD   | CD                        | 1     |          |             |                |
| PO   | PO                        | 1     |          |             | 4.00           |
| PP   | PP                        | 1     |          |             |                |
| <b>TOTAL DISPOSITIONS</b>                                    |                           |       |          |             |                |
|  |                           | 994   |          |             | 3032.25        |
| <b>D. PETITIONS FOR WRIT OF CERT.</b>                        |                           |       |          |             |                |
|  | End of Last Period        | Filed | Closed   | Now Pending |                |
| O  | O                         |       |          |             |                |
| O  | O                         |       |          |             |                |
| O  | O                         |       |          |             |                |
| O  | O                         |       |          |             |                |
| O  | O                         |       |          |             |                |
| O  | O                         |       |          |             |                |
| <b>E. NUMBER OF CASES CLOSED UNDER LESSER OFFENSE</b>        |                           |       |          |             |                |





DEFENDER ORGANIZATION REPORT JS-50 REV. 7/77

MONTHLY Oct. 1, 1977 DISTRICT OF COURT EASTERN, PA. COUNTY NO. 0313 ORGANIZATION REPORTING FED. CT. DIV. DEFENDER ASSN. FEDERAL OFFICE OF COMMUNITY DEVELOPMENT

| A. CRIMINAL OFFENSES          |          | NUMBER OF CASES         |             |               |             |                  | Hours in Court or Other Cases |
|-------------------------------|----------|-------------------------|-------------|---------------|-------------|------------------|-------------------------------|
| OFFENSE CLASS                 | CODE NO. | 1<br>Not in Last Period | 2<br>Opened | 3<br>Reopened | 4<br>Closed | 5<br>Now Pending |                               |
| HOMICIDE                      | 01       |                         |             |               |             |                  |                               |
|                               | 02       |                         |             |               |             |                  |                               |
|                               | 03       | 1                       | 0           |               | 1           | 0                | 10                            |
|                               | 031      |                         |             |               |             |                  |                               |
| HUBBERY                       | 11       | 10                      | 17          |               | 19          | 8                | 84                            |
|                               | 12       | 1                       | 3           |               | 2           | 1                | 12                            |
|                               | 14       | 2                       | 2           |               | 4           | 0                | 8                             |
| ASSAULT                       | 15       | 3                       | 7           |               | 9           | 1                | 25                            |
|                               | 71       |                         |             |               |             |                  |                               |
| BURGLARY                      | 22       | 0                       | 2           |               | 2           | 0                | 7                             |
|                               | 23       |                         |             |               |             |                  |                               |
|                               | 24       |                         |             |               |             |                  |                               |
| LARCENY & THEFT               | 31       | 2                       | 1           |               | 3           | 0                | 16                            |
|                               | 32       | 14                      | 51          |               | 58          | 7                | 127                           |
|                               | 33       | 3                       | 8           |               | 9           | 2                | 32                            |
|                               | 34       | 5                       | 5           |               | 8           | 2                | 23                            |
|                               | 36       | 3                       | 2           |               | 3           | 2                | 40                            |
|                               | 37       | 3                       | 2           |               | 4           | 1                | 10                            |
|                               | 38       |                         |             |               |             |                  |                               |
| EMBEZZLEMENT                  | 41       | 6                       | 11          |               | 15          | 2                | 34                            |
|                               | 42       | 1                       | 5           |               | 6           | 0                | 9                             |
|                               | 43       | 4                       | 1           |               | 5           | 0                | 15                            |
| FRAUD                         | 45       | 1                       | 6           |               | 6           | 1                | 26                            |
|                               | 46       | 1                       | 1           |               | 1           | 1                | 1                             |
|                               | 47       | 3                       | 6           |               | 4           | 5                | 34                            |
|                               | 48       |                         |             |               |             |                  |                               |
|                               | 49       | 8                       | 33          |               | 33          | 8                | 109                           |
| AUTO FORGERY                  | 51       | 5                       | 4           |               | 4           | 5                | 11                            |
|                               | 55       | 2                       | 5           |               | 5           | 2                | 14                            |
| COUNTERFEITING                | 56       |                         |             |               |             |                  |                               |
|                               | 57       | 55                      | 402         |               | 435         | 22               | 847                           |
|                               | 58       | 10                      | 6           |               | 10          | 6                | 57                            |
| SEX OFFENSES                  | 61       | 0                       | 1           |               | 1           | 0                | 2                             |
|                               | 62       |                         |             |               |             |                  |                               |
|                               | 63       |                         |             |               |             |                  |                               |
| DRUG OFFENSES                 | 65       |                         |             |               |             |                  |                               |
|                               | 67       | 11                      | 13          |               | 18          | 6                | 135                           |
|                               | 68       | 9                       | 14          |               | 20          | 3                | 103                           |
| MISC.                         | 71       |                         |             |               |             |                  |                               |
|                               | 72       | 0                       | 1           |               | 1           | 0                | 2                             |
|                               | 73       | 6                       | 12          |               | 13          | 5                | 29                            |
|                               | 74       | 1                       | 2           |               | 3           | 0                | 22                            |
|                               | 75       | 1                       | 1           |               | 1           | 1                | 1                             |
|                               | 76       |                         |             |               |             |                  |                               |
|                               | 77       |                         |             |               |             |                  |                               |
|                               | 78       | 17                      | 21          |               | 33          | 5                | 115                           |
|                               | 79       |                         |             |               |             |                  |                               |
| Immigration Laws              | 87       | 0                       | 6           |               | 6           | 0                | 11                            |
| Liquor, Internal Revenue      | 89       |                         |             |               |             |                  |                               |
|                               | 91       | 0                       | 1           |               | 0           | 1                | 0                             |
|                               | 92       |                         |             |               |             |                  |                               |
|                               | 93       |                         |             |               |             |                  |                               |
|                               | 94       |                         |             |               |             |                  |                               |
|                               | 95       |                         |             |               |             |                  |                               |
|                               | 96       |                         |             |               |             |                  |                               |
|                               | 97       |                         |             |               |             |                  |                               |
|                               | 98       | 2                       | 0           |               | 1           | 1                | 2                             |
|                               | 99       | 4                       | 4           |               | 6           | 2                | 30                            |
|                               | 999      |                         |             |               |             |                  |                               |
|                               | 99x      |                         |             |               |             |                  |                               |
|                               | S.B.     |                         |             |               |             |                  |                               |
| State Statutes (Not in Above) |          |                         |             |               |             |                  |                               |
| Petty Offenses                | P.O.     | 0                       | 13          |               | 13          | 0                | 22                            |

| DEPOSITIONS                                    |                           | CASES              | Hours Court |        |             |
|--|---------------------------|--------------------|-------------|--------|-------------|
| 1. MAGISTRATE TRIAL                            |                           |                    |             |        |             |
| GUILTY   | On Plea                   | 369                | 604         |        |             |
|  | After Trial               | 4                  | 16          |        |             |
|  | Nolo Cont.                |                    |             |        |             |
| NOT GUILTY                                     |                           | 5                  | 15          |        |             |
| DISMISSAL                                      |                           | 64                 | 119         |        |             |
| 2. DISTRICT COURT                              |                           |                    |             |        |             |
| GUILTY   | On Plea                   | 150                | 611         |        |             |
|  | Guilty Nolo Contendere    |                    |             |        |             |
|  | After Trial               | Jury Court         | 10          | 184    |             |
|  |                           | 6                  | 48          |        |             |
| NOT GUILTY                                     | After Trial               | Jury Court         | 2 53        |        |             |
|  |                           |                    | 2 22        |        |             |
|  | Judgment of Acquittal     |                    | 2 33        |        |             |
| DISMISSAL OF                                   | Complaint                 | 7                  | 11          |        |             |
|  | Indictment Information    | 9                  | 26          |        |             |
| CASE TRANSFERRED                               | Removed on Rule 40        | 19                 | 30          |        |             |
|  | Out on Rule 20            | 1                  | 2           |        |             |
| PRETRIAL DIVERSION                             | Change of Venue (Rule 21) |                    |             |        |             |
|  | Type I                    |                    |             |        |             |
|  | Type II                   | 89                 | 193         |        |             |
| 3. APPEALS DISTRICT COURT                      | NEW TRIAL                 |                    |             |        |             |
|  | Affirmed                  |                    |             |        |             |
|  | Reversed                  |                    |             |        |             |
|  | Remanded                  |                    |             |        |             |
|  | Dismissed                 |                    |             |        |             |
| COURT OF APPEALS                               | By Client                 | Affirmed           | 11 5        |        |             |
|  |                           | Reversed           |             |        |             |
|  | Remanded                  | 1 1                |             |        |             |
|  | Dismissed                 | 1 0                |             |        |             |
|  | By U.S.                   | Affirmed           |             |        |             |
|  |                           | Reversed           |             |        |             |
| By Client                                      | Dismissed                 | 1 0                |             |        |             |
|  | Affirmed                  |                    |             |        |             |
|  | Reversed                  |                    |             |        |             |
| By U.S.  | Dismissed                 |                    |             |        |             |
|  | Affirmed                  |                    |             |        |             |
| MAN-DAMUS                                      | By Client                 | Dismissed          |             |        |             |
|  | By U.S.                   | Dismissed          |             |        |             |
| 4. PROBATION                                   | Revoked                   | 87                 | 190         |        |             |
|  | Restored                  | 75                 | 147         |        |             |
|  | Terminated                | 18                 | 27          |        |             |
|  | Reinstated                |                    |             |        |             |
| PAROLE   | Restored                  | 2                  | 9           |        |             |
|  | Terminated                |                    |             |        |             |
|  | Ref. To Institution       |                    |             |        |             |
| 5. PRISONER MATTERS                            | Granted                   |                    |             |        |             |
|  | Denied                    |                    |             |        |             |
| HABEAS CORPUS                                  | Dismissed                 | 2                  | 1           |        |             |
|  | Granted                   | 15                 | 11          |        |             |
| SENTENCE MOTION (2255, Rule 35)                | Granted                   | 16                 | 7           |        |             |
|  | Dismissed                 | 2                  | 0           |        |             |
| 6. COUNSEL RELIEVED                            | Appointed                 | 15                 | 33          |        |             |
|  | Retained                  | 10                 | 22          |        |             |
| 7. MISC.                                       | Failure To Appear         | 1                  | 6           |        |             |
|  | Committed 18 U.S.C. 4246  |                    |             |        |             |
| NARA III COMMITMENT                            |                           |                    |             |        |             |
| 8. OTHER SERVICES COMPLETED (Specify)          |                           |                    |             |        |             |
|  | W                         | 29                 | 37          |        |             |
|  | BP                        | 3                  | 3           |        |             |
|  | CD                        | 1                  | 2           |        |             |
| TOTAL DISPOSITIONS                             |                           | 029                | 2468        |        |             |
| D. PETITIONS FOR WRIT OF CERT.                 |                           | End of Last Period | Filed       | Closed | Now Pending |
|  |                           | 2                  | 5           | 6      | 1           |
| E. NUMBER OF CASES CLOSED UNDER LESSER OFFENSE |                           |                    |             |        |             |

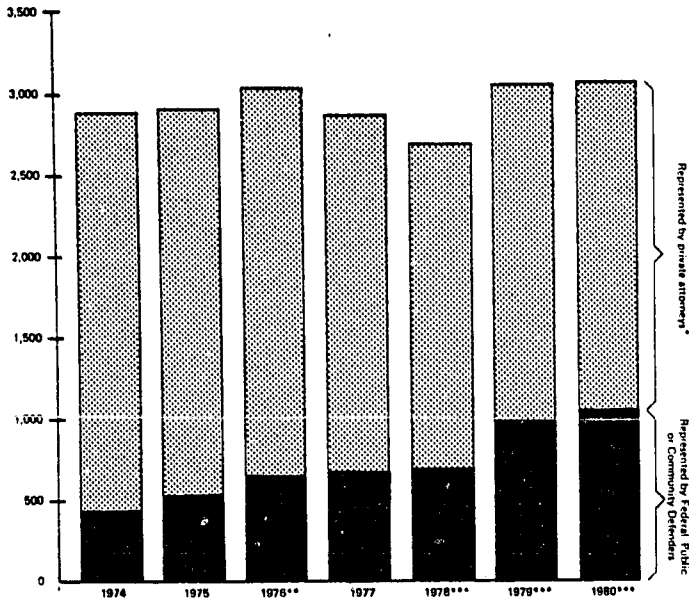
Made by Statistical Analysis & Reports Branch, Div. Administrative Office of the U.S. Courts, Washington, D.C. 20544

Prepared by: *Mark O. Schaffer*

CRIMINAL JUSTICE ACT

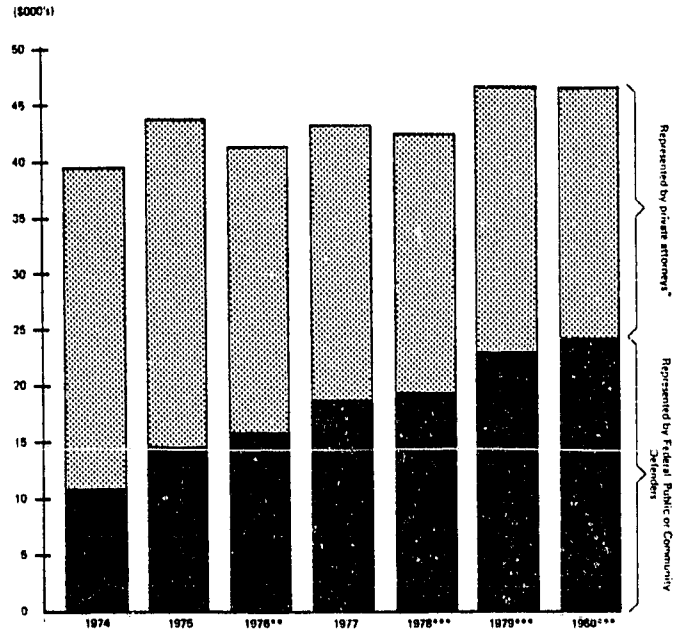
UNITED STATES COURTS OF APPEALS

NUMBER OF PERSONS REPRESENTED. Fiscal years 1974 through 1977 and estimates for 1978 through 1980 (based on data as of November 30, 1978).



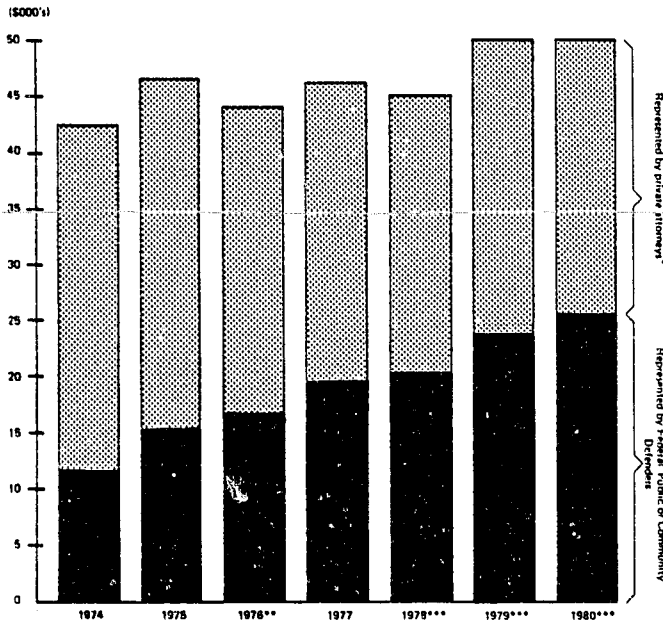
UNITED STATES DISTRICT COURTS

NUMBER OF PERSONS REPRESENTED. Fiscal years 1974 through 1977 and estimates for 1978 through 1980 (based on data as of November 30, 1978).



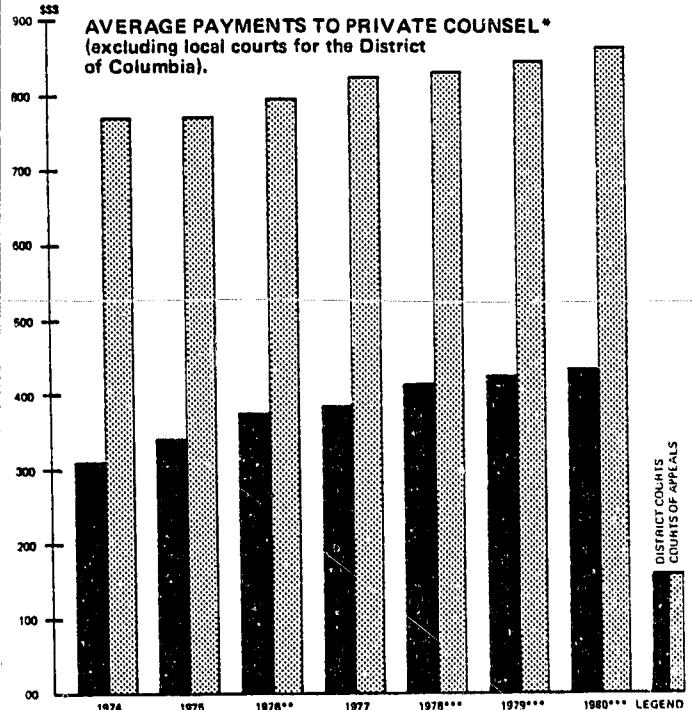
UNITED STATES DISTRICT AND APPEALS COURTS

NUMBER OF PERSONS REPRESENTED. Fiscal years 1974 through 1977 and estimates for 1978 through 1980 (based on data as of November 30, 1978).



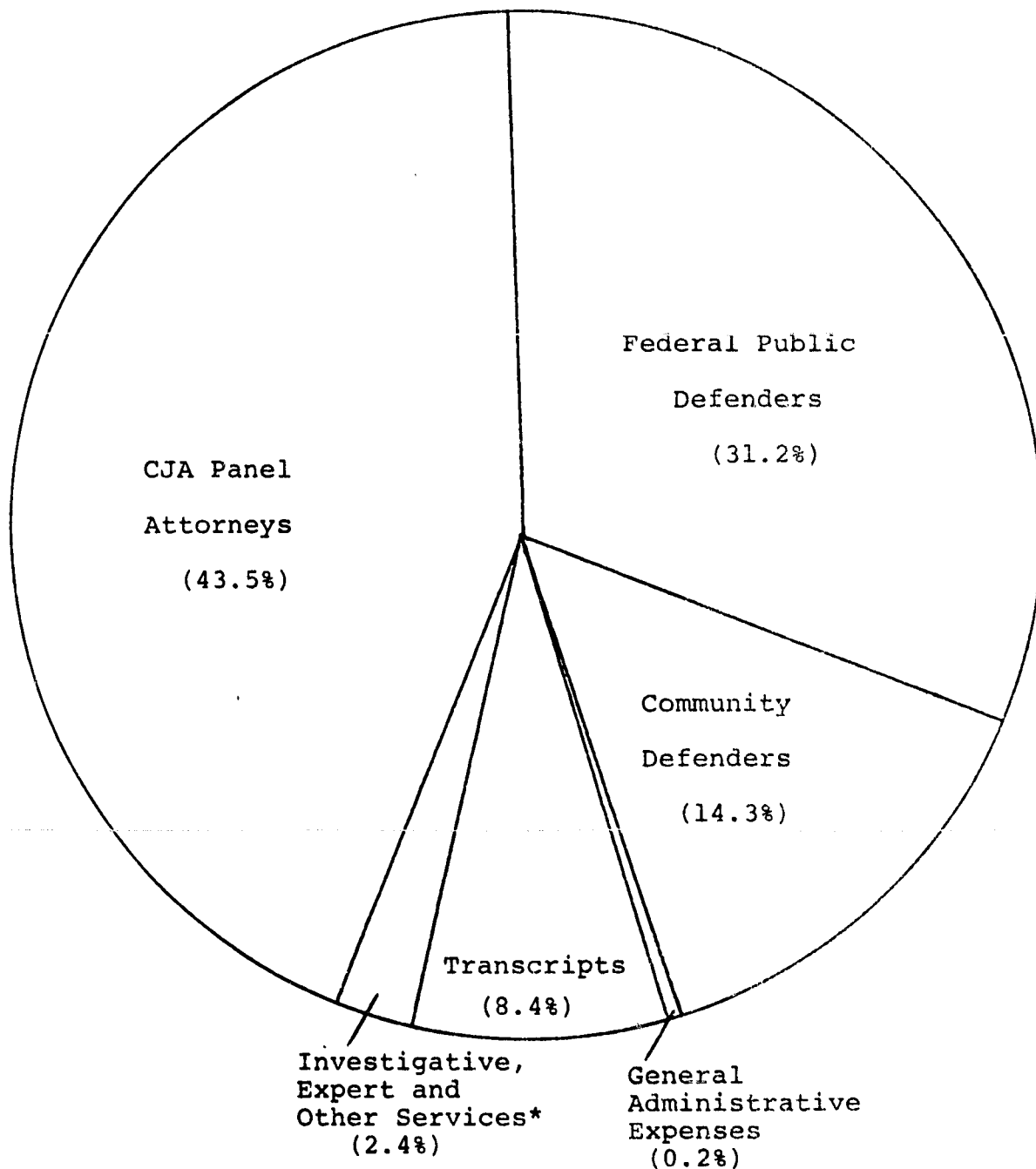
UNITED STATES DISTRICT AND APPEALS COURTS

AVERAGE PAYMENTS TO PRIVATE COUNSEL\* (excluding local courts for the District of Columbia).



\*COMMUNITY DEFENDER FOR THE SOUTHERN DISTRICT OF CALIFORNIA WHICH HAD OPERATED ON A FEE BASIS IS INCLUDED WITH PRIVATE PANEL ATTORNEYS THROUGH JUNE 30, 1976 AND COMMUNITY DEFENDERS THEREAFTER.  
 \*\*ESTIMATE EXCLUDING TRANSITION QUARTER (JULY 1 THROUGH SEPTEMBER 30, 1976).  
 \*\*\*ESTIMATED.

THE CRIMINAL JUSTICE ACT DOLLAR  
FISCAL YEAR 1978  
(ESTIMATED)



\*The sector relating to Investigative, Expert and Other Services includes Federal Public Defender and Community Defender expenses in this category.

**END**