

REPORT

Administrative Office
of
Pennsylvania Courts



627186

COVER: Lycoming County Courthouse, Williamsport, Pa., was dedicated in May, 1971, having been the third courthouse erected on the same site. The first was built in 1804 and the second building was constructed in 1860. That building was razed in the spring of 1969 to make way for the new building. The courthouse is an example of an efficient and modern structure providing many conveniences for county residents.

1978 REPORT



NCJRS

SEP 25 1979

ACQUISITIONS

ADMINISTRATIVE OFFICE of PENNSYLVANIA COURTS

Supreme Court of Pennsylvania
Room 1414—Three Penn Center Plaza
Philadelphia, Pennsylvania 19102
215-567-3071 or 686-3578

Fiscal Office
407 City Towers Harrisburg, Pennsylvania 17101
301 Chestnut Street
717-787-8810

ALEXANDER F. BARBIERI
Court Administrator of Pennsylvania



SUPREME COURT OF PENNSYLVANIA

MICHAEL J. EAGEN
CHIEF JUSTICE

FOREWORD

Much has been accomplished during the past year to expedite the disposition of appeals filed in the appellate courts of Pennsylvania. But much more should be done.

For too long our courts, and particularly the appellate courts, have been operating in an archaic fashion. The institution of the panel system in the Superior Court in September 1978 was the most progressive step in the court's history. If the electorate approves the proposed constitutional amendment in the November 1979 election, which will permit the number of judicial personnel on the Superior Court to be increased, an urgently needed restructuring of the jurisdiction of the appellate courts can be effected and the efficiency of our entire court system will be vastly improved. I urge everyone interested in the proper administration of justice to do everything possible to ensure a favorable vote on this constitutional amendment.

During the coming months, our State Court Administrator's office will be taking a hard look at the time utilized for the disposition of civil cases in the trial courts. The National Center for State Courts will assist in this inquiry. The time period in the disposition of litigation must be reduced on all levels of the court system. To this end, my administration as Chief Justice of Pennsylvania is dedicated. I earnestly enlist your cooperation.

Hon. Michael J. Eagen
Chief Justice of Pennsylvania



SUPREME COURT OF PENNSYLVANIA
MEMORANDUM

TO: The Chief Justice and Justices of the Supreme Court of Pennsylvania

FROM: Judge Alexander F. Barbieri

Since my appointment as Court Administrator of Pennsylvania on December 15, 1974, the activities and operations of the State Court Administrator's Office have greatly expanded under statutes and rules of court to meet the needs of judicial systems within Pennsylvania. This Office, by providing a coordinating and unifying force behind the judicial systems, has become the focal point of the Pennsylvania Judicial System. Since 1974, important duties and services have been provided to the courts by this Office. They include benefits counselling, judicial educational programs, assignments of visiting judges, the establishment of a Judicial Planning Committee of which this Office serves as Secretariat, the monitoring of appellate court case flow, the processing of docket transcript forms, the establishment of a legislative liaison between the Judiciary and Legislature, the development of electronic data processing capabilities involving accounting, statistical, and case monitoring systems at the trial and appellate levels, the publication of an office procedures manual and a monthly judicial newsletter. The following is a report to you on the highlights of the activities which have taken place during the past year:

District Justices

At the inception of the system, district justices were not required to take continuing education courses. The AOPC instituted a program of continuing education which took two forms: regional seminars conducted at various times throughout Pennsylvania, and a formal training program at the Pennsylvania State University entitled "Institute for Courts of Initial Jurisdiction." Approximately 200 district justices attended the Institute on subjects such as evidence, search and seizure, crimes code and vehicle code. The educational programs were initially funded by the Governor's Justice Commission and subsequently by the General Assembly. On July 1, 1976, Act 204 became effective. This Act mandated that every district justice must complete a continuing education program each year equivalent to not less than 32 hours. In such courses, as approved by the Minor Judiciary Education Board, the Education Board conducted the continuing education program with this Office working as liaison with the Board. In June, 1978, the AOPC assumed a new relationship with the Minor Judiciary Education Board. The Judicial Code transferred the responsibility of administering the Board to the AOPC. Since that time, we have assumed all administrative responsibilities of the Minor Judiciary Education Board and have taken a much more active role in planning and managing its educational programs. The staff of the Board is now under the administration of the AOPC.

The AOPC also handles the administration and operation of the realignment and recertification of magisterial districts. When the magisterial system first came into being, there were 595 magisterial districts. Currently, there are 556. The AOPC periodically reviews the requests for realignment of magisterial districts and, when necessary, makes recommendations to the Supreme Court of Pennsylvania concerning the proposed realignments. The Deputy Court Administrator in charge of AOPC's minor judiciary responsibilities, is sometimes appointed by the Court Administrator to serve as hearing examiner and to make reports and recommendations concerning such matters. During the year, the office continued the maintenance of a district justice directory, containing the names, addresses and telephone numbers of all district justices, and including Pittsburgh Traffic Magistrates and Philadelphia Traffic Court judges. Work was started and continues on a Constable's Directory. This Deputy Court Administrator is also assigned to act as a liaison between the AOPC and the Minor Court Civil Procedural Rules Committee and Criminal Procedural Rules Committee. Proposed rules on uniform forms of procedures were discussed and comments concerning change were brought to the committee's attention. The minor judiciary deputy also represents the Court Administrator on the Governor's Highway Traffic Safety Council and participates in the meetings of that Council.

A major achievement took place during the year in the development of a district justice office procedures manual. Work on this project continued in 1978 into 1979. This extensive undertaking was achieved under a grant from the Governor's Highway Traffic Safety Council. Its purpose is to standardize and to make uniform district justices' procedures. These include a one-way accounting system designed to provide complete itemization, accountability and auditability of all monies for the Auditor General, county controller and municipal officials. The manual was prepared by a broad-based task force appointed by the Court Administrator composed of district justices, secretaries, court administrators, and state representatives from the State Department of Revenue and the Office of the Attorney General. The implementation of the manual will aid in training district justice personnel and will improve the efficiency of the administration and operation of cases processed by district justice courts. It is significant to note that the accounting portion of the manual, when fully implemented, will provide for the acceleration of deposit of monies into the State treasury, thereby greatly increasing the interest revenue which the Commonwealth can earn. It will also improve the flow of traffic cases and the accountability thereof.

Constables

In 1976, the Court Administrator appointed a Constables Task Force to make recommendations for the improvement of the constable system. On November 29, 1978, the Task Force filed its final report which contained numerous recommendations for modernizing the constable system in Pennsylvania. The report was well received and was published in the Pennsylvania Bar Quarterly.

In 1978, the AOPC sponsored the first constables statewide training program. A series of one-day seminars throughout Pennsylvania on basic constables' education was conducted by the AOPC. These seminars were well attended and led to plans for another series of seminars for constables scheduled to commence in 1979. The AOPC is pledged to continue and expand constables services and education. The minor judiciary deputy acts as liaison with the Pennsylvania Association of Special Court Judges and Pennsylvania State Constables Association.

Information Systems

1978 was a year of transition in information systems for the AOPC. During the year, the transfer of major processing activities from the Harrisburg to Philadelphia Office was completed and activities were expanded into the appellate court area. During the year, the designing, programming, documenting and processing of docket transcripts began. Also, designing and programming of an automated Superior Court system, with the possibility of such a system being utilized by other appellate courts was commenced. The data processing department continued to implement the financial, accounting and statistical modules of the State Judicial Information System. During the year, staff of the automation department provided technical assistance and guidance to county court information systems. It also designed programs and implemented on-line entry and retrieval of automated information. A major program undertaken during the year was the design of a system to interface with the state police (CLEAN) system concerning criminal histories. Currently, the original copy of the docket transcript form is sent to the state police. Hopefully, this information will be provided with computer tapes in order to make the operation more efficient.

District Court Administration

At the time of the Pennsylvania Constitutional Convention in 1967, only five judicial districts had Trial Court Administrators. They were: Delaware, Montgomery, Bucks, Philadelphia and Allegheny Counties. The Judiciary Article was sweepingly revised in the version adopted by the voters in 1968 and these changes resulted in the development of expanded administration services at the trial court level. At the present time 44 judicial districts have court administrators.

In 1970 the Pennsylvania Council of Trial Court Administrators (now the Pennsylvania Council of District Court Administrators) was organized. Since that time the Council has met annually with President Judges of the judicial districts. These conferences have been sponsored by the Administrative Office of Pennsylvania Courts and have played a significant role in the continuing development of professionalism in Court management in the Commonwealth. In recognition of this fact the Supreme Court, by order dated December 9, 1975, defined the duties and responsibilities of a district court administrator to include the following:

1. Implementation of policies set by the State Court Administrator.
2. Assistance to the State Court Administrator in setting statewide policies.
3. Preparation, submission and management of the budget for his court or courts.
4. Recruiting, hiring, training, evaluating and monitoring personnel of his court or courts.
5. Management of space, equipment and facilities of his court or courts.
6. Dissemination of information concerning, or of interest to his court or courts.
7. Procurement of supplies and services for his court or courts.
8. Custody and disbursement of funds for his court or courts.
9. Preparation of reports concerning his court or courts.
10. Jury management.
11. Study and improvement of caseflow, time standards, and calendaring.
12. Research and development of effective methods of court functioning, including in districts where feasible the mechanization and computerization of court operations.
13. Preparation and administration of trial calendars for all civil and criminal cases, including daily trial lists.
14. Responsibility for the assignment, listing and disposition of all arbitration matters.
15. General supervision of the minor judiciary system of the judicial district.

Some judicial districts have begun the work of implementing the Judicial Code—Title 42 Pa. C.S. At least five counties have established, or are about to require the establishment of the Judicial and Related Account. Because of the impact of the Judicial Code on such management areas as personnel, budgets, calendaring, space and other aspects of operations of the judicial district, the implementation of the Judicial Code will create the greatest demand for effective use of management resources. This demand will continue for the foreseeable future, and the role of the district court administrator will become correspondingly more important.

Pennsylvania Conference of State Trial Judges

The conference was formed in 1964 for several purposes: the promotion of the interest of justice throughout the Commonwealth by gathering studies and disseminating to its members information of interest to the judiciary; by presenting and conducting programs and meetings attended by persons interested in law and its procedure; by fostering and promoting the passage of desirable legislation; by cooperating with the Bar Associations, law schools and other groups and other worthwhile projects designed to improve the administration of law; by cooperating with the Chief Justice of Pennsylvania in any judicial conference; and in general to do such other things as necessary to implement its general goals. The Administrative Office of Pennsylvania Courts is the Secretariat to the Conference, as well as to the Juvenile Court Section of the Conference. In 1973, the cost of operating educational programs for the conference was included in the budget of the Administrative Office of Pennsylvania Courts. At the present time, there are only 6 judges in the Commonwealth who are not members of the Conference. The 23 justices and judges of the appellate courts are honorary members and participate in conference business and attend many of its seminars.

In 1978, the Corrections Committee of the Conference, funded by a subgrant from the Pennsylvania Council on Crime and Delinquency, initiated a visitation program to see and study detention facilities in Pennsylvania. The Subcommittee on American Bar Standards for Criminal Justice of the Criminal Procedure Committee actively engaged in the comparable analysis of criminal standards of the American Bar Association and National Advisory Commission with Pennsylvania law and practice. This project is to be completed in June, 1979. The Domestic Relations Committee continued to work with the Pennsylvania Association of County Commissioners in drafting a cooperative agreement on the use of IV-D funds in Pennsylvania. The Economics Committee was extremely active in developing a program for increased compensation. The Judicial Code Committee continued to be active in dealing with updating the Judicial Act which was passed in 1976.

The Judicial Education Committee, in cooperation with the Pennsylvania College of the Judiciary and the Administrative Office of Pennsylvania Courts, presented a full program of in-state judicial education for trial judges and related court personnel during 1978. The Labor Relations Committee continued its efforts in analyzing the effects of labor cases relating to courts. Regular legislative reports were published by the Legislative Committee. The Mental Health Committee opposed the closing of Farview State Hospital until maximum facilities could be provided for patients at that institution. The Minor Judiciary Committee undertook a study of the merger of the Philadelphia Municipal Court and Court of Common Pleas, in addition to a study of the constable system in Pennsylvania.

The Non-Judicial Functions Committee was concerned with the liability of judges in performing administrative responsibilities. As always, the Public Information Committee was very active in communicating with the media on the activities of the Conference. The Resolutions and Memorials Committee assumed the responsibility of providing special awards for senior judges for services rendered to the Commonwealth. During 1978, the Special Projects and Ideas Committee initiated a project to promote the efficient and effective administration of justice and to share salutary ideas concerning court management through the use of an "Idea of the Month" column in the Pennsylvania Judiciary News. This column has generated an enormous amount of interest in procedures adopted through many trial courts in the state.

Legal Services

Since the creation of the law department in 1975, it has provided direct representation to judicial defendants in over 800 cases. About 200 cases were routine mandamus or prohibition matters in state courts and about 15 have been complaints filed in courts of common pleas requiring trial there. During 1975 and 1976, the staff lawyers provided representation in 40 labor relations matters in behalf of trial judges in various counties and participated actively in litigation reaching the state Supreme Court, in which, in 1978, it was decided that the responsibility for collective bargaining involving county court employees was on the county government. The vast bulk of litigation, numbering over 500 cases, was tried or dismissed on motions in federal courts. These cases are primarily civil rights actions running the gamut, from simple complaints directed against judges, on theories of dissatisfaction with judicial decisions or conduct, to complex age, sex and race discrimination complaints involving the administrative personnel functions of various elements of the court systems.

Two matters have been brought to the Supreme Court of the United States which are now pending there and 25 cases have been successfully defended on appeal to the United States Court of Appeals. Approximately 60 in-court days are required of the legal staff per year. The number of responsive pleadings, motions and briefs filed in the federal courts numbers nearly 100 each year. In addition to the above, the law department performs other functions as well. In 1978, the staff responded to over 200 letters from district justices seeking guidance. Requests are also received from groups such as the Pennsylvania Conference of State Trial Judges, Official Court Reporters, State Law Librarian, and various rules committees. While this Office is not free to render legal opinions because of its role as the administrative arm of the Supreme Court, the Law Department tries to be helpful without propounding formal legal judgments.

Monitoring responsibilities mandated by such decisions of the federal courts as *Vecchione* and *Bertolet* have given the law department the additional duties of coordinating the effect of such decisions on the trial judiciary and drafting rules and regulations to absorb such effects. The staff has provided liaison as needed among various interest groups affected by these decisions. Also, the AOPC Staff Attorney serves on the faculty of the Pennsylvania College of the Judiciary lecturing on legal matters that concern the judiciary. These miscellaneous duties occupy about one-third of staff time, with the remaining two-thirds being devoted to litigation duties.

Legislation

The Special Assistant to the Court Administrator reports directly to the Court Administrator of Pennsylvania on the state matters of pending and proposed legislation which are of judicial interest. Various political issues relating to public opinion and a variety of concerns specific to state government are also reported. The Special Assistant is responsible for reviewing and analyzing all state legislation proposed by the Senate and by the House of Representatives. She is also responsible for drafting analyses of certain legislation which affects the Pennsylvania Supreme Court, Court Administrator's Office, appellate courts, trial courts and district justices. The movement of legislation of particular interest is monitored. The Court Administrator is kept advised of specific bills and of the course and direction taken or which should be taken to legislatively accomplish decided goals. The Assistant cooperates in response to requests, with legislative staff attorneys and executive directors of legislative committees for presentations at committee hearings on issues of judicial significance. She works closely with the Senate Caucus Secretary to ensure and enable swift confirmation of gubernatorial appointments to the bench. The Assistant also compiles legislative reports to the Court Administrator and key staff personnel. In 1978, with the approval of the Court Administrator, the legislative assistant commenced providing direct liaison services to the Pennsylvania Conference of State Trial Judges, by making legislative reports available to the leadership of that organization. In addition, in 1978, the Special Assistant was given the responsibility to monitor court-related press releases and news and offered advice to appellate and trial court judges on media approach and contact.

Judicial Education

In 1978, the Pennsylvania College of the Judiciary, under a \$130,000 grant from the Governor's Justice Commission, expanded its educational programs in cooperation with the Judicial Education Committee of the Pennsylvania Conference of State Trial Judges. For the first time in its history, the Pennsylvania College of the Judiciary offered programs to Juvenile Court Probation Officers, Juvenile Court Masters, and Domestic Relations Officers.

In 1978, the College conducted an orientation program for newly elected and appointed trial judges. It also conducted a domestic relations training program for family court judges and domestic relations officers in cooperation with DRAP, a President Judge/Court Administrator Conference in conjunction with the Pennsylvania Council of Trial Court Administrators, and an Orphans' Court Seminar held in cooperation with the Orphans' Court Section. The Administrative Office and Pennsylvania Conference of State Trial Judges also provided an educational program at the Annual Meeting of the Pennsylvania Conference of State Trial Judges. In addition to in-state training programs provided for trial judges, the Administrative Office also administers funds on a selected basis for attendance of trial judges to regular, graduate and special courses conducted by the National Judicial College at Reno, Nevada, for the purpose of broadening the scope of learning achievements for trial judges. Perhaps the most significant achievement of the College was realized in its three-pronged refresher courses held at Philadelphia, Pittsburgh and Carlisle, Pa. These courses achieved a total attendance of 90% of all trial judges. It is acknowledged that credit for this dramatic success must be given to the president judges who encouraged and made possible the attendance of their judges and to the judges and other faculty for their dedicated preparation and their presentations at the many sessions held.

The Pennsylvania College of the Judiciary, established during this administration, is designed to operate as a clearinghouse for the judiciary in the dissemination of judicial education material to meet new laws and court decisions. The College provides as part of its programs,

training manuals which are available to trial court judges, court administrators and other court-related personnel. The faculty for the Pennsylvania Conference of the Judiciary is drawn primarily from experienced jurists in the state, plus administrators, attorneys, and educators.

Domestic Relations Task Force

Based on a recommendation made at the Domestic Relations Training Program in June, 1978, the Court Administrator of Pennsylvania appointed a Domestic Relations Task Force on July 13, 1978. The goal of the Task Force was to come up with recommendations whereby statewide standards could be established for the management of the Domestic Relations Sections and Divisions. The Task Force was expected to make a study of the various procedures that are now being used in different counties noting any differences. The report of the Task Force was to include how different procedures function and to what extent they are effective, efficient, modern and acceptable to authorities and persons involved as litigants or otherwise. It was felt that the refining and standardization of procedures would lead to the equalization of justice, equality of treatment and improvement in the impact that caseloads have in different counties on the use of judge time. A principle concern would be the reduction of judge time in managing domestic relations caseloads to the extent that the committee feels that the appropriate ends of justice will not be jeopardized or diminished. It was also hoped that the Task Force would address and report on the content and potential impact of provisions in the new Judicial Code. Members appointed to the Task Force by the Court Administrator are as follows:

The Hon. Edward B. Rosenberg (Philadelphia County)
Chairman
Gloria P. Thomas, Esq. (Philadelphia County)
Vice-Chairman
The Hon. John G. Brosky (Allegheny County)
The Hon. Nicholas A. Cipriani (Philadelphia County)
The Hon. Thomas G. Gates (Lebanon County)
The Hon. Robert M. Kemp (Tioga County)
The Hon. Charles G. Sweet (Washington County)
The Hon. Patrick R. Tamilya (Allegheny County)
Hon. Stephen Levin (Philadelphia County)
Hon. Michael Schaefer (Allegheny County)
A.S. Fingold, Esq. (Allegheny County)
Albert Momjian, Esq. (Philadelphia County)
Robert Raphael, Esq. (Allegheny County)
Marvin D. Weintraub, Esq. (Philadelphia County)
Robert S. Stewart (Dauphin County)
Anthony J. Voci (Delaware County)
Sterling S. Wees (Centre County)
Clifford P. Kirsch, Assistant Administrator of AOPC, Secretariat for the Task Force

Membership on the Task Force represents a broad spectrum of persons in family law activities such as domestic relations officers, judges and attorneys. Since its appointment, members of the Task Force have met on a regular basis and have adopted the following reports:

Jurisdiction of Family Divisions, Amendments to the Judicial Code, a draft of the Cooperative Agreement under the Child Support Enforcement Program, and the Administration of Family Courts.

When the work of the Task Force is completed, it is expected that a complete report will be filed with the Court Administrator encompassing the above.

Court Reimbursement

Since 1971, the Court Administrator of Pennsylvania has been designated in Appropriation Acts of the General Assembly as the administrator of the court reimbursement program under which counties are reimbursed by the State for certain direct costs incurred in the administration and operation of county courts as reported in the counties' annual financial reports.

The Court Administrator of Pennsylvania is responsible for making the allocations and payments to the counties and to exclude all costs which are not properly reported or included in the legislative categories to be funded.

Since 1971, the amount of appropriations has significantly increased for reimbursement purposes, although the total granted in any year has never been sufficient to cover all of the direct costs incurred by counties for court costs. Commencing in 1974, costs incurred by counties for resident appellate court judges and their court facilities have been paid from this appropriation.

The Administrative Office of Pennsylvania Courts has requested the General Assembly to increase the amount of reimbursement to cover the total amount of direct costs incurred by counties for the judicial systems.

	<u>1971</u>	<u>1972</u>	<u>1973</u>	<u>1974</u>	<u>1975</u>	<u>1976</u>	<u>1977</u>
County's Net Expenses ¹	\$76,786,328	\$46,797,789	\$52,110,317	\$51,308,148	\$63,610,494	\$66,962,240	\$75,655,546
Amount Reimbursed	\$ 8,000,000	\$17,000,000	\$24,000,000	\$24,000,000	\$24,000,000	\$48,000,000	\$24,000,000
Percent of Reimbursement	10.42%	36.33%	46.06%	46.76%	37.73%	71.68%	31.72%

¹Under separate appropriations, certain accounts previously reported have, from time to time, been excluded.

ADMINISTRATIVE OFFICE OF PENNSYLVANIA COURTS

1978 REPORT

CONTENTS

Part	Page
Letter of Chief Justice Michael J. Eagen	III
Memorandum from Hon. Alexander F. Barbieri	V
I CHART OF THE UNIFIED JUDICIAL SYSTEM	2-3
II REPORTS OF SUPREME COURT COMMITTEES AND RELATED COURT AGENCIES	
Civil Procedural Rules Committee	7
Criminal Procedural Rules Committee	8
Orphans' Court Rules Committee	10
Minor Court Civil Procedural Rules Committee	10
Advisory Committee on Appellate Court Rules	11
Judicial Inquiry and Review Board	11
Committee for Proposed Standard Jury Instructions	13
Judicial Planning Committee	14
Lawyers' Disciplinary Board	14
Pennsylvania Board of Law Examiners	15
Juvenile Court Judges' Commission	16
Members of Supreme Court Committees and Related Court Agencies	18
III APPELLATE COURT CASE VOLUME	
Supreme Court Statistical Report	24
Superior Court Statistical Report	26
Commonwealth Court Statistical Report	27
IV COMMON PLEAS COURT JUDICIAL CASE VOLUME	
Comment on Statistics	31
Data Analysis	31
Judicial Case Volume, 1974-78	33
Criminal Case Volume	34
Civil Case Volume	34
Status of Undisposed Criminal Cases	39
Consistency in Volume of Common Pleas Cases, 1973-78	39
Case Volume by Judicial District, 1978	43
Map of Judicial Districts	58-59
V PHILADELPHIA MUNICIPAL COURT JUDICIAL CASE VOLUME	
Case Volume Analysis	63
Criminal Cases, 1974-78	65
Civil Cases, 1974-78	66
Trial Cases, 1974-78	67

VI DISTRICT JUSTICE COURTS JUDICIAL CASE VOLUME

Cases Filed	71
Cases Disposed	73
Dispositions by Category and Nature of Action	74
Methodology for Reporting District Justice Case Volume	75
Ten Most Active Counties by Category and Case Volume	77
Traffic Citations by County	78
Non-Traffic Citations by County	79
Summary Complaints by County	80
Misdemeanor and Felony Complaints by County	81
Civil Complaints by County	82
Case Volume by Magisterial District, 1978	83

VII JUDICIAL DIRECTORY

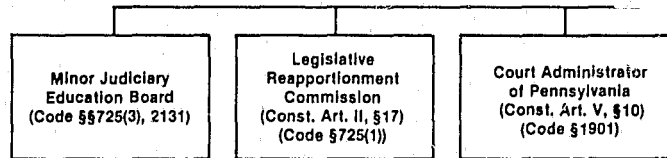
Justices of the Supreme Court and Judges of the Superior and Commonwealth Courts	131
Judges of Common Pleas Court and Philadelphia Municipal Court	132
Senior Judges	147
District Justices	150
Philadelphia Traffic Court Judges	162
Magistrates for the City of Pittsburgh	162

COMMONWEALTH OF PENNSYLVANIA

(As of J...)

SUPREME COURT

(Constitution Art. V, §10)
(Code §1901)



SUPREME COURT EXTRAORDINARY APPELLATE JURISDICTION
(King's Bench Power)
(Code §726)

Power to assume plenary jurisdiction at any stage of the proceedings over any matter pending before a court or district justice involving an issue of immediate public importance.

APPEALS AS OF RIGHT
(Code §723)

Appeals in matters arising in the Board of Finance and Revenue and in matters originally commenced in the Commonwealth Court.

COMMONWEALTH COURT ORIGINAL AND OTHER JURISDICTION

Type	Code §
1. Jurisdiction of actions against Commonwealth entities except eminent domain and non-ancillary habeas corpus and post-conviction relief	761(a)(1)
2. Concurrent jurisdiction of actions by Commonwealth entities except eminent domain	761(a)(2)
3. Ancillary matters	761(d)
4. Commonwealth employee arbitration	763(b)
5. Certain statewide election matters	764
6. Insurance receiverships, etc.	Note 2

COMMONWEALTH COURT
(Constitution Art. V, §4)
(Code §561)

APPELLATE JURISDICTION

Type	Code §
1. Actions involving Commonwealth	762(a)(1)
2. Violations of rules or orders of or regulatory statutes administered by Commonwealth agencies	762(a)(2)
3. Appeals from Commonwealth administrative agencies	762(a)(3)
4. Local government cases	762(a)(4)
5. Nonprofit corporation (except charitable) matters	762(a)(5)
6. Eminent domain	762(a)(6)

DIRECT APPEALS

Type
1. Felonious homicide
2. Right to public office
3. Decisions of Orphans' Court charitable nonprofit corporation
4. Direct criminal contempt appealable directly to Supreme Court
5. Supersession of a district attorney
6. Right to issue public debt
7. Judgment declaring unconstitutional a local ordinance or resolution
8. Right to practice law and receive a license

DIRECT APPEALS FROM COMMONWEALTH ADMINISTRATIVE AGENCIES
(Code §763)

Appeals from any order of a Commonwealth agency which is not appealable to Supreme Court under Code §725 or to the Courts of Common Pleas under Code §933.



COMMONWEALTH AGENCY APPEALS
(Code §933(a)(1))

Birth record, certain Vehicle Code, nonstatewide election, occupational disease, certain Liquor Code, inheritance and estate tax, local Public Employee Relations Act (1970-195) and certain Health Care Services Malpractice Act (1975-111) matters.

APPELLATE JURISDICTION
(Code §932)

All appeals

APPELLATE JURISDICTION
(Code §932)

All appeals

COMMONWEALTH ADMINISTRATIVE AGENCIES

TRAFFIC COURT OF PHILADELPHIA
(Const. Art. V, §6(c))
(Code §1321)

COMMUNITY COURTS
(Const. Art. V, §5(a))
(Code §1101) (Note 3)

Note 1: References to "Code" are to 42 Pa.C.S. (Judiciary and Judicial Procedure).

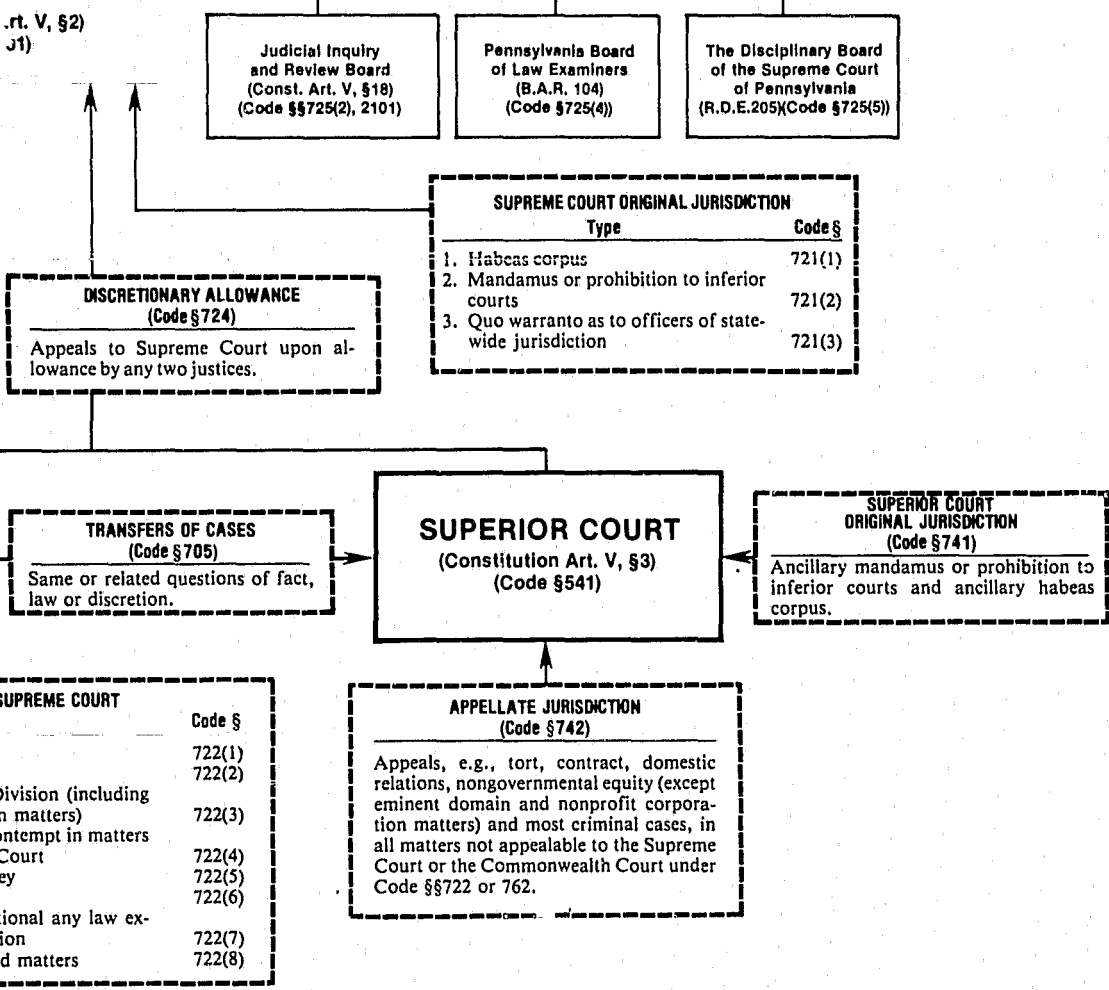
Note 2: Act 1921-285, Art. V.

Note 3: None in existence.

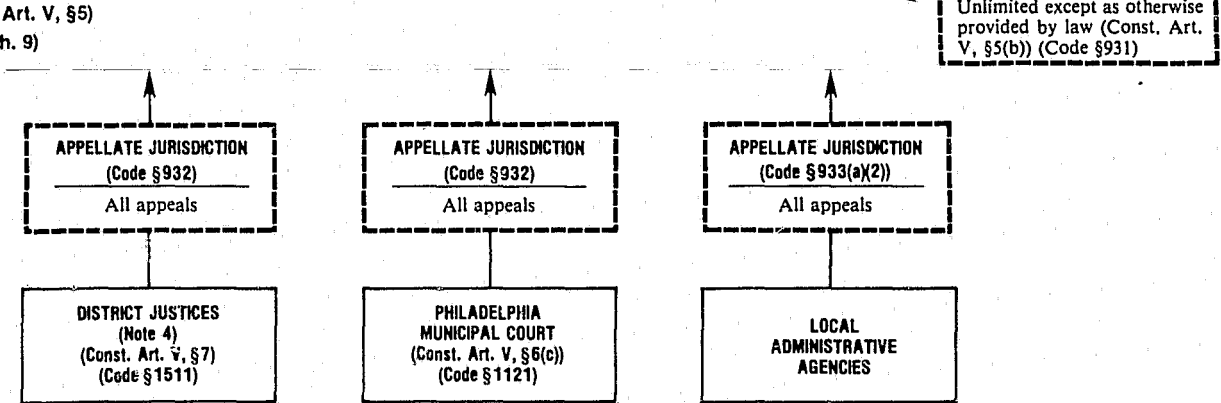
NIA - UNIFIED JUDICIAL SYSTEM

7, 1978)

COURT



COMMON PLEAS



Note 4: Also Pittsburgh Magistrates Court (Const. Art. V, Schedule §21) (Code §1141).

PART II

REPORTS OF SUPREME COURT COMMITTEES AND RELATED COURT AGENCIES

CIVIL PROCEDURAL RULES COMMITTEE

The adoption of the Judicial Code and its companion act, the Judiciary Act Repealer Act (JARA), both of which became generally effective on June 27, 1978, was one of the most important developments during the year, resulting in substantial increases in the volume of the Committee's work. Approximately six thousand sections of Purdon's Statutes, now scattered through various titles, have been affected by the Code. Many, dealing with practice and procedure, have been repealed. Others have been substantially reenacted into the Code but with their former procedural provisions omitted, leaving implementation to the rule-making power of the Supreme Court. JARA contemplates that this task is to be concluded by June 27, 1980, but provides a "fail safe" provision continuing prior practice under a repealed statute until suspended or governed by rule.

The Committee has in preparation rules governing procedure in declaratory judgments, compulsory arbitration, support, custody, service on nonresident individuals, associations, partnerships and corporations, appeals from administrative agencies, confession of judgment, judgment liens and revival, deficiency judgments, partition of personal and real property, tax and municipal claim procedures, and trial and post-trial practice. All of these subjects and many others have been affected in one way or another by the Judicial Code and JARA and will require either new rules or amendments to existing rules.

Technical amendments conforming the language of Definition Rule 76 and other

rules to the definitions of "general rule" and "local rule" as used in the Judicial Code became effective December 2, 1978.

The Rules of Civil Procedure governing Depositions and Discovery were completely amended and promulgated by the Court on November 20, 1978, to become effective April 16, 1979. For a detailed explanatory comment of the Committee, see 8 Pennsylvania Bulletin 3539 (December 16, 1978).

The Court also promulgated on November 20, 1978, effective April 16, 1979, new Rule of Civil Procedure 238 providing for the award of damages for delay in the disposition of actions for bodily injury, death or property damage. The defendant may avoid the imposition of damages by making a written offer of settlement. If the plaintiff does not accept the offer and fails to recover, exclusive of damages for delay, more than 125 percent of the offer, no damages will be awarded for the period after the date of the offer. The Committee's explanatory comment was published in 8 Pennsylvania Bulletin 2668 (September 30, 1978). Note: This rule is being attacked in litigation now pending.

Other recommendations circulated during the past year for changes in civil procedure were Recommendations Nos. 46 and 47. Recommendation No. 47, amending Ejectment Rules 1055 and 1056, Divorce Rule 1124(c) and Assumpsit Rule 1026, was promulgated by the Court on March 12, 1979. The proposed amendments and explanatory comments were published December 9, 1978 at 8 Pennsylvania Bulletin 3483.

Recommendation No. 46, published in 8 Pennsylvania Bulletin 3414 (December 2,

1978), proposing amendments to the Rules of Civil Procedure governing individual nonresidents, unincorporated associations, partnerships and corporations, evoked helpful comments and is being readied for presentation to the Court.

During the course of the year, the Committee continued to act as a clearing house for numerous suggestions for amendment submitted by members of the bench and bar and answered countless inquiries concerning the Rules of Civil Procedure from local courts and counsel and from courts and lawyers in sister states.

CRIMINAL PROCEDURAL RULES COMMITTEE

The past year proved to be another active one for the Criminal Procedural Rules Committee as the Committee continued to carry out its assignment: advising and assisting the Supreme Court in carrying out the Court's constitutional mandate to prescribe general rules governing criminal practice and procedure with regard to all courts including district justice courts in the Commonwealth. Through its members, staff and subcommittees, the Committee continued as an advisory body making a wide variety of recommendations to the Court concerning suggested needs for criminal procedural rules revisions. Moreover, the Committee engaged in broader general studies in specific areas of criminal procedure that may warrant recommendations for future revision, and engaged as well in daily communication with individuals and groups connected with the criminal justice system.

Meetings, Membership and Staff: As has been its general practice, the Committee continued to meet at intervals of approximately every four to six weeks. Meetings typically last for two to three days. At each meeting a detailed written agenda, extensively researched by the Staff and circulated in advance of the meeting, is considered and discussed. Many of the agenda matters considered by the

Committee in 1978 came to the Committee's attention as a result of communication with interested members of the bench and bar. In this regard, the Committee continues to receive a steady flow of such communications, articulating perceived difficulties with the rules and containing suggestions for revisions.

In 1978 the full Committee met 15 meeting days. Additionally, extensive one-day subcommittee meetings were held; these related to specific rule areas assigned to various subcommittees. Staff contact meetings with the Chairman occur on a nearly daily basis. The extensive commitment of time on the part of Committee members, and the assistance and determination of Staff Counsel, again deserve the special appreciation of the Committee Chairman.

There were several changes in the Committee's membership during 1978, as three new members were appointed to the Committee early in the year. This brought the Committee's membership up to its largest number (seventeen) to date. Although the Committee has undergone a broad reconstruction in the last several years it has retained its wide geographical and practical diversity. The membership presently consists of five state court trial judges, four defense attorneys, the head of a public defender association, four district attorneys, a lawyer who is a district justice, a lawyer who is a state legislator and a lawyer who is a law professor.

The Committee's full-time Staff remained intact during 1978, with Mark Lipowicz, Esq., continuing to serve as Secretary/Staff Counsel, and Margaret M. Cardamone, Esq. (who joined the staff at the end of the previous year) continuing in her capacity as Staff Counsel.

Amendments and New Rules of Criminal Procedure: The past year was again an active year for the Committee in terms of recommended amendments to the Rules of Criminal Procedure. Each of the 1978 amendments, in its proposal form, was published in the *Pennsylvania Bulletin*,

accompanied by a report describing the need for the change and some further background concerning each recommendation and its form. The publication also contained a Committee request for readers' commentaries on the proposed amendments. Included among the 1978 amendments was the promulgation of a new Subchapter (Chapter 200, Part IV, *Investigating Grand Juries*) containing a series of rules governing the convening and operation of investigating grand juries: The promulgation of these rules represented the first codification of investigating grand jury procedure in Pennsylvania. A brief description of these rules, along with the other 1978 amendments to the Rules of Criminal procedure, follows.

Chapter 200, Part IV, Investigating Grand Juries

Initial set rules (Rules 250 through 266) adopted June 26, 1978, to become effective January 1, 1979. Subsequently, The Investigating Grand Jury Act, Act of November 22, 1978, P.L. _____, No. 271, was enacted on November 22, 1978. By Order dated November 28, 1978, the Supreme Court vacated the effective date of Rules 250 through 266, pending further notice by the Court. By Order dated January 4, 1979, the Supreme Court vacated and superseded its June 26 and November 28 Orders, and promulgated the revised set of rules relating to investigating grand juries.

Included among the major provisions of the new investigating grand jury Subchapter were the following rules, briefly highlighted:

New Rule 253 Composition And Organization of the Investigating Grand Jury

The rule establishes the initial composition of the investigating grand jury at 23 jurors plus 7 alternates. Under the rule, the alternates are present at sessions of the investigating grand jury. The rule also authorizes the substitution of alternate grand jurors when grand jurors are excused for cause. The rule also establishes that the

quorum of the investigating grand jury is 15 grand jurors.

Rule 263 (Disclosure of Testimony Before Investigating Grand Jury)

The rule deals with access to copies of transcripts and access to evidence and reflects the view that certain parties are by law required to receive certain portions of the transcript and that other parties should receive copies in order to carry out their official duties.

Other 1978 Amendments

New Rule 1410—Motion To Modify Sentence (adopted May 22, 1978, effective July 1, 1978)

This new rule established a procedure whereby any challenge to the sentence imposed must be made in the sentencing court in the first instance. Such challenge must be made within ten (10) days after imposition of sentence. Accordingly, the sentencing court is given the first opportunity to modify the sentence or correct any errors in connection with the sentence or its imposition. The detailed *Comment* which accompanies the rule outlines the interaction foreseen between this sentence modification request procedure and the present criminal appeals scheme and time-frame.

Rule 1405—Sentencing Proceeding (amended May 22, 1978, effective July 1, 1978)

The amendment to this rule codifies in rule form the requirement of *Commonwealth v. Riggins*, 474 Pa. 115, 377 A.2d 140 (1977), that, at the time of sentencing, the judge state on the record, reasons for the sentence imposed. The rule was also amended to require that the judge advise the defendant of the right to file a motion challenging the propriety of the sentence and that only the claims raised in the lower court may be raised on appeal.

Rule 1409—Violation Of Probation Or Parole: Hearing And Disposition (amended May 22, 1978, effective July 1, 1978)

The amendment to the rule requires that, in the event that probation is revoked and sentence is reimposed, the Rule 1405 requirements as to sentence reason articulation are applicable.

Rule 321—Challenge To Guilty Plea (amended May 22, 1978, effective July 1, 1978)

The rule was amended to delete the guilty plea sentence challenge provisions of the rule—the sentence challenge provisions of new Rule 1410 and amended Rule 1405 are also applicable to sentences imposed following a plea of guilty.

Rescission—Subchapter 350—Special Rules For Cases In Which Death Sentence Is Authorized (rescinded April 2, 1978, effective immediately)

This rescinded Subchapter (Rules 351-355) had governed the imposition of the death sentence in jury waiver and guilty plea contexts. These rules were originally promulgated pursuant to the Act of March 26, 1974, P.L. 213, No. 46, as amended by the Act of December 30, 1974, P.L. 1052, No. 345, 18 Pa. C.S. §§1311, 1312, and were rescinded in light of the Supreme Court's decision in *Commonwealth v. Moody*, 476 Pa. 223, 382 A.2d 442 (1977), declaring certain provisions of the Act unconstitutional.

Rule 319—Pleas and Plea Agreements (amended May 22, 1978, effective July 1, 1978)

The addition of a new paragraph (c) to this rule changed prior practice in Pennsylvania by providing that in cases in which the imposition of a sentence of death is not authorized, when a defendant enters a plea of guilty to a charge of murder generally, the judge before whom the plea was entered shall alone determine the degree of guilt. Under prior practice, the judge in this situation could convene a panel of three judges to determine the degree of guilt.

ORPHANS' COURT RULES COMMITTEE

The Committee prepared and will shortly recommend to the Supreme Court amendments to Rules 1 and 10. As an adjunct to Rule 10.1, forms will be recommended to be employed by registers of wills incident to their grant of letters. The proposed recommendations of the Committee were submitted to the Pennsylvania Bulletin and were published in the January 20 edition.

The Committee worked in close cooperation with registers of wills who, at their annual convention held in August, 1978, by formal action, approved the forms as then submitted to them. The Committee has also worked in close cooperation with a committee of the Philadelphia Bar Association.

The Committee remains of the opinion that further thought should be given to the employment of the manpower of our common pleas judges, so that the time of judges who only occasionally deal with questions requiring the expertise of an orphans' court judge is not unduly burdened, and so that those who are competent in orphans' court business will have provided the Supreme Court with their views before the Supreme Court is required to act on cases appealed from an orphans' court division.

MINOR COURT CIVIL PROCEDURAL RULES COMMITTEE

The Committee met at Hershey, Pennsylvania, on April 7, 1978. At this meeting, the Committee considered, among other things, a number of drafts of proposed changes and additions to the Minor Court rules of conduct, office standards, and civil procedure proposed by the Reporter for the Committee. In general these changes involved the following:

(1) Deletion of material in the rules and notes referring to the pre-1970 minor judiciary.

(2) Deletion of comments to the rules, the only function of which was to explain past changes.

(3) Deletion of statutory references in the rules and the notes to the rules concerning statutes which had been repealed by the Judiciary Act Repealer Act.

(4) Supplying clarification with respect to those rules as to which experience had shown clarification was necessary.

(5) Making those changes concerning jurisdictional and substantive matters indicated by the Judicial Code and the Judiciary Act Repealer Act.

As a result of this meeting, sixty-one rules changes were approved by the Committee. These proposed amendments were duly published in the Pennsylvania Bulletin for comment by interested persons. No comments having been received which required redrafting, the amendments were submitted to the Supreme Court of Pennsylvania for approval.

During 1978, the Chairman of the Committee and the Reporter attempted to answer a considerable number of inquiries concerning the procedures that might be followed in view of the extensive repeal of statutes in the Judiciary Act Repealer Act to which reference had been made in the rules.

THE ADVISORY COMMITTEE ON APPELLATE COURT RULES

In March the Supreme Court, with staff assistance from the Committee, amended Pa. R.A.P. 3735 to permit the assignment of non-Commonwealth Court judges to the Commonwealth Court for the purpose of conducting jury trials.

On November 30, 1978 the Supreme Court adopted the Committee's Recommendation No. 4 relating to the subject of interlocutory appeals as of right.

The enactment of the Judiciary Act Repealer Act (JARA) ended a two-year hiatus in the work of the Committee, which had deferred all significant projects awaiting completion of the Judicial Code project. The taking effect of the Judicial Code required several conforming amendments to the text of the Appellate Rules and a virtual rewriting of the tables of statutes suspended and the notes to the Appellate Rules. This work was embodied in the Committee's Recommendation No. 7, which was adopted by the Supreme Court on December 11, 1978.

Since the Appellate Rules are entirely new, the Committee anticipated that a number of clarifications and revisions would be required in light of experience. In December the Committee submitted its Recommendation No. 6 to the Supreme Court, proposing a wide range of revisions and corrections to the Appellate Rules.

At year end the Committee had under study a proposed new Pa. R.A.P. 921 to implement the act of November 26, 1978 (No. 319), which authorizes the defendant or the Commonwealth to petition for allowance of appeal to an appellate court with respect to the discretionary aspects of a sentence in a criminal matter. On January 18, 1979 the proposal was transmitted to the Supreme Court as Recommendation No. 8 of the Committee.

JUDICIAL INQUIRY AND REVIEW BOARD

Reports and Recommendations have been filed with the Supreme Court in seven cases involving three judges (two Reports involving one judge) and three district justices. One judge was suspended pending termination of criminal proceedings. He has been tried and found guilty but appellate proceedings are pending.

**JUDICIAL INQUIRY AND REVIEW BOARD
OF THE
SUPREME COURT OF PENNSYLVANIA
STATISTICAL REPORT
1978**

	<u>*Non Judicial</u>	<u>Judge</u>	<u>District Justice</u>	<u>Total</u>
Cases pending 12/31/77		38	73	111
<u>Complaints received in 1978</u>	<u>17</u>	<u>147</u>	<u>134</u>	<u>298</u>
<u>TOTAL CASE LOAD IN 1978</u>	17	185	207	409
<u>Dispositions in 1978</u>				
Rejected as Frivolous or Unfounded		64	61	125
Rejected as Cause for Appeal		34	20	54
Rejected as Not Within Board's Jurisdiction	17	19	3	39
Investigated - No Evidence of Misconduct		34	46	80
Closed during investigation stage by Board - Reprimand, Admonition or by Compliance		2	12	14
Resigned before Formal Hearing		1	4	5
<u>Disposition by Supreme Court of Board's Reports and Recommendations</u>				
Dismissed as not warranting disciplinary action		2		2
Reprimand			1	1
Suspended for seven months beginning at termination of interim suspension of one year			1	1
<u>Miscellaneous</u>				
Removed from Office on Conviction of Crime		1	2	5
Reinstated to Office after Dismissal of Criminal Charges			4	4
Died during proceedings			1	1
<u>TOTAL CASE DISPOSITIONS IN 1978</u>	<u>17</u>	<u>157</u>	<u>155</u>	<u>329</u>
Pending 12/15/78		28	52	80

*The seventeen (17) Non Judicial complaints received were reviewed and rejected as being against persons or agencies not subject to the Board's jurisdiction.

The number of complaints received during the reporting period has increased by approximately one-third. Although we do not yet have the figures from other states, based on last year's report to the American Judicature Society, our case load is exceeded only by New York.

Despite the increased volume we have been able to substantially reduce our backlog. Of the 30 cases remaining from the 1977 backlog of 111 cases, ten complaints are awaiting disposition of Reports and Recommendations filed with the Supreme Court and eight are awaiting outcome of criminal proceedings. Of the 298 complaints received during this reporting period, only 50 remain open.

The sources of complaints received during 1978 and accepted for investigation are as follows:

Judges 7; Auxiliary Judicial Personnel 17; (referrals from Pennsylvania Court Administrator 14; County Court Administrators, 2; Constable 1) Attorneys (including Public Defender & CLS) 12; Litigants (including relatives) 19; Public Officials 11 (Police 3; Attorney General 5; District Attorney 3); Board Initiated 8; Disciplinary Board Referrals 3; Citizens Group 1; Miscellaneous (Union—ACLU) 2.

Complaints received in 1978 which were the subject of investigation are broken down

into types of the misconduct alleged as follows:

	<u>Judge</u>	<u>District Justice</u>
Wilful Misconduct	2	3
Conduct which brings office into disrepute and prejudices administration of justice	15	17
Failure to Comply with Procedures and Rules	1	15
Failure to Perform Judicial Duties	2	9
Political Activity	4	5
Mental-Physical Disability	1	4
Conflict of Interest	1	
Pending Criminal Proceedings	1	

Disciplinary proceedings resulted in the filing with the Supreme Court of seven Reports and Recommendations during the current year. Two involving one judge were dismissed on the Board's recommendation, the Board vote being four for censure and four for dismissal. The Supreme Court approved the Board's recommendation for censure in one case. One judge who pleaded nolo contendere to criminal charges connected with record keeping of traffic offenses was suspended for seven months in addition to the eleven (11) month suspension involved pending conclusion of the criminal proceedings. Three cases are awaiting Supreme Court decisions. Briefs were filed and answered in two cases; oral argument was presented before the Board in two cases, and oral argument presented before the Supreme Court in one case.

The judges' duties and responsibilities with respect to criminal contempt is in issue in two of the open cases and was in issue in one of the dismissed cases. The Board has always taken the position that the legality of the contempt proceeding is not the concern of a disciplinary body.

The current status of the 16 District Justices of Allegheny County indicted for alleged illegal bail bond activities is as follows:

Found guilty - pending appeals	7
Resigned after having been found incompetent to stand trial	3
Criminal proceedings withdrawn and district justices reinstated	4
Died pending trial	1
Found guilty, sentenced and office declared vacant	1

The Sixth National Conference for Judicial Conduct Organizations sponsored by the American Judicature Society was held in Phoenix, Arizona on November 8-11, 1978. Richard E. McDevitt, Esquire, our Executive Director, is active on the Advisory Committee. He was a faculty member and participated in the program of the Conference as Moderator of the panel discussion on "Confidentiality and Public's Right to Know."

COMMITTEE FOR PROPOSED STANDARD JURY INSTRUCTIONS

The 1978 Report of the activities of the Proposed Standard Jury Instructions Committee includes the following work of subcommittees:

Civil Instructions Subcommittee. This Subcommittee met on March 19, 1978, and approved an amended instruction on contributory negligence (bearing in mind the Comparative Negligence Act), an amended note to the comparative negligence instruction, two amended instructions on concurring cases, an amended note on the negative instruction on intervening or superseding cause, an amended instruction on circumstantial proof of negligence, two amended instructions on informed consent, instructions on fraudulent misrepresentation or non-disclosure and damages therefor, and instructions on intentional interference with contractual relations and the damages for that tort. During the remainder of the year, the Subcommittee considered a number of other proposed changes to the instructions as originally written, particularly those dealing with comparative negligence and

legal cause, but these matters were not resolved. Also during the year, the Pennsylvania Supreme and Superior Courts handed down a considerable number of opinions which are being considered by the Committee.

Criminal Instructions Subcommittee. Although this Subcommittee held no formal meeting during 1978, it was particularly active during that year in considering correspondence from the Reporter Staff suggesting changes in the criminal instructions made necessary by the large number of amendments to the Crimes Code passed by the General Assembly. There were ten of these, some requiring major changes or additions to the criminal instruction. With some modification, the draft instructions incorporating these new statutes were approved by the Criminal Instructions Subcommittee.

THE JUDICIAL PLANNING COMMITTEE

The Judicial Planning Committee of Pennsylvania was appointed by Chief Justice Michael J. Eagen on May 4, 1977, as authorized by Article V, Section 10(a) of the Constitution of Pennsylvania and Section 203 of the U.S. Congress Crime Control Act of 1976.

The Administrative Office of Pennsylvania Courts serves as Secretariat for the Judicial Planning Committee. The Committee has conducted extensive surveys of judges and other court-related personnel of Pennsylvania's Unified Judicial System and, based on these surveys and statewide conferences of judicial personnel, the Committee has developed annual judicial action plans for 1978 and 1979. The three programs included under this plan are: the Analysis of Court Practices and the Determination of Standards; Courts Management and Administrative Services; and Court Education Programs. These programs have been implemented by the Unified Judicial System utilizing state, local and, in some cases, federal funds.

THE LAWYERS' DISCIPLINARY BOARD

During 1978 there were 1,893 complaints received and 1,874 were disposed of by a number of types of dispositions such as dismissals, informal admonitions, private reprimands, or imposition of public discipline (i.e. public censure, suspension or disbarment). As of December 31, 1978 there was a total of 690 active complaints on hand requiring further action. New complaints averaging around 158 in number continue to be received each month.

	Calendar Years						Cum. Total
	1973	1974	1975	1976	1977	1978	
A. Disciplinary Cases:							
1. Informal Admonition	37	55	95	81	96	102	466
2. Private Reprimand	0	7	8	9	7	14	45
3. Probation	0	0	0	0	2	1	3
4. Public Censure	0	2	5	8	10	7	32
5. Suspensions	3	12	12	8	10	13	58
6. Disbarments	3	4	6	5	13	6	37
Total of Disciplinary Actions	43	80	126	111	138	143	641
B. Reinstatement Cases:							
1. Petitions for Reinstatement Granted	1	2	2	3	3	4	15
2. Petitions for Reinstatement Denied	1	2	2	0	0	3	8

The total number of attorneys registered to the end of December 1978 was 25,295, as compared to 23,834 attorneys for the year 1977—an increase of 1,461 attorneys. With this increase in the number of attorneys competing for the legal services required by the public and the increasing consumer protection attitudes prevalent in the land, the Board does not feel it is unrealistic to predict that the number of disciplinary complaints will increase rather than decrease in future years.

The preceding tabulation presents a summary of disciplinary actions for the various periods indicated.

In addition to the above a total of 5 disciplinary matters prosecuted were dismissed after hearing and review by the Board in 1978, for a cumulative total of 37 dismissed after hearing and review by the Board.

On December 31, 1978, there were 77 cases in various stages of formal proceedings which had not finally been determined and an additional 19 matters where formal prosecution of charges was determined necessary, but on which filing of petitions for discipline were pending.

The statistics presented above, however, do not present the complete story.

To cope with this volume of complaints and formal proceedings, it has been necessary to increase staff since the inception of the Board. Initially the staff consisted of a Chief Disciplinary Counsel and five Assistant Disciplinary Counsel, a Secretary of the Board, two Investigators and six secretaries in four office locations. Over the years an additional five Assistant Disciplinary Counsel, four Investigators and six secretaries have been added to staff. Salaries of staff plus benefits amount to approximately 70% of our operating expense. Operating expenditures to fund these changes have increased from an initial first full year figure of \$383,263 (FY 1974) to the current year's (FY 1979) estimated \$843,910. The annual assessment increased from \$25.00 to \$35.00 for FY 1975. Beginning with the Fiscal Year July 1, 1977,

the annual assessment was increased to \$45.00.

As in previous years there is a tremendous amount of service performed voluntarily by the lawyers in the disciplinary system.

The Disciplinary Board is cognizant of the duties and obligations it has to the public and the legal profession alike.

During the year a great effort has been expended in reviewing the Pennsylvania Rules of Disciplinary Enforcement and the Disciplinary Board Rules under which we operate. Notice of proposed revisions has been given by publication in the Pennsylvania Bulletin and directly to key bar associations seeking comments on them. After review of comments received, a final draft recommending adoption of the proposed revisions will be submitted in the near future for consideration by the Supreme Court.

PENNSYLVANIA BOARD OF LAW EXAMINERS

On November 5, 1978, the Supreme Court of Pennsylvania entered an Order amending rule 204 of the Pennsylvania Bar Admission Rules relating to admission of domestic attorneys on Motion, which added Paragraph (2) (v), which permits the Board to satisfy the five-year service requirement by serving as an attorney "on the legal staff of a business or non-profit association or entity regularly doing business in this Commonwealth and at least one other state."

During 1978, the Board conducted two examinations of two days each, one day being a Multi-State Examination and the other the Essay Examination. For the February, 1978 Bar Examination, 458 applicants sat and 358 passed, being 78.17% of those who took the examinations. For the July, 1978 Bar Examination, 1903 applicants sat and 1697 passed, or 89.17% of those who took the Examination.

During 1978, the Board granted the applications of 67 out-of-state attorneys for admission to the Bar on motion.

During the year the Board continued its practice of holding meetings after each Bar examination with representatives of the six Pennsylvania law schools and the Bar's examining staff to review the essay questions, model answers and the grading methods applied to 25 examination papers picked at random. The Board has found this type of review and discussion with representatives of the law schools extremely helpful to the Bar examination process. The representatives of the law school have also found their experience valuable to them and they realize that the Board adopts many of their suggestions.

During the year there were 9 appeals to the Pennsylvania Supreme Court from the decision of the Board under Rule 203 denying applicants from unaccredited law schools the right to sit for the Bar Examination. Of these appeals one was granted, seven were denied by the Supreme Court, and one appeal was discontinued.

During the year there were three appeals to the Pennsylvania Supreme Court from the decision of the Board under Rule 205, in which the Board found that the applicants did not meet the equivalency requirements. The Supreme Court denied all three of these appeals.

During the year there was one appeal to the U.S. Supreme Court from the decision of the Pennsylvania Supreme Court affirming the decision of the Board of Law Examiners, in which an applicant from an unaccredited law school was denied the right to sit for the Bar Examination. This appeal was dismissed by the U.S. Supreme Court.

During the year another applicant who graduated from an unaccredited law school was denied the right to sit for the Bar Examination by the Board of Law Examiners. His appeal to the Pennsylvania Supreme Court was denied. This case is now on appeal to the U.S. Supreme Court.

During the year the Board held a hearing in the case of an applicant from an unaccredited law school and filed its decision denying the applicant the right to

sit for the Bar Examination. No appeal from the Board's decision was filed to the Pennsylvania Supreme Court.

During the year the Board held a hearing on the applicaiton of an out-of-state attorney for admission on Motion and the Board denied the application. The applicant has recently appealed to the Pennsylvania Supreme Court.

JUVENILE COURT JUDGES' COMMISSION

The Juvenile Court Judges' Commission's Handbook for Juvenile Court Judges and Probation Departments was revised in 1978, and the revision was printed and distributed to Judges, Probation Officers and interested parties throughout the State.

Also in 1978, a new book, entitled the Juvenile Court Directory, was prepared; this book was printed and distributed to Juvenile Court Judges, probation officers, district attorneys, public defenders, and other interested parties. It contains a section on the Juvenile Court in each of the Judicial Districts, a section on related organizations and agencies, and a section on residential placement for juveniles.

The Commission collected statistical data on dispositions of juveniles from all 67 counties in 1978, and a 1978 report is in print and available for all interested parties.

Evaluations of 51 of Pennsylvania's Juvenile Probation Offices were conducted during 1978. These evaluations resulted in a series of recommendations for each office, in order to enable them to function in greater compliance with standards developed by the Commission.

The Commission distributed 61 grants totalling \$1,452,000 to 61 counties around the Commonwealth to enable them to improve and develop their juvenile probation services.

Fifteen training sessions on a variety of topics such as family counseling, foster home development, juvenile law, youth advocacy, and other related topics

throughout the year were sponsored by the Commission. There were 359 juvenile probation officers attending these various training sessions.

The Commission developed its Newsletter from a semi-monthly to a monthly publication. This Newsletter is distributed to over 700 persons across the Commonwealth.

Major legislative activities in 1978 revolved around proposed legislation in four separate areas. Considerable time was spent representing the Commission through active participation with legislators and staff concerning: (1) legislation which would have provided reimbursement for court-operated programs for youth; (2) legislation which would have established that a group home for dependent children is a residential use of property, thus exempt from the jurisdiction of local zoning boards; (3) legislation governing criminal history record information and providing for the expunction of juvenile records under certain conditions; and (4) legislation restructuring the Department of Justice, establishing the Office of the elected Attorney General, and transferring the Commission to the Office of Attorney

General. In addition, other legislation which was introduced pertaining to juveniles was reviewed and analyzed and, where appropriate, contact was made with legislators and staff in an effort to impact the movement of the bill.

A synopsis and analysis of the codification of the Juvenile Act was prepared. This analysis and copies of the restructured Act were provided to Juvenile Court Judges and Chief Juvenile Probation Officers. In addition, a training session was conducted for Chief Juvenile Probation Officers on this matter.

A comprehensive analysis of the IJA/ABA Juvenile Justice Standards was completed, as was a formal position paper representing the views of the Commission in this matter. As a result of this work and contact with staff of the ABA, the Commission Chairman was invited to attend the ABA mid-winter meeting, where the Standards were considered for adoption by the ABA.

A concept paper and resultant grant-in-aid application was prepared in an effort to standardize the basic forms being utilized by the Juvenile Courts in the Commonwealth.

MEMBERS OF SUPREME COURT COMMITTEES AND RELATED COURT AGENCIES

CIVIL PROCEDURAL RULES COMMITTEE

1103 Western Savings Bank Bldg.
Broad and Chestnut Streets
Philadelphia, Pa. 19107
(215) 545-6000

Philip W. Amram, Esq.
Chairman

John A. Metz, Jr., Esq.
Vice-Chairman

Hon. F. Joseph Thomas
William H. Eckert, Esq.
Richard Henry Klein, Esq.
Morton Meyers, Esq.
Charles H. Welles, III, Esq.
John G. Gent, Esq.
Stephen M. Feldman, Esq.
Judd N. Poffinberger, Jr., Esq.
Hon. Dale F. Shughart
Hon. Albert E. Acker
Herbert Fishbone, Esq.
Hon. John J. McLean, Jr.
Rod J. Pera, Esq.
Hon. Lawrence Prattis
Richard L. Grossman, Esq.
Madaline Palladino, Esq.
David S. Shrager, Esq.

Hon. Ruggero J. Aldisert
Consultant to Committee

Sidney Schulman, Esq.
Executive Director

Harold K. Don, Jr., Esq.
Director of Research

CRIMINAL PROCEDURAL RULES COMMITTEE

Temple University School of Law
North Broad St. at Montgomery
Philadelphia, Pa. 19122
(215) 787-7170

Professor James Strazzella
Chairman

Hon. Robert I. Shadle
Vice-Chairman

Hon. Richard P. Conaboy
Hon. Abraham J. Gafni
Hon. G. Thomas Gates
Hon. Thomas D. Gladden
Abraham J. Brem Levy, Esq.
Donald J. Goldberg, Esq.
H. David Rothman, Esq.
Benjamin Lerner, Esq.
Hon. Anthony J. Scirica
Stanford Shmukler, Esq.
Bernard L. Siegel, Esq.
Hon. Henry R. Smith, Jr.
LeRoy S. Zimmerman, Esq.
Edward G. Rendell, Esq.
Nicholas Sellers, Esq.
Robert L. Eberhardt, Esq.

Hon. Max Rosenn
Consultant to Committee

Mark Lipowicz, Esq.
Secretary

Margaret M. Cardomone, Esq.
Staff Counsel

**MINOR COURT CIVIL PROCEDURAL
RULES COMMITTEE**

Robert W. Lentz, Esq.
Chairman

Anthony J. Giangulio, Esq.
Vice-Chairman

Kenneth P. Christman, Esq.
Frank T. Hazel, Esq.
William D. Balitas, Esq.
Edward E. Russel, Esq.
David R. Gold, Esq.
James Morgan, Esq.
Angelo Skariatos, Esq.
Hon. Ricardo Calvin Jackson
Charles D. Agresti, Esq.
Fredrica A. Massiah-Jackson, Esq.
Bernard J. Regan

Gilbert G. Ackroyd, Esq.
Secretary and Reporter
P.O. Box 1027
104 South Street
Harrisburg, Pa. 17108

JUDICIAL INQUIRY & REVIEW BOARD

Hon. William F. Cercone
Chairman
810 City-County Building
Pittsburgh, Pa. 15219

Hon. Robert Van der Voort
Vice-Chairman

Hon. Henry R. Smith, Jr.
Hon. James R. Cavanaugh
Mrs. Lois W. Barnum
Hon. William E. Breene
G. Thomas Miller, Esq.

Richard E. McDevitt, Esq.
Executive Director
3 Parkway, 20th Floor
Philadelphia, Pa. 19102

**ADVISORY COMMITTEE ON
APPELLATE COURT RULES**

James A. Montgomery, Jr., Esq.
Chairman

Arthur Silverblatt, Esq.
Vice-Chairman

Daniel J. McCauley, Esq.
Robert S. Ryan, Esq.
Carroll F. Purdy, Jr., Esq.
William H. Lamb, Esq.
William B. Ball, Esq.
Russell J. O'Malley, Esq.
John M. McLaughlin, Esq.
Wendell G. Freeland, Esq.
Bernard M. Borish, Esq.
Raymond Pearlstine, Esq.
Gerald Gornish, Esq.
David B. Fawcett, Jr., Esq.
James F. McClure, Jr., Esq.

William E. Zeiter, Esq.
Executive Director

**DISCIPLINARY BOARD
OF PENNSYLVANIA**

Charles V. Henry, III, Esq.
Chairman

John C. Anderson, Esq.
Vice-Chairman

Herbert J. Johnson, Jr., Esq.
Raymond Pearlstine, Esq.
Dennis C. Harrington, Esq.
Pasco L. Schiavo, Esq.
John C. Anderson, Esq.
Frank J. McDonnell, Esq.
Robert C. Daniels, Esq.
Mary Bell Hammerman, Esq.

Mrs. Nan M. Cohen
Secretary
6th Floor, 100 Pine Street
P.O. Box 806
Harrisburg, Pa. 17108

**PENNSYLVANIA BOARD OF
LAW EXAMINERS**

Desmond J. McTighe, Esq.
Chairman

Justin J. Johnson, Esq.
Vice-Chairman

John W. English, Sr., Esq.
Anthony S. Minisi, Esq.
James W. Scanlon, Esq.

Susan L. Anderson, Esq.
Secretary/Treasurer
2010 Two Girard Plaza
Philadelphia, Pa. 19102
(215) 564-1724

**PROPOSED STANDARD JURY
INSTRUCTIONS COMMITTEE**

George J. Barco, Esq.
Chairman

James E. Beasley, Esq.
Hon. R. Paul Campbell
Hon. Homer L. Kreider
Hon. Loran L. Lewis
Hon. Abraham H. Lipez
Hon. Samuel Strauss
Joseph G. Feldman, Esq.
Milford J. Meyer, Esq.
Hon. James R. Cavanaugh
Martin H. Belsky, Esq.
Perry S. Bechtle, Esq.
James Lewis Griffith, Esq.

Gilbert G. Ackroyd, Esq.
General Reporter and Secretary
P.O. Box 1027
104 South Street
Harrisburg, Pa. 17108

**APPELLATE COURT
NOMINATING COMMISSION**

John Evans Rose, Jr., Esq.
Chairman

William K. Ulerich
William C. Sennett, Esq.
Lawrence T. Hoyle, Esq.
Harold Rosenn, Esq.
Mrs. Cecile M. Springer

ORPHANS' COURT RULES COMMITTEE

M. Paul Smith, Esq.
Chairman
60 E. Penn Street
Norristown, Pa. 19401

Hon. Hugh C. Boyle
Hon. Edmund S. Pawelec
William H. Eckert, Esq.
Cuthbert H. Latta, Esq.
William McC. Houston, Esq.
Hon. George C. Eppinger
Hon. James B. Dwyer

**JUDICIAL PLANNING COMMITTEE
OF PENNSYLVANIA**

Hon. Michael J. Eagen
Chairman

Hon. Samuel Roberts
Hon. Thomas W. Pomeroy, Jr.
Hon. Alexander F. Barbieri
Hon. Robert Lee Jacobs
Hon. James S. Bowman
Hon. Edward J. Bradley
Hon. John G. Brosky
Hon. Doris M. Harris
Hon. LeRoy S. Zimmerman
Dante D. Bertani, Esq.

**PENNSYLVANIA CONFERENCE
OF STATE TRIAL JUDGES**

Hon. W. Richard Eshelman
President
Berks County Courthouse
Reading, Pa. 19607

Hon. Clinton Budd Palmer
President-Elect
Box 308
Easton, Pa. 18042

Hon. Charles G. Sweet
1st Vice-President
Washington County Courthouse
Washington, Pa. 15301

Hon. Samuel Smith
2nd Vice-President
111 One East Penn Square Building
Philadelphia, Pa. 19107

Hon. Edmund V. Ludwig
Secretary
Bucks County Courthouse
Doylestown, Pa. 18901

Hon. William W. Caldwell
Treasurer
Dauphin County Courthouse
Harrisburg, Pa. 17101

**PENNSYLVANIA COUNCIL
OF DISTRICT COURT ADMINISTRATORS**

H. Paul Kester, Esq.
President

Raymond A. Holland
Immediate Past President

Margaret S. Freeman
Vice-President

Carl L. Matteson
Secretary-Treasurer

Directors:

Andrew Mihalko
R. Russell Myers
Beatrice Livengood

**JUVENILE COURT JUDGES
COMMISSION***

Hon. Fred P. Anthony
Chairman

Hon. Isaac S. Garb
Vice-Chairman

Hon. Doris M. Harris
Secretary

Hon. Albert E. Acker
Hon. Maxwell E. Davison
Hon. W. Richard Eshelman
Hon. Robert L. Wolfe
Hon. R. Stanton Wettick
Hon. Edmund V. Ludwig

Dr. Ronald Sharp
Executive Director
Towne House
660 Boas Street
Harrisburg, Pa.
(717) 787-2607

* Commission members are appointed by the
Governor.

**STATISTICAL REPORT
SUPREME COURT OF PENNSYLVANIA
1974 - 1978**

OFFICE OF PROTHONOTARY

<u>YEAR</u>	<u>DISTRICT</u>	<u>NO. APPEALS FILED</u>	<u>NO. DAYS COURT HEARD CASES</u>	<u>NO. CASES ARGUED</u>	<u>NO. CASES SUBMITTED</u>	<u>NO. CASES OPINIONS FILED</u>	<u>PETITIONS WITH M.P. NUMBERS*</u>	<u>PETITIONS FOR ALLOCATUR</u>	<u>ALLOCATUR PETITIONS GRANTED</u>
1974	Eastern	598	43	352	80	457	1,079	474	79
	Western	218	9	98	17	139	208	197	26
	Middle	67	4	40	8	37	120	53	3
	TOTAL	883	56	490	105	633	1,407	724	108
1975	Eastern	605	32	246	83	389	1,026	552	52
	Western	156	10	88	17	137	304	252	32
	Middle	67	3	28	5	35	70	64	6
	TOTAL	828	45	362	105	561	1,400	868	90
1976	Eastern	600	27	194	82	405	817	582	132
	Western	166	8	75	28	127	290	275	36
	Middle	64	4	38	7	51	88	49	10
	TOTAL	830	39	307	117	583	1,195	906	178
1977	Eastern	555	22	176	69	475	689	522	87
	Western	208	8	74	15	177	317	264	25
	Middle	60	4	33	12	88	84	58	6
	TOTAL	823	34	283	96	740	1,090	844	118
1978	Eastern	544	23	169	73	SEE	855	696	96
	Western	216	13	95	27	NEXT	330	351	49
	Middle	58	3	28	10	PAGE	77	79	10
	TOTAL	818	39**	292	110	958	1,262	1,126	155

* Petitions with M.P. numbers filed in *Miscellaneous & Appeal Dockets*.

** Does not include 18 Conference Days.

SUPREME COURT OF PENNSYLVANIA
OFFICE OF PROTHONOTARY
REPORT OF OPINIONS, ORDERS AND ADMISSIONS
1978

OPINIONS FILED

Per Curiam	197
Majority	384
Concurring Opinions	93
Concurring and Dissenting Opinions	14
Dissenting Opinions	230
Opinions in Support of Affirmation	16
Opinions in Support of Reversal	23
Separate Opinion	1
Total	958

DISCIPLINARY BOARD ORDERS ISSUED

Public Censures	5
Suspensions	15
Disbarments	2
Disbarments with Consent	4
Placed on Inactive Status	3
Reinstatements	4
Orders on Miscellaneous Petitions	16
Suspension of Attorney	1
Admitted Under Rule 311	1
Total	50

JUDICIAL INQUIRY & REVIEW BOARD ORDERS ISSUED — 14

ADMISSIONS

Under Rule 203	2,071
Eastern District — 1,399	
Western District — 484	
Middle District — <u>188</u>	
Under Rule 204	70
Under Rule 311	21
Under Rule 321	414

Short Certificates Issued 1,475

Eastern District — 1,147
Western District — 222
Middle District — 106

**STATISTICAL REPORT
SUPERIOR COURT OF PENNSYLVANIA
1974 - 1978**

OFFICE OF PROTHONOTARY

<u>YEAR</u>	<u>DISTRICT</u>	<u>NO. APPEALS FILED</u>	<u>NO. PETITIONS FILED (incl. Misc. Docket)</u>	<u>NO. DAYS COURT HEARD CASES</u>	<u>NO. CASES ORAL ARGUMENT^(a)</u>	<u>NO. CASES SUBMITTED ON BRIEFS</u>	<u>NO. CASES OPINIONS FILED</u>
1974	Philadelphia	1,500	3,726	28	522	715	861
	Harrisburg	165	319	2	29	44	74
	Pittsburgh	538	686	11	245	100	333
	TOTAL	2,203	4,731	41	796	859	1,268
1975	Philadelphia	1,986	4,078	25	538	692	960
	Harrisburg	130	169	1	31	56	78
	Pittsburgh	880	1,201	13	283	191	308
	TOTAL	2,996	5,448	39	852	939	1,346
1976	Philadelphia	2,463	4,690	26	594	846	1,053
	Harrisburg	163	283	1	25	52	71
	Pittsburgh	1,005	1,250	14	303	232	472
	TOTAL	3,631	6,223	41	922	1,130	1,596
1977	Philadelphia	2,500	4,542	26	573	606	1,041
	Harrisburg	252	234	3	75	84	120
	Pittsburgh	948	906	13	293	184	389
	TOTAL	3,700	5,682	42	941	874	1,550
1978	Philadelphia	3,095	2,786	22	628	657	1,512
	Harrisburg	262	200	3	58	89	198
	Pittsburgh	1,128	1,088	11	351	224	706
	TOTAL	4,495	4,074	36	1,037	970	2,416

(a) Court started sitting in 3 judge panels effective September, 1978
Session at Philadelphia.

**STATISTICAL REPORT
COMMONWEALTH COURT OF PENNSYLVANIA
1974 - 1978**

OFFICE OF PROTHONOTARY

CASES DOCKETED	<u>1974</u>	<u>1975</u>	<u>1976</u>	<u>1977</u>	<u>1978</u>
Original Jurisdiction	259	273	305	248	363
Appeals from Courts of Common Pleas	545	627	668	671	696
Direct Administrative Appeals	888	1,026	1,429	1,706	2,054
Transfers from Other Courts	<u>21</u>	<u>42</u>	<u>34</u>	<u>39</u>	<u>84</u>
Total Actions Filed	1,713	2,027	2,436	2,664	3,197
DISPOSITION					
Cases listed for argument	910	1,128	1,122	1,012	1,209
Cases argued	687	870	688	594	591
Continued to future list	65	47	97	98	40
Continued generally		24	11	9	—
Withdrawn or Discontinued	100	187	105	50	39
Remanded, Transferred or Dismissed		45	35	14	23
Dismissed for lack of prosecution	58	33	11	30	—
Stricken from List			20	14	18
NUMBER OF DAYS OF ARGUMENT COURT	53	50	48.5	40.5	46
Number of evidentiary hearings, original jurisdiction cases and de novo hearings in direct administrative appeals	302	263	176	153	200
Number of Opinions handed down involving Current and Prior Year Cases	731	821	760	691	769
Cases Argued Before Court En Banc	342	440	248	191	209
Cases Argued Before Panel of Judges	345	430	440	403	682
Cases Consolidated as One Argument			122	169	157
Cases Submitted on Briefs			31	34	41

PART IV
COURTS OF COMMON PLEAS
JUDICIAL CASE VOLUME

COMMENT ON STATISTICS

"Nothing is good or bad but by comparison."

Thomas Fuller.

The quote which precedes this comment may be a reasonable one to bear in mind when reviewing the many tables which follow in this report. Unfortunately, the nature of the county court systems, with their many influencing factors, such as their economic, social, political and physical environments make it difficult to decide on a standard for comparison. For example, if two 2-judge counties are compared, having similar characteristics, but one having a year-end inventory three times the size of the other, is this county proportionately less efficient? The tables presented in this report merely provide a means for comparing the levels of the most visible activities within the courts: filings and dispositions. It may be reasonable to assume that a district which averages 200 cases per judge is busier than a district which averages 50 cases per judge, but is it four times busier or more, or less? For example, for the past several years, the AOPC has been involved in an ongoing study of county caseloads. The method of analysis is a technique called Delphi which is a means of developing quantitative measurements of the subject under consideration where no such measurements previously existed. Using these measurements along with year-end common pleas disposition and inventory figures, a number was calculated which provided a possible indication of activity levels on a per judge basis. The measurements were designed to account for some of the inherent

differences in each type of disposition. In this way, some level of standardization was achieved and each county was ranked according to its per-judge activity level. This ranking provides the AOPC with a limited means of assessing one county's performance relative to that of another county. By comparing the disposition and inventory levels simultaneously, it is possible to draw some reasonable conclusions about some counties. Where one county ranks first (highest) in per-judge dispositions and last (lowest) in per-judge inventories, then it is safe to assume that this county is busier than another county which ranks last in per-judge dispositions and first in per-judge inventories. Though such an actual situation may not exist, there are some parallels to it which enable such a conclusion to be reached.

In situations as extreme as the one cited above, comparisons are fairly clear-cut. But in reality, things are not always this simple. Differences in numbers are simply means of opening doors to inquiring why these differences exist. The monthly county reports which form the bases for the AOPC Annual Report provide statistics on only two stages: filing and disposition. With the utilization of data processing equipment, perhaps more information can be added to the reports which we receive and permit a comparison which differentiates good from bad.

DATA ANALYSIS

The number of new cases filed in the Courts of Common Pleas in 1978 was 296,033. This is an increase of 7,155 cases or 2.47 percent. Case

filings in 1978 were 1,039 per authorized judgeship. Common Pleas dispositions totaled 287,207 for an increase of 5,696 cases (2.02 percent). This represents an average of 1,007 cases per Common Pleas judge. The pending

Common Pleas inventory was 101,315 which is an increase of 4,698 cases. This inventory represents 355 cases per judge.

The following table shows how case volumes have changed over the past five years.*

COMMON PLEAS COURTS – TOTAL CASE VOLUME 1974 – 1978

	<u>1974</u>	<u>1975</u>	<u>1976</u>	<u>1977</u>	<u>1978</u>	<u>Change 1977-1978 (%)</u>	<u>Change 1974-1978 (%)</u>
New Cases	263,259	290,186	292,186	288,878	296,033	7,155 (2.47%)	32,674 (12.4%)
Dispositions	261,729	277,812	289,548	281,511	287,207	5,696 (2.02%)	25,478 (9.73%)
Inventory	89,195	96,597	95,332	96,617	101,315	4,698 (4.86%)	12,120 (13.58%)

*All three figures represent the highest figures since the origin of the reporting system.

The volume of filings indicates a distribution of cases similar to the previous four years. Criminal and domestic relations cases rank first and second in filings with the latter being very nearly equal to the former. Domestic relations dispositions did, in fact, exceed criminal dispositions. Divorce was the third highest area of activity.

The total Common Pleas figures for filings and inventory are the highest recorded since the start of the reporting system. Filings increased by a greater absolute number than dispositions, which would provide a rational explanation for the 4,700 case increase in inventory. The biggest

relative increases in filings were custody cases (+29.92%) and miscellaneous (24.21%); however, the largest absolute increase was in the domestic relations area (+5,266 cases or 10.34%). This accounted for 73.59% of the increase in total Common Pleas filings.

Both custody and miscellaneous cases provided the highest relative increases in dispositions (32.86% and 25.53%, respectively). However, the domestic relations increase of 4,785 dispositions compensated for the six categories of cases which decreased in dispositions. The total increase in dispositions was 5,696 cases.

COMMON PLEAS COURTS JUDICIAL CASE VOLUME 1974-1978

NEW CASES

DISPOSITIONS

	NEW CASES							DISPOSITIONS						
	1974	1975	1976	1977	1978	% to Total	Change 1977-1978	1974	1975	1976	1977	1978	% to Total	Change 1977-1978
Criminal	60,638	70,895	68,227	63,045	60,331	20.37	-4.3%	60,420	64,938	66,408	58,606	54,343	18.92	-7.27%
Civil	19,597	19,959	21,127	21,307	20,279	6.85	-4.82%	19,134	18,629	20,652	20,987	19,921	6.94	-5.07%
Arbitration	27,812	28,902	29,544	27,988	26,316	8.88	-5.97%	30,392	28,770	28,634	28,177	28,395	9.89	0.77%
Divorce	35,465	38,313	39,339	39,953	41,784	14.11	4.58%	33,621	36,332	38,878	40,183	39,797	12.86	-0.96%
Juvenile	35,120	39,882	37,084	35,614	37,365	12.62	4.91%	33,990	38,350	38,145	34,201	37,750	13.14	10.37%
Domestic Relations	41,806	47,841	51,496	50,885	56,151	18.96	10.34%	42,133	46,237	51,551	50,124	54,909	19.12	9.54%
Orphans' Court	21,662	22,010	20,075	19,375	19,616	6.62	1.24%	21,756	21,667	20,118	19,650	19,551	6.81	-0.5%
Post Conviction	778	734	970	846	844	0.28	-0.23%	594	728	838	743	623	0.22	-16.15%
Custody	2,605	3,138	3,831	4,915	6,386	2.15	29.92%	2,538	2,977	3,751	4,619	6,137	2.14	32.86%
Mental Health	5,655	5,697	6,628	8,741	9,025	3.04	3.24%	5,575	5,679	6,706	8,639	8,792	3.06	1.77%
Adoptions	6,860	6,874	6,760	7,072	6,549	2.21	-7.39%	6,688	6,860	6,770	7,054	6,283	2.19	-10.92%
Miscellaneous	5,631	6,512	7,105	9,167	11,387	3.84	24.21%	4,888	6,635	7,097	8,528	10,706	3.73	25.53%
TOTALS	263,359	290,757	292,186	288,878	296,033		2.47%	261,729	277,812	289,548	281,511	287,207		2.02%

INVENTORY

	1974	1975	1976	1977	1978	% to Total	Change 1977-1978
Criminal	26,804	27,238	23,038	23,511	25,339	25.01	7.77%
Civil	18,949	20,279	17,178	21,074	21,432	21.15	1.69%
Arbitration	15,140	15,272	16,182	15,993	13,914	13.73	-12.99%
Divorce	13,649	15,630	16,091	15,861	17,848	17.61	12.52%
Juvenile	4,388	5,920	4,859	6,272	5,887	5.81	-6.13%
Domestic Relations	5,305	6,909	6,854	7,585	8,827	8.71	16.37%
Orphans' Court	1,396	1,719	1,676	1,401	1,466	1.47	4.63%
Post Conviction	401	407	539	642	863	0.85	34.42%
Custody	421	582	662	958	1,207	1.19	25.99%
Mental Health	288	306	228	330	597	0.58	80.9%
Adoptions	842	856	846	864	1,128	1.11	30.55%
Miscellaneous	1,602	1,479	1,487	2,126	2,807	2.77	32.03%
TOTALS	89,185	96,597	95,322	96,617	101,315		4.86%

Criminal Case Volume Common Pleas court criminal case filings decreased for the third consecutive year (4.3% less than 1977 figures), while dispositions also decreased. It was the second consecutive decrease in dispositions (7.27% less than 1977 figures). The steeper decline in dispositions resulted in an increase in inventory of 7.77% (approximately 1,800 cases more than 1977). With the exception of "other" dispositions, all categories decreased. Jury waivers decreased by nearly 1,300 cases, or 21%. As more counties begin to use

information rather than the indicting grand jury, the grand jury dismissals decreased (the only increase recorded was for the "other" disposition category, and it was significant) for the third consecutive year. Cases disposed due to the 180-day rule also decreased by 7%. The increase of 60.07% in other dispositions was caused mainly by a May report from Allegheny County which dismissed 1,275 cases via Rule 1901. The five-year disposition breakdown is as follows:

Disposition of Criminal Cases by Category 1974-1978

	<u>1974</u>	<u>1975</u>	<u>1976</u>	<u>1977</u>	<u>1978</u>	<u>Change 1977-78</u>
Guilty Pleas	27,751 (46%)	30,560 (47%)	29,811 (45%)	26,783 (46%)	23,477 (43.2%)	-12.34%
Trial by Jury	2,937 (5%)	3,490 (5%)	3,272 (5%)	3,127 (5%)	3,055 (5.62%)	-2.30%
Jury waived	7,848 (13%)	8,005 (12%)	7,071 (11%)	6,143 (10.5%)	4,850 (8.92%)	-21.05%
Nol Pros	8,891 (14.5%)	8,410 (13.5%)	10,090 (15%)	8,873 (15%)	8,594 (15.81%)	-3.14%
A.R.D.	6,556 (11%)	8,662 (13%)	10,834 (16%)	10,553 (18%)	10,062 (18.52%)	-4.65%
Grand Jury*	2,973 (5%)	3,125 (5%)	1,249 (2%)	379 (0.6%)	355 (0.65%)	-6.33%
Rule 1100	—	—	784 (1%)	441 (0.7%)	410 (0.75%)	-7.03%
Disposition in lieu of trial	321 (0.5%)	257 (0.5%)	232 (0.35%)	161 (0.2%)	105 (0.19%)	-34.78%
Other	3,127 (5%)	2,469 (4%)	3,065 (4.65%)	2,146 (4%)	3,435 (6.32%)	60.07%
Total	60,404	64,938	66,408	58,606	54,343	-7.27%

Civil Case Volume Both civil filings and dispositions recorded decreases in volume for 1978 (-4.82% and -5.07% respectively). This resulted in a slight increase in inventory (1.69%). The following table provides a five-year breakdown of civil case dispositions. The large decrease in settlements after hearings was offset by the increases in non-jury trials and

settlements before hearings. An even larger decrease was recorded with "other" dispositions which dropped by 69.55%. This abrupt decline is probably the result of a considerably larger-than-normal volume of "other" dispositions in 1977 due to statewide field audits. The "settlement" disposition reached its highest figure in the past six years.

Disposition of Civil Cases by Category 1974-1978

	<u>1974</u>	<u>1975</u>	<u>1976</u>	<u>1977</u>	<u>1978</u>	<u>Change 1977-78</u>
Non-Jury	2,353 (12%)	2,173 (12%)	3,807 (19%)	3,336 (16%)	3,717 (18.66%)	11.42%
Jury Verdict	1,857 (10%)	1,821 (10%)	1,952 (9%)	1,839 (9%)	1,898 (9.53%)	3.21%
Hearing-Settled	1,075 (6%)	1,403 (8%)	1,515 (8%)	2,735 (13%)	1,818 (9.13%)	-33.53%
Settlement	9,083 (47%)	9,371 (50%)	9,156 (44%)	7,984 (38%)	9,669 (48.54%)	21.1%
Stricken	959 (5%)	855 (4%)	1,482 (5%)	703 (3%)	794 (3.99%)	12.94%
Trans. to Arb.	1,532 (8%)	1,320 (7%)	1,482 (7%)	1,369 (7%)	1,105 (5.55%)	-19.28%
Other	2,275 (12%)	1,626 (9%)	1,733 (8%)	3,021 (14%)	920 (4.62%)	-69.55%
TOTAL	19,135	18,629	20,652	20,987	19,921	-5.08%

Domestic Relations The area of domestic relations typically represents one of the most active common pleas categories in terms of filings and dispositions. For the past six years, domestic relations filings have been the second most active category behind criminal. The same can be said about dispositions through 1977. In 1978, domestic relations dispositions exceeded criminal dispositions. In 1978, domestic relations accounted for 18.96% of all common pleas filings and 19.12% of all common pleas dispositions. Its inventory was 8.71% of total.

Caseload Projections For the past two years, the Administrative Office has attempted to get a handle on the nature of criminal and civil caseloads which the courts may be called on to adjudicate in the future. These projections are made for five-year periods on criminal and civil filings. Projections were initially made on dispositions in 1976 and due to the relative consistency of the judges, these were fairly accurate. However, since filings present a more representative picture of the potential caseload, the projections focused on these. Due to the many factors which influence the crime rate and civil case rate, the accuracy of these projections was suspect in some cases and outright

unreliable in others. However, there were some instances in which the projections were fairly accurate. Whether or not this is a coincidence, cannot be determined at this point, but as more data become available, it is hoped that these projections will become invaluable tools in the administration of each county's court operations.

Criminal Projections Since some errors were positive and some were negative, it was decided to use the absolute values (ignoring the plus and minus signs) of each percentage error to calculate an average. This is done for the civil errors also. The average criminal percentage error was 41.3349%. There were 11 underestimates averaging 20.4955% error and 56 overestimates averaging 45.4284%. The best projections were for Adams County (0.61% error), Tioga County (2.27%), Clearfield (-3.9%), Washington (4.79%), Bedford (4.83%), and Armstrong (5.03%). The worst projections were for Westmoreland (72.29%), Warren (83.33%), Crawford (77.37%), Columbia (85.71%), Carbon (87.7%), Forest (91.67%), Greene (97.89%), Beaver (93.08%), Indiana (105.5%), Clarion (108.76%), Pike (105.71%) and Perry (122.5%).

Civil Projections The average civil projection error was 41.3727% (practically equal to criminal). there were 34 underestimates averaging 22.5785% error and 33 overestimates averaging 60.7364% error. The best projections were: Washington (-1.6% error), Bradford (-1.63%), Lycoming (-1.28%), Jefferson (-3.57%), Blair (-4.87%), Wayne (-3.39%), and Northumberland (-4.76%). The worst projections were Perry (71.79%), Forest (84.21%), Luzerne (103.63%), Sullivan (120.0%), Lawrence (140.58%), Fayette (134.9%), Snyder (228.57%), and Cameron (500%). Some of these large percentages may lead one to reject the projections completely.

However, the yearly civil caseload of some of these counties is so small, that even the slightest deviation from the average can cause an enormous error. For example, the 500% error for Cameron County was the result of a 10 case overestimate. The Sullivan County error was the result of a six case overestimate. If these two counties are excluded from the civil projection errors, the average overestimate error drops from 60.7364% to 44.6548% and the total error drops from 41.3727% to 33.1072%.

Hopefully, the extra data from this year's activities will prove to be a stabilizing force on these projections.

**COURTS OF COMMON PLEAS
CASE VOLUME PROJECTION ACCURACY
1978**

	CRIMINAL				CIVIL			
	1978				1978			
	ACTUAL	PROJECTED	ERROR	PERCENTAGE	ACTUAL	PROJECTED	ERROR	PERCENTAGE
Adams	326	328	+ 2	0.61	67	40	- 27	- 40.29
Allegheny	9,308	12,035	+ 2,727	29.29	4,579	5,762	+ 1,183	25.83
Armstrong	298	313	+ 15	5.03	127	138	+ 11	8.66
Beaver	680	1,313	+ 633	93.08	329	351	+ 22	6.86
Bedford	248	236	- 12	- 4.83	24	15	- 9	- 37.5
Berks	1,493	2,358	+ 865	57.93	274	368	+ 94	34.3
Blair	645	921	+ 276	42.79	82	78	- 4	- 4.87
Bradford	365	344	- 21	- 5.75	61	60	- 1	- 1.63
Bucks	3,282	1,462	- 1,820	- 55.45	692	614	- 78	-11.27
Butler	643	850	+ 207	32.19	202	169	- 33	-16.33
Cambria	886	1,299	+ 413	46.61	425	324	- 101	-23.76
Cameron	54	45	- 9	- 16.67	2	12	+ 10	500.00
Carbon	179	336	+ 157	87.7	94	83	- 11	-11.70
Centre	490	767	+ 277	56.53	155	182	+ 27	17.42
Chester	2,040	2,466	+ 426	20.88	683	588	- 95	-13.9
Clarion	194	305	+ 211	108.76	63	93	+ 30	47.62
Clearfield	410	394	- 16	- 3.90	97	110	+ 13	13.4
Clinton	201	274	+ 73	36.31	61	37	- 24	-39.34
Columbia	182	340	+ 156	85.71	98	40	- 58	-59.18
Crawford	473	839	+ 366	77.37	112	126	+ 14	12.5
Cumberland	1,015	1,105	+ 90	8.86	160	124	- 36	-22.5
Dauphin	1,862	2,695	+ 833	44.73	383	419	+ 36	9.4
Delaware	2,946	4,566	+ 1,620	54.99	912	739	- 173	-18.96
Elk	175	156	- 19	- 10.85	77	84	+ 7	9.09
Erie	1,586	2,626	+ 1,034	65.19	191	206	+ 15	7.85
Fayette	847	1,436	+ 589	69.53	106	249	+ 143	134.9
Forest	24	46	+ 22	91.67	19	35	+ 16	84.21
Franklin	469	662	+ 193	41.15	38	45	+ 7	18.42
Fulton	66	97	+ 31	46.96	16	9	- 7	-43.75
Greene	380	752	+ 372	97.89	51	26	- 25	-49.01
Huntingdon	203	237	+ 34	16.74	20	13	- 7	-35.0
Indiana	436	896	+ 460	105.5	90	82	- 8	- 8.88
Jefferson	253	394	+ 141	55.73	28	27	- 1	- 3.57
Juniata	78	89	+ 11	14.10	37	61	+ 24	64.86

(Continued)

**COURTS OF COMMON PLEAS
CASE VOLUME PROJECTION ACCURACY
1978**

	CRIMINAL				CIVIL			
	1978		ERROR	PERCENTAGE	1978		ERROR	PERCENTAGE
ACTUAL	PROJECTED	ACTUAL			PROJECTED			
Lackawanna	716	928	+ 212	29.61	464	506	+ 42	9.05
Lancaster	2,130	3,582	+ 1,452	68.17	194	166	- 28	14.43
Lawrence	780	643	- 137	17.56	69	166	+ 97	140.58
Lebanon	614	702	+ 88	14.33	62	56	- 6	9.68
Lehigh	1,300	1,963	+ 657	50.31	294	448	+ 154	52.38
Luzerne	1,250	1,875	+ 625	50.00	579	1,179	+ 600	103.63
Lycoming	712	837	+ 125	17.56	156	154	- 2	1.28
McKean	246	227	- 19	7.72	91	86	- 5	5.49
Mercer	446	736	+ 290	65.02	142	238	+ 96	67.61
Mifflin	195	151	- 44	22.56	37	48	+ 11	29.73
Monroe	342	363	+ 21	6.14	120	87	- 33	27.50
Montgomery	3,193	4,203	+ 1,010	31.63	989	1,155	+ 166	16.78
Montour	31	47	+ 16	51.61	14	7	- 7	50.00
Northampton	1,138	1,278	+ 140	12.30	465	500	+ 35	7.53
Northumberland	418	586	+ 168	40.19	63	60	- 3	4.76
Perry	160	356	+ 196	122.50	39	67	+ 28	71.79
Philadelphia	7,130	8,710	+ 1,580	22.16	3,665	3,447	- 218	5.95
Pike	35	72	+ 37	105.71	32	18	- 14	43.75
Potter	127	168	+ 41	32.28	26	22	- 4	15.38
Schuylkill	749	901	+ 152	20.29	364	89	- 275	75.55
Snyder	106	112	+ 6	5.66	21	69	+ 48	228.57
Somerset	345	421	+ 76	22.03	205	158	- 47	22.93
Sullivan	33	39	+ 6	18.18	5	11	+ 6	120.00
Susquehanna	94	126	+ 32	34.04	66	79	+ 13	19.70
Tioga	352	360	+ 8	2.27	39	57	+ 18	46.15
Union	96	75	- 21	21.88	25	37	+ 12	48.00
Venango	201	288	+ 87	43.28	36	30	- 6	16.67
Warren	228	418	+ 190	83.33	24	28	+ 4	16.67
Washington	1,106	1,159	+ 53	4.79	188	185	- 3	1.60
Wayne	338	141	- 197	58.28	59	57	- 2	3.39
Westmoreland	1,411	2,431	+ 1,020	72.29	963	1,057	+ 94	9.76
Wyoming	142	150	+ 8	5.63	19	23	+ 4	21.05
York	1,424	1,691	+ 267	18.75	409	295	- 114	27.87

Status of Undisposed Criminal Cases In 1977, there were 23,511 cases pending at the end of the year. The corresponding figure for 1978 is 25,339. This is an increase of 1,828 cases or 7.77 percent. The volume of pending cases is represented by three stages: pending informations, pending trial and pending sentence. In lieu of informations, some

counties' inventories include pending indictments by a grand jury. In 1978, there were 19 counties reporting dispositions via the grand jury. However, most of these counties have since abolished it.

The following table shows a statewide three-year comparison:

<u>STATUS</u>	<u>1976</u>	<u>1977</u>	<u>1978</u>
Pending Info./Ind.	5,678 (24.65%)	6,063 (25.79%)	6,112 (24.12%)
Pending Trial	13,743 (59.65%)	13,218 (56.22%)	14,852 (58.61%)
Pending Sentence	3,617 (15.7%)	4,230 (17.99%)	4,375 (17.27%)

Consistency In Volume of Common Pleas Cases 1973-1978 The following tables provide some indication of how filings, dispositions and inventories vary for the past six years.

In the new cases category, criminal, juvenile and domestic relations show a wide range of volumes (maximum-minimum) while showing relatively large standard deviations*. As is evident from the dates recorded next to the maximum and minimum values, some peaks occurred several years ago while the valleys were recorded in 1977-1978. While it is true that total caseloads are consistently increasing from year to year, this is not true for all individual common pleas categories.

The same wide ranges were found for criminal, juvenile and domestic relations categories for dispositions. Some categories display a tendency toward "tightness." For example, arbitration dispositions have varied by about 2,200 cases with a standard deviation of 733 while averaging close to 29,000 cases per year. Civil and Orphans' Court cases show similar tendencies. For the six-year period, the minimum was 1973 while the maximum was in 1976.

There are no inventory variations in the magnitude of new cases and dispositions.

However, the largest ranges were recorded for divorce, criminal, civil, and arbitration. Divorce also had the largest standard deviation figure.

In most instances, the mean and median figures are relatively close. This indicates that the observations (yearly figures) are fairly close with no significant outliers.

*Standard deviation is a statistical term used to describe the variation (or lack thereof) of each observation around the average. According to the theories surrounding classical statistics, approximately 68% of all the observations in a distribution will be within plus or minus one standard deviation from the mean. Since each distribution is so small (6 observations per category), a realization of this heuristic may seldom occur. However, if this were an ideal situation, the theory would mean that 68% of all criminal inventory figures (for example) would lie within the interval 23,795 and 27,465. These figures are derived by first subtracting the standard deviation figure from the mean to arrive at the first figure and adding the standard deviation figure to the mean to arrive at the second figure.

NEW CASES

	<u>MEAN</u>	<u>MEDIAN</u>	<u>STANDARD DEVIATION</u>	<u>MINIMUM</u>	<u>MAXIMUM</u>
Criminal	63,355	61,841.5	4,789.9	56,995(1973)	70,895(1975)
Civil	20,260	20,119	743.1	19,293(1973)	21,307(1977)
Arbitration	28,057	27,900	1,008.0	26,316(1978)	29,544(1976)
Divorce	38,135	38,826	2,667.2	33,957(1973)	41,784(1978)
Juvenile	35,359	36,349	3,997.7	27,094(1973)	39,882(1975)
Domestic Relations	47,632	49,363	6,224	37,614(1973)	56,151(1978)
Orphans' Court Audits	22,310	20,601	1,010.4	19,375(1977)	22,010(1975)
Post Conviction Appeals	786	811	129.5	547(1973)	970(1976)
Custody	3,849	3,484	1,429.8	2,224(1973)	6,386(1978)
Mental Health	6,875	6,162	1,467.3	5,505(1973)	9,025(1978)
Adoptions	6,792	6,810	169.6	6,549(1978)	7,072(1977)
Miscellaneous	7,389	6,808	2,281.2	4,536(1973)	11,387(1978)
TOTALS	279,088	289,817.5	19,225.891	243,315(1973)	296,033(1978)

DISPOSITIONS

Criminal	60,367	59,513	4,184.2	54,343(1978)	66,408(1976)
Civil	19,966	20,199	842.3	18,629(1975)	20,978(1977)
Arbitration	28,805	28,550	733.2	28,177(1977)	30,392(1974)
Divorce	37,067	37,605	2,736.3	33,593(1973)	40,183(1977)
Juvenile	34,986	35,975	3,804.3	27,483(1973)	38,350(1975)
Domestic Relations	46,980	48,180	6,038.1	36,927(1973)	54,909(1978)
Orphans' Court Audits	20,619	20,540	900.1	19,551(1978)	21,756(1974)
Post Conviction Appeals	671	675	110.9	500(1973)	838(1976)
Custody	3,681	3,364	1,373.4	2,069(1973)	6,137(1978)
Mental Health	6,800	6,192	1,416.7	5,412(1973)	8,792(1978)
Adoptions	6,705	6,729	239.6	6,283(1978)	7,054(1977)
Miscellaneous	7,092	6,866	2,078.1	4,700(1973)	10,706(1978)
TOTALS	273,501	279,661.5	15,601.7	244,662(1973)	289,548(1976)

INVENTORY

Criminal	25,630	26,071	1,834.8	23,038(1976)	27,853(1973)
Civil	19,566	19,614	1,500.7	17,178(1976)	21,432(1978)
Arbitration	15,703	15,632	1,160.8	13,914(1978)	17,720(1973)
Divorce	15,147	15,745	1,929.7	11,805(1973)	17,848(1978)
Juvenile	5,097	5,373	1,050.6	3,258(1973)	6,272(1977)
Domestic Relations	6,852	6,881	1,177.7	5,305(1974)	8,827(1978)
Orphans' Court Audits	1,524	1,478	127.2	1,401(1977)	1,719(1975)
Post Conviction Appeals	511	473	204.6	217(1973)	863(1978)
Custody	697	622	299	354(1973)	1,207(1978)
Mental Health	326	297	128.3	208(1973)	597(1978)
Adoptions	867	851	134.2	670(1973)	1,128(1978)
Miscellaneous	1,771	1,544	548.6	1,129(1973)	2,807(1978)
TOTALS	94,643	95,959	4,403.8	88,822(1973)	101,315(1978)

The following table shows a county-by-county breakdown of the status of criminal inventories accompanied by its percent to total

within each county. This allows a comparison between each county percentage and the statewide percentages.

INVENTORY OF CRIMINAL DEFENDANT RECORDS

(As of December 31, 1978)

	<u>Pending Informations Indictments</u>	<u>%</u>	<u>Pending Trial</u>	<u>%</u>	<u>Pending Sentence</u>	<u>%</u>	<u>TOTAL</u>
ADAMS	15	13%	73	65%	24	22%	112
ALLEGHENY	750	28%	1484	55%	463	17%	2,697
ARMSTRONG	35	35%	50	50%	15	15%	100
BEAVER	72	29%	129	51%	51	20%	252
BEDFORD	135	86%	16	10%	6	4%	157
BERKS	72	11%	436	66%	156	23%	664
BLAIR	34	7%	344	67%	132	26%	510
BRADFORD	42	30%	75	53%	24	17%	141
BUCKS	57	15%	259	68%	64	17%	380
BUTLER	0	0%	192	76%	61	24%	253
CAMBRIA	66	14%	369	76%	50	10%	485
CAMERON	8	61%	1	8%	4	31%	13
CARBON	12	18%	39	60%	14	22%	65
CENTRE	0	0	151	76%	48	24%	199
CHESTER	370	40%	405	44%	152	16%	927
CLARION	66	65%	35	35%	0	0%	101
CLEARFIELD	26	13%	178	87%	0	0%	204
CLINTON	12	29%	14	33%	16	38%	42
COLUMBIA	18	20%	41	46%	30	34%	89
CRAWFORD	2	1%	138	91%	12	8%	152
CUMBERLAND	107	29%	39	11%	221	60%	367
DAUPHIN	872	66%	403	30%	49	4%	1,324
DELAWARE	215	16%	753	56%	375	28%	1,343
ELK	0	0	0	0	49	100%	49
ERIE	73	13%	407	70%	101	17%	581
FAYETTE	48	11%	247	56%	143	33%	438
FOREST	0	0	0	0	7	100%	7
FRANKLIN	13	10%	108	86%	5	4%	126
FULTON	0	0	2	100%	0	0	2
GREENE	191	89%	22	10%	1	1%	214
HUNTINGDON	65	68%	16	16%	16	16%	97
INDIANA	44	21%	161	78%	1	1%	206
JEFFERSON	61	60%	41	40%	0	0	102

INVENTORY OF CRIMINAL DEFENDANT RECORDS

(As of December 31, 1978)

	Pending Informations Indictments	%	Pending Trial	%	Pending Sentence	%	TOTAL
JUNIATA	3	14%	8	38%	10	48%	21
LACKAWANNA	133	21%	390	60%	121	19%	644
LANCASTER	541	51%	500	47%	21	2%	1,062
LAWRENCE	97	60%	38	24%	25	16%	160
LEBANON	180	44%	147	36%	85	20%	412
LEHIGH	184	29%	326	51%	130	20%	640
LUZERNE	84	13%	535	86%	7	1%	626
LYCOMING	48	25%	102	52%	46	23%	196
McKEAN	24	60%	6	15%	10	25%	40
MERCER	100	33%	159	53%	41	14%	300
MIFFLIN	34	25%	85	62%	17	13%	136
MONROE	7	16%	24	56%	12	28%	43
MONTGOMERY	493	44%	491	43%	150	13%	1,134
MONTOUR	0	0	20	77%	6	23%	26
NORTHAMPTON	2	1%	283	72%	105	27%	390
NORTHUMBERLAND	67	19%	202	57%	84	24%	353
PERRY	39	45%	30	34%	18	21%	87
PHILADELPHIA	0	0	2,530	74%	899	26%	3,429
PIKE	0	0	18	100%	0	0	18
POTTER	6	12%	43	84%	2	4%	51
SCHUYLKILL	0	0	106	74%	38	26%	144
SNYDER	32	53%	22	37%	6	10%	60
SOMERSET	24	12%	147	75%	26	13%	197
SULLIVAN	0	0	13	100%	0	0	13
SUSQUEHANNA	41	67%	8	13%	12	20%	61
TIOGA	19	9%	178	85%	12	6%	209
UNION	28	53%	17	32%	8	15%	53
VENANGO	58	33%	119	67%	0	0	177
WARREN	2	3%	56	90%	4	7%	62
WASHINGTON	21	5%	354	90%	18	5%	393
WAYNE	54	18%	221	76%	17	6%	292
WESTMORELAND	80	10%	726	88%	17	2%	823
WYOMING	10	14%	47	65%	15	21%	72
YORK	220	36%	273	44%	123	20%	616
STATEWIDE							
TOTAL	6,112	24%	14,852	59%	4,375	17%	25,339

**CASE VOLUME BY
JUDICIAL DISTRICT, 1978
FOLLOWS**

CRIMINAL CASE VOLUME

	PHILADELPHIA	ALLEGHENY	MONTGOMERY	DELAWARE	BUCKS	WESTMORELAND	LANCASTER	LUZERNE	BERKS	CHESTER	YORK	ERIE	LEHIGH
AUTHORIZED JUDGESHIPS	81	39	12	12	9	6	4	7	5	6	5	5	5
1977 POPULATION*	1,784,500	1,493,600	628,200	583,700	468,400	379,900	347,900	338,600	302,100	298,200	289,000	271,600	263,600
CRIMINAL CASES													
Defendant Records Received	7130	9308	3193	2946	3282	1411	2130	1250	1493	2040	1424	1586	1306
Defendant Records Disposed	7167	7822	3283	2713	3971	947	1480	973	1212	1592	1261	1325	1044
by Guilty Pleas	2161	2057	1993	993	1294	349	1157	598	656	742	592	602	558
Tried by Jury	355	311	127	230	95	24	114	40	114	114	113	71	125
Jury Waived	2607	927	67	206	72	18	25	29	12	13	29	2	31
Nol Pros	1759	1580	293	336	970	151	153	47	62	331	166	160	134
A:R.D.	255	1482	673	791	1267	310	13	188	198	272	255	416	166
Disposition in lieu of trial	0	2	0	0	9	0	0	0	2	0	0	52	5
Rule 1100	0	1	44	41	42	18	5	0	30	19	69	3	8
Other "Dispositions"	30	1462	86	116	222	77	13	71	138	101	37	19	17
Adjustments	491	-1549	-97	-235	614	-322	-278	-162	-268	-475	-74	-12	-141
Grand Jury	0	0	0	0	0	0	0	58	0	0	0	0	0
1978 Inventory of Cases	3429	2697	1134	1343	380	823	1062	626	664	927	616	581	640
Inventory Change	2975	2760	1321	1345	455	681	690	569	651	954	527	332	519
Inventory Change	454	-63	-187	-2	-75	142	372	57	13	-27	89	249	121
Trial Days	6996	2243	911	627	630	247	345	166	529	463	413	119	282
Visiting Judges—Trial Days	3	181	110	183	1	0	109	84	65	1	0	17	30
Civil Cases (Trespass, Assumpsit, Equity & Misc.)													
New Cases Praeciped for Trial	3665	4579	989	912	692	963	194	579	274	683	409	191	294
Dispositions	4408	3806	801	952	685	616	159	587	257	712	131	154	303
by Non-Jury	294	1135	31	116	211	38	15	44	111	340	51	13	70
Jury Verdict	339	237	153	92	40	62	27	91	31	84	29	33	59
Settlement	1104	101	27	62	2	47	2	50	15	2	3	4	19
Hearing — Settled	2497	2198	517	355	370	469	114	212	89	256	36	87	89
Stricken	174	46	40	6	51	0	1	84	10	27	6	16	60
Other "Dispositions"	0	89	33	321	11	0	0	106	1	3	6	1	6
Transfer to ARBITRATION	0	593	14	24	72	21	2	34	3	29	4	3	13
1978 Inventory of Cases	6181	6986	1105	524	588	635	146	301	85	127	886	115	0
1977 Inventory of Cases	6924	6806	931	588	653	309	113	343	71	185	612	81	22
Inventory Change	-743	180	174	-64	-65	326	33	-42	14	-58	274	34	-22
Trial Days	3703	1671	574	444	225	249	77	329	233	166	361	103	154
Visiting Judges—Trial Days	8	152	34	74	0	0	18	0	63	0	4	0	0

*U.S. Department of Commerce, Bureau of the Census, 1977 (Provisional) Estimates of Population.

Note: Footnotes at the end of chapter.

AND CIVIL BY COUNTY

LACKAWANNA	NORTHAMPTON	DAUPHIN	WASHINGTON	BEAVER	CAMBRIA	CUMBERLAND	SCHUYLKILL	FAYETTE	BUTLER	BLAIR	MERCER	FRANKLIN/ FULTON	LYCOMING	CENTRE	LAWRENCE
5	4	6	5	5	4	2	5	4	2	2	2	2	2	1	2
232,400	2257,00	223,500	213,600	207,400	187,800	171,900	157,600	156,400	141,200	134,200	126,500	117,800	113,200	109,700	106,400
716	1138	1862	1106	680	886	1015	749	847	643	645	446	535	712	490	780
532	1002	1349	1038	614	842	784	949	796	577	430	420	508	592	436	517
252	530	667	430	231	344	556	446	349	194	228	164	323	326	260	140
34	87	47	24	69	35	41	69	77	28	23	111	33	68	16	45
0	22	100	49	24	73	26	57	3	2	41	18	12	56	39	2
90	96	113	126	137	169	127	94	121	40	88	90	36	24	59	17
112	168	422	398	113	189	0	282	231	295	13	3	62	99	56	22
11	0	0	0	6	1	0	0	9	0	0	1	0	0	1	0
8	9	0	2	6	5	6	1	5	1	1	7	1	1	5	4
25	90	0	9	28	26	28	0	1	17	36	26	41	18	0	287
0	-150	-344	-46	-4	-27	-196	1	0	-96	-41	-5	4	-45	-77	-144
118	0	0	12	0	0	0	11	0	0	0	0	0	34	1	33
644	390	1324	393	252	485	367	144	438	253	510	300	128	196	199	160
578	404	1155	383	190	468	332	354	387	283	336	279	97	155	223	74
66	-14	169	10	62	17	35	-210	51	-30	174	21	31	41	-24	86
142	221	333	47	96	301	139	269	162	88	207	144	126	97	47	46
0	0	0	0	35	13	27	0	0	5	52	0	0	26	23	68
464	465	383	188	329	425	160	364	106	202	82	142	54	156	155	69
443	412	408	228	318	433	155	242	118	174	44	37	52	166	106	75
111	64	238	57	138	257	28	33	19	44	0	0	3	18	11	3
73	35	39	21	39	14	17	87	7	17	3	0	3	23	4	25
112	18	10	43	14	57	4	41	5	20	6	0	0	8	6	4
138	294	101	103	92	98	65	26	50	53	31	37	44	103	66	40
9	1	0	1	24	7	33	55	37	0	0	0	0	11	9	3
0	0	20	3	11	0	8	0	0	40	4	0	2	3	10	0
56	36	6	8	10	9	1	7	16	7	2	8	2	3	28	4
515	117	25	99	85	64	40	115	198	220	166	296	32	94	55	54
550	100	56	147	84	81	36	0	226	199	130	199	32	107	34	64
-35	17	-31	-48	1	-17	4	115	-28	21	36	97	0	-13	21	-10
213	169	194	74	223	298	47	146	159	109	145	19	95	65	18	20
0	14	0	8	0	16	20	0	0	20	7	0	0	25	8	25

CRIMINAL CASE VOLUME

	LEBANON	NORTHUMBERLAND	INDIANA	CRAWFORD	SOMERSET	CLEARFIELD	COLUMBIA MONTGOMERY	ARMSTRONG	MONROE PIKE	VENANGO	ADAMS	UNION SNYDER	BRADFORD
AUTHORIZED JUDGESHIPS	2	2	2	2	2	1	1	1	2	1	1	1	1
1977 POPULATION:*	104,800	98,800	87,000	85,200	79,900	78,900	76,000	75,400	72,000	63,200	62,800	62,000	60,700
CRIMINAL CASES													
Defendant Records Received	614	418	436	473	345	410	214	298	377	201	326	202	365
Defendant Records Disposed	680	366	407	403	285	350	266	264	389	211	339	169	328
by Guilty Pleas	404	219	185	213	145	266	141	81	139	58	224	89	243
Tried by Jury	37	21	14	36	13	12	11	5	17	23	36	8	3
Jury Waived	7	1	14	3	11	0	0	4	123	2	3	0	5
Nolle Pros	61	97	54	66	18	27	49	56	60	58	39	27	22
A.R.D.	129	19	108	81	78	44	25	98	20	52	25	22	53
Disposition in lieu of trial	0	0	0	0	3	0	0	0	0	0	0	1	0
Rule 1100	4	7	6	0	6	1	2	2	7	5	1	3	2
Other "Dispositions"	38	2	26	4	11	0	38	18	23	13	11	19	0
Adjustments	0	-69	0	-56	-50	0	-1	-70	-15	0	6	-7	-30
Grand Jury	0	0	6	0	0	0	8	0	0	1	0	13	0
1978 Inventory of Cases	412	353	206	152	197	204	115	100	61	177	112	113	141
1977 Inventory of Cases	478	370	183	138	187	144	177	136	88	188	119	100	134
Inventory Change	-66	-17	23	14	10	60	-62	-36	-27	-11	-7	13	7
Trial Days	69	110	112	73	51	40	81	52	132	69	75	44	51
Visiting Judges—Trial Days	0	9	0	4	0	0	9	9	34	5	33	0	1
Civil Cases (Trespass, Assumpsit, Equity & Misc.)													
New Cases Praeciped for Trial	62	63	90	112	205	97	112	127	152	36	67	46	61
Dispositions	50	51	64	95	145	78	107	134	139	42	58	48	54
by Non-Jury	5	12	12	33	1	10	10	7	17	3	19	7	8
Jury Verdict	8	8	7	3	11	9	18	8	11	4	15	0	11
Settlement	0	0	1	1	0	0	2	0	1	0	3	0	11
Hearing — Settled	11	29	41	41	85	48	68	64	78	32	20	38	24
Stricken	13	2	0	5	0	11	4	0	8	0	1	2	0
Other "Dispositions"	13	0	3	12	48	0	5	55	24	3	0	1	0
Transfer to ARBITRATION	0	2	2	1	3	16	2	4	5	0	3	1	2
1978 Inventory of Cases	70	54	90	23	219	37	62	67	66	17	32	44	50
1977 Inventory of Cases	58	44	66	7	162	34	59	78	58	23	26	47	45
Inventory Change	12	10	24	16	57	3	3	-11	8	-6	6	-3	5
Trial Days	24	59	33	27	89	47	42	62	199	31	53	6	42
Visiting Judges—Trial Days	0	1	0	10	1	2	10	5	52	1	6	0	0

*U.S. Department of Commerce, Bureau of the Census, 1977 (Provisional) Estimates of Population.

Note: Footnotes at the end of chapter.

AND CIVIL BY COUNTY

CARBON	WARREN FOREST	MCKEAN	PERRY JUNIATA	JEFFERSON	MIFFLIN	CAMERON ELK	BEDFORD	CLARION	TIOGA	HUNTINGDON	GREENE	CLINTON	SUSQUEHANNA	WAYNE	SULLIVAN WYOMING	POTTER
1	1	1	1	1	1	1	1	1	1	1	1	1	1	1	1	1
52,200	52,200	52,000	51,800	47,200	44,500	43,200	43,000	41,600	41,200	39,800	39,100	37,600	37,100	34,100	30,400	16,800
179	252	246	238	253	195	229	248	194	352	203	380	201	94	338	175	127
138	267	211	236	246	193	197	239	195	382	162	248	187	94	207	144	109
47	169	102	117	186	93	78	166	144	146	87	113	125	58	97	89	51
5	10	2	43	1	12	7	11	4	5	8	10	13	8	16	13	11
3	4	5	7	0	51	0	5	3	5	11	4	4	1	5	4	3
25	40	39	11	18	15	24	12	19	47	22	17	19	9	38	26	10
45	19	37	32	16	10	83	35	5	65	23	100	25	10	29	7	16
0	1	0	1	0	0	0	0	0	0	0	0	0	0	0	0	0
1	4	1	0	6	1	2	0	0	3	2	1	0	0	0	0	1
12	20	25	25	19	11	3	10	20	11	9	3	1	8	22	5	7
-1	-63	-38	-1	-1	7	-10	0	-1	-3	-17	0	-14	0	-47	-2	1
0	4	0	0	4	0	0	10	6	5	0	5	0	2	24	0	0
65	69	40	108	102	136	62	157	101	209	97	214	42	61	292	85	51
25	151	43	107	100	127	40	158	109	147	73	87	42	63	232	56	32
40	-82	-3	-1	2	9	22	-1	-8	62	24	127	0	-2	60	29	19
77	34	49	86	26	78	69	75	9	72	62	39	41	36	26	25	24
7	6	2	11	0	1	0	0	2	7	0	0	0	0	27	2	9
94	43	91	76	28	37	79	24	63	39	20	51	61	66	59	24	26
97	36	61	37	32	45	68	18	81	39	14	31	56	63	50	19	22
23	2	0	7	4	5	3	1	1	3	3	4	8	4	2	2	8
4	7	2	4	5	1	7	5	3	3	1	5	13	20	15	3	3
1	1	0	1	0	1	0	0	1	1	1	2	2	2	0	0	0
62	16	57	24	19	26	56	12	51	31	3	20	27	10	29	7	10
6	2	0	0	1	11	0	0	7	1	2	0	0	0	1	6	0
1	8	2	1	3	1	2	0	18	0	4	0	6	27	3	1	1
6	1	0	16	0	0	11	0	0	1	1	11	1	0	1	0	0
20	29	116	161	39	14	26	34	34	9	13	24	41	103	53	14	17
29	23	86	138	43	22	26	28	52	10	8	15	37	100	45	9	13
-9	6	30	23	-4	-8	0	6	-18	-1	5	9	4	3	8	5	4
37	24	50	21	22	34	58	12	9	35	33	103	15	156	24	13	19
2	0	1	10	0	1	0	0	1	0	0	0	4	0	3	0	6

ARBITRATION, DIVORCE, JUVENILE, DOMESTIC CASE VOLUME

	PHILADELPHIA	ALLEGHENY	MONTGOMERY	DELAWARE	BUCKS	WESTMORELAND	LANCASTER	LUZERNE	BERKS	CHESTER	YORK	ERIE	LEHIGH
AUTHORIZED JUDGESHIPS	81	39	12	12	9	6	4	7	5	6	5	5	5
1977 POPULATION:*	1,784,500	1,493,600	628,200	583,700	468,400	379,900	347,900	338,600	302,100	298,200	289,000	271,600	263,600
ARBITRATION													
New Cases Added	7469	9137	1416	735	942	508	138	429	198	372	395	331	379
Dispositions	8238	10250 ^d	1422	747	1083	507	137	615 ^d	185	361	397	264	434 ^d
1978 Inventory of Cases	2492	7546	431	188	472	68	52	299	69	80	262	109	66
1977 Inventory of Cases	3261	8659	437	200	613	67	51	485	56	69	264	42	121
Inventory Change	-769	-1113	-6	-12	-141	1	1	-186	13	11	-2	67	-55
JUVENILE													
New Cases Added	18769	4261	926 ^c	1397	764	336	430	338	458	662	194	321	407
Dispositions	18936	4347	920	1526	608	335	376	319	471	671	194	356	407
1978 Inventory of Cases	2804	815 ^e	43	439	653	34	65	36	32	8	0	29	9
1977 Inventory of Cases	2971	901	37	568	497	33	11	17	45	17	0	64	9
Inventory Change	-167	-86	6	-129	156	1	54	19	-13	-9	0	-35	0
DOMESTIC RELATIONS													
New Cases Added	15725	6840	3575	2844	1090	315	2130	292	484	660	1708	1940	691
Dispositions	15298	6929	3355	2818 ^c	866	301	2164	276	493	621	1702	1978	695
1978 Inventory of Cases	2895	1073	692	88	459	190	71	18	25	443	6	128	16
1977 Inventory of Cases	2468	1162	472	62	235	176	105	2	34	404	0	166	20
Inventory Change	427	-89	220	26	224	14	-34	16	-9	39	6	-38	-4
DIVORCE													
New Cases Added	7906	4854	1827	1387	1415	1088	1237	847	1063	973	1354	975	930
Dispositions	6366	4683	1841	1462	1337	1108	1243	789	1080	971	1331	962	910
1978 Inventory of Cases	10355	658	879	444	388	30	148	333	20	21	548	65	183
1977 Inventory of Cases	8815	487	893	519	310	50	154	275	37	19	525	52	163
Inventory Change	1540	171	-14	-75	78	-20	-6	58	-17	2	23	13	20
ORPHANS' COURT													
New Cases Added	7383	2595	879	480	206	906	386	541	607	156	308	526	231
Dispositions	7359	2552	879	433	201	927	420	605	604	134	301	528	232
1978 Inventory of Cases	76	286	0	138	23	150	71	50	13	29	14	2	40
1977 Inventory of Cases	52	243	0	91	18	171	105	114	10	7	7	4	41
Inventory Change	24	43	0	47	5	-21	-34	-64	3	22	7	-2	-1
MISCELLANEOUS													
New Cases Added	4148	4972	2823	2634	1858	971	527 ^s	351	757 ^s	822	676	1697	1035
Dispositions	3927	4658	2700	2581	1862	871	503	323	747	818	596	1601	1053
1978 Inventory of Cases	519	1499	364	232	479	247	52	28	27	92	316	153	18
1977 Inventory of Cases	298	1185	241	179	483	147	28	0	17	88	236	57	36
Inventory Change	221	314	123	53	-4	100	24	28	10	4	80	96	-18

*U.S. Department of Commerce, Bureau of the Census, 1977 (Provisional) Estimates of the Population.

Note: Footnotes at end of chapter.

RELATIONS, ORPHANS' COURT AND MISCELLANEOUS BY COUNTY

LACKAWANNA	NORTHAMPTON	DAUPHIN	WASHINGTON	BEAVER	CAMBRIA	CUMBERLAND	SCHUYLKILL	FAYETTE	BUTLER	BLAIR	MERCER	FRANKLIN FULTON	LYCOMING	CENTRE	LAWRENCE
5	4	6	5	5	4	2	5	4	2	2	2	2	2	1	2
232,400	225,700	223,500	213,600	207,400	187,800	171,900	157,600	156,400	141,200	134,200	126,500	117,800	113,200	109,700	106,400
335	238	215	254	234	162	74	70	52	152	95	48	21	153	80	0
380	300	223	231	208	168	75	70	72	136 ^c	79	54	21	222	90	0
193	110	30	73	128	48	21	0	135	78	110	31	6	40	30	0
238	172	38	50	102	54	22	0	155	62	94	37	6	109	40	0
-45	-62	-8	23	26	-6	-1	0	-20	16	16	-6	0	-69	-10	0
264	796	194	424	332	186	341	184	117	567	385 ^b	406	168	230	68	256
264	796	317	433	337	156	341	155	127	540 ^f	538	406	164	221	68	257
0	0	21	4	32	44	0	56	3	34	122	1	5	15	0	11
0	0	144	13	37	14	0	27	13	7	275	1	1	6	0	12
0	0	-123	-9	-5	30	0	29	-10	27	-153	0	4	9	0	-1
86	779	656	219	230	404	253	857	912	628	1371 ^b	580	476	577	190	633
87	787	656 ^g	172	195	408	253	792	911	648	1142	580	459	582	191	638
10	50	0	118	69	16	0	73	17	112	406	2	26	86	2	13
11	58	0	71	34	20	0	8	16	132	177	2	9	91	3	18
-1	-8	0	47	35	-4	0	65	1	-20	229	0	17	-5	-1	-5
751	775	1388	609	751	517	403	490	444	547	444	507	354	553	345	477
752	811	1365 ^c	662	582	501	419	436	457	500 ^d	628	468	341	542	362	391
98	153	62	8	182	175	81	266	200	120	64	183	27	169	100	161
99	189	39	61	13	159	97	212	213	73	248	144	14	158	117	75
-1	-36	23	-53	169	16	-16	54	-13	47	-184	39	13	11	-17	86
111	153	320	398	339	154	0	228	235	4	0	190	189	2	110	278
71	159	322	393	334	141	0	224	244	3	0	202	191	6	110	278
85	24	10	126	8	27	0	26	22	1	0	48	8	4	0	6
45	30	12	121	3	14	0	22	31	0	0	60	10	8	0	6
40	-6	-2	5	5	13	0	4	-9	1	0	-12	-2	-4	0	0
403	444	489 ^f	104	409	420	374	693	240	319	75	449	165	448	296	365
351	399	489	148	389	414	367	533	225	290	75	428	156	481	296	355
73	107	3	9	90	53	62	482	52	75	0	129	41	123	0	46
21	62	3	53	70	50	55	322	37	46	0	108	32	156	0	35
52	45	0	-44	20	6	7	160	15	29	0	21	9	-33	0	10

ARBITRATION, DIVORCE, JUVENILE, DOMESTIC CASE VOLUME

	LEBANON	NORTHUMBER- LAND	INDIANA	CRAWFORD	SOMERSET	CLEARFIELD	ARMSTRONG	COLUMBIA MONTGOMERY	MONROE PIKE	VENANGO	ADAMS	SNYDER UNION	BRADFORD
AUTHORIZED JUDGESHIPS	2	2	2	2	2	1	1	1	2	1	1	1	1
1977 POPULATION:*	104,800	98,800	87,000	85,200	79,900	78,900	75,400	76,000	72,000	63,200	62,800	62,000	60,700
ARBITRATION													
New Cases Added	49	34	48	41	56	41	50	61	94	17	31	18	57
Dispositions	52	29	56	41	50	24	55	71	79	21	33	18	58
1978 Inventory of Cases	24	50	13	17	24	44	13	15	73	19	4	9	3
1977 Inventory of Cases	27	45	21	17	18	27	18	25	58	23	6	9	4
Inventory Change	-3	5	-8	0	6	17	-5	-10	15	-4	-2	0	-1
JUVENILE													
New Cases Added	94	156	97	221	96	221	67	77	193	33	157	48	165
Dispositions	89	140	103	221	101	197	65	78	195	33	155	58	166
1978 Inventory of Cases	10	22	3	0	0	96	4	12	8	0	18	17	5
1977 Inventory of Cases	5	6	9	0	5	72	2	13	10	0	16	27	6
Inventory Change	5	16	-6	0	-5	24	2	-1	-2	0	2	-10	-1
DOMESTIC RELATIONS													
New Cases Added	861	97	13	124	136	440	481	267	361	405	526	173	225
Dispositions	847	95	12	127	126	375	481	264	356	402	483	138	225
1978 Inventory of Cases	263	4	1	2	10	104	0	24	103	155	84	101	7
1977 Inventory of Cases	249	2	0	5	0	39	0	21	73	152	41	66	7
Inventory Change	14	2	1	-3	10	65	0	3	30	3	43	35	0
DIVORCE													
New Cases Added	389	286	262	341	232	299	266	304	350	188	140	195	319
Dispositions	368	303	263	346	216	302	264	277	307	205	141	165	274
1978 Inventory of Cases	151	121	19	139	78	67	58	193	271	19	7	76	67
1977 Inventory of Cases	130	138	20	144	62	70	56	78	228	36	8	46	22
Inventory Change	21	-17	-1	-5	16	-3	2	27	43	-17	-1	30	45
ORPHANS' COURT													
New Cases Added	137	176	6	159	9	0	19	6	20	2	130	89	164
Dispositions	137	174	6	150	8	0	8	3	21	2	133	89	166
1978 Inventory of Cases	4	35	0	11	4	0	14	4	36	2	18	16	4
1977 Inventory of Cases	4	33	0	2	3	0	3	1	37	2	21	16	6
Inventory Change	0	2	0	9	1	0	11	3	-1	0	-3	0	-2
MISCELLANEOUS													
New Cases Added	155	258	335	165 ^c	254	321	227	498 ^b	221	108	124	181 ^c	174
Dispositions	182	233	330	160	209	305	202	512 ^b	220	100	127	158	171
1978 Inventory of Cases	48	179	18	15	88	106	61	16	7	36	11	71	16
1977 Inventory of Cases	75	154	13	10	43	90	36	30	6	28	14	48	13
Inventory Change	-27	25	5	5	45	16	25	-14	1	8	-3	23	3

*U.S. Department of Commerce, Bureau of the Census (Provisional) Estimates of the Population.

Note: Footnotes at end of chapter.

RELATIONS, ORPHANS' COURT AND MISCELLANEOUS BY COUNTY

CARBON	FOREST WARREN	MCKEAN	JUNIATA PERRY	JEFFERSON	MIFFLIN	CAMERON ELK	BEDFORD	CLARION	TIOGA	HUNTINGDON	GREENE	CLINTON	SUSQUEHANNA	WAYNE	SULLIVAN WYOMING	POTTER
1	1	1	1	1	1	1	1	1	1	1	1	1	1	1	1	1
52,200	52,200	52,000	51,800	47,200	44,500	43,200	43,000	41,600	41,200	39,800	39,100	37,600	37,100	34,100	30,400	16,800
48	12	31	16	14	3	23	24	0	13	20	10	27	0	20	8	7
50	14	44	13	19	0	27	14	2	12	16	10	22	0	36	9	8
5	3	9	11	13	49	14	23	1	2	11	0	19	0	3	5	3
7	5	22	8	18	46	18	13	3	1	7	0	14	0	19	6	4
-2	-2	-13	3	-5	3	-4	10	-2	1	4	0	5	0	-16	-1	-1
85	60	78	73	39	58	48	38	34	182	65	140	29	77	97	53	29
78	60	61	68	39	72	48	37	68	182	65	142	23	67	96	54	26
12	0	138	56	1	4	2	8	6	25	0	23	11	32	43	13	6
5	0	121	51	1	18	2	7	40	25	0	25	5	22	42	14	3
7	0	17	5	0	-14	2	1	-34	0	0	-2	6	10	1	-1	3
306	167	183	364	144	480	229	302	212	642	313	182	588	189	116	72	98
320	157	200	293	135	472	220	320	195	654	313	192	588	182	120	80	95
51	10	175	242	60	17	42	92	153	80	0	38	0	41	14	7	3
65	0	192	171	51	9	33	110	136	92	0	48	0	34	18	15	0
-14	10	-17	71	9	8	9	-18	17	-12	0	-10	0	7	-4	-8	3
156	230	282	201	160	159	114	132	93	188	136	161	135	123	150	112	82
149	225	278	170	162	157	124	144	106	195	132	161	150	119	137	132	78
68	14	39	111	59	40	15	31	15	10	39	0	6	25	104	22	10
61	9	35	80	61	38	25	43	28	17	35	0	21	21	91	42	6
7	5	4	21	-2	2	-10	-12	-13	-7	4	0	-15	4	13	-20	4
0	27	0	6	0	193	84	3	0	55	102	0	70	0	0	18	5
0	11	0	6	0	194	82	4	0	54	84	1	70	0	0	20	5
0	19	0	1	0	4	4	0	0	7	39	0	0	0	0	6	0
0	3	0	1	0	5	2	1	0	6	21	1	0	0	0	8	0
0	16	0	0	0	-1	2	-1	0	1	18	-1	0	0	0	-2	0
87	61	157	119	144	168	138	86	79	108	163	178	105	24	42	51	72
83	60	113	95	143	170	125	49	52	107	163	157	98	25	64	45	75
4	7	83	58	33	6	32	74	49	28	0	42	12	6	20	14	2
0	6	39	37	32	8	19	37	22	27	0	21	5	7	42	8	5
4	1	44	21	1	-2	13	37	27	1	0	21	7	-1	-22	6	-3

FOOTNOTES TO PRECEDING CHARTS

ADAMS COUNTY

- (a) *Includes 3 adjustments for summary charges, 2 A.R.D. revocations and 1 new trial granted.*
- (b) *Includes 5 dismissed cases, 2 cases remanded to District Justices, 3 cases re-reported after Superior Court decision, 1 transfer to Juvenile Court.*

ALLEGHENY COUNTY

- (a) *Includes 281 cases transferred to inactive status, and 449 multiple dispositions.*
- (b) *Includes 1,275 cases disposed as per Pa. R.C.P. 1901, 8 informations quashed, and 179 dismissals.*
- (c) *Includes 20 non-suits, 16 non-pros, and 42 statutory appeals withdrawn.*
- (d) *Includes 307 arbitrations disposed following docket check of inventory.*
- (e) *Juvenile inventory includes 270 deferred dispositions.*

ARMSTRONG COUNTY

- (a) *Includes 76 multiple dispositions.*
- (b) *There were 7 cases remanded to District Justices and 1 case dismissed under Rule 314.*
- (c) *Includes 3 cases transferred to Appellate Court.*

BEAVER COUNTY

- (a) *Includes 4 fugitives.*
- (b) *Includes 2 dismissals, 1 information quashed, 5 motions granted, 19 withdrawals.*
- (c) *Reflects adjustment of Trespass Cases.*

BEDFORD COUNTY

- (a) *Includes 2 cases merged, 3 dismissed, 2 disposed by extradition and 1 demurrer sustained.*

BERKS COUNTY

- (a) *There were 135 cases transferred from active status to capias status. There were 133 cases transferred from active status to fugitive status.*
- (b) *Figure includes 88 dismissals, 11 cases returned to District Justices, 25 transfers to Juvenile Court, and 2 informations quashed.*
- (c) *There were 48 hearings by a Mental Health Officer.*

BLAIR COUNTY

- (a) *Includes 9 cases returned to District Justices, and 22 adjustments due to an audit of criminal inventory.*
- (b) *Juvenile and Domestic Relations dispositions reflect an adjustment occurring after a turnover in personnel.*

BRADFORD COUNTY

- (a) *Adjustments include 30 outstanding bench warrants never served.*

BUCKS COUNTY

- (a) *Adjustments include 202 cases administratively removed from caseload, 281 cases returned to caseload and 322 continuances.*
- (b) *There were 222 consolidated cases.*
- (c) *Other dispositions include 5 cases consolidated. Some non-jury dispositions reflect a clearing up of cases with no jury demand on file.*

BUTLER COUNTY

- (a) *There were 92 multiple dispositions and 5 cases disposed as per Rule 1901.*
- (b) *Includes 1 case reduced to summary offense, 1 disposition by Rule 314, 8 dispositions by Rule 315 and 1 information quashed.*
- (c) *Arbitration dispositions include 5 cases sent to Superior Court, and 4 cases discontinued.*
- (d) *There were 457 dispositions by master and 41 dispositions by court.*
- (e) *Includes 23 cases discontinued.*
- (f) *There were 443 dispositions by master, and 21 by court.*

CAMBRIA COUNTY

- (a) *There were 25 multiple transcripts and 2 adjustments for fugitives.*
- (b) *Includes 20 cases remanded to District Justices, 4 dismissals, and 1 certified to Juvenile Court.*

CARBON COUNTY

- (a) *There was 1 multiple disposition.*
- (b) *Includes 4 cases disposed by Rule 314, 2 discharged, and 4 quashed.*
- (c) *Juvenile dispositions include 30 by master.*
- (d) *Domestic Relations dispositions include 139 amicable agreements.*

CENTRE COUNTY

- (a) *Includes 67 fugitives transferred to inactive status.*
- (b) *Includes 1 Summary judgment, 3 non-pros and 2 discontinued.*

CHESTER COUNTY

- (a) *Adjustments include 312 multiple dispositions, 76 bench warrants, 39 fugitives and 25 multiple A.R.D's.*
- (b) *Includes 22 dismissals, and 69 dispositions according to Rule 1901.*

CLARION COUNTY

- (a) *Includes 8 dismissals, 3 summary appeals, and 6 disposed by Rule 1901.*
- (b) *Includes 17 disposed by Rule 1901.*

CLINTON COUNTY

- (a) *Includes 15 multiple transcripts.*
- (b) *Includes 1 case transferred to Domestic Relations.*

COLUMBIA COUNTY

- (a) *Includes 11 disposed by Rule 315, 1 quashed, 14 returned to District Justices and 2 by Rule 1901.*
- (b) *There were 2 P.C.A. cases disposed without hearing.*

CRAWFORD COUNTY

- (a) *Adjustments include 17 for fugitives, 11 for multiple charges and 27 removed due to clerical error.*
- (b) *Includes 2 returned to District Justices.*
- (c) *Includes 21 summary appeals.*

CUMBERLAND COUNTY

- (a) *Includes 4 returned to District Justices, 90 multiple informations, 40 pleas to summary offenses, and 48 fugitives.*
- (b) *Includes 19 disposed by Rule 314, 3 disposed by Rule 315, and 2 disposed by Rule 1901.*
- (c) *Includes 3 discontinued and 3 sent to Argument Court.*

DAUPHIN COUNTY

- (a) *Includes 344 capias.*
- (b) *There were 1,971 P.H.E.A.A. matters.*
- (c) *There were 177 divorces disposed by the court.*
- (d) *There were 20 cases disposed by Rule 1901.*
- (e) *Includes 126 cases removed due to a previous clerical error.*
- (f) *There were 242 cases disposed by a Mental Health Review Officer.*

DELAWARE COUNTY

- (a) *Adjustments include 470 cases removed for fugitive status and 51 cases added due to changes in fugitive status.*
- (b) *Includes 116 dismissals.*
- (c) *There were 1249 domestic relations cases disposed prior to a court hearing.*

ERIE COUNTY

- (a) *Includes 12 multiple charges.*
- (b) *Includes 4 informations quashed, and 12 fugitives.*

FRANKLIN COUNTY

- (a) *Includes 4 cases transferred from fugitive file.*
- (b) *Includes 7 disposed by Rule 314, 7 dismissed by District Justices, 6 dismissed by court and 2 demurrers sustained.*

FULTON COUNTY

- (a) *Includes 2 transfers to Juvenile Court, and 2 dismissals.*

HUNTINGDON COUNTY

- (a) *Includes 8 combined cases and 2 fugitives.*
- (b) *Includes 8 fugitives.*

INDIANA COUNTY

- (a) *Includes 6 dismissals, 17 disposed by Rule 1901, and 2 informations quashed.*

JEFFERSON COUNTY

- (a) *Includes 7 dismissed by District Justices, 8 disposed by Rule 1901 and 2 extradited.*
- (b) *Includes 3 disposed by Rule 1901.*

JUNIATA COUNTY

- (a) *Includes 5 changes of venue.*

LACKAWANNA COUNTY

- (a) *Includes 5 dismissed by court appeals and 14 by Rule 1901.*

LANCASTER COUNTY

- (a) *Includes 278 multiple defendants.*
- (b) *Includes 12 informations quashed.*
- (c) *Mental Health petitions are heard by masters.*

LAWRENCE COUNTY

- (a) *Includes 33 fugitives and 114 multiple indictments.*
- (b) *Includes 45 cases remanded to District Justices and 242 cases dismissed by District Justices.*

LEBANON COUNTY

- (a) *Includes 32 cases disposed by Rule 315, 3 by Rule 314, and 1 demurrer sustained.*
- (b) *Includes 6 disposed by local rule.*

LEHIGH COUNTY

- (a) *Includes 64 fugitives and 7 multiple dispositions.*
- (b) *Includes 13 disposed by Rule 314, 1 by Rule 315, and 1 dismissed.*
- (c) *Includes 3 non-suits and 2 discontinued.*
- (d) *There were 7 dismissals.*

LUZERNE COUNTY

- (a) *Includes 162 fugitives adjusted out.*
- (b) *Includes 23 dismissals, 36 withdrawals, 2 disposed by Rule 315, 7 disposed by Rule 314, and 1 demurrer sustained.*
- (c) *Includes 50 cases discontinued and an adjustment of 51 cases after an inventory count.*
- (d) *Reflects an adjustment of 156 cases.*

LYCOMING COUNTY

- (a) *Includes 5 multiple informations, 5 multiple dispositions, and 11 fugitives.*
- (b) *Includes 5 cases disposed by Rule 315, 4 by Rule 314, 5 appeals withdrawn, and 4 appeals sustained.*

McKEAN COUNTY

- (a) *Includes 6 changes of venue, 2 fugitives, 10 cases expunged, 20 pleas before District Justices, and 1 extradition.*
- (b) *Includes 23 non-support, and 1 case remanded to District Justice.*

MERCER COUNTY

- (a) *Includes 5 cases with no transcript filed.*
- (b) *Includes 1 transfer to Juvenile Court, 9 returned to District Justices, 4 dismissals and 3 disposed by Rule 314.*

MIFFLIN COUNTY

- (a) *Includes an adjustment for administrative purposes of 6 cases.*
- (b) *Includes 5 returned to District Justices, 2 extradited and 2 dismissed.*

MONROE COUNTY

- (a) *Includes 28 defendants undergoing psychiatric treatment.*
- (b) *Includes 10 cases dismissed by District Attorney, 3 informations quashed, and 3 disposed by Rule 314.*
- (c) *Includes 13 cases transferred to Argument list, and 5 cases discontinued.*

MONTGOMERY COUNTY

- (a) *Includes 97 outstanding Bench Warrants.*
- (b) *Includes 74 dispositions by the Section 17 Drug Act and 12 informations quashed.*
- (c) *There were 468 detention hearings and 726 dismissals.*

NORTHAMPTON COUNTY

- (a) *Includes 152 fugitives.*
- (b) *Includes 13 cases discharged, 8 disposed by District Justices, 4 by Rule 315, 9 by Rule 314, 6 informations quashed, 28 withdrawals, and 11 dismissals.*

NORTHUMBERLAND COUNTY

- (a) *Includes 24 multiple charges.*

PERRY COUNTY

- (a) *Includes 2 demurrers sustained, 4 disposed by Rule 314, 6 disposed by Rule 1901, and 1 dismissed.*

PHILADELPHIA COUNTY

- (a) *Includes 89 records placed in deferred status and 580 deferred records reinstated.*
- (b) *Includes 19 cases transferred to Family Court.*

POTTER COUNTY

- (a) *Includes 1 dismissed by District Attorney, and 1 demurrer sustained.*
- (b) *Includes 1 dismissal.*

SNYDER COUNTY

- (a) *Includes 8 combined charges.*
- (b) *Includes 9 dismissed under local rule, and 1 disposed by Rule 314.*
- (c) *Mental Health cases are handled by a court-appointed master.*

SOMERSET COUNTY

- (a) *Includes 50 multiple informations.*
- (b) *Includes 4 informations quashed, 1 demurrer sustained, 2 disposed by Rule 314, and 2 by Rule 315.*
- (c) *Includes 9 dismissed by Court Order, 2 non-suits and 21 decrees filed to Action in Quiet Title.*

SULLIVAN COUNTY

- (a) *Includes 3 disposed by Rule 315.*

SUSQUEHANNA COUNTY

- (a) *Includes 4 fugitives and 2 waivers of extradition.*
- (b) *Includes 10 dismissed by Court Orders and 2 discontinued.*

TIOGA COUNTY

- (a) *Includes 3 multiple transcripts.*
- (b) *Includes 9 defendants extradited and 1 disposed by Rule 315.*

UNION COUNTY

- (a) *Includes 2 informations quashed and 3 disposed by Rule 314.*

VENANGO COUNTY

- (a) *Includes 8 disposed by Rule 1901 and 3 returned to District Justices.*
- (b) *Includes 1 disposed by Rule 1901 and 1 case consolidated.*

WARREN COUNTY

- (a) *Adjustment reflects 63 cases removed following an audit.*
- (b) *Includes 4 dismissals, 1 information quashed and 1 discharged.*
- (c) *Includes 2 non-suits.*

WASHINGTON COUNTY

- (a) Includes 20 cases reactivated.*
- (b) Includes 1 case remanded to District Justice, 1 extradited, 3 informations quashed, and 1 demurrer sustained.*
- (c) Includes 2 transferred to Argument Court.*

WAYNE COUNTY

- (a) Includes 46 multiple transcripts and 1 fugitive.*
- (b) Reflects 2 dismissals, 6 dismissals by District Justices, 1 extradition and 1 disposed by Rule 315. There were 6 dispositions made to correct a previous error.*
- (c) There were 3 cases disposed by Rule 1901.*

WESTMORELAND COUNTY

- (a) There were 156 multiple defendants, 13 cases remanded to District Justices, 92 outstanding bench warrants, and an arithmetic correction of 35 cases.*
- (b) Includes 51 dismissals, 4 informations quashed, 2 demurrers sustained, and 3 disposed by Rule 315.*

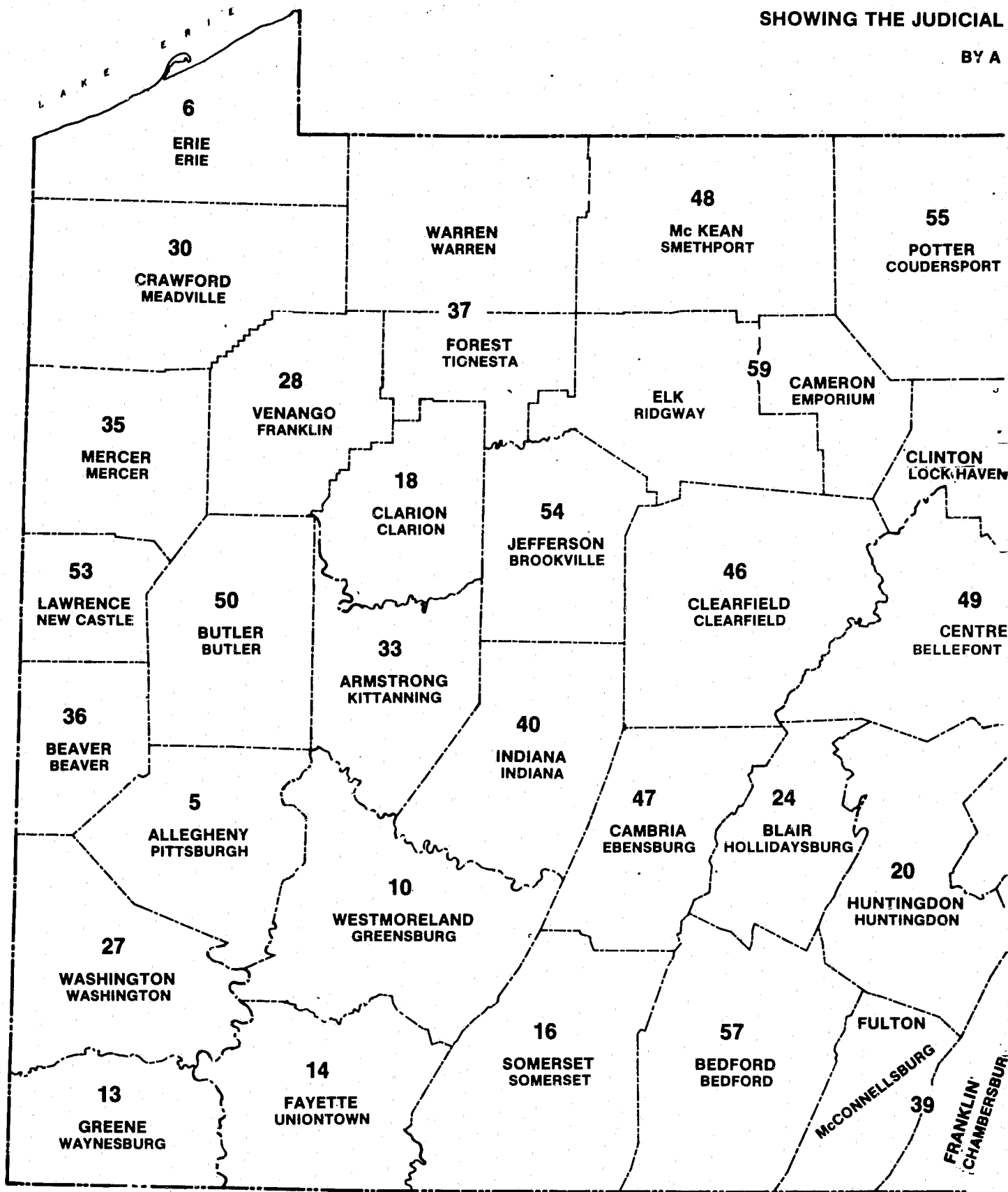
WYOMING COUNTY

- (a) There were 2 multiple transcripts.*
- (b) There were 2 disposed by Rule 314.*

YORK COUNTY

- (a) There were 71 multiple dispositions.*
- (b) There were 16 dismissals, 8 disposed by Rule 314, 2 extradited, 3 by Rule 315, and 2 demurrers sustained.*

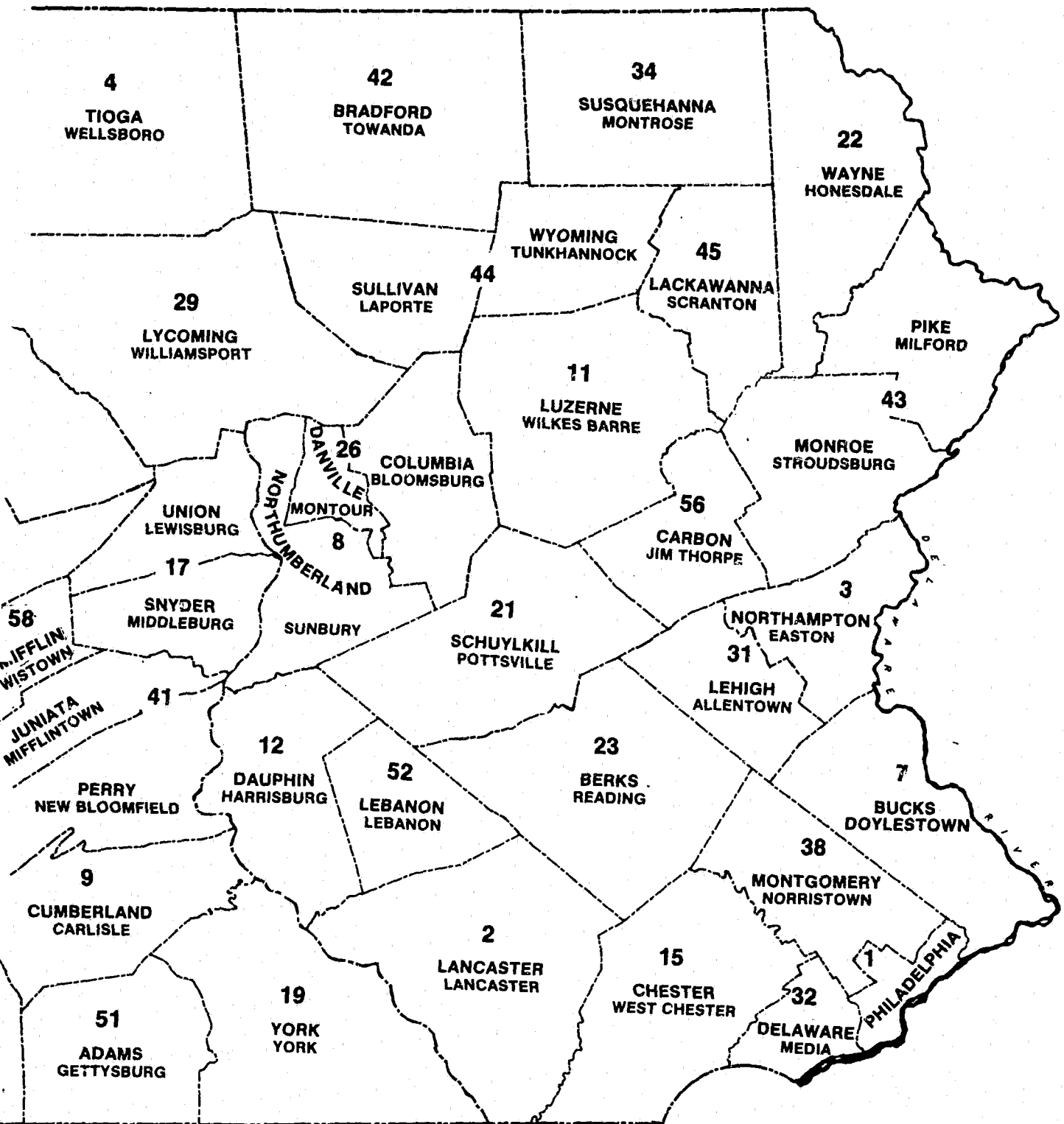
MAP OF
SHOWING THE JUDICIAL
BY A



ENNSYLVANIA

.STRICTS AS APPORTIONED

951



PART V

PHILADELPHIA MUNICIPAL COURT

JUDICIAL CASE VOLUME

In order to achieve a greater uniformity of presentation for this report, Philadelphia Municipal Court statistics have been kept totally distinct from Common Pleas statistics, including trial cases.

Criminal Trial Cases Defendant records received decreased for the third consecutive year while dispositions reached their lowest level since 1974. The decrease in the latter was quite severe which accounts for the significant increase in inventory (1,648 cases or 42.7 percent). Although Guilty Pleas recorded a 517 case increase, this was offset by nol prosses (—549) and A.R.D.'s (—1382). The number of defendants admitted to the A.R.D. program was the lowest in the five-year comparison period.

The inventory figure is the highest by nearly 1,000 cases over the next highest reporting period, 1974. In apparent contradiction to the drop in dispositions and the increase in inventory, judge days increased by 132 days, while visiting judges recorded 475 days (no visiting judge days were recorded in 1977). This type of irregularity appears to be characteristic of statistical trends shown in the Philadelphia Municipal Court. In 1975, defendant records received increased by over 3,100 cases while dispositions decreased by 1,100 cases. Despite this, inventory decreased by over 300 cases. In 1977, records received decreased by 700 cases while dispositions decreased by 1,500 cases. Inventory increased by about 160 cases. Judge days had increased by 217 days. However in

1978, judge days increased by 132 days while dispositions continued to drop (by 1,702 cases).

The Municipal Court of Philadelphia is a court of record with limited jurisdiction over actions at law. There is no right to jury trial in this court but parties have a right on appeal to a trial de novo in the Court of Common Pleas of Philadelphia including, where applicable, the right to a trial by jury. Municipal Court judges preside at arraignments and preliminary hearings and issue warrants in criminal cases. The court also has jurisdiction over trials of summary criminal offenses (except summary traffic offenses) and of other criminal offenses where the allowable prison term is not more than five years. In civil matters, the court has jurisdiction over all matters arising under the Landlord and Tenant Act and over most other civil actions where the claim does not exceed \$1,000. The Common Pleas Court has concurrent jurisdiction with the Municipal Court over all summary offenses and civil matters.

Civil Cases Both Code Enforcement and Landlord/Tenant proceedings recorded slight increases in activity over 1977. In both areas, dispositions increased by a greater percentage than filings causing inventories to decline. In Small Claims, activities declined. However, dispositions declined by a smaller percentage than filings, thus bringing about an inventory drop. It

was the third consecutive drop in inventory following a 100 percent increase in 1975.

The number of private criminal cases increased for the fourth consecutive year. Dispositions matched filings, thus leaving a zero inventory.

The number of cases presented for preliminary hearings declined for the fourth consecutive year, as did dispositions. The 1978 filings and dispositions were practically equal, so little change resulted in inventory.

In summary, Municipal Court activity on the whole appears to be decreasing, or at least levelling off. Criminal trial case filings have decreased for the third consecutive year, small claims recorded a dramatic

drop, code enforcement has been fairly stable for the past four years, preliminary hearings declined for the fourth year in a row and, although private criminal cases are rising steadily, dispositions have always matched these, and a zero inventory was maintained. With the exception of criminal trial cases, Municipal Court judges have usually kept abreast of their caseloads with a few exceptions (Small Claims, 1975; Code Enforcement, 1977). Criminal trial case dispositions decreased sharply, despite an increase in judge days. This caused a large increase in inventory, possibly prompted by the large decrease in defendants admitted to the A.R.D. program.

**PHILADELPHIA MUNICIPAL COURT
CRIMINAL CASES
1974-1978**

	<u>1974</u>	<u>1975</u>	<u>1976</u>	<u>1977**</u>	<u>1978</u>	<u>77/78 Change</u>	<u>% Change</u>
<u>PRELIMINARY HEARINGS</u>							
Defendant Records Pending	1,274	1,225	950	757	1,076	319	42.1%
Defendant Records Received	17,711	13,317	11,934	11,447	10,954	-493	-4.3
Defendant Records Disposed	17,760	13,592	12,127	11,128	10,983	-145	-1.3
Defendant Records Pending	1,225	950	757	1,076	1,047	-29	-2.69%
<u>PRIVATE CRIMINAL</u> *Adjustments							
Defendant Records Pending							
Defendant Records Received	8,465	8,946		9,047	10,277	1230	13.59%
Defendant Records Disposed	8,465	8,946		9,047	10,277	1230	13.59
Defendant Records Pending							

*Private Criminal Complaints are processed and considered disposed each term.

**Defendants Records Received for 1977 was erroneously typed as 11,780 in the 1977 Annual Report. The correct figure is 11,447 which provided an ending 1977 balance of 1,076.

**PHILADELPHIA MUNICIPAL COURT
CIVIL CASES
1974-1978**

	<u>1974</u>	<u>1975</u>	<u>1976</u>	<u>1977</u>	<u>1978</u>	<u>77/78 Change</u>	<u>% Change</u>
CODE ENFORCEMENT							
Defendant Records Pending	3,880	3,950	3,539	3,357	4,590	1233	36.7%
Defendant Records Received	28,494	25,926	22,642	25,141	25,597	456	1.8
Defendant Records Disposed	28,424	26,337	22,824	23,908	25,730	1822	7.6
Defendant Records Pending	3,950	3,539	3,357	4,590	4,457	-133	-2.89%
LANDLORD and TENANT							
Defendant Records Pending	574	582	990	1,015	1,165	150	14.7%
Defendant Records Received	10,362	11,063	14,243	15,989	18,073	2084	13.0
Defendant Records Disposed	10,354	10,655	14,218	15,839	18,458	2619	16.5
Defendant Records Pending	582	990	1,015	1,165	780	-385	-33.0%
SMALL CLAIMS							
Defendant Records Pending	2,581	2,966	6,041	5,439	5,260	-179	-3.3%
Defendant Records Received	18,052	24,456	32,334	31,744	26,043	-5701	-17.9
Defendant Records Disposed	17,667	21,381	32,936	31,923	27,504	-4419	-13.8
Defendant Records Pending	2,966	6,041	5,439	5,260	3,799	-1461	-27.7%

THE PHILADELPHIA MUNICIPAL COURT^(a)
TRIAL CASES
1974-1978.

<u>CRIMINAL CASES</u>	<u>1974</u>	<u>1975</u>	<u>1976</u>	<u>1977</u>	<u>1978</u>	<u>Change 1977-1978</u>
Defendant Records Received	28,676	31,753	31,970	31,246	30,960	-286
Defendant Records Disposed ^(b)	33,385	32,275	32,237	30,707	29,005	-1,702
By Guilty Pleas	3,621	2,278	1,965	2,008	2,525	517
Tried by Jury	N/A	N/A	N/A	N/A	N/A	N/A
Jury Waived ^(c)	8,550	7,157	6,342	4,090	3,793	-297
Nol Pros	9,796	10,876	12,755	13,688	13,139	-549
A.R.D.	11,418	11,928	11,086	10,812	9,430	-1,382
Other "Dispositions"	0	0	89	0	0	0
Rule 1100	-	-	-	0	0	0
Disposition in Lieu of Trial	N/A	N/A	N/A	0	0	0
Adjustments ^(d)	1,687	195	-298	-374	-290	84
Grand Jury Dismissals	N/A	N/A	0	0	0	0
Inventory of Cases	4,585	4,258	3,693	3,858	5,506	1,648
Trial Days	1,133	1,282	1,357	1,140	1,272	132
Visiting Judges—Trial Days ^(e)	1,161	670	474	0	475	475

(a) Of the 22 authorized judgeships for the Philadelphia Municipal Court, all are members of the Bar of the Supreme Court.

(b) These criminal cases are all trial cases and do not include preliminary hearings or summary proceedings.

(c) Under the Municipal Court Jurisdiction Act, there is no right of trial by jury but the defendant has the right of appeal of trial de novo, including the right of trial by jury to the Trial Division of the Court of Common Pleas.

(d) Includes 511 records placed in deferred status and 127 deferred records reinstated.

(e) Common Pleas judges assigned to Municipal Court.

PART VI

DISTRICT JUSTICE COURTS

JUDICIAL CASE VOLUME

The Pennsylvania District Justice Courts process the largest number of cases in the state with the exception of Pittsburgh Magistrates Courts and Philadelphia Traffic Courts. These special courts have the greatest interaction with the public, due to the scope of their jurisdiction. These are the courts that most directly impact the general population which adds to the importance of their performance and judicial image.

The District Justice is a judicial official who presides over certain civil, criminal and summary cases and is responsible for administration of the District Justice Office.*

Pennsylvania's District Justices have extensive criminal and civil jurisdiction. They have complete criminal jurisdiction over summary offenses, which are punishable by not more than a \$300 fine and/or a jail sentence not exceeding 90 days. Moreover, they have recently been granted jurisdiction to accept guilty pleas for many misdemeanors of the third degree, provided the misdemeanor is not the result of a reduced charge and personal injury and property damages are less than \$100. They have the power to decide most civil claims where the amount does not exceed \$2,000, exclusive of interest and costs. In addition, they have jurisdiction for

landlord/tenant matters. District Justices also preside over preliminary arraignments, fix and accept bail, issue warrants and conduct preliminary hearings.

This year, for the first time, arrest warrant statistics were compiled. This was a result of a recommendation in the final report of the Constable Task Force appointed by this office (AOPC). It was hoped that by keeping the magistrates better informed of the arrest warrant activity in their offices, they could better control the distribution of warrants by constables and more efficiently and effectively make use of these and other process servers.

Filings For 1978 a total of 1,667,028 cases were filed in District Justice Courts. This is a 1 percent (80,084) increase over the previous year. Comparing total filings for 1978 to those for 1977, an increase of 5 percent is observed. When 1978 and 1975 figures are compared, a small decrease from the base year is noted. The following table presents yearly filings for the 1975-1978 period; also included is a comparison of the present year data to both the previous year data and the base year data of 1975.

DISTRICT JUSTICE CASES FILED 1975 - 1978

	1975	1976	1977	1978	Change	
					1977-78	1975-78
TRAFFIC CITATIONS	1,092,775	1,105,175	1,007,724	1,069,492	+61,768 (6%)	-23,283 (-2.1%)
NON-TRAFFIC CITATIONS	196,247	214,570	214,413	227,824	+13,411 (6%)	+31,577 (16%)
SUMMARY COMPLAINTS	132,566	121,708	111,883	115,818	+ 3,935 (4%)	-16,748 (-13%)
MISDEMEANOR/FELONY COMPLAINTS	112,196	102,041	93,869	90,338	- 3,531 (-4%)	-21,858 (-19%)
CIVIL COMPLAINTS	143,642	151,672	159,325	163,556	+ 4,231 (3%)	+19,914 (14%)
TOTALS*	1,667,426	1,695,166	1,586,944	1,667,028	+80,084 (5%)	- 398 (-.02%)

*Does not include Philadelphia Traffic and Philadelphia Municipal Court Statistics

*It must be remembered that Philadelphia County has no district justices. Instead, it has a Municipal Court (all law judges) and a Traffic

Court (all lay judges). Philadelphia Municipal Court statistics are reported in another part of this Report.

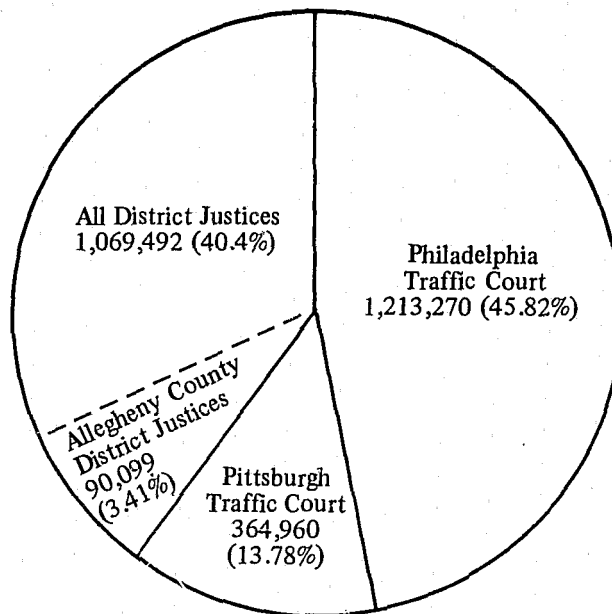
Of the total of 1,667,028 cases filed last year: traffic citations represent 64 percent (1,069,492), 14 percent (227,824) were non-traffic citations, summary complaints accounted for 7 percent (11,818), 5 percent (90,338) were made up of misdemeanor/felony cases, and civil complaints (163,556) contributed the final 10 percent. Categorically, the percentages of cases filed in 1978 were equivalent to the filings in 1977, with the exception of a percentage point increase and decrease in the non-traffic and summary complaints categories respectively.

The majority of cases filed in District Court offices were summary cases (which include traffic, non-traffic, and summary criminal complaints). There was an increase of 79,114 filed over the previous year. For the 1975-1978 period, two trends in the data are clear. First, misdemeanor and felony filings have been decreasing each year by an average of 7,286 cases. There is a difference of 21,858 cases filed between 1975 and 1978. The second trend that is apparent is that civil case filings have been increasing each year by an average of 6,638 cases. There were 19,914 more civil cases filed in 1978 than in 1975.

The total statewide caseloads for special courts have been compiled and are presented in the following table.

In 1978, 2,647,722 traffic citations were filed in Pennsylvania. This is a slight increase over the previous year. Of this figure, Philadelphia Traffic Court represents 45.82 percent, while all District Justice Courts

STATEWIDE TRAFFIC CASE FILINGS



Traffic Case Dispositions*

accounted for 40.4 percent. Statewide, 227,824 non-traffic citations and 115,818 summary complaints were filed. In addition, there were 12,196 cases filed in Pittsburgh City Magistrates Courts. Eighty-five percent of misdemeanor/felony complaints were filed in District Justice Courts. These courts were responsible for 99 percent of the civil cases filed. Pittsburgh City Magistrates Courts contributed 15 percent of the misdemeanor/felony cases and 1 percent of the total civil filings.

SUMMARY OF STATEWIDE FILINGS

1978

<u>Statewide Filings</u>	<u>District Justices</u>	<u>Philadelphia Traffic Court</u>	<u>Pittsburgh City Magistrates Courts</u>	<u>Totals</u>
TRAFFIC	1,069,492	1,213,270	364,960	2,647,722
NON-TRAFFIC	227,824	—)	12,196	227,824*
SUMMARY	115,818	—)		115,818*
MISDEMEANOR/FELONY	90,338	—	15,583	105,921
CIVIL	163,556	—	2,168	165,724

*These figures do not include Pittsburgh Magistrates Courts

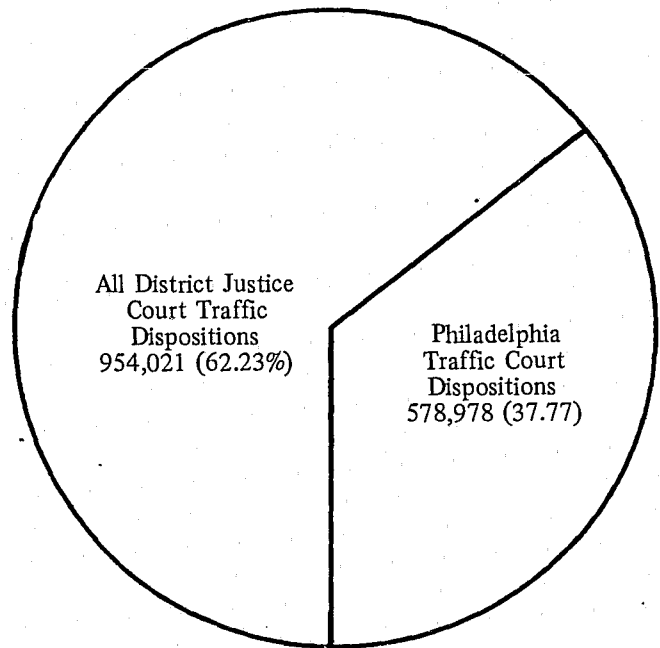
Case Disposed In 1978, 1,477,922 cases were disposed by District Justice Courts. Due to differences in reporting procedures of disposed cases among the special courts and the limited jurisdiction of certain courts, comparative data in all categories are not available. However, traffic citation data are available.

In 1978, 1,532,999 traffic citations were disposed. District Justice Courts account for 62.23 percent of these cases, while Philadelphia Traffic Court disposed of the remaining 37.77 percent. Thirteen percent of all cases disposed (188,528) were non-traffic citations, a 3 percent increase from 1977. In the area of summary complaints, 4,998 more summary complaint cases were disposed of in 1978 than 1977, or an increase of 6% of all cases disposed. Misdemeanor/felony dispositions decreased by 5 percent from 1977, and represent 5 percent (or 83,897) of total dispositions for 1978. For the fourth consecutive year, civil dispositions increased over the previous year. These dispositions have been increasing by an average of 6,382 cases annually. The increase in 1978 was slightly below the average at 4,212 cases. A total of 158,289 civil cases were processed. When filings and dispositions for 1978 are compared on a statewide basis, 189,106 more cases were filed than disposed. Traffic citations constituted 61.06 percent of the undisposed cases for 1978.

This was the second year that district justices were permitted to accept guilty pleas on certain misdemeanors of the third degree. A statewide total of 3,180 of these cases were disposed by district justices. This is 956 cases more than

were disposed of last year, which was 2,224. The average number of these cases disposed by district justices for 1978 was 5.65; while the average for 1977 was 3.95. Only five counties in the state disposed of more than 100 of these cases: they were Dauphin (539), Chester (340), Lehigh (243), Westmoreland (136), and Allegheny (116). These counties accounted for 43.21 percent of cases within this category.

TRAFFIC CASE DISPOSITIONS*



*Does not include Pittsburgh Traffic Court

DISTRICT JUSTICE CASES DISPOSED 1975 - 1978

	1975	1976	1977	1978	Change	
					1977-78	1975-78
TRAFFIC CITATIONS	993,429	1,098,190	929,515	954,021	+24,506 (2.6%)	-39,408 (-4%)
NON-TRAFFIC CITATIONS	164,616	205,475	183,013	188,528	+ 5,515 (3%)	+23,912 (15%)
SUMMARY COMPLAINTS	110,630	108,723	88,189	93,187	+ 4,998 (6%)	-17,443 (-16%)
MISDEMEANOR/FELONY COMPLAINTS	99,374	103,792	88,181	83,897	- 4,284 (-5%)	-15,477 (-16%)
CIVIL COMPLAINTS	132,761	142,612	154,077	158,289	+ 4,212 (3%)	+25,528 (19%)
TOTALS*	1,500,810	1,658,792	1,442,975	1,477,922	+34,947 (2.4%)	-22,888 (-1.5%)

*Does not include Philadelphia Traffic and Philadelphia Municipal Court Statistics

**DISTRICT JUSTICE COURTS
DISPOSITIONS BY CATEGORY AND NATURE OF ACTION
1978**

	<u>TRAFFIC CITATIONS</u>	<u>NON-TRAFFIC CITATIONS</u>	<u>SUMMARY COMPLAINTS</u>	<u>MISDEMEANOR/ FELONY COMPLAINTS</u>	<u>CIVIL COMPLAINTS</u>	<u>DISPOSITION TOTAL</u>	<u>PERCENT TO TOTAL</u>
Guilty Plea	781,324	129,550	48,273	—	—	962,327	65%
Not Guilty by Trial	39,227	13,064	6,040	—	—	58,331	4
Guilty by Trial	37,862	14,316	10,949	—	—	63,127	4
Withdrawal of Prosecution	31,448	14,921	11,451	13,263	—	71,083	5
Substantive Defect	7,194	1,400	274	—	—	8,868	0.6
Unable to Locate	34,122	9,329	7,572	—	—	51,023	3
Guilty Plea — Misdemeanor 3	—	—	—	3,180	—	3,180	0.2
Bound to Court at Preliminary Hearing	—	—	—	29,202	—	29,202	2
Dismissed at Preliminary Hearing	—	—	—	12,611	—	12,611	0.9
Waiver of Preliminary Hearing	—	—	—	16,032	—	16,032	1
Declared Fugitive	—	—	—	2,335	—	2,335	0.2
Dismissed Without Prejudice	—	—	—	—	4,731	4,731	0.3
Trial	—	—	—	—	37,014	37,014	3
Settled at or Before Trial	—	2,126	6,819	4,240	33,341	46,526	3
Judgement by Default	—	—	—	—	72,696	72,696	5
Closed — No Service	—	—	—	—	5,761	5,761	0.4
Withdrawal of Complaint	—	—	—	—	2,727	2,727	0.2
Other	<u>22,844</u>	<u>3,822</u>	<u>1,809</u>	<u>3,034</u>	<u>2,019</u>	<u>33,528</u>	<u>2</u>
TOTAL BY CATEGORY	954,021	188,528	93,187	83,897	158,289	1,481,102	100%
PERCENTAGE DISTRIBUTION BY CATEGORY	64.4%	12.7%	6.3%	5.7%	10.7%		100%
DISPOSITIONS/D.J.	1,715	339	167	150	284	2,663	

METHODOLOGY FOR REPORTING DISTRICT JUSTICE CASE VOLUME

Since April of 1974, the Administrative Office of Pennsylvania Courts has been collecting aggregate statistical data from each of the 563 district justice courts within the Commonwealth. Statistics were originally collected on the Report of Proceedings forms (200-74, 201-74, and 202-74 forms). These have been expanded and revised into the present Monthly Statistical report (Form 200/78).

The statistical reports are prepared in district justice offices, by the district justice or staff. The number of cases filed and disposed each day are recorded on a daily worksheet (AOPC Form 200A-70). At the end of each month the total number of cases filed and disposed, are calculated and submitted to the District Justice Statistical Unit in Philadelphia. As data arrive, each report is screened for accuracy and completeness. When a question or problem occurs, a statistical unit staff member contacts the district justice office involved by telephone and resolves the difficulty. All reports originating from this office are based solely on data submitted by district justices. The Administrative Office appreciates the fine cooperation it receives from all the district justices and their personnel by submitting reports in a timely manner and assisting in the resolution of problems.

When all reports are screened and processed, the information is entered into a data processing system. With the use of a computer, data is compiled and case volume is monitored on a county and statewide basis. Periodically, reports concerning the filings and disposition of cases in district justice courts are prepared and distributed to district court administrators and president judges.

The Monthly Statistical Reports are a major component of the Pennsylvania State Judicial Information System (PSJIS). These reports enable the Administrative Office to evaluate the operation of Pennsylvania's judicial systems and are an

important management tool. The reports are intended to provide valuable detailed information concerning caseloads and to identify administrative problems among district justices on a statewide basis. This information can be used to effectively allocate resources within the judiciary and to increase efficiency. In a similar manner, district court administrators, president judges, county commissioners, and district justices have found other significant uses for the statistical data collected.

It is important to note that the Monthly Statistical report is designed to reflect the case volume actually processed through the offices of the 563 district justices. This report is not intended to reflect total office workload and activity, only to provide a record of the filings and disposition of cases and warrants in district justice offices.

The report is designed to cover six categories of actions within the jurisdiction of District Justices; (1) Traffic Citations; (2) Non-Traffic Citations; (3) Summary Complaints; (4) Misdemeanor/Felony Complaints; (5) Civil Complaints; and (6) Arrest Warrants. Each category contains two sections, namely, number of actions filed and those disposed. A case is reported as filed when it is officially presented to the district justice on a citation or complaint.

An **adjustment** is used to correlate filings and manners of dispositions as follows: to remove, for statistical purposes, multiple citations or complaints which have been disposed at one trial; to remove (for statistical purposes only) cases over six months old; and to remove summary cases filed with a Misdemeanor/Felony offense. If the case is reactivated at a later time, it is added as a new filing and shown disposed on the proper line at time of disposition.

A case is reported as disposed at the conclusion of the case or when adjudication has occurred. The disposition listed under each category vary with each type of offense. Identical disposition categories are used when the magistrate has summary jurisdiction. Disposition of Traffic Citations, Non-Traffic Citations, and

Summary Complaints are as follows: guilty by trial; guilty plea; not guilty by trial; prosecution withdrawn; substantive defect; unable to locate; and other. The following types of dispositions appear in the Misdemeanor/Felony Complaint category: guilty plea (Misdemeanor third degree only), bound to court after preliminary hearing, waiver of preliminary hearing, settling, prosecution withdrawn, declared fugitive and other. The Civil Complaint disposition types follow: trial, settled at or before trial; judgement by default; dismissed without prejudice; complaint withdrawn; closed - no service; and other. Disposition for arrest warrants include: warrants returned-found; warrants returned-no service; and other.

All categories contain the disposition "other" which records dispositions not otherwise listed on the report. When this disposition is used, a written explanation regarding the case is requested.

The reporting procedure requires that a case be counted as filed during the month in which it is presented to the district justice. Cases which are filed with a district justice while on 24-hour assignment are counted as filed in office of the district justice who will ultimately hear the matter. Reporting practices require that dispositions be reported in the month in which prosecution of the charges cease, and not when fine and costs have been satisfied.

**DISTRICT JUSTICE COURTS
TEN MOST ACTIVE COUNTIES BY CATEGORY*
AND CASE VOLUME
1978**

TRAFFIC	COUNTY	FILINGS	COUNTY	DISPOSITIONS
1.	Montgomery	111,901	Montgomery	98,125
2.	Allegheny*	90,099	Allegheny*	75,949
3.	Delaware	76,871	Delaware	65,639
4.	Bucks	60,871	Bucks	55,194
5.	Chester	47,651	Chester	43,875
6.	Lancaster	41,954	Lancaster	37,473
7.	Westmoreland	37,072	Westmoreland	34,824
8.	Dauphin	33,263	Dauphin	31,707
9.	York	32,697	York	31,703
10.	Erie	32,025	Erie	25,793
NON-TRAFFIC	COUNTY	FILINGS	COUNTY	DISPOSITIONS
1.	Allegheny*	27,752	Allegheny*	22,263
2.	Montgomery	18,213	Montgomery	16,733
3.	Delaware	15,292	Delaware	13,202
4.	Bucks	15,102	Bucks	11,572
5.	Northampton	13,367	Northampton	8,950
6.	Chester	9,111	Chester	8,106
7.	Lancaster	8,556	Dauphin	7,433
8.	Dauphin	8,001	Lancaster	7,154
9.	Centre	6,707	Centre	5,506
10.	York	6,536	York	5,476
SUMMARY	COUNTY	FILINGS	COUNTY	DISPOSITIONS
1.	Allegheny*	14,908	Allegheny*	13,448
2.	Dauphin	14,827	Dauphin	8,590
3.	Delaware	5,504	Centre	4,654
4.	Westmoreland	5,036	Westmoreland	4,291
5.	Centre	4,905	Delaware	4,271
6.	York	3,734	Montgomery	3,036
7.	Montgomery	3,618	Bucks	3,027
8.	Chester	3,490	York	3,015
9.	Bucks	3,472	Chester	2,816
10.	Blair	3,265	Erie	2,559
MISDEMEANOR/ FELONY	COUNTY	FILINGS	COUNTY	DISPOSITIONS
1.	Allegheny*	10,136	Allegheny*	9,642
2.	Delaware	6,949	Delaware	7,287
3.	Bucks	6,768	Bucks	5,451
4.	Montgomery	5,908	Montgomery	5,343
5.	Westmoreland	4,228	Westmoreland	3,685
6.	Dauphin	4,029	Dauphin	3,585
7.	Lehigh	3,091	Chester	3,261
8.	Chester	3,031	Erie	2,706
9.	Erie	2,855	Lancaster	2,494
10.	Luzerne	2,290	Lehigh	2,466
CIVIL	COUNTY	FILINGS	COUNTY	DISPOSITIONS
1.	Allegheny*	18,069	Allegheny*	18,501
2.	Bucks	15,080	Bucks	14,028
3.	Montgomery	13,491	Montgomery	13,440
4.	Delaware	10,642	Delaware	9,973
5.	Chester	6,305	Chester	6,899
6.	Dauphin	5,075	Lehigh	5,705
7.	Lancaster	5,031	Erie	5,305
8.	Erie	4,818	Lancaster	5,270
9.	Lehigh	4,787	Dauphin	5,073
10.	Westmoreland	4,046	York	4,473

*Does not include case volume statistics for Pittsburgh City Magistrates or Philadelphia Traffic Court.

TRAFFIC CITATIONS BY COUNTY*

County	Citations Filed	Adjustments	Citations Disposed	Guilty By Trial	Guilty Plea	Not Guilty By Trial	Withdrawal of Prosecution	Substantive Defect	Unable To Locate	Other
Adams	5607	-72	5089	235	4543	40	236	3	32	0
Allegheny	90099	-31	75949	4793	51676	7629	3819	1095	5796	1141
Armstrong	3225	3	3179	135	2741	159	96	11	5	32
Beaver	18600	-16	15255	513	12348	788	104	106	383	13
Bedford	13818	-14	11792	214	11318	107	112	0	33	8
Berks	16540	-1	15259	564	13402	316	694	46	191	46
Blair	9256	0	10176	316	9221	202	143	34	105	155
Bradford	5618	-68	5208	186	4707	105	107	11	52	40
Bucks	60871	-4066	55194	3059	41012	3102	1898	77	4696	1350
Butler	11926	-1	11510	507	10141	292	520	26	16	8
Cambria	11976	-77	10999	268	9345	316	195	70	94	711
Cameron	821	0	809	27	700	26	40	11	0	5
Carbon	9184	0	8851	229	8339	93	176	3	1	10
Centre	19796	-4	16340	473	14288	370	1062	1	95	51
Chester	47651	-144	43875	1688	32373	1273	863	94	1099	6485
Clarion	6488	1	6055	124	5801	58	64	3	1	4
Clearfield	9904	0	8858	224	8401	85	142	4	0	2
Clinton	8322	0	6287	199	5812	92	117	23	43	1
Columbia	8013	-179	7165	253	6594	135	153	10	14	6
Crawford	14173	461	13190	491	12054	111	497	10	26	1
Cumberland	21828	-48	20909	797	18650	126	397	218	464	257
Dauphin	33263	-42	31707	692	25138	480	427	1541	846	2583
Delaware	76871	-121	56639	2922	42136	6452	2032	1465	7663	2969
Elk	3846	-6	3806	146	3442	112	79	14	11	2
Erie	32025	-161	25793	761	23517	871	538	10	89	7
Fayette	7374	-22	5961	212	5232	297	99	40	35	46
Forest	1222	-2	1160	27	1115	6	9	2	1	0
Franklin	11099	-153	10264	273	9467	70	202	10	213	29
Fulton	5285	-185	4749	87	4610	17	12	0	10	13
Greene	5275	0	4348	130	4112	52	21	1	20	2
Huntingdon	4474	0	4043	99	3759	52	89	33	10	1
Indiana	5572	-5	5241	221	4818	112	48	16	15	11
Jefferson	7806	-343	7134	162	6781	56	77	25	24	9
Juniata	2116	0	1924	48	1848	20	7	0	0	1
Lackawanna	21579	-19	15708	989	12047	440	604	230	379	1019
Lancaster	41954	-190	37473	986	31574	462	851	174	1265	2161
Lawrence	7110	-4	6619	195	5920	176	245	14	29	40
Lebanon	12672	-5	11765	254	10871	90	261	139	92	58
Lehigh	20638	-129	17465	630	15625	419	481	29	245	36
Luzerne	25270	10	23247	833	19680	988	1488	25	185	48
Lycoming	15477	-219	14520	699	12487	388	552	0	383	11
McKean	3785	-3	3516	105	3269	40	63	23	6	10
Mercer	15024	-7	13350	591	11801	238	656	3	42	19
Mifflin	2769	-2	2763	55	2391	38	34	17	228	0
Monroe	11682	-39	10569	257	10003	71	177	4	7	50
Montgomery	111901	-1408	98125	5161	71778	7300	4262	722	7730	1172
Montour	3393	0	2923	42	2821	21	27	1	11	0
Northampton	16185	-11	15389	514	13605	607	340	106	128	89
Northumberland	6978	-49	6719	205	6152	155	164	2	34	7
Perry	2630	-3	2542	115	2316	14	76	5	15	1
Pike	2351	0	2081	35	1978	17	25	4	21	1
Potter	1389	0	1425	100	1279	10	25	1	0	10
Schuylkill	9801	-57	8990	289	7979	254	254	64	66	84
Snyder	2784	-16	2548	77	2363	48	49	11	0	0
Somerset	12969	828	10170	264	9167	298	177	18	31	215
Sullivan	1012	-1	1004	21	959	12	6	1	5	0
Susquehanna	5873	0	5307	62	5124	27	23	54	17	0
Tioga	5061	-168	4999	372	4244	80	169	30	63	41
Union	6018	-1	5646	82	5528	9	21	0	5	1
Venango	9464	-110	9061	382	7646	117	769	16	1	130
Warren	4117	-9	4186	132	3937	44	52	8	11	2
Washington	25471	-197	21481	963	17534	968	1300	264	380	72
Wayne	2201	0	1915	34	1806	30	17	2	21	5
Westmoreland	37072	-103	34824	1410	29896	1288	1400	75	528	227
Wyoming	2221	0	2270	84	2043	60	32	6	14	31
York	32697	-45	31703	849	28050	496	773	133	97	1305
State Totals	1069492	-7253	954021	37862	781324	39227	31448	7194	34122	22844

*Philadelphia Traffic Court and Pittsburgh Police Magistrates' Statistics not included.

NON-TRAFFIC CITATIONS BY COUNTY*

County	Citations Filed	Adjustments	Citations Disposed	Guilty By Trial	Guilty Plea	Not Guilty By Trial	Settled at or Before Trial	Withdrawal of Prosecution	Substantive Defect	Unable To Locate	Other
Adams	1281	-37	1331	89	1004	31	12	165	2	28	0
Allegheny	27752	-191	22263	2733	12235	3894	536	865	362	1452	186
Armstrong	1692	91	1468	90	1137	136	10	74	4	9	8
Beaver	5016	-12	3708	212	2443	290	13	504	34	209	3
Bedford	631	-1	616	30	506	11	3	66	0	0	0
Berks	4319	1	3573	403	2659	136	28	209	10	114	14
Blair	2917	0	2355	126	1876	69	19	64	9	177	15
Bradford	1247	0	958	85	627	27	6	169	5	4	35
Bucks	15102	-807	11572	919	7652	776	19	506	72	1287	341
Butler	4159	-6	3685	182	2956	76	12	356	8	84	11
Cambria	2696	-10	2362	84	1849	100	4	148	7	58	112
Cameron	295	0	257	14	191	23	0	24	3	0	2
Carbon	1260	0	1001	82	728	51	5	127	6	0	2
Centre	6707	-1	5506	129	3008	140	17	1948	2	257	5
Chester	9111	-156	8106	511	5153	543	43	509	17	343	987
Clarion	938	0	1049	33	612	15	102	278	1	4	4
Clearfield	1466	0	1386	46	1111	16	2	209	2	0	0
Clinton	869	0	760	63	599	35	1	56	1	4	1
Columbia	1593	0	977	62	818	34	3	53	2	1	4
Crawford	1605	23	1612	59	1341	41	23	129	2	12	5
Cumberland	3566	-4	3128	135	2520	55	5	299	67	43	4
Dauphin	8001	-13	7433	459	4988	321	41	1316	45	152	111
Delaware	15292	-53	13202	1564	7045	1798	293	821	288	889	504
Elk	553	-5	524	32	411	50	3	19	2	4	3
Erie	6144	-25	5323	526	3730	406	49	328	8	263	13
Fayette	2269	-5	1571	122	1200	108	5	64	11	23	38
Forest	161	-1	169	9	140	3	2	8	0	7	0
Franklin	2817	-10	2083	59	1769	35	5	150	2	25	38
Fulton	262	-8	279	17	237	3	0	12	0	0	10
Greene	343	0	295	41	237	7	1	4	0	5	0
Huntingdon	1141	0	1133	34	836	20	1	182	9	51	0
Indiana	1820	582	1236	173	779	61	17	178	10	13	5
Jefferson	884	-151	714	47	623	16	10	16	2	0	0
Juniata	138	0	127	6	112	6	0	2	0	0	1
Lackawanna	1820	2	1641	341	965	92	43	140	13	13	34
Lancaster	8556	-16	7154	344	5388	144	31	279	31	473	464
Lawrence	1738	0	1504	67	1035	95	155	84	9	25	34
Lebanon	3353	-10	2505	122	1917	72	13	180	21	157	23
Lehigh	4790	-53	3088	248	2245	125	60	315	8	56	31
Luzerne	4588	28	3788	246	2790	276	29	271	11	150	15
Lycoming	2597	-81	1732	117	1242	101	56	200	0	3	13
McKean	742	0	645	32	550	17	2	21	6	13	4
Mercer	2248	-6	1985	85	1679	40	0	166	3	4	8
Mifflin	946	-18	790	14	653	24	0	72	4	23	0
Monroe	1785	0	1587	159	1097	43	41	168	14	47	18
Montgomery	18213	144	16733	1547	11657	1135	67	749	90	1371	117
Montour	193	0	166	12	138	2	4	7	1	2	0
Northampton	13367	-1	8950	284	7079	300	52	546	46	489	154
Northumberland	2269	-50	1976	45	1616	68	4	205	1	24	13
Perry	453	0	401	20	339	10	0	22	1	7	2
Pike	212	0	274	23	148	2	2	96	0	2	1
Potter	362	0	397	28	263	3	2	98	0	0	3
Schuylkill	1930	-17	1709	92	1343	81	10	107	32	30	14
Snyder	237	-14	302	17	136	23	61	54	11	0	0
Somerset	1181	12	966	58	734	71	1	31	16	7	48
Sullivan	159	-1	153	20	108	7	2	15	0	1	0
Susquehanna	275	0	258	20	201	9	21	3	3	1	0
Tioga	616	-80	590	53	420	22	1	42	0	7	45
Union	297	-2	314	14	231	9	9	31	5	15	0
Venango	1565	-59	1369	74	999	48	8	154	4	2	80
Warren	790	-14	659	53	534	23	2	32	1	4	10
Washington	4462	-31	3293	360	2152	234	53	240	38	149	67
Wayne	785	0	528	8	372	27	12	49	0	50	10
Westmoreland	6289	-40	5404	311	3309	443	69	502	27	631	112
Wyoming	423	0	429	21	369	10	0	8	0	13	8
York	6536	-27	5476	305	4709	175	26	176	11	42	32
State Totals	227824	-1133	188528	14316	129550	13064	2126	14921	1400	9329	3822

*Philadelphia Traffic Court and Pittsburgh Police Magistrates' statistics not included.

SUMMARY COMPLAINTS BY COUNTY*

County	Complaints Filed	Adjustments	Complaints Disposed	Guilty By Trial	Guilty Plea	Not Guilty By Trial	Settled at or Before Trial	Withdrawal of Prosecution	Substantive Defect	Unable To Locate	Other
Adams	592	-1	538	33	337	33	18	82	4	27	4
Allegheny	14908	15	13448	3510	3640	1730	1820	1431	71	1163	83
Armstrong	552	0	465	51	309	38	29	33	0	2	3
Beaver	2636	-8	2032	141	908	277	128	359	6	210	3
Bedford	631	0	684	17	473	33	8	151	0	1	1
Berks	1849	-9	1783	261	1046	69	128	220	3	45	11
Blair	3265	0	2488	176	1832	63	50	130	7	195	35
Bradford	520	0	392	49	259	14	18	42	1	5	4
Bucks	3472	-335	3027	175	817	287	260	762	1	662	63
Butler	1546	9	1695	141	1196	22	63	174	4	71	24
Cambria	1707	-19	1480	73	1165	69	15	82	5	24	47
Cameron	49	0	58	22	21	4	5	6	0	0	0
Carbon	317	-4	257	46	69	38	38	62	0	4	0
Centre	4905	0	4654	101	2546	105	26	874	3	991	8
Chester	3490	-37	2816	216	1503	172	17	429	11	277	111
Clarion	740	-23	663	17	508	12	62	43	2	3	16
Clearfield	1177	0	901	56	670	42	25	108	0	0	0
Clinton	461	0	423	25	307	17	17	37	0	17	3
Columbia	658	0	390	19	285	22	11	40	0	13	0
Crawford	1316	41	1420	48	831	20	59	133	5	131	193
Cumberland	1219	1	1174	80	844	21	32	118	6	69	4
Dauphin	14827	0	8590	346	6082	148	408	562	10	802	232
Delaware	5504	-52	4271	1279	996	608	332	809	8	160	79
Elk	232	-7	228	12	186	10	2	8	0	8	2
Erie	2776	-7	2559	244	1383	249	205	174	33	250	21
Fayette	1385	-5	1005	131	654	69	23	94	4	18	12
Forest	31	0	24	2	10	0	3	7	0	1	1
Franklin	838	-4	769	43	524	18	22	101	2	25	34
Fulton	97	0	88	18	56	0	4	7	0	0	3
Greene	446	0	293	18	224	11	9	17	0	14	0
Huntingdon	225	0	206	10	132	3	21	16	0	11	13
Indiana	1431	1	1086	103	687	74	63	75	12	57	15
Jefferson	798	-82	643	88	428	30	40	47	3	0	7
Juniata	200	0	133	4	118	3	4	3	0	0	1
Lackawanna	2952	24	1936	355	686	139	354	243	9	96	54
Lancaster	2933	-2	2388	105	1526	54	59	231	8	369	36
Lawrence	653	-2	603	31	268	34	133	94	2	33	8
Lebanon	331	0	232	8	179	2	1	37	1	2	2
Lehigh	3131	-13	2359	170	1313	127	145	338	3	242	21
Luzerne	2625	-9	2169	441	816	160	387	297	0	63	5
Lycoming	1277	-89	916	68	497	61	17	229	0	33	11
McKean	657	0	565	40	428	18	5	48	1	25	0
Mercer	2416	-4	1643	46	1085	36	68	317	0	71	20
Mifflin	329	-2	280	1	207	5	6	29	1	30	1
Monroe	775	0	583	53	321	14	62	102	1	8	22
Montgomery	3618	-48	3036	385	901	205	431	479	6	456	173
Montour	77	0	56	2	45	0	4	3	1	1	0
Northampton	2330	-6	1768	277	975	104	130	177	4	82	19
Northumberland	263	-3	213	15	162	6	13	17	0	0	0
Perry	448	-1	377	13	229	7	54	49	0	25	0
Pike	97	0	85	17	51	1	8	6	0	1	1
Potter	152	1	129	10	100	2	4	11	0	2	0
Schuylkill	871	-1	849	160	359	69	111	106	2	32	10
Snyder	562	-43	553	22	372	9	77	70	1	0	2
Somerset	916	-15	626	38	473	16	36	34	3	6	20
Sullivan	43	-1	43	7	21	2	3	5	0	4	1
Susquehanna	131	0	121	15	64	4	16	11	0	11	0
Tioga	775	-115	520	22	391	5	6	57	1	9	9
Union	452	-2	485	23	256	4	126	28	0	48	0
Venango	298	17	240	10	128	7	6	44	2	2	41
Warren	245	-1	176	10	136	2	12	11	0	2	3
Washington	2246	-65	1668	370	603	149	107	268	8	142	21
Wayne	134	0	104	11	59	9	9	13	0	0	3
Westmoreland	5036	-27	4291	486	2148	339	246	505	11	355	201
Wyoming	511	0	475	21	274	20	35	42	4	59	20
York	3734	-12	3015	162	2154	129	73	314	4	107	72
State Totals	115818	-979	93187	10949	48273	6040	6819	11451	274	7572	1809

*Philadelphia Traffic Court and Pittsburgh Police Magistrates' statistics not included.

MISDEMEANOR AND FELONY COMPLAINTS BY COUNTY*

County	Complaints Filed	Adjustments	Complaints Disposed	Guilty Plea Misdeameanor 3	Bound Preliminary Hearing	Dismissal Preliminary Hearing	Waiver of Preliminary Hearing	Settled at Hearing	Withdrawal of Prosecution	Declared Fugitive	Other
Adams	548	-3	541	35	161	39	167	26	101	3	9
Allegheny	10136	-42	9642	116	3644	3086	727	454	1234	142	239
Armstrong	432	0	402	1	105	72	103	27	89	0	5
Beaver	1523	-35	1475	63	359	273	279	40	411	23	27
Bedford	375	-1	377	6	80	36	155	43	55	2	0
Berks	1982	-1	1810	22	805	274	260	53	275	109	12
Blair	1337	0	1245	63	366	119	436	45	203	8	5
Bradford	660	0	572	3	166	18	290	16	55	21	3
Bucks	6768	-192	5451	6	1552	741	1465	107	977	395	208
Butler	1157	-24	987	57	158	58	397	211	90	7	9
Cambria	1577	-24	1498	22	325	159	424	95	261	44	168
Cameron	113	0	122	13	65	8	18	5	10	0	3
Carbon	306	-1	271	29	119	32	60	2	27	0	2
Centre	924	0	822	12	333	46	219	49	150	12	1
Chester	3031	-122	3261	340	1218	288	463	58	620	43	231
Clarion	524	-4	522	60	108	32	212	37	64	0	9
Clearfield	860	0	826	79	180	151	234	16	157	4	5
Clinton	498	-1	468	76	170	54	78	16	68	2	4
Columbia	641	-9	634	69	110	86	88	28	173	10	70
Crawford	781	1	848	37	219	53	249	35	134	2	119
Cumberland	1457	-53	1416	27	542	108	409	46	193	90	1
Dauphin	4029	-2	3585	539	1354	400	476	372	255	137	52
Delaware	6949	-103	7287	66	2238	1417	204	567	1814	350	631
Elk	259	-9	240	0	94	25	88	0	23	2	8
Erie	2855	-44	2706	69	848	570	556	139	355	85	84
Fayette	1222	-9	1013	4	358	159	326	21	87	35	23
Forest	70	8	55	8	9	9	11	0	14	0	4
Franklin	758	-12	686	0	239	34	254	49	85	15	10
Fulton	80	0	76	3	27	0	23	1	15	0	7
Greene	463	0	385	5	120	21	192	6	34	2	5
Huntingdon	309	-2	315	19	86	30	95	16	65	4	0
Indiana	763	-2	702	1	263	104	201	58	71	0	4
Jefferson	346	1	367	32	68	26	137	3	93	1	7
Juniata	82	0	105	1	78	5	4	2	9	0	6
Lackawanna	1694	-4	1470	51	427	247	277	117	274	30	47
Lancaster	2498	0	2494	62	1263	153	562	19	290	117	28
Lawrence	866	-6	891	58	316	202	29	33	153	33	67
Lebanon	835	-4	799	0	456	40	178	19	58	36	12
Lehigh	3091	-69	2466	243	1118	311	403	76	268	11	36
Luzerne	2290	-22	1944	82	516	262	653	134	268	27	2
Lycoming	1217	-15	1041	55	315	90	359	22	142	8	50
McKean	437	2	435	28	161	45	82	16	96	5	2
Mercer	1003	-86	867	82	327	89	50	48	240	24	7
Mifflin	296	-1	322	1	97	13	109	8	78	2	14
Monroe	663	0	613	29	244	71	48	36	157	13	15
Montgomery	5908	-23	5343	67	2261	572	1252	254	717	62	158
Montour	77	0	78	10	16	4	14	2	31	1	0
Northampton	1681	-15	1581	73	738	125	250	75	231	65	24
Northumberland	549	-3	526	10	239	65	100	32	59	9	12
Perry	273	0	266	1	90	12	80	39	36	5	3
Pike	69	0	60	4	24	6	4	2	12	0	8
Potter	161	-1	150	0	43	10	49	13	30	2	3
Schuylkill	918	-1	904	18	377	72	323	26	84	35	5
Snyder	141	0	205	0	48	23	85	17	30	0	2
Somerset	861	-1	760	10	255	119	102	49	143	24	58
Sullivan	73	-3	57	1	20	4	11	4	14	0	3
Susquehanna	213	0	205	5	56	26	50	27	28	9	4
Tioga	572	-35	606	31	148	42	217	36	83	21	28
Union	123	-2	101	4	68	4	13	0	11	1	0
Venango	496	-9	469	50	114	56	39	26	123	0	61
Warren	406	10	370	48	141	12	80	6	36	1	46
Washington	2118	-94	1844	39	732	329	398	64	214	49	19
Wayne	266	0	202	0	53	29	79	4	32	0	5
Westmoreland	4228	-142	3685	136	956	813	322	333	792	133	200
Wyoming	271	0	240	20	89	35	29	23	34	4	6
York	2229	-89	2155	79	927	197	485	37	232	60	138
State Totals	90338	-1298	83897	3180	29202	12611	16032	4240	13263	2335	3034

*Philadelphia Traffic Court and Pittsburgh Police Magistrates' statistics not included.

CIVIL COMPLAINTS BY COUNTY*

County	Complaints Filed	Adjustments	Complaints Disposed	Trial	Settled or Before Trial	Judgement by Default	Dismissed without Prejudice	Withdrawal of Complaint	Closed-No Service	Other
Adams	1091	0	978	79	336	499	16	16	30	2
Allegheny	18501	-43	18069	5247	2688	8713	437	252	572	160
Armstrong	796	0	659	115	147	367	21	8	1	0
Beaver	2395	-2	2513	728	394	1122	128	66	71	4
Bedford	902	0	944	59	453	344	45	24	18	1
Berks	3207	-3	2934	651	541	1550	87	60	40	5
Blair	1844	0	1595	241	272	1015	44	6	17	0
Bradford	1003	0	871	146	180	487	22	20	16	0
Bucks	14028	15	15080	3440	2157	6968	414	109	1477	515
Butler	3284	-3	3475	499	1294	1141	223	98	207	13
Cambria	1965	-3	1884	440	382	906	71	13	25	47
Cameron	151	0	154	48	49	49	3	5	0	0
Carbon	936	0	887	154	210	399	42	7	33	42
Centre	2271	0	2198	244	734	710	110	141	256	3
Chester	6899	-3	6305	1762	996	2656	155	233	480	23
Clarion	661	0	664	83	190	310	40	6	34	1
Clearfield	1358	0	1411	175	370	813	23	25	5	0
Clinton	906	0	997	307	239	404	11	21	14	1
Columbia	1104	0	942	210	205	492	6	10	19	0
Crawford	3161	69	3386	371	502	2138	52	22	144	157
Cumberland	2087	-62	1845	446	354	910	77	18	28	12
Dauphin	5073	1	5075	1063	796	2818	193	65	119	21
Delaware	9973	2	10642	4906	1976	3119	194	135	256	56
Elk	431	0	434	55	131	217	0	10	21	0
Erie	5305	-18	4818	1048	1142	2074	161	64	166	163
Fayette	1022	-1	748	128	140	454	18	1	7	0
Forest	141	0	127	12	66	37	2	7	3	0
Franklin	1029	0	864	123	218	491	19	6	6	1
Fulton	106	0	103	14	34	51	2	1	1	0
Greene	381	0	358	67	97	158	19	4	13	0
Huntingdon	515	0	441	57	99	263	10	7	5	0
Indiana	1223	0	1014	248	221	510	13	6	15	1
Jefferson	820	0	751	124	129	480	13	3	2	0
Juniata	246	3	288	24	76	183	2	2	1	0
Lackawana	3584	0	3116	759	677	1354	114	92	107	13
Lancaster	5270	7	5031	899	1085	2545	198	137	167	0
Lawrence	1083	-3	1043	232	208	527	39	10	10	17
Lebanon	1516	4	1535	324	396	662	17	58	68	10
Lehigh	5705	-11	4787	952	982	2568	132	64	84	5
Luzerne	3763	10	3293	815	782	1421	77	145	48	5
Lycoming	2060	3	2301	376	337	960	27	49	39	513
McKean	1456	0	1370	177	305	806	67	4	11	0
Mercer	2499	-2	2256	432	703	883	82	94	60	2
Mifflin	751	0	709	59	233	388	15	7	7	0
Montoe	1978	4	1902	399	639	732	35	36	43	18
Montgomery	13440	-10	13491	3488	3072	5973	299	171	391	97
Montour	153	0	138	31	44	57	2	2	2	0
Northampton	3021	0	2735	838	630	1128	71	45	18	5
Northumberland	999	0	1009	326	168	450	57	3	5	0
Perry	510	0	610	100	122	370	11	7	0	0
Pike	1409	0	1718	62	338	1095	179	26	4	14
Potter	201	1	183	23	57	97	4	0	2	0
Schuylkill	1162	-1	1123	317	230	506	46	15	9	0
Snyder	808	0	636	40	266	317	3	10	0	0
Somerset	1411	-16	1359	178	321	787	35	15	23	0
Sullivan	80	0	49	13	15	19	0	1	1	0
Susquehanna	619	0	621	78	155	300	33	11	21	23
Tioga	1463	-1	1288	90	749	389	7	36	15	2
Union	474	0	459	130	167	17	48	20	76	1
Venango	953	0	854	107	202	468	69	3	5	0
Warren	725	0	688	79	217	343	11	7	31	0
Washington	2021	-1	1941	496	332	983	70	19	39	2
Wayne	784	0	666	135	238	258	14	8	13	0
Westmoreland	3875	-6	4046	1236	678	1555	150	87	282	58
Wyoming	495	0	455	83	105	226	19	1	20	1
York	4473	-4	3423	426	1070	1664	127	73	58	5
State Totals	163556	-74	158289	37014	33341	72696	4731	2727	5761	2019

*Philadelphia Traffic Court and Pittsburgh Police Magistrates' statistics not included.

**CASE VOLUME BY
MAGISTERIAL DISTRICT, 1978**

TRAFFIC CITATIONS, CRIMINAL AND CIVIL COMPLAINTS

	ADAMS					ALLEGHENY					
	3-01	3-02	3-03	3-04	3-06	2-01	2-02	2-03	2-04	2-05	2-06
1977 POPULATION	13506	15320	10136	7652	7652	28887	41204	39188	30461	29790	62886
Traffic Citations Filed	1955	649	1488	1001	573	3824	3222	1671	1320	1424	3897
Dispositions By:											
Guilty-Trial	33	22	124	44	19	120	127	64	31	105	113
Guilty Plea	1581	532	1149	844	504	2049	1324	849	1045	781	2180
Not Guilty	7	7	13	10	5	74	420	566	54	311	406
Withdrawal	139	10	39	43	6	497	52	31	25	50	43
Substantive Defect	0	3	0	0	0	77	4	6	4	22	0
Unable to Locate	22	0	6	0	4	485	136	334	80	16	7
Other	0	0	0	0	0	628	0	2	0	0	0
Total Dispositions	1782	574	1331	941	538	3930	2063	1852	1239	1285	2749
Adjustments	-5	-67	0	0	0	0	0	-1	0	0	0
Non-Traffic Citations Filed	376	333	312	220	60	608	705	512	433	753	749
Dispositions By:											
Guilty-Trial	26	21	20	18	5	70	62	48	3	37	24
Guilty Plea	318	279	189	192	43	269	305	233	326	462	375
Not Guilty	15	5	5	7	0	31	43	128	13	92	80
Settled	7	1	4	0	0	112	0	1	0	0	3
Withdrawal	135	5	16	8	1	148	4	41	3	47	13
Substantive Defect	0	2	0	0	0	16	0	0	2	7	1
Unable to Locate	27	0	0	1	0	25	19	45	34	30	9
Other	0	0	0	0	0	64	0	0	0	0	6
Total Dispositions	528	313	234	226	49	735	433	496	381	675	511
Adjustments	-1	-31	0	0	-5	0	0	0	0	0	-2
Summary Complaints Filed	211	134	145	45	62	210	419	140	0	253	386
Dispositions By:											
Guilty-Trial	7	4	11	8	3	37	55	36	0	91	33
Guilty Plea	107	112	55	31	37	59	166	35	0	150	76
Not Guilty	5	13	12	2	1	25	18	30	0	13	104
Settled	2	0	2	0	14	20	12	1	0	8	7
Withdrawal	30	7	25	11	9	40	17	14	0	9	18
Substantive Defect	1	3	0	0	0	0	3	0	0	0	0
Unable to Locate	23	0	1	3	0	9	49	12	0	4	30
Other	0	3	0	0	1	5	0	0	0	0	0
Total Dispositions	175	142	106	55	65	195	320	128	0	275	268
Adjustments	-1	0	0	0	0	0	0	0	0	0	0
Misdemeanor/Felony Complaints Filed	187	55	121	95	94	204	286	178	0	184	370
Dispositions By:											
Guilty Plea Misdemeanor 3	6	9	9	5	9	3	1	1	0	17	0
Bound Over	45	16	37	30	36	67	130	56	0	56	141
Dismissed	6	9	11	5	8	25	145	58	0	32	143
Waiver	63	12	38	34	20	18	37	9	0	12	58
Settled	9	4	2	6	5	11	3	2	0	8	2
Withdrawal	16	16	25	26	20	16	25	50	0	4	37
Fugitive	0	1	0	0	2	10	3	5	0	2	0
Other	0	3	0	1	5	0	0	0	0	0	2
Total Dispositions	145	70	122	107	105	150	344	181	0	134	383
Adjustments	-2	0	0	-1	0	0	0	0	0	0	0
Civil Complaints Filed	292	126	271	229	195	333	339	211	0	249	528
Dispositions By:											
Trial	10	29	12	19	10	136	90	58	0	101	135
Settled	87	20	78	73	83	45	33	55	0	30	63
Default	178	76	105	102	46	148	206	92	0	98	246
Dismissed Without Prejudice	2	1	9	0	4	4	21	0	0	5	14
Withdrawal	0	1	11	0	4	22	5	1	0	2	2
No Service	20	0	5	2	3	10	31	4	0	3	47
Other	0	1	0	0	1	3	0	0	0	0	0
Total Dispositions	297	128	220	196	151	368	386	210	0	239	507
Adjustments	0	0	0	0	0	0	0	0	0	0	0

Note: Footnotes at the end of Tables.

NON-TRAFFIC CITATIONS BY MAGISTERIAL DISTRICTS

2-07	2-08	2-09	2-10	2-11	2-13	2-14	2-15	2-16	2-17	2-18	2-19	2-20	^a 2-21	2-22	2-23	2-24
33752	29471	39652	26780	32541	37977	44093	26772	27108	31048	40461	52452	34791	24994	28297	25224	22020
4162	2245	1752	2811	2971	626	3443	1247	2214	1920	1814	4077	1782	3998	2530	2532	1139
301	247	46	28	13	19	196	45	94	81	91	402	270	239	215	111	61
2217	1193	774	1403	898	329	1520	305	1346	1200	959	2256	1291	1862	1615	1290	627
182	94	203	96	204	64	118	198	423	518	191	544	128	678	236	180	147
0	144	101	13	246	14	981	46	127	71	16	0	50	84	117	166	141
183	0	25	0	131	1	55	25	0	24	31	8	33	82	32	124	28
477	2	34	548	106	17	61	0	25	0	0	357	0	398	172	184	465
0	0	2	0	34	0	0	0	0	0	0	0	0	0	127	7	125
3360	1680	1185	2088	1632	444	2931	619	2015	1892	1288	3627	1772	3343	2514	2062	1594
0	0	-1	0	0	0	0	0	0	0	0	0	0	0	2	0	58
520	515	503	393	543	1257	686	462	92	1384	407	7247	1043	1021	307	626	677
35	49	17	16	9	64	121	179	5	43	70	823	227	108	10	41	59
280	236	188	233	154	460	225	77	41	738	158	1732	723	420	208	255	508
33	80	102	32	74	105	34	111	12	426	171	1227	87	180	15	39	141
0	2	21	0	7	1	122	1	0	3	0	114	7	9	0	0	9
2	15	18	3	25	19	82	10	46	73	2	0	50	32	9	9	50
79	0	10	0	3	0	29	11	0	3	12	47	15	35	4	7	35
75	0	63	37	3	6	13	0	0	0	0	288	0	56	39	40	275
0	0	0	0	1	0	0	0	0	0	11	0	0	0	29	3	0
504	382	419	321	276	655	626	389	104	1286	424	4231	1109	840	314	394	1077
0	52	-1	0	-2	0	0	0	0	0	0	0	0	0	0	0	64
476	72	197	239	386	402	627	202	1092	323	155	1154	494	466	291	483	162
31	20	29	104	49	193	109	91	67	92	40	201	202	119	36	39	25
289	10	12	6	159	30	72	2	441	40	9	491	652	73	118	241	45
32	12	30	26	22	100	99	13	87	23	22	116	73	50	13	26	10
0	7	42	20	1	29	59	12	45	63	14	68	2	24	10	41	54
1	9	16	48	46	31	132	56	55	28	28	5	19	64	24	29	12
1	0	0	0	1	0	10	0	0	1	4	4	0	10	0	1	0
102	1	8	16	46	18	33	3	3	5	2	105	22	134	131	81	4
0	0	0	0	1	0	0	0	0	10	0	0	0	0	0	1	0
456	59	137	220	325	401	514	177	698	262	119	990	970	474	332	459	150
0	0	0	0	33	0	0	0	0	-4	0	0	0	0	0	0	0
255	154	313	259	253	535	708	147	260	346	113	515	274	734	165	140	205
2	0	0	3	3	0	7	2	0	22	3	1	0	36	0	5	0
103	51	86	85	80	120	236	70	46	133	42	323	169	300	58	46	84
78	50	102	47	37	192	265	62	24	136	41	204	28	215	36	29	46
37	7	25	24	17	37	22	3	0	37	9	51	26	19	16	10	16
0	2	21	2	1	24	106	2	44	12	2	1	5	9	0	2	5
5	7	42	67	24	32	162	8	13	42	14	17	4	104	10	11	45
0	1	2	5	1	7	0	0	0	0	0	18	3	19	1	0	0
0	0	2	0	43	115	0	0	0	12	0	11	0	0	0	30	0
225	118	280	233	206	527	798	147	127	394	111	626	235	702	127	133	196
0	0	5	0	1	2	0	0	0	1	0	0	0	16	0	0	0
510	193	424	491	180	584	405	270	351	557	301	584	326	316	272	299	303
113	69	138	117	61	116	117	79	24	131	68	562	122	163	60	104	92
49	21	29	54	23	50	67	25	49	105	38	46	21	67	38	31	21
254	58	233	301	86	261	180	104	146	236	172	255	158	60	111	152	140
15	3	8	0	1	20	23	15	7	2	6	3	12	11	5	6	7
0	2	2	0	2	37	14	6	16	2	8	2	1	13	0	2	2
41	6	9	1	0	68	7	1	1	22	1	34	0	30	3	1	0
0	0	0	0	0	0	1	0	0	121	0	0	0	0	0	0	0
472	159	419	473	173	552	409	230	243	619	293	902	314	344	217	296	262
0	0	1	0	0	2	35	0	0	0	0	0	0	0	0	0	0

TRAFFIC CITATIONS, CRIMINAL AND CIVIL COMPLAINTS

	2-25	2-27	2-28	2-29	2-30	2-31	2-33	2-34	2-35	2-36	2-37	2-39
1977 POPULATION	31570	24152	35962	30803	19211	44223	19651	22783	44398	31265	29860	26617
Traffic Citations Filed	5655	3346	187	15	6	42	73	3	297	11	6	258
Dispositions By:												
Guilty—Trial	161	61	9	1	0	2	1	1	21	7	0	16
Guilty Plea	3275	1186	123	17	7	33	56	2	225	64	4	199
Not Guilty	154	60	9	0	0	2	2	0	0	5	0	10
Withdrawal	342	69	1	0	0	3	0	0	0	0	1	0
Substantive Defect	15	0	0	0	0	0	0	0	0	0	0	0
Unable to Locate	1552	0	0	0	0	0	0	0	0	0	0	0
Other	36	0	0	0	0	0	0	0	0	0	0	2
Total Dispositions	5535	1376	142	18	7	40	59	3	246	76	5	227
Adjustments	0	0	0	0	0	0	0	0	0	0	0	0
Non-Traffic Citations Filed	521	68	37	30	113	41	27	1	11	42	38	42
Dispositions By:												
Guilty—Trial	40	2	15	0	21	5	2	1	4	5	11	0
Guilty Plea	403	63	7	9	7	2	0	0	3	1	21	14
Not Guilty	8	1	1	0	26	8	2	0	0	6	3	4
Settled	0	0	0	10	15	2	1	0	2	0	3	0
Withdrawal	31	0	4	0	0	1	0	0	1	0	0	2
Substantive Defect	3	0	0	0	3	0	0	0	0	0	0	0
Unable to Locate	142	0	0	0	6	0	0	0	0	1	0	0
Other	0	0	0	0	0	0	0	0	0	0	0	0
Total Dispositions	627	66	27	19	78	18	5	1	10	13	38	20
Adjustments	0	0	0	0	0	0	0	0	0	0	0	0
Summary Complaints Filed	116	191	433	199	1109	247	205	142	105	189	184	271
Dispositions By:												
Guilty—Trial	1	28	166	31	747	53	62	41	29	52	59	39
Guilty Plea	2	2	33	14	9	3	1	9	0	2	8	14
Not Guilty	6	28	59	1	38	20	21	19	5	41	22	62
Settled	52	0	14	91	150	98	1	30	7	14	80	20
Withdrawal	29	77	25	41	77	16	3	31	23	12	13	50
Substantive Defect	0	0	2	1	17	0	0	0	0	1	0	6
Unable to Locate	0	0	33	83	28	28	0	7	8	2	10	0
Other	0	0	0	0	0	0	0	0	0	8	9	9
Total Dispositions	90	135	332	262	1066	218	88	137	72	132	201	200
Adjustments	0	0	0	0	0	0	0	0	0	0	0	14
Misde/Felony Complaints Filed	268	69	327	86	37	65	71	50	51	61	47	180
Dispositions By:												
Guilty Plea Misdemeanor 3	2	0	3	3	0	0	0	0	2	0	0	0
Bound Over	112	19	66	41	3	18	8	19	23	9	13	40
Dismissed	58	11	115	10	6	17	23	13	5	10	23	31
Waiver	13	9	22	2	5	5	0	1	0	0	7	2
Settled	17	1	7	1	0	13	0	13	0	4	9	0
Withdrawal	44	25	37	6	21	11	15	4	6	5	15	5
Fugitive	15	3	3	0	0	1	0	0	0	0	0	1
Other	1	1	0	0	0	0	0	0	0	1	2	9
Total Dispositions	262	69	253	63	35	65	46	50	36	29	69	134
Adjustments	0	0	0	0	0	0	0	0	0	0	0	4
Civil Complaints Filed	619	529	1314	679	210	673	235	283	412	189	730	530
Dispositions By:												
Trial	169	108	237	75	90	344	37	77	115	68	146	154
Settled	86	22	51	328	24	83	7	36	43	15	161	59
Default	320	370	871	251	66	190	56	168	106	56	387	285
Dismissed Without Prejudice	2	1	20	6	5	15	1	1	2	1	11	7
Withdrawal	8	9	16	5	4	0	0	1	2	1	5	0
No Service	10	0	51	16	12	69	0	0	12	1	18	0
Other	2	0	0	27	0	0	0	0	0	3	0	0
Total Dispositions	597	510	1246	708	201	701	101	283	280	145	728	505
Adjustments	0	0	0	0	0	0	0	0	0	0	0	0

Note: Footnotes at the end of Tables.

**TRAFFIC CITATIONS
CRIMINAL AND CIVIL COMPLAINTS**

	ALLEGHENY (Continued)		ARMSTRONG				BEAVER			
	4-06	4-07	3-01	3-02	3-03	3-04	1-01	^a 1-02	1-03	2-01
1977 POPULATION	15411	13023	18526	20774	18841	17449	21882	23485	22277	28188
Traffic Citations Filed	1592	1295	847	1079	875	424	2411	1153	2544	4223
Dispositions By:										
Guilty—Trial	220	88	36	32	56	11	45	37	47	58
Guilty Plea	808	1179	904	904	552	381	1699	839	1726	2345
Not Guilty	65	48	46	26	81	6	94	13	196	143
Withdrawal	7	20	22	6	57	11	428	59	41	155
Substantive Defect	0	2	0	0	10	1	6	0	9	52
Unable to Locate	0	0	0	0	4	1	34	12	190	105
Other	8	0	0	21	11	0	0	0	8	0
Total Dispositions	1108	1337	1008	989	771	411	2306	960	2217	2858
Adjustments	0	0	0	0	-1	4	-1	0	-15	0
Non-Traffic Citations Filed	352	214	325	796	428	143	426	1807	488	513
Dispositions By:										
Guilty—Trial	60	25	17	36	26	11	31	20	31	29
Guilty Plea	181	206	287	560	186	104	250	756	239	290
Not Guilty	20	16	23	62	47	4	46	9	75	31
Settled	0	0	1	2	7	0	0	3	2	1
Withdrawal	10	12	7	35	32	0	47	118	28	44
Substantive Defect	0	3	0	1	3	0	5	0	4	3
Unable to Locate	0	0	0	9	0	0	1	100	54	10
Other	0	0	0	8	0	0	0	0	2	0
Total Dispositions	271	262	335	713	301	119	380	1006	435	408
Adjustments	0	0	0	91	0	0	-3	0	-7	0
Summary Complaints Filed	172	153	51	184	146	171	272	427	358	463
Dispositions By:										
Guilty—Trial	27	16	4	3	11	33	26	2	36	23
Guilty Plea	43	6	25	143	72	69	113	97	42	231
Not Guilty	14	10	13	13	5	7	24	0	159	17
Settled	3	50	4	1	9	15	14	0	31	3
Withdrawal	0	19	4	10	9	10	46	21	37	104
Substantive Defect	0	0	0	0	0	0	2	0	0	1
Unable to Locate	3	0	0	1	1	0	28	55	26	13
Other	0	0	0	3	0	0	0	0	0	0
Total Dispositions	90	101	50	174	107	134	253	175	331	392
Adjustments	0	0	0	0	0	0	-12	0	0	0
Misde/Felony Complaints Filed	103	108	72	131	155	74	205	222	214	145
Dispositions By:										
Guilty Plea Misdemeanor 3	0	0	0	0	1	0	7	13	8	0
Bound Over	77	33	38	26	26	15	40	38	64	43
Dismissed	4	13	18	27	19	8	45	6	82	14
Waiver	18	7	6	37	44	16	42	51	9	16
Settled	0	7	0	2	22	3	12	0	10	5
Withdrawal	1	16	8	48	27	6	78	38	30	51
Fugitive	0	0	0	0	0	0	6	1	13	0
Other	1	0	0	4	1	0	17	0	1	0
Total Dispositions	101	76	70	144	140	48	247	147	217	129
Adjustments	0	0	0	0	0	0	-32	0	0	0
Civil Complaints Filed	61	84	46	459	151	140	286	300	283	423
Dispositions By:										
Trial	52	18	12	4	41	58	132	1	106	127
Settled	3	32	9	80	37	21	46	25	40	65
Default	26	15	15	273	55	24	102	218	108	209
Dismissed Without Prejudice	2	1	1	13	4	3	25	13	26	3
Withdrawal	0	4	0	8	0	0	1	0	2	21
No Service	3	0	0	0	1	0	9	0	1	22
Other	0	0	0	0	0	0	4	0	0	0
Total Dispositions	86	70	37	378	138	106	319	257	283	447
Adjustments	0	0	0	0	0	0	-1	0	0	0

Note: Footnotes at the end of Tables.

NON-TRAFFIC CITATIONS BY MAGISTERIAL DISTRICTS

b	BEDFORD					BERKS					a	a					
	2-02	3-01	3-02	3-03	3-04	3-01	3-02	3-03	3-04	0-00		1-01	1-02	1-03	1-04	1-05	
28463	25413	16239	23480	20231		10960	11937	9265	10191			13371	17706	17827	19728	19011	
3132	1043	1440	2118	1076		1805	1909	410	9646			1660	44	2	1	8	29
144	22	43	37	88		16	48	16	134			123	1	0	0	0	3
1987	764	1281	1285	836		1438	1858	334	7653			1025	38	0	0	8	27
109	16	33	152	64		15	33	12	18			83	0	0	0	0	0
248	92	85	72	19		15	20	25	51			151	0	0	0	0	0
3	9	4	17	6		0	0	0	0			0	0	0	0	0	0
35	1	2	0	4		0	0	0	33			53	0	0	1	0	1
5	0	0	0	0		0	0	0	8			0	0	0	26	0	0
2531	904	1448	1563	1017		1484	1959	387	7897			1435	39	0	27	8	31
0	0	0	0	0		0	0	-12	-2			0	0	0	0	0	0
435	529	203	452	261		130	261	84	141			1259	60	49	59	188	96
40	28	8	2	30		3	7	12	7			206	4	2	4	11	22
229	231	84	258	166		88	239	55	109			521	16	7	22	148	60
40	11	8	61	21		4	3	1	3			55	0	0	0	45	0
0	0	6	0	1		0	2	0	1			0	3	7	0	0	0
49	100	37	50	40		13	45	4	4			54	0	1	7	4	5
0	13	2	7	0		0	0	0	0			0	0	0	0	0	0
20	20	1	0	3		0	0	0	0			65	0	0	0	4	0
0	1	0	0	0		0	0	0	0			0	0	0	8	0	0
378	404	146	378	261		108	296	72	124			901	23	17	41	172	87
-2	0	0	0	-1		0	0	-1	0			0	0	0	0	0	0
270	106	289	261	252		34	249	183	162			0	122	177	70	151	163
22	3	16	2	16		2	3	3	6			0	30	6	12	14	128
129	49	98	26	139		39	200	117	117			0	38	35	6	55	14
30	2	10	18	20		1	6	5	9			0	4	1	11	8	0
51	2	24	0	4		1	3	2	2			0	30	29	7	1	6
57	22	29	31	21		20	68	21	42			0	4	33	12	28	14
0	0	2	0	1		0	0	0	0			0	0	0	0	0	0
31	22	4	0	32		1	0	0	0			0	1	0	10	14	0
0	0	0	0	3		1	0	0	0			0	0	0	10	1	0
320	100	183	77	236		65	280	148	176			0	107	104	68	121	162
0	0	0	0	2		0	0	0	0			0	0	0	0	-14	0
204	108	195	134	134		40	99	124	109			0	169	173	154	136	134
22	1	4	2	7		0	6	0	0			0	7	1	0	0	0
46	19	72	35	31		11	28	20	19			0	47	80	74	68	94
35	12	38	31	20		3	8	20	5			0	30	29	31	11	9
24	21	58	24	45		15	44	51	45			0	5	29	15	25	14
1	1	10	0	1		6	9	13	14			0	4	4	1	0	4
74	43	25	28	52		6	13	23	13			0	15	17	14	22	16
0	1	0	0	2		0	2	0	0			0	3	13	11	5	4
9	0	0	0	1		0	0	0	0			0	0	3	3	3	0
211	98	207	120	159		41	110	127	96			0	111	176	149	134	141
-3	0	0	0	0		0	0	-1	0			0	0	0	0	-1	0
387	318	121	183	136		192	290	209	201			0	329	188	350	133	232
87	71	49	146	32		24	2	20	12			0	32	17	45	61	73
101	37	45	15	26		98	237	48	66			0	53	23	31	17	32
172	207	41	40	33		9	66	129	138			0	187	100	203	43	79
21	11	17	1	15		6	34	4	1			0	8	8	8	11	1
15	0	12	12	4		19	1	3	0			0	10	0	0	5	23
13	22	2	0	4		2	3	13	0			0	0	1	8	0	11
0	0	0	0	0		0	0	0	1			0	5	0	0	0	0
409	⁴⁰ 0	166	214	114		158	343	217	218			0	295	149	295	137	219
0	0	0	0	0		0	0	0	0			0	0	0	0	-3	0

TRAFFIC CITATIONS, CRIMINAL AND CIVIL COMPLAINTS

	BERKS (Continued)											
	1-06	2-01	2-02	2-03	2-04	3-01	3-02	3-03	3-04	3-05	3-06	3-07
1977 POPULATION	19879	16749	15431	20419	20251	17526	18535	11320	20223	11923	14070	9412
Traffic Citations Filed	877	960	2180	1040	622	3045	838	506	1889	787	1466	733
Dispositions By:												
Guilty--Trial	25	33	74	0	21	151	28	7	15	16	42	12
Guilty Plea	793	728	1731	851	471	2481	668	474	1561	667	1350	630
Not Guilty	29	14	38	5	21	0	15	1	29	26	22	13
Withdrawal	12	13	135	73	25	33	40	41	128	6	1	40
Substantive Defect	0	0	0	0	0	35	0	1	0	1	4	0
Unable to Locate	0	0	81	0	10	1	0	0	0	24	26	0
Other	0	0	0	0	0	0	0	1	0	0	12	0
Total Dispositions	859	788	2059	929	548	2701	751	525	1733	740	1457	695
Adjustments	0	0	0	0	0	0	0	0	0	0	0	-1
Non-Traffic Citations Filed	123	266	283	268	152	309	333	112	297	165	140	97
Dispositions By:												
Guilty--Trial	5	9	19	0	6	27	7	23	6	5	32	3
Guilty Plea	118	175	219	158	125	204	205	76	221	141	100	73
Not Guilty	3	61	8	0	8	4	4	0	12	6	14	2
Settled	0	1	2	5	0	9	2	0	0	0	0	0
Withdrawal	7	5	11	13	4	12	11	28	19	7	12	9
Substantive Defect	0	0	0	0	0	8	0	0	0	0	2	0
Unable to Locate	0	0	9	0	3	0	0	0	0	35	0	0
Other	0	0	0	0	0	0	0	1	1	0	0	0
Total Dispositions	133	196	268	176	146	264	229	128	259	194	160	87
Adjustments	0	0	0	0	0	0	0	0	0	0	1	0
Summary Complaints Filed	302	56	263	176	107	121	19	84	102	52	45	17
Dispositions By:												
Guilty--Trial	21	4	6	2	10	11	2	5	5	2	12	0
Guilty Plea	418	35	71	148	30	67	17	28	71	0	26	9
Not Guilty	9	2	1	1	8	0	1	2	9	6	4	0
Settled	6	0	2	14	0	21	3	7	1	2	0	1
Withdrawal	8	2	18	26	13	21	11	18	3	1	0	5
Substantive Defect	0	0	0	0	0	2	0	0	0	1	0	0
Unable to Locate	0	0	10	3	3	4	3	0	0	0	1	0
Other	0	0	0	0	0	0	0	0	0	0	0	0
Total Dispositions	462	43	108	194	64	126	37	60	89	12	43	15
Adjustments	0	0	0	0	0	0	0	0	0	0	0	0
Misdemeanor/Felony Complaints Filed	114	77	122	122	102	147	90	62	154	107	53	39
Dispositions By:												
Guilty Plea Misdemeanor 3	0	3	1	0	0	1	0	0	0	3	0	0
Bound Over	46	22	27	53	32	53	23	36	55	44	20	19
Dismissed	7	8	14	19	14	15	15	10	11	20	18	6
Waiver	14	7	20	8	19	25	17	2	34	10	9	5
Settled	8	0	1	7	0	6	1	5	8	2	0	1
Withdrawal	7	24	17	23	18	16	15	24	30	7	0	9
Fugitive	7	0	9	5	12	14	4	0	8	1	0	4
Other	0	0	0	0	0	0	0	0	0	0	0	2
Total Dispositions	89	64	89	115	95	130	75	77	145	87	47	46
Adjustments	0	0	0	0	0	0	0	0	0	0	0	0
Civil Complaints Filed	218	104	201	159	171	183	230	79	217	157	182	60
Dispositions By:												
Trial	32	21	28	25	38	62	39	5	51	8	66	16
Settled	11	0	16	40	33	33	41	24	68	60	18	13
Default	140	46	110	92	77	49	144	46	87	68	86	22
Dismissed Without Prejudice	5	3	2	3	2	4	16	4	3	1	4	3
Withdrawal	1	6	4	3	2	3	0	1	2	0	0	0
No Service	1	0	1	0	3	0	0	2	7	0	6	0
Other	0	0	2	0	0	0	0	0	0	0	0	0
Total Dispositions	190	76	163	163	155	151	240	82	218	137	180	54
Adjustments	0	0	0	0	0	0	0	0	0	0	0	0

Note: Footnotes at the end of Tables.

CONTINUED

1 OF 2

NON-TRAFFIC CITATIONS BY MAGISTERIAL DISTRICTS

BLAIR										BRADFORD			
3-08	1-01	1-02	a 1-03	1-04	3-01	3-02	3-03	3-04		3-01	3-02	3-03	3-04
13001	17452	16058	16084	19848	18614	20314	17459	16069		12598	22229	10681	12454
741	631	696	656	483	1688	1938	1764	1400		950	1884	1295	1489
31	7	25	2	27	74	91	42	48		31	73	41	41
610	496	575	379	729	2284	1779	1701	1270		752	1576	1035	1344
31	27	26	4	32	48	34	15	16		7	15	73	10
28	1	4	10	1	70	9	23	25		20	72	6	9
5	2	11	0	0	0	6	15	0		0	0	11	0
7	8	0	0	18	17	14	48	0		46	0	6	0
7	31	3	0	0	117	0	0	4		2	11	12	15
719	572	644	395	807	2610	1933	1844	1371		858	1747	1184	1419
0	0	0	0	0	0	0	0	0		-56	-12	0	0
190	168	385	247	214	365	748	485	305		90	853	215	89
15	1	19	0	0	32	35	22	17		4	37	38	6
135	72	198	85	78	256	553	379	255		61	353	133	80
11	0	7	0	13	18	18	5	8		10	6	9	2
1	0	12	2	0	1	3	0	1		1	1	3	1
9	0	2	1	1	24	24	6	6		1	144	16	8
0	0	3	0	0	0	3	3	0		0	0	5	0
1	36	0	90	23	1	13	14	0		0	0	4	0
4	0	0	0	0	11	0	0	4		1	9	21	4
176	109	241	178	115	343	649	429	291		78	550	229	101
0	0	0	0	0	0	0	0	0		0	0	0	0
27	1108	147	507	604	190	399	127	183		103	209	138	70
3	67	13	0	3	9	60	6	18		8	13	21	7
12	653	55	168	374	136	246	103	97		51	72	85	51
3	20	3	0	19	6	14	1	0		5	3	5	1
0	0	27	6	0	8	3	2	4		0	9	1	8
8	28	5	7	5	12	24	12	37		4	14	4	20
0	0	5	0	0	1	1	0	0		0	0	1	0
0	115	0	0	16	5	36	18	5		1	4	0	0
0	23	2	0	2	0	7	0	1		0	0	4	0
26	906	110	181	419	177	391	142	162		69	115	121	87
0	0	0	0	0	0	0	0	0		0	0	0	0
84	212	121	152	143	148	269	138	154		74	260	197	129
6	14	0	1	0	0	14	15	19		0	2	1	0
33	55	53	52	33	34	73	44	22		27	39	70	30
13	28	16	3	18	10	27	8	9		3	6	6	3
8	77	24	7	79	41	124	30	54		48	77	100	65
2	0	7	2	3	20	5	6	2		2	6	0	8
11	33	15	0	5	32	56	18	44		7	10	8	30
10	0	0	0	0	2	3	0	3		0	9	8	4
1	0	1	0	0	3	0	0	1		0	0	3	0
84	207	116	65	138	142	302	121	154		87	149	196	140
0	0	0	0	0	0	0	0	0		0	0	0	0
146	267	133	432	134	125	348	115	290		217	450	139	197
58	0	54	0	3	41	96	17	30		15	104	10	17
37	67	10	45	25	8	46	23	48		48	51	30	51
36	172	57	229	93	53	173	70	168		134	194	48	111
3	5	3	0	0	1	22	2	11		2	10	6	4
1	0	0	1	1	2	1	1	0		1	15	1	3
0	11	0	0	0	2	1	0	3		0	11	5	0
0	0	0	0	0	0	0	0	0		0	0	0	0
135	255	124	275	122	107	339	113	260		200	385	100	186
0	0	0	0	0	0	0	0	0		0	0	0	0

NON-TRAFFIC CITATIONS BY MAGISTERIAL DISTRICTS

					BUTLER					CAMBRIA				
b					a									
2-02	2-03	3-01	3-02	3-03	1-01	3-01	3-02	3-03	3-04	1-01	1-02	1-03	2-01	3-01
36545	22101	19090	24043	19886	36113	23575	19515	22928	30522	29463	33820	23448	15181	15218
4020	1438	8559	2125	1236	2573	2113	1660	1267	4313	3856	1463	665	1128	539
134	44	120	84	58	103	61	63	124	156	2	23	15	35	20
2714	996	5200	909	1052	2148	2004	1522	1017	3450	2804	789	509	795	428
187	28	78	33	32	72	28	14	84	94	1	38	43	49	9
139	10	906	27	55	219	9	17	63	212	48	22	24	9	19
13	0	0	0	0	0	2	0	6	18	0	62	0	0	0
38	17	1243	0	0	4	10	0	2	0	79	0	5	0	1
330	0	2	5	0	0	8	0	0	0	327	404	12	0	0
3555	1095	7549	1058	1197	2546	2122	1616	1296	3930	3261	1338	608	888	477
0	0	-82	0	0	0	-1	0	0	0	0	-89	0	0	0
878	462	782	446	954	2113	920	178	488	460	766	262	333	141	215
41	11	13	21	24	53	34	7	21	67	0	8	4	11	2
493	218	478	165	642	1448	779	111	327	291	582	195	182	105	96
58	24	41	37	25	19	12	2	20	23	2	6	18	3	2
4	2	0	0	0	1	3	2	6	0	0	2	0	0	2
37	4	18	57	103	184	11	25	47	89	8	4	31	5	6
0	0	0	17	0	0	0	0	3	5	0	4	0	0	0
17	1	65	0	10	5	61	0	17	1	15	0	36	0	0
8	0	3	11	0	2	8	1	0	0	60	7	0	0	0
658	260	618	308	804	1712	908	148	441	476	667	226	271	124	108
0	0	-11	0	0	0	-6	0	0	0	0	-19	0	0	0
195	116	94	197	68	723	259	183	56	325	591	96	466	617	29
3	3	3	3	5	17	19	3	26	76	4	6	18	15	0
27	56	31	97	27	505	277	128	13	273	476	68	286	485	6
10	11	6	11	10	1	7	1	10	3	2	6	29	15	0
7	7	14	1	0	17	6	14	26	0	1	1	6	1	0
48	4	12	35	4	41	10	16	21	86	28	10	13	26	1
0	0	0	0	0	0	1	0	1	2	0	1	0	0	0
1	0	8	7	0	52	4	10	5	0	4	0	16	3	0
24	2	0	0	0	0	22	2	0	0	35	2	1	0	0
120	83	74	154	46	633	346	174	102	440	550	94	369	545	7
0	0	0	0	0	0	9	0	0	0	0	-12	-8	0	0
446	157	312	345	173	409	191	125	245	187	287	145	160	181	69
0	0	0	0	0	28	12	11	5	1	3	2	13	0	0
103	56	113	109	24	42	32	15	42	27	76	49	53	61	7
50	20	24	7	12	24	3	4	12	15	20	9	14	6	5
116	52	81	92	17	159	65	48	67	58	63	34	32	63	22
1	0	1	10	0	94	19	16	68	14	1	1	16	7	0
34	16	19	60	10	19	19	29	20	3	37	20	27	34	7
39	4	13	19	7	6	0	0	1	0	6	1	10	0	0
14	0	77	62	0	0	9	0	0	0	107	35	2	0	10
357	148	328	359	70	372	159	123	215	118	313	151	167	171	51
0	0	-8	0	0	0	-24	0	0	0	0	-9	0	0	-5
1282	690	501	761	272	996	736	253	423	876	1029	212	152	296	22
259	78	108	151	76	209	88	36	55	111	210	64	56	38	3
211	96	111	138	31	183	143	92	155	721	220	20	39	26	2
731	411	227	302	99	577	312	3	133	116	459	112	45	118	5
19	0	20	42	17	19	105	64	29	6	41	8	8	5	2
10	0	12	8	1	22	5	44	2	25	6	1	1	1	0
87	38	2	54	129	11	80	73	5	38	6	0	1	0	0
21	0	375	0	0	0	10	3	0	0	46	3	0	0	0
1338	623	855	695	353	1021	743	315	379	1017	988	208	150	188	12
0	0	15	0	0	0	-3	0	0	0	0	-1	0	0	0

TRAFFIC CITATIONS, CRIMINAL AND CIVIL COMPLAINTS

	CAMBRIA (Continued)								CAMERON/ELK			CARBON
	3-02	3-03	3-04	3-05	3-06	3-07	3-08	3-01	3-02	3-03		
1977 POPULATION	9259	13641	13364	13339	11057	11276	4549		7096	16867	20903	
Traffic Citations Filed	413	219	1651	466	1019	1884	301		652	1824	2022	
Dispositions By:												
Guilty-Trial	22	19	74	5	20	57	16		24	69	77	
Guilty Plea	370	144	1376	421	898	1731	231		564	1654	1788	
Not Guilty	7	29	90	8	40	49	11		26	34	78	
Withdrawal	0	15	18	15	30	17	1		38	24	55	
Substantive Defect	0	1	2	0	0	4	1		9	3	11	
Unable to Locate	1	0	0	3	0	5	0		0	8	3	
Other	0	0	25	0	4	5	31		5	0	2	
Total Dispositions	400	208	1585	452	992	1868	291		666	1792	2014	
Adjustments	0	0	-20	0	0	0	0		0	0	-6	
Non-Traffic Citations Filed	112	252	201	207	126	192	114		278	262	291	
Dispositions By:												
Guilty-Trial	4	24	11	11	3	8	15		12	13	19	
Guilty Plea	93	172	140	159	80	134	68		177	197	214	
Not Guilty	0	22	17	6	10	5	14		23	33	17	
Settled	0	0	0	0	0	0	0		0	1	2	
Withdrawal	3	18	16	19	14	22	8		24	6	13	
Substantive Defect	1	0	0	0	0	2	0		3	1	1	
Unable to Locate	0	0	0	0	0	3	4		0	2	2	
Other	1	0	8	0	29	3	4		2	2	1	
Total Dispositions	102	236	192	195	136	177	113		241	255	269	
Adjustments	0	0	0	0	0	0	0		0	0	-5	
Summary Complaints Filed	21	65	72	153	41	195	15		15	46	186	
Dispositions By:												
Guilty-Trial	3	11	14	9	3	6	0		0	7	5	
Guilty Plea	11	25	45	102	15	138	16		2	20	166	
Not Guilty	1	9	9	4	6	2	1		2	6	4	
Settled	0	3	2	0	0	2	0		1	0	2	
Withdrawal	0	0	1	10	11	11	1		6	6	2	
Substantive Defect	1	0	0	0	0	3	0		0	0	0	
Unable to Locate	1	0	0	0	0	2	1		0	3	5	
Other	0	0	1	0	5	3	0		0	0	2	
Total Dispositions	17	48	72	125	40	167	19		11	42	186	
Adjustments	0	0	0	0	0	0	0		0	-1	-8	
Misdemeanor/ Felony Complaints Filed	56	145	150	126	66	359	53		78	84	175	
Dispositions By:												
Guilty Plea Misdemeanor 3	0	1	0	2	1	0	0		0	0	0	
Bound Over	12	24	24	22	13	47	11		37	31	63	
Dismissed	9	58	15	12	5	10	9		6	14	11	
Waiver	22	17	37	24	9	145	30		10	23	65	
Settled	3	14	17	5	12	24	3		5	0	0	
Withdrawal	14	21	51	54	7	34	3		10	6	17	
Fugitive	0	0	2	2	0	23	2		0	0	2	
Other	0	0	4	0	1	14	1		3	0	8	
Total Dispositions	60	135	150	121	48	297	59		71	74	166	
Adjustments	0	0	0	-2	0	-10	0		0	0	-9	
Civil Complaints Filed	50	105	54	174	54	127	68		114	226	205	
Dispositions By:												
Trial	6	41	13	25	20	10	11		26	17	38	
Settled	7	27	4	21	6	26	14		41	60	71	
Default	32	41	18	93	21	80	36		37	131	86	
Dismissed Without Prejudice	3	1	1	6	0	2	4		3	0	0	
Withdrawal	0	4	0	0	0	1	0		5	4	6	
No Service	1	4	0	5	0	0	8		0	12	9	
Other	0	0	0	0	0	0	0		0	0	0	
Total Dispositions	49	118	36	150	47	119	73		112	224	210	
Adjustments	0	0	0	0	0	-2	0		0	0	0	

NON-TRAFFIC CITATIONS BY MAGISTERIAL DISTRICTS

				CENTRE				CHESTER						
3-01	3-02	3-03	3-04	2-01	3-02	3-03	3-04	2-01	2-02	2-03	2-04	3-01	3-02	3-03
16308	14840	12317	7108	50135	23995	12844	12293	29934	32902	39497	28748	25565	23998	30795
7038	1535	330	281	9499	7482	2436	1444	3222	6421	16674	5453	1352	2607	3876
124	59	32	14	358	77	31	48	111	408	387	122	43	158	166
6165	1709	237	228	6818	5505	1622	1299	2328	5067	7975	4100	1037	2160	3085
29	37	12	15	339	26	17	21	214	185	285	204	55	113	77
167	0	2	7	951	175	19	8	74	130	96	142	28	37	162
0	0	0	3	1	0	0	0	0	8	26	15	0	4	40
0	0	0	1	86	4	4	1	0	14	509	171	23	33	143
5	0	4	1	0	47	3	1	94	20	5792	374	94	0	11
6490	1805	287	269	8553	5834	1696	1378	2821	5832	15070	5128	1280	2505	3684
0	0	0	0	1	-7	-6	0	0	0	0	-135	0	-2	-2
572	286	291	111	6595	402	206	107	1961	431	1757	1692	591	418	549
51	10	13	8	93	9	27	10	109	43	93	82	25	31	28
259	201	196	72	2813	256	119	47	1024	329	646	1226	409	267	352
14	18	11	8	129	3	10	9	163	13	126	109	25	34	18
0	0	0	5	7	1	10	0	4	0	0	6	0	1	4
78	6	30	13	2075	35	10	8	153	29	69	55	30	33	64
0	0	0	6	2	0	1	0	0	0	5	5	0	1	5
0	0	0	0	245	0	11	1	0	9	55	74	33	6	59
2	0	0	0	0	4	0	1	73	1	576	238	15	1	0
404	235	250	112	5364	308	188	76	1532	415	1570	1795	537	374	530
0	0	0	0	0	0	-1	0	0	0	0	-142	0	0	0
138	109	39	31	4634	525	83	105	521	172	395	754	304	297	319
20	14	8	4	89	12	7	3	15	17	13	30	34	28	14
30	21	13	5	2286	328	55	54	135	81	111	389	127	116	189
11	21	3	3	86	3	17	4	22	7	3	32	10	23	15
14	4	3	17	9	10	6	1	0	2	10	19	1	36	0
28	20	9	5	861	57	8	15	26	57	39	114	22	15	71
0	0	0	0	3	0	0	0	0	0	0	10	0	1	0
0	3	0	1	951	34	0	6	0	20	68	15	1	20	85
0	0	0	0	0	8	0	0	0	12	40	16	0	17	0
103	83	36	35	4285	452	93	83	198	196	284	625	195	256	374
-4	0	0	0	0	0	0	0	0	-1	0	-2	-4	-27	0
127	84	58	37	445	260	178	101	333	267	356	521	128	177	420
4	13	5	7	3	1	0	8	0	0	307	0	17	0	14
50	37	18	14	147	96	70	44	131	124	188	221	47	81	112
21	8	1	2	16	5	16	11	31	28	48	59	12	16	28
21	4	27	8	86	74	57	15	35	22	107	55	17	20	88
1	1	0	0	32	18	1	2	0	10	7	10	1	2	1
12	3	4	8	90	22	33	14	82	42	66	127	13	28	110
0	0	0	0	0	9	3	0	3	1	6	6	3	3	1
0	0	1	1	0	1	0	0	2	14	63	10	33	37	1
109	66	56	40	374	226	180	94	284	241	792	488	143	187	355
0	0	0	-1	0	0	0	0	0	-1	0	-73	-24	-8	0
434	314	126	62	1516	335	345	197	717	807	870	1019	366	711	757
76	37	39	2	112	101	44	13	174	268	287	277	104	129	319
67	87	23	33	429	174	78	84	121	95	161	113	61	124	104
147	175	53	24	548	25	177	18	342	250	424	409	132	281	253
25	16	1	0	116	3	0	2	10	5	42	16	5	29	11
5	1	1	0	101	18	20	9	5	7	44	62	0	68	3
4	23	0	6	248	10	2	23	13	179	0	0	0	58	184
42	0	0	0	0	3	0	0	1	0	0	0	0	3	0
366	339	117	65	1554	334	321	149	666	804	958	877	302	692	874
0	0	0	0	0	0	0	0	0	0	0	0	0	0	0

TRAFFIC CITATIONS, CRIMINAL AND CIVIL COMPLAINTS

	CHESTER (Continued)			CLARION				CLEARFIELD		
	3-04	3-05	3-07	3-01	3-02	3-03	3-04	3-01	3-02	3-03
1977 POPULATION	23160	20940	22679	10120	8659	9593	10042	21132	19179	18309
Traffic Citations Filed	2695	2675	3020	1820	926	3205	537	4259	2165	2790
Dispositions By:										
Guilty-Trial	105	92	105	51	7	46	20	128	26	46
Guilty Plea	2281	2011	2656	1666	905	2796	434	3782	1608	2366
Not Guilty	64	34	43	15	5	10	28	16	33	17
Withdrawal	24	112	62	38	2	15	9	0	93	38
Substantive Defect	0	0	2	0	1	0	2	0	0	3
Unable to Locate	129	55	22	0	0	0	1	0	0	0
Other	9	15	83	0	0	0	4	0	0	2
Total Dispositions	2612	2319	2973	1770	920	2867	498	3926	1760	2472
Adjustments	0	-3	-2	0	0	1	0	0	0	0
Non-Traffic Citations Filed	458	690	637	468	117	95	258	539	491	251
Dispositions By:										
Guilty-Trial	29	48	27	9	3	9	12	10	14	16
Guilty Plea	255	325	385	346	104	87	75	488	281	190
Not Guilty	23	21	8	6	2	7	0	5	6	1
Settled	0	4	24	0	0	0	102	0	2	0
Withdrawal	13	48	28	264	1	4	9	0	187	18
Substantive Defect	1	0	0	0	1	0	0	0	0	0
Unable to Locate	80	15	19	0	0	0	4	0	0	0
Other	16	12	55	0	3	0	1	0	0	0
Total Dispositions	417	473	546	625	114	107	203	503	490	225
Adjustments	-2	-12	0	0	0	0	0	0	0	0
Summary Complaints Filed	221	371	157	410	96	76	158	664	198	180
Dispositions By:										
Guilty-Trial	48	7	11	4	6	1	6	9	17	14
Guilty Plea	72	227	69	303	94	54	57	347	143	127
Not Guilty	41	7	2	3	3	3	3	0	22	2
Settled	1	28	10	0	1	1	60	0	6	0
Withdrawal	34	40	12	30	6	3	4	3	74	18
Substantive Defect	0	0	0	0	0	0	2	0	0	0
Unable to Locate	43	25	0	1	0	0	2	0	0	0
Other	14	1	11	14	1	0	1	0	0	0
Total Dispositions	253	335	115	355	111	62	135	359	262	161
Adjustments	-3	0	0	-23	0	0	0	0	0	0
Misde/Felony Complaints Filed	340	321	192	159	240	43	82	313	360	129
Dispositions By:										
Guilty Plea Misdemeanor 3	0	0	2	26	15	4	15	55	17	6
Bound Over	124	124	76	41	40	9	18	49	75	27
Dismissed	42	18	7	9	6	4	13	32	65	33
Waiver	60	36	34	31	152	13	16	98	85	38
Settled	0	24	4	0	10	1	26	4	1	0
Withdrawal	58	73	21	37	15	7	5	50	74	24
Fugitive	8	11	1	0	0	0	0	4	0	0
Other	53	5	13	3	0	0	6	0	0	5
Total Dispositions	345	291	158	147	238	38	99	292	317	133
Adjustments	-6	-10	0	-3	0	0	-1	0	0	0
Civil Complaints Filed	403	534	376	174	164	143	180	529	428	205
Dispositions By:										
Trial	70	79	66	20	25	28	10	69	38	48
Settled	89	64	78	40	37	25	88	105	155	27
Default	189	257	145	77	70	71	92	339	291	82
Dismissed Without Prejudice	9	8	22	10	11	11	8	0	16	3
Withdrawal	4	16	26	2	2	1	1	0	17	1
No Service	23	14	10	28	1	5	0	0	3	0
Other	6	0	13	0	1	0	0	0	0	0
Total Dispositions	390	438	360	177	147	141	199	513	520	161
Adjustments	0	0	-3	0	0	0	0	0	0	0

Note: Footnotes at the end of Tables.

NON-TRAFFIC CITATIONS BY MAGISTERIAL DISTRICTS

3-04	CLINTON				COLUMBIA/ MONTGOMERY	CRAWFORD									
	3-01	3-02	3-03	2-01		3-01	3-02	3-03	3-04	2-01 ^a	3-01	3-02	3-03	3-04 ^b	
15999	23245	9280	5196		16751	10677	19051	8635	16508		21225	10444	12824	11629	6665
690	3028	4981	313		1944	1427	4176	810	3393		1628	618	6679	3803	319
24	82	88	29		37	53	148	24	42		40	23	295	107	14
645	2600	3020	192		1762	1085	3283	785	2821		1448	536	5707	3319	261
19	40	25	27		18	17	77	23	21		18	9	31	24	8
11	95	9	13		32	5	60	67	27		192	19	150	59	3
1	19	4	0		2	0	7	2	1		0	1	5	1	0
0	43	0	0		28	0	1	0	11		0	2	0	8	0
0	0	1	0		0	1	5	0	0		0	1	0	0	0
700	2879	3147	261		1879	1161	3581	901	2923		1698	591	6188	3518	286
0	0	0	0		0	-168	-11	0	0		-2	-2	410	0	0
185	529	160	180		666	169	585	345	193		608	208	402	134	69
6	39	1	23		8	12	41	1	12		9	13	17	8	10
152	383	106	110		393	75	250	227	138		486	142	281	71	59
4	16	4	15		6	5	25	1	2		13	11	13	3	0
0	0	1	0		0	3	0	0	4		0	0	0	4	2
4	27	7	22		21	6	24	15	7		52	28	34	7	3
2	1	0	0		6	0	2	0	1		0	0	0	0	0
0	4	0	0		3	0	0	0	2		0	4	0	3	0
0	0	1	0		0	0	4	0	0		0	1	3	0	0
168	470	120	170		437	101	346	244	166		560	199	348	96	74
0	0	0	0		0	1	-1	0	0		-4	0	27	0	0
135	232	201	28		360	103	184	67	77		438	180	228	97	43
16	19	3	3		5	5	13	0	2		14	17	2	3	3
53	194	104	9		198	28	66	32	45		257	110	164	45	35
18	11	4	2		4	6	12	2	0		11	0	2	3	0
19	8	7	2		1	8	1	1	4		5	2	7	12	0
13	16	17	4		5	7	24	4	3		46	23	23	13	3
0	0	0	0		0	0	0	0	1		0	2	0	0	0
0	17	0	0		3	0	11	0	1		17	2	36	27	9
0	2	1	0		0	0	0	0	0		21	32	87	85	0
119	267	136	20		216	54	127	39	56		371	188	321	188	50
0	0	0	0		0	0	0	0	0		-31	0	71	0	1
58	239	94	165		235	108	307	25	77		305	90	131	87	40
1	53	12	11		56	9	8	7	10		7	4	5	4	2
29	89	14	67		27	15	61	7	16		75	23	45	30	8
21	18	4	32		22	12	57	7	4		17	7	9	4	4
13	43	24	11		43	16	33	0	14		97	31	41	25	8
11	7	5	4		7	2	19	1	2		14	6	2	8	0
9	29	20	19		102	20	61	2	31		46	26	31	11	12
0	0	2	0		0	0	10	0	1		0	2	0	0	0
0	0	4	0		29	0	41	0	0		6	40	111	0	1
84	239	85	144		286	74	290	24	78		262	139	244	62	35
0	0	-1	0		0	0	-9	0	0		-4	-1	10	0	-1
196	342	225	339		538	281	238	86	153		1402	244	516	355	237
20	103	173	31		80	52	87	0	31		158	35	61	31	36
83	53	111	75		126	29	42	17	44		3	55	166	88	57
101	144	89	171		297	131	91	0	57		1183	182	277	231	131
4	0	2	9		3	0	2	1	2		1	16	7	9	13
7	9	12	0		6	0	6	1	2		1	1	5	12	1
2	7	6	1		15	0	2	2	2		11	1	53	70	2
0	0	1	0		0	0	0	0	0		0	0	69	88	0
217	316	394	287		527	212	230	21	138		1357	290	638	529	240
0	0	0	0		0	0	0	0	0		0	0	173	-57	0

TRAFFIC CITATIONS, CRIMINAL AND CIVIL COMPLAINTS

	CRAWFORD (Continued)		CUMBERLAND										DAUPHIN
	3-05	3-06		1-01	1-02	2-01	3-01	3-02	3-03	3-04	3-05		
1977 POPULATION	6398	12162	29891	26951	25464	13041	9749	12017	21028	20036			
Traffic Citations Filed	682	1147	2395	2561	3749	3305	2717	1369	4789	1596			
Dispositions By:													
Guilty-Trial	30	26	65	71	65	66	348	35	99	63			
Guilty Plea	569	948	1804	2102	2931	2872	2194	1259	4546	1516			
Not Guilty	5	21	16	21	28	2	4	9	35	16			
Withdrawal	5	88	4	115	57	91	12	9	99	37			
Substantive Defect	0	3	113	5	88	0	1	1	13	2			
Unable to Locate	0	17	0	89	347	0	19	0	9	0			
Other	0	0	0	8	241	0	0	1	0	7			
Total Dispositions	609	1103	2002	2411	3757	3031	2578	1314	4801	1641			
Adjustments	-4	0	0	-1	0	0	-46	0	0	-1			
Non-Traffic Citations Filed	55	204	772	412	457	651	109	264	422	548			
Dispositions By:													
Guilty-Trial	1	2	28	22	24	10	4	27	15	11			
Guilty Plea	17	334	577	261	311	434	66	190	340	405			
Not Guilty	1	1	2	14	5	0	2	3	13	21			
Settled	19	0	0	0	1	0	1	0	1	2			
Withdrawal	3	12	7	63	20	77	7	2	96	40			
Substantive Defect	2	0	50	0	16	0	0	0	1	0			
Unable to Locate	2	3	0	0	8	0	1	0	34	0			
Other	1	0	0	1	0	0	0	2	0	1			
Total Dispositions	46	352	664	361	385	521	81	224	500	480			
Adjustments	0	0	0	-3	0	0	0	0	0	-1			
Summary Complaints Filed	86	289	181	55	550	53	181	58	110	37			
Dispositions By:													
Guilty-Trial	7	2	21	2	17	0	8	2	17	13			
Guilty Plea	11	218	101	22	396	37	129	37	100	22			
Not Guilty	1	4	0	2	5	0	0	5	3	7			
Settled	34	8	0	12	1	0	0	0	3	16			
Withdrawal	12	18	10	9	19	18	17	1	44	4			
Substantive Defect	2	1	0	0	6	0	0	0	0	0			
Unable to Locate	5	37	1	2	40	0	3	0	18	6			
Other	1	0	0	1	0	0	0	2	0	1			
Total Dispositions	73	288	133	50	484	55	157	47	185	69			
Adjustments	0	0	0	0	0	0	0	0	0	1			
Misd/Felony Complaints Filed	38	112	315	304	192	86	103	111	187	173			
Dispositions By:													
Guilty Plea Misdemeanor 3	2	13	3	0	0	0	0	0	20	4			
Bound Over	18	29	117	102	62	48	46	38	41	95			
Dismissed	2	11	22	21	26	8	2	9	26	4			
Waiver	11	40	97	48	65	29	27	42	68	43			
Settled	0	5	9	5	0	2	1	0	29	10			
Withdrawal	5	9	23	30	33	7	22	19	50	18			
Fugitive	0	0	34	16	9	1	2	0	17	11			
Other	0	0	0	0	0	0	0	0	0	1			
Total Dispositions	38	107	305	222	195	95	100	108	251	186			
Adjustments	-3	0	0	-53	0	0	0	0	0	0			
Civil Complaints Filed	177	286	426	344	456	162	121	195	249	172			
Dispositions By:													
Trial	26	36	129	79	54	65	16	16	59	34			
Settled	51	108	106	39	48	25	22	36	35	48			
Default	93	84	133	167	265	19	39	114	108	83			
Dismissed Without Prejudice	4	4	15	2	33	2	1	9	22	4			
Withdrawal	3	2	8	4	0	1	0	0	3	2			
No Service	1	12	2	5	13	0	0	1	4	6			
Other	0	0	0	10	1	0	0	0	0	1			
Total Dispositions	178	246	393	306	414	112	78	176	231	178			
Adjustments	0	0	-3	0	-59	0	0	0	0	0			

Note: Footnotes at the end of Tables.

NON-TRAFFIC CITATIONS BY MAGISTERIAL DISTRICTS

a																			
1-01	1-02	1-03	1-04	1-05	2-01	2-02	2-03	3-01	3-02	3-03	3-04								
20387	19500	19500	21300	19100	24605	11503	14697	18298	9557	30924	25802								
2697	3458	1304	17241	1173	3613	945	2062	1455	1020	3465	2017								
56	19	27	140	34	166	23	53	48	35	64	55								
2220	1438	1041	8842	696	2971	676	1892	1194	886	3118	1757								
25	10	118	58	40	74	11	17	21	22	80	24								
57	76	14	42	27	1	14	6	25	20	73	75								
15	0	9	1468	34	3	5	6	0	1	0	0								
63	503	231	0	3	0	0	17	0	0	21	8								
2	0	1	2748	19	0	0	54	0	0	154	0								
2438	2046	1441	3298	853	3215	729	2045	1288	964	3510	1919								
0	0	0	0	-28	-3	0	0	0	-11	0	0								
275	578	855	1376	2165	1572	100	353	123	90	476	300								
19	33	87	79	43	89	11	45	22	12	19	9								
203	252	410	1553	968	930	89	209	83	57	298	221								
6	19	87	37	75	36	3	36	0	6	11	11								
0	9	1	3	3	3	1	19	0	0	2	0								
6	28	116	52	1050	0	3	11	26	10	16	16								
0	0	5	0	38	0	0	1	1	0	0	0								
8	24	51	0	22	0	0	43	0	3	0	1								
1	0	9	0	66	3	0	0	0	0	35	0								
243	365	766	1724	2265	1061	107	364	132	88	381	258								
0	0	0	0	-5	-5	0	0	0	-3	0	0								
220	4507	408	9349	346	126	199	152	418	81	262	321								
44	52	31	65	22	20	80	7	14	7	2	12								
64	1144	219	4637	146	11	82	84	295	26	99	124								
14	42	19	17	20	3	14	6	9	5	3	0								
38	166	1	6	5	6	26	113	1	14	53	1								
21	256	16	128	90	2	10	5	32	6	40	28								
2	2	0	0	3	1	1	1	0	0	0	0								
28	644	17	6	22	0	0	6	0	0	0	85								
0	0	0	0	10	0	0	0	0	0	226	0								
211	2306	303	4859	318	43	213	222	351	58	423	250								
0	0	0	0	0	0	0	0	0	0	0	0								
183	331	481	2045	310	281	133	105	66	59	229	142								
7	0	0	754	0	8	14	2	3	0	0	1								
87	147	222	341	106	148	97	24	49	33	99	44								
18	48	106	78	56	34	13	18	7	7	6	16								
45	46	59	105	34	25	31	19	0	10	61	67								
6	16	0	269	1	32	13	21	0	2	26	2								
8	29	51	92	50	5	4	10	2	2	23	10								
3	21	11	39	17	30	7	1	0	3	4	5								
0	0	0	9	1	0	0	0	0	0	45	0								
174	307	449	1687	265	282	179	95	61	57	264	145								
0	0	0	0	0	0	0	0	-2	0	0	0								
570	306	177	565	1109	377	301	233	285	152	793	346								
102	49	58	166	201	84	160	65	27	17	176	50								
126	26	33	90	76	10	90	41	112	22	150	75								
299	173	67	294	862	164	138	83	138	83	445	165								
35	32	30	38	18	8	3	11	0	0	15	8								
15	3	8	1	6	0	6	1	14	3	8	1								
29	25	0	12	44	1	2	0	0	0	9	14								
21	0	0	0	0	0	0	0	0	0	0	0								
627	308	196	601	1207	267	399	201	291	125	803	313								
0	0	0	0	0	0	0	0	1	0	0	0								

NON-TRAFFIC CITATIONS BY MAGISTERIAL DISTRICTS

1-15	1-16	1-17	1-19	2-01	2-02	2-04	2-05	2-06	2-07	2-10	2-11	2-12	2-13	2-14	2-15	3-01
34962	32346	32594	20800	13349	14981	13078	13603	14516	15926	11954	16275	6273	10110	12136	12878	8976
9102	1509	2331	988	2490	1007	2261	1510	4559	477	1008	2586	1380	1211	2955	1465	1725
427	67	70	27	49	54	63	94	99	22	109	152	62	52	77	68	70
9282	833	1228	607	958	842	1033	514	1492	326	732	1423	674	1027	972	1243	1418
1405	174	320	13	108	57	290	218	311	47	57	229	128	70	204	3	69
68	38	27	39	20	19	55	135	237	41	33	107	27	66	147	77	214
243	85	52	43	0	0	20	43	3	3	0	1	48	4	518	0	2
4164	46	113	0	25	0	7	0	0	41	31	206	37	21	370	0	0
394	47	52	4	531	0	0	0	0	0	0	503	0	0	8	43	0
5983	1290	1862	733	1691	972	1468	1004	2142	480	962	2621	976	1240	2296	1434	1773
0	0	0	0	-1	0	0	0	0	-1	0	0	0	0	0	0	0
2009	523	534	555	458	351	528	723	702	390	187	546	338	197	246	478	132
133	67	30	11	24	16	37	76	25	16	38	115	66	24	37	24	14
1122	194	144	246	146	269	177	153	192	222	110	275	123	119	92	325	108
176	98	54	8	13	25	21	151	77	32	14	59	21	11	46	1	2
0	0	155	0	0	6	1	39	1	16	0	1	5	1	9	1	0
63	36	22	25	7	33	28	49	26	43	5	19	19	17	43	21	24
18	40	5	50	0	0	1	20	1	8	0	0	13	0	1	0	0
531	8	8	1	5	0	12	0	0	0	3	1	1	0	0	0	0
6	0	0	0	128	0	0	0	0	0	0	104	0	0	0	24	0
2049	443	418	341	323	349	277	488	322	337	170	574	248	172	228	396	148
-1	0	0	0	0	0	0	0	0	0	0	0	0	0	0	0	0
404	108	193	213	22	68	130	132	77	1177	50	48	54	6	63	59	45
51	30	20	49	5	6	35	76	6	24	5	5	22	1	18	4	8
136	20	14	84	2	25	48	4	3	403	23	6	8	1	0	14	4
41	20	13	10	1	1	27	1	15	51	7	9	1	0	4	0	2
0	6	9	47	1	7	9	14	6	22	0	0	9	0	11	7	2
93	27	7	35	4	8	23	5	14	108	8	13	13	3	5	1	18
2	0	2	0	0	0	0	0	1	0	0	0	0	0	0	0	0
78	3	5	0	1	0	1	0	1	17	0	0	0	0	0	0	0
20	0	0	0	5	0	0	0	0	0	1	7	0	0	0	0	0
421	106	70	225	42	47	143	100	46	625	44	40	53	5	38	26	34
-37	0	0	0	0	0	0	0	0	0	0	0	0	0	0	0	0
507	119	265	331	110	184	186	197	146	182	61	145	64	171	159	93	91
0	1	6	0	5	0	0	0	2	16	0	0	4	0	0	1	0
142	56	80	125	35	82	50	44	80	116	20	60	17	82	51	41	49
29	22	31	26	19	16	30	16	46	49	6	26	6	2	12	16	8
20	8	6	9	3	6	7	1	0	2	9	4	0	6	7	11	1
0	0	36	16	12	5	2	1	2	22	0	0	18	0	1	0	0
196	40	57	105	6	34	117	36	27	65	10	45	20	8	43	42	23
75	6	20	10	0	8	3	3	0	5	4	0	0	1	6	16	13
74	5	1	0	3	0	0	76	34	0	6	0	0	1	47	3	0
536	138	237	291	83	151	209	177	191	275	55	135	65	100	167	130	94
-18	-2	0	0	0	0	0	0	0	0	-16	0	0	0	-17	0	0
435	197	614	500	117	112	373	270	184	269	229	234	115	114	688	137	155
108	73	131	144	65	39	213	40	14	220	77	55	38	29	473	60	41
98	34	107	175	17	25	72	64	21	27	46	38	55	21	103	44	49
164	79	389	175	2	30	103	138	36	19	82	130	30	52	108	6	46
6	0	10	1	3	0	3	0	5	8	1	0	4	3	0	5	14
16	0	3	12	3	1	3	0	1	0	5	2	0	0	0	3	2
10	3	1	4	11	1	3	0	2	3	1	10	1	2	1	0	2
0	0	0	0	0	0	0	0	0	0	0	3	0	0	0	0	0
402	189	641	511	101	96	397	242	79	277	212	238	128	107	685	118	154
0	0	0	0	-3	0	0	0	0	0	0	0	0	0	0	0	0

TRAFFIC CITATIONS, CRIMINAL AND CIVIL COMPLAINTS

	DELAWARE (Continued)											
	4-01	ERIE	^a 0-00	1-01	1-02	1-03	1-04	1-05	2-01	2-02	2-03	2-04
1977 POPULATION	4652			16225	16105	15645	40625	36016	14335	36946	9057	7435
Traffic Citations Filed	443	8815	0	0	0	0	0	0	0	5242	1211	496
Dispositions By:												
Guilty-Trial	28	137	0	0	0	0	0	0	0	167	42	20
Guilty Plea	445	5646	0	0	0	0	0	0	0	3156	806	383
Not Guilty	18	387	0	0	0	0	0	0	0	189	31	15
Withdrawal	20	0	0	0	0	0	0	0	0	74	39	44
Substantive Defect	0	0	0	0	0	0	0	0	0	2	0	0
Unable to Locate	4	0	0	0	0	0	0	0	0	0	4	0
Other	0	0	0	0	0	0	0	0	0	0	0	1
Total Dispositions	515	6150	0	0	0	0	0	0	0	3588	922	463
Adjustments	0	0	0	0	0	0	0	0	0	0	-1	0
Non-Traffic Citations Filed	297	0	447	286	198	419	280	390	1685	138	226	
Dispositions By:												
Guilty-Trial	9	0	125	14	1	68	18	117	36	9	6	
Guilty Plea	183	0	176	100	151	206	165	167	1171	95	188	
Not Guilty	22	0	42	35	14	31	20	78	42	10	2	
Settled	0	0	0	0	0	0	8	6	3	0	13	
Withdrawal	98	0	2	3	3	12	40	9	12	2	12	
Substantive Defect	0	0	0	0	0	6	0	0	1	0	0	
Unable to Locate	1	0	107	6	0	73	26	0	10	0	0	
Other	0	0	0	0	0	0	2	0	0	2	1	
Total Dispositions	313	0	452	158	169	396	279	377	1275	118	222	
Adjustments	0	0	0	0	0	0	0	0	0	2	0	
Summary Complaints Filed	17	0	69	136	271	747	63	142	211	36	178	
Dispositions By:												
Guilty-Trial	6	0	1	18	33	67	1	42	5	1	7	
Guilty Plea	0	0	55	18	51	412	20	54	145	17	90	
Not Guilty	1	0	12	22	76	50	16	29	11	1	2	
Settled	0	0	0	4	97	19	0	14	4	3	33	
Withdrawal	9	0	0	6	14	39	0	4	3	2	12	
Substantive Defect	0	0	0	0	0	29	0	0	1	0	1	
Unable to Locate	0	0	5	1	0	138	3	0	0	0	5	
Other	0	0	3	0	0	8	1	0	0	2	0	
Total Dispositions	16	0	76	69	271	762	41	143	169	26	150	
Adjustments	0	0	0	0	0	0	0	0	0	-1	0	
Misde/Felony Complaints Filed	52	0	195	336	266	325	190	157	393	74	109	
Dispositions By:												
Guilty Plea Misdemeanor 3	0	0	1	3	18	1	2	6	0	0	3	
Bound Over	15	0	106	79	92	114	62	61	156	14	18	
Dismissed	4	0	66	74	74	97	106	32	21	14	15	
Waiver	7	0	0	34	63	56	34	63	87	24	26	
Settled	0	0	6	9	9	9	3	6	15	4	33	
Withdrawal	22	0	10	9	46	32	8	3	12	11	8	
Fugitive	4	0	5	0	0	37	6	0	8	1	5	
Other	0	0	0	4	0	2	0	0	0	0	0	
Total Dispositions	52	0	194	212	302	348	221	171	299	68	108	
Adjustments	0	0	0	0	0	-4	0	-1	0	0	0	
Civil Complaints Filed	58	0	629	423	746	505	752	172	522	91	182	
Dispositions By:												
Trial	22	0	152	125	0	157	238	78	117	13	19	
Settled	12	0	75	40	283	93	51	37	81	25	82	
Default	23	0	221	143	390	204	431	94	242	50	65	
Dismissed Without Prejudice	3	0	1	15	51	22	6	24	8	8	1	
Withdrawal	0	0	0	7	1	2	5	0	1	3	0	
No Service	0	0	0	0	21	48	0	0	0	4	1	
Other	0	0	174	0	0	0	0	0	0	0	0	
Total Dispositions	60	0	623	330	746	526	731	233	449	103	168	
Adjustments	0	0	0	0	0	0	0	-15	0	0	0	

Note: Footnotes at the end of Tables.

NON-TRAFFIC CITATIONS BY MAGISTERIAL DISTRICTS

FAYETTE ^a															
3-01	3-02	3-03	3-04	3-05	3-06	3-07	3-08	1-01	1-02	2-01	2-02	2-03	3-01	3-02	3-03
12038	8311	8152	8122	9239	10855	16121	9032	16282	16582	14878	13561	11420	12788	13478	10378
2475	2726	1465	730	1824	5248	2444	802	914	686	643	1193	277	859	44	425
44	47	30	20	53	184	47	10	19	19	6	26	8	2	0	1
1953	2229	1130	570	1494	4475	2053	651	523	570	572	1004	188	316	72	217
36	53	15	14	23	85	69	16	97	22	9	16	33	10	0	4
6	37	27	11	51	168	60	32	2	25	2	2	10	23	2	0
2	0	0	0	0	0	5	1	6	2	0	6	15	0	0	0
1	46	0	0	0	0	34	4	0	3	0	4	13	0	8	0
6	0	0	0	0	0	0	0	1	21	0	1	9	5	0	0
2048	2412	1202	615	1621	4912	2268	714	648	662	589	1059	276	356	82	222
-57	-85	0	-1	-1	0	-12	-5	0	-9	3	-6	-4	0	0	0
152	239	78	252	191	621	355	303	584	428	175	133	167	271	20	84
31	30	8	6	15	41	14	5	16	26	0	11	10	0	0	1
97	134	54	111	113	404	241	198	275	334	107	74	97	59	9	12
4	31	8	7	14	25	23	22	35	19	9	4	11	0	0	3
0	2	2	0	0	10	1	4	2	0	0	0	1	0	0	1
4	9	8	34	15	124	29	11	16	32	0	4	1	3	0	0
1	0	0	0	0	0	0	0	0	0	0	0	2	0	0	6
3	9	0	0	0	0	34	5	1	3	0	4	12	0	1	0
4	4	0	1	0	0	0	0	1	11	0	0	4	19	3	0
144	219	80	159	157	604	342	245	346	425	116	97	138	81	13	23
-6	-16	0	0	0	0	-5	0	0	-5	0	-2	0	0	0	0
332	105	125	58	37	264	54	62	229	92	385	46	23	104	0	100
53	0	7	0	4	6	1	4	12	12	1	5	0	1	1	8
154	67	22	21	37	196	25	34	139	32	331	16	15	24	1	13
1	2	8	2	0	15	2	2	26	2	6	0	0	4	0	6
2	1	4	5	1	7	10	5	1	6	0	6	0	1	0	2
17	0	22	2	5	17	5	10	11	24	0	1	2	3	0	2
0	0	0	0	0	0	2	0	1	0	0	3	0	0	0	0
63	4	0	0	5	2	24	0	1	1	0	1	5	0	0	6
10	0	0	0	0	0	0	0	1	12	0	0	0	0	0	0
300	74	63	30	52	263	69	55	192	89	338	32	22	33	2	37
-4	-3	0	0	0	0	0	0	0	-3	0	-2	0	2	0	0
118	146	53	86	56	204	131	80	251	126	83	117	66	295	0	98
2	24	0	0	6	0	3	1	0	0	0	0	0	0	0	0
21	19	29	11	19	32	23	24	92	33	30	35	28	37	0	16
3	28	7	11	5	27	7	10	56	19	15	10	13	3	0	1
27	34	5	35	11	29	30	8	54	37	38	34	14	92	0	7
6	1	4	7	0	6	19	4	3	1	0	9	2	4	0	0
20	14	17	21	8	85	48	12	17	30	3	3	5	9	0	3
6	2	0	0	0	10	3	2	21	0	8	0	2	2	0	0
12	60	0	1	1	0	4	0	4	6	0	1	2	10	1	0
97	182	62	86	50	189	137	61	247	126	94	92	66	157	1	27
-31	-8	0	0	0	0	0	0	0	0	0	-7	-1	0	0	0
153	99	39	173	88	254	159	484	195	135	136	128	32	98	0	52
53	40	1	18	15	34	23	1	30	29	0	16	13	0	0	0
38	10	12	45	23	65	29	197	28	43	5	24	0	4	0	0
43	36	10	35	31	87	71	0	99	66	94	62	17	10	0	6
1	2	1	4	7	7	3	6	0	4	1	2	0	1	0	2
1	9	2	4	1	1	0	28	0	0	0	1	0	0	0	0
22	4	0	0	1	1	20	49	0	0	0	2	2	0	0	0
1	0	0	0	0	0	0	0	0	0	0	0	0	0	0	0
159	101	26	106	78	195	146	281	157	142	100	107	32	15	0	8
0	-3	0	0	0	0	0	0	0	0	0	-1	0	0	0	0

TRAFFIC CITATIONS, CRIMINAL AND CIVIL COMPLAINTS

	FAYETTE (continued)					FOREST/WARREN							
	3-04	3-05	3-06	3-07	3-08	2-01	3-01	3-02	3-03	3-04	4-01		
1977 POPULATION	10744	9574	9620	10164	5198	12998	12807	5170	5073	7839	00		
Traffic Citations Filed	377	721	577	512	350	1212	1479	374	524	528	00		
Dispositions By:													
Guilty—Trial	8	19	88	10	12	31	38	20	21	22	00		
Guilty Plea	270	578	412	308	360	1348	1394	333	473	389	00		
Not Guilty	45	34	5	16	8	7	9	2	5	21	00		
Withdrawal	14	10	0	9	3	4	8	2	18	20	00		
Substantive Defect	3	6	0	2	0	0	0	1	0	7	00		
Unable to Locate	2	1	3	0	1	0	7	3	1	0	00		
Other	4	0	4	6	0	0	2	0	0	0	00		
Total Dispositions	346	648	512	351	384	1390	1458	361	518	459	00		
Adjustments	-2	-4	0	0	0	0	-9	0	0	0	00		
Non-Traffic Citations Filed	163	97	97	90	52	245	197	80	99	169	00		
Dispositions By:													
Guilty—Trial	10	7	41	6	2	25	7	4	9	8	00		
Guilty Plea	120	56	19	38	48	166	153	47	64	104	00		
Not Guilty	8	5	5	9	1	10	8	1	1	3	00		
Settled	0	1	0	0	0	0	2	0	0	0	00		
Withdrawal	4	4	0	3	1	5	8	3	9	7	00		
Substantive Defect	2	1	0	0	0	0	0	0	0	1	00		
Unable to Locate	2	0	0	0	0	0	2	2	0	0	00		
Other	0	0	0	1	0	0	10	0	0	0	00		
Total Dispositions	146	74	65	57	52	206	190	57	83	123	00		
Adjustments	-2	0	-1	0	0	0	-13	-1	0	0	00		
Summary Complaints Filed	51	45	163	165	11	113	81	14	13	24	00		
Dispositions By:													
Guilty—Trial	30	4	55	5	0	9	0	0	0	1	00		
Guilty Plea	10	10	17	45	8	70	48	10	5	3	00		
Not Guilty	5	4	15	1	0	1	0	0	0	1	00		
Settled	0	6	1	1	0	1	2	3	0	6	00		
Withdrawal	6	17	4	29	3	3	2	1	1	4	00		
Substantive Defect	0	0	0	0	0	0	0	0	0	0	00		
Unable to Locate	0	3	0	1	0	0	0	2	0	0	00		
Other	0	0	1	2	0	0	0	0	3	0	00		
Total Dispositions	51	44	93	84	11	84	52	16	9	15	00		
Adjustments	0	0	0	0	0	0	-3	0	2	0	00		
Misd/Felony Complaints Filed	25	41	67	76	17	91	68	73	74	100	00		
Dispositions By:													
Guilty Plea Misdemeanor 3	1	0	0	3	0	17	3	13	6	9	00		
Bound Over	8	27	29	31	12	31	24	26	33	27	00		
Dismissed	3	9	16	15	0	2	4	1	3	2	00		
Waiver	7	8	11	21	6	23	21	14	8	14	00		
Settled	0	0	2	0	0	0	1	3	1	1	00		
Withdrawal	1	4	7	12	0	11	3	10	6	6	00		
Fugitive	0	1	0	1	1	0	1	0	0	0	00		
Other	1	0	0	0	0	3	6	4	32	0	00		
Total Dispositions	21	49	65	83	19	87	63	71	90	59	00		
Adjustments	0	0	-1	0	0	0	-3	0	13	0	00		
Civil Complaints Filed	29	74	54	86	20	285	150	105	104	81	00		
Dispositions By:													
Trial	5	22	11	5	2	23	28	12	9	7	00		
Settled	5	11	6	13	6	75	32	40	45	25	00		
Default	11	24	2	63	8	173	69	35	40	36	00		
Dismissed Without Prejudice	0	3	1	4	0	2	3	0	6	0	00		
Withdrawal	0	0	0	0	0	3	3	0	0	1	00		
No Service	0	3	0	0	0	17	6	4	0	4	00		
Other	0	0	0	0	0	0	0	0	0	0	00		
Total Dispositions	21	63	20	85	16	293	131	91	100	73	00		
Adjustments	0	0	0	0	0	0	0	0	0	0	00		

Note: Footnotes at the end of Tables.

NON-TRAFFIC CITATIONS BY MAGISTERIAL DISTRICTS

FRANKLIN/FULTON													
4-02	4-03		1-01	2-01	3-01	3-02	3-03	3-04	3-05	3-06	4-01	4-02	4-03
2949	1977		17315	18525	5913	14422	10133	16087	10671	9048	3436	3630	3710
423	799		1588	1492	1511	2055	700	1864	1309	580	3176	424	1685
7	20		24	38	86	53	12	32	18	10	49	13	25
368	747		1180	1170	1305	1847	572	1620	1239	534	2690	401	1519
4	2		22	16	2	10	7	7	5	1	1	12	4
3	6		28	90	23	15	8	18	19	1	0	6	6
2	0		0	0	1	3	0	5	0	1	0	0	0
1	0		18	0	106	88	0	1	0	0	0	0	10
0	0		2	8	0	0	9	1	0	9	13	0	0
385	775		1274	1322	1523	2016	608	1684	1281	556	2753	432	1564
-2	0		0	0	0	0	-15	-137	0	-1	-185	0	0
63	98		1234	629	57	189	129	234	179	166	33	163	66
4	5		6	21	8	11	1	8	3	1	2	7	8
63	77		622	370	44	172	81	196	147	137	26	135	76
1	2		11	9	0	6	2	6	0	1	2	1	0
0	2		1	0	3	1	0	0	0	0	0	0	0
5	3		37	71	0	6	0	7	15	14	1	8	3
0	0		0	0	0	0	0	0	0	2	0	0	0
7	0		16	0	3	6	0	0	0	0	0	0	0
0	0		1	30	0	0	4	1	0	2	0	0	10
80	89		694	501	58	202	88	218	165	157	31	151	97
-1	0		0	0	0	0	-2	-8	0	0	0	0	-8
22	9		284	96	52	91	85	133	75	22	22	65	10
1	1		1	2	29	2	2	2	5	0	3	12	3
8	2		170	53	27	44	57	121	30	22	11	41	4
0	0		5	0	4	6	0	2	1	0	0	0	0
0	3		7	0	9	4	0	1	0	1	1	3	0
6	1		14	21	5	13	7	4	31	6	4	2	1
0	0		0	0	1	0	1	0	0	0	0	0	0
1	0		6	0	6	10	0	3	0	0	0	0	0
0	1		4	0	0	0	16	4	0	10	1	1	1
16	8		207	76	81	79	83	137	67	39	20	59	9
0	0		0	0	0	0	0	-3	0	-1	0	0	0
51	19		234	100	71	99	74	82	56	42	15	50	15
5	3		0	0	0	0	0	0	0	0	0	3	0
7	2		73	22	49	36	30	16	2	11	8	16	3
7	2		5	9	2	12	5	0	0	1	0	0	0
6	5		62	17	30	28	30	38	29	20	5	16	2
0	0		29	5	0	6	0	6	2	1	0	0	1
9	5		33	22	0	9	6	10	3	2	2	5	8
0	0		5	0	0	7	0	1	1	1	0	0	0
4	0		0	0	0	0	5	3	0	2	1	6	0
38	17		207	75	81	98	76	74	37	38	16	46	14
8	0		0	0	0	0	1	0	0	-13	0	0	0
84	57		495	230	49	70	48	71	43	23	21	64	21
6	6		65	7	10	11	10	10	0	10	4	4	6
45	21		87	49	20	23	7	13	4	15	5	29	0
22	15		221	151	30	32	15	38	0	4	11	23	17
1	1		4	2	2	1	7	0	1	2	0	2	0
4	3		1	3	0	2	0	0	0	0	0	0	1
3	0		0	4	0	1	1	0	0	0	0	1	0
0	0		0	0	0	0	1	0	0	0	0	0	0
81	46		378	216	62	70	41	61	5	31	20	59	24
0	0		0	0	0	0	0	0	0	0	0	0	0

TRAFFIC CITATIONS, CRIMINAL AND CIVIL COMPLAINTS

	GREENE			HUNTINGDON				INDIANA		
	3-01	3-02	3-03	3-01	3-02	3-03	3-04	2-01	3-01	3-02
1977 POPULATION	11696	11899	12495	5797	15815	8673	8823	24869	23529	11960
Traffic Citations Filed	1216	3738	321	1280	1348	1208	638	2202	1095	570
Dispositions By:										
Guilty-Trial	25	96	9	0	30	56	13	82	31	14
Guilty Plea	861	2949	312	1192	1092	924	551	2097	1010	393
Not Guilty	35	14	3	6	28	17	1	29	9	22
Withdrawal	15	3	3	8	29	36	16	27	4	10
Substantive Defect	1	0	0	0	7	26	0	1	2	6
Unable to Locate	20	0	0	0	5	5	0	0	1	3
Other	2	0	0	1	0	0	0	0	3	0
Total Dispositions	959	3062	327	1207	1191	1064	581	2236	1060	448
Adjustments	0	0	0	0	0	0	0	-2	1	0
Non-Traffic Citations Filed	210	122	11	64	648	326	103	1140	132	153
Dispositions By:										
Guilty-Trial	30	9	2	0	11	13	10	20	17	55
Guilty Plea	127	102	8	56	431	175	174	482	84	15
Not Guilty	6	0	1	3	10	6	1	12	1	16
Settled	0	1	0	0	1	0	0	4	0	9
Withdrawal	2	2	0	3	156	17	6	118	21	7
Substantive Defect	0	0	0	0	3	6	0	5	3	0
Unable to Locate	4	1	0	0	50	1	0	0	0	10
Other	0	0	0	0	0	0	0	0	5	0
Total Dispositions	169	115	11	62	662	218	191	641	131	112
Adjustments	0	0	0	0	0	0	0	582	0	0
Summary Complaints Filed	130	251	65	8	152	34	31	901	196	136
Dispositions By:										
Guilty-Trial	6	10	2	0	2	2	6	24	9	28
Guilty Plea	64	128	32	6	94	10	22	415	156	6
Not Guilty	10	1	0	0	1	1	1	15	5	16
Settled	3	4	2	2	0	14	5	15	6	21
Withdrawal	6	8	3	0	11	3	2	36	6	15
Substantive Defect	0	0	0	0	0	0	0	11	0	0
Unable to Locate	10	4	0	0	8	1	2	0	32	12
Other	0	0	0	0	13	0	0	1	8	0
Total Dispositions	99	155	39	8	129	31	38	517	222	98
Adjustments	0	0	0	0	0	0	0	0	1	0
Misde/Felony Complaints Filed	151	257	55	40	128	77	64	261	158	155
Dispositions By:										
Guilty Plea Misdemeanor 3	0	5	0	6	4	5	4	0	0	1
Bound Over	55	57	8	8	33	25	20	115	48	20
Dismissed	9	8	4	3	15	11	1	45	11	12
Waiver	42	124	26	15	54	13	13	84	60	37
Settled	1	2	3	1	2	11	2	6	6	30
Withdrawal	16	14	4	6	13	27	19	21	20	13
Fugitive	1	1	0	0	4	0	0	0	0	0
Other	1	0	4	0	0	0	0	0	4	0
Total Dispositions	125	211	49	39	125	92	59	271	149	113
Adjustments	0	0	0	0	-2	0	0	0	-2	0
Civil Complaints Filed	188	151	42	57	270	102	86	633	262	149
Dispositions By:										
Trial	35	32	0	8	31	12	6	91	17	39
Settled	25	41	31	14	32	31	22	121	44	25
Default	98	46	14	10	153	37	63	284	178	34
Dismissed Without Prejudice	14	2	3	0	3	0	7	4	4	5
Withdrawal	2	2	0	3	3	1	0	2	0	4
No Service	6	7	0	0	0	4	1	1	10	4
Other	0	0	0	0	0	0	0	0	1	0
Total Dispositions	180	130	48	35	222	85	99	503	254	111
Adjustments	0	0	0	0	0	0	0	0	0	0

Note: Footnotes at the end of Tables.

NON-TRAFFIC CITATIONS BY MAGISTERIAL DISTRICTS

JEFFERSON				JUNIATA/PERRY					LACKAWANA				
3-03	3-01	3-02	3-03	3-01	^a 3-02	3-03	3-04	3-05	1-01	1-02	1-03	1-04	1-05
19093	15580	14626	13489	8988	7724	11711	10987	5917	20772	18232	25212	21627	16371
1705	2881	2331	2594	1188	1010	1357	1131	142	998	8317	798	205	179
94	56	63	43	13	38	34	80	1	38	12	107	9	14
1318	2460	1968	2353	1138	807	1228	950	138	750	3195	499	90	84
52	17	25	14	13	8	9	4	1	11	36	8	32	29
7	19	41	17	2	6	56	20	0	0	157	137	26	2
7	24	0	1	0	0	0	4	1	0	193	0	0	1
11	24	0	0	0	0	1	14	0	1	413	0	12	0
8	0	9	0	0	1	1	0	0	0	1012	0	3	0
1497	2600	2106	2428	1166	860	1329	1072	141	800	5018	751	172	130
-4	-343	0	0	0	0	-3	0	0	0	0	0	-9	0
395	476	200	208	41	101	145	267	41	102	233	41	85	89
81	21	20	6	4	3	8	9	3	42	112	1	38	48
198	296	144	183	38	75	119	193	27	39	49	16	23	12
32	8	3	5	4	2	4	3	3	3	5	5	12	3
4	8	0	2	0	0	0	0	0	11	5	0	0	0
32	2	13	1	1	1	8	11	3	1	28	4	13	13
2	2	0	0	0	0	0	1	0	0	3	0	0	0
3	0	0	0	0	0	2	5	0	1	8	0	4	0
0	0	0	0	0	1	2	0	0	0	2	0	0	0
352	337	180	197	47	82	143	222	36	97	212	26	90	76
0	-151	0	0	0	0	0	0	0	0	7	0	0	0
198	441	114	243	153	61	190	203	55	250	200	46	135	148
42	76	9	3	3	2	10	2	1	75	50	3	35	24
110	190	53	185	100	23	72	144	13	62	12	12	18	22
38	25	3	2	1	2	7	0	0	8	6	3	11	18
21	38	2	0	1	3	40	1	13	23	51	16	47	17
18	33	13	1	1	2	21	28	0	8	41	7	16	29
1	3	0	0	0	0	0	0	0	0	0	0	0	0
13	0	0	0	0	0	12	11	2	0	21	0	3	9
6	0	0	7	0	1	0	0	0	0	0	0	8	0
249	365	80	198	106	33	162	186	29	176	181	41	138	119
0	-82	0	0	0	0	-1	0	0	0	4	0	0	0
189	101	138	107	45	37	74	138	61	127	381	200	89	131
0	17	11	4	1	0	0	0	1	0	17	10	1	1
80	23	31	14	40	38	29	31	30	74	61	58	16	29
36	6	8	12	4	2	4	0	8	6	59	15	15	16
20	51	52	34	1	3	24	46	10	11	52	27	16	14
16	0	1	2	2	0	0	39	0	4	23	37	8	6
17	32	31	30	4	5	13	17	6	2	95	27	23	18
0	0	1	0	0	0	0	4	1	3	5	0	1	3
0	4	3	0	5	1	3	0	0	0	10	0	0	0
169	133	138	96	57	49	73	137	56	100	322	174	80	87
0	0	0	1	0	0	0	0	0	0	2	0	-5	-1
179	247	257	316	92	157	193	210	107	188	935	200	230	306
101	65	24	35	17	9	42	21	37	86	144	54	73	48
31	47	38	44	22	58	40	52	30	35	209	55	40	35
14	124	113	243	58	130	103	192	75	27	413	64	63	111
0	9	3	1	2	0	7	4	0	1	22	4	12	8
0	0	3	0	1	1	1	0	6	7	30	9	5	3
0	0	2	0	1	0	0	0	0	0	51	5	2	7
0	0	0	0	0	0	0	0	0	0	1	0	0	0
146	245	183	323	101	198	193	269	148	156	870	191	195	212
0	0	0	0	3	0	0	0	0	0	0	0	0	0

TRAFFIC CITATIONS, CRIMINAL AND CIVIL COMPLAINTS

	LACKAWANNA (Continued)								LANCASTER			
	1-06	1-07	1-08	2-01	3-01	3-02	3-03	3-04	1-01	1-02	2-01	
1977 POPULATION	21254	18168	17427	11339	20873	10146	18154	14532		15916	18007	13978
Traffic Citations Filed	216	680	1409	419	3467	3198	605	1977		5682	3155	2096
Dispositions By:												
Guilty--Trial	1	19	9	3	198	55	4	529		77	36	12
Guilty Plea	118	402	938	283	1731	2702	474	1183		2558	1583	1411
Not Guilty	15	14	59	39	155	35	8	24		45	39	12
Withdrawal	34	24	46	58	49	0	95	33		69	37	2
Substantive Defect	0	0	39	0	20	0	0	1		88	13	1
Unable to Locate	3	0	0	14	1	0	9	0		602	0	0
Other	0	8	0	2	22	40	0	0		1288	25	573
Total Dispositions	171	467	1091	399	2176	2832	590	1770		4727	1733	2011
Adjustments	-1	0	0	-1	-8	0	-1	0		-13	-8	0
Non-Traffic Citations Filed	44	121	186	76	317	157	120	306		948	689	876
Dispositions By:												
Guilty--Trial	11	7	0	2	44	15	5	36		44	5	15
Guilty Plea	15	29	110	35	248	121	97	202		462	277	427
Not Guilty	5	6	1	6	14	16	3	17		7	10	15
Settled	5	3	0	17	5	1	0	0		0	3	21
Withdrawal	3	11	2	6	8	4	4	49		33	26	20
Substantive Defect	0	0	4	0	6	0	0	0		4	0	3
Unable to Locate	0	1	0	1	0	0	0	0		183	0	94
Other	0	24	0	0	1	7	0	0		146	33	236
Total Dispositions	39	81	117	67	326	164	109	304		879	354	831
Adjustments	0	0	0	0	2	0	-2	0		-7	0	0
Summary Complaints Filed	236	255	280	35	198	99	77	1074		261	234	260
Dispositions By:												
Guilty--Trial	50	42	34	2	14	10	4	22		3	0	2
Guilty Plea	69	56	107	36	120	68	39	103		95	81	68
Not Guilty	23	7	3	0	10	1	2	51		5	9	0
Settled	31	1	7	5	11	1	4	146		3	5	40
Withdrawal	27	19	26	11	15	27	6	26		90	11	22
Substantive Defect	0	0	0	0	0	0	0	9		1	0	1
Unable to Locate	9	10	0	9	0	0	2	39		92	0	15
Other	2	1	1	0	2	1	2	37		0	10	13
Total Dispositions	211	136	178	63	172	108	59	433		289	116	161
Adjustments	34	-1	0	0	1	-14	0	0		0	0	0
Misde/Felony Complaints Filed	196	134	122	41	135	53	49	123		188	194	184
Dispositions By:												
Guilty Plea Misdemeanor 3	7	1	3	3	4	3	1	4		3	0	3
Bound Over	39	30	25	11	36	38	14	29		107	115	112
Dismissed	43	22	4	6	16	17	8	30		16	18	14
Waiver	11	25	29	7	43	11	14	26		33	31	39
Settled	13	0	2	5	21	0	0	1		4	0	2
Withdrawal	29	15	11	6	26	9	10	10		14	15	12
Fugitive	3	1	0	7	5	0	2	3		9	9	7
Other	34	1	0	2	0	3	0	2		1	0	3
Total Dispositions	179	95	74	47	151	81	49	105		187	188	192
Adjustments	1	0	-3	0	-1	0	0	3		0	0	0
Civil Complaints Filed	378	283	163	124	332	116	215	312		337	239	417
Dispositions By:												
Trial	127	76	31	29	69	23	37	10		58	65	117
Settled	65	26	10	21	79	16	25	99		69	36	32
Default	138	52	59	58	138	62	91	133		164	101	206
Dismissed Without Prejudice	27	6	5	5	4	12	2	8		0	6	5
Withdrawal	10	9	7	2	4	1	5	4		16	6	14
No Service	26	8	0	0	4	3	2	2		9	14	4
Other	0	2	0	0	1	0	0	10		0	0	0
Total Dispositions	393	179	112	115	299	117	162	266		316	228	378
Adjustments	0	0	0	0	0	0	0	0		0	0	0

Note: Footnotes at the end of Tables.

NON-TRAFFIC CITATIONS BY MAGISTERIAL DISTRICTS

2-02	a 2-03	b 2-04	2-05	2-06	3-01	c 3-02	3-03	3-04	3-05	3-06	3-07	3-08	3-09	3-10	3-11	3-12
13184	10329	21539	22719	11237	24458	19668	10821	15273	15350	20052	12686	19175	15462	14356	17996	10882
4043	1344	1851	1881	727	2556	2581	1102	755	765	1621	2167	2373	1240	3000	1848	1167
181	17	63	45	31	56	65	34	16	20	55	66	37	35	69	50	21
2434	869	1601	1716	603	2244	2383	1056	678	623	1390	1905	2160	1107	2700	1500	1053
71	26	44	25	26	19	12	5	7	21	15	13	28	15	10	22	7
117	20	50	76	19	28	8	4	4	7	55	65	72	48	72	70	28
0	4	0	1	9	10	6	6	0	1	26	0	0	1	0	2	6
311	44	32	36	21	112	18	5	2	1	1	2	3	33	2	3	37
0	0	29	1	0	55	1	19	1	36	7	0	0	0	3	123	0
3114	980	1819	1900	709	2524	2493	1129	708	709	1549	2051	2300	1239	2856	1770	1152
-17	0	0	-16	16	0	0	0	-20	-13	2	-115	0	-3	0	0	0
1120	205	235	471	395	370	271	202	227	100	302	224	462	313	250	376	520
62	18	4	11	29	12	18	3	16	6	25	5	24	3	7	25	12
509	107	134	382	322	300	184	190	200	75	196	187	288	253	251	218	426
11	5	0	9	30	7	0	1	3	1	4	4	12	5	2	8	10
0	0	0	0	0	0	0	0	1	0	5	0	0	0	0	1	0
40	1	8	21	9	12	5	3	4	2	22	10	11	23	8	2	19
0	0	0	3	1	5	0	2	0	0	3	0	0	0	0	0	10
20	11	7	25	8	39	12	6	10	0	22	0	1	18	7	0	10
0	0	0	0	0	27	0	1	1	1	4	0	0	0	0	0	0
642	142	153	451	399	402	219	206	235	85	281	206	336	302	275	254	487
0	0	0	-2	20	0	0	0	-11	-2	0	-14	0	0	0	0	0
338	95	188	221	84	80	220	24	254	118	23	15	141	50	81	105	156
21	1	5	5	5	0	8	0	10	10	3	2	6	1	1	10	3
119	68	87	171	59	34	109	33	204	78	18	7	20	44	70	29	140
5	4	2	2	8	0	3	0	5	3	3	0	0	0	3	2	1
0	1	0	1	1	1	3	1	2	1	0	0	0	0	0	0	0
14	7	6	5	5	2	11	3	19	4	2	7	9	3	3	1	7
0	0	0	0	1	1	0	0	0	1	0	0	0	0	0	0	3
43	16	7	31	3	11	73	5	31	8	1	0	0	14	4	0	15
0	0	0	0	0	4	0	4	4	0	0	0	0	1	0	0	0
202	97	107	215	82	53	207	46	275	105	27	16	35	63	81	42	169
0	0	0	0	0	0	0	0	-2	0	0	0	0	0	0	0	0
220	120	132	118	122	172	188	61	99	69	84	65	98	100	73	77	134
4	1	5	7	0	6	1	2	0	0	5	0	6	0	0	5	0
124	101	49	41	97	76	78	41	27	26	44	46	27	34	26	40	65
11	1	1	8	18	4	7	2	8	1	14	0	5	11	5	1	7
49	2	32	28	17	52	74	4	19	17	14	13	27	27	22	9	53
0	0	1	0	0	2	2	1	1	0	0	0	1	0	0	0	0
45	10	15	33	1	11	24	12	16	14	13	7	8	11	11	2	21
11	1	7	1	0	6	4	2	15	5	6	14	5	10	0	0	5
0	0	2	0	2	5	0	2	2	7	0	0	0	3	0	0	1
244	116	112	118	135	162	190	66	88	70	96	80	79	96	64	57	152
0	0	0	0	0	0	0	0	-2	-1	0	2	0	0	0	0	0
505	92	409	470	136	233	195	119	360	139	174	77	333	164	247	218	406
4	0	63	69	33	37	12	13	60	6	10	33	58	14	24	174	49
10	16	59	93	27	54	63	53	118	32	90	10	65	32	55	41	130
324	41	198	280	81	123	86	48	184	75	64	32	150	79	136	0	173
8	0	3	5	10	3	108	1	4	3	2	3	3	3	3	0	28
1	0	4	14	2	2	15	1	12	5	1	8	24	5	3	1	3
52	0	2	32	0	1	11	7	3	3	7	1	3	8	2	0	8
0	0	0	0	0	0	0	0	0	0	0	0	0	0	0	0	0
399	57	329	493	153	220	295	123	381	124	174	87	303	141	223	216	391
0	0	0	0	8	0	0	0	-1	0	0	0	0	0	0	0	0

TRAFFIC CITATIONS, CRIMINAL AND CIVIL COMPLAINTS

	LAWRENCE					LEBANON						
	1-01	3-01	3-02	3-03	3-04	1-01	^a 1-02	^b 2-02	3-01	3-02	3-03	
1977 POPULATION	38559	19901	16573	14925	17416	13133	9860	9908	11021	13926	12311	
Traffic Citations Filed	782	1589	1641	1277	1821	1787	1255	179	631	1093	3033	
Dispositions By:												
Guilty-Trial	17	43	34	57	44	33	33	2	21	24	79	
Guilty Plea	599	1252	1347	1069	1653	1268	660	210	572	988	2904	
Not Guilty	32	56	37	24	27	21	10	1	7	15	11	
Withdrawal	24	85	67	38	31	67	44	6	16	6	100	
Substantive Defect	2	11	1	0	0	47	35	0	2	36	3	
Unable to Locate	13	16	0	0	0	75	1	10	2	3	0	
Other	12	12	0	16	0	5	16	10	4	2	2	
Total Dispositions	699	1475	1486	1204	1755	1516	799	239	624	1074	3099	
Adjustments	-3	0	0	-1	0	0	0	0	-5	0	0	
Non-Traffic Citations Filed	267	634	205	322	310	1199	412	77	155	436	408	
Dispositions By:												
Guilty-Trial	7	21	3	27	9	39	18	5	9	7	56	
Guilty Plea	139	420	143	88	245	545	164	55	109	312	271	
Not Guilty	23	41	17	11	3	19	15	2	8	9	8	
Settled	16	4	2	133	0	4	3	0	0	6	0	
Withdrawal	13	36	7	22	6	74	18	5	7	26	31	
Substantive Defect	0	7	2	0	0	9	4	1	2	4	1	
Unable to Locate	13	11	1	0	0	145	3	1	0	6	0	
Other	14	13	3	3	1	2	3	6	2	3	3	
Total Dispositions	225	553	178	284	264	837	228	75	137	373	370	
Adjustments	0	0	0	0	0	0	0	0	-6	-2	0	
Summary Complaints Filed	289	73	64	105	122	15	38	2	43	30	213	
Dispositions By:												
Guilty-Trial	14	7	1	6	3	0	0	0	2	0	4	
Guilty Plea	79	54	33	41	61	15	19	0	22	11	125	
Not Guilty	24	2	1	0	7	0	0	0	1	0	0	
Settled	92	1	0	40	0	0	0	0	0	0	1	
Withdrawal	48	0	12	14	20	1	0	0	7	0	28	
Substantive Defect	1	0	1	0	0	0	0	0	1	0	0	
Unable to Locate	14	0	17	2	0	0	0	0	0	2	0	
Other	7	0	0	0	1	0	0	0	1	0	0	
Total Dispositions	279	64	65	103	92	16	19	0	34	13	158	
Adjustments	-3	1	0	0	0	0	0	0	0	0	0	
Misde/Felony Complaints Filed	430	150	113	85	88	195	194	20	44	62	144	
Dispositions By:												
Guilty Plea Misdemeanor 3	12	11	12	11	12	0	0	0	0	0	0	
Bound Over	166	46	40	34	30	102	113	20	25	20	99	
Dismissed	124	33	23	15	7	15	17	2	3	2	4	
Waiver	7	1	8	3	10	42	43	3	7	10	31	
Settled	22	7	0	4	0	1	11	0	1	8	1	
Withdrawal	75	29	21	11	17	11	1	5	1	2	14	
Fugitive	26	0	1	6	0	21	5	4	4	2	0	
Other	53	0	0	1	13	4	0	0	0	4	1	
Total Dispositions	485	127	105	85	89	196	190	34	41	48	150	
Adjustments	-6	0	0	0	0	0	0	0	-3	-1	0	
Civil Complaints Filed	486	223	108	145	121	402	280	39	121	90	258	
Dispositions By:												
Trial	152	30	22	9	19	95	59	12	15	12	11	
Settled	69	25	22	63	29	99	63	6	23	21	78	
Default	254	121	48	61	43	230	125	14	82	42	15	
Dismissed Without Prejudice	20	15	1	2	1	1	4	2	4	0	5	
Withdrawal	3	1	0	6	0	10	12	0	3	0	32	
No Service	4	1	3	1	1	20	8	2	1	0	33	
Other	9	1	1	0	6	0	0	0	0	1	7	
Total Dispositions	511	194	97	142	99	455	271	36	128	76	188	
Adjustments	-3	0	0	0	0	0	0	0	2	0	2	

Note: Footnotes at the end of Tables.

TRAFFIC CITATIONS, CRIMINAL AND CIVIL COMPLAINTS

	LEHIGH (Continued)											
	3-04	LUZERNE	1-01	1-02	1-03	1-04	1-05	1-06	1-07	1-08	2-01	2-02
1977 POPULATION	21413	32391	32863	30426	20634	23351	18325	19586	19106	21467	20510	
Traffic Citations Filed	3107	336	930	1339	184	1436	1432	1009	600	883	2507	
Dispositions By:												
Guilty—Trial	100	2	35	19	8	39	44	33	3	21	77	
Guilty Plea	2819	236	499	929	67	600	1184	676	347	542	2101	
Not Guilty	16	1	12	55	3	102	14	30	26	61	118	
Withdrawal	80	49	31	797	9	20	121	33	16	103	59	
Substantive Defect	0	0	0	0	1	0	0	6	0	3	0	
Unable to Locate	0	0	7	0	0	11	56	81	0	5	4	
Other	0	0	4	0	0	0	0	0	0	0	0	
Total Dispositions	3015	288	588	1800	88	772	1419	859	392	735	2359	
Adjustments	0	0	0	0	0	0	3	-1	0	0	0	
Non-Traffic Citations Filed	363	164	478	307	226	286	347	333	450	296	269	
Dispositions By:												
Guilty—Trial	7	4	36	1	16	17	18	9	2	7	11	
Guilty Plea	218	43	231	184	72	189	267	163	216	156	211	
Not Guilty	2	4	11	16	18	47	7	12	7	45	13	
Settled	0	0	6	0	1	1	4	6	0	1	0	
Withdrawal	39	2	26	30	8	4	44	24	8	12	42	
Substantive Defect	0	0	1	0	0	0	0	4	0	0	0	
Unable to Locate	0	0	10	0	2	0	77	23	0	2	0	
Other	1	0	4	0	0	0	0	0	0	0	0	
Total Dispositions	267	53	325	231	117	258	417	241	233	223	277	
Adjustments	0	0	1	0	0	0	0	0	0	0	0	
Summary Complaints Filed	261	265	190	202	108	83	125	141	171	152	182	
Dispositions By:												
Guilty—Trial	9	17	42	29	18	34	3	10	57	51	18	
Guilty Plea	54	22	81	14	10	16	29	56	13	1	40	
Not Guilty	3	13	3	5	7	30	2	3	13	3	0	
Settled	0	4	43	36	15	4	39	30	66	84	35	
Withdrawal	111	9	27	23	20	17	16	18	10	26	25	
Substantive Defect	0	0	0	0	0	0	0	0	0	0	0	
Unable to Locate	0	0	14	0	0	0	10	2	0	2	2	
Other	0	0	1	0	0	0	0	0	0	0	0	
Total Dispositions	177	65	211	107	70	101	99	119	159	167	120	
Adjustments	0	0	0	0	0	0	-1	0	0	0	0	
Misdemeanor/Felony Complaints Filed	204	185	330	177	50	193	113	74	87	153	247	
Dispositions By:												
Guilty Plea Misdemeanor 3	11	0	11	4	5	4	11	4	0	3	1	
Bound Over	73	103	71	25	18	33	6	27	27	23	40	
Dismissed	18	4	75	9	1	60	4	2	13	22	24	
Waiver	50	3	91	61	15	33	34	17	15	15	56	
Settled	0	3	5	4	6	16	6	10	6	34	5	
Withdrawal	32	10	18	19	10	5	17	13	13	40	30	
Fugitive	0	2	2	0	0	0	5	1	0	0	0	
Other	3	0	0	0	0	0	1	0	0	0	0	
Total Dispositions	187	125	273	122	55	151	84	74	74	137	156	
Adjustments	0	0	0	0	0	0	-2	0	0	0	0	
Civil Complaints Filed	325	337	508	520	154	227	293	127	254	188	331	
Dispositions By:												
Trial	0	276	21	1	1	65	49	32	12	73	49	
Settled	59	23	126	55	71	57	30	25	66	34	59	
Default	166	0	217	358	49	63	106	46	133	74	88	
Dismissed Without Prejudice	17	2	44	1	0	1	12	4	6	0	4	
Withdrawal	3	1	71	5	0	0	38	0	2	14	6	
No Service	0	0	29	1	0	1	10	0	0	1	9	
Other	0	0	0	0	0	0	0	0	0	0	0	
Total Dispositions	245	302	508	421	121	187	245	107	219	196	215	
Adjustments	0	0	0	0	0	0	1	0	0	0	0	

Note: Footnotes at the end of Tables.

**NON-TRAFFIC CITATIONS
BY MAGISTERIAL DISTRICTS**

										LYCOMING					
2-03	3-01	3-02	3-03	3-04	3-05	3-06	3-07	3-08	3-09	1-01	1-02	3-01	3-02	3-03	
18352	8704	10918	9392	13678	10473	8696	7775	12727	12573		21450	19950	23317	23888	24871
1614	1021	1235	2891	1218	1368	1426	2347	765	1223		3714	2448	4678	1988	2649
59	37	28	107	14	60	134	67	29	31		178	26	131	86	278
1500	862	1090	2257	1087	1246	928	2253	570	1080		3144	1421	3986	1894	2042
23	27	13	299	37	9	25	42	57	44		184	43	29	76	56
13	3	11	101	20	37	15	11	22	48		224	163	80	20	65
0	1	0	3	0	0	0	0	11	0		0	0	0	0	0
0	16	0	0	0	0	0	0	2	3		381	0	0	0	2
0	7	1	0	6	0	10	0	6	14		2	9	0	0	0
1595	953	1143	2767	1164	1352	1112	2373	697	1220		4113	1662	4226	2076	2443
0	0	-1	0	0	0	9	0	0	0		0	-1	0	0	-218
233	48	84	92	196	159	141	181	287	167		685	374	653	459	426
21	7	7	9	13	13	7	26	24	8		55	22	16	19	5
194	29	42	92	139	127	64	131	217	105		324	128	270	304	216
5	6	0	17	15	1	5	2	34	20		43	17	14	17	10
0	0	0	3	0	0	3	1	3	0		15	41	0	0	0
2	1	4	14	22	3	3	6	13	16		22	27	73	15	63
1	0	0	0	0	0	0	0	5	0		0	0	0	0	0
0	4	0	0	10	0	0	0	20	3		2	0	0	0	1
0	1	0	0	7	0	0	0	12	0		0	8	5	0	0
223	48	53	135	206	144	82	166	328	152		461	243	378	355	295
0	0	0	16	11	0	0	0	0	0		0	0	0	0	-81
77	53	59	85	198	43	57	326	142	55		297	128	284	166	402
59	16	23	0	6	6	3	37	17	3		49	4	8	7	0
0	15	12	48	139	6	1	263	71	4		104	36	102	114	141
10	16	13	3	2	1	3	1	25	10		29	6	8	10	8
1	1	2	5	9	3	14	8	6	1		7	4	4	2	0
1	4	17	23	25	9	3	18	11	4		14	43	65	8	99
0	0	0	0	0	0	0	0	0	0		0	0	0	0	0
0	0	0	0	28	0	0	0	8	0		7	0	0	0	26
0	1	0	0	2	0	0	0	1	0		0	2	4	0	5
71	53	67	79	211	25	24	327	139	22		210	95	191	141	279
0	0	0	-8	0	0	0	0	0	0		0	-2	0	0	-87
89	28	60	110	110	91	41	92	119	52		251	338	262	176	190
0	4	7	1	9	7	2	5	5	5		8	22	12	3	10
39	8	14	8	6	30	4	20	25	12		55	115	23	72	50
8	6	3	6	9	1	6	6	18	9		26	34	4	17	9
19	7	10	31	50	29	109	44	26	11		65	77	103	47	67
14	0	7	1	4	1	2	2	0	9		0	18	0	4	0
2	6	12	22	7	3	9	14	25	2		30	46	22	23	21
1	0	0	8	0	1	0	0	5	3		0	0	2	4	2
0	0	0	0	0	0	0	0	1	0		33	10	5	0	2
83	31	53	77	85	72	132	91	105	51		217	322	171	170	161
0	0	0	0	-21	0	1	0	-2	0		0	0	0	0	-15
70	55	162	50	232	96	61	92	99	64		241	762	352	252	453
66	10	6	12	43	26	10	23	23	25		64	31	76	146	59
1	19	98	17	38	30	21	28	20	6		50	150	46	19	72
0	17	1	47	108	39	39	33	37	32		79	392	164	56	269
0	2	1	1	0	0	0	3	3	2		18	3	5	1	0
0	0	20	1	6	0	0	0	0	0		7	27	2	11	2
0	0	5	0	2	0	0	0	0	0		2	7	8	0	22
0	0	1	0	6	0	0	0	0	0		347	166	0	0	0
67	48	132	78	203	95	70	87	83	65		567	776	301	233	424
0	0	0	0	0	0	9	0	0	0		3	0	0	0	0

TRAFFIC CITATIONS, CRIMINAL AND CIVIL COMPLAINTS

	MCKEAN					MERCER					MIFFLIN		
	1-01	3-01	3-02	3-03	3-04	2-01	2-02	3-01	3-02	3-03			
1977 POPULATION	12672	6605	10064	11777	10797	28779	32276	20168	20491	25461			
Traffic Citations Filed	345	340	735	1253	1112	865	2330	6026	3640	2163			
Dispositions By:													
Guilty—Trial	6	5	11	61	22	24	36	125	335	71			
Guilty Plea	286	315	693	985	990	624	1475	5338	2756	1608			
Not Guilty	3	3	10	13	11	5	38	50	94	51			
Withdrawal	7	0	0	42	14	136	60	169	59	232			
Substantive Defect	2	.6	0	1	14	0	2	0	1	0			
Unable to Locate	4	1	0	0	1	0	0	18	0	24			
Other	0	1	0	0	9	0	5	0	10	4			
Total Dispositions	308	331	714	1102	1061	789	1616	5700	3255	1990			
Adjustments	0	-1	0	0	-2	-7	0	0	0	0			
Non-Traffic Citations Filed	236	78	157	123	148	548	507	265	351	577			
Dispositions By:													
Guilty—Trial	11	1	4	10	6	29	6	16	9	25			
Guilty Plea	167	66	126	73	118	459	273	195	262	490			
Not Guilty	5	3	1	3	5	2	13	1	9	15			
Settled	0	0	2	0	0	0	0	0	0	0			
Withdrawal	9	0	0	9	3	40	49	24	14	39			
Substantive Defect	1	1	0	0	4	0	0	0	0	3			
Unable to Locate	11	0	0	0	2	0	0	0	0	4			
Other	1	0	0	2	1	1	3	0	1	3			
Total Dispositions	205	71	133	97	139	531	344	236	295	579			
Adjustments	0	0	0	0	0	-6	0	0	0	0			
Summary Complaints Filed	267	10	196	103	81	296	1120	241	272	487			
Dispositions By:													
Guilty—Trial	23	2	6	5	4	22	8	9	3	4			
Guilty Plea	160	4	164	44	56	148	465	99	92	281			
Not Guilty	7	1	0	9	1	6	11	11	0	8			
Settled	0	1	4	0	0	2	11	41	5	9			
Withdrawal	19	2	4	10	13	45	124	65	3	80			
Substantive Defect	0	0	0	1	0	0	0	0	0	0			
Unable to Locate	20	4	0	1	0	0	2	34	0	35			
Other	0	0	0	0	0	2	0	0	4	14			
Total Dispositions	229	14	178	70	74	225	621	259	107	431			
Adjustments	0	0	0	0	0	0	0	-4	0	0			
Misde/Felony Complaints Filed	151	38	94	71	83	241	302	152	168	140			
Dispositions By:													
Guilty Plea Misdemeanor 3	13	1	4	5	5	2	15	31	25	9			
Bound Over	73	9	31	16	32	81	109	49	46	42			
Dismissed	20	1	4	8	12	11	23	15	22	18			
Waiver	20	14	25	11	12	6	31	5	3	5			
Settled	0	2	6	1	7	2	11	10	6	19			
Withdrawal	32	8	7	25	24	92	52	30	2	64			
Fugitive	3	0	0	2	0	9	4	4	0	7			
Other	2	0	0	0	0	0	1	0	4	2			
Total Dispositions	163	35	77	68	92	203	246	144	108	166			
Adjustments	2	0	0	0	0	-79	0	-5	0	-2			
Civil Complaints Filed	630	100	219	197	260	495	769	383	275	577			
Dispositions By:													
Trial	116	8	17	16	20	165	31	66	98	72			
Settled	125	27	57	25	71	74	201	229	78	121			
Default	373	58	94	123	158	181	204	41	123	334			
Dismissed Without Prejudice	30	8	7	5	17	21	14	18	4	25			
Withdrawal	2	2	0	0	0	37	17	34	5	1			
No Service	7	0	0	1	3	7	20	26	2	5			
Other	0	0	0	0	0	0	0	0	2	0			
Total Dispositions	653	103	175	170	269	485	487	414	312	558			
Adjustments	0	0	0	0	0	0	0	-2	0	0			

Note: Footnotes at the end of Tables.

NON-TRAFFIC CITATIONS BY MAGISTERIAL DISTRICTS

		MONROE/PIKE													
3-01	3-02	2-01	2-02	3-01	3-02	3-03	3-04	3-05	3-06	4-01	4-02				
26441	18827	5451	7894	4830	8450	6067	5293	5806	6012	4326	4036				
1743	1026	627	560	3703	826	3550	599	1111	1240	1284	533				
39	16	23	21	66	22	71	9	22	13	30	15				
1407	984	480	466	3278	536	3341	511	927	1051	985	406				
27	11	9	9	11	14	16	3	10	7	6	3				
19	15	1	24	24	42	51	18	17	8	13	4				
17	0	4	0	0	0	0	0	4	0	0	0				
228	0	0	0	0	6	0	0	21	0	0	1				
0	0	18	0	2	10	0	12	0	1	0	8				
1737	1026	535	520	3381	630	3479	553	1001	1080	1034	437				
-2	0	0	0	0	0	0	-39	0	0	0	0				
673	273	447	568	264	233	86	44	44	168	81	62				
12	2	48	48	21	15	12	4	3	20	6	5				
463	190	296	386	127	129	50	26	32	116	49	34				
18	6	15	7	5	5	6	2	0	2	0	3				
0	0	7	9	0	25	0	0	0	2	0	0				
42	30	11	109	18	13	9	0	3	93	5	3				
4	0	8	6	0	0	0	0	0	0	0	0				
23	0	27	0	0	0	2	0	2	0	9	9				
0	0	2	0	1	3	0	6	1	0	1	5				
562	228	414	565	172	190	79	38	41	233	70	59				
-18	0	0	0	0	0	0	0	0	0	0	0				
194	135	253	124	16	1	49	116	47	50	27	189				
1	0	10	21	6	0	1	3	2	15	3	9				
126	81	85	80	13	0	23	18	23	28	12	90				
5	0	3	0	1	0	2	3	0	1	0	5				
0	6	6	23	1	5	0	21	6	2	0	6				
27	2	4	50	5	1	11	5	4	2	8	18				
1	0	1	0	0	0	0	0	0	0	0	0				
30	0	3	0	0	0	2	0	1	0	0	3				
1	0	0	0	3	0	0	18	0	1	0	1				
191	89	112	174	29	6	39	68	36	49	23	132				
-2	0	0	0	0	0	0	0	0	0	0	0				
170	126	198	122	32	124	94	15	32	37	18	60				
0	1	11	2	2	4	2	0	3	1	2	6				
59	38	69	52	21	39	36	1	11	13	3	23				
12	1	20	12	2	19	8	0	2	4	2	8				
43	66	12	16	2	12	2	0	3	1	0	4				
4	4	7	23	0	4	0	0	1	1	1	1				
49	29	39	17	8	43	27	3	9	3	8	12				
2	0	7	1	0	0	5	0	0	0	0	0				
14	0	0	0	2	2	0	3	8	0	0	8				
183	139	165	123	37	123	80	7	37	23	16	62				
-1	0	0	0	0	0	0	0	0	0	0	0				
382	369	407	363	339	275	212	187	363	1046	55	140				
49	10	93	83	72	43	59	6	24	38	10	33				
139	94	63	148	151	76	73	64	49	289	16	48				
169	219	202	105	190	97	39	33	276	819	19	47				
6	9	5	18	2	4	5	1	7	172	0	0				
5	2	0	12	3	7	6	0	5	21	5	3				
6	1	4	23	0	0	10	1	2	2	5	0				
0	0	0	0	0	11	0	7	0	14	0	0				
374	335	367	389	418	238	192	112	363	1355	55	131				
0	0	0	0	0	0	0	4	0	0	0	0				

TRAFFIC CITATIONS, CRIMINAL AND CIVIL COMPLAINTS

MONTGOMERY	1-01	1-02	1-03	1-04	1-05	1-06	1-07	1-08	1-09	1-10	1-11	1-12
1977 POPULATION	24293	23114	23114	32731	32732	34272	34271	22394	29329	27249	20270	18266
Traffic Citations Filed	1402	2562	3644	1880	1787	15882	22224	1164	6464	3238	3104	2032
Dispositions By:												
Guilty—Trial	74	90	143	165	146	1562	434	49	271	141	80	57
Guilty Plea	1093	1669	1975	1285	1131	10895	13181	571	5305	2033	2352	1538
Not Guilty	52	90	197	98	55	574	3536	29	240	194	126	80
Withdrawal	22	38	302	86	82	0	1719	78	217	129	133	337
Substantive Defect	0	102	90	1	9	0	115	31	0	45	2	0
Unable to Locate	93	106	1685	522	0	0	1514	318	373	146	94	114
Other	9	474	18	125	87	0	0	38	0	6	6	24
Total Dispositions	1343	2569	4410	2282	1510	13031	20499	1114	6406	2694	2793	2150
Adjustments	0	0	-31	0	0	0	0	0	0	0	0	-2
Non-Traffic Citations Filed	545	281	492	684	338	1456	1339	579	1412	489	559	669
Dispositions By:												
Guilty—Trial	20	36	63	117	53	373	133	59	51	31	27	17
Guilty Plea	342	153	257	397	213	1144	974	433	1016	218	368	366
Not Guilty	24	24	28	55	37	118	264	34	20	18	27	18
Settled	3	0	1	0	0	0	0	0	2	1	0	0
Withdrawal	11	11	15	39	7	0	7	28	90	12	45	65
Substantive Defect	0	10	0	1	1	0	0	11	0	4	1	0
Unable to Locate	108	2	476	68	0	0	62	67	4	27	20	11
Other	2	2	3	28	9	0	0	0	0	2	12	0
Total Dispositions	510	238	843	705	320	1635	1440	632	1183	313	500	477
Adjustments	0	0	2	0	0	0	0	1	0	0	0	0
Summary Complaints Filed	145	87	133	227	140	151	20	62	196	135	172	177
Dispositions By:												
Guilty—Trial	4	5	18	21	33	76	2	7	13	8	49	25
Guilty Plea	38	33	61	79	29	46	25	31	24	28	15	43
Not Guilty	11	2	4	19	7	8	2	8	15	12	8	16
Settled	5	8	3	5	0	25	0	0	14	6	12	4
Withdrawal	13	36	52	22	25	14	0	10	28	26	10	22
Substantive Defect	0	0	0	0	0	0	0	0	0	2	0	0
Unable to Locate	46	1	12	1	0	23	5	5	7	13	0	4
Other	3	3	0	20	19	0	0	0	6	0	1	79
Total Dispositions	120	88	150	167	113	192	34	61	107	95	95	193
Adjustments	1	0	0	-2	-7	0	0	4	0	0	0	0
Misde/Felony Complaints Filed	200	98	186	291	190	235	265	107	477	210	249	208
Dispositions By:												
Guilty Plea Misdemeanor 3	0	1	6	1	2	17	1	0	0	0	0	1
Bound Over	64	42	71	104	79	115	179	39	202	70	83	83
Dismissed	23	6	16	25	2	17	22	6	56	31	39	26
Waiver	52	17	60	25	26	46	35	28	57	59	97	48
Settled	6	5	20	38	0	58	0	1	1	2	0	0
Withdrawal	21	11	5	65	46	5	4	11	41	17	33	33
Fugitive	1	3	4	0	0	9	0	2	6	9	0	0
Other	5	0	0	11	10	0	0	7	2	1	1	0
Total Dispositions	172	85	182	269	165	267	241	94	365	189	253	191
Adjustments	0	-1	0	0	-1	0	0	0	0	0	0	0
Civil Complaints Filed	515	227	263	438	418	546	319	164	812	416	796	467
Dispositions By:												
Trial	85	58	75	147	128	450	121	48	232	132	113	89
Settled	98	61	69	70	77	178	231	24	143	63	76	80
Default	235	67	72	167	128	219	180	51	344	137	457	257
Dismissed Without Prejudice	0	0	5	6	61	5	0	8	3	7	3	5
Withdrawal	10	0	4	2	2	3	2	4	0	1	0	13
No Service	57	5	9	5	11	6	19	0	0	9	1	1
Other	2	1	0	6	1	0	0	1	0	0	0	8
Total Dispositions	487	192	234	403	408	861	553	136	722	349	650	453
Adjustments	0	0	0	0	0	0	0	-1	0	0	0	0

Note: Footnotes at the end of Tables.

NON-TRAFFIC CITATIONS BY MAGISTERIAL DISTRICTS

	1-13	1-14	2-01	2-02	2-04	2-05	2-06	2-08	2-13	2-14	2-17	2-18	2-19	2-20	3-01	3-02	3-03
29265	21313	16873	15766	33385	18213	22458	12716	31161	13888	15886	12723	12723	12723	11193	9806	19841	
4320	3673	1870	2180	3482	1886	1533	2025	3894	4517	1674	7517	1868	2295	969	613	2313	
89	375	109	59	148	91	82	124	178	225	131	78	36	52	54	21	109	
2615	1429	1381	1842	2566	1584	1165	1489	2989	3020	1386	2411	684	1158	669	509	1946	
693	124	65	43	74	26	34	79	86	317	5	244	78	63	27	26	45	
27	140	10	38	224	95	31	22	91	35	16	73	77	109	57	28	51	
4	6	8	0	28	4	1	2	22	3	3	39	10	181	0	3	13	
13	429	1	12	371	196	244	42	105	477	0	84	261	252	44	6	228	
0	1	88	0	13	20	2	10	37	4	0	54	72	2	30	1	51	
3441	2504	1662	1994	3424	2016	1559	1768	3508	4081	1541	2983	1218	1817	881	594	2443	
0	0	0	-3	67	-21	2	0	-11	-1390	0	0	0	0	1	0	-20	
699	809	460	207	1224	475	579	551	835	1208	476	687	131	259	316	169	319	
41	56	26	11	122	11	31	19	26	39	55	44	21	16	21	4	24	
340	255	396	157	790	411	367	418	657	794	311	204	41	143	189	120	201	
116	29	19	5	28	16	21	32	32	69	1	52	5	13	11	6	17	
3	0	0	0	22	0	29	0	1	0	1	4	0	0	0	0	0	
1	37	9	4	79	89	22	3	22	4	4	49	10	28	10	3	47	
0	0	3	0	8	0	2	0	3	0	0	32	0	13	0	0	1	
17	52	0	8	20	0	6	60	22	221	5	66	19	29	3	21	2	
1	0	25	0	6	3	2	3	2	1	0	2	0	2	10	0	2	
519	429	478	185	1075	530	480	535	765	1128	377	453	96	244	244	154	294	
0	0	0	0	-5	0	0	0	-1	148	0	0	0	-1	0	0	0	
107	63	47	230	324	70	173	4	33	85	54	142	108	23	143	54	313	
11	47	2	3	4	2	6	0	15	2	3	6	9	1	2	6	5	
41	0	25	21	15	44	19	0	2	13	3	26	39	9	61	28	103	
38	7	1	7	0	5	3	0	7	9	0	4	3	3	0	3	3	
1	13	0	136	133	0	40	0	0	4	0	1	3	7	7	2	2	
8	2	9	27	15	18	13	3	2	6	2	25	22	1	4	10	54	
0	0	0	0	1	0	0	0	0	0	0	2	0	0	0	0	1	
1	5	1	22	141	0	7	0	1	32	0	29	74	1	16	8	1	
5	0	3	0	5	0	0	0	5	4	2	0	0	1	13	0	4	
105	74	41	216	314	69	88	3	32	70	10	93	150	23	103	57	173	
0	0	0	0	0	0	0	0	0	1	0	0	0	0	3	-1	47	
193	125	115	63	377	222	208	166	195	238	233	399	173	162	90	56	185	
16	0	0	2	0	1	0	15	0	0	4	0	0	0	0	0	0	
73	74	38	34	94	85	91	93	77	66	59	117	53	55	32	21	74	
38	13	6	6	11	8	25	3	10	16	11	71	30	27	4	2	22	
18	31	11	11	175	80	32	41	52	64	28	58	13	31	13	12	34	
19	8	0	0	1	0	4	0	2	0	1	63	3	8	11	1	2	
9	1	11	14	67	37	36	14	45	16	36	45	27	32	15	12	9	
0	3	5	0	2	1	1	2	5	4	0	0	4	0	0	0	1	
0	0	22	3	24	2	1	11	4	2	23	0	5	5	10	5	4	
173	130	93	70	374	214	190	179	195	168	162	354	135	158	85	53	146	
0	0	0	0	0	-1	0	0	-1	0	0	0	0	0	0	0	-19	
604	625	212	401	1410	252	335	120	637	559	253	779	617	346	422	116	391	
139	291	44	82	267	58	102	41	201	93	61	126	103	84	28	40	65	
97	118	29	129	329	50	82	36	144	86	76	239	159	152	94	14	76	
283	352	64	157	566	90	130	24	209	325	99	401	331	197	241	41	149	
8	34	1	28	11	1	1	1	10	0	0	12	2	12	56	9	10	
3	2	3	5	15	0	4	7	2	2	5	7	4	52	3	0	16	
1	2	3	0	83	7	4	0	72	20	2	7	16	32	0	7	12	
0	0	3	0	59	0	0	1	0	0	12	0	0	0	0	0	3	
531	799	147	401	1330	206	323	110	638	526	255	797	615	529	422	111	331	
0	0	0	0	0	-8	0	0	0	0	0	0	0	0	0	0	-1	

NON-TRAFFIC CITATIONS BY MAGISTERIAL DISTRICTS

			NORTHUMBERLAND				POTTER						
3-01	3-02	3-03	2-01	3-01	3-02	3-03	3-01	4-01	4-02	4-03	4-04		
12010	13613	17391	20230	19322	31334	28304	4653	3198	3822	2788	1934		
410	2202	908	1237	2036	1836	2053	518	125	359	291	232		
27	38	27	52	47	34	86	61	4	31	8	3		
338	2107	688	1086	1930	1549	1802	475	109	341	280	206		
29	18	23	55	11	48	48	7	1	2	0	1		
7	25	29	46	8	85	31	19	0	1	3	2		
0	2	30	0	1	0	1	0	0	1	0	1		
2	8	10	0	2	32	0	0	0	0	0	0		
26	0	16	0	0	7	0	5	4	0	1	0		
429	2198	823	1239	1999	1755	1968	567	118	376	292	213		
0	-2	0	-89	0	0	0	0	0	0	0	0		
262	256	297	357	268	1126	574	143	74	66	57	44		
30	18	16	13	10	12	13	0	12	32	11	3		
199	85	186	241	177	863	400	86	56	33	42	55		
7	18	14	15	17	21	17	1	0	2	0	0		
2	0	0	0	2	1	1	0	0	0	0	2		
3	13	36	55	11	153	11	92	1	2	4	0		
0	1	6	0	1	0	0	0	0	0	0	0		
23	3	17	0	2	22	0	0	0	1	0	0		
1	0	27	0	3	10	0	0	3	0	0	0		
265	138	302	324	223	1082	442	179	72	70	57	60		
2	0	-1	-80	10	0	0	0	0	0	0	0		
107	159	96	45	157	0	67	83	6	31	14	21		
16	6	1	9	5	0	1	9	0	1	0	1		
39	42	47	20	73	0	76	51	1	29	4	16		
12	11	1	5	1	0	0	0	0	0	2	0		
12	2	0	1	9	0	3	0	0	3	1	0		
10	17	11	7	6	0	4	3	4	3	0	1		
0	1	0	0	0	0	0	0	0	0	0	0		
0	0	7	0	0	0	0	0	0	2	0	0		
0	0	3	0	0	0	0	0	0	0	0	0		
89	79	70	42	94	0	84	63	5	38	7	18		
0	0	0	1	0	0	0	0	0	1	0	0		
65	59	102	115	120	195	153	57	16	51	29	27		
10	0	10	8	0	0	2	0	0	0	0	0		
25	29	24	21	46	85	112	8	4	22	7	10		
5	3	8	5	4	39	18	2	1	6	3	0		
6	2	29	29	29	48	1	16	5	28	11	6		
2	0	1	8	0	23	1	0	2	1	10	1		
16	28	28	27	22	13	0	12	4	6	8	3		
0	1	1	0	3	6	0	0	1	1	0	0		
0	0	3	1	5	6	0	2	0	0	0	1		
64	63	104	99	109	220	134	40	17	64	39	21		
0	0	0	-4	0	0	0	0	-3	0	2	0		
172	197	251	232	240	346	212	78	42	44	28	21		
43	65	31	158	136	2	42	9	2	15	2	0		
63	31	56	41	40	64	27	12	9	24	7	12		
60	58	115	4	38	267	122	50	31	12	2	2		
5	4	11	9	16	27	6	0	0	3	0	1		
0	0	6	1	2	0	0	0	0	0	0	0		
4	0	2	0	3	2	0	1	1	0	0	0		
0	0	1	0	0	0	0	0	0	0	0	0		
175	158	222	213	264	362	197	72	43	54	11	15		
0	0	0	0	0	0	0	0	0	1	0	0		

NON-TRAFFIC CITATIONS BY MAGISTERIAL DISTRICTS

SOMERSET					SULLIVAN/WYOMING					SUSQUEHANNA				
3-01	3-02	3-03	3-05	3-06	3-01	3-02	3-03	3-04	4-03	3-01	3-02	3-03		
18317	15664	19018	8368	14670	4808	8122	3958	6152	2003	13258	12274	8812		
1940	1535	9890	636	453	404	789	887	1050	125	393	2750	2487		
94	31	162	18	14	18	40	19	27	2	3	34	24		
1550	903	6903	525	391	352	720	845	995	114	344	2398	2202		
42	149	115	14	8	13	36	12	12	0	6	14	6		
26	140	20	8	0	2	27	6	3	0	4	11	10		
3	15	0	0	0	0	4	1	2	0	10	21	25		
6	15	10	0	0	0	8	0	6	5	3	6	3		
1	214	0	0	0	6	20	0	6	0	0	0	0		
1722	1467	7210	563	413	391	855	883	1051	121	370	2484	2270		
-1	-42	834	-3	0	0	0	-1	0	0	0	0	0		
259	329	343	179	202	160	75	128	193	31	90	100	56		
11	25	8	11	10	7	5	18	9	2	7	8	4		
203	139	193	101	148	164	59	84	157	24	72	72	48		
10	48	9	13	0	5	4	7	1	0	1	8	0		
0	0	0	1	0	0	0	2	0	0	0	0	21		
6	18	3	2	4	4	3	15	1	0	2	1	0		
8	7	0	1	0	0	0	0	0	0	2	1	0		
5	2	0	0	0	0	10	0	3	1	0	1	0		
0	49	0	0	0	10	0	0	0	0	0	0	0		
243	288	213	129	162	190	81	126	171	27	84	91	73		
0	-24	0	18	0	-1	0	0	0	-1	0	0	0		
128	53	373	301	117	123	156	29	240	14	28	26	76		
7	11	15	5	15	8	9	5	5	2	3	9	2		
28	18	169	191	91	44	56	16	180	5	23	9	31		
4	3	4	5	1	7	1	2	12	0	0	1	2		
11	5	24	1	1	5	12	3	18	0	1	0	15		
13	2	5	11	3	6	19	5	17	0	0	5	6		
3	0	0	0	0	0	1	0	3	0	0	0	0		
3	3	4	0	0	0	28	0	31	4	4	3	4		
0	20	0	0	0	14	7	1	2	0	0	0	0		
69	62	221	213	111	84	133	32	268	11	31	27	60		
-15	0	0	0	0	0	0	-1	0	0	0	0	0		
273	180	282	108	107	75	82	61	120	12	67	55	83		
0	0	6	0	4	0	7	1	13	0	0	2	3		
79	54	88	22	40	20	28	11	46	9	14	18	23		
30	43	29	16	15	9	11	4	17	0	5	5	15		
19	14	55	12	17	11	4	5	14	6	14	17	14		
28	4	8	0	10	11	1	4	12	0	21	2	4		
45	18	53	31	11	13	18	12	3	2	13	5	12		
3	2	13	5	1	0	2	0	2	0	2	7	0		
10	32	0	5	13	4	1	3	1	0	0	2	1		
214	167	252	91	111	68	72	40	108	17	69	58	72		
0	-1	0	0	0	0	0	-3	0	0	0	0	0		
261	135	755	146	205	156	146	59	204	21	173	218	199		
32	39	89	16	17	18	22	10	44	3	26	46	5		
70	22	132	46	64	22	38	8	46	7	31	41	82		
152	42	528	31	127	81	72	16	80	3	95	103	101		
16	5	12	4	0	3	5	0	11	0	3	21	7		
1	1	8	0	5	0	1	1	0	0	3	5	3		
0	7	9	7	1	5	11	0	4	1	3	3	15		
0	0	0	0	0	0	1	0	0	0	0	0	23		
271	116	778	104	214	129	150	35	185	14	161	219	236		
-13	-1	0	-2	0	0	0	0	0	0	1	0	0		

TRAFFIC CITATIONS, CRIMINAL AND CIVIL COMPLAINTS

	TIOGA			UNION/SNYDER				VENANGO		
	3-01	3-02	3-03	3-01	3-02	3-03	3-04	3-01	3-02	3-03
1977 POPULATION	12355	12113	15223	18599	10004	16947	12322	8782	22394	24416
Traffic Citations Filed	864	1080	3117	5444	906	2337	447	811	2143	4772
Dispositions By:										
Guilty-Trial	61	33	278	67	18	69	8	28	48	85
Guilty Plea	718	914	2612	5061	776	2029	334	739	1702	3418
Not Guilty	27	17	36	7	2	36	12	11	37	58
Withdrawal	38	32	99	8	14	38	11	32	337	439
Substantive Defect	0	3	27	0	0	11	0	0	14	2
Unable to Locate	0	1	62	5	0	0	0	1	0	0
Other	0	15	26	3	0	0	0	4	1	125
Total Dispositions	844	1015	3140	5151	810	2183	365	815	2139	4127
Adjustments	-124	0	-44	0	-1	0	-16	-1	-2	-56
Non-Traffic Citations Filed	243	188	185	199	167	153	84	188	724	660
Dispositions By:										
Guilty-Trial	24	12	17	0	14	10	7	17	22	17
Guilty Plea	138	128	154	117	114	83	53	139	518	347
Not Guilty	6	5	11	0	9	16	7	10	21	11
Settled	1	0	0	27	0	11	50	1	7	0
Withdrawal	17	20	5	10	21	48	6	18	104	28
Substantive Defect	0	0	0	4	1	11	0	0	3	2
Unable to Locate	0	2	5	34	0	0	0	1	0	1
Other	0	41	4	0	0	0	0	2	4	73
Total Dispositions	186	208	196	192	159	179	123	188	679	479
Adjustments	-75	0	-5	0	-2	0	-14	0	-1	-52
Summary Complaints Filed	307	116	352	408	89	413	149	8	124	105
Dispositions By:										
Guilty-Trial	17	1	4	5	19	19	3	0	3	4
Guilty Plea	105	89	197	197	59	291	81	2	78	15
Not Guilty	2	1	2	1	3	7	2	0	2	3
Settled	6	0	20	147	3	6	71	1	5	0
Withdrawal	33	12	12	16	12	58	12	0	26	16
Substantive Defect	0	0	1	0	0	1	0	0	1	1
Unable to Locate	0	1	8	47	1	0	0	2	0	0
Other	6	0	3	0	0	0	2	0	2	39
Total Dispositions	169	104	247	413	97	382	171	5	117	78
Adjustments	-116	0	1	-2	0	0	-43	0	0	-12
Misd/Felony Complaints Filed	170	162	240	91	40	82	59	89	180	200
Dispositions By:										
Guilty Plea Misdemeanor 3	2	5	24	3	1	0	0	15	17	9
Bound Over	46	46	56	54	20	36	12	29	27	46
Dismissed	18	17	7	1	3	22	1	8	11	27
Waiver	46	46	125	3	10	65	20	16	18	4
Settled	1	1	34	0	0	15	2	8	7	1
Withdrawal	38	26	19	0	11	14	16	4	97	18
Fugitive	4	6	11	0	1	0	0	0	0	0
Other	0	8	20	0	0	0	2	19	2	42
Total Dispositions	155	155	296	61	46	152	53	99	179	147
Adjustments	-18	0	-17	0	-2	0	0	0	0	-4
Civil Complaints Filed	334	271	858	307	187	413	395	44	463	371
Dispositions By:										
Trial	17	21	52	28	102	27	13	5	47	54
Settled	110	123	516	136	40	120	146	14	108	47
Default	79	92	218	15	2	116	201	28	274	115
Dismissed Without Prejudice	0	0	7	46	2	0	3	4	44	16
Withdrawal	4	2	30	12	8	9	1	0	3	0
No Service	1	10	4	60	16	0	0	2	0	1
Other	0	1	1	1	0	0	0	0	0	0
Total Dispositions	211	249	828	298	170	272	364	53	476	233
Adjustments	-1	0	0	0	0	0	0	0	0	0

NON-TRAFFIC CITATIONS BY MAGISTERIAL DISTRICTS

	WASHINGTON														
3-04	1-01 ^a	1-02	1-03 ^b	2-01	3-01	3-02	3-03	3-04	3-05	3-06	3-07	3-08	3-09	3-10	
5761	26469	25071	14471	13251	18984	14310	10784	10648	14824	12655	13435	12350	11561	12754	
2087	5325	688	1041	901	1654	2614	1164	566	3978	1985	824	923	884	3245	
224	249	38	58	41	119	60	44	40	112	80	21	38	21	69	
1811	2993	480	435	583	1088	2405	795	414	2091	1607	536	637	715	2817	
14	271	30	14	65	176	81	47	21	154	40	14	26	24	33	
21	373	15	74	120	33	0	120	33	30	79	137	104	10	172	
0	245	3	0	0	8	0	3	1	0	5	0	0	0	0	
0	49	42	0	0	3	0	55	0	209	17	0	0	5	0	
0	3	3	1	2	3	0	16	28	3	0	0	0	0	13	
2070	4183	611	582	811	1430	2546	1080	537	2599	1828	708	805	775	3104	
0	0	-21	0	0	-150	0	-6	-17	0	0	-3	0	0	0	
79	1001	410	297	305	482	270	376	68	575	278	168	80	122	87	
18	111	.64	0	43	29	9	26	6	31	17	5	0	23	4	
43	310	188	104	95	304	126	209	32	456	127	80	35	58	57	
6	37	29	6	10	26	22	26	7	35	20	16	2	0	1	
1	0	0	0	2	0	38	1	0	0	3	0	9	0	0	
8	50	5	2	27	7	2	28	8	10	38	53	0	2	9	
0	24	3	0	0	6	0	0	0	1	6	0	0	0	0	
0	59	12	0	10	5	0	13	0	53	0	0	0	0	1	
1	0	3	4	44	3	0	10	1	1	0	0	0	0	1	
77	591	304	116	231	380	197	313	54	587	211	154	46	83	73	
0	0	0	0	0	-33	0	6	-4	0	0	0	0	0	0	
67	552	286	271	118	135	56	112	91	210	69	202	37	62	62	
3	4	80	1	44	27	9	11	19	5	8	95	3	62	5	
34	157	42	82	34	33	12	76	16	60	6	38	12	17	23	
2	14	35	6	13	13	2	16	20	11	5	8	4	3	1	
0	1	20	13	4	6	8	9	0	3	12	26	2	3	2	
2	46	20	5	19	9	2	16	27	57	11	42	2	1	11	
0	0	3	0	0	4	0	1	0	0	0	0	0	0	0	
0	69	17	0	5	4	0	9	0	33	0	0	0	1	5	
0	0	0	0	1	0	0	4	2	11	0	0	0	0	3	
41	291	217	107	120	96	33	142	84	180	42	209	23	87	50	
0	0	0	0	0	-49	0	-3	1	0	0	0	0	0	-14	
47	494	270	128	102	188	105	118	95	145	132	106	72	100	81	
9	2	22	0	1	0	3	0	0	1	5	3	0	1	1	
21	151	152	29	30	78	25	47	29	43	53	25	16	31	27	
12	52	87	5	15	33	36	18	14	24	15	12	6	9	6	
2	93	27	9	21	22	26	24	30	40	11	35	19	20	24	
11	1	5	0	8	18	3	13	2	8	1	2	3	2	1	
6	30	21	32	23	12	4	17	9	16	28	18	2	2	2	
0	16	7	0	3	8	0	0	3	6	4	0	0	2	0	
0	0	14	1	0	2	0	2	1	0	0	0	0	0	0	
61	345	335	76	101	173	97	121	88	138	117	95	46	67	61	
0	0	-11	0	0	-47	0	0	-24	0	0	0	0	0	-12	
100	444	228	310	165	173	88	62	60	154	68	68	47	66	100	
3	108	91	17	39	49	39	30	34	7	15	24	0	17	33	
35	30	73	42	32	25	9	14	12	26	18	21	1	24	12	
57	217	79	175	81	75	60	21	17	109	30	27	32	29	42	
6	14	7	14	4	5	11	0	1	4	5	1	0	1	3	
0	8	6	0	1	0	0	0	0	2	0	2	0	0	1	
2	2	10	0	4	14	1	3	0	3	0	0	0	2	1	
0	0	0	0	0	0	0	0	1	1	0	0	0	0	0	
103	379	266	248	161	168	120	68	65	152	68	75	33	73	92	
0	0	0	0	0	0	0	-1	0	0	0	0	0	0	0	

NON-TRAFFIC CITATIONS BY MAGISTERIAL DISTRICTS

2-04	2-06	2-08	2-09	2-10	3-01	3-02	3-03	3-05	3-07	3-08	3-09	3-10	3-11			
14591	13441	11749	21031	28403	20827	15580	18272	13664	18897	19930	17962	13052	16725			
590	2560	268	740	7016	2760	2408	2205	1829	1662	1808	2863	928	2327			
15	87	20	21	176	151	117	69	113	47	54	115	35	58			
442	2222	216	512	4756	2380	2377	1816	1640	1467	1541	2531	762	1946			
60	56	11	58	144	63	59	64	58	32	32	77	50	125			
12	22	2	27	719	101	49	81	34	26	19	38	29	87			
2	11	0	8	43	0	6	0	3	0	0	5	0	0			
1	41	0	0	48	5	19	0	0	3	20	2	0	1			
156	0	0	6	2	0	1	7	0	5	1	0	0	0			
688	2439	249	632	5888	2700	2628	2037	1848	1580	1667	2768	876	2223			
0	-9	0	-11	-31	-8	-6	0	-1	-3	-4	0	0	-5			
168	318	591	265	821	326	367	177	269	109	160	637	155	346			
25	12	12	5	43	31	27	3	3	1	6	38	13	16			
88	229	244	149	329	210	115	127	130	90	77	333	82	167			
15	15	4	44	38	11	15	8	12	5	6	28	12	34			
0	1	3	1	6	1	1	1	3	0	3	14	1	11			
13	11	39	10	53	28	14	20	23	1	16	115	33	4			
0	4	0	7	4	3	0	0	0	0	0	1	0	4			
0	11	163	2	18	16	27	4	2	1	0	4	0	0			
21	1	0	7	3	0	0	4	0	1	1	0	0	21			
162	284	465	225	494	300	199	167	173	99	109	533	141	257			
1	-10	0	0	-8	2	0	-4	0	-1	-3	0	-2	0			
186	292	91	88	792	470	123	119	73	278	117	138	277	231			
7	16	7	4	23	102	21	15	3	3	17	26	10	49			
7	16	7	4	23	102	21	15	3	3	17	26	10	49			
4	14	0	23	30	5	5	8	2	7	1	2	4	27			
2	5	4	0	75	7	0	16	15	3	9	4	2	27			
12	6	3	13	46	11	0	23	17	60	14	33	20	36			
0	1	0	1	1	0	0	0	0	0	0	0	0	7			
3	114	0	0	29	42	0	0	0	1	3	1	0	0			
33	1	0	1	0	32	0	3	0	1	1	0	0	70			
176	294	66	62	396	425	62	121	62	229	101	146	207	286			
0	-9	0	0	-4	9	0	0	0	0	0	0	0	0			
182	187	67	182	619	230	143	153	74	155	99	105	91	212			
0	0	2	0	15	0	0	17	1	0	9	17	0	1			
50	40	23	51	203	65	73	42	20	20	40	34	26	50			
14	23	11	47	152	23	10	19	29	15	14	31	13	39			
9	25	3	5	55	24	4	15	7	13	12	7	7	15			
0	6	20	0	63	25	8	9	6	16	8	7	5	65			
55	56	7	50	43	26	1	19	5	27	20	6	20	25			
6	24	0	2	4	15	3	3	2	1	2	1	0	8			
36	0	0	6	15	0	6	0	0	0	0	0	0	39			
170	174	66	161	550	178	105	124	70	92	105	103	71	239			
-3	-19	0	-14	-9	-25	-11	-4	0	-4	0	0	1	0			
186	118	168	171	838	282	168	142	50	146	122	154	139	212			
53	47	21	55	182	129	86	43	4	47	39	47	20	147			
18	20	35	32	153	48	29	30	26	24	28	23	58	52			
99	47	85	75	444	65	51	54	21	49	37	64	60	70			
4	7	0	3	32	8	0	2	0	3	2	3	1	18			
2	2	7	4	29	5	0	7	2	2	1	7	3	3			
7	5	20	4	148	27	9	3	0	1	2	0	0	7			
0	0	0	0	38	0	0	0	0	0	0	0	0	11			
183	126	168	173	1026	282	175	139	53	126	109	144	142	308			
0	-6	0	1	0	0	0	0	0	0	0	0	0	0			

TRAFFIC CITATIONS CRIMINAL AND CIVIL COMPLAINT

	YORK	1-01	1-02	1-03	2-01	2-02	2-03	2-04	3-01	3-02	3-03	3-04	3-05
1977 POPULATION		28931	25573	23777	27050	29495	17571	15382	18303	7505	7302	12199	7114
Traffic Citations Filed		5595	4425	1768	3859	2771	2720	870	1234	272	240	2031	393
Dispositions By:													
Guilty--Trial		176	56	62	115	62	62	18	40	15	3	67	9
Guilty Plea		4447	3649	1487	3548	2470	2457	762	1102	193	179	1658	354
Not Guilty		153	47	29	54	46	36	12	25	6	9	14	9
Withdrawal		154	243	46	24	68	90	0	5	3	10	33	5
Substantive Defect		35	48	1	6	0	2	0	1	1	10	3	1
Unable to Locate		0	6	8	0	0	1	0	12	1	0	0	7
Other		0	1218	0	72	0	4	0	1	3	4	0	0
Total Dispositions		4965	5267	1633	3819	2646	2652	792	1186	222	215	1775	385
Adjustments		0	-1	0	0	0	-4	0	0	-3	0	2	0
Non-Traffic Citations Filed		1196	756	910	674	559	360	131	399	59	171	385	121
Dispositions By:													
Guilty--Trial		95	8	29	26	21	42	2	14	8	0	11	27
Guilty Plea		688	563	697	491	466	255	86	320	30	112	257	108
Not Guilty		57	9	15	17	16	8	0	10	4	2	4	1
Settled		8	8	1	1	0	1	0	0	0	0	8	0
Withdrawal		9	7	50	10	20	17	0	6	0	5	19	3
Substantive Defect		0	3	0	0	0	1	0	0	0	0	1	2
Unable to Locate		9	1	1	0	0	0	0	0	1	5	0	1
Other		0	15	0	4	0	11	0	1	0	0	0	0
Total Dispositions		866	614	793	549	523	335	88	351	43	124	300	142
Adjustments		0	-1	0	0	0	0	0	0	0	0	0	1
Summary Complaints Filed		674	245	726	194	510	311	86	159	23	26	71	55
Dispositions By:													
Guilty--Trial		46	9	8	5	18	17	5	20	1	2	5	5
Guilty Plea		307	189	374	100	351	180	88	74	7	14	27	22
Not Guilty		35	8	2	8	17	12	6	9	6	1	1	5
Settled		33	11	0	6	0	3	0	1	0	0	13	1
Withdrawal		18	49	91	6	27	34	1	4	2	0	3	3
Substantive Defect		0	3	0	0	0	0	0	0	0	0	0	0
Unable to Locate		47	0	22	0	0	8	0	1	0	0	0	4
Other		0	4	0	53	0	2	0	0	0	5	0	1
Total Dispositions		486	273	497	178	413	256	100	109	16	22	49	41
Adjustments		0	-8	0	0	0	0	0	0	0	0	0	0
Misdemeanor/Felony Complaints Filed		472	272	217	190	191	127	69	98	31	22	70	23
Dispositions By:													
Guilty Plea Misdemeanor 3		46	0	27	3	2	4	1	0	0	0	1	2
Bound Over		225	126	79	80	81	60	21	33	6	13	45	2
Dismissed		46	29	5	12	13	2	1	19	1	3	6	6
Waiver		86	65	42	61	69	28	3	21	8	5	10	2
Settled		5	5	1	8	0	1	0	2	0	0	7	2
Withdrawal		1	36	18	10	18	18	0	10	6	0	8	9
Fugitive		9	7	20	0	0	2	1	4	5	0	0	2
Other		0	104	4	1	0	2	0	2	2	0	0	1
Total Dispositions		418	372	196	175	183	117	27	91	28	21	77	26
Adjustments		0	-67	0	0	0	0	0	0	0	0	0	0
Civil Complaints Filed		684	679	582	304	314	337	63	247	119	79	245	71
Dispositions By:													
Trial		49	0	33	55	61	19	0	29	12	9	41	15
Settled		59	168	126	60	61	94	44	97	34	12	66	29
Default		503	28	98	137	199	205	6	101	41	45	112	8
Dismissed Without Prejudice		8	3	37	6	9	5	0	16	1	3	1	20
Withdrawal		14	1	2	25	5	2	0	3	0	0	6	0
No Service		1	1	5	0	0	4	0	0	7	3	27	0
Other		0	0	0	1	0	0	0	0	0	1	0	0
Total Dispositions		634	201	301	284	335	329	50	246	95	73	253	72
Adjustments		0	0	0	0	0	0	0	0	0	0	0	0

Note: Footnotes at the end of Tables.

NON-TRAFFIC CITATIONS BY MAGISTERIAL DISTRICTS

3-06	3-07	3-08 ^a	3-09	3-10																
7371	17908	14948	20682	11043																
273	1830	1557	2974	978																
9	57	13	77	38																
233	1451	1378	2611	803																
2	43	25	16	19																
4	50	12	42	14																
0	2	0	22	1																
0	14	0	30	18																
0	1	0	2	0																
248	1618	1428	2800	893																
-9	-2	0	-29	-5																
75	240	196	342	172																
2	13	0	12	8																
73	180	126	270	125																
0	7	9	9	11																
0	0	0	0	0																
0	14	5	10	2																
0	0	0	4	0																
0	2	0	9	16																
0	0	0	1	0																
75	216	140	315	162																
0	-14	0	-4	-9																
88	162	184	47	269																
0	9	0	15	1																
58	142	161	6	139																
1	5	1	11	8																
0	2	0	2	8																
9	28	5	13	26																
0	0	0	0	1																
0	5	0	2	25																
0	0	0	4	3																
68	191	167	53	211																
0	-4	0	0	0																
31	110	108	173	86																
0	0	4	0	1																
8	32	39	65	37																
9	10	7	15	15																
15	15	26	34	13																
0	0	0	5	1																
29	28	2	25	14																
1	2	5	3	0																
0	8	0	10	4																
62	95	83	157	85																
0	-12	0	-10	0																
52	175	141	227	278																
6	48	0	64	0																
13	28	29	51	115																
19	89	21	83	72																
0	2	0	4	13																
0	2	0	11	3																
11	0	0	5	3																
0	0	0	3	0																
49	169	50	221	206																
0	-1	0	-3	0																

FOOTNOTES TO PRECEDING CHARTS

ALLEGHENY COUNTY

- (a) 2-21 began compiling arrest warrant statistics in February.
- (b) 2-46 began compiling arrest warrant statistics in February.

BEAVER COUNTY

- (a) 1-02 began compiling arrest warrant statistics in March.
- (b) 2-02 began compiling arrest warrant statistics in February.

BERKS COUNTY

- (a) Reading District Court is composed of magisterial districts 1-01, 1-02, 1-03, and 1-05. It centrally hears certain traffic and non-traffic cases for the city of Reading. The district number of 23-0-00 was assigned by the statistical unit for administrative purposes. Reports were filed only for the months of April, May, and September through December.

BLAIR COUNTY

- (a) 1-03 began compiling arrest warrant statistics in February.

BUTLER COUNTY

- (a) 1-01 began compiling arrest warrant statistics in February.

CRAWFORD COUNTY

- (a) 2-01 began compiling arrest warrant statistics in March.
- (b) 3-04 began compiling arrest warrant statistics in February.

DAUPHIN COUNTY

- (a) 1-04 began compiling arrest warrant statistics in February.

DELAWARE COUNTY

- (a) Delaware County Central Magistrates courts includes districts 1-01, 1-02, 1-03 and 1-18. The district number of 32-0-00 was assigned by the statistical unit for administrative purposes.

ERIE COUNTY

- (a) Traffic citations for districts 1-01 through 2-01 are handled by a central traffic court. The district number of 6-0-00 was assigned by the statistical unit for administrative purposes.

FAYETTE COUNTY

- (a) 1-01 began compiling arrest warrant statistics in February.

LANCASTER COUNTY

- (a) 2-03 began compiling arrest warrant statistics in February.
- (b) 2-04 began compiling arrest warrant statistics in April.
- (c) 3-02 began compiling arrest warrant statistics in April.

LEBANON COUNTY

- (a) 1-02 began compiling arrest warrant statistics in February.
- (b) Magisterial district 2-02 was abolished. Districts 2-01 and 2-03 were realigned to accommodate the population of district 2-02. After realignment, district 2-01 became district 1-01 and district 2-03 became district 1-02.

LEHIGH COUNTY

- (a) Magisterial district 2-01 was abolished. Districts 1-01, 1-02 and 2-02 were realigned to accommodate the population of district 2-01. After realignment, district 2-02 was reclassified as magisterial district 1-09.

NORTHUMBERLAND COUNTY

- (a) 3-02 began compiling arrest warrant statistics in February.

PERRY COUNTY

- (a) 3-02 began compiling arrest warrant statistics in February.

WARREN COUNTY

- (a) Magisterial district 4-01 was closed in 1978 due to the death of District Justice G.K. Lodge. The caseload for this district was shared by District Justices Suzanne Hodges (3-02) and Frances Rhodes (3-03). The caseload for district 4-01 is included in the statistical data for districts 3-02 and 3-03.

WASHINGTON COUNTY

- (a) 1-01 began compiling arrest warrant statistics in March.
- (b) 1-03 began compiling arrest warrant statistics in May.

YORK COUNTY

- (a) Magisterial district 3-08 was recertified due to the increase in population. It was reclassified and is now district 2-04.

SUPREME COURT OF PENNSYLVANIA

Michael J. Eagen, Chief Justice
Scranton

Henry X. O'Brien
Pittsburgh
Samuel J. Roberts
Erie
Robert N.C. Nix, Jr.
Philadelphia

Louis L. Manderino
Monessen
Rolf Larsen
Pittsburgh
John P. Flaherty, Jr.
Pittsburgh

COURT ADMINISTRATOR OF PENNSYLVANIA

Alexander F. Barbieri
Philadelphia

PROTHONOTARY

Sally Mrvos
Philadelphia

SUPERIOR COURT OF PENNSYLVANIA

William F. Cercone, President Judge
Pittsburgh

Gwilym A. Price, Jr.
Pittsburgh
Robert Van der Voort
Pittsburgh

Edmund B. Spaeth, Jr.
Philadelphia
John P. Hester
Pittsburgh
Donald E. Wieand
Allentown

PROTHONOTARY

J. Haniel Henry
Philadelphia

COMMONWEALTH COURT OF PENNSYLVANIA

James S. Bowman, President Judge
Harrisburg

James C. Crumlish, Jr.
Philadelphia
Roy Wilkinson, Jr.
Bellefonte
Glenn E. Mencer
Smethport
Theodore O. Rogers
West Chester

Genevieve Blatt
Harrisburg
Richard DiSalle
Washington
John A. MacPhail
Gettysburg
David W. Craig
Pittsburgh

PROTHONOTARY

G. Ronald Darlington
Harrisburg

CHIEF CLERK

Francis C. Barbush

**JUDGES OF COURTS OF COMMON PLEAS
AND
PHILADELPHIA MUNICIPAL COURT
1st District—Philadelphia County
COURT OF COMMON PLEAS
Edward J. Bradley—President Judge**

Trial Division

Charles P. Mirarchi, Jr.—Administrative Judge

Juanita Kidd Stout
Stanley M. Greenberg
James T. McDermott
Edward J. Bradley
Charles Wright
Theodore B. Smith, Jr.
James R. Cavanaugh
G. Fred DiBona
Ned L. Hirsh
John A. Geisz
Paul M. Chalfin
Thomas N. Shiomos
Matthew W. Bullock, Jr.
Jacob Kalish
Robert W. Williams, Jr.
Charles P. Mirarchi, Jr.
Levy Anderson
George J. Ivins
Joseph T. Murphy
Edwin S. Malmed
Robert A. Latrone
Lois G. Forer
Marvin R. Halbert
Curtis C. Carson, Jr.
Eugene Gelfand
Francis A. Biunno
Lisa A. Richette

David N. Savitt
Charles A. Lord
Norman A. Jenkins
Paul Ribner
Edward Rosenwald
Edward J. Blake
Angelo A. Guarino
Albert F. Sabo
Stanley L. Kubacki
Calvin T. Wilson
Armand Della Porta
Julian F. King
Harry A. Takiff
Joseph P. Braig
Bernard J. Goodheart
Lawrence Prattis
Richard B. Klein
Charles L. Durham
Bernard Snyder
Alfred J. DiBona, Jr.
Murray C. Goldman
I. Raymond Kremer
Thomas A. White
Berel Caesar
William M. Marutani
Michael E. Wallace
James D. McCrudden

Orphans' Court Division

Edmund S. Pawelec—Administrative Judge

Theodore S. Gutowicz
Joseph C. Bruno

Edmund S. Pawelec
Merna B. Marshall

Judith J. Jamison
Paul Silverstein

Family Court Division

Frank J. Montemuro, Jr.—Administrative Judge

James L. Stern
Frank J. Montemuro, Jr.
Jerome A. O'Neill
Gregory G. Lagakos
Samuel H. Rosenberg
Vito F. Canuso

William A. Dwyer, Jr.
Herbert R. Cain, Jr.
Nicholas A. Cipriani
Paul A. Tranchitella
Edward B. Rosenberg
Jerome A. Zaleski
Alex Bonavitacola

William J. Lederer
Harvey N. Schmidt
Paul A. Dandridge
Doris M. Harris
William Porter
Evelyn M. Trommer
Abraham J. Gafni

MUNICIPAL COURT

Joseph R. Glancey —President Judge

Michael J. Conroy
Charles J. Margiotti, Jr.
J. Earl Simmons, Jr.
Joseph Patrick McCabe, Jr.
Lynwood F. Blount
Edward G. Mekel
Francis P. Cosgrove
Samuel M. Lehrer
Levan Gordon
Lynne M. Abraham

Kenneth S. Harris
Meyer Charles Rose
Alan K. Silberstein
Alexander J. Macones
Ricardo C. Jackson
Michael J. Bednarek
Arthur S. Kafriksen
Louis G. Hill
Nicholas M. D'Alessandro

2nd District-Lancaster County

Anthony R. Appel, P.J.
Wilson Bucher

Paul A. Mueller, Jr.
D. Richard Eckman

Orphans' Court Division

Anthony R. Appel

3rd District-Northampton County

Alfred T. Williams, Jr., P.J.

Richard D. Grifo
Michael V. Franciosa

4th District-Tioga County

Robert M. Kemp, P.J.

5th District—Allegheny County

Michael J. O'Malley, President Judge

Civil Division

Nicholas P. Papadakos, Administrative Judge

Ralph H. Smith, Jr.
J. Warren Watson
Silvestri Silvestri
Robert A. Doyle
Marion K. Finkelhor
Michael J. O'Malley
Eunice Ross

Richard G. Zeleznik
Francis A. Barry
Raymond L. Scheib
I. Martin Wekselman
S. Louis Farino

Criminal Division

Robert E. Dauer—Administrative Judge

Joseph H. Ridge
Samuel Strauss
Henry R. Smith, Jr.
John W. O'Brien
Thomas A. Harper

James F. Clarke
Zoran Popovich
Nathan Schwartz
Bernard J. McGowan
James R. McGregor
George H. Ross

Orphans' Court Division
Paul R. Zavarella—Administrative Judge

Family Division
John G. Brosky—Administrative Judge

Patrick R. Tamilya
Livingstone M. Johnson
Joseph A. Del Sole
William H. Colbert

Gerard M. Bigley
Ralph J. Cappy
Eugene B. Strassburger, III

Emil E. Narick
R. Stanton Wettick, Jr.
Robert S. Grigsby
Lawrence W. Kaplan

6th District—Erie County

Edward H. Carney, P.J.
Lindley R. McClelland

Fred P. Anthony
William E. Pfadt

Orphans' Court Division
James B. Dwyer

7th District—Bucks County

Paul R. Beckert, P.J.
John Justus Bodley
Isaac S. Garb
Edmund V. Ludwig
Arthur B. Walsh, Jr.

William Hart Rufe, III
Harriet M. Mims
George T. Kelton
Oscar S. Bortner

8th District—Northumberland County

Peter Krehel, P.J.

Samuel C. Ranck

9th District—Cumberland County

Dale F. Shughart, P.J.

Harold E. Sheely

10th District—Westmoreland County

Earl S. Keim, P.J.
Richard E. McCormick
Robert H. Rial

Gilfert M. Mihalich
Charles H. Loughran
Joseph A. Hudock

Orphans' Court Division
Earl S. Keim

11th District—Luzerne County

Bernard C. Brominski, P.J.
Robert J. Hourigan
Peter Paul Olszewski

Bernard J. Podcasy
Arthur D. Dalessandro
Patrick J. Toole, Jr.

12th District—Dauphin County

Lee F. Swope, P.J.
William W. Lipsitt
William W. Caldwell

Warren G. Morgan
John C. Dowling
Richard B. Wickersham

Orphans' Court Division
Lee F. Swope

13th District—Greene County

Glenn Toothman, P.J.

14th District—Fayette County

Richard D. Cicchetti, P.J.

Fred C. Adams

Conrad B. Capuzzi

Orphans' Court Division
William J. Franks

15th District—Chester County

Dominic T. Marrone, P.J.
Thomas A. Pitt, Jr.

John E. Stively, Jr.

John M. Wajert
Leonard Sugerman

Orphans' Court Division
Robert S. Gawthrop, III

16th District—Somerset County

Charles H. Coffroth, P.J.

Norman A. Shaulis

17th District—Union and Snyder Counties

A. Thomas Wilson, P.J.

18th District—Clarion County

19th District—York County

Robert I. Shadle, P.J.
James E. Buckingham

Albert G. Blakey, III

Joseph E. Erb
Emanuel A. Cassimatis

Orphans' Court Division
Robert I. Shadle

20th District—Huntingdon County

Morris M. Terrizzi, P.J.

21st District—Schuylkill County

Guy A. Bowe, Jr., P.J.
George W. Heffner

John E. Lavelle

Joseph F. McCloskey
Donald D. Dolbin

Orphans' Court Division
Guy A. Bowe, Jr.

22nd District—Wayne County

James Rutherford, P.J.

23rd District—Berks County

W. Richard Eshelman, P.J.
Frederick Edenharter

Grant E. Wesner

Forrest G. Schaeffer
Thomas J. Eshelman

24th District—Blair County

Robert B. Campbell, P.J.

Eugene J. Ianuzzi

25th District—Clinton County

Carson V. Brown, P.J.

26th District—Columbia and Montour Counties

Jay Walter Myers, P.J.

27th District—Washington County

Charles G. Sweet, P.J.
Thomas D. Gladden

John F. Bell
Thomas J. Terputac

Orphans' Court Division

Samuel L. Rodgers

28th District—Venango County

William E. Breene, P.J.

29th District—Lycoming County

Charles F. Greevy, P.J.

Thomas C. Raup

30th District—Crawford County

P. Richard Thomas, P.J.

Robert L. Walker

31st District—Lehigh County

Martin J. Coyne, P.J.
John E. Backenstoe

Maxwell E. Davison
David E. Mellenberg

Orphans' Court Division

Martin J. Coyne

32nd District—Delaware County

Francis J. Catania, P.J.
Joseph W. deFuria
Howard F. Reed, Jr.
Robert A. Wright

Domenic D. Jerome
Clement J. McGovern, Jr.
William R. Toal, Jr.
Robert F. Kelly

Rita E. Prescott
Joseph T. Labrum, Jr.
Melvin G. Levy
R. Barclay Surrick

Orphans' Court Division

Francis J. Catania

33rd District—Armstrong County

Roy A. House, Jr., P.J.

34th District—Susquehanna County

Donald O'Malley, P.J.

35th District—Mercer County

John Q. Stranahan, P.J.

Albert E. Acker

36th District—Beaver County

John N. Sawyer, P.J.
Robert C. Reed

Joseph S. Walko
Thomas C. Mannix

Orphans' Court Division

James E. Rowley

37th District—Warren and Forest Counties

Robert L. Wolfe, P.J.

38th District—Montgomery County

Richard S. Lowe, P.J.
Robert W. Honeyman
William W. Vogel
Louis D. Stefan

Robert W. Tredinnick
Vincent A. Cirillo
Joseph H. Stanziani
Milton O. Moss

Horace A. Davenport
Lawrence A. Brown
Mason Avrigian

Orphans' Court Division

Alfred L. Taxis, Jr.

39th District—Franklin and Fulton Counties

George C. Eppinger, P.J.

John W. Keller

40th District—Indiana County

Earl R. Handler, P.J.

Robert C. Earley

41st District—Juniata and Perry Counties

Keith B. Quigley, P.J.

42nd District—Bradford County

Evan S. Williams, P.J.

43rd District—Monroe and Pike Counties

James R. Marsh, P.J.

Harold A. Thomson, Jr.

44th District—Wyoming and Sullivan Counties

Roy A. Gardner, P.J.

45th District—Lackawanna County

Richard P. Conaboy, P.J.
Edwin M. Kosik

James J. Walsh
James M. Munley

Orphans' Court Division
Daniel L. Penetar

46th District—Clearfield County

John K. Reilly, Jr., P.J.

47th District—Cambria County

H. Clifton McWilliams, Jr., P.J.

Joseph F. O'Kicki

Caram J. Abood

Orphans' Court Division
Eugene A. Creany

48th District—McKean County

William F. Potter, P.J.

49th District—Centre County

Richard M. Sharp, P.J.

50th District—Butler County

George P. Kiester, P.J.

John C. Dillon

51st District—Adams County

Oscar F. Spicer, P.J.

52nd District—Lebanon County

G. Thomas Gates, P.J.

John A. Walter

53rd District—Lawrence County

54th District—Jefferson County

Edwin L. Snyder, P.J.

55th District—Potter County

Harold B. Fink, P.J.

56th District—Carbon County

John P. Lavelle, P.J.

57th District—Bedford County

Ellis William Van Horn, Jr., P.J.

58th District—Mifflin County

R. Lee Ziegler, P.J.

59th District—Cameron and Elk Counties

Paul B. Greiner, P.J.

**JUDGES OF COURTS OF COMMON PLEAS
AND
PHILADELPHIA MUNICIPAL COURTS**

NAME	COUNTY	JUDICIAL DISTRICT
Abood, Caram J.	Cambria	47
Abraham, Lynne M.*	Philadelphia	1
Acker, Albert E.	Mercer	35
Adams, Fred C.	Fayette	14
Anderson, Levy	Philadelphia	1
Anthony, Fred P.	Erie	6
Appel, Anthony R.	Lancaster	2
Avrigian, Mason	Montgomery	38
Backenstoe, John E.	Lehigh	31
Barry, Francis A.	Allegheny	5
Beckert, Paul R.	Bucks	7
Bednarek, Michael J.*	Philadelphia	1
Bell, John F.	Washington	27
Bigley, Gerard M.	Allegheny	5
Biunno, Francis A.	Philadelphia	1
Blake, Edward J.	Philadelphia	1
Blakey, Albert G., III	York	19
Blount, Lynwood F.*	Philadelphia	1
Bodley, John Justus	Bucks	7
Bonavitacola, Alex	Philadelphia	1
Bortner, Oscar S.	Bucks	7
Bowe, Guy A., Jr.	Schuylkill	21
Bradley, Edward J.	Philadelphia	1
Braig, Joseph P.	Philadelphia	1
Breene, William E.	Venango	28
Brominski, Bernard C.	Luzerne	11
Brosky, John G.	Allegheny	5
Brown, Carson V.	Clinton	25
Brown, Lawrence A.	Montgomery	38
Bruno, Joseph C.	Philadelphia	1
Bucher, Wilson	Lancaster	2
Buckingham, James E.	York	19
Bullock, Matthew W., Jr.	Philadelphia	1
Caesar, Berel	Philadelphia	1
Cain, Herbert R., Jr.	Philadelphia	1
Caldwell, William W.	Dauphin	12
Campbell, Robert B.	Blair	24
Canuso, Vito F.	Philadelphia	1
Cappy, Ralph J.	Allegheny	5
Capuzzi, Conrad B.	Fayette	14
Carney, Edward H.	Erie	6
Carson, Curtis C., Jr.	Philadelphia	1
Cassimatis, Emanuel A.	York	19
Catania, Francis J.	Delaware	32
Cavanaugh, James R.	Philadelphia	1
Chalfin, Paul M.	Philadelphia	1

* Philadelphia Municipal Court

NAME	COUNTY	JUDICIAL DISTRICT
Cicchetti, Richard D.	Fayette	14
Cipriani, Nicholas A.	Philadelphia	1
Cirillo, Vincent A.	Montgomery	38
Clarke, James F.	Allegheny	5
Coffroth, Charles H.	Somerset	16
Colbert, William H.	Allegheny	5
Conaboy, Richard P.	Lackawanna	45
Conroy, Michael J.*	Philadelphia	1
Cosgrove, Francis P.*	Philadelphia	1
Coyne, Martin J.	Lehigh	31
Creany, Eugene A.	Cambria	47
Dalessandro, Arthur D.	Luzerne	11
D'Alessandro, Nicholas M.*	Philadelphia	1
Dandridge, Paul A.	Philadelphia	1
Dauer, Robert E.	Allegheny	5
Davenport, Horace A.	Montgomery	38
Davison, Maxwell E.	Lehigh	31
Defuria, Joseph W.	Delaware	32
Del Sole, Joseph A.	Allegheny	5
Della Porta, Armand	Philadelphia	1
Dibona, Alfred J., Jr.	Philadelphia	1
Dibona, G. Fred	Philadelphia	1
Dillon, John C.	Butler	50
Dolbin, Donald D.	Schuylkill	21
Dowling, John C.	Dauphin	12
Doyle, Robert A.	Allegheny	5
Durham, Charles L.	Philadelphia	1
Dwyer, James B.	Erie	6
Dwyer, William A., Jr.	Philadelphia	1
Earley, Robert C.	Indiana	40
Eckman, D. Richard	Lancaster	2
Edenharter, Frederick	Berks	23
Eppinger, George C.	Franklin-Fulton	39
Erb, Joseph E.	York	19
Eshelman, Thomas J.	Berks	23
Eshelman, W. Richard	Berks	23
Farino, S. Louis	Allegheny	5
Fink, Harold B.	Potter	55
Finkelhor, Marion K.	Allegheny	5
Flaherty, John P., Jr.	Allegheny	5
Forer, Lois G.	Philadelphia	1
Franciosa, Michael V.	Northampton	3
Franks, William J.	Fayette	14
Gafni, Abraham J.	Philadelphia	1
Garb, Isaac S.	Bucks	7
Gardner, Roy A.	Wyoming-Sullivan	44
Gates, G. Thomas	Lebanon	52
Gawthrop, Robert S., III	Chester	15
Geisz, John A.	Philadelphia	1

*Philadelphia Municipal Court

NAME	COUNTY	JUDICIAL DISTRICT
Gelfand, Eugene	Philadelphia	1
Gladden, Thomas D.	Washington	27
Glancey, Joseph R.*	Philadelphia	1
Goldman, Murray C.	Philadelphia	1
Goodheart, Bernard J.	Philadelphia	1
Gordon, Levan*	Philadelphia	1
Greenberg, Stanley M.	Philadelphia	1
Greevy, Charles F.	Lycoming	29
Greiner, Paul B.	Cameron-Elk	59
Grifo, Richard D.	Northampton	3
Grigsby, Robert S.	Allegheny	5
Guarino, Angelo A.	Philadelphia	1
Gutowicz, Theodore S.	Philadelphia	1
Halbert, Marvin R.	Philadelphia	1
Handler, Earl R.	Indiana	40
Harper, Thomas A.	Allegheny	5
Harris, Doris M.	Philadelphia	1
Harris, Kenneth S.*	Philadelphia	1
Heffner, George W.	Schuylkill	21
Hill, Louis G.*	Philadelphia	1
Hirsh, Ned L.	Philadelphia	1
Honeyman, Robert W.	Montgomery	38
Hourigan, Robert J.	Luzerne	11
House, Roy A., Jr.	Armstrong	33
Hudock, Joseph A.	Westmoreland	10
Ianuzzi, Eugene J.	Blair	24
Ivin, George J.	Philadelphia	1
Jackson, Ricardo C.*	Philadelphia	1
Jamison, Judith J.	Philadelphia	1
Jenkins, Norman A.	Philadelphia	1
Jerome, Domenic D.	Delaware	32
Johnson, Livingstone M.	Allegheny	5
Kafrissen, Arthur S.*	Philadelphia	1
Kalish, Jacob	Philadelphia	1
Kaplan, Lawrence W.	Allegheny	5
Keim, Earl S.	Westmoreland	10
Keller, John W.	Franklin-Fulton	39
Kelly, Robert F.	Delaware	32
Kelton, George T.	Bucks	7
Kemp, Robert M.	Tioga	4
Kiester, George P.	Butler	50
King, Julian F.	Philadelphia	1
Klein, Richard B.	Philadelphia	1
Kosik, Edwin M.	Lackawanna	45
Krehel, Peter	Northumberland	8
Kremer, I. Raymond	Philadelphia	1
Kubacki, Stanley L.	Philadelphia	1

* Philadelphia Municipal Court

NAME	COUNTY	JUDICIAL DISTRICT
Labrum, Joseph T., Jr.	Delaware	32
Lagakos, Gregory G.	Philadelphia	1
Latrone, Robert A.	Philadelphia	1
Lavelle, John E.	Schuylkill	21
Lavelle, John P.	Carbon	56
Lederer, William J.	Philadelphia	1
Lehrer, Samuel M.*	Philadelphia	1
Levy, Melvin G.	Delaware	32
Lipsitt, William W.	Dauphin	12
Lord, Charles A.	Philadelphia	1
Loughran, Charles H.	Westmoreland	10
Lowe, Richard S.	Montgomery	38
Ludwig, Edmund V.	Bucks	7
Macones, Alexander J.*	Philadelphia	1
Malmed, Edwin S.	Philadelphia	1
Mannix, Thomas C.	Beaver	36
Margiotti, Charles J., Jr.*	Philadelphia	1
Marrone, Dominic T.	Chester	15
Marsh, James R.	Monroe-Pike	43
Marshall, Merna B.	Philadelphia	1
Marutani, William M.	Philadelphia	1
McCabe, Joseph Patrick, Jr.*	Philadelphia	1
McClelland, Lindley R.	Erie	6
McCloskey, Joseph F.	Schuylkill	21
McCormick, Richard E.	Westmoreland	10
McCrudden, James D.	Philadelphia	1
McDermott, James T.	Philadelphia	1
McGovern, Clement J., Jr.	Delaware	32
McGowan, Bernard J.	Allegheny	5
McGregor, James R.	Allegheny	5
McWilliams, H. Clifton, Jr.	Cambria	47
Mekel, Edward G.*	Philadelphia	1
Mellenberg, David E.	Lehigh	31
Mihalich, Gilfert M.	Westmoreland	10
Mims, Harriet M.	Bucks	7
Mirarchi, Charles P., Jr.	Philadelphia	1
Montemuro, Frank J., Jr.	Philadelphia	1
Morgan, Warren G.	Dauphin	12
Moss, Milton O.	Montgomery	38
Mueller, Paul A., Jr.	Lancaster	2
Munley, James M.	Lackawanna	45
Murphy, Joseph T.	Philadelphia	1
Myers, Jay Walter	Columbia-Montour	26
Narick, Emil E.	Allegheny	5
O'Brien, John W.	Allegheny	5
O'Kicki, Joseph F.	Cambria	47
Olszewski, Peter Paul	Luzerne	11
O'Malley, Donald	Susquehanna	34
O'Malley, Michael J.	Allegheny	5
O'Neill, Jerome A.	Philadelphia	1

* Philadelphia Municipal Court

NAME	COUNTY	JUDICIAL DISTRICT
Papadakos, Nicholas P.	Allegheny	5
Pawelec, Edmund S.	Philadelphia	1
Penetar, Daniel L.	Lackawanna	45
Pfadt, William E.	Erie	6
Pitt, Thomas A., Jr.	Chester	15
Podcasy, Bernard J.	Luzerne	11
Popovich, Zoran	Allegheny	5
Porter, William	Philadelphia	1
Potter, William F.	McKean	48
Prattis, Lawrence	Philadelphia	1
Prescott, Rita E.	Delaware	32
Quigley, Keith B.	Juniata-Perry	41
Ranck, Samuel C.	Northumberland	8
Raup, Thomas C.	Lycoming	29
Reed, Howard F., Jr.	Delaware	32
Reed, Robert C.	Beaver	36
Reilly, John K., Jr.	Clearfield	46
Rial, Robert H.	Westmoreland	10
Ribner, Paul	Philadelphia	1
Richette, Lisa A.	Philadelphia	1
Ridge, Joseph H.	Allegheny	5
Rodgers, Samuel L.	Washington	27
Rose, Meyer Charles*	Philadelphia	1
Rosenberg, Edward B.	Philadelphia	1
Rosenberg, Samuel H.	Philadelphia	1
Rosenwald, Edward	Philadelphia	1
Ross, Eunice	Allegheny	5
Ross, George H.	Allegheny	5
Rowley, James E.	Beaver	36
Rufe, William Hart, III	Bucks	7
Rutherford, James	Wayne	22
Sabo, Albert F.	Philadelphia	1
Savitt, David N.	Philadelphia	1
Sawyer, John N.	Beaver	36
Schaeffer, Forrest G.	Berks	23
Scheib, Raymond L.	Allegheny	5
Schmidt, Harvey N.	Philadelphia	1
Schwartz, Nathan	Allegheny	5
Shadle, Robert I.	York	19
Sharp, Richard M.	Centre	49
Shaulis, Norman A.	Somerset	16
Sheely, Harold E.	Cumberland	9
Shiomos, Thomas N.	Philadelphia	1
Shughart, Dale F.	Cumberland	9
Silberstein, Alan K.*	Philadelphia	1
Silverstein, Paul	Philadelphia	1
Silvestri, Silvestri	Allegheny	5
Simmons, J. Earl, Jr.*	Philadelphia	1

* Philadelphia Municipal Court

NAME	COUNTY	JUDICIAL DISTRICT
Smith, Henry R., Jr.	Allegheny	5
Smith, Ralph H., Jr.	Allegheny	5
Smith, Samuel	Philadelphia	1
Smith, Theodore B., Jr.	Philadelphia	1
Snyder, Bernard	Philadelphia	1
Snyder, Edwin L.	Jefferson	54
Spicer, Oscar F.	Adams	51
Stanziani, Joseph H.	Montgomery	38
Stefan, Louis D.	Montgomery	38
Stern, James L.	Philadelphia	1
Stively, John E., Jr.	Chester	15
Stout, Juanita Kidd	Philadelphia	1
Stranahan, John Q.	Mercer	35
Strassburger, Eugene B. III	Allegheny	5
Strauss, Samuel	Allegheny	5
Sugerman, Leonard	Chester	15
Surrick, R. Barclay	Delaware	32
Sweet, Charles G.	Washington	27
Swope, Lee F.	Dauphin	12
Takiff, Harry A.	Philadelphia	1
Tamalia, Patrick R.	Allegheny	5
Taxis, Alfred L., Jr.	Montgomery	38
Terputac, Thomas J.	Washington	27
Terrizzi, Morris M.	Huntingdon	20
Thomas, P. Richard	Crawford	30
Thomson, Harold A., Jr.	Monroe-Pike	43
Toal, William R., Jr.	Delaware	32
Toole, Patrick J., Jr.	Luzerne	11
Toothman, Glenn	Greene	13
Tranchitella, Paul A.	Philadelphia	1
Tredinnick, Robert W.	Montgomery	38
Trommer, Evelyn M.	Philadelphia	1
Van Horn, Ellis W., Jr.	Bedford	57
Vogel, William W.	Montgomery	38
Wajert, John M.	Chester	15
Walko, Joseph S.	Beaver	36
Wallace, Michael E.	Philadelphia	1
Walsh, Arthur B., Jr.	Bucks	7
Walsh, James J.	Lackawanna	45
Walter, John A.	Lebanon	52
Watson, J. Warren	Allegheny	5
Wekselman, I. Martin	Allegheny	5
Wesner, Grant E.	Berks	23
Wettick, R. Stanton, Jr.	Allegheny	5
White, Thomas A.	Philadelphia	1
Wickersham, Richard B.	Dauphin	12
Williams, Alfred T., Jr.	Northampton	3
Williams, Evan S.	Bradford	42
Williams, Robert W., Jr.	Philadelphia	1
Wilson, A. Thomas	Union-Snyder	17

NAME	COUNTY	JUDICIAL DISTRICT
Wilson, Calvin T.	Philadelphia	1
Wolfe, Robert L.	Warren-Forest	37
Wright, Charles	Philadelphia	1
Wright, Robert A.	Delaware	32
Zaleski, Jerome A.	Philadelphia	1
Zavarella, Paul R.	Allegheny	5
Zelevnik, Richard G.	Allegheny	5
Ziegler, R. Lee	Mifflin	58

SENIOR JUDGES

5th District-Allegheny County

Hugh C. Boyle
Loran L. Lewis
Harry M. Montgomery**
William S. Rahauser
Henry Ellenbogen
Maurice Louik
J. Frank McKenna, Jr.
Frederick G. Weir

Pittsburgh
Pittsburgh
Pittsburgh
Pittsburgh
Pittsburgh
Pittsburgh
Pittsburgh
Pittsburgh

33rd District-Armstrong County

J. Frank Graff

Kittanning

36th District-Beaver County

Frank E. Reed
J. Quint Salmon

Beaver
Beaver

57th District-Bedford County

Richard C. Snyder

Bedford

23rd District-Berks County

Warren K. Hess
James W. Bertolet

Wyomissing
Wyomissing

7th District-Bucks County

Edwin H. Satterthwaite
Lawrence A. Monroe

Doylestown
Doylestown

47th District-Cambria County

George W. Griffith

Ebensburg

56th District-Carbon County

Albert H. Heimbach

Jim Thorpe

18th District-Clarion County

Robert B. Filson

Clarion

46th District-Clearfield County

John A. Cherry

Clearfield

25th District-Clinton County

Abraham H. Lipez

Lock Haven

35th District-Crawford County

F. Joseph Thomas

Meadville

Homer L. Kreider

12th District-Dauphin County

Harrisburg

John V. Diggins
Louis A. Bloom

32nd District-Delaware County

Media
Media

James A. Reilly

14th District-Fayette County

Uniontown

Robert M. Morris

54th District-Jefferson County

Brookville

Otto P. Robinson

45th District-Lackawanna County

Scranton

W. Hensel Brown

2nd District-Lancaster County

Lancaster

John F. Henderson

53rd District-Lawrence County

New Castle

Kenneth H. Koch
Henry V. Scheirer

31st District-Lehigh County

Allentown
Allentown

Richard L. Bigelow

11th District-Luzerne County

Wilkes-Barre

Paul S. Lehman

58th District-Mifflin County

Lewistown

Fred W. Davis
Arlington W. Williams

43rd District-Monroe/Pike Counties

Stroudsburg
Stroudsburg

Frederick B. Smillie

38th District-Montgomery County

Norristown

Carleton T. Woodring

3rd District-Northampton County

Easton

J. Sydney Hoffman**
Victor J. DiNubile
Charles Klein
John J. McDevitt, III
Benjamin W. Schwartz
Kendall H. Shoyer
Maurice W. Sporkin
Ethan Allen Doty
John R. Meade
Maxwell L. Ominsky

1st District-Philadelphia County

Philadelphia
Philadelphia
Philadelphia
Philadelphia
Philadelphia
Philadelphia
Philadelphia
Philadelphia
Philadelphia
Philadelphia

	55th District-Potter County	
Walter P. Wells		Coudersport
	21st District-Schuylkill County	
G. Harold Watkins**		Frackville
	4th District-Tioga County	
Charles G. Webb		Wellsboro
	10th District-Westmoreland County	
L. Alexander Sculco		Greensburg
David H. Weiss		Greensburg
	44th District-Wyoming/Sullivan Counties	
Robert W. Trembath		Tunkhannock
	19th District-York County	
Richard E. Kohler		York

Judicial districts in alphabetic order.

**Superior Court.

DISTRICT JUSTICES

Name and County	Magisterial District #	Office Location
ADAMS COUNTY		
Donald G. Weaver	51-3-01	Gettysburg
John C. Zepp	51-3-03	East Berlin
Harold R. Deardorff	51-3-04	Fairfield
Eugene S. Long	51-3-06	Gettysburg
ALLEGHENY COUNTY		
Donald H. Presutti	05-2-01	Pittsburgh
Mark B. Devlin	05-2-02	Pittsburgh
James H. Bowen	05-2-03	Pittsburgh
Albert C. Pantone	05-2-04	Blawnox
Anthony F. Clark	05-2-05	Natrona
Robert E. McCarthy	05-2-06	Pittsburgh
John H. Salton	05-2-07	Monroeville
Maurice Mysels	05-2-08	Pittsburgh
Martin McTiernan	05-2-09	Braddock
Eugene L. Raible	05-2-10	Pittsburgh
George Bobich	05-2-11	N. Versailles
Howard D. Lindberg	05-2-13	McKeesport
Albert V. Belan	05-2-14	West Mifflin
Richard J. Terrick	05-2-15	Homestead
Olive S. Stocker	05-2-16	Library
Jules C. Melograne	05-2-17	Pittsburgh
Edward T. Snee	05-2-18	Pittsburgh
William J. Ivill, III	05-2-19	Pittsburgh
John J. Kumer	05-2-20	Bethel Park
William E. Downey	05-2-21	Bridgeville
Gary M. Zyra	05-2-22	Pittsburgh
Robert E. Forsythe	05-2-23	Crafton (Pittsburgh)
John L. Mussman	05-2-24	McKees Rocks
Matthew Butteri, Jr.	05-2-25	Coraopolis
Nicholas A. Diulus	05-2-27	Pittsburgh
Jacob H. Williams	05-2-28	Pittsburgh
Douglas Reed	05-2-29	Pittsburgh
Eileen H. Ambrose	05-2-30	Pittsburgh
Adam L. Schillinger	05-2-31	Pittsburgh
Domenic Frasca	05-2-33	Pittsburgh
Walter Wilson	05-2-34	Pittsburgh
Robert E. Tucker	05-2-35	Pittsburgh
James J. Hanley	05-2-36	Pittsburgh
Harry J. Pokora	05-2-37	Pittsburgh
William H. Conway	05-2-38	Pittsburgh
Regis C. Nairn	05-2-39	Pittsburgh
Donald E. Sparrow	05-2-40	Pittsburgh
Bernard J. Regan	05-2-42	Pittsburgh
Richard P. Herman	05-2-43	Pittsburgh
	05-2-44	Pittsburgh
James McCann	05-2-45	Pittsburgh

Name and County	Magisterial District #	Office Location
ALLEGHENY COUNTY (cont.)		
Regis C. Welsh, Jr.	05-2-46	Gibsonia
Raymond C. Thomas	05-3-01	Pittsburgh
James E. Russo	05-3-02	Leetsdale
Arthur Sabulsky	05-3-03	Pittsburgh
Angelo Toscolani	05-3-04	Russelton
A. Paul Conn	05-3-05	McKeesport
Andrew Kurta	05-3-07	Glassport
Paul Komaromy, Jr.	05-3-08	McKeesport
Sarge Fiore	05-3-09	Clairton
Andrew S. Skundrich	05-4-01	Millvale (Pittsburgh)
William E. Garove	05-4-04	Oakmont
Lee J. Mazur	05-4-05	Pittsburgh
Thomas J. O'Neill	05-4-06	Pittsburgh
Lee G. Peglow	05-4-07	Oakdale
ARMSTRONG COUNTY		
Eugene W. Shaeffer	33-3-01	Ford City
Robert J. Easley	33-3-02	Kittanning
Louis E. Milks, Jr.	33-3-03	Leechburg
Lisle E. James	33-3-04	Rural Valley
BEAVER COUNTY		
Hugo R. Iorfido	36-1-01	Baden
Milton H. Richeal	36-1-02	Beaver Falls
John J. Ayooob	36-1-03	Aliquippa
Lewis E. Kirchner	36-2-01	Conway
George L. Shaffer	36-2-02	Beaver
Arthur L. Schlemmer	36-3-01	New Brighton
Ross M. Keefer, Jr.	36-3-02	Beaver Falls
Joseph J. Liberati	36-3-03	Monaca
Stephen D. Mihalic	36-3-04	Aliquippa
BEDFORD COUNTY		
J. Robert Shaffer	57-3-01	Schellsburg
Kenneth G. Jewell	57-3-02	Bedford
Charles O. Guyer	57-3-03	Hopewell
Marion L. Morgret	57-3-04	Breezewood
BERKS COUNTY		
Patsy F. Spadafora	23-1-01	Reading
Albert J. Gaspari	23-1-02	Reading
Ralph B. Breneiser	23-1-03	Reading
Barbara A. Clark	23-1-04	Reading
George F. Graeff	23-1-05	Reading
Doris M. Dorminy	23-1-06	Hyde Park (Reading)
Henry E. Shultz	23-2-01	Spring Twsp. (Reading)
John A. Bender	23-2-02	West Lawn
Paul W. Geiger	23-2-03	Mount Penn (Reading)
Charlotte F. Reber	23-2-04	Shillington
George L. Wenger	23-3-01	Birdsboro
Arthur Herb	23-3-02	Boyertown

Name and County	Magisterial District #	Office Location
BERKS COUNTY (cont.)		
Wallace W. Wagonseller	23-3-03	Oley
Mabel E. Blank	23-3-04	Fleetwood
Douglas N. Heydt	23-3-05	Leesport
Stephen G. Wanner	23-3-06	Hamburg
Laura A. Keener	23-3-07	Strausstown
B. Brevard Lord	23-3-08	Robesonia
BLAIR COUNTY		
Domenic A. Caminiti	24-1-01	Altoona
William B. Lower	24-1-02	Altoona
Thomas P. Kilcoyne	24-1-03	Altoona
William G. Camberg	24-1-04	Altoona
James W. Morrissey	24-3-01	Tyrone
Patrick T. Jones	24-3-02	Altoona
Frederick L. Klepser	24-3-03	Hollidaysburg
Denver K. Ake	24-3-04	Roaring Spring
BRADFORD COUNTY		
Jack Huffman, Jr.	42-3-01	Troy
Albert J. Frank	42-3-02	Sayre
James M. Cox	42-3-03	Towanda
Bernard F. Bride	42-3-04	Wysox Twsp. (Towanda)
BUCKS COUNTY		
Chris G. Ritter	07-1-01	Cornwells Hgts.
Michael J. Manto	07-1-02	Bristol
Jennie I. Pekarski	07-1-03	Levittown
Anna V. Huhn	07-1-04	Levittown
Joseph F. Basile	07-1-05	Tullytown
Dorothy A. Pollock	07-1-06	Feasterville
Richard L. Garber	07-1-07	Penndel
Dominick C. Spadaccino	07-1-08	Levittown
James M. Kelly	07-1-09	Warminster
Gino J. Mattozzi	07-1-10	Levittown
Anne L. Orazi	07-1-11	Morrisville
John Leedom	07-2-01	Newtown
Oliver A. Groman	07-2-02	Doylestown
J. Robert Hunsicker	07-2-03	Perkasie
Clyde C. Leaver, Jr.	07-3-01	Doylestown
Kathryn L. Stump	07-3-02	Quakertown
Elizabeth M. Leonard	07-3-03	Kintnersville
BUTLER COUNTY		
William R. O'Donnell	50-1-01	Butler
George A. Stevenson, Jr.	50-3-01	Slippery Rock
Alberta M. Hindman	50-3-02	Chicora
James H. Galbreath	50-3-03	Saxonburg
John E. Banyay	50-3-04	Evans City

Name and County	Magisterial District #	Office Location
CAMBRIA COUNTY		
Joseph P. Piurkowsky	47-1-01	Johnstown
James E. Mayer	47-1-02	Johnstown
Julia A. Rozum	47-1-03	Johnstown
Max Pavlovich	47-2-01	Johnstown
Mike Kreskosky	47-3-01	Conemaugh
	47-3-02	
Joseph P. McCabe	47-3-03	Portage
Kenneth Robine	47-3-04	Cresson
Stephen F. Lobick	47-3-05	Hastings
William J. Shay	47-3-06	Sidman
Francis P. Brosius	47-3-07	Ebensburg
Alice Krug	47-3-08	Ashville
CAMERON COUNTY		
Alvin E. Brown	59-3-01	Emporium
CARBON COUNTY		
Harry E. Heydt	56-3-01	Jim Thorpe
Willard A. Steigerwalt	56-3-02	Palmerton
Joseph M. Sverchek	56-3-03	Lansford
Andrew Moisey	56-3-04	Beaver Meadows
CENTRE COUNTY		
Clifford H. Yorks	49-2-01	State College
Louise O. Green	49-3-02	Bellefonte
Robert A. Shoff	49-3-03	Phillipsburg
Palmer K. Bierly	49-3-04	Centre Hall
CHESTER COUNTY		
John T. Jeffers	15-2-01	Phoenixville
Armand A. Pomante	15-2-02	Paoli
Earl M. Heald	15-2-03	West Chester
John F. Catanese	15-2-04	Coatesville
Robert G. Mull	15-3-01	Pottstown
John R. Blackburn, Jr.	15-3-02	Malvern
C. Burtis Coxe	15-3-03	Downington
Eugene J. DiFilippo, Jr.	15-3-04	Kennett Square
Donald C. Brown	15-3-05	Oxford
Carl W. Henry	15-3-07	Parkesburg
CLARION COUNTY		
Alta L. Hamilton	18-3-01	Clarion
Norman E. Heasley	18-3-02	Shippenville
Virginia C. Dibble	18-3-03	Knox
Paul Matson	18-3-04	New Bethlehem
CLEARFIELD COUNTY		
Wesley J. Read	46-3-01	DuBois
William M. Daisher	46-3-02	Clearfield
Stephen Prunella	46-3-03	Winburne
Alice L. Gregg	46-3-04	Coalport
CLINTON COUNTY		
Carl R. Hamberger	25-3-01	Lock Haven
Kermit A. Dietrich	25-3-02	Mill Hall
Kevin R. Dwyer	25-3-03	Renovo

Name and County	Magisterial District #	Office Location
COLUMBIA COUNTY		
R. Donald Holter	26-2-01	Bloomsburg
Delbert L. Pennypacker	26-3-01	Millville
Nickolas B. Piazza	26-3-02	Berwick
William L. Breech	26-3-03	Catawissa
CRAWFORD COUNTY		
Estelle S. Reisner	30-2-01	Meadville
Carol Good	30-3-01	Linesville
Harry E. Randall	30-3-02	Meadville
Robert J. Leonhart	30-3-03	Cambridge Springs
Maurice L. Dickson	30-3-04	Cochranton
Charles T. Gillette	30-3-05	Centerville
Ronald A. Cole, Sr.	30-3-06	Titusville
CUMBERLAND COUNTY		
Joseph Zedlar	09-1-01	Camp Hill
Edward J. Carl	09-1-02	Camp Hill
Meade G. Lyons	09-2-01	Carlisle
Violet Cassner	09-3-01	Shippensburg
Esther M. Cohick	09-3-02	Newville
Chester H. Brymesser	09-3-03	Mt. Holly Springs
Ross A. McAlicher	09-3-04	Mechanicsburg
Ronald E. Klair	09-3-05	Mechanicsburg
DAUPHIN COUNTY		
Marlin E. Stroh	12-1-01	Harrisburg
Paul H. Hardy	12-1-02	Harrisburg
William E. Woods	12-1-03	Harrisburg
Joseph S. Pinamonti, Jr.	12-1-04	Harrisburg
Robert G. Shue	12-1-05	Harrisburg
Mary E. Cross	12-2-01	Harrisburg
William J. Gardner, Jr.	12-2-02	Steelton
Truman B. Peters	12-2-03	Middletown
Francis Reichenbach	12-3-01	Elizabethville
Lawrence E. Alvord	12-3-02	Dauphin
Samuel J. Magaro	12-3-03	Harrisburg
William P. Rathfon	12-3-04	Hershey
DELAWARE COUNTY		
Gerald A. Cox, Sr.	32-1-01	Chester
Garland W. Anderson	32-1-02	Chester
Joseph E. Palma	32-1-03	Chester
William J. Dittert, Jr.	32-1-04	Sharon Hill
Thomas J. Lacey	32-1-05	Darby
Robert W. Burton	32-1-06	Havertown
Gerald C. Liberace	32-1-07	Havertown
Robert H. Dewey	32-1-08	Lansdowne
Carl J. Melone	32-1-09	Broomall
Joseph V. Gessler	32-1-10	Media
Nicholas Sellers	32-1-11	Wayne
Charles S. Bottino	32-1-12	Folsom
Harry Merlino	32-1-13	Crum Lynne
Joseph M. Dougherty, II	32-1-14	Springfield
Martin J. Kerns	32-1-15	Upper Darby
Michael G. Cullen	32-1-16	Upper Darby
Albert J. Berardocco	32-1-17	Upper Darby
Vincent J. Cirilli	32-1-18	Chester
George W. Paige	32-1-19	Boothwyn

Name and County	Magisterial District #	Office Location
DELAWARE COUNTY (cont.)		
John L. Laskey, Jr.	32-2-01	Clifton Heights
Henry J. Silva	32-2-02	Aston
C. Walter McCray, Jr	32-2-04	Brookhaven
Leonard McDevitt	32-2-05	Glenolden
Anthony M. Truscello	32-2-06	Folcroft
John J. Neilson	32-2-07	Glenolden
David T. Videon	32-2-10	Newtown Square
Robert M. Shaffer	32-2-11	Ridley Park
Kenneth N. Miller	32-2-12	Upland
Dewey LaRosa	32-2-13	Media
Francis J. Murnaghan	32-2-14	Yeadon
Paul Ewaka	32-2-15	Lima
Leon J. Mascaro	32-3-01	Concordville
Clarence B. Nesbitt, Jr.	32-4-01	Thornton
ELK COUNTY		
Daniel T. Brahaney	59-3-02	Johnsonburg
Elizabeth J. Friedl	59-3-03	St. Marys
ERIE COUNTY		
Sophie C. Hogan	06-1-01	Erie
Kathryn L. Pohl	06-1-02	Erie
John A. Vendetti	06-1-03	Erie
L. Elliott Lefaiver, Sr.	06-1-04	Erie
Larry R. Fabrizi	06-1-05	Erie
Samuel U. Rossiter	06-2-01	Erie
Charles R. Wise	06-2-02	Erie
Joyce K. Dunn	06-2-03	Lawrence Park
Patsy A. Nichols	06-2-04	Corry
Peter P. Nakoski, Jr.	06-3-01	Harborcreek
Frank Abate, Jr.	06-3-02	North East
Stephen C. Ostrowski	06-3-03	Erie
Mary J. Fuller	06-3-04	Union City
Anna O. McCall	06-3-05	Waterford
Ronald E. Stuck	06-3-06	McKean
Harry L. Joslin	06-3-07	Girard
Robert C. Saxton Jr.	06-3-08	East Springfield
FAYETTE COUNTY		
Lawrence Blair	14-1-01	Uniontown
Charles F. Hartz	14-1-02	Connellsville
Harold Parker	14-2-01	Uniontown
Charles E. Pillar Sr.	14-2-02	Uniontown
Dona S. Saunders	14-2-03	Brownsville
Paul Shenal	14-3-01	Masontown
James E. Hare	14-3-02	Fairchance
Anthony A. Shuli	14-3-03	Republic
Andrew E. Turick	14-3-04	Fayette City
Michael Rubish	14-3-05	Perryopolis
Lloyd A. Williams	14-3-06	Dunbar
Grant Nicholson	14-3-07	Connellsville
Leila Van Sickle	14-3-08	Farmington
FOREST COUNTY		
Arthur D. Sager	37-4-02	Tionesta
Regis A. Fleming	37-4-03	Marienville

Name and County	Magisterial District #	Office Location
FRANKLIN COUNTY		
Joseph W. Gotwals	39-1-01	Chambersburg
Bruce C. Ingels	39-2-01	Waynesboro
James L. Campbell	39-3-01	Roxbury
Mabel Shoemaker	39-3-02	Scotland
Charles C. Harrison	39-3-03	Chambersburg
Esther L. Cordell	39-3-04	Chambersburg
Robert E. Eberly	39-3-05	Greencastle
Helen Y. Martin	39-3-06	Mercersburg
FULTON COUNTY		
Don C. Knepper	39-4-01	Fort Littleton
Dorothy S. Brantner	39-4-02	McConnellsburg
J. Pierce Gordon	39-4-03	Warfordsburg
GREENE COUNTY		
John C. Watson	13-3-01	Waynesburg
Ruth Hughes	13-3-02	Franklin Twsp. (Waynesburg)
	13-3-03	
HUNTINGDON COUNTY		
Daniel S. Davis	20-3-01	Alexandria
James H. Kyper	20-3-02	Huntingdon
Gretchen A. Krouse	20-3-03	Mount Union
N. Dale Wakefield	20-3-04	Orbisonia
INDIANA COUNTY		
Richard G. Orendorff	40-2-01	Indiana
Geraldine M. Wilkins	40-3-01	Clymer
Louis J. Nocco	40-3-02	Homer City
Angelo C. Cravotta	40-3-03	Blairsville
JEFFERSON COUNTY		
Guy M. Lester	54-3-01	Punxsutawney
Bill G. Wescoat	54-3-02	Reynoldsville
George B. Miller	54-3-03	Brookville
JUNIATA COUNTY		
Marian S. Mertz	41-3-01	Mifflintown
Betty G. Gingrich	41-3-02	Port Royal
LACKAWANNA COUNTY		
Frank F. Talerico	45-1-01	Old Forge
Thomas M. Hart	45-1-02	Scranton
Joseph B. Eiden	45-1-03	Scranton
Eugene T. Cadden	45-1-04	Scranton
Daniel J. Kelleher	45-1-05	Scranton
James P. Kennedy	45-1-06	Scranton
Michael S. Polizzi	45-1-07	Dunmore
John E. V. Pieski	45-1-08	Olyphant
Ferdinand A. Grunik	45-2-01	Jessup
James T. McHale	45-3-01	Clarks Summit
Donald Andrews	45-3-02	Moscow
Mary A. McAndrew	45-3-03	Carbondale
Donald A. Yurgosky	45-3-04	Jermyn
LANCASTER COUNTY		
Robert P. Dryden	02-1-01	Lancaster
John E. Mohler	02-1-02	Lancaster
Louise B. Williams	02-2-01	Lancaster
William A. Hull, Jr.	02-2-02	Lancaster
John S. Alexander	02-2-03	Lancaster

Name and County	Magisterial District #	Office Location
LANCASTER COUNTY (cont.)		
Murray R. Horton	02-2-04	Lancaster
Richard A. Sheetz	02-2-05	Landisville
Edward A. Hermesky	02-2-06	Columbia
Stella V. Caldwell	02-3-01	Millersville
Justus F. Bard	02-3-02	Lancaster
Mary F. Wilkinson	02-3-03	Lancaster
Joseph W. Bledsoe	02-3-04	Quarryville
Gilbert R. Book	02-3-05	Gap
Richard L. Reeser	02-3-06	Blue Ball
George C. Kelec	02-3-07	Denver
John W. Miller	02-3-08	Ephrata
Sharron A. Simpkins	02-3-09	Lititz
Paul K. Cassel	02-3-10	Manheim
Harold E. Greiner	02-3-11	Elizabethtown
Raymond B. Knorr	02-3-12	Mount Joy
LAWRENCE COUNTY		
Howard B. Hanna	53-1-01	New Castle
Wayne E. Shaffer	53-3-01	Ellwood City
Betty Lou Kradel	53-3-02	Edinburg
Ruth E. French	53-3-03	New Castle
Robert L. Zedaker	53-3-04	New Castle
LEBANON COUNTY		
John F. Arnold	52-1-01	Lebanon
Catherine M. Coyle	52-1-02	Lebanon
JoAnn Shultz	52-3-01	Myerstown
Lucy A. Dinunzio	52-3-02	Lebanon
Mary M. Spannuth	52-3-03	Jonestown
Jacob D. Ensminger	52-3-04	Ono
Lee R. Lehman	52-3-05	Palmyra
LEHIGH COUNTY		
Roland B. Downing	31-1-01	Allentown
Wilbur K. Gilbert	31-1-02	Allentown
George H. Schadler	31-1-03	Allentown
Ralph H. Beck	31-1-04	Allentown
James E. Stahl	31-1-05	Allentown
Joseph J. Maura	31-1-06	Bethlehem
Edward R. Ernst	31-1-07	Whitehall
William H. Burdette	31-1-08	Allentown
Edward F. Pressmann	31-1-09	Allentown
Donald E. Walter	31-2-03	Emmaus
Willis E. Hankee	31-3-01	Slatington
Richard J. Levan	31-3-02	Macungie
Charles A. Deutsch	31-3-03	Coopersburg
Theodore L. Russiano	31-3-04	Allentown
LUZERNE COUNTY		
Michael J. Collins	11-1-01	Wilkes Barre
John A. Bednarz	11-1-02	Wilkes Barre
Michael T. Conahan	11-1-03	Hazleton
Leonard C. Olzinski	11-1-04	Nanticoke
Joseph M. Augello	11-1-05	Pittston
Richard P. Adams	11-1-06	Kingston
Andrew Barilla, Jr.	11-1-07	Swoyersville
Bernard J. Wujcik	11-1-08	Plymouth

Name and County	Magisterial District #	Office Location
LUZERNE COUNTY (cont.)		
Carmen J. Maffei	11-2-01	West Pittston
Joseph Verespy	11-2-02	Plains
Patrick Cooney	11-2-03	Wilkes Barre
Robert Marshall	11-3-01	Shickshinny
Viola S. Mrochko	11-3-02	Berwick
Burton E. Balliet	11-3-03	Sugarloaf
Edward Verbonitz	11-3-04	Milnesville
Electra M. O'Donnell	11-3-05	White Haven
Ronald W. Swank	11-3-06	Mountain Top
Francis P. Flynn	11-3-07	Wilkes Barre
Leonard D. Harvey	11-3-08	Dallas
Earl S. Gregory	11-3-09	Shavertown
LYCOMING COUNTY		
	29-1-01	
Richard T. Eisenbeis	29-1-02	Williamsport
Dean E. Dawes	29-3-01	Williamsport
Ronald E. Blackburn	29-3-02	Williamsport
John W. Callahan	29-3-03	Hughesville
McKEAN COUNTY		
Robert V. Zimmerman	48-1-01	Bradford
David D. Feheley	48-3-01	Eldred
Edward M. Rosenswie	48-3-02	Smethport
Joseph J. Frampton	48-3-03	Bradford
Patricia J. Morey	48-3-04	Kane
MERCER COUNTY		
William M. Coleman	35-2-01	Sharon
Frank J. Tamber	35-2-02	Sharon
Joseph V. Gabany	35-3-01	Mercer
George E. McCandless	35-3-02	Jackson Center
Francis W. Brown	35-3-03	Greenville
MIFFLIN COUNTY		
E. Frank Burlew	58-3-01	Lewistown
	58-3-02	
MONROE COUNTY		
Dale A. Keenhold	43-2-01	Stroudsburg
Eleanor K. Randolph	43-2-02	East Stroudsburg
Clara Pope	43-3-01	Mt. Pocono
Earl R. Ammerman	43-3-02	Stroudsburg
Gerald D. Canfield	43-3-03	Tannersville
Glenn A. Borger	43-3-04	Brodheads ville
Emanuel Scavone	43-4-01	East Stroudsburg
Marjorie J. Shumaker	43-4-02	Mountainhome
MONTGOMERY COUNTY		
Elaine J. Adams	38-1-01	Norristown
James L. O'Brien	38-1-02	Elkins Park
William W. Reed	38-1-03	Elkins Park
M. William Peterson	38-1-04	Abington
Frank V. Plummer	38-1-05	Abington
Robert P. Johnson	38-1-06	Penn Valley-Warberth
Seymour L. Green	38-1-07	Ardmore
George R. Eastburn, Jr.	38-1-08	Flourtown
Donald O. Riehl	38-1-09	King of Prussia
A. T. Maynard	38-1-10	Ambler

Name	Magisterial District #	Office Location
MONTGOMERY COUNTY (cont.)		
Charles A. Dasch	38-1-11	Pottstown
Richard E. Evans	38-1-12	Pottstown
John T. Sachaczanski	38-1-13	Conshohocken
John C. Bready, Jr	38-1-14	Willow Grove
Donald B. McIntyre	38-2-01	Willow Grove
Grant Musselman	38-2-02	Souderton
Sherwood F. Zepp	38-2-04	Lansdale
Marton R. Kiggins	38-2-05	Royersford
Bernard J. Maher	38-2-06	Collegeville
Everett P. Arnold	38-2-08	Huntington Valley
George H. Knoell, Jr.	38-2-13	Blue Bell
Ronald Furlin	38-2-14	Horsham
James W. Speers	38-2-17	Lafayette Hill
Francis J. Lawrence	38-2-18	Norristown
Robert A. Saraceni	38-2-19	Norristown
Leonard P. Flack	38-2-20	Norristown
Leroy S. Oelschlager	38-3-01	East Greenville
Nancy N. Moore	38-3-02	Gilbertsville
Carroll A. Rosenberger	38-3-03	Schwenksville
MONTOUR COUNTY		
Esther Cotner	26-3-04	Danville, Pa.
NORTHAMPTON COUNTY		
John Gombosi	03-1-01	Bethlehem
Elizabeth Romig	03-1-02	Bethlehem
Michael J. Koury	03-1-03	Easton
James F. Stocklas	03-2-01	Bethlehem
William B. Griffith	03-2-02	Bethlehem
Dennis J. Monaghan	03-2-03	Bethlehem
	03-2-04	
David T. Reibman	03-2-05	Easton
Pat J. Maragulia	03-2-06	Easton
Samuel L. Kulp	03-2-07	Northampton
Elmo L. Frey, Sr.	03-2-08	Nazareth
Walter F. Auch, Jr.	03-2-09	Easton
Harold R. Weaver, Jr.	03-3-01	Danielsville
Frederick A. Reinhart	03-3-02	Wind Gap
Sherwood R. Grigg	03-3-03	Roseto
NORTHUMBERLAND COUNTY		
Michael F. Mychak	08-2-01	Mt. Carmel
Kenneth R. Fairchild	08-3-01	Milton
Wade J. Brown	08-3-02	Sunbury
John E. Moore	08-3-03	Shamokin
PERRY COUNTY		
Howard R. Maguire	41-3-03	Duncannon
Donald F. Howell	41-3-04	Newport
Jane R. Dyar	41-3-05	Loysville
PIKE COUNTY		
Carolyn H. Purdue	43-3-05	Milford
Dore N. James	43-3-06	Hawley
POTTER COUNTY		
Edward L. Easton	55-3-01	Coudersport
Laura Hemphill	55-4-01	Shinglehouse
Jeanne M. Cole	55-4-02	Ulysses
Katherine G. Flynn	55-4-03	Galeton
Mary A. Walters	55-4-04	Austin

Name and County	Magisterial District #	Office Location
SCHUYLKILL COUNTY		
William J. Purcell	21-2-01	Pottsville
Catherine E. Thompson	21-2-02	Pottsville
Bernard Brutto	21-2-03	Shenandoah
Joseph B. Weyman	21-3-01	Ashland
Norman H. Richards	21-3-02	Tamaqua
Dwight M. Stine	21-3-03	Tamaqua
Elizabeth M. Lurwick	21-3-04	Port Carbon
Frank Gallo	21-3-05	Mahanoy City
Earl H. Matz, Jr.	21-3-08	Tremont
Robert T. Brennan	21-3-09	Saint Clair
Lester M. Reber	21-3-10	Orwigsburg
Stephen R. Salve	21-3-12	Minersville
SNYDER COUNTY		
Clark H. Arbogast	17-3-03	Selinsgrove
William C. Saylor	17-3-04	Middleburg
SOMERSET COUNTY		
Constant N. Ferre	16-3-01	Boswell
Anthony F. Muscatello	16-3-02	Windber
Jon A. Barkman	16-3-03	Somerset
Frances L. Cornish	16-3-05	Confluence
Robert M. Philson	16-3-06	Meyersdale
SULLIVAN COUNTY		
Milo D. Clinton	44-3-03	Dushore
Francis M. McCarty	44-4-03	Forksville
SUSQUEHANNA COUNTY		
Marjory A. Wheaton	34-3-01	Montrose
George H. Stover	34-3-02	New Milford
Barbara A. Obelenus	34-3-03	Harford
TIOGA COUNTY		
William A. Buckingham	04-3-01	Elkland
Thomas L. Bolton	04-3-02	Wellsboro
Eleanor Trask	04-3-03	Mansfield
UNION COUNTY		
Paul E. Crow	17-3-01	Lewisburg
William D. Yohn	17-3-02	Mifflinburg
VENANGO COUNTY		
Mary E. Nosko	28-3-01	Pleasantville
Charles R. Thurau	28-3-02	Oil City
Robert E. Billingsley	28-3-03	Franklin
Donald E. Sloan, Jr.	28-3-04	Emlenton
WARREN COUNTY		
J. C. Lobdell	37-2-01	Warren
Ruth Mills	37-3-01	Russell
Suzanne Hodges	37-3-02	Sugar Grove
Frances Rhodes	37-3-03	Youngsville
Allen D. Carlett	37-3-04	Sheffield
Frances M. Gaworecki	37-4-01	Tidioute
WASHINGTON COUNTY		
	27-1-01	Washington
Clyde G. Tempest	27-1-02	Monongahela
Matthew L. Cowell,	27-1-03	Charleroi
John DeFilippo	27-2-01	Cannonsburg
Joseph P. Reichel	27-3-01	Finleyville

Name and County	Magisterial District #	Office Location
WASHINGTON COUNTY (cont.)		
Steve Morgo	27-3-02	Bentleyville
Daryl A. Zeaman	27-3-03	California
Louis I. Quail	27-3-04	Richeyville
Henry Mavrich	27-3-05	Strabane
Tony Bartkus	27-3-06	McDonald
Thomas McGraw	27-3-07	Burgettstown
June B. Lilley	27-3-08	Meadow Lands
Joseph Oliverio	27-3-09	Washington
Richard L. Martin	27-3-10	Claysville
WAYNE COUNTY		
Allan V. Campfield	22-3-01	Hawley
Marjorie B. Kinsman	22-3-02	Honesdale
Margaret C. Farley	22-3-03	Waymart
	22-3-04	Lakewood
WESTMORELAND COUNTY		
Donald C. Japalucci	10-1-01	Jeannette
John F. Billy	10-1-03	Monessen
William S. Guido	10-1-04	Lower Burrell
Buddy P. Cipolla	10-1-05	New Kensington
Ernest M. Johnson	10-2-01	Youngwood
James H. Mann, Jr.	10-2-02	Vandergrift
Lance Brown	10-2-03	Irwin
Martha Medich	10-2-04	Irwin
Jeane C. Anderson	10-2-06	Belle Vernon
	10-2-08	Latrobe
Raymond E. Tubbs	10-2-09	North Huntingdon
Michael G. Moschetti	10-2-10	Greensburg
Lois L. Diehl	10-3-01	Greensburg
Robert E. Scott	10-3-02	Murrysville
Shirley Miller	10-3-03	Herminie
C. McKee Speer	10-3-05	Apollo
Robert J. Loncharich	10-3-07	Latrobe
Carmen C. Perna	10-3-08	Loyalhanna
Terry F. Marolt	10-3-09	Ligonier
R. Daniel Smith	10-3-10	Scottdale
Margaret I. Tlumac	10-3-11	Mount Pleasant
WYOMING COUNTY		
Leo P. Conway	44-3-01	Factoryville
Herbert W. Downs	44-3-02	Tunkhannock
Patricia A. Robinson	44-3-04	Meshoppen
YORK COUNTY		
Mildred H. Becker	19-1-01	York
Chester D. Thomas, Jr.	19-1-02	York
Curtis Sponseller	19-1-03	Hanover
Arthur D. Weeks	19-2-01	York
Jack Barton	19-2-02	York
Harold Dixon	19-2-03	York
Donald G. Rode	19-2-04	Emigsville
James G. Wallace	19-3-01	Windsor
Lois Jean Mundoroff	19-3-02	Airville
Virginia I. Kliefelter	19-3-03	Stewartstown
James W. Reedy	19-3-04	Seven Valleys
Margaret L. Klinedinst	19-3-05	Glennville
Paul M. Diehl, Jr.	19-3-06	Spring Grove
Quentin R. Stambaugh	19-3-07	Thomasville
J. Wilbur Kriner	19-3-09	New Cumberland
Samuel A. Hill	19-3-10	Franklintown

JUDGES OF THE PHILADELPHIA TRAFFIC COURT

Dominick Iannarelli, President Judge

Samuel Clark, Jr.
Salvatore DeMeo

Raymond A. Malone
George Twardy

MAGISTRATES FOR THE CITY OF PITTSBURGH

Alan Penkower, Esq.
Chief Magistrate

Louis Dadowski, Jr., Esq.
Gretchen G. Donaldson, Esq.

Joseph James, Esq.
Donald G. Turner, Esq.
Walter Little, Esq.

SUPREME COURT OF PENNSYLVANIA



ADMINISTRATIVE OFFICE OF PENNSYLVANIA COURTS

1414 THREE PENN CENTER PLAZA
PHILADELPHIA, PENNSYLVANIA 19102
(215) 567-3071 - 686-3578

ALEXANDER F. BARBIERI
JUDGE
COURT ADMINISTRATOR OF PENNSYLVANIA

DEPUTY COURT ADMINISTRATORS
~~XXXXXXXXXXXXXXXXXXXX~~
GERALD W. SPIVACK, ESQUIRE
~~XXXXXXXXXXXXXXXXXXXX~~

NCJRS

SEP 25 1979

ACQUISITIONS

I am pleased to send you a copy of the 1978 Report of
the Administrative Office of Pennsylvania Courts.

A handwritten signature in cursive script that reads "A. F. Barbieri".

Alexander F. Barbieri
Court Administrator of Pennsylvania

AFB/th