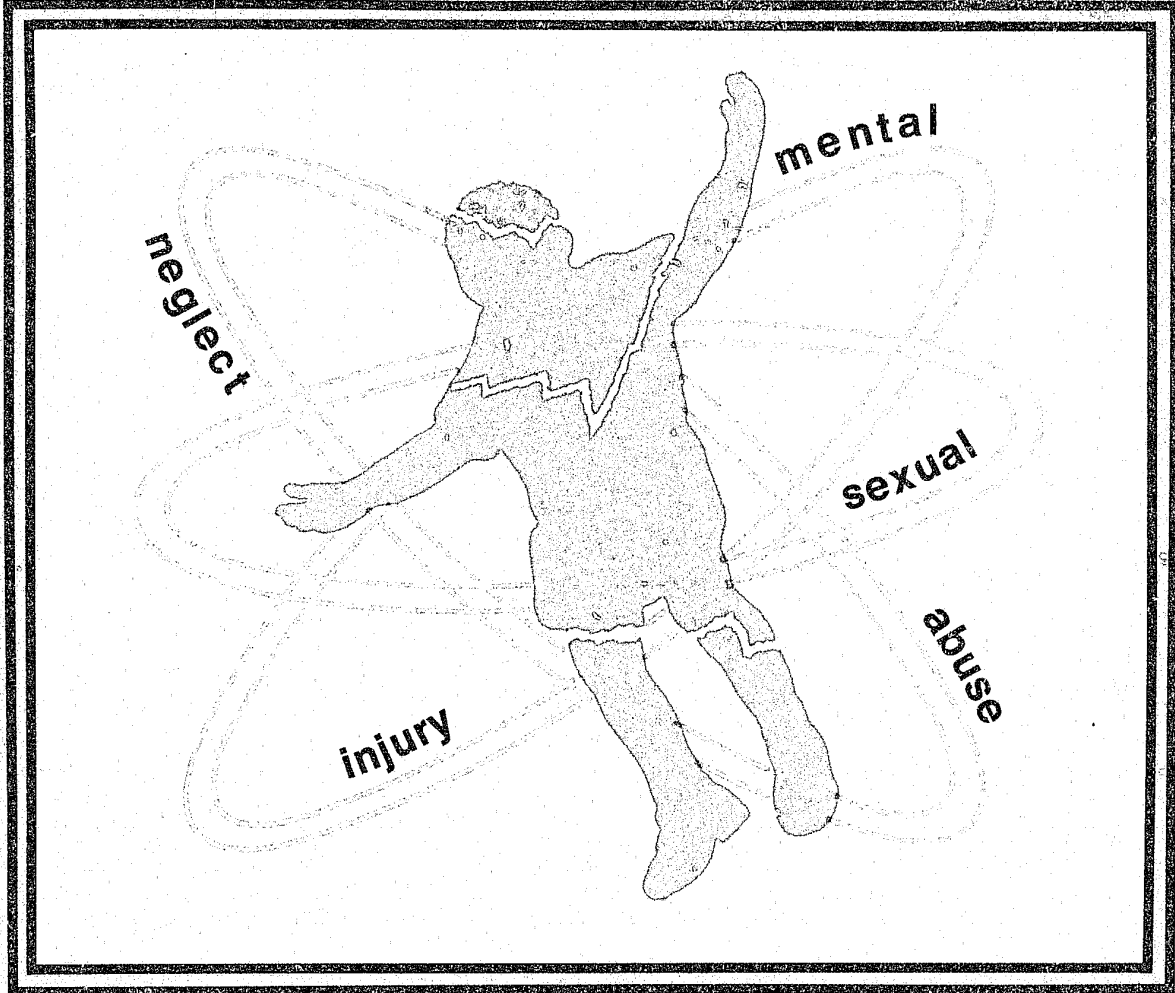


1977 REPORT

# Child Abuse



61051



Commonwealth of Pennsylvania • Department of Public Welfare  
Office of Children and Youth



COMMONWEALTH OF PENNSYLVANIA  
DEPARTMENT OF PUBLIC WELFARE  
HARRISBURG

THE SECRETARY

TELEPHONE NUMBER  
787-2600, 787-3600  
AREA CODE 717

The Honorable Milton J. Shapp  
Governor of Pennsylvania  
Harrisburg, Pennsylvania 17120

Dear Governor Shapp:

I am pleased to submit to you the second Annual Report as required by the Child Protective Services Law of 1975 (Act 124).

The year 1977 was a sobering one considering the amount of child abuse that was found to exist in Pennsylvania. I am saddened to report that during 1977 4,498 children were found to have been seriously abused under the definitions of Act 124. This is more than the total number of children found to have been abused, under the previous statute, for the six year period 1968 through 1974. Each day during 1977 an average of 12 children were abused in Pennsylvania. Unfortunately, we may still not know the true incidence of child abuse since many cases of child abuse are still undetected or unreported. 21 children died due to abuse during 1977. This is particularly alarming considering that many such deaths are not reported as child abuse but are listed as accidental or handled strictly as criminal matters.

During 1977, 12,939 incidents of suspected abuse were investigated by county child welfare agencies. Of this amount 8,441 were determined to be "unfounded." This means that out of every 10 incidents reported, six were determined "unfounded" and four proved to be actual abuse. One concern I wish to bring to your attention is the plight of those children who, though they were not determined to be seriously abused under Act 124, still are the victims of less serious neglect or maltreatment. This report speaks to that concern and one recommendation is to consider expanding the definition of abuse to provide better protection for the other "six" children.

Act 124 has dramatically increased our ability to identify cases of suspected child abuse. Much remains to be done however, in expanding services to protect children and to help parents.

To combat this enormous social problem, increased funding for services aimed at prevention and treatment of child abuse is required.

Included in this report are:

- a statistical analysis of the reports of suspected child abuse made to the Department,
- a report on the continued implementation of the Act,
- cost to the Commonwealth,
- services offered/provided by the county child welfare agencies under the Act,
- activities of the Department during the second year of operation, and
- recommendations for amendments to the Act to strengthen services to abused children and their parents.

The county child welfare agencies are to be commended for their efforts in increasing both the quality and quantity of services on behalf of abused children. This report highlights some of the new and innovative programs that counties have established. I am confident that, through continued efforts on the part of the county child welfare agencies under the leadership of the Department of Public Welfare, we can look forward to even more and better programs in the coming year.

Sincerely,

Aldo Colautti

COMPLIMENTS  
MICHAEL A. O'PAKE  
STATE SENATOR

# TABLE OF CONTENTS

<b>I. INTRODUCTION</b> .....	5
<b>II. SUMMARY OF ACT 124</b> .....	5
<b>III. STATE ACTIVITIES</b> .....	6
A. Bureau of Child Welfare .....	6
B. ChildLine and Abuse Registry .....	6
C. Regional Offices .....	8
1. Abuse of Children by Foster Parents (Table I) .....	9
2. Abuse of Children by Institutional Staff (Table II) .....	10
D. Public Education .....	10
<b>IV. COUNTY CHILD PROTECTIVE SERVICE ACTIVITIES</b> .....	10
A. Establishment of Child Protective Service .....	10
1. Local Plan Table (III) .....	10
2. Staff (Table IV) .....	12
3. Required Staff Activities .....	13
B. Services Available Through Child Protective Service .....	13
1. Multidisciplinary Teams .....	13
a. Lehigh County .....	13
b. Table (V) .....	14
2. Instruction in Education for Parenthood .....	15
Allegheny Co. ....	15
Berks Co. ....	16
Blair Co. ....	17
Lehigh & Northampton Cos. ....	17
3. Self Help Groups .....	17
a. Table (VI) .....	18
b. Bucks Co. ....	19
Indiana Co. ....	20
4. Emergency Services .....	20
Table (VII) .....	21
5. Protective & Preventive Social Counseling .....	22
Lehigh Co. ....	22
6. Emergency Medical Services .....	23
7. Education & Training .....	23
Table (VIII) .....	23
Berks Co. ....	24
Columbia Co. ....	24
Delaware Co. ....	25
<b>V. FUNDING</b> .....	25
Table IX .....	26
<b>VI. LEGISLATIVE OVERSIGHT</b> .....	27
<b>VII. EVALUATIONS AND RECOMMENDATIONS</b> .....	27
<b>VIII. STATISTICAL HIGHLIGHTS</b> .....	29
Statistical Tables .....	30
 <b>APPENDIXES</b>	
A. Bureau of Child Welfare Forms .....	49
B. State Regional Offices .....	55
Child Welfare Agencies .....	57

# WHO WOULD HURT A LITTLE CHILD?



Each year, thousands of people throughout Pennsylvania do.

Children are beaten, burned, starved, seriously neglected, molested and murdered.

Last year, more than 13,000 cases of suspected child abuse were investigated as a result of calls to CHILDLINE or to local Child Welfare Agencies.

Those were the hurt children we heard about. There are a lot we didn't hear about.

And we can't help them unless we know about their plight.

Help parents break the cycle of abuse and neglect and provide the kind of love and care that children deserve.

If you know of an abused or seriously neglected child, call the toll-free CHILDLINE any time of the day or night.

ChildLine 800-932-0313

Your Call Could Save a Child's Life

## I. INTRODUCTION

The Pennsylvania General Assembly, recognizing the need for an effective child protective service to prevent the children of the Commonwealth from suffering serious physical or mental injury, sexual abuse or serious physical neglect, passed the Child Protective Service Law which was signed by Governor Milton J. Shapp on November 26, 1975. Final regulations were published in the April 3, 1976 issue of the *Pennsylvania Bulletin*.

The law requires the Pennsylvania Department of Public Welfare to prepare and submit an annual report on child abuse to the Governor, Legislators, and each county child welfare agency by April 15 of each year.

This second annual report on Child Protective Services covers the period of January 1 through December 31, 1977. It contains:

- a full statistical analysis of the reports of suspected child abuse made to the Department;
- a description of the efforts being made by the Department and county child protective service units to implement the provisions of the Act;
- highlights of special programs being developed by county child welfare agencies;
- the cost to the Commonwealth of implementing the Act; and
- an evaluation of services provided by the County Child Protective Services and the Department.

## II. SUMMARY OF ACT 124\*

The legislative purposes of this act are to:

1. encourage more complete reporting of suspected child abuse;
2. provide swift investigations of reports of suspected child abuse;
3. provide children with protection from further abuse;
4. provide rehabilitative services to the parents and child;
5. preserve and stabilize family life whenever appropriate.

The Act defines child abuse as demonstrable damage or already evident harm to the child which is caused by the acts or omissions of the parents or persons responsible for the child's welfare.

Four distinct forms of abuse are outlined in the law:

1. serious physical injury unexplained by past medical history as accidental;
2. serious mental injury unexplained by past medical history as being accidental;
3. sexual abuse;
4. serious physical neglect.

As the law is written child abuse involves actual harm to the child. For child abuse to exist under the law, there must be either serious physical or mental injury, serious physical neglect or sexual abuse.

Act 124 specifically excludes harm to the child that is the result of environmental factors such as inadequate housing, furnishings, income, clothing and medical care which are beyond the control of parents or other persons responsible for the child's welfare.

\*Taken in part from "Child Abuse and the Law" prepared by the Juvenile Law Center of Philadelphia.

In addition a child will not be considered abused solely because the child is being treated for physical or mental illness through spiritual means in accord with the practice of a recognized church or religious denomination.

Whose acts or omissions may constitute child abuse? Act 124 refers to acts or omissions by "parents or other persons responsible for the child's welfare." "Other persons" include guardians and custodians such as child welfare agencies, foster parents, group homes, baby sitters, school personnel and residential child caring institutions.

All reports must be classified in one of the following categories within 60 days of the initial oral report:

1. Indicated—where substantial evidence of the alleged abuse exists based on the medical evidence and social investigation or an admission by the perpetrator of the alleged abuse.
2. Founded—a decision by a court that abuse has occurred.
3. Unfounded—the lack of evidence to validate the allegations of abuse.

In the first two instances, records are maintained on file at the Statewide Central Register until the child's 18th birthday. In the third instance, all records are destroyed.

Certain individuals, who by the nature of their profession come into contact with children, are required to report to the Statewide ChildLine any child coming before them who they suspect may have been abused. Those individuals include, but are not limited to:

1. Licensed physicians
2. Medical examiners
3. Dentists
4. Optometrists
5. Chiropractors
6. Podiatrists
7. Interns
8. Registered nurses
9. Licensed practical nurses
10. School teachers and administrators
11. Social workers
12. Child care workers
13. Mental health professionals
14. Law enforcement officials
15. Christian Science Practitioners
16. Hospital personnel engaged in the admission, examination, and care of patients

All reporters are immune from civil and criminal liability when reports are made in good faith. The good faith of mandated reporters is presumed. This does not preclude any subject of a report from bringing suit against a reporter. Willful failure to report a case of suspected child abuse may result in charges being filed against the mandated reporter.

The law also establishes the following:

- A Statewide Toll-Free 24 hour Telephone Hotline, known as ChildLine (800-932-0313), for receiving reports of suspected abuse.
- A Statewide Central Register for "Founded" and "Indicated" cases.



- A separate Child Protective Services (CPS) unit in each county with provisions for 24-hour coverage.
- Rehabilitative services in each county, i.e. multi-disciplinary teams, parent education, counseling, emergency shelter and caretaker services, emergency medical services and parental self-help groups.
- Guardian-ad-litem to represent the child in any legal proceedings.
- Strict confidentiality provisions governing release of information contained in reports of suspected abuse.
- Provisions for taking protective custody of children for 24 hours without a court order (physicians only).
- That each county child welfare agency have an approved plan for the delivery of services under Act 124.

### III. DEPARTMENT OF PUBLIC WELFARE ACTIVITIES

#### A. BUREAU OF CHILD WELFARE

The Bureau of Child Welfare, under the supervision of the Deputy Secretary for Social Services, carries the responsibility for program planning and development, and monitoring of all county child welfare programs in the State.

The Bureau did the following in discharging its mandates under the Act during 1977:

1. Continued operation of the ChildLine and Abuse Registry.
2. Initiated and assisted in consultation and educational activities for mandated and non-mandated reporters and for agency and regional office staffs. Staff from the Bureau and ChildLine provided speakers for 20 professional seminars and workshops and eight meetings of interested citizens.
3. Processed requests from subjects of reports to amend, seal or expunge the report in which they were named because they argued the report was inaccurate or was being maintained in a manner that is inconsistent with the Act. The Secretary received 37 such requests in 1977. After consultation with the local agency and the department's legal office all 37 requests were denied. Three subjects requested a hearing before the Secretary, and their requests were forwarded to the Hearings and Appeals Unit for an administrative hearing.
4. Staff from Central Office, Regional Office and the Department's Legal Office conducted two performance audits of the operations of two county Child Protective Services (CPS) Units. This was at the direction of the Secretary of the Department because of alleged violations of the Act by the county CPS. Although both counties were in substantial compliance with the Act and regulations, recommendations were made to increase the quality of services to abused children in those counties. The Regional Offices are supervising and assisting in the implementation of the recommendations.
5. Continued to coordinate Title XX contracts to enable counties to receive Federal funds to offset the costs of Act 124.

6. Co-sponsored with The Hershey Medical Center, The Pennsylvania Bar Association and the Department of Health, Education and Welfare a conference for members of the medical, legal and social work professions to encourage the development of closer working relationships among them. Leading experts from the state and nation presented papers on the relevant concepts of child abuse in their areas of expertise. A conference report containing the major papers is available from the DPW Bureau of Public Education, P.O. Box 2675, Harrisburg.
7. Completed work on a grant for \$88,456 under the provisions of the Federal Child Abuse Prevention and Treatment Act of 1974. This grant will enable the Bureau to provide additional training, education, and consultative services to the counties and strengthen the services of the Statewide Multidisciplinary Team.
8. Permission was granted to a researcher to conduct a demographic study of the incidents of child abuse in Philadelphia.
9. The Bureau and regional offices reviewed the local plans submitted by the counties. In 1977, 36 counties were granted a waiver from establishing a separate CPS unit because of the size of the county and number of referrals. (Six counties had approval pending as of 12-31-77.)
10. Continued development of the Statewide Multidisciplinary Team and published Guidelines for use by counties in implementing a multidisciplinary team.
11. Coordinated consultative services from Development Associates, a government and business consulting firm, to establish and/or strengthen the services provided by multidisciplinary teams to abused children and their parents in the following counties:

#### CENTRAL REGION

Lancaster  
Lebanon  
Adams, Fulton, and Perry as a group

#### NORTHEAST REGION

Luzerne and Wyoming  
Pike

#### SOUTHEAST REGION

Chester  
Delaware

#### WESTERN REGION

Clarion, Clearfield, Elk, Jefferson, McKean, and Potter as a group  
Erie, Crawford, Mercer, and Venango as a group  
Westmoreland

#### B. CHILDLINE AND ABUSE REGISTRY

##### Administrative Structure

ChildLine performs those duties assigned to it by Section 14 of Act 124. It is staffed by 10 telephone counselors, two supervisors, three clerical persons and the administrator. Three daily shifts provide around-the-clock telephone coverage seven days a week.

### Telephone System

ChildLine's telephone system includes three incoming toll-free lines available to anyone in the State to report suspected child abuse, day or night, weekdays, weekends or holidays. These lines are activated by calling the appropriate access code plus 800-932-0313. Out-of-state callers cannot use the toll-free lines but can call 717-783 8744. Each toll-free line is answered directly by a telephone counselor. In addition to the toll-free lines, there are four outgoing Wide Area Telephone System (WATS) lines used to make child abuse referrals to county child welfare agencies and for administrative purposes. The telephone system includes a conference connection allowing ChildLine personnel to talk to two persons simultaneously. The conference lines are used in emergency situations or when it is advantageous to have the caller speak immediately with two persons at the same time.

### Child Abuse Registry

The ChildLine and Abuse Registry program continues to provide those functions mandated by Act 124 as follows:

#### Pending Complaint File Section

The Pending Complaint File Section contains only the reports of suspected child abuse under investigation by Child Protective Service Units. Upon receipt of such a report from either a mandated or non-mandated source, the ChildLine worker processes the report for entry into the Pending Complaint File.

Only the following information is kept in the Pending Complaint File: the name of the subject(s) of the report; the date(s), nature and extent of the alleged instances of suspected child abuse; the home address of the subject(s) of the report; the age of the children suspected of being abused; the locality in which the suspected abuse occurred; and the progress of any legal proceedings brought on the basis of a report of suspected child abuse.

When the county Child Protective Service Unit forwards the results of the investigation, the report is removed from the Pending Complaint File and processed according to the status of the evaluation. Reports not received within 60 days are removed and expunged as "unfounded."

#### Central Register Section

The Central Register Section contains reports of child abuse which, after investigation, were determined to be either "founded" or "indicated."

The information contained in the Central Register is identical to that kept in the Pending Complaint File and, in addition, includes the status of the evaluation.

A Child Protective Service worker may use the ChildLine for determining the existence of a "founded" or "indicated" report on its behalf or on behalf of a physician when either has a child before them suspected of being abused. ChildLine, through the use of a master file card system, has the capability of determining the existence of a prior registered report by either the child's, parent's or perpetrator's name.

The amount of information that can be released from the Central Register is limited by law. Information is released only after the Child Protective Service worker

has been properly identified and has a legitimate need for such information.

The Central Register contains only reports received since November 26, 1975. All reports received by the Department prior to November 26, 1975 were expunged in accordance with the Act.

### Reporting Procedures

If a referral of alleged abuse is received initially at ChildLine, the worker secures as much information as possible from the caller. The Central Register is checked for prior reports, a case number is assigned, and the Child Protective Service Unit is immediately informed, both orally and in writing, of all this information. The mandated reporting source submits a written report to the Child Protective Service Unit after reporting to the ChildLine.

All reports initially received by the Child Protective Service Unit and relayed to ChildLine are subjected to the same procedures as if received by ChildLine initially.

When the suspected abuse has been committed by the agency or any of its agents or employees, the report is referred to DPW Regional Office staff for investigation.

### Case Monitoring

On a daily basis, ChildLine staff monitor the reports in the Pending Complaint File to determine if they are received within the 30-and-60 day time periods prescribed by law. The Child Protective Service Units and Regional Office staff are notified when reports are not received within 30 days. Those reports not received within 60 days are destroyed as "unfounded."

### Confidentiality

All reports and report summaries at ChildLine are confidential by law and may be made available only to:

1. The Child Protective Service Unit in the course of official duty.
2. A physician or the director of a hospital or medical institution where the child being examined or treated is suspected of being an abused child.
3. A guardian-ad-litem.
4. The State Secretary of Public Welfare.
5. Deputy Secretary for Social Services, DPW.
6. Commissioner of the Office of Children and Youth, DPW.
7. ChildLine staff.
8. Director, Bureau of Child Welfare, DPW.
9. Child Welfare staff in DPW regional offices.
10. Court, pursuant to a court order.
11. The subject of a report via a written request.

**WILLFUL RELEASE OF SUCH INFORMATION, OTHER THAN TO THE ABOVE, CONSTITUTES GROUNDS FOR SEVERE DISCIPLINARY ACTION UP TO AND INCLUDING DISMISSAL.**

ChildLine's premises are secured so that only duly authorized staff may gain admission.

### Research File of Non-Identifiable Information

This file contains non-identifiable information on all reports received at ChildLine. The information is maintained to conduct studies of the data. The following is

included in this file on all reports:

- the date(s), nature and extent of alleged instances of abuse;
- the locality in which the suspected abuse occurred;
- the status of the report; and
- the result of any legal proceeding brought on the basis of the report of suspected child abuse omitting names and addresses.

**Notifications**

ChildLine notifies the county Child Protective Service Unit and all subjects of the report of any expunging of reports when: (1) a report is determined to be unfounded; (2) there is a formal change in the report by an order of the Secretary of Public Welfare; (3) the subject child reaches his/her 18th birthday—all subjects of the report receive expunction notification letters on "indicated" reports. Only the child receives a notification letter on "founded" reports while all other subjects remain on file in the Central Register.

**REQUIRED EXPUNCTION OF INFORMATION IS ACCOMPLISHED BY USE OF A PAPER SHREDDER. EXPUNGED INFORMATION CANNOT BE RETRIEVED BY ANY MEANS.**

**Audits by the Justice Department**

To ensure that ChildLine is performing according to the mandates of the Act, the State Attorney General is mandated to conduct an audit of the Central Register and Pending Complaint File at least every three months.

**Other Services**

In addition to providing those functions required by Act 124, the ChildLine program provides information, referral, and counseling services to callers. General information about Act 124, the ChildLine Program, services available through county child welfare agencies, child abuse statistics, printed materials, etc. are provided upon request. Initial crisis counseling is provided with the immediate goal being that of referring such callers to a local resource for continued help. Callers are frequently referred to county child welfare agencies and local self-help groups. ChildLine maintains a statewide directory of social services in order to match the callers need(s) with a local resource.

During 1977, ChildLine provided information, referral, or counseling to 2,164 callers. The source/setting of these callers is as follows:

Individual (non-agency affiliated)	1,876	(86.7%)
Educational	75	(3.5%)
Public Social Service Agency	59	(2.7%)
Private Social Service Agency	35	(1.6%)
Law Enforcement Agency	28	(1.3%)
Medical Agency	46	(2.1%)
Other	45	(2.1%)

The nature/reason for these calls is categorized as follows:

Family/individual problem (requiring referral)	156	(7.2%)
Family/individual problem (not requiring referral)	483	(22.3%)
Requests for printed information	803	(37.1%)
Complaints re:		
agencies/institutions	48	(2.1%)
Questions re: law or ChildLine	127	(5.9%)
Requests for speakers	12	(0.6%)
Insufficient information for abuse referral	281	(13.0%)
Miscellaneous (prank, opinion, etc.)	254	(11.8%)

Of the 2,164 calls received, 895 or 41.4% resulted in the caller being referred to another agency. The types of agencies these callers were referred to is categorized as follows:

Educational	13	(1.5%)
Public Social Service Agency	611	(68.3%)
Private Social Service Agency	34	(3.8%)
Law Enforcement Agency	41	(4.6%)
Medical agency/institution	7	(0.8%)
Other	189	(21.1%)

**REGIONAL OFFICES**

The Department of Public Welfare has four regional offices to enhance accessibility to citizens of Pennsylvania:

Region	Headquarters Office*
Central	Camp Hill
Northeastern	Scranton
Southeastern	Philadelphia
Western	Pittsburgh

It is the responsibility of regional staff to supervise and evaluate the services provided by the counties. Regional staff give technical assistance to social service agencies providing mandated child welfare services. They also do on-site investigations of foster care and institutional child abuse allegations. Interpretation of laws and regulations is provided to ensure uniformity among the sixty-seven counties.

Specific duties of regional office staff regarding Act 124 are:

- Assisting counties in the development of the local plan.
- Reviewing and recommending for approval local plans for conformity with the act.
- Following-up reports not received at ChildLine from County Child Protective Services.
- Assisting in training county staff.
- Assisting counties in developing contracts for receipt of Title XX funds to offset additional costs resulting from Act 124.
- Maintaining 24-hour, seven-day-a-week coverage for receipt of reports of suspected child abuse when the alleged abuse is perpetrated by the agency or any of its agents or employees.
- Investigating complaints regarding the quality of services being provided by local social service agencies or institutions.

\*See Appendix B for complete addresses.



## 1. Abuse of Children by Foster Parents

During 1977 the Department, through its Regional Offices, investigated reports of suspected child abuse involving 144 foster children. These children were placed in foster homes by county child welfare agencies either directly or through purchase of service agreements. Of the 144 children reported, 41 or 28.5% were found to have been abused under the definition of "indicated" under Act 124. An average of 12,000 children were in agency approved foster homes in 1977, thus the number of abused foster children represents less than one-half of one percent of the total foster care population.

Children who are abused while in a foster home are usually removed from that home and placed in a more suitable foster home. Services are then provided by the county child welfare agency to the abusive foster parent(s) and the home may be closed for future placements. In some cases the child might remain in the foster home with services being provided to both child and foster parents.

The following table shows the number of reports of suspected child abuse investigated by the four regional offices of the Department during 1977 involving foster children as the victims. The table includes the final status of these reports per region.

TABLE I

	Indicated	Founded	Unfounded	Total
Central Region	3 (2.1)	0	21 (14.6)	24 (16.7)
Northeastern Region	15 (10.4)	0	8 (5.6)	23 (16.0)
Southeastern Region	7 (4.9)	0	41 (28.4)	48 (33.3)
Western Region	16 (11.1)	0	33 (22.9)	49 (34.0)
Total	41 (28.5)	0	103 (71.5)	144 (100.0)

Note—Percent = Percent of State Total

### Abuse of Children by Institutional Staff

The extent of child abuse in public and private residential child caring institutions is still to be fully documented. Experts agree that there is probably considerable abuse in such institutions but most incidents go unreported. Institutional staff are considered "persons responsible" for children under Act 124 and are thus subject to investigation under the Act. These investigations are usually conducted by the Department through its Regional Offices.

Although there has been concern over the years about abuse of children in residential settings, it has only been in recent years that the subject has received considerable attention through research and other published efforts to define and treat the problem. The New York State College of Human Ecology, Cornell University\* states its

findings on the subject as follows:

*"In spite of very favorable changes in policy and law that aim to protect the rights of children in institutions and to return as many children as possible to a normal life in their own communities, our society is proving inadequately committed to protecting children. Our informants—including everyone from top federal officials to institutionalized children—led us to discover three fundamental shortcomings. Institutions housing children are generally denied adequate human, technical and fiscal resources to assure the well-being of children. There are inadequate ties between institutions, communities and families of committed children. And the prevailing attitude still persists (among the general public and, unfortunately, the human service community) that society is better off with troubled and handicapped children tucked away out of sight and out of mind in institutions far removed from the normal life of the community."*

What can be done about abuse in institutions? In June of 1977, a National Workshop on Institutional Child Abuse was held at Cornell University. The Consensus among the professionals attending this workshop was that large institutions are not good for children. They made 16 major recommendations aimed at eliminating abuse in institutions.

The recommendations are:

- Halt the construction of all large institutions for children.
- Replace existing large institutions with small institutions located near large cities.
- Treat children in their own homes whenever possible.
- Place children in a homelike setting—such as a foster or group home in their community—when they must be removed from home for their own safety.
- Keep mentally retarded children out of institutions.
- Jail only those juveniles who have committed violent crimes; never incarcerate 'status offenders' who are 'guilty' of acts such as truancy that would not be punished if committed by adults.
- Encourage private, competing agencies—not the government—to develop community child services; insure that those agencies are answerable to the communities in which they are located.
- Develop voucher systems—money that moves with each child—rather than financing institutions directly.
- Educate parents, neighbors and volunteers about the need for day care, group homes and halfway houses in their communities.
- Limit the size of institutions to 20 beds or less; provide staff members for every three children.
- Establish standard rights and advocacy programs for all institutionalized children.
- Train institutional staff on their responsibilities in insuring children's rights.
- Allow the children the right to refuse treatment without being punished; require institutionalized children to do only what all children must do, such as attend school.

\*Human Ecology Forum, Vol. 8, #2 Autumn 1977.

included in this file on all reports:

- the date(s), nature and extent of alleged instances of abuse;
- the locality in which the suspected abuse occurred;
- the status of the report; and
- the result of any legal proceeding brought on the basis of the report of suspected child abuse omitting names and addresses.

#### Notifications

ChildLine notifies the county Child Protective Service Unit and all subjects of the report of any expunging of reports when: (1) a report is determined to be unfounded; (2) there is a formal change in the report by an order of the Secretary of Public Welfare; (3) the subject child reaches his/her 18th birthday—all subjects of the report receive expunction notification letters on "indicated" reports. Only the child receives a notification letter on "founded" reports while all other subjects remain on file in the Central Register.

**REQUIRED EXPUNCTION OF INFORMATION IS ACCOMPLISHED BY USE OF A PAPER SHREDDER. EXPUNGED INFORMATION CANNOT BE RETRIEVED BY ANY MEANS.**

#### Audits by the Justice Department

To ensure that ChildLine is performing according to the mandates of the Act, the State Attorney General is mandated to conduct an audit of the Central Register and Pending Complaint File at least every three months.

#### Other Services

In addition to providing those functions required by Act 124, the ChildLine program provides information, referral, and counseling services to callers. General information about Act 124, the ChildLine Program, services available through county child welfare agencies, child abuse statistics, printed materials, etc. are provided upon request. Initial crisis counseling is provided with the immediate goal being that of referring such callers to a local resource for continued help. Callers are frequently referred to county child welfare agencies and local self-help groups. ChildLine maintains a statewide directory of social services in order to match the callers need(s) with a local resource.

During 1977, ChildLine provided information, referral, or counseling to 2,164 callers. The source/setting of these callers is as follows:

Individual (non-agency affiliated)	1,876	(86.7%)
Educational	75	(3.5%)
Public Social Service Agency	59	(2.7%)
Private Social Service Agency	35	(1.6%)
Law Enforcement Agency	28	(1.3%)
Medical Agency	46	(2.1%)
Other	45	(2.1%)

The nature/reason for these calls is categorized as follows:

Family/individual problem (requiring referral)	156	(7.2%)
Family/individual problem (not requiring referral)	483	(22.3%)
Requests for printed information	803	(37.1%)
Complaints re:		
agencies/institutions	48	(2.1%)
Questions re: law or ChildLine	127	(5.9%)
Requests for speakers	12	(0.6%)
Insufficient information for abuse referral	281	(13.0%)
Miscellaneous (prank, opinion, etc.)	254	(11.8%)

Of the 2,164 calls received, 895 or 41.4% resulted in the caller being referred to another agency. The types of agencies these callers were referred to is categorized as follows:

Educational	13	(1.5%)
Public Social Service Agency	611	(68.3%)
Private Social Service Agency	34	(3.8%)
Law Enforcement Agency	41	(4.6%)
Medical agency/institution	7	(0.8%)
Other	189	(21.1%)

#### C. REGIONAL OFFICES

The Department of Public Welfare has four regional offices to enhance accessibility to citizens of Pennsylvania:

Region	Headquarters Office*
Central	Camp Hill
Northeastern	Scranton
Southeastern	Philadelphia
Western	Pittsburgh

It is the responsibility of regional staff to supervise and evaluate the services provided by the counties. Regional staff give technical assistance to social service agencies providing mandated child welfare services. They also do on-site investigations of foster care and institutional child abuse allegations. Interpretation of laws and regulations is provided to ensure uniformity among the sixty-seven counties.

Specific duties of regional office staff regarding Act 124 are:

- Assisting counties in the development of the local plan.
- Reviewing and recommending for approval local plans for conformity with the act.
- Following-up reports not received at ChildLine from County Child Protective Services.
- Assisting in training county staff.
- Assisting counties in developing contracts for receipt of Title XX funds to offset additional costs resulting from Act 124.
- Maintaining 24-hour, seven-day-a-week coverage for receipt of reports of suspected child abuse when the alleged abuse is perpetrated by the agency or any of its agents or employees.
- Investigating complaints regarding the quality of services being provided by local social service agencies or institutions.

\*See Appendix B for complete addresses.

## 1. Abuse of Children by Foster Parents

During 1977 the Department, through its Regional Offices, investigated reports of suspected child abuse involving 144 foster children. These children were placed in foster homes by county child welfare agencies either directly or through purchase of service agreements. Of the 144 children reported, 41 or 28.5% were found to have been abused under the definition of "indicated" under Act 124. An average of 12,000 children were in agency approved foster homes in 1977, thus the number of abused foster children represents less than one-half of one percent of the total foster care population.

Children who are abused while in a foster home are usually removed from that home and placed in a more suitable foster home. Services are then provided by the county child welfare agency to the abusive foster parent(s) and the home may be closed for future placements. In some cases the child might remain in the foster home with services being provided to both child and foster parents.

The following table shows the number of reports of suspected child abuse investigated by the four regional offices of the Department during 1977 involving foster children as the victims. The table includes the final status of these reports per region.

TABLE I

	Indicated	Founded	Unfounded	Total
Central Region	3 (2.1)	0	21 (14.6)	24 (16.7)
Northeastern Region	15 (10.4)	0	8 (5.6)	23 (16.0)
Southeastern Region	7 (4.9)	0	41 (28.4)	48 (33.3)
Western Region	16 (11.1)	0	33 (22.9)	49 (34.0)
Total	41 (28.5)	0	103 (71.5)	144 (100.0)

Note—Percent = Percent of State Total

### Abuse of Children by Institutional Staff

The extent of child abuse in public and private residential child caring institutions is still to be fully documented. Experts agree that there is probably considerable abuse in such institutions but most incidents go unreported. Institutional staff are considered "persons responsible" for children under Act 124 and are thus subject to investigation under the Act. These investigations are usually conducted by the Department through its Regional Offices.

Although there has been concern over the years about abuse of children in residential settings, it has only been in recent years that the subject has received considerable attention through research and other published efforts to define and treat the problem. The New York State College of Human Ecology, Cornell University\* states its

findings on the subject as follows:

*"In spite of very favorable changes in policy and law that aim to protect the rights of children in institutions and to return as many children as possible to a normal life in their own communities, our society is proving inadequately committed to protecting children. Our informants—including everyone from top federal officials to institutionalized children—led us to discover three fundamental shortcomings. Institutions housing children are generally denied adequate human, technical and fiscal resources to assure the well-being of children. There are inadequate ties between institutions, communities and families of committed children. And the prevailing attitude still persists (among the general public and, unfortunately, the human service community) that society is better off with troubled and handicapped children tucked away out of sight and out of mind in institutions far removed from the normal life of the community."*

What can be done about abuse in institutions? In June of 1977, a National Workshop on Institutional Child Abuse was held at Cornell University. The Consensus among the professionals attending this workshop was that large institutions are not good for children. They made 16 major recommendations aimed at eliminating abuse in institutions.

The recommendations are:

- Halt the construction of all large institutions for children.
- Replace existing large institutions with small institutions located near large cities.
- Treat children in their own homes whenever possible.
- Place children in a homelike setting—such as a foster or group home in their community—when they must be removed from home for their own safety.
- Keep mentally retarded children out of institutions.
- Jail only those juveniles who have committed violent crimes; never incarcerate 'status offenders' who are 'guilty' of acts such as truancy that would not be punished if committed by adults.
- Encourage private, competing agencies—not the government—to develop community child services; insure that those agencies are answerable to the communities in which they are located.
- Develop voucher systems—money that moves with each child—rather than financing institutions directly.
- Educate parents, neighbors and volunteers about the need for day care, group homes and halfway houses in their communities.
- Limit the size of institutions to 20 beds or less; provide staff members for every three children.
- Establish standard rights and advocacy programs for all institutionalized children.
- Train institutional staff on their responsibilities in insuring children's rights.
- Allow the children the right to refuse treatment without being punished; require institutionalized children to do only what all children must do, such as attend school.

\*Human Ecology Forum, Vol. 8, #2 Autumn 1977.

- Abolish the use of corporal punishment, drugs and isolation as restraints in institutions; use crisis intervention teams instead.
- Establish independent agencies in each institution that would have the power to investigate complaints about abuse and hold public hearings; report complaints about abuse to parents and police.
- Require all people dealing with child care services (including judges) to visit institutions for children; educate all child care personnel in children's rights."

In Pennsylvania during 1977 the Department investigated 31 reports of suspected child abuse involving children in residential child caring institutions. Of the 31 children reported, 7 or 22.6% were found to have been abused under the definition of "indicated" per Act 124.

Table II shows the number of institutional investigations conducted by the Department categorized by Region and the legal finding under Act 124.

TABLE II

	Indicated	Founded	Unfounded	Total
Central Region	1 (3.2)	0	3 (9.7)	4 (12.9)
Northeastern Region	4 (12.9)	0	6 (19.4)	10 (32.3)
Southeastern Region	0	0	9 (29.0)	9 (29.0)
Western Region	2 (6.5)	0	6 (19.3)	8 (25.8)
Total	7 (22.6)	0	24 (77.4)	31 (100.0)

Note—Percent = Percent of State Total.

#### D. Public Education

During 1977, the Department continued to conduct a comprehensive public awareness campaign under the direction of the Bureau of Public Education in cooperation with the Bureau of Child Welfare.

In September, 1977, the Department's public education campaign was awarded First Place in the Special Events Category of the National Association of Mental Health Information Officers at their annual meeting in Chicago.

The 1977 campaign included the dissemination of news releases, the complete child abuse prevention kit, individual publications and an increased emphasis on speaking engagements. Attention focused both on reaching persons mandated to report and on counseling and referral services.

Two new publications were developed. The first, **Being a Parent Isn't Always Easy**, designed to provide information to parents; the second, **You Can/Must Report Child Abuse**, aimed at persons required by law to report suspected cases of child abuse.

Other major activities during the year included:

1. Publication of the 1976 Child Abuse Report, the first annual report required by Act 124. More than 20,000

copies were printed for distribution.

2. Distributed five statewide news releases, giving updated figures for each county, to all daily, weekly and Sunday papers and to all radio and television stations. An average readership for the news releases amounted to more than one million each.

3. Distributed, upon request, more than 207,000 pieces of material, including prevention kits, brochures, flyers, posters, bookmarks, and telephone stickers highlighting the CHILDLINE number.

Since the inception of the public education program, more than 1.3 million leaflets, brochures, posters, flyers, and booklets have been printed and distributed.

The majority of the material is used by schools and colleges, child welfare agencies, social service agencies, hospitals and local police units.

4. Contact was made with all radio and television stations to request continued airing of public service announcements previously distributed. All stations were requested to run the CHILDLINE number along with national advertising or network television shows.

5. As a public service, some stations produced special programs showing new and existing sources of community help for Commonwealth citizens.

6. Department personnel were guest speakers at numerous community and agency meetings. Seminars were sponsored for mandated reporters to bring about a better understanding of the requirements of Act 124.

7. Films were loaned to community groups through the Audio-Visual Section of the Bureau of Public Education. Five films were advertised through a flyer which also included a brief listing of publications and the suggestion that organizations adopt child abuse prevention as a special project.

## IV. COUNTY CHILD PROTECTIVE SERVICE ACTIVITIES

### A. ESTABLISHMENT OF THE CHILD PROTECTIVE SERVICE (CPS)

Section 16 of Act 124 Requires that "every county public child welfare agency shall establish a 'child protective service' within each agency." The CPS is the "sole agency responsible for receiving and investigating all reports of child abuse. . . ." The CPS, among other things, shall be "capable of investigating such reports swiftly and competently, providing protection for children from further abuse and providing rehabilitative services for children and parents involved so as to ensure the child's well-being and to preserve and stabilize family life wherever appropriate."

#### 1. Local Plan

Section 16 mandates the development of a local plan by each child welfare agency describing its implementation of the Act. This plan must include the organizational pattern, the staff structure, the mode of operation, the proposed financing, the provisions for purchase of service, and a description of interagency relations. This plan must be reviewed by local law enforcement agencies, the court, other appropriate private and public agencies and must also undergo a public hearing. Reimbursement may

be withheld for part or all of the activities of the agency until the local plan receives Departmental approval. In those counties in which the number of reports of suspected child abuse does not justify full-time personnel within the CPS, the Department requires documentation to support a waiver of the establishment of a separate CPS.

Each county's local plan was reviewed for compliance by a team composed of staff of the Regional offices and the Bureau of Child Welfare during November and December 1977. Based on the results of this review, the counties were advised in writing of the acceptance or rejection of their plans. If a plan was rejected, the county

was notified in writing of such, including what steps would be necessary for compliance and that a revised plan must be submitted.

During 1977 approximately 1,200 people attended public hearings held across the State by county child welfare agency personnel. Oral and written comments provided at these hearings were considered in revising the plans.

The following table shows the plans approved and whether a CPS unit was established or waiver granted per county, categorized by Region. Those counties showing approval pending either did not submit a plan or were required to resubmit a revised plan as of December 31, 1977.

TABLE III

<i>Southeastern Region</i>	<i>Unit Established</i>	<i>Waiver Granted</i>	<i>Central Region</i>	<i>Unit Established</i>	<i>Waiver Granted</i>	<i>Western Region</i>	<i>Unit Established</i>	<i>Waiver Granted</i>
Bucks	✓		Adams		✓	Allegheny	✓	
Chester	✓		Bedford		✓	Armstrong		✓
Delaware	✓		Blair	✓		Beaver	✓	
Montgomery	✓		Cambria		✓	Butler	✓	
*Philadelphia			Centre		✓	Cameron		✓
			Clinton		✓	Clarion		✓
			Columbia		✓	Clearfield		✓
<i>Northeastern Region</i>	<i>Unit Established</i>	<i>Waiver Granted</i>	Cumberland	✓		*Crawford		
Berks	✓		Dauphin	✓		Elk		✓
Bradford		✓	Franklin		✓	Erie	✓	
Carbon		✓	Fulton		✓	Fayette	✓	
Lackawanna	✓		Huntingdon		✓	Forest		✓
Lehigh	✓		Juniata		✓	Greene		✓
Luzerne	✓		Lancaster	✓		Indiana		✓
Monroe		✓	Lebanon	✓		Jefferson		✓
Northampton	✓		Lycoming	✓		*Lawrence		
Pike		✓	Mifflin		✓	McKean		✓
Schuylkill	✓		Montour		✓	Mercer	✓	
Sullivan		✓	Northumberland	✓		Potter		✓
Susquehanna		✓	Perry		✓	*Venango		
*Tioga			Snyder		✓	Warren		✓
Wayne		✓	Somerset		✓	Washington	✓	
Wyoming		✓	Union		✓	*Westmoreland		
			York	✓				
* = Approval of plan pending as of 12/31/77						STATE TOTALS	25	36

6 PENDING



## 2. Staff

The Child Protective Service is required to maintain a sufficient number of protective service workers to receive and investigate all reports of suspected child abuse at any time, to take protective custody pursuant to an order of the court as provided, and to provide and coordinate the delivery of rehabilitative social services to abused children and their families. The Child Protective Service includes a county public child welfare director, a Child Protective Service supervisor, and a Child Protective Service worker(s). The qualifications for the Child Protective Service staff are in accordance with the Com-

monwealth's Civil Service Classification Plan for Child Welfare Services.

In those counties where the requirement to establish a separate CPS was waived by the Department, all or several staff members provide services under the Act in addition to providing other child welfare services.

The following table shows the number of staff in each county working in CPS activities on a full or part-time basis. (The number noted as part-time may be full time employees working part-time on abuse cases.)

TABLE IV

<i>Southeastern Region</i>	<i>Full Time</i>	<i>Part Time</i>	<i>Central Region</i>	<i>Full Time</i>	<i>Part Time</i>	<i>Western Region</i>	<i>Full Time</i>	<i>Part Time</i>
Bucks	6	0	Adams	0	5	Allegheny	23	5
Chester	6	21	Bedford	0	4	Armstrong	0	10
Delaware	6	3	Blair	1	3	Beaver	0	4
Montgomery	7	6	Cambria	0	10	Butler	2	0
Philadelphia	49	0	Centre	0	8	Cameron	0	2
			Clinton	0	2	Clarion	1	1
<i>Northeastern Region</i>	<i>Full Time</i>	<i>Part Time</i>	Columbia	0	3	Clearfield	1	6
			Cumberland	0	16	Crawford	0	7
Berks	4	1	Dauphin	20	0	Elk	0	3
Bradford	0	8	Franklin	0	6	Erie	21	4
Carbon	0	6	Fulton	0	1	Fayette	2	0
Lackawanna	6	0	Huntingdon	0	3	Forest	0	2
Lehigh	8	2	Juniata	0	3	Greene	0	6
Luzerne	3	0	Lancaster	6	0	Indiana	0	7
Monroe	0	7	Lebanon	1	6	Jefferson	0	4
Northampton	7	0	Lycoming	0	4	Lawrence	0	4
Pike	0	2	Mifflin	0	4	McKean	0	2
Schuylkill	5	0	Montour	0	2	Mercer	6	0
Sullivan	0	2	Northumberland	0	8	Potter	0	3
Susquehanna	0	3	Perry	0	5	Venango	0	5
Tioga	0	7	Snyder	0	3	Warren	0	9
Wayne	0	4	Somerset	0	5	Washington	1	0
Wyoming	0	5	Union	0	3	Westmoreland	0	19
			York	5	0			
STATE TOTALS							196	281

### 3. Required Staff Activities

Upon receipt of a report of suspected child abuse, the Child Protective Service worker:

- processes incoming reports of such suspected abuse, including the required transmittal to the ChildLine.
- initiates an investigation of all reports of suspected child abuse within 24 hours.
- evaluates such reports to determine if temporary protective custody is indicated. If the information obtained is not sufficient to make a decision regarding the need for initiating protective custody actions, the worker immediately begins an on-site investigation to determine such need.
- notifies the subjects in writing of the existence of a report of suspected child abuse and their rights as stipulated by the Act.
- arranges for temporary placement in appropriate facilities of children taken into protective custody.
- advises the person/persons taking a child into protective custody of the proper procedures to follow.
- arranges for the Child Protective Service attorney to petition the court of appropriate jurisdiction when a court order is needed to continue protective custody.
- advises parents whose children have been taken into custody of their rights, of the reason for the action and the whereabouts of the child, and the name, address and phone number of local Legal Services Corporation or Legal Aid Society.
- reports to the coroner if abuse is suspected in the death of a child.
- develops a treatment plan, and provides or arranges for rehabilitative services for the child and family when appropriate.

### B. SERVICES AVAILABLE THROUGH CHILD PROTECTIVE SERVICE

The following services are mandated by the Act to be provided in each county through the Child Protective Service Unit of the child welfare agency. Each required service is discussed and certain statewide data is presented relating to it. Certain counties with exceptionally good programs/services are also highlighted. We thank those persons from child welfare agencies who submitted information for inclusion in this report.

#### 1. Multidisciplinary Teams

Child abuse is not a problem that is unique to any one particular profession, but rather it cuts across disciplines if treatment is to be most effective and meaningful. The legal, medical, and social work professions most frequently deal with child abuse, but others such as police, teachers, clergy, day care staff etc. come into contact with the abused child and his/her family. In an effort to deal most effectively with the problem of child abuse, the concept of a multidisciplinary team was introduced several years ago.

The concept was conceived in a hospital setting when

members of various professions who work on cases met to discuss case situations, determine the most appropriate diagnosis and treatment modalities, and plan for the immediate and future needs of the child and family. Usually, there is a core group who meet and then draw in others, depending on the individual circumstances of each case. The core group might consist of a pediatrician, a psychiatrist, a social worker, an attorney, a psychologist, a registered nurse, and/or an educator. Others would be included in individual cases on an as needed basis.

The above briefly describes a case management team, but this is not the only role a multidisciplinary team can play. Another group of community leaders might accept the challenge of conducting a needs assessment survey, and after identifying the gaps in the service delivery system work toward filling such gaps in their community. Such a multidisciplinary team might be composed of business, social, political, and religious leaders of the community who are accustomed to bringing about changes on a community wide basis. They would also invite other individuals and representatives from civil, fraternal, and social organizations to become members of the team as the need arises.

These descriptions outline the two major roles multidisciplinary teams can play. The law mandates the use of multidisciplinary teams in case management and community organization.

At the end of 1977, 60 counties had established at least one multidisciplinary team. Of this number, 24 teams are involved in community planning, 57 in case assessment and treatment, and 26 in public education efforts. A total of 553 persons were members of these teams during 1977. Some teams are organized to perform one function while others perform various functions as can be seen in Table V. In addition to serving on CPS-based teams, county child welfare staff might also serve on hospital based teams or other non-agency sponsored teams.

Table V shows, by county, if a team exists and, if so, a categorization of functions. It also shows the number of team members per county. The number of team members represents the core group of regular members. Team size may fluctuate depending on the case(s) being considered or other team effort.

#### Sample County Activities—Lehigh County Children's Bureau

The multidisciplinary team in Lehigh County includes CPS caseworkers and supervisors, mental health/mental retardation parent group therapists, home start parent educators, and professionals from any other agency involved with a particular family. The team meets monthly to review particular case plans prior to making decisions related to return of children to natural parents and termination of group therapy. Team meetings also serve as a vehicle for ongoing training for caseworkers on various aspects of child abuse.

TABLE V

Counties	Team(s) Exists		Team(s) Function(s)			Number of Team Members
	Yes	No	Community Planning	Case Assessment and Treatment	Public Education	
Adams	✓			✓		9
Allegheny	✓		✓	✓	✓	15
Armstrong	✓			✓		4
Beaver	✓			✓		3
Bedford	✓		✓	✓		14
Berks	✓		✓	✓	✓	10
Blair	✓			✓	✓	5
Bradford	✓			✓	✓	11
Bucks	✓		✓	✓	✓	5
Butler	✓			✓	✓	5
Cambria	✓			✓	✓	12
Cameron		✓				0
Carbon	✓		✓	✓		4
Centre	✓			✓		4
Chester		✓				0
Clarion	✓		✓	✓	✓	7
Clearfield		✓				0
Clinton	✓			✓		23
Columbia	✓		✓	✓	✓	10
Crawford	✓			✓		6
Cumberland	✓			✓		7
Dauphin	✓			✓		11
Delaware		✓				0
Elk		✓				0
Erie	✓			✓		6
Fayette	✓		✓	✓	✓	14
Forest	✓		✓		✓	10
Franklin	✓			✓		3
Fulton	✓			✓	✓	4
Greene	✓		✓	✓		5
Huntingdon	✓			✓		6
Indiana	✓			✓		5
Jefferson	✓			✓		7
Juniata	✓			✓		6
Lackawanna	✓			✓		6
Lancaster	✓		✓	✓	✓	7
Lawrence	✓		✓	✓		6
Lebanon	✓		✓	✓		10
Lehigh	✓		✓	✓	✓	10
Luzerne	✓		✓	✓	✓	12
Lycoming	✓		✓	✓	✓	30
McKean	✓			✓		9
Mercer	✓		✓	✓	✓	6
Mifflin	✓			✓		10
Monroe	✓			✓		11
Montgomery	✓		✓		✓	15
Montour	✓			✓		7
Northampton	✓		✓	✓	✓	17
Northumberland	✓			✓		6
Perry	✓			✓		5
Philadelphia		✓				0

Continued

TABLE V (Continued)

Counties	Team(s) Exists		Team(s) Function(s)			Number of Team Members
	Yes	No	Community Planning	Case Assessment and Treatment	Public Education	
Pike	✓			✓		6
Potter		✓				0
Schuylkill	✓			✓	✓	20
Snyder	✓		✓	✓	✓	4
Somerset	✓			✓		5
Sullivan	✓			✓		13
Susquehanna	✓			✓		7
Tioga	✓			✓		6
Union	✓		✓	✓	✓	8
Venango	✓			✓	✓	4
Warren	✓			✓		9
Washington	✓		✓	✓	✓	20
Wayne	✓		✓	✓	✓	22
Westmoreland	✓		✓		✓	15
Wyoming	✓			✓		12
York	✓			✓		4
<b>State Totals</b>	<b>60</b>	<b>7</b>	<b>24</b>	<b>57</b>	<b>26</b>	<b>553</b>

**2. Instruction in Education for Parenthood**

This service speaks primarily to prevention of abuse, but it is also important in teaching individuals parenting skills after an actual incident(s). The requirements under Act 124 for this service include:

- establishing programs for the community and ongoing training for CPS personnel pertaining to the experiences and responsibilities of parenthood in an effort to prevent initial or recurring abuse;
- preparation of materials pertaining to the experiences and responsibilities of parenthood;
- distribution of materials pertaining to the experiences and responsibilities of parenthood throughout the community; and
- making available instructional material for use in educational institutions, religious centers, and other educational settings.

It is agreed that a step toward prevention of child abuse would be for schools to offer parenting education as an integral part of their curriculum. The Education Commission of the National Advisory Committee of Child Abuse has thoroughly examined and endorses this concept as a strategy for primary prevention of child abuse and neglect. The committee finds that "It is only logical to consider what parent education in its many forms might do to alleviate the vexing problems of child abuse, including preventing it from occurring."

Much remains to be done on both the State and county levels in further developing this concept, especially in terms of preparation and distribution of materials dealing specifically with the experiences and responsibilities of parenthood. The availability of instructional materials for use in appropriate settings is also an effort requiring further development.

This service also includes some very specific treatment programs provided after an investigation discloses that abuse has occurred. Trained parent educators are available to provide in-home services. Such persons may include homemakers, home nutritionists, home health aides, and foster grandparents. Group efforts may include parent effectiveness training (P.E.T.), family enrichment programs, or other similar programs provided either directly by the child welfare agency or through referral.

During 1977, 135 separate parenting programs were initiated or provided by county child welfare agencies. Approximately 2,058 persons received parent education services as a result of these efforts. (Table VI under "Self-Help Groups" lists a county by county breakdown.)

**Sample County Activities—Allegheny County Child Welfare Services**

In addition to the social services provided by agency staff directly in cases of child abuse, a number of other supportive services funded wholly or in part by the agency are available in the community to abused children and their families. Included are the following:

1. **Parents Anonymous** self-help groups which hold meetings in four areas of the county
2. the **Right Start** program, a collaborative effort aimed at high risk abusive families having children aged three years or less and living in three designated areas of the county
3. the **Foster Grandparents**—a Home Visitor Program which involves twelve especially trained foster

grandparents with selected families for whom they can act as role models, provide teaching around parenting skills as well as emotional and physical support, provide stimulation to the children and possibly avoid the need to remove an abused child from the home.

4. the Parental Stress Center, which is a small residential facility for abused youngsters under the age of one year. Intensive services are provided to abusing parents who are taught to relate to their infants in more acceptable patterns. The Center has at its disposal a number of experts in various disciplines who offer consultation on case management.

Day care services to infants eight months to two years are also offered by the Center with similar services to parents. The Center has a number of professionals available as consultants, and they are utilized by that agency in all cases referred to the Stress Center.

### Sample County Activities—Berks County Children's Services

#### A SPECIAL RELATIONSHIP

Section 16 (d) of the Child Protective Service Law of 1975, Act 124, mandates that each county child welfare agency establish a range of services to prevent and treat child abuse. In an effort to meet this mandate, in April of 1976 Berks County Children's Services began to do some research on a Parent Surrogate Program for abusing parents. After the initial stages were prepared on a voluntary basis, the coordinator for the program was hired in October of 1976. This position is a part time casework position allowing 2/5 time for the coordination of the program.

The purpose of the program is to provide abusing parents with a mother substitute who can provide the nurturing they seem to have lacked in their family experience.

The parent surrogate, who is a lay person, develops a relationship with the mother which takes on many forms such as communicator, advocate, friend, mother, sister, listener, model and teacher. Most abusing parents seem to lack these relationships and, therefore, can not go on to meet their children's needs. They are isolated, feel inadequate, and lack parenting skills.

The parent surrogate's role is to be a caring friend whose only real function is to provide this relationship for the parent. The child will benefit from the mother's relationship with the parent surrogate in the long run even though the parent surrogate does not deal directly with the child. The parent surrogates meet weekly with the parent and try to help the mother develop new interests or further already existing interests, help the mother to get out of the house, take her places she may have an interest in going, provide support, help build self-confidence, and be a good listener so that the parent can learn to trust a helping person.

Parent surrogates are lay people from the community who in their own lives have received adequate mothering, feel comfortable in their own role as parents and have a good support system, so they can provide a supportive caring relationship to abusing parents. The parent surro-

gates need to have known both the joys and pains of life and be concerned empathic people who have the ability to listen and understand.

Parent surrogates are recruited from the community. Many letters are sent and speeches are made to social and professional groups. Radio announcements and newspaper coverage are also used to recruit qualified people. After people telephone the agency in response, applications are sent out along with a brochure explaining the program and a request for three references. When the applications and reference letters are received, an interview is scheduled with the coordinator of the program, in conjunction with either the Supervisor of the Child Protective Service Unit or the Chief Psychiatric Social Worker at the Mental Health Treatment Center at the Reading Hospital.

These interviews last approximately two hours. Most of the information sought in the interview concerns personal qualifications rather than education or work experiences. After the evaluation, it is determined if the person will be accepted for training.

The ten training sessions last approximately two hours each and are done over the course of six weeks. In the training sessions, the parent surrogate is exposed to knowledge about child abuse, such as the who, why, what, and how; types of community resources; their role; and the caseworker's role. Films, film strips, lectures, and group sessions are used. The library at Children's Services is also available and resource books are suggested.

After training the parent surrogate is assigned a case. Each carries one case at a time and is expected to work a maximum of four hours a week at a wage of \$2.25 an hour.

The parent surrogate is assigned a case after careful evaluation and selection. The concept of a parent surrogate has already been described to the family, and they have agreed to work with a parent surrogate. In fact, most seem receptive to this type of relationship when it is suggested by the caseworker. The assignment is made in a conference with the caseworker, his or her supervisor, and the coordinator of the Parent Surrogate Program. At this time, the parent surrogate is given relevant facts regarding the case, some idea of areas in which she may be able to help the mother, and the family constellation and history.

The parent surrogate is then introduced to the mother by the caseworker. After this introduction, the parent surrogate is expected to begin to visit weekly by herself. The caseworker supervises the parent surrogate by means of weekly conferences and telephone contracts. A meeting is held monthly with all parent surrogates and the coordinator of the program. Regular contact is also kept with the coordinator of the program during the month, but the main supervision of the parent surrogate is carried by the caseworker who is in turn supervised by her supervisor.

It is much too early to assess the value of the program. Most of the parent surrogates have been working approximately five months. Five are assigned and four more are in the process of assignment. The program must be evaluated after one year to determine its effectiveness.

There are some major areas vital to the success of the program. A caseworker must be available to the parent



surrogate for regular conferences, and the caseworker must also visit the family regularly. The parent surrogate needs to know where she can and cannot be most effective in helping the family. The relationship with the parent is difficult and can be overwhelming. This is why there is a need for the caseworker, and perhaps other professionals, to be involved with the family at the same time the parent surrogate is involved.

There is a great need for parent surrogates. There is a need for a concentrated effort to provide mothering, parent training, socialization, day care, casework service, and mental health treatment to prevent abuse. The program can help meet many needs of parents, but it must be done carefully and with structure. It is difficult to assess the success of the program yet, since the value of this kind of a relationship takes time, and the outcome will only be seen in time.

#### **Sample County Activities—Blair County Children's Services**

Perhaps the greatest impact of Act 124 on the Blair County Children's Service has been to make possible the development of a parent education program leading to the development of a self-help group.

Several aspects of the Child Protective Service Local Plan meshed to make this possible. At least 30 meetings were held through efforts of news media, service organizations, health and welfare agencies, and other public organizations to develop the community's awareness of the problems and needs of abused children and their families. Concurrently, Blair County Children's Service Child Protective Service staff met with staff members of Family and Children's Service of Blair County, a private voluntary agency, for the purpose of planning a parent education service to be purchased from that agency.

The original program proposal developed by Family and Children's Service was identified as a Family Enrichment Program with goals of developing a positive self-concept, gaining basic understanding of human development and behavior problem solving, decision making, value clarification and achievement. It was essentially an educational approach to teach participants basic developmental interactional skills and to reinforce the development of the parent's ego.

The first group was composed of eight to ten participants who met two and a half hours a week for a ten week period. A refresher session was held three months after the tenth session. Two groups were planned for the first year. Multi-disciplinary team meetings were held regarding clients referred for the service. Program evaluation and periodic inter-agency conferences were built into the program.

The critique of the initial two groups led to the conclusion that people need information, but first need a place and situation of sharing and support.

The proposal for the second year, therefore, included two components of service; the Education in Parenting Skills Group and a Self-Help Group, such as Parents Anonymous.

The Self-Help Group is open to anyone concerned about their parenting attitudes and skills. It will meet two hours per week for 52 weeks and will be by self referral. There is no fee. A staff member will act as facilitator, and

leadership development will have a high priority.

Future plans include a Parent Education Skills Group to begin functioning in September 1978.

The end goal hopefully will be realized in 1979 with an indigenous Parents Anonymous Group functioning in Blair County.

#### **Sample County Activities**

##### **Lehigh County Children's Bureau**

##### **Northampton County Children's Bureau**

Since 1975 Lehigh and Northampton Counties have been providing a parent education program to a number of parents who have abused their children. The agencies contract with Head Start of Lehigh Valley to send professional parent educators to make scheduled visits in selected homes to help parents understand age-appropriate behavior and constructive methods of rewarding and disciplining children. The emphasis is on child development and relationship skills. This specialized Home Start program has speeded up the process of preparing natural parents for the return of children from foster care and helped parents and children establish a more creative relationship.

### **3. Self-Help Groups**

Self-help groups for abusive or potentially abusive parents or any person desiring such service are modeled after the Alcoholics Anonymous (A.A.) concept. Act 124 through departmental regulations requires that each county CPS "arrange for the development within the community of on-going self-help groups organized by former abusing parents for the purpose of eliminating or reducing abusive or potentially abusive behavior. Such groups shall be based on voluntary participation and shall be open to all persons who experience a need for such service."

While county child welfare agencies "arrange for the development" of self-help groups, it is extremely important that such groups be autonomous and not directly affiliated with the agency. Child welfare agencies promote, encourage, endorse, and support the development of, and refer prospective members to such groups. Some county child welfare agencies have been directly involved in establishing self-help groups by providing funds and/or technical assistance to community sponsors, however, these groups are not otherwise affiliated with the agency.

One national, non-agency affiliated, self-help organization that has had a tremendous impact in Pennsylvania is Parents Anonymous, Inc. headquartered in Redondo Beach, Calif. In addition to providing a national toll-free crisis line (800-421-0353), Parents Anonymous (P.A.) is deeply involved in establishing local chapters across the nation. Future plans of the national P.A. organization include the development of headquarters in each state capable of providing a statewide toll-free crisis line. Chapter Development Manuals are available and can be obtained by calling the P.A. toll-free number.

By the end of 1977, 26 Parents Anonymous affiliated and 12 Parents Anonymous modeled self-help groups were reported by county child welfare agencies to be in existence in Pennsylvania. A yearly average of 405 persons were members of these groups.

Table VI shows, by county, (1) the number of parenting programs initiated/provided by the child welfare agency and the approximate number of persons receiving the service; and (2) a categorization of self-help groups

and the average number of participants in these groups during 1977. Certain counties showing no parenting programs or self-help groups were in the process of developing these services during 1977.

TABLE VI

County	Education in Parenthood		Self Help Groups		
	No. of Programs	No. of Persons Receiving Service	No. of Parents Anonymous Affiliated Groups	No. of Parents Anonymous Modeled Groups	Average No. of Participants
Adams	0	0	1	0	12
Allegheny	0	0	4	0	*
Armstrong	2	14	0	0	0
Beaver	2	22	0	0	0
Bedford	1	0	0	0	0
Berks	0	0	0	0	0
Blair	2	34	0	0	0
Bradford	2	75	0	0	0
Bucks	24	55	0	2	10
Butler	0	0	1	0	6
Cambria	0	0	0	0	0
Cameron	1	10	0	0	0
Carbon	2	60	0	0	0
Centre	0	0	0	1	6
Chester	5	27	0	0	0
Clarion	0	0	0	0	0
Clearfield	0	0	0	0	0
Clinton	3	30	0	0	0
Columbia	5	110	1	0	10
Crawford	1	6	0	0	0
Cumberland	18	360	3	0	16
Dauphin	1	8	1	0	30
Delaware	7	30	0	0	0
Elk	0	0	0	0	0
Erie	1	7	1	0	12
Fayette	2	30	0	1	7
Forest	3	30	0	0	0
Franklin	2	12	1	0	*
Fulton	1	10	0	0	0
Greene	2	4	0	0	0
Huntingdon	0	0	0	0	0
Indiana	1	8	5	0	185
Jefferson	0	0	0	0	0
Juniata	0	0	0	0	0
Lackawanna	1	16	0	0	0
Lancaster	2	50	1	0	*
Lawrence	0	0	0	0	0
Lebanon	0	0	1	0	20
Lehigh	3	400	0	0	0
Luzerne	1	*	0	1	*
Lycoming	1	30	0	0	0
McKean	0	0	0	0	0
Mercer	1	12	1	0	6
Mifflin	0	0	0	0	0
Monroe	1	0	0	0	0

Continued

TABLE VI (Continued)

County	Education in Parenthood		Self Help Groups		
	No. of Programs	No. of Persons Receiving Service	No. of Parents Anonymous Affiliated Groups	No. of Parents Anonymous Modeled Groups	Average of Participants
Montgomery	3	50	0	2	12
Montour	1	30	0	0	0
Northampton	1	80	1	0	15
Northumberland	0	0	0	0	0
Perry	0	0	0	0	0
Philadelphia	5	*	0	2	*
Pike	1	101	0	0	0
Potter	1	8	0	0	0
Schuylkill	1	2	0	0	0
Snyder	2	60	0	0	0
Somerset	1	2	0	0	0
Sullivan	1	*	0	0	0
Susquehanna	0	0	0	0	0
Tioga	0	0	0	0	0
Union	1	15	0	0	0
Venango	6	80	0	0	0
Warren	10	140	0	1	8
Washington	0	0	0	0	0
Wayne	1	*	0	1	*
Westmoreland	0	0	3	0	*
Wyoming	1	*	0	1	*
York	1	40	1	0	50
State Totals	135	2,058	26	12	405

\*Unknown

### Sample County Activities—Bucks County Department of Child Welfare

**PARENTS HELPING PARENTS:** A self-help approach organized by former abusing parents in Bucks County, Pennsylvania

The Bucks County Department of Child Welfare has been aggressively encouraging the development of self-help groups for abusive parents at various locations in the County. The process of developing a network of parent groups began in January, 1977, when agency staff called together other persons in the community, professionals, and parents, who had expressed an interest in beginning such a program. This original planning group included former abusing parents who have since assumed leadership roles in the two self-help groups regularly meeting in Bucks County.

The helping philosophy of this program parallels that of Parents Anonymous. Parents may seek peer counseling by using these groups when their children get under their skin and the parents feel they may verbally or physically lash out at them. Participation is voluntary and is open to all parents who feel motivated for this type of service. Members may remain anonymous in these free, non-agency related groups, and professional consultation is available. Parents Helping Parents meets every other week, and the participating parents lend a shoulder to

lean on for each other and suggest alternatives in dealing with children in times of stress. The incessant crying of an infant or a whining toddler may tax the most capable parent but may be particularly acute when a parent is also burdened with other personal problems, be they financial, marital, or occupational. This type of situation may stir abusive impulses toward the child which may signal a need for the parent to seek help from other parents. Reassurance by peers is most welcome by the parent who unquestionably has begun to feel guilt and frustration over hostile impulses toward the child.

Eliciting the support of the community has been a vital component in the development of Parents Helping Parents. Each group has a professional sponsor who is available for consultation to the parent leaders. The sponsor/leader relationship is a partnership of mutual trust, and efforts are directed toward the growth and development of the group leaders rather than the sponsor assuming a leadership role.

Both groups hold their meetings in local churches. This type of location has been ideal for the parents' groups because of the availability of space for child care during each meeting. Currently, arrangements are being made with members of a senior citizens organization to provide child care during the meetings. Efforts are also being directed toward increasing the publicity of the groups. Fifteen local citizens have volunteered to help by con-

tacting pediatricians, family physicians, school officials, and clergy. In addition, posters and flyers were distributed indicating the times and locations of group meetings. The organization of volunteers is an attempt to supplement efforts of the group leaders in publicizing their program. The group leaders periodically speak to various groups in the county to advise of their existence.

The County's chapter of Women Organized Against Rape (W.O.A.R.) is another organization involved in the program. Their central telephone number, 215-752-3596, may be called by persons interested in obtaining information about the groups. Future plans envision the development of a 24-hour "hotline" for County residents to use to contact Parents Helping Parents in times of crises.

At this stage of development, the Bucks County Department of Child Welfare has helped with incidental costs and maintains a supportive role in the planning process. A coordinating planning committee meets regularly and the members include the parent leaders, the group sponsors, a coordinator of volunteers, and two Child Protective Service members.

The parent leaders are enthusiastic about the group's development.

The parent leaders describe a process in their group whereby mutual trust and understanding has been generated. This has fostered an open milieu in which the parents can openly risk stating their frustrations and guilt in rearing their children without being judged and condemned.

#### Sample County Activities—Indiana County Child Welfare Services

Parents Anonymous, (P.A.) of Indiana County was initiated by Indiana County Child Welfare Services and is an independent organization funded by a Community Service Administration grant in November 1976. The seven month grant was administered by the Indiana County Community Action Program, (ICCAP) and a coordinator-director was hired to launch the project. During the grant period, the program had four self-help groups in operation. With the termination of the grant, an appeal was made to both the Manpower Administration and the Child Welfare Services for funding.

By June 1, 1977, Parents Anonymous of Indiana County received funding through Manpower-Title VI, Child Welfare, and ICCAP who provided in-kind contributions. This allotment permitted P.A. to expand its services and staff.

The P.A. staff consists of a director, facilitator, 3 crisis child care workers, and volunteers and has a membership of approximately 50 members. The program has had contact with over 90 individuals since its origination. In addition to providing services to parents, the program includes the children and young adults of the P.A. families. Over 135 children have received some type of service.

The following services are included in the program:

- weekly parent groups
- 24 hour hot line
- crisis intervention services
- crisis child care services
- child care relief services
- public education and consultation

P.A. has been favorably received by community organizations and agencies. A purchase-of-service agreement exists with the Child Welfare agency, yet each work independently in the county. P.A. has been receiving an increasing number of referrals from the Child Welfare agency. Other referral sources include the Home Nutrition Program, Rural Outreach-ICCAP, and Big Brother/Big Sister Programs.

A number of factors contribute to the success of the Parents Anonymous Program, including:

- a dire need for such a self-help program
- paid staff capable of developing and implementing the program
- staff possessing unique qualities, including an empathic understanding of people
- known individuals who were interested in formulating a P.A. group
- well-planned public relations
- effective development of program goals
- groups geographically dispersed
- 24 hour hot line
- cooperation and acceptance by other agencies, county commissioners, and the community
- expanded services, e.g. crisis child care and teen anonymous
- non-agency affiliated
- strict confidentiality
- self-help approach

#### 4. Emergency Services

On occasion parents leave their children alone or with someone incapable of providing adequate care. This can happen as a result of the parent's inability or unwillingness to provide adequately for their children's welfare. The Child Welfare Agency is charged with the responsibility of providing emergency services for these children through the use of emergency caretaker services and emergency placement services.

Emergency caretakers are persons specially trained who can enter a home on a moment's notice and provide a total range of housekeeping responsibilities to enable the children to remain in their home environment. This is a short-term service, usually lasting only a few days, to allow the agency time to assess adequately the needs of the children and plan for the most appropriate service until they can be safely returned to their parents' care. Caretaker service is provided only with the full knowledge and consent of the parents or a court order.

In 1977, 7,834 hours of caretaker services were provided to 329 children. See Table VII for a statistical report of emergency services per county. Counties are continuing to develop emergency caretaker services as this has proven to be the most advantageous method of caring for children in the absence of parents or other responsible caretakers.

For children needing placement outside of their homes because caretaker service was not appropriate, counties have available emergency shelter service which includes foster homes, shelter facilities, group homes, and other approved homes for emergency placements.

Emergency foster care is specialized foster care provided by foster parents willing to take children at any

time of the day or night in an emergency. Foster parents should be commended for their willingness to be available at any time for any child who needs care. As of December 31, 1977, there were 521 emergency foster homes available for emergency use in Pennsylvania.

Shelter care facilities and group homes for emergency placements are small residential centers staffed with

trained personnel who provide emergency care for children in need of this service. They are usually under the direct auspices of the county governing authority, although the counties may purchase such services from private agencies. In 1977, there were 42 emergency shelter facilities and 24 group homes available for emergency placements.

TABLE VII

County	Emergency Services				
	Emergency Caretaker Services		Emergency Shelter Services		
	No. of Caretaker Hours Provided	No. of Children Served	No. of Emergency Foster Homes	No. of Emergency Shelter Facilities	No. of Group Homes for Emergency Placements
Adams	0	0	2	0	0
Allegheny	0	0	56	1	1
Armstrong	0	0	3	0	0
Beaver	0	0	10	1	0
Bedford	720	1	1	0	0
Berks	0	0	5	1	1
Blair	30	8	10	2	1
Bradford	0	0	1	0	0
Bucks	150	39	39	10	1
Butler	0	0	8	0	0
Cambria	720	1	4	1	0
Cameron	0	0	3	0	0
Carbon	24	4	2	0	0
Centre	0	0	1	0	1
Chester	388	54	50	10	0
Clarion	0	0	1	0	0
Clearfield	0	0	5	0	0
Clinton	0	0	0	0	1
Columbia	0	0	8	0	0
Crawford	0	0	2	1	0
Cumberland	0	0	15	0	0
Dauphin	210	20	10	0	1
Delaware	1392	15	2	1	3
Elk	0	0	2	0	0
Erie	40	17	1	1	0
Fayette	0	0	34	0	0
Forest	0	0	2	0	0
Franklin	0	0	8	0	1
Fulton	0	0	0	0	0
Greene	117	9	4	0	0
Huntingdon	0	0	8	0	0
Indiana	0	0	2	0	0
Jefferson	0	0	5	0	0
Juniata	0	0	4	0	0
Lackawanna	0	0	3	1	0
Lancaster	*	50	11	0	1
Lawrence	0	0	15	0	0
Lebanon	220	12	1	0	2
Lehigh	0	0	1	1	0
Luzerne	0	0	0	0	0

Continued



TABLE VII (Continued)

County	Emergency Services				
	Emergency Caretaker Services		Emergency Shelter Services		
	No. of Caretaker Hours Provided	No. of Children Served	No. of Emergency Foster Homes	No. of Emergency Shelter Facilities	No. of Group Homes for Emergency Placements
Lycoming	0	0	4	1	1
McKean	13	2	3	1	0
Mercer	*	60	2	1	2
Mifflin	0	0	4	0	0
Monroe	0	0	2	0	0
Montgomery	610	27	5	0	5
Montour	0	0	4	0	0
Northampton	0	0	2	1	1
Northumberland	0	0	8	0	0
Perry	0	0	6	0	0
Philadelphia	3200	10	75	4	0
Pike	0	0	8	0	0
Potter	0	0	2	0	0
Schuylkill	0	0	2	0	0
Snyder	0	0	2	0	0
Somerset	0	0	1	2	2
Sullivan	0	0	2	0	0
Susquehanna	0	0	2	0	0
Tioga	0	0	5	0	0
Union	0	0	3	0	0
Venango	0	0	5	0	0
Warren	0	0	4	0	0
Washington	0	0	12	0	0
Wayne	0	0	8	1	0
Westmoreland	0	0	5	0	0
Wyoming	0	0	*	0	*
York	0	0	6	0	0
State Totals	7834	329	521	42	24

\*Unknown

### 5. Protective and Preventive Social Counseling

County child welfare agencies provide or otherwise make available counseling services aimed at the prevention and treatment of child abuse. Counseling may be with individuals, families or groups. Such counseling may be provided directly by child welfare agency staff or referred to another agency in the community.

Children or adults requiring more specialized professional treatment are provided therapy in individual or group settings. Psychiatric and/or psychological evaluation, consultation and treatment is also made available.

A number of special treatment programs have been or are being developed across the state to deal with the problems presented by the abused child and abusive parent. These programs recognize the specific problems associated with abuse in families and are specially designed to prevent or alleviate recurring abuse.

### Sample County Activities—Lehigh County Children's Bureau

#### Group Therapy for Abusive Parents

Since 1969 Lehigh County has been providing group therapy for a select number of parents who have abused their children. Two groups, meeting weekly, serve an average of 18 families consisting of 27 parents. The County Mental Health/Mental Retardation Base Service Unit #391 at the Allentown Hospital funds the basic program by providing the facility and the services of a psychiatrist, social worker and supportive clerical staff. County Children's Bureau Caseworkers serve as co-therapists, prepare parents for induction into the group, transport parents and children as needed, and provide ongoing supportive casework services to parents.

Not all abusive parents are appropriate subjects for group therapy. Referrals are made after consultation and review by professionals from the two county agencies.

Recurrence of serious abuse is almost non-existent among families who stay with the program until a multidisciplinary team agrees that they are ready to terminate.

#### Children's Therapy Group

After four months of careful planning by professionals from the CPS Unit, Mental Health/Mental Retardation program units and Head Start, Lehigh County started a play therapy group in November of 1977 for five boys who had been subjects of abuse. It is too early to report on results, but the aim is to identify and treat problems children may be experiencing as the result of abuse and of separation from natural parents while in foster care. The group meets weekly in a play therapy setting.

Simultaneously, parents of the children meet in another group under professional leadership to help the parents deal with problems and questions they may have in relationship to the child's therapy and in re-establishing the natural parent-child relationship.

#### 6. Emergency Medical Services

The CPS makes available appropriate medical services for the examination and treatment of children suspected of having been abused. This service is only provided with parental consent or by court order.

#### 7. Education and Training

Section 13 of the Act requires the Department and each Child Protective Service Unit, both jointly and individually to conduct a continuing publicity and education program for the citizens of the Commonwealth aimed at the prevention of child abuse, the identification of abused children, and the provision of necessary ameliorative services to abused children and their families. In addition, the Department and each Child Protective Service Unit shall conduct an ongoing training and education program for local staff, persons required to report, and other appropriate persons in order to familiarize such persons with the reporting and investigative procedures for cases of suspected child abuse and the rehabilitative services that are available to children and families.

The Department's role in education, training and public awareness has been described in other sections of this report.

The counties have also committed time, energy and financial resources to fulfilling this section of the Act, and they are to be commended for their efforts. Education and training are two of the major factors responsible for the rise in reported cases of suspected abuse. Table VIII shows some activities of the counties in this area. There were approximately 1,810 speaking engagements by personnel of child welfare agencies to civil, fraternal, and religious organizations in 1977. Some counties developed a Speaker's Bureau, sometimes in conjunction with another organization, and aggressively sought out groups to address and educate regarding the provisions of Act 124.

Agencies provided approximately 443 in-service training sessions for personnel on child abuse and the intricacies of the Child Protective Services Law. In addition, 758 training sessions were sponsored by the counties for mandated reporters in their communities.

TABLE VIII

County	Public Education & Training		
	Speaking Engagements	Training Sessions	
	No. of Engagements	No. of In-Service Sessions	No. of Sessions for Mandated Reporters
Adams	14	5	7
Allegheny	110	75	50
Armstrong	25	3	7
Beaver	75	0	20
Bedford	3	1	4
Berks	75	3	2
Blair	30	3	30
Bradford	4	1	1
Bucks	50	3	32
Butler	25	2	5
Cambria	6	4	4
Cameron	4	0	3
Carbon	6	4	0
Centre	10	1	1
Chester	29	3	14
Clarion	45	4	13
Clearfield	10	0	4
Clinton	10	3	4
Columbia	52	4	4
Crawford	20	1	7
Cumberland	30	12	13
Dauphin	42	13	11
Delaware	96	13	60
Elk	1	0	1
Erie	111	30	35
Fayette	50	8	23
Forest	10	0	0
Franklin	15	10	8
Fulton	15	13	2
Greene	10	13	4
Huntingdon	14	2	3
Indiana	60	4	2
Jefferson	5	0	2
Juniata	13	2	2
Lackawana	48	6	42
Lancaster	180	18	*
Lawrence	14	7	12
Lebanon	30	4	10
Lehigh	35	4	25
Luzerne	0	6	0
Lycoming	0	0	0
McKean	36	2	37
Mercer	30	26	150
Mifflin	5	12	6
Monroe	0	2	0
Montgomery	25	5	26
Montour	6	1	2
Northampton	*	36	*
Northumberland	6	3	2

\*Unknown

Continued

TABLE VIII (Continued)

County	Public Education & Training		
	Speaking Engagements	Training Sessions	
		No. of Engagements	No. of In-Service Sessions
Perry	7	2	1
Philadelphia	45	3	15
Pike	3	2	6
Potter	3	1	2
Schuylkill	50	12	17
Snyder	13	2	2
Somerset	12	1	2
Sullivan	0	0	0
Susquehanna	5	0	0
Tioga	14	3	5
Union	8	0	0
Venango	10	5	2
Warren	20	3	5
Washington	23	5	*
Wayne	*	*	*
Westmoreland	100	20	0
Wyoming	0	0	0
York	7	12	11
State Totals	1810	443	758

Sample County Activities—Berks County Children's Services

TRAINING ON CHILD ABUSE  
A WORKSHOP FOR EDUCATORS

In a cooperative effort among the Berks County Children's Services, Berks County Intermediate Unit #14, the Mental Health Association of Berks County, and the Berks County Council on Exceptional Children, three major workshops were held for educators in Berks County. The workshops were held in three local school districts in October and early November, 1977 and were attended by over 100 persons.

The Planning Committee had at its disposal a specialized curriculum designed for training educators. The curriculum was acquired from The National Center of Child Abuse and Neglect, U.S. Department of Health, Education and Welfare. There are four major goals in the curriculum:

1. To help educators understand the dynamics of child abuse and neglect as they relate to the parent-child relationship. To help educators become more aware of the parents' need so that a more effective approach can be made with families where there is suspected child abuse.
2. To help educators recognize the indicators of abuse and neglect so that appropriate referrals will be made.
3. To present information about reporting procedures and policies that will enable educators to appropri-

ately refer and report cases of suspected child abuse and neglect.

4. To present information and an experience that focuses on a "multidisciplinary" approach to child abuse and the unique role the educator plays in that approach.

Included among the goals was an effort to visit school districts in the development of policy and procedure in dealing with the abused and neglected child.

The filmstrip, "WHAT THE EDUCATOR SEES" was used as part of the program and was considered to be the high point of the workshop. The filmstrip depicts the educator dealing with all areas of child abuse and neglect. Specifically, the indicators of abuse and neglect are vividly portrayed and outlined. The strip also depicts the educator as one who is directly involved with the child and points up the in-school diagnostic process and ultimate referral to the public child welfare agency.

Lectures and discussion dealt with reporting procedures (school policy) and interviewing children who may be suffering from abuse or neglect. Many questions were asked concerning the regulations and what responsibilities the educator has in dealing with child abuse and neglect.

An integral part of the project stressed the need for participants to develop in-service training programs within their local school districts. A number of school districts have held programs and others are in the process. The committee is currently in the process of getting feedback from the schools as to in-service programming as well as seeking additional ways of being of assistance.

Sample County Activities—  
Columbia County Children's Services

Establishing a public education program on child abuse for a sixth class county with a small staff is not an easy task. Columbia County is mountainous to the north and south, bisected by the North Branch of the Susquehanna River with a large proportion of the county devoted to agriculture. Contained within the county are two medium population centers, six smaller ones, and many villages and hamlets. The population is served by eight school districts, three hospitals, a state college, three radio stations, and three newspapers. Also serving the county is Columbia County Children's Services.

A concentrated public education campaign on child abuse was conducted by Columbia County Children's Services in 1977. Aimed at both professionals and the average citizens, talks on child abuse were given at the rate of one a week to many diverse organizations such as Kiwanis, Parent Teachers Associations and church groups. Training sessions were conducted for teachers, hospital staffs, social agencies, graduate, under-graduate and nursing students. Four radio programs on child abuse were aired and monthly articles appeared in the local newspapers including two front-page articles, one of which was in three parts. Posters and educational booklets were distributed and placed in key locations. Climaxing the 1977 campaign was the First Annual Child Abuse Symposium. This day-long conference dealt with topics such as medical indications, causes and factors in child

abuse. Over 250 persons attended this day long symposium.

What enabled a small agency to accomplish a campaign of this depth?

Citizen involvement. Prior to passage of the Child Protective Services Law, it was the goal of Children's Services to educate the public on child abuse. During 1974 only six reports of abuse were received although agency personnel knew that a larger problem existed.

Near the close of 1975, a group of professionals and concerned citizens met at Geisinger Medical Center to pool knowledge and resources. The Central Susquehanna Child Abuse Council, composed of representatives from the counties of Columbia, Montour, Northumberland, Snyder and Union was formed in early 1976. Simultaneously, the representatives from Columbia and Montour Counties formed a local chapter, composed primarily of private citizens dedicated to preventing child abuse. Encouraged and supported by Children's Services, the chapter sponsored a Parents Anonymous group and formed a Speakers' Bureau. The agency purchased films for the Speakers' Bureau and initiated a two-pronged campaign aimed at educating the general public and training professionals. Beginning with a few speaking engagements in 1976, the Speakers' Bureau began receiving a flood of requests from civic and social organizations. Agency personnel did the majority of professional training and covered those engagements the Speakers' Bureau could not. Close cooperation between chapter members and agency personnel enabled the educational program to become a reality.

The results of the education program have been significant. From seven in 1975, reports of child abuse jumped to fifty-four in 1976 and to eighty-nine in 1977. As mentioned before, the key was citizen involvement.

### **Sample County Activities—Delaware County Child Care Service**

#### **Activities in Training and Public Education**

During 1977, the three Community Educators of Delaware County conducted over one hundred speaking engagements and seventy-five training sessions reaching over eight hundred mandated reporters and one thousand members of the community. As part of a continuing staff development program, Child Protective Service community educators planned two day-long in-service programs concerning the responsibilities of child welfare personnel under Act 124, and the identification, reporting and treatment of suspected abuse cases.

Loosely based on the "We Can Help" curriculum developed by the National Center For Child Abuse And Neglect, the first sessions were aimed at agency workers, foster parents, and day care parents and focused on the role of child welfare workers in the detection, assessment, and law concerning child abuse. Medical consultants from Children's Hospital of Philadelphia and the Media Clinic presented information related to medical indicators and the assessment of suspected child abuse. In addition, workshops were presented by Child Protective Service workers on Act 124 and reporting requirements, characteristics of abusive families, and the inves-

tigation of suspected abuse reports. The aspect of the program which elicited the most interest and response was an exercise done first in pairs, then in small groups, aimed at tapping the feelings of child welfare personnel as individuals toward abused children and abusive parents.

Staff response to the in-service programs has been extremely positive and follow-up sessions are planned for the near future which will address critical issues such as the difference between discipline and abuse, the sexually abused child, and treatment modalities.

One unique aspect of the community education program in Delaware County has been the use of the educational channel on cable television to publicize the problem of child abuse, responsibilities under Act 124, and services available to abused children and their families. In conjunction with the audio-visual department of one of the local school districts, programs have been taped for future broadcast once the cable television network is introduced into the county. We are quite enthusiastic about the potential of this new medium for communication, and are in the process of developing programs around education for parenthood for future broadcast.

### **V. FUNDING**

Funding for the 1977 Child Abuse Program came from Federal, State and in some cases, County sources. The major source of funding was Title XX of the Social Security Act through which Federal funds were matched by State dollars in a 75%-25% ratio. Approximately 65% of the Counties used Title XX to fund over 90% of their Child Abuse program.

Due to Federal regulations on the use of Title XX funds and ceilings on these funds, some Counties had to fund a portion of their Child Abuse Program through payments to counties for Child Welfare Services and the Juvenile Act. The payments to counties program is reimbursable up to 90% by the State and the rest by the County. Actual reimbursement for 1977 was 60% State and 40% County. The Juvenile Act sets the reimbursement rate at 50% State and 50% County.

Table IX shows total expenditures of \$3,718,066 for services to abused children and their parents in 1977.

There were 3,848,101 children under 18 years of age residing in Pennsylvania who were potentially eligible for service by virtue of their age.

In this table, the category of personnel includes: wages and salaries, employee benefits and miscellaneous expenses. The total expenditure in this category was \$2,908,146.

Operating Expenses includes: occupancy, communication, administrative supplies, service supplies, transportation, purchase assets, repair assets and other. The total amount in this category was \$339,159.

No minor items were included under purchased services, consultant services and advisory board expenses or other. The total expenditures for these categories was \$470,761.

Because all invoices had not been submitted prior to the writing of this report certain estimates had to be made using one, two or the three quarters actual expenses depending on the number of invoices that had been submitted by each county.

All figures were based on invoices received by the Department for the first three quarters except as noted as follows:

\*Invoices received for the entire year (all four quarters)

\*\*Figure based on the first quarter invoice

+Figure based on first two quarterly invoices

TABLE IX

County	Personnel	Operating Expenses	Purchased Services	Consultant Services	Advisory Board	Total	Abuse Reports 1977	Population Under 18 Years of Age
*Adams	\$ 6,226	\$ 1,876	\$ 461	\$ 0	0	\$ 8,563	48	20,102
Allegheny	300,476	32,519	0	0	0	332,995	1,343	510,614
*Armstrong	19,855	2,662	813	72	2	23,404	53	25,121
Beaver	28,008	3,108	5,567	108	7	36,798	182	71,182
Bedford	5,840	7,174	200	213	0	13,427	22	14,983
Berks	83,119	3,576	645	0	0	87,340	311	89,952
Blair	19,479	2,621	1,746	0	0	23,846	157	43,761
**Bradford	14,148	2,580	0	0	0	16,728	72	21,955
Bucks	89,340	20,508	10,270	629	0	120,747	258	160,328
Butler	33,981	11,125	0	0	0	45,106	176	45,533
*Cambria	25,651	2,060	700	0	0	28,411	112	63,246
*Cameron	1,224	666	672	649	0	3,211	8	2,514
*Carbon	6,594	846	230	0	0	7,670	45	15,464
Centre	13,365	2,998	1,855	200	0	18,418	91	28,416
Chester	123,699	13,946	18,511	0	0	156,156	262	97,422
*Clarion	24,317	1,924	0	0	0	26,241	51	12,646
†Clearfield	5,580	10,266	0	0	0	15,846	54	25,618
*Clinton	9,404	3,525	31	300	0	13,260	48	12,165
*Columbia	12,891	3,071	561	1,355	0	17,878	86	17,003
Crawford	34,980	7,616	200	408	0	43,204	84	27,445
Cumberland	17,341	1,706	0	0	0	19,047	142	52,665
Dauphin	147,795	13,989	6,401	0	0	168,185	495	70,460
Delaware	102,333	599	0	273	0	103,205	405	201,588
**Elk	1,560	100	972	0	0	2,632	11	14,218
Erie	74,320	11,262	1,245	7	0	86,834	207	93,816
*Fayette	54,935	15,008	1,252	0	0	71,195	417	51,653
*Forest	8,617	2,729	0	90	0	11,436	11	1,618
*Franklin	9,651	1,920	0	0	0	11,571	56	34,291
*Fulton	2,802	1,163	4,477	0	0	8,442	3	3,863
*Greene	4,424	438	0	0	0	4,862	54	11,670
*Huntingdon	10,370	711	4,691	616	0	16,388	35	12,944
†Indiana	5,056	974	3,202	0	0	9,232	62	25,331
*Jefferson	2,115	238	0	0	0	2,353	28	14,274
*Juniata	2,357	474	0	0	0	2,831	16	5,849
**Lackawanna	58,004	268	0	0	0	58,272	310	68,405
*Lancaster	78,460	4,934	2,892	0	0	86,286	246	109,968
**Lawrence	2,908	448	0	0	0	3,356	79	35,337
Lebanon	40,425	5,452	9,386	5,964	0	61,227	154	33,072
Lehigh	137,725	8,414	38,212	73	0	184,424	175	78,934
Luzerne	93,002	3,102	0	0	0	96,104	355	98,447
Lycoming	23,441	8,666	741	0	0	32,848	123	38,067
*McKean	14,773	2,658	0	96	30	17,557	76	17,785
Mercer	8,198	2,020	1,984	0	3	12,205	98	43,262
*Mifflin	13,391	736	461	39	0	14,627	31	15,698
Monroe	20,235	4,211	200	0	0	24,646	73	13,804
†Montgomery	71,510	13,458	5,442	0	0	90,410	245	209,874
Montour	11,587	2,837	4,581	0	0	19,005	23	4,935
Northampton	105,909	10,624	34,149	0	0	150,682	206	66,453

Continued



TABLE IX (Continued)

County	Personnel	Operating Expenses	Purchased Services	Consultant Services	Advisory Board	Total	Abuse Reports 1977	Population Under 18 Years of Age
*Northumberland	12,819	2,290	1,346	0	0	16,455	111	30,571
*Perry	15,608	1,311	1,485	850	0	19,254	83	9,875
Philadelphia	501,591	10,168	209,475	0	0	721,234	3,973	607,266
Pike	7,666	317	0	0	0	7,983	9	3,565
Potter	2,567	460	0	629	0	3,656	27	5,894
*Schuylkill	144,248	23,356	300	0	0	167,904	135	47,102
Snyder	2,826	3,534	798	92	0	7,250	21	9,639
Somerset	12,159	5,579	0	2,365	0	20,103	34	25,094
Sullivan	2,494	48	0	0	0	2,542	6	2,073
Susquehanna	1,186	493	47	0	0	1,726	28	12,355
Tioga	5,438	418	0	0	0	5,856	41	13,841
*Union	4,329	2,046	222	600	0	7,197	14	8,281
*Venango	2,794	642	0	28	0	3,464	66	21,152
*Warren	23,388	2,890	584	135	0	26,997	59	16,005
Washington	35,639	5,613	1,151	0	0	42,383	231	67,365
*Wayne	8,276	502	766	70	0	9,614	33	9,575
†Westmoreland	55,832	15,178	0	0	218	71,228	295	126,382
Wyoming	4,193	380	0	0	0	4,573	41	6,773
York	83,672	10,128	75,736	0	0	169,536	133	91,542
State Total	\$2,908,146	\$339,159	\$454,640	\$15,861	\$260	\$3,718,066	12,939	3,848,101

VI. LEGISLATIVE OVERSIGHT

Section 24 of Act No. 124 of 1975 directs the Senate Committee on Aging and Youth and the House Committee on Health and Welfare to undertake an oversight review of the manner in which the Child Protective Services Law is being administered at the State and local levels.

The law specifies that the study shall be conducted for the purposes of:

- (1) Providing information that will aid the General Assembly in its oversight responsibilities;
- (2) enabling the General Assembly to determine whether the programs and services mandated by this act are effectively meeting the goals of this legislation;
- (3) assisting the General Assembly in measuring the costs and benefits of this program and the effects and/or side-effects of mandated program services;
- (4) permitting the General Assembly to determine whether the confidentiality of records mandated by this act is being maintained at the State and local level; and
- (5) providing information that will permit State and local program administrators to be held accountable for the administration of the programs mandated by this act. . . .

The staff of the Joint State Government Commission, the research agency of the General Assembly, has been authorized to conduct the oversight review and report its findings in a published report.

Study commenced in fall of 1977 with review of ChildLine along with state-level administrative and public education activities. During spring 1978 attention is being focused on regional office and county implementation of the law. Eleven counties throughout the state have been selected for in-depth evaluation.

Legislative researchers are evaluating not only the extent and proficiency of implementation but also experience under the law and proposals for change of the statute.

VII. EVALUATION AND RECOMMENDATION

Act 124 continues to have a significant impact on every county child welfare program in the state. Over the past two years the state and counties have increased both manpower and financial resources to improve services to abused and neglected children because of the provisions of the Law. We must continue our strong efforts to prevent and eliminate child abuse. For too long, we have been satisfied with rhetoric rather than action. Yet, while we have expressed our concern and our love for our children, the incidence of child abuse has continued to climb. The reporting system now in place demonstrates the severity of the problem. It is essential, therefore, that we continue to place a high priority on protecting children from neglect, injury, abuse and death.

The act was intended to identify and protect children who are the victims of serious abuse and neglect, mental injury, sexual abuse, and serious physical neglect and provide a balance between children's and parent's rights. Great strides have been made in these areas due to the enactment of the Child Protective Services Law. However, there is a large number of cases reported that do not meet the definition of abuse under the Act but in which the family needs protective service. Because of the expunction provisions of the Act and the parents' right to refuse appropriate services, in some cases the agencies are unable to provide services to protect these children.

This, along with other concerns, prompted the Pennsylvania Council of County Child Welfare Administrators to form a Task Force to review thoroughly the Act and make suggested amendments. The Bureau of Child Welfare and the Department's Legal Office were invited to become members of the Task Force and assist in developing appropriate amendments. Some of the major issues under consideration by the Task Force are:

1. The expansion of the definition of an abused child to include those children who are in need of protective services but not abused as per current definitions.
2. The categorization and processing of referrals received by the state or county.
3. The expansion of the list of persons the county child welfare agency may share information with to allow persons with a legitimate interest in the case access to the information. This could include sharing certain information with mandated reporting sources, school personnel, treatment facilities, the police, etc., when the best interest of the child would be enhanced.
4. The addition of a section to protect mandated reporters from any kind of work related disciplinary action, demotion, or harassment, because they reported a case against the advice of their superior.
5. Consider keeping certain unfounded reports for a specified period of time in order to provide services, and track children who have received suspicious injuries when the investigation was inconclusive.
6. Considering eliminating the requirement for a separate unit to investigate child abuse and allow each agency to determine the most appropriate means of providing protective services in its county. Many agencies had, and would like to reestablish, units that handled both serious child abuse and general neglect cases while others separated those functions into intake and on-going services. Because many counties are too small to justify a separate unit for child abuse only, it appears best to leave the decision of the best way to deliver services up to the counties. The Department would continue to monitor the provision of services through the review of the local plans and its supervisory relationship with the counties.
7. Coordinate the provision of services and clarify the relationship of the Child Protective Services Law with the Juvenile Court Act.
8. Routine expunction of material be delayed in cases involving requests by subjects pending the disposition of the request.
9. Incorporate the local plan into the annual plan so that a complete plan for child welfare services is available.
10. Expand the role of the toll-free hot line to include providing information and referral on any child related problem in Pennsylvania.

It should be noted that these are not all the issues that are under consideration nor has any agreement been reached on any of these concerns. The Task Force plans

to continue to meet on a regular basis to resolve these and other issues as they arise.

In addition to the above substantive changes the following technical amendments are also under consideration:

1. Because the results and interpretation of radiological examinations and other medical reports are extremely technical and require a physician's expertise, it is recommended that medical summaries of reports (instead of the actual x-rays and reports) be sent to the Child Protective Service.
2. Amend Section 14 to permit the Central Register to inform the Child Protective Service not only about the existence of prior founded or indicated reports of abuse, but also the location where the abuse was reported or occurred so that the CPS can contact the other county(s) for additional information.
3. Expand the information that is allowed to be kept in the Central Register to include: the relationship of the perpetrator to the child, the sex of the child, the social services planned or provided and other information necessary to obtain federal financial participation in funding Child Protective Services. This would permit the Department to better plan for the development of programs, including training, education, and treatment.
4. Provide that the results of the random audits conducted by the Attorney General be supplied to the Secretary of the Department.
5. Since Title XX requires federal auditors when necessary to verify service delivery, expand the list of persons that have access to non-identifiable information in the Research File.
6. Allow county child welfare agencies to retain files, reports and records of child abuse that existed prior to November 26, 1975.
7. Amend the Act so that notice of any expungement or amendment is "mailed to" instead of "served upon" subjects of the reports.
8. Mandate that the county public child welfare agency is the sole civil agency responsible for receiving and investigating all reports of suspected child abuse to clarify any misconceptions that criminal investigations are prohibited.
9. Permit the Child Protective Service to enter public and private schools and other institutions to examine a subject child and health records relating to his immediate health condition.
10. Permit information about all subjects contained in the Central Register to be expunged when the subject child reaches age 18. To avoid any embarrassment to the subjects, consider eliminating the notification provision when the subject child turns age 18. It is likely that many of the subjects will have moved or would not even be aware that a report ever existed, and the notification constitutes an unnecessary burden on all concerned.

The Act specifies that the county child welfare agency shall be the sole agency in the community to receive and investigate reports of suspected abuse unless the suspected abuse has been perpetrated by the agency or any of its agents or employees. In such cases, the Department shall assume the role of the agency. Since

the Act was passed, the regional offices of the Department have investigated reports of suspected abuse involving an agent of the Child Welfare Agency.

Because of the increase in the number of cases and the time necessary to investigate adequately each case, the Department would like to establish an investigative team on the state level whose sole responsibility would be to investigate "agent of the Agency" reports of suspected abuse.

It is anticipated that the Joint State Government Commission will also provide some suggestions for amendments to the Act. It is hoped that the amendments suggested for consideration by all sources will assist in the development and passage of revisions to Act 124 which will increase both the quantity and quality of services to abused children and their parents.

## VIII. STATISTICAL HIGHLIGHTS AND TABLES

The following statistical highlights and tables are based on investigated reports of suspected child abuse for 1977. The number of reports rose from 6415 in 1976 to 12,939 in 1977—a 102 percent increase. Between 1975 and 1976 there was an increase of 126.2 percent as compared with an increase of 102 percent between 1976 and 1977. The percentage of reports increased in the Southeastern and Western parts of the State and decreased in the Northeastern and Central parts.

Calls to ChildLine continued increasing until August when they began to level off and declined toward the end of the year. This is probably indicative of the need for a revitalization of the public awareness campaign.

It was suspected that 26 children died because of abuse. Investigations determined one report to be "Founded", 20 "Indicated", and five "Unfounded". This is one more death than reported in 1976. It is believed that more children died as a result of abuse but were not referred to either ChildLine or the county child protective services unit for investigation as they were processed through the criminal system.

The regulations require the County Child Protective Service to forward a written report to ChildLine within 48 hours of receipt of the oral report. Allowing five additional days for postal processing, 65 percent of the reports were received at ChildLine within seven days of receipt of the initial report.

5,136 (39.7%) of the reports were sufficiently serious to warrant the child being seen by a Child Protective Service worker within 24 hours of the initial report. This is a 8.7 percent decrease over last year.

In at least 405 (3.1%) reports criminal charges were brought against the perpetrator.

Act 124 requires the County Child Protective Services to complete their investigation and report the status of the evaluation to ChildLine within 30 days of the initial report of suspected child abuse. Reports not received within 60 days become "Unfounded" and are expunged. 5,571 (43.1 percent) reports were received within 30 days, 5,418 (41.9) within 60 days and 1,944 (15 percent) were expunged as "unfounded" as they were not submitted within 60 days.

Of the total reports investigated, 1.1% were deter-

mined to be "Founded". 33.7% "Indicated", 65.2% "Unfounded".

The range of reports investigated was from three in Fulton County to 3,973 in Philadelphia.

### Protective Custody

It is difficult to determine the true activity relating to the taking of protective custody during 1977 as county child welfare personnel frequently failed to provide this data to the Department.

At least 855 children, or 6.6% of the total reported, were taken into protective custody during 1977. This represents a 28.4% increase over 1976 in children requiring such protection.

Of the 855 known reports where protective custody was taken 11.9% were determined to be "founded"; 70.1% "indicated" and 18% "unfounded."

Of the total children found to be abused during 1977, 19% resulted in the child being taken into protective custody. Since 18% of the reports involving protective custody were determined "unfounded", it can be deduced that these children were taken into emergency custody and custody was not continued, or custody was continued but not based on a finding of abuse.

There was a significant increase in the number of children taken into protective custody on an emergency basis between 1976 and 1977. 612 children were taken into emergency protective custody during 1977, a 36.3% increase over 1976. Of these 612 children 20.3% were taken into emergency protective custody by a physician or director of a medical facility; 65% by a law enforcement officer or court official and 14.7% by a protective services worker with a court order. Of the 612 children taken into emergency protective custody 430 or 70% were continued in custody by court order.

Of the 855 children known to have been taken into protective custody 243 or 28.3% were taken into custody through dispositional (non-emergency) court action. This is a 12% increase over 1976.

Table X shows the number of investigated reports of child abuse per county and per region. The number in the parenthesis is the number of actual reports received, and the other is the number of reports that were validated as either "founded" or "indicated" cases of abuse.

The numbers in the circles represent the figures for each of the four Regions.

The chart at the top shows the percentage of both suspected and registered cases per Region.

Table XI shows the number of investigated reports of suspected child abuse for 1976 and 1977, the percentage of the total number of reports per county, and the population of children residing in each county. Not surprising is the fact that Philadelphia and Allegheny counties accounted for over 40 percent of the total number of reports.

Western and Southeastern Regions show percentage increases from last year, whereas Central and Northeastern Regions show slight declines. Western and Southeastern increased 4.7 and 2.7 percents respectively; Northeastern and Central Regions decreased 1.1 and 6.3 percents respectively. This might be attributed to the fact that the public awareness campaign was introduced in four stages across the State—first in the Northeastern

Region, then Central followed by Western and finally Southeastern. Allowing time for the distribution of the material, it is logical that Western and Southeastern would show increases in 1977.

In 1976 there was an average of 16.7 reports for every 10,000 children in the State. In 1977 that number in-

creased to 33.6 reports per every 10,000 children. Because of differences in state laws regarding the definition of abuse, public awareness campaigns, reporting procedures, etc. it is not possible to arrive at an accurate national average of the number of reports per 10,000 children to compare to Pennsylvania's figures.

TABLE XI  
INVESTIGATED REPORTS OF SUSPECTED CHILD ABUSE  
BY REGION, COUNTY, POPULATION  
1976-1977

CENTRAL REGION

County	Reports		*Percent		Population under Age 18
	1976	1977	1976	1977	
Adams	25	48	0.4	0.4	20,102
Bedford	23	22	0.4	0.2	14,983
Blair	90	157	1.4	1.2	43,761
Cambria	48	112	0.7	0.9	63,246
Centre	36	91	0.6	0.7	28,416
Clinton	19	48	0.3	0.4	12,165
Columbia	54	86	0.8	0.7	17,003
Cumberland	66	142	1.0	1.1	52,665
Dauphin	452	495	7.0	3.8	70,460
Franklin	49	56	0.8	0.4	34,291
Fulton	2	3	.0	0.0	3,863
Huntingdon	18	35	0.8	0.3	12,944
Juniata	4	16	0.1	0.1	5,849
Lancaster	185	246	2.9	1.9	109,968
Lebanon	111	154	1.7	1.2	33,072
Lycoming	77	123	1.2	1.0	38,067
Mifflin	11	31	0.2	0.2	15,698
Montour	5	23	0.1	0.2	4,935
Northumberland	40	111	0.6	0.9	30,571
Perry	28	83	0.4	0.6	9,875
Snyder	12	21	0.2	0.2	9,639
Somerset	24	34	0.4	0.3	25,094
Union	11	14	0.2	0.1	8,281
York	157	133	2.4	1.0	91,542
Regional Total	1547	2284	24.1	17.8	756,490

SOUTHEAST REGION

County	Reports		*Percent		Population under Age 18
	1976	1977	1976	1977	
Bucks	156	258	2.4	2.0	160,328
Chester	201	262	3.1	2.0	97,422
Delaware	164	405	2.6	3.1	201,588
Montgomery	111	245	1.7	1.9	209,874
Philadelphia	1738	3973	27.0	30.7	607,266
Regional Total	2370	5143	36.8	39.5	1,276,478

\*percent of state total

Continued

TABLE XI (Continued)

INVESTIGATED REPORTS OF SUSPECTED CHILD ABUSE  
BY REGION, COUNTY, POPULATION  
1976-1977

## WESTERN REGION

County	Reports		*Percent		Population under Age 18
	1976	1977	1976	1977	
Allegheny	447	1343	7.0	10.4	510,614
Armstrong	45	53	0.7	0.4	25,121
Beaver	96	182	1.5	1.4	71,182
Butler	48	176	0.7	1.4	45,533
Cameron	2	8	.0	0.1	2,514
Clarion	25	51	0.4	0.4	12,646
Clearfield	20	54	0.3	0.4	25,618
Crawford	49	84	0.8	0.6	27,445
Elk	0	11	.0	0.1	14,218
Erie	128	207	2.0	1.6	93,816
Fayette	126	417	2.0	3.2	51,653
Forest	5	11	0.1	0.1	1,618
Greene	33	54	0.5	0.4	11,670
Indiana	47	62	0.7	0.5	25,331
Jefferson	11	28	0.2	0.2	14,274
Lawrence	42	79	0.7	0.6	35,337
McKean	53	76	0.8	0.6	17,785
Mercer	78	98	1.2	0.8	43,262
Potter	4	27	0.1	0.2	5,894
Venango	29	66	0.5	0.5	21,152
Warren	29	59	0.5	0.5	16,005
Washington	122	231	1.8	1.8	67,365
Westmoreland	81	295	1.3	2.3	126,382
Regional Total	1520	3672	23.8	28.5	1,266,435

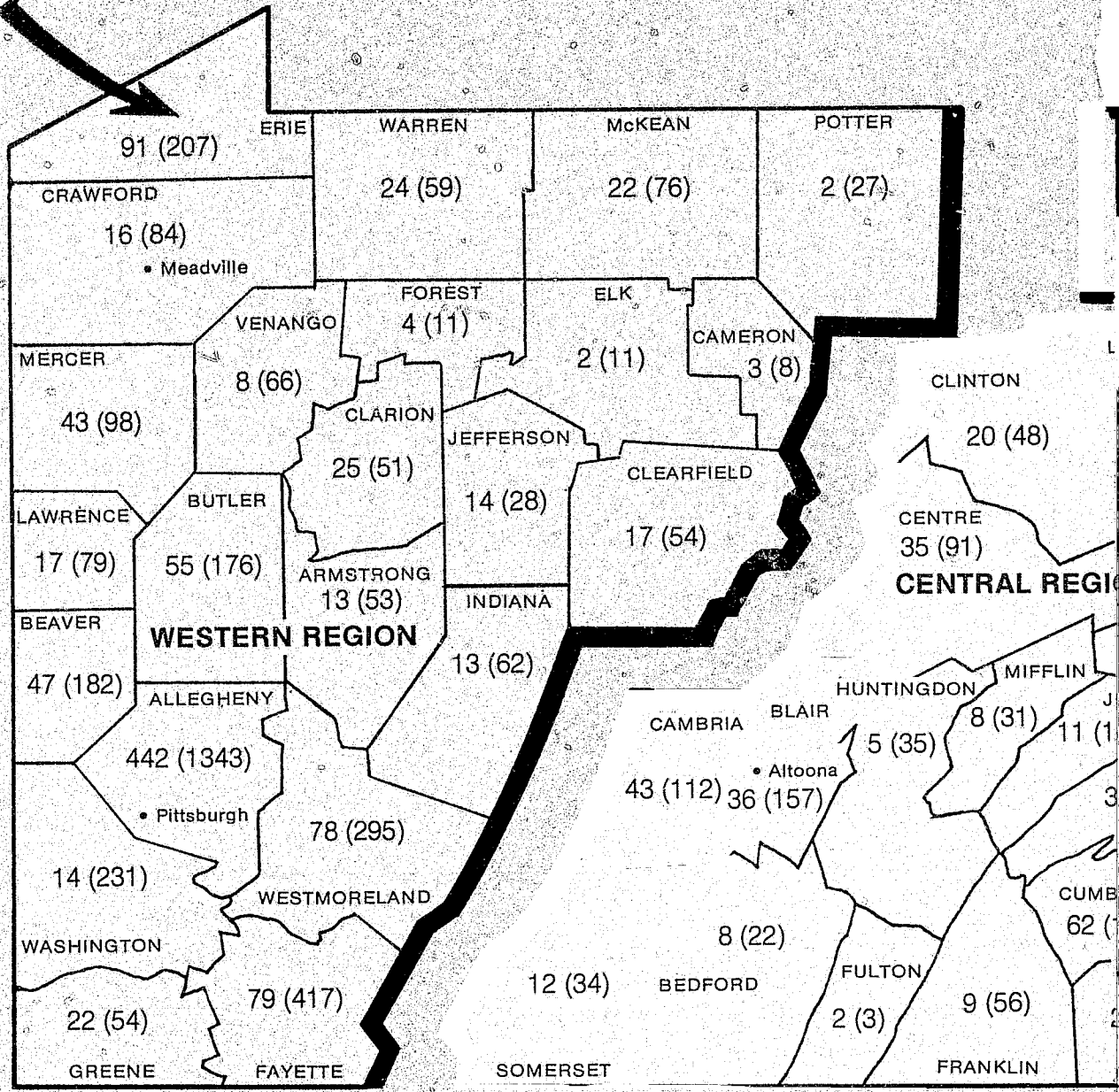
## NORTHEAST REGION

County	Reports		*Percent		Population under Age 18
	1976	1977	1976	1977	
Berks	146	311	2.3	2.4	89,952
Bradford	57	72	0.9	0.6	21,955
Carbon	21	45	0.3	0.3	15,464
Lackawanna	94	310	1.5	2.4	68,405
Lehigh	96	175	1.5	2.4	78,934
Luzerne	210	355	3.3	2.7	98,447
Monroe	41	73	0.6	0.6	13,804
Northampton	137	206	2.1	1.6	66,453
Pike	13	9	0.2	0.1	3,565
Schuylkill	95	135	1.5	1.0	47,102
Sullivan	0	6	.0	0.0	2,073
Susquehanna	17	28	0.3	0.2	12,355
Tioga	16	41	0.2	0.3	13,841
Wayne	6	33	0.1	0.3	9,575
Wyoming	29	41	0.5	0.3	6,773
Regional Total	978	1840	15.3	14.2	548,698
State Totals	6,415	12,939			3,848,101

\* = Percent of State Total.

TAB.  
 INVESTIGATED REPORTS  
 ACTUAL (S)

1051  
 (3672)

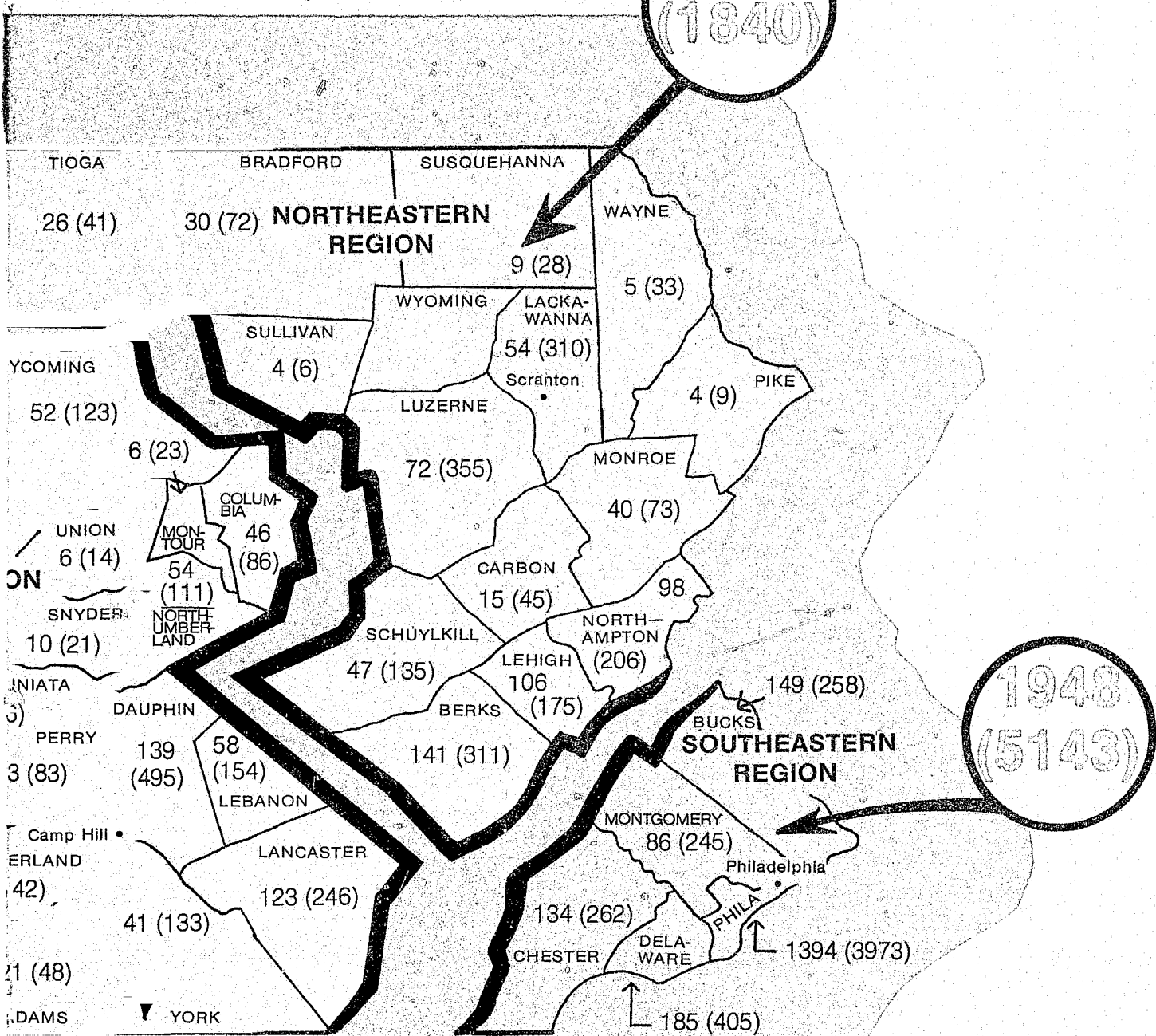


**TOTAL SUSPECTED ABUSE—(12939)**  
**TOTAL ABUSED CHILDREN—4499**

840  
 (2284)



# EX RTS OF CHILD ABUSE (SUSPECTED)



**PERCENTAGE OF STATE TOTAL**

REGION	Suspected Cases	Registered Cases
CENTRAL	17.8	18.7
NORTHEASTERN	14.2	14.7
SOUTHEASTERN	39.5	43.2
WESTERN	28.5	23.4

Table XII presents the percentage increase or decrease in the number of reports received by each county. Only three counties showed a decrease in the number of

reports received. They are Bedford, Pike and York Counties.

TABLE XII  
PERCENTAGE INCREASE/DECREASE  
IN REPORT OF SUSPECTED CHILD ABUSE  
1976-1977

County	Reports		Percent Change	County	Reports		Percent Change
	1976	1977			1976	1977	
Adams	25	48	92.0	Lawrence	42	79	88.1
Allegheny	447	1343	200.5	Lebanon	111	154	38.7
Armstrong	45	53	17.8	Lehigh	96	175	82.3
Beaver	96	182	89.6	Luzerne	210	355	69.1
Bedford	23	22	-4.3	Lycoming	77	123	59.7
Berks	146	311	113.0	McKean	53	76	43.4
Blair	90	157	74.4	Mercer	78	98	25.6
Bradford	57	72	26.3	Mifflin	11	31	181.8
Bucks	156	258	65.4	Monroe	41	73	78.1
Butler	48	176	266.7	Montgomery	111	245	120.7
Cambria	48	112	133.3	Montour	5	23	360.0
Cameron	2	8	300.0	Northampton	137	206	50.4
Carbon	21	45	114.3	Northumberland	40	111	177.5
Centre	36	91	152.8	Perry	28	83	196.4
Chester	201	262	30.3	Philadelphia	1738	3973	128.6
Clarion	25	51	104.0	Pike	13	9	-30.8
Clearfield	20	54	170.0	Potter	4	27	575.0
Clinton	19	48	152.6	Schuylkill	95	135	42.1
Columbia	54	86	59.3	Snyder	12	21	75.0
Crawford	49	84	71.4	Somerset	24	34	41.7
Cumberland	66	142	115.2	Sullivan	0	6	*
Dauphin	452	495	9.5	Susquehanna	17	28	64.7
Delaware	164	406	147.6	Tioga	16	41	156.3
Elk	0	11	*	Union	11	14	27.3
Erie	128	207	61.7	Venango	29	66	127.6
Fayette	126	417	231.0	Warren	29	59	103.5
Forest	5	11	120.0	Washington	122	231	89.3
Franklin	49	56	14.3	Wayne	6	33	450.0
Fulton	2	3	50.0	Westmoreland	81	295	264.2
Greene	33	54	63.6	Wyoming	29	41	41.4
Huntingdon	18	35	94.4	York	157	133	-15.3
Indiana	47	62	31.9				
Jefferson	11	28	154.6				
Juniata	4	16	300.0				
Lackawanna	94	310	229.8				
Lancaster	185	246	33.0				

\*unable to compute—no reports in 1976

Table XIII presents the counties' determination of whether the reports were "founded", "indicated", or "unfounded" as per the definition of abuse. The number of "founded" reports decreased from 3.3 to 1.1 percent. This is due in part to the overlap of the Juvenile Act and Child Protective Services Act and the hesitancy of Juvenile Court Judges to label a child as abused. Since the definition of an "abused child" is more restrictive than for a "dependent child", agencies and courts have found it more advantageous to use the provisions of the Juvenile Act than the Child Protective Services Act.

The decrease in the percentage of "indicated" reports can be attributed to two factors: first, statistics verify that with a substantial increase in the number of reports the

probability that more will be "unfounded" also increases; secondly, with additional training and experience county child protective service staff are interpreting the law more accurately.

We know from past experience that in many unfounded reports the children are still in need of general protective services. Many parents voluntarily accept such services from the agencies and are assisted in providing for their child's welfare. What is not known and particularly disturbing is the number of children who are in the "unfounded" category and are not getting service because their parents refuse to cooperate with the agency, and the agency is forced to close the case because of the expungement provision of the Act.

TABLE XIII  
STATUS OF EVALUATION BY COUNTY  
1976-1977

County	Founded		Indicated		Unfounded		Total	
	1976	1977	1976	1977	1976	1977	1976	1977
Adams	0	0	15(60.0)	21(43.8)	10(40.0)	27(56.3)	25	48
Allegheny	4(0.9)	1(0.1)	152(34.0)	441(32.8)	291(65.1)	901(67.1)	447	1343
Armstrong	1(2.2)	1(1.9)	14(31.1)	12(22.6)	30(66.7)	40(75.5)	45	53
Beaver	0	1(0.5)	25(26.0)	46(25.3)	71(74.0)	135(74.2)	96	182
Bedford	4(17.4)	1(4.5)	6(26.1)	7(31.8)	13(56.5)	14(63.6)	23	22
Berks	5(3.4)	2(0.6)	62(42.7)	139(44.7)	79(54.1)	170(54.7)	146	311
Blair	0	0	38(42.2)	36(22.9)	52(57.8)	121(77.1)	90	157
Bradford	1(1.8)	0	23(40.4)	30(41.7)	33(57.9)	42(58.3)	57	72
Bucks	15(9.6)	16(6.2)	103(66.0)	133(51.6)	38(24.4)	109(42.2)	156	258
Butler	8(16.7)	1(0.6)	16(33.3)	54(30.7)	24(50.0)	121(68.8)	48	176
Cambria	9(18.8)	0	5(10.4)	43(38.4)	34(70.8)	69(61.6)	48	112
Cameron	0	0	0	3(37.5)	2(100.0)	5(62.5)	2	8
Carbon	0	0	11(52.4)	15(33.3)	10(47.6)	30(66.7)	21	45
Centre	0	1(1.1)	13(36.1)	34(37.4)	23(63.9)	56(61.5)	36	91
Chester	15(7.5)	14(5.3)	101(50.2)	120(45.8)	85(42.3)	128(48.9)	201	262
Clarion	7(28.0)	1(2.0)	4(16.0)	24(47.1)	14(56.0)	26(51.0)	25	51
Clearfield	4(20.0)	0	5(25.0)	17(31.5)	11(55.0)	37(68.5)	20	54
Clinton	1(5.3)	1(2.1)	8(42.1)	19(39.6)	10(52.6)	28(58.3)	19	48
Columbia	2(3.7)	3(3.5)	30(55.5)	43(50.0)	22(40.7)	40(46.5)	54	86
Crawford	0	0	18(36.7)	16(19.0)	31(63.3)	68(81.0)	49	84
Cumberland	3(4.5)	3(2.1)	29(43.9)	59(41.5)	34(51.5)	80(56.3)	66	142
Dauphin	4(0.9)	0	160(35.9)	139(28.1)	288(63.7)	356(71.9)	452	495
Delaware	6(3.7)	7(1.7)	104(63.4)	178(44.0)	54(32.9)	220(54.3)	164	405
Elk	0	0	0	2(18.2)	0	9(81.8)	0	11
Erie	1(0.8)	8(3.9)	48(37.5)	83(40.1)	79(61.7)	116(56.0)	128	207
Fayette	1(0.8)	2(0.5)	41(32.5)	77(18.5)	84(66.7)	338(81.1)	126	417
Forest	1(20.0)	0	0	4(36.4)	4(80.0)	7(63.6)	5	11
Franklin	2(4.1)	0	15(30.6)	9(16.1)	32(65.3)	47(83.9)	49	56
Fulton	1(50.0)	0	0	2(66.7)	1(50.0)	1(33.3)	2	3
Greene	0	8(14.8)	13(39.4)	14(25.9)	20(60.6)	32(59.3)	33	54
Huntingdon	2(11.1)	0	4(22.2)	5(14.3)	12(66.7)	30(85.7)	18	35
Indiana	0	0	11(23.4)	13(21.0)	36(76.6)	49(79.0)	47	62
Jefferson	2(18.2)	0	6(54.5)	14(50.0)	3(27.3)	14(50.0)	11	28
Juniata	1(25.0)	0	1(25.0)	11(68.8)	2(50.0)	5(31.3)	4	16
Lackawanna	1(1.1)	0	35(37.2)	54(17.4)	58(61.7)	256(82.6)	94	310

Continued

TABLE XIII (Continued)  
STATUS OF EVALUATION BY COUNTY  
1976-1977

County	Founded		Indicated		Unfounded		Total	
	1976	1977	1976	1977	1976	1977	1976	1977
Lancaster	6(3.2)	3(1.2)	96(51.9)	120(48.8)	83(44.9)	123(50.0)	185	246
Lawrence	6(14.3)	0	14(33.3)	17(21.5)	22(52.4)	62(78.5)	42	79
Lebanon	5(4.5)	0	46(41.4)	58(37.7)	60(54.1)	76(62.3)	111	154
Lehigh	1(1.0)	4(2.3)	42(43.8)	102(58.3)	53(55.2)	69(39.4)	96	175
Luzerne	4(1.9)	1(0.3)	66(31.4)	71(20.0)	140(66.7)	283(79.7)	210	355
Lycoming	4(5.2)	0	30(39.0)	52(42.2)	43(55.8)	71(57.7)	77	123
McKean	0	0	9(17.0)	22(28.9)	44(83.0)	54(71.1)	53	76
Mercer	3(3.8)	6(6.1)	19(24.4)	37(37.8)	56(71.8)	55(56.1)	78	98
Mifflin	0	0	5(45.5)	8(25.8)	6(54.5)	23(74.2)	11	31
Monroe	1(2.4)	2(2.7)	13(31.7)	38(52.1)	27(65.9)	33(45.2)	41	73
Montgomery	1(0.9)	1(0.4)	68(61.3)	85(34.7)	42(37.8)	159(64.9)	111	245
Montour	0	0	0	6(26.1)	5(100.0)	17(73.9)	5	23
Northampton	3(2.2)	5(2.4)	84(61.3)	93(45.1)	50(36.5)	108(52.4)	137	206
Northumberland	2(5.0)	5(4.5)	23(57.5)	49(44.1)	15(37.5)	57(51.4)	40	111
Perry	2(7.1)	0	10(35.7)	33(39.8)	16(57.1)	50(60.2)	28	83
Philadelphia	48(2.8)	29(0.7)	771(44.4)	1365(34.4)	919(52.8)	2579(64.9)	1738	3973
Pike	0	0	6(46.2)	4(44.4)	7(53.8)	5(55.6)	13	9
Potter	0	0	3(75.0)	2(7.4)	1(25.0)	25(92.6)	4	27
Schuylkill	2(2.1)	0	47(49.5)	47(34.8)	46(48.4)	88(65.2)	95	135
Snyder	1(8.3)	0	2(16.7)	10(47.6)	9(75.0)	11(52.4)	12	21
Somerset	1(4.2)	0	4(16.7)	12(35.3)	19(79.2)	22(64.7)	24	34
Sullivan	0	0	0	4(66.7)	0	2(33.3)	0	6
Susquehanna	0	0	6(35.3)	9(32.1)	11(64.7)	19(67.9)	17	28
Tioga	0	0	8(50.0)	26(63.4)	8(50.0)	15(36.6)	16	41
Union	3(27.3)	0	8(72.7)	6(42.9)	0	8(57.1)	11	14
Venango	0	0	12(41.4)	8(12.1)	17(58.6)	58(87.9)	29	66
Warren	0	0	9(31.0)	24(40.7)	20(69.0)	35(59.3)	29	59
Washington	5(4.1)	1(0.4)	31(25.4)	13(5.6)	86(70.5)	217(93.9)	122	231
Wayne	0	0	0	5(15.2)	6(100.0)	28(84.8)	6	33
Westmoreland	5(6.2)	8(2.7)	29(35.8)	70(23.7)	47(58.0)	217(73.6)	81	295
Wyoming	0	0	9(31.0)	9(22.0)	20(69.0)	32(78.0)	29	41
York	5(3.2)	1(0.8)	56(35.7)	40(30.1)	96(61.1)	92(69.2)	157	133
Totals	209(3.3)	137(1.1)	2642(41.2)	4362(33.7)	3564(55.5)	8440(65.2)	6415	12939

Table XIV shows the status of the evaluation by the type of injury category. The highest percentage of "indicated" injuries is within the category of sexual injuries, yet sexual abuse in one of the hardest types to prove. It is speculated that the higher percentage is due to two factors: since the taboo against any type of incestuous relationship is so strong, reporters are more likely to report sexual abuse if they are more certain that it occurred; secondly, the profession is only beginning to

understand the needs of the sexually abused and abuser and develop programs to meet these needs.

The large percentage (77.2 percent) of allegations of neglect that are determined unfounded is viewed and understood in light of the legal need for some physical injury to accompany the neglect. It could also be due in part to societal value judgments of what constitutes proper parental care for a child's physical, mental, or emotional health or morals.

TABLE XIV  
STATUS OF EVALUATION  
BY TYPE OF INJURY CATEGORY  
1976-1977

Status	Physical Injuries				Mental Injuries				Sexual Injuries				Physical Neglect			
	Number of Injuries		Percentage		Number of Injuries		Percentage		Number of Injuries		Percentage		Number of Injuries		Percentage	
	'76	'77	'76	'77	'76	'77	'76	'77	'76	'77	'76	'77	'76	'77	'76	'77
Found	223	152	4.2	1.7	15	6	4.8	0.8	46	46	6.2	3.7	46	29	2.5	0.6
Indicated	2441	3768	46.3	41.4	126	227	40.8	32.0	402	581	54.1	46.3	573	1141	30.9	22.2
Unfounded	2614	5182	49.5	56.9	168	477	54.4	67.2	295	629	39.7	50.0	1234	3959	66.6	77.2
Total	5278	9102	100.0	100.0	309	710	100.0	100.0	743	1256	100.0	100.0	1853	5129	100.0	100.0

Table XV presents the time period between when the report was initially received and when the status determination was reported to ChildLine. The law mandates that reports must be investigated within 30 days and the results forwarded to ChildLine. ChildLine is required to monitor the receipt of the reports within the prescribed time limits.

ChildLine only received 43.1 percent of the reports within the thirty day time period. Although this represents an increase of 4.3 percent from 1976, counties are still failing to meet this mandate of the Law. If Philadelphia is not considered, the percentage of reports received within 30 days increases to 56 percent.

The law also provides that if a report is not received by ChildLine within 60 days all information must be expunged. One thousand, four hundred and forty-four cases (1,444), or 15% of the total number of cases, were expunged because the counties failed to submit a report within 60 days. Again, excluding Philadelphia the percentage of reports not received within 60 days drops to 4.7 percent of the State total. This does not necessarily mean that these reports were not investigated; it only means that they were not submitted within the time limits prescribed by law. It possibly points out the need for additional staff to insure prompt investigation of all reports.

TABLE XV

TIME PERIOD BETWEEN DATE OF INITIAL ORAL REPORT AND DATE  
STATUS REPORTED TO CHILDLINE  
1976-1977

County	0-30 Days		31-60 Days		Over 60 Days (Expunged)	
	1976	1977	1976	1977	1976	1977
Adams	16(64.0)	28(58.3)	9(36.0)	20(41.7)	0	0
Allegheny	106(23.8)	364(27.1)	297(66.4)	922(68.7)	44(9.8)	57(4.2)
Armstrong	16(35.6)	39(73.6)	23(51.1)	9(17.0)	6(13.3)	5(9.4)
Beaver	69(71.9)	166(91.2)	25(26.0)	16(8.8)	2(0.2)	0
Bedford	21(91.3)	16(72.7)	2(8.7)	6(27.3)	0	0
Berks	63(43.2)	146(46.9)	73(50.0)	134(43.1)	10(6.8)	31(10.0)
Blair	59(65.6)	114(72.6)	29(32.2)	43(27.4)	2(2.2)	0
Bradford	25(43.9)	54(75.0)	30(52.6)	14(19.4)	2(3.5)	4(5.5)
Bucks	61(38.4)	180(69.7)	90(58.4)	78(30.2)	5(3.2)	0
Butler	17(35.4)	160(90.9)	23(47.9)	13(7.4)	8(16.7)	3(1.7)
Cambria	2(4.2)	85(75.9)	18(37.5)	12(10.7)	28(58.3)	15(13.4)
Cameron	0	2(25.0)	2(100)	5(62.5)	0	1(12.5)
Carbon	9(42.9)	29(64.4)	12(57.1)	8(17.8)	0	8(17.8)
Centre	11(30.6)	37(40.7)	25(69.4)	53(58.2)	0	1(1.1)
Chester	75(37.3)	100(38.2)	104(51.7)	127(48.5)	22(10.9)	35(13.4)
Clarion	7(28.0)	40(78.4)	12(48.0)	11(21.6)	6(24.0)	0
Clearfield	6(30.0)	32(59.3)	13(65.0)	16(29.6)	1(5.0)	6(11.1)
Clinton	6(31.6)	32(66.7)	13(68.4)	15(31.3)	0	1(2.1)
Columbia	19(35.2)	52(60.5)	34(63.0)	31(36.0)	1(1.9)	3(3.5)
Crawford	25(51.0)	26(31.0)	16(32.7)	42(50.0)	8(16.3)	16(19.0)
Cumberland	20(30.3)	90(63.4)	42(63.6)	49(34.5)	4(6.1)	3(2.1)
Dauphin	253(55.9)	383(77.4)	198(43.9)	112(22.6)	1(0.2)	0
Delaware	84(51.2)	191(47.2)	73(44.5)	195(48.1)	7(4.3)	19(4.7)
Elk	0	9(81.8)	0	0	0	2(18.2)
Erie	30(23.4)	59(28.5)	98(76.6)	146(70.5)	0	2(1.0)
Fayette	62(49.2)	347(83.2)	60(47.6)	67(16.1)	4(3.2)	3(0.7)
Forest	4(80.0)	7(63.6)	1(20.0)	4(36.4)	0	0
Franklin	31(63.3)	48(85.7)	17(34.7)	8(14.3)	1(2.0)	0
Fulton	0	3(100)	1(50.0)	0	1(50.0)	0
Greene	17(51.5)	36(66.7)	14(42.4)	11(20.4)	2(6.1)	7(13.0)
Huntingdon	9(50.0)	10(28.6)	9(50.0)	24(68.6)	0	1(2.9)
Indiana	23(48.9)	35(56.5)	22(46.8)	21(33.9)	2(4.3)	6(9.7)
Jefferson	2(18.2)	8(28.6)	9(81.8)	19(67.9)	0	1(3.6)
Juniata	3(75.0)	13(81.3)	1(25.0)	2(12.5)	0	1(6.3)
Lackawanna	57(60.6)	239(77.1)	29(30.9)	61(19.7)	8(8.5)	10(3.2)
Lancaster	105(56.8)	173(70.3)	75(40.5)	73(29.7)	5(2.7)	0
Lawrence	21(50.0)	38(48.1)	15(35.7)	32(40.5)	6(14.3)	9(11.4)
Lebanon	69(62.2)	73(47.4)	40(36.0)	79(51.3)	2(1.8)	2(1.3)
Lehigh	39(40.6)	23(13.1)	52(54.2)	152(86.9)	5(5.2)	0
Luzerne	108(51.4)	251(70.7)	93(44.3)	83(23.4)	9(4.3)	21(5.9)
Lycoming	15(19.5)	22(17.9)	45(58.4)	97(78.9)	17(22.1)	4(3.3)
McKean	24(45.3)	25(32.9)	28(52.8)	37(48.7)	1(1.9)	14(18.4)
Mercer	37(47.4)	54(55.1)	39(50.0)	34(34.7)	2(2.6)	10(10.2)
Mifflin	10(90.9)	20(64.5)	1(9.1)	9(29.0)	0	2(6.5)
Monroe	29(70.7)	69(94.5)	12(29.3)	3(4.1)	0	1(1.4)
Montgomery	38(34.2)	125(51.0)	72(64.9)	120(49.0)	1(0.9)	0
Montour	0	7(30.4)	3(60.0)	10(43.5)	2(40.0)	6(26.1)
Northampton	99(72.3)	193(93.7)	38(27.7)	13(6.3)	0	0

Continued



TABLE XV (Continued)

TIME PERIOD BETWEEN DATE OF INITIAL ORAL REPORT AND DATE  
STATUS REPORTED TO CHILDLINE  
1976-1977

County	0-30 Days		31-60 Days		Over 60 Days (Expunged)	
	1976	1977	1976	1977	1976	1977
Northumberland	27(67.5)	88(79.3)	8(20.0)	22(19.8)	5(12.5)	1(0.9)
Perry	9(32.1)	52(62.7)	19(67.9)	30(36.1)	0	1(1.2)
Philadelphia	371(21.3)	542(13.6)	780(44.9)	1910(48.1)	587(33.8)	1521(38.3)
Pike	5(38.5)	8(88.9)	8(61.5)	1(11.1)	0	0
Potter	1(25.0)	12(44.4)	2(50.0)	15(55.6)	1(25.0)	0
Schuylkill	36(37.9)	91(67.4)	51(53.7)	42(31.1)	8(8.4)	2(1.5)
Snyder	1(8.3)	9(42.9)	11(91.7)	12(57.1)	0	0
Somerset	17(70.8)	25(73.5)	6(25.0)	4(11.8)	1(4.2)	5(14.7)
Sullivan	0	2(33.3)	0	4(66.7)	0	0
Susquehanna	10(58.8)	15(53.6)	4(23.5)	10(35.7)	3(17.7)	3(10.7)
Tioga	1(6.3)	22(53.7)	11(68.8)	17(41.5)	4(25.0)	2(4.9)
Union	5(45.5)	12(85.7)	6(54.5)	2(14.3)	0	0
Venango	6(20.7)	35(53.0)	16(55.2)	12(18.2)	7(24.1)	19(28.8)
Warren	16(55.2)	21(35.6)	10(34.2)	29(49.2)	3(10.3)	9(15.3)
Washington	76(62.3)	89(38.5)	46(37.7)	138(59.7)	0	4(1.7)
Wayne	4(6.7)	28(84.8)	2(33.3)	2(6.1)	0	3(9.1)
Westmoreland	17(21.0)	156(52.9)	49(60.5)	79(26.8)	15(18.5)	60(20.3)
Wyoming	10(34.5)	34(82.9)	15(51.7)	6(14.6)	4(13.8)	1(2.4)
York	75(47.8)	83(62.4)	62(39.5)	47(35.3)	20(12.7)	3(2.3)
State Totals	2,489(38.8)	5,577(43.1)	3,043(47.4)	5,418(41.9)	883(13.8)	1,944(15.0)

Since one of the functions of a central register is to track children who were previously abused, Table XVI shows the number of children who had a prior report(s) on file in the Central Register at the time of referral. Although there were only 2.8 percent of the total number of reports on file, this represents an increase of 408 percent over 1976. It is projected that this number will continue to increase in future years as the number of cases in the Central Register increases.

This figure (359) reinforces the need to put more emphasis on increasing the quality of protective services to the abused child and his family. The National Study of Child Abuse and Neglect reported that in 1976, states were using homemakers and day care services in only 3.2 percent of the families. Assuming Pennsylvania is not atypical, counties might consider reevaluating their use of these services in preventing subsequent incidents of child abuse.

TABLE XVI

STATUS OF EVALUATION BY PRIOR REPORT(S)  
1976-1977

Status	Prior Report(s) Exist(s)					
	Yes		No		Total	
	1976	1977	1976	1977	1976	1977
Founded	5(0.1)	7(0.1)	204(3.2)	130(1.0)	209	137
Indicated	50(0.8)	191(1.5)	2,605(40.6)	4,171(32.2)	2,655	4,362
Unfounded	33(0.5)	161(1.2)	3,518(54.8)	8,279(64.0)	3,551	8,440
Total	88(1.4)	359(2.8)	6,327(98.6)	12,580(97.2)	6,415	12,939

Table XVII shows the number of children per county who had a report(s) in the Central Register at the time of

the second or subsequent report. The average number of children who had a prior report(s) was 5.4 per county.

TABLE XVII  
EXISTENCE OF PRIOR REPORT(S) IN STATEWIDE  
CENTRAL REGISTER BY COUNTY  
1977

County	Prior Report(s) Exist(s)		County	Prior Report(s) Exist(s)	
	Yes	No		Yes	No
Adams	1	47	Lawrence	1	78
Allegheny	17	1,326	Lebanon	5	149
Armstrong	2	51	Lehigh	8	167
Beaver	0	182	Luzerne	11	344
Bedford	0	22	Lycoming	4	119
Berks	11	300	McKean	1	75
Blair	9	148	Mercer	2	96
Bradford	4	68	Mifflin	0	31
Bucks	9	249	Monroe	1	72
Butler	1	175	Montgomery	5	240
Cambria	3	109	Montour	1	22
Cameron	0	8	Northampton	13	193
Carbon	1	44	Northumberland	5	106
Centre	3	88	Perry	5	78
Chester	6	256	Philadelphia	121	3,852
Clarion	4	47	Pike	0	9
Clearfield	2	52	Potter	0	27
Clinton	6	42	Schuylkill	4	131
Columbia	5	81	Snyder	0	21
Crawford	1	83	Somerset	1	33
Cumberland	2	140	Sullivan	0	6
Dauphin	17	478	Susquehanna	0	28
Delaware	4	301	Tioga	1	40
Elk	0	11	Union	1	13
Erie	5	202	Venango	3	63
Fayette	11	406	Warren	1	58
Forest	0	11	Washington	3	228
Franklin	0	56	Wayne	1	32
Fulton	0	3	Westmoreland	9	286
Greene	1	53	Wyoming	1	40
Huntingdon	0	35	York	7	126
Indiana	2	60			
Jefferson	1	27	State Total	359(2.8)	12,580(97.2)
Juniata	0	16			
Lackawanna	4	306			
Lancaster	12	234			

Table XVIII shows that there were 16,197 injuries reported for the 12,939 children suspected of being abused in 1977. The largest number of injuries (56.2%) were reported as physical injuries. 37.5 percent of the physical injuries were reports of bruises, welts and lacerations. This is true across the nation as reported in the National Study of Child Abuse and Neglect.

Neglect constituted 31.7 percent of all injuries; sexual

injuries, 7.8 percent; and mental injuries, 4.4 percent.

Examining the sexual abuse cases alone, indecent assault accounted for 44 percent of the total number of injuries, and incest was reported 21 percent of the time.

In comparison with last year, reports of physical injuries and sexual injuries declined 8.1 and 1.3 percent respectively; mental injuries and physical neglect increased .6 and 9.1 percent respectively.

TABLE XVIII  
NATURE OF SUSPECTED INJURIES  
1977

	Number of Injuries	Percentage of State Total
<i>Physical Injuries</i>	9,102	56.1
Burns/Scalding	404	2.5
Fractures	213	1.3
Skull Fractures	54	.3
Subdural Hematoma	55	.3
Bruises/Welts/Ecchymosis	4,915	30.4
Lacerations/Contusions/Abrasions	1,152	7.1
Wounds/Punctures	90	.6
Brain Damage	14	.1
Poisoning	12	.1
Asphyxiation/Suffocation	26	.2
Internal Injuries/Hemorrhage	65	.4
Dismemberment	1	.0
Sprains/Dislocations	43	.3
Drugs/Alcohol	100	.6
Drowning	7	.0
Other	1,951	12.0
<i>Mental Injuries</i>	710	4.4
<i>Sexual Injuries</i>	1,256	7.8
Rape	123	.8
Statutory Rape	117	.7
Incest	269	1.7
Involuntary/Voluntary Deviate Sexual Intercourse	166	1.0
Indecent Assault	555	3.4
Promoting Prostitution	26	.2
<i>Physical Neglect</i>	5,129	31.7
Malnutrition	412	2.5
Failure to Thrive	238	1.5
Abandonment (Resulting in Injury)	133	.8
Exposure to Elements	272	1.7
Poisoning	11	.1
Other	4,063	25.1
Total of suspected injuries	16,197	100.0

Table XIX shows the categories of suspected injuries by county. The 12,939 children reported were alleged to have sustained a total of 16,197 injuries. The number of reported injuries ranged from three in Fulton County to 5,042 in Philadelphia.

TABLE XIX  
CATEGORIES OF SUSPECTED INJURIES  
BY COUNTY  
1977

County	Physical	Mental	Sexual	Neglect
Adams	46	7	8	12
Allegheny	992	113	100	644
Armstrong	39	0	5	17
Beaver	123	15	40	43
Bedford	17	0	3	3
Berks	263	12	19	50
Blair	99	0	13	72
Bradford	44	4	18	22
Bucks	207	15	29	87
Butler	103	2	16	78
Cambria	88	2	8	40
Cameron	3	3	0	2
Carbon	32	0	7	8
Centre	78	0	8	14
Chester	207	31	43	50
Clarion	40	0	10	6
Clearfield	34	3	2	23
Clinton	38	1	6	10
Columbia	58	13	11	28
Crawford	48	5	10	27
Cumberland	107	0	10	41
Dauphin	462	14	34	72
Delaware	343	23	49	87
Elk	7	0	3	5
Erie	136	3	76	35
Fayette	237	0	33	226
Forest	6	0	0	5
Franklin	48	4	3	4
Fulton	2	0	0	1
Greene	54	2	9	3
Huntingdon	36	3	1	12
Indiana	46	1	7	19
Jefferson	31	2	0	8
Juniata	11	0	5	4
Lackawanna	254	35	12	88

County	Physical	Mental	Sexual	Neglect
Lancaster	212	13	28	29
Lawrence	51	1	12	34
Lebanon	119	8	18	26
Lehigh	236	1	14	31
Luzerne	234	16	25	160
Lycoming	99	4	10	25
McKean	55	0	10	16
Mercer	80	1	10	18
Mifflin	23	4	2	12
Monroe	53	3	13	17
Montgomery	195	29	37	63
Montour	22	3	4	2
Northampton	182	9	15	47
Northumberland	91	5	4	34
Perry	70	0	18	8
Philadelphia	2200	219	326	2297
Pike	10	1	3	1
Potter	16	3	7	6
Schuylkill	90	1	9	48
Snyder	9	0	1	11
Somerset	27	1	5	8
Sullivan	7	0	2	0
Susquehanna	27	3	1	2
Tioga	31	7	15	10
Union	16	0	1	2
Venango	38	0	6	29
Warren	49	2	6	24
Washington	164	41	21	122
Wayne	22	1	0	13
Westmoreland	208	13	12	120
Wyoming	25	1	5	20
York	102	7	18	48
State Totals	9102	710	1256	5129
Percent	56.2%	4.4%	7.8%	31.7%

Table XX presents the number of reports of suspected child abuse by age category. Reports are highest for children under five years of age which is 33.3 percent of the total number of reports. Reports for children five to nine accounted for 29.9 percent of the total; 24 percent for children 10-14 and dropping to 11.9 percent for children over 15 years of age. The greatest increase in reports for last year is noted for children between the ages of five and fourteen. This is possibly due to increased reporting by school personnel. During 1976 the Pennsylvania Department of Education, in conjunction

with the Washington School of Psychiatry, developed a training and education program for school personnel. This was presented 14 times at eight sites across the State to personnel from both public and private schools.

In a recent study conducted by Richard Geller, a sociologist, at the University of Rhode Island, he reported that children between the ages of 3 and 5 and between 15 and 17 are most likely to be the victims of child abuse. Our statistics for the 3 to 5 year olds are consistent with his findings but not for the 15 to 17 year olds.

TABLE XX

REPORTS OF SUSPECTED CHILD ABUSE  
BY AGE CATEGORY (STATE TOTALS)  
1976-1977

Age Group	Number of Reports		Percentage of State Total	
	1976	1977	1976	1977
Under Age 1	586	996	9.1	7.7
Age 1-Age 4	1,738	3,433	27.1	26.5
Age 5-Age 9	1,685	3,867	26.3	29.9
Age 10-Age 14	1,342	3,099	20.9	24.0
Age 15-Age 17	738	1,544	11.5	11.9
*Unknown	326	—	5.1	—
Total	6,415	12,939	100%	100%

\*Actual Date of Birth Missing.

Table XXI presents the total number of injuries the children sustained by age groupings.

Children under five years of age are reported most frequently as sustaining physical injuries and physical neglect. It has been shown that they are usually the victims of the most serious abuse and more likely to receive a permanent disability or require hospitalization than any other age grouping.

The percentage of children reported for mental injuries under one year old has increased dramatically since last year.

Consistent with last year's report is the number of children between the ages of 5 and 14 who were reported as victims of sexual abuse.

TABLE XXI

INJURY CATEGORY  
BY AGE OF CHILD  
1977

Suspected Injury	Age Group				
	Under Age 1	Age 1-4	Age 5-9	Age 10-14	Age 15-17
Physical	670	2,530	2,584	2,065	1,253
Mental	27	138	250	193	102
Sexual	8	130	338	489	291
Neglect	591	1,593	1,601	1,053	291
Total	1,296	4,391	4,773	3,800	1,937

Table XXII shows whether the reports were received initially at ChildLine or at the county child welfare office. In 1976, 72.2 percent were received initially at the county level and 27.8 percent were received at ChildLine. In 1977 43.4 percent were received at the county level and 56.6 percent at ChildLine. This is due to the combined efforts of both the state and counties in educating man-

dated reporters of their responsibility to report to ChildLine. This is consistent with the experience of other states in their first two years of operation. It is anticipated that the percentage of calls to ChildLine will continue to increase in the following years. It is expected that it will tend to level off at about 70-30 percent ratio.

TABLE XXII  
WHERE REPORTS OF SUSPECTED CHILD ABUSE FIRST RECEIVED  
1976-1977

County	C.P.S.		ChildLine		Total	
	1976	1977	1976	1977	1976	1977
Adams	19(76.0)	29(60.4)	6(24.0)	19(39.6)	25	48
Allegheny	299(66.9)	193(14.4)	148(33.1)	1,150(85.7)	447	1343
Armstrong	34(75.6)	29(54.7)	11(24.4)	24(45.3)	45	53
Beaver	66(68.8)	51(28.0)	30(31.3)	131(72.0)	96	182
Bedford	15(65.2)	10(45.5)	8(34.8)	12(54.5)	23	22
Berks	75(51.4)	110(35.4)	71(48.6)	201(64.6)	146	311
Blair	61(67.8)	46(29.3)	29(32.2)	111(70.7)	90	157
Bradford	47(82.5)	20(27.8)	10(17.5)	52(72.2)	57	72
Bucks	130(83.3)	127(49.2)	26(16.7)	131(50.8)	156	258
Butler	42(87.5)	136(77.3)	6(12.5)	40(22.7)	48	176
Cambria	33(68.8)	42(37.5)	15(31.3)	70(62.5)	48	112
Cameron	2(100.0)	3(37.5)	0	5(62.5)	2	8
Carbon	1(4.8)	6(13.3)	20(95.2)	39(86.7)	21	45
Centre	25(69.4)	65(71.4)	11(30.6)	26(28.6)	36	91
Chester	176(87.6)	174(66.4)	25(12.4)	88(33.6)	201	262
Clarion	22(88.0)	38(74.5)	3(12.0)	13(25.5)	25	51
Clearfield	12(60.0)	23(42.6)	8(40.0)	31(57.4)	20	54
Clinton	8(42.1)	19(39.6)	11(57.9)	29(60.4)	19	48
Columbia	22(40.7)	34(39.5)	32(59.3)	52(60.5)	54	86
Crawford	33(67.3)	32(38.1)	16(32.7)	52(61.9)	49	84
Cumberland	48(72.7)	48(33.8)	18(27.3)	94(66.2)	66	142
Dauphin	382(84.5)	371(74.9)	70(15.5)	124(25.1)	452	495
Delaware	132(80.5)	236(58.3)	32(19.5)	169(41.7)	164	405
Elk	0	2(18.2)	0	9(81.8)	0	11
Erie	107(83.6)	131(63.3)	21(16.4)	76(36.7)	128	207
Fayette	75(59.5)	252(60.4)	51(40.5)	165(39.6)	126	417
Forest	2(40.0)	5(45.5)	3(60.0)	6(54.5)	5	11
Franklin	38(77.6)	22(39.3)	11(22.4)	34(60.7)	49	56
Fulton	2(100.0)	1(33.3)	0	2(66.7)	2	3
Greene	22(66.7)	33(61.1)	11(33.3)	21(38.9)	33	54
Huntingdon	13(72.2)	12(34.3)	5(27.8)	23(65.7)	18	35
Indiana	24(51.0)	17(27.4)	23(48.9)	45(72.6)	47	62
Jefferson	9(81.8)	8(28.6)	2(18.2)	20(71.4)	11	28
Juniata	4(100.0)	15(93.8)	0	1(6.3)	4	16

Continued



TABLE XXI (Continued)

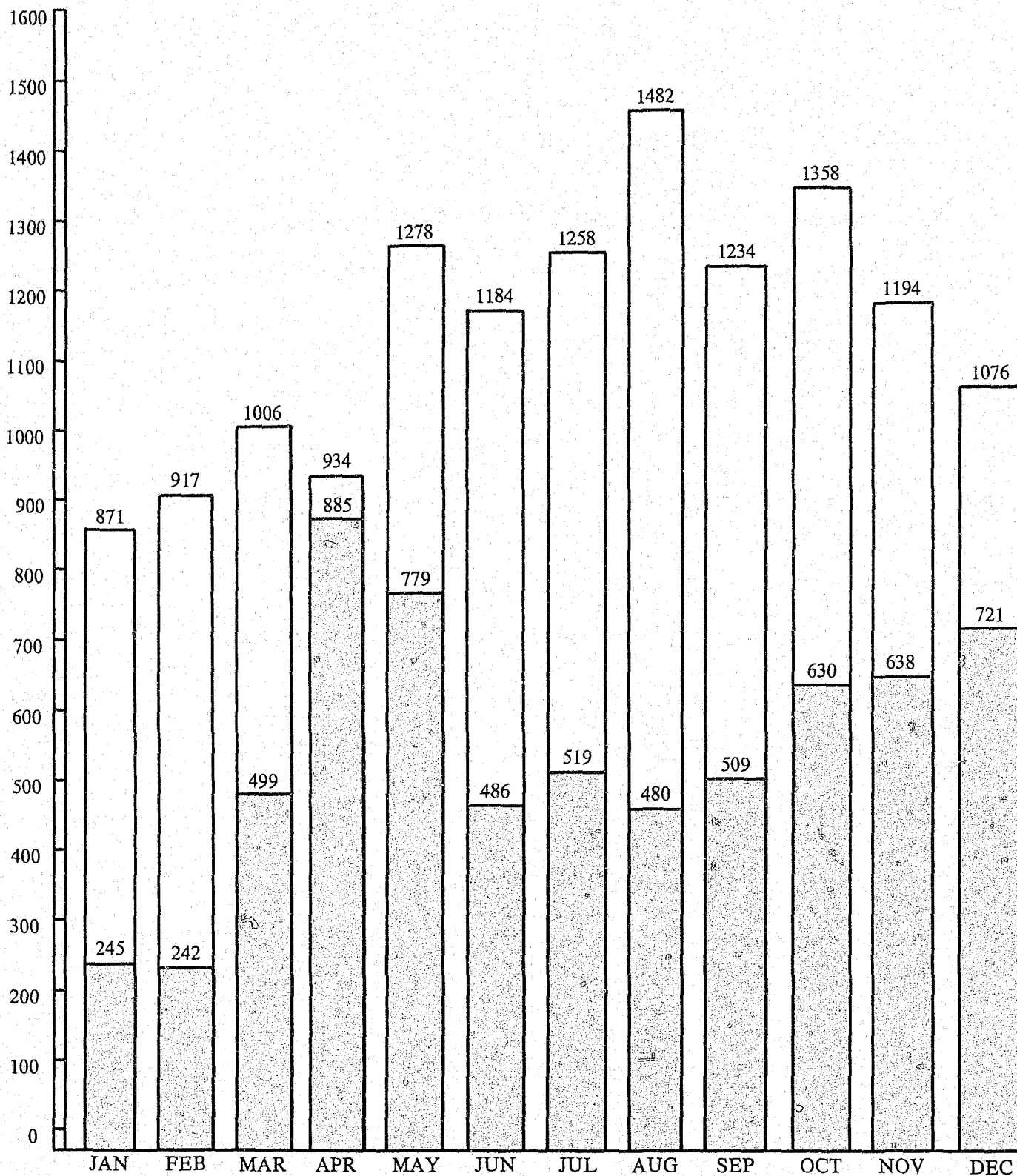
WHERE REPORTS OF SUSPECTED CHILD ABUSE FIRST RECEIVED  
1976-1977

County	C.P.S.		ChildLine		Total	
	1976	1977	1976	1977	1976	1977
Lackawanna	71(75.5)	234(75.5)	23(24.5)	76(24.5)	94	310
Lancaster	162(87.6)	136(55.3)	23(12.4)	110(44.7)	185	246
Lawrence	34(81.0)	34(43.0)	8(19.0)	45(57.0)	42	79
Lebanon	79(71.2)	87(56.5)	32(28.8)	67(43.5)	111	154
Lehigh	70(72.9)	123(70.3)	26(27.1)	52(29.7)	96	175
Luzerne	90(42.9)	118(33.2)	120(57.1)	237(66.8)	210	355
Lycoming	50(64.9)	68(55.3)	27(35.1)	55(44.7)	77	123
McKean	40(75.5)	55(72.4)	13(24.5)	21(27.6)	53	76
Mercer	64(82.1)	50(51.0)	14(17.9)	48(49.0)	78	98
Mifflin	5(45.5)	10(32.3)	6(54.5)	21(67.7)	11	31
Monroe	23(26.1)	29(39.7)	18(43.9)	44(60.3)	41	73
Montgomery	77(69.4)	53(21.6)	34(30.6)	192(78.4)	111	245
Montour	3(60.0)	12(52.2)	2(40.0)	11(47.8)	5	23
Northampton	109(79.6)	128(62.1)	28(20.4)	78(37.9)	137	206
Northumberland	22(55.0)	46(41.4)	18(45.0)	65(58.6)	40	111
Perry	24(85.7)	69(83.1)	4(14.3)	14(16.9)	28	83
Philadelphia	1348(77.6)	1682(42.3)	390(22.4)	2291(57.7)	1738	3973
Pike	10(76.9)	3(33.3)	3(23.1)	6(66.7)	13	9
Potter	4(100.0)	10(37.0)	0	17(63.0)	4	27
Schuylkill	52(54.8)	53(39.3)	43(45.2)	82(60.7)	95	135
Snyder	3(25.0)	6(28.6)	9(75.0)	15(71.4)	12	21
Somerset	11(45.8)	19(55.9)	13(54.2)	15(44.1)	24	34
Sullivan	0	1(16.7)	0	5(83.3)	0	6
Susquehanna	4(23.5)	10(35.7)	13(76.5)	18(64.3)	17	28
Tioga	10(62.5)	27(65.9)	6(37.5)	14(34.1)	16	41
Union	9(81.8)	9(64.3)	2(18.2)	5(35.7)	11	14
Venango	25(86.2)	28(42.4)	4(13.8)	38(57.6)	29	66
Warren	28(96.6)	44(74.6)	1(3.4)	15(25.4)	29	59
Washington	46(37.7)	20(8.7)	76(62.3)	211(91.3)	122	231
Wayne	2(33.3)	8(24.2)	4(66.7)	25(75.8)	6	33
Westmoreland	48(59.3)	225(76.3)	33(40.7)	70(23.7)	81	295
Wyoming	18(62.1)	10(24.4)	11(37.9)	31(75.6)	29	41
York	108(68.8)	29(21.8)	49(31.2)	104(78.2)	157	133
State Totals	4629 (72.2)	5621(43.4)	1786(27.8)	7318(56.6)	6415	12939

Figure A is a bar graph depicting receipt of reports by month. Reports continued to increase through May, 1977 when they began to level off. The largest number of

reports were received in August, 1977 when 1,482 reports were logged at ChildLine. The average number of reports per month was 1,144.

FIGURE A  
MONTH REPORTS RECEIVED 1976-1977



NOTE: DARKENED PORTION OF BAR INDICATES REPORTS RECEIVED IN 1976

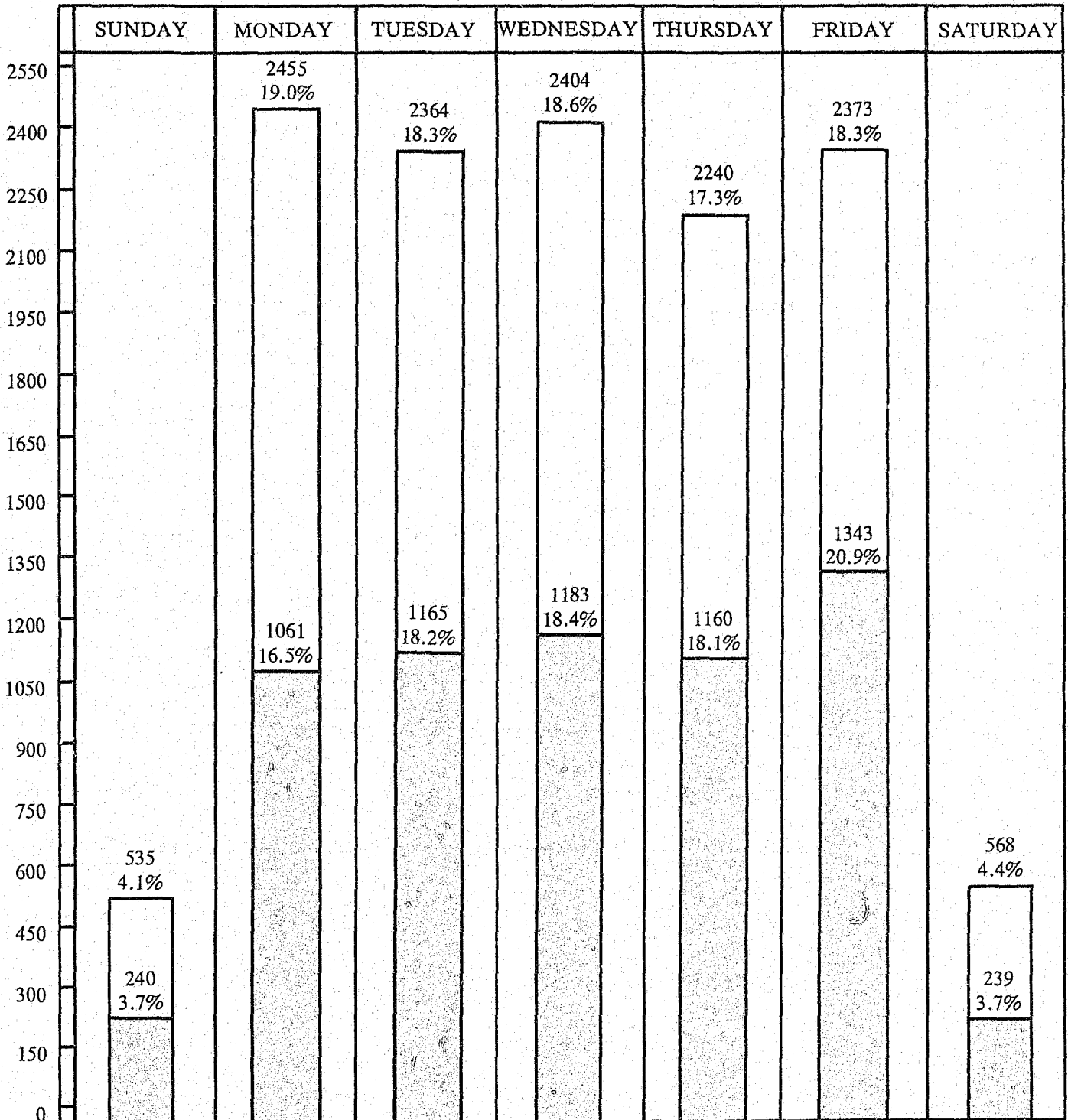
Figure B presents the day of the week the reports were received at ChildLine. The weekends continue to be the lightest and Monday replaces Friday as the day when the most reports were received. The average number of

reports received per day was 35.4, of which 12 were determined to be actual abuse.

The darkened portion of the bar represents reports received in 1976.

FIGURE B

RECEIPT OF REPORTS OF SUSPECTED CHILD ABUSE AT CHILDLINE  
BY DAY OF WEEK  
1976-1977



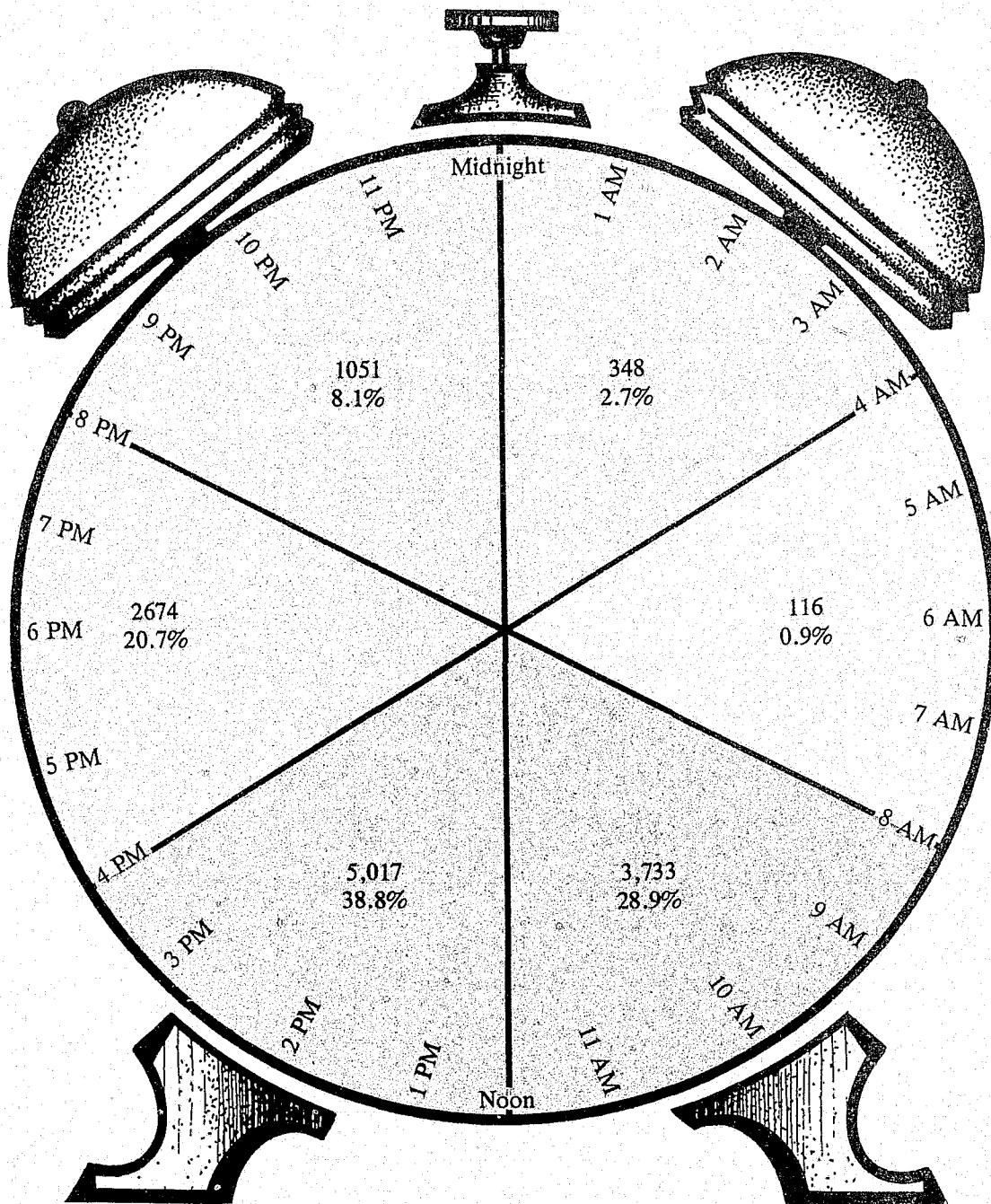
DARKENED PORTION OF BAR INDICATES REPORTS FOR 1976

Figure C represents when the reports were received at ChildLine. The range is between .9 percent between 4:00

a.m. and 8:00 a.m. and 38 percent between Noon and 4:00 p.m.

# RECEIPT OF REPORTS OF SUSPECTED CHILD ABUSE AT CHILDLINE BY TIME OF DAY

1977



APPENDIX A

Report of Suspected Child Abuse ..... CY 47  
Child Protective Services Report of Suspected Child Abuse ..... CY 48



**REPORT OF SUSPECTED CHILD ABUSE  
PURSUANT TO ACT 124, NOVEMBER 26, 1975**

Any persons who, in the course of their employment, occupation, or practice of their profession come into contact with children shall report or cause a report to be made when they have reason to believe, on the basis of their medical, professional or other training and experience, that a child coming before them in their professional or official capacity is an abused child.

**INSTRUCTIONS TO MANDATED PERSONS:** Within 48 hours after the oral report, send one copy of this report to the Child Protective Services Unit of the Child Welfare Agency where the child is located.

<b>PLEASE NOTE INFORMATION ON REVERSE SIDE.</b>		TODAYS DATE	
1. NAME OF CHILD (Last, First, Initial)		BIRTHDATE	SEX <input type="checkbox"/> M <input type="checkbox"/> F
ADDRESS (Include Street, City, State & Zip Code)		COUNTY	
1A. PRESENT LOCATION IF DIFFERENT THAN ABOVE			
2. NATURAL/ADOPTIVE MOTHER (Last, First, Initial)		TELEPHONE NO.	
ADDRESS (Include Street, City, State & Zip Code)		COUNTY	
NATURAL/ADOPTIVE FATHER (Last, First, Initial)		TELEPHONE NO.	
ADDRESS (Include Street, City, State & Zip Code)		COUNTY	
3. OTHER PERSON RESPONSIBLE (Last, First, Initial)		RELATIONSHIP TO CHILD	
ADDRESS (Include Street, City, State & Zip Code)		COUNTY	TELEPHONE NO.
4. ALLEGED PERPETRATOR (Last, First, Initial)		RELATIONSHIP TO CHILD	
ADDRESS (Include Street, City, State & Zip Code)		COUNTY	TELEPHONE NO.
5. NATURE & EXTENT OF ALLEGED INSTANCES (NARRATIVE)			
6. ACTIONS TAKEN OR ABOUT TO BE TAKEN			
<input type="checkbox"/> NOTIFICATION OF CORONER <input type="checkbox"/> PHOTOGRAPHS <input type="checkbox"/> EMERGENCY CUSTODY TAKEN <input type="checkbox"/> X-RAYS <input type="checkbox"/> HOSPITALIZATION <input type="checkbox"/> OTHER (SPECIFY)			
7. FAMILY HOUSEHOLD COMPOSITION (Please check block if there is indication of prior abuse)			
<input type="checkbox"/>	NAME _____	SEX _____	AGE _____
<input type="checkbox"/>	NAME _____	SEX _____	AGE _____
<input type="checkbox"/>	NAME _____	SEX _____	AGE _____
<input type="checkbox"/>	NAME _____	SEX _____	AGE _____
8. FOR USE BY PHYSICIANS ONLY (PLEASE PRINT OR TYPE)			
NAME		DATE	HOSPITAL/OFFICE
MEDICAL DIAGNOSIS:			
SIGNATURE _____			
9. MANDATED REPORTING SOURCE (OTHER THAN PHYSICIAN) (PLEASE PRINT)			
NAME		TITLE	AGENCY
COUNTY	SIGNATURE		DATE
10. NON-MANDATED REPORTING SOURCE			
NAME	RELATIONSHIP TO CHILD	ADDRESS (Street, City, State, Zip Code)	COUNTY
			TELEPHONE NO.

OFFICIAL USE ONLY		
DATE ORAL REPORT RECEIVED	TIME	DAY
	<input type="checkbox"/> a.m. <input type="checkbox"/> p.m.	

NAME OF WORKER RECEIVING CALL \_\_\_\_\_

THE FOLLOWING SECTIONS ARE TAKEN FROM THE "CHILD PROTECTIVE SERVICES LAW", ACT 124, NOVEMBER 26, 1975.

**SECTION II - Immunity From Liability**

"Any person, hospital, institution, school facility, or agency participating in good faith in the making of a report or testifying in any proceeding arising out of an instance of suspected child abuse . . . shall have immunity from any liability, civil or criminal, that might otherwise result by reason of such actions. . ."

**SECTION 12 - Penalties for Failure to Report**

"Any person or official required (mandated) by this Act to report a case of suspected child abuse who willfully fails to do so shall be guilty of a summary offense, except that for a second or subsequent offense shall be guilty of a misdemeanor of the third degree."

**24 HOUR TOLL-FREE HOTLINE – 800-932-0313**

**INSTRUCTIONS FOR COMPLETING THIS FORM**

- List the name, birthdate (or appropriate age if birthdate is unknown), and check appropriate sex. List the permanent address, zip code and county of child. Also, list present location of child, i.e., hospital, shelter, foster home, friend, relative if different than permanent address.
- List the name, address and telephone number of natural/adoptive parent(s). Complete this section if information is known, even if child is not living with natural/adoptive parent(s).
- List person(s) responsible for child and with whom child lives, if information is different than that of natural/adoptive parent(s). Also indicate relationship to child, e.g., uncle, brother, parents, neighbor, etc. Indicate address and telephone number.
- Indicate identifying information of person(s) allegedly responsible for the suspected abuse and/or neglect of child. Indicate relationship to child, e.g., baby-sitter, teacher, day care mother, foster parent, mother, parents' paramour/boyfriend.
- Give a description of what actual injuries/neglect were sustained by the child. Include all reasons why child abuse is suspected, including how it occurred and any admissions of the act of abuse. Include any indications of prior abuse.
- Check appropriate block(s) if applicable. Whenever any photographs or x-rays are taken, they along with any medical summaries shall be sent to the Child Protective Services of the Child Welfare Agency as soon as possible.
- List the name, sex and age of each person in household under 18 years of age. Check block if there is any reason to believe that there has been an indications of prior abuse.
- This section is for use by Physicians only. Please print. Give name and hospital if applicable and date. If not affiliated with any hospital, give address of office. Specify medical diagnosis and sign. In the case of a medical facility, the examining physician should complete this section and the person in charge of such facility or his designated agent shall complete Section 9.
- For other mandated persons, please give name, title, agency, county and signature.
- For CL and CPS, indicate the name of person calling, relationship to child, address and telephone number.
- For ChildLine use only, indicate the date, time, and day the oral report was received from referral source and sign the form.

# CHILD PROTECTIVE SERVICE REPORT OF SUSPECTED CHILD ABUSE 30 DAY REPORT

**INSTRUCTIONS:** Send two copies of this completed form to ChildLine & Abuse Registry, Department of Public Welfare, Linnco Lodge, 3rd Flr., P.O. Box 2675, Harrisburg, PA 17120, within 30 days of the receipt of an oral report of suspected abuse. Please type or print.

REGISTER NO. \_\_\_\_\_

## I. IDENTIFYING INFORMATION (At Time of Alleged Incident)

A. DATE OF INCIDENT	DATE OF ORAL REPORT
B. NAME OF CHILD (Last, First, Initial)	BIRTHDATE
ADDRESS (Include Street, City, State, Zip Code)	COUNTY
C. NATURAL/ADOPTIVE MOTHER (Last, First, Initial)	
ADDRESS (Include, Street, City, State, Zip Code)	COUNTY
D. NATURAL/ADOPTIVE FATHER (Last, First, Initial)	
ADDRESS (Include, Street, City, State, Zip Code)	COUNTY
E. OTHER PERSON(S) RESPONSIBLE FOR CHILD (Last, First, Initial)	
ADDRESS (Include Street, City, State, Zip Code)	COUNTY
F. ALLEGED PERPETRATOR (Last, First, Initial)	
ADDRESS (Include Street, City, State, Zip Code)	COUNTY

## II. NATURE OF ALLEGED ABUSE/NEGLECT

**A. TYPE OF ABUSE/NEGLECT**

<p>1. <input type="checkbox"/> PHYSICAL INJURIES</p> <table style="width: 100%;"> <tr> <td><input type="checkbox"/> BURNS/SCALDING</td> <td><input type="checkbox"/> LACERATIONS/CONTUSIONS/ABRASIONS</td> <td><input type="checkbox"/> DISMEMBERMENT</td> </tr> <tr> <td><input type="checkbox"/> FRACTURES</td> <td><input type="checkbox"/> WOUNDS/PUNCTURES/BITES</td> <td><input type="checkbox"/> SPRAINS/DISLOCATIONS</td> </tr> <tr> <td><input type="checkbox"/> SKULL FRACTURES</td> <td><input type="checkbox"/> BRAIN DAMAGE</td> <td><input type="checkbox"/> DRUGS/ALCOHOL</td> </tr> <tr> <td><input type="checkbox"/> SUBDURAL HEMATOMA</td> <td><input type="checkbox"/> POISONING</td> <td><input type="checkbox"/> DROWNING</td> </tr> <tr> <td><input type="checkbox"/> BRUISES/WELTS/ECCHYMOSIS</td> <td><input type="checkbox"/> ASPHYXIATION/SUFFOCATION</td> <td><input type="checkbox"/> OTHER _____</td> </tr> <tr> <td></td> <td><input type="checkbox"/> INTERNAL INJURIES/HEMORRHAGE</td> <td></td> </tr> </table>	<input type="checkbox"/> BURNS/SCALDING	<input type="checkbox"/> LACERATIONS/CONTUSIONS/ABRASIONS	<input type="checkbox"/> DISMEMBERMENT	<input type="checkbox"/> FRACTURES	<input type="checkbox"/> WOUNDS/PUNCTURES/BITES	<input type="checkbox"/> SPRAINS/DISLOCATIONS	<input type="checkbox"/> SKULL FRACTURES	<input type="checkbox"/> BRAIN DAMAGE	<input type="checkbox"/> DRUGS/ALCOHOL	<input type="checkbox"/> SUBDURAL HEMATOMA	<input type="checkbox"/> POISONING	<input type="checkbox"/> DROWNING	<input type="checkbox"/> BRUISES/WELTS/ECCHYMOSIS	<input type="checkbox"/> ASPHYXIATION/SUFFOCATION	<input type="checkbox"/> OTHER _____		<input type="checkbox"/> INTERNAL INJURIES/HEMORRHAGE		<p>2. <input type="checkbox"/> MENTAL INJURIES (EXPLAIN) _____</p>	
<input type="checkbox"/> BURNS/SCALDING	<input type="checkbox"/> LACERATIONS/CONTUSIONS/ABRASIONS	<input type="checkbox"/> DISMEMBERMENT																		
<input type="checkbox"/> FRACTURES	<input type="checkbox"/> WOUNDS/PUNCTURES/BITES	<input type="checkbox"/> SPRAINS/DISLOCATIONS																		
<input type="checkbox"/> SKULL FRACTURES	<input type="checkbox"/> BRAIN DAMAGE	<input type="checkbox"/> DRUGS/ALCOHOL																		
<input type="checkbox"/> SUBDURAL HEMATOMA	<input type="checkbox"/> POISONING	<input type="checkbox"/> DROWNING																		
<input type="checkbox"/> BRUISES/WELTS/ECCHYMOSIS	<input type="checkbox"/> ASPHYXIATION/SUFFOCATION	<input type="checkbox"/> OTHER _____																		
	<input type="checkbox"/> INTERNAL INJURIES/HEMORRHAGE																			
<p>3. <input type="checkbox"/> SEXUAL INJURIES</p> <table style="width: 100%;"> <tr> <td><input type="checkbox"/> RAPE</td> <td><input type="checkbox"/> INCEST</td> <td><input type="checkbox"/> INDECENT ASSAULT</td> </tr> <tr> <td><input type="checkbox"/> STATUTORY RAPE</td> <td><input type="checkbox"/> INVOLUNTARY/VOLUNTARY DEVIATE SEXUAL INTERCOURSE</td> <td><input type="checkbox"/> PROMOTING PROSTITUTION</td> </tr> </table>	<input type="checkbox"/> RAPE	<input type="checkbox"/> INCEST	<input type="checkbox"/> INDECENT ASSAULT	<input type="checkbox"/> STATUTORY RAPE	<input type="checkbox"/> INVOLUNTARY/VOLUNTARY DEVIATE SEXUAL INTERCOURSE	<input type="checkbox"/> PROMOTING PROSTITUTION	<p>4. <input type="checkbox"/> PHYSICAL NEGLECT</p> <table style="width: 100%;"> <tr> <td><input type="checkbox"/> MALNUTRITION</td> <td><input type="checkbox"/> ABANDONMENT (Prolonged and/or Repeated)</td> <td><input type="checkbox"/> POISONING</td> </tr> <tr> <td><input type="checkbox"/> FAILURE TO THRIVE</td> <td><input type="checkbox"/> EXPOSURE TO ELEMENTS</td> <td><input type="checkbox"/> OTHER _____</td> </tr> </table>	<input type="checkbox"/> MALNUTRITION	<input type="checkbox"/> ABANDONMENT (Prolonged and/or Repeated)	<input type="checkbox"/> POISONING	<input type="checkbox"/> FAILURE TO THRIVE	<input type="checkbox"/> EXPOSURE TO ELEMENTS	<input type="checkbox"/> OTHER _____							
<input type="checkbox"/> RAPE	<input type="checkbox"/> INCEST	<input type="checkbox"/> INDECENT ASSAULT																		
<input type="checkbox"/> STATUTORY RAPE	<input type="checkbox"/> INVOLUNTARY/VOLUNTARY DEVIATE SEXUAL INTERCOURSE	<input type="checkbox"/> PROMOTING PROSTITUTION																		
<input type="checkbox"/> MALNUTRITION	<input type="checkbox"/> ABANDONMENT (Prolonged and/or Repeated)	<input type="checkbox"/> POISONING																		
<input type="checkbox"/> FAILURE TO THRIVE	<input type="checkbox"/> EXPOSURE TO ELEMENTS	<input type="checkbox"/> OTHER _____																		

**B. EXTENT OF ALLEGED ABUSE/NEGLECT**

1. DESCRIBE: \_\_\_\_\_

2. DID CHILD DIE DUE TO ABUSE/NEGLECT  YES  NO

## III. CASE STATUS

**A. CHILD**

1. Was Child Seen by C.P.S. Worker Within 24 Hours of Oral Report.  YES  NO

2. Was Emergency Protective Custody (Up to 72 Hours) Taken.

YES

NO

a. By Whom:

Physician/Director of Medical Facility (Up to 24 Hours)

Law Enforcement Officer/Court Official

Protective Services Worker With a Court Order

b. Did the C.P.S. Hold a Conference With the Caretaker(s) Within 48 Hours of Taking Custody.

YES

NO

3. Was Non-Emergency (Dispositional) Court Action Taken? (Including Voluntary Agreement with Court Order)

YES

NO

4. Did Continued Custody (Indefinite Period) Occur as a Result of Either Emergency Protective Custody (A-2) or Non-Emergency (Dispositional) Court Action (A-3)

YES

NO

(If Yes, Answer 4-a)

a. Court Order Resulted In:

Placement of Child

Services to Child in Own Home

**B. PERPETRATOR**

1. Were Criminal Charges Initiated by Anyone Against the Perpetrator?

YES

NO

**C. STATUS OF EVALUATION**

1.  FOUNDED (Court Finding) Per Protective Service Regulations - Section(s) \_\_\_\_\_

2.  Indicated (If Checked, Answer a. or b.)

a. Perpetrator Admitted to Serious Abuse

b. C.P.S. Investigation & Available Medical Evidence Determined That Substantial Evidence of Alleged Abuse Exists. (If Checked, Answer 2b - (1) Below)

1. Source of Medical Evidence  
(Do Not List Name)

\_\_\_\_\_  
(Title)

c. Per Protective Service Regulations - Section(s) \_\_\_\_\_

3.  UNFOUNDED

a. Allegations Not Substantiated Per Protective Service Regulations - Section(s) \_\_\_\_\_

**D. Explanation of the Basis for the Status Determined - Narrative** (Do not use names of persons involved. Relationships i.e. mother, father, child, perpetrator, etc., may be used.)

**E. COUNTY**

DATE FORM COMPLETED

**IV. CHILDLINE USE ONLY**

CHILD PROTECTIVE SERVICES WORKER

CHILD PROTECTIVE SERVICES SUPERVISOR

TABLE

CODES

A.

1.

2.

B.

1.

C.

1.

D.

1.

DAYS

E.

1.

APPENDIX B

**DIRECTORY OF STATE REGIONAL OFFICES  
DIRECTORY OF COUNTY CHILD WELFARE AGENCIES**

## STATE REGIONAL OFFICES

### CENTRAL REGION

Dept. of Public Welfare  
Child Welfare Services  
925 Linda Lane  
Camp Hill, Pa. 17011  
717-787-7066

### NORTHEAST REGION

Dept. of Public Welfare  
Children and Youth Services  
100 Lackawana Ave.  
Scranton, Pa. 18501  
717-961-4376

### SOUTHEAST REGION

Dept. of Public Welfare  
Child Welfare Division—Room 502  
1400 Spring Garden St.  
Philadelphia, Pa. 19130  
215-238-6171

### WESTERN REGION

Dept. of Public Welfare  
Child Welfare Division—Room 701  
300 Liberty Ave.  
Pittsburgh, Pa. 15222  
412-565-5237

## COUNTY CHILD WELFARE AGENCIES

### ADAMS COUNTY

Adams County Children's Services  
123 Baltimore Street  
Gettysburg, Pa. 17325  
717-334-6781

### ALLEGHENY COUNTY

Allegheny County Child Welfare Services  
14 Wood Street  
West Penn Building  
Pittsburgh, Pa. 15222  
412-355-5701 or 323-2200

### ARMSTRONG COUNTY

Children and Youth Services of Armstrong Co.  
Courthouse Annex  
125 North Queen Street  
Kittanning, Pa. 16201  
412-543-2500

### BEAVER COUNTY

Beaver County Children's Service  
Allencrest Building  
Dutch Ridge Road  
Beaver, Pa. 15009  
412-775-4510

### BEDFORD COUNTY

Bedford County Child Care Services  
Courthouse Annex  
South Juliana Street  
P.O. Box 143  
Bedford, Pa. 15522  
814-623-1148

### BERKS COUNTY

Berks County Children's Services  
Twelfth Floor, Courthouse  
Reading, Pa. 19601  
215-372-8961

### BLAIR COUNTY

Blair County Children's Services  
411 Allegheny Street  
Hollidaysburg, Pa. 16648  
814-695-5541

### BRADFORD COUNTY

Bradford County Bureau of Children's Services  
R.D. #1  
Box 166-A  
Towanda, Pa. 18848  
717-265-2154

### BUCKS COUNTY

Bucks County Dept. of Child Welfare  
Neshaminy Manor Center  
Doylestown, Pa. 18901  
215-343-2800 or 968-5871

### BUTLER COUNTY

Butler County Bureau of Children's Services  
133 E. Cunningham Ave.  
Butler, Pa. 16001  
412-285-4731

### CAMBRIA COUNTY

Cambria County Children's Services  
121 Julian St.  
Ebensburg, Pa. 15931  
814-472-5860

### CAMERON COUNTY

Children's Service of Cameron County  
Courthouse  
Emporium, Pa. 15834  
814-486-3265

### CARBON COUNTY

Children's Services of Carbon County  
39-41 Broadway  
Jim Thorpe, Pa. 18229  
717-325-3685



**CENTRE COUNTY**

Centre County Children's Services  
116 South Allegheny Street  
4th Floor, Temple Court  
Bellefonte, Pa. 16823  
814-355-7555

**CHESTER COUNTY**

Chester County Children's Services  
14 East Biddle Street  
West Chester, Pa. 19380  
215-431-6110

**CLARION COUNTY**

Clarion County Child Care Service  
413 Wood Street  
Clarion, Pa. 16214  
814-226-9280

**CLEARFIELD COUNTY**

Clearfield County Children's Services  
215 East Locust Street  
Clearfield, Pa. 16830  
814-765-5378

**CLINTON COUNTY**

Clinton County Children's Services  
Courthouse  
Lock Haven, Pa. 17745  
717-748-8059

**COLUMBIA COUNTY**

Columbia County Children's Services  
Children and Youth Building  
591 W. Main St.  
Bloomsburg, Pa. 17815  
717-784-1991

**CRAWFORD COUNTY**

Crawford County Child Welfare Services  
776 Park Avenue  
Meadville, Pa. 16335  
814-724-8380

**CUMBERLAND COUNTY**

Cumberland County Children's Services  
50 West High Street  
Carlisle, Pa. 17013  
717-243-2020

**DAUPHIN COUNTY**

County of Dauphin Child Care Service  
17 North Front Street  
Harrisburg, Pa. 17101  
717-255-2870

**DELAWARE COUNTY**

Delaware County Child Care Service  
Front and Orange Streets  
Media, Pa. 19063  
215-891-2501 or 891-2507

**ELK COUNTY**

Elk County Children's Services  
Courthouse  
Box 78  
Ridgway, Pa. 15853  
814-776-1161

**ERIE COUNTY**

Children's Services of Erie County  
606 West Second Street  
Erie, Pa. 16507  
814-459-1341

**FAYETTE COUNTY**

Fayette County Child Welfare Services  
11 East Penn Street  
Uniontown, Pa. 15401  
412-438-7530

**FOREST COUNTY**

Children's Services of Forest County  
Courthouse, Elm St.  
Tionesta, Pa. 16353  
814-755-4522

**FRANKLIN COUNTY**

Franklin County Child Care Service  
191 Franklin Farm Lane  
Chambersburg, Pa. 17201  
717-263-1900

**FULTON COUNTY**

Fulton County Services for Children  
Courthouse Annex #1  
McConnellsburg, Pa. 17233  
717-485-3553

**GREENE COUNTY**

Children's Services of Greene County  
404 County Office Building  
Waynesburg, Pa. 15370  
412-627-8181

**HUNTINGDON COUNTY**

Huntingdon County Children's Services  
Courthouse  
Huntingdon, Pa. 16652  
814-643-3270 or 814-643-4231

**INDIANA COUNTY**

Indiana County Child Welfare Services  
Courthouse, 3rd Floor  
Indiana, Pa. 15701  
412-465-2661, Ext. 292

**JEFFERSON COUNTY**

Jefferson County Child Welfare Services  
Courthouse  
Brookville, Pa. 15825  
814-849-8031

**JUNIATA COUNTY**

Juniata County Children's Services  
Courthouse Annex  
Mifflintown, Pa. 17059  
717-436-8991, Ext. 224

**LACKAWANNA COUNTY**

Lackawanna County Bureau of Children's Services  
Lackawanna County Office Building  
200 Adams Avenue, Courthouse Annex, 4th Fl.  
Scranton, Pa. 18503  
717-961-6781

**LANCASTER COUNTY**

Lancaster County Bureau of Children's Services  
900 East King Street  
Lancaster, Pa. 17602  
717-299-7925

**LAWRENCE COUNTY**

Lawrence County Child Welfare Services  
417 Court St.  
New Castle, Pa. 16101  
412-658-2558

**LEBANON COUNTY**

Lebanon County Child Welfare Department  
Room 401, Municipal Building  
8th and Oak Streets  
Lebanon, Pa. 17042  
717-273-1834

**LEHIGH COUNTY**

Lehigh County Children's Bureau  
Courthouse Annex  
523 Hamilton Street  
Allentown, Pa. 18101  
15-434-9471, Ext. 271

**LUZERNE COUNTY**

Luzerne County Child Welfare Services  
54 West Union Street  
Wilkes-Barre, Pa. 18702  
717-822-4151 or 826-2258

**LYCOMING COUNTY**

Lycoming County Children's Services  
48 West Third Street  
Williamsport, Pa. 17701  
717-323-9811, Ext. 336

**McKEAN COUNTY**

Children's Services of McKean County  
Courthouse  
Smethport, Pa. 16749  
814-887-5571, Ext. 32

**MERCER COUNTY**

Mercer County Children & Youth Services  
Northwest Pennsylvania Bank & Trust Bldg.  
North Diamond Street  
P.O. Box 112  
Mercer, Pa. 16137  
412-662-3800 or 622-2703

**MIFFLIN COUNTY**

Mifflin County Child Welfare Services  
18-32 Juniata Street  
Lewistown, Pa. 17044  
717-248-3994

**MONROE COUNTY**

Children's Bureau of Monroe County  
408 Main Street  
Stroudsburg, Pa. 18360  
717-421-5341

**MONTGOMERY COUNTY**

Montgomery County Child Welfare Services  
1 Montgomery Plaza, 2nd Floor  
Norristown, Pa. 19401  
215-275-5000, Ext. 525

**MONTOUR COUNTY**

Montour County Children's Services  
Courthouse  
Danville, Pa. 17821  
717-275-1826

**NORTHAMPTON COUNTY**

Northampton County Children's Bureau  
2857 Nazareth Road  
Easton, Pa. 18042  
215-258-5321

**NORTHUMBERLAND COUNTY**

Northumberland County Children  
and Youth Services  
Courthouse Annex  
Second and Chestnut Streets  
Sunbury, Pa. 17801  
717-286-7721, Ext. 26

**PERRY COUNTY**

Perry County Child Care Service  
Courthouse Annex, Box 123  
New Bloomfield, Pa. 17068  
717-582-2131

**PHILADELPHIA COUNTY**

Philadelphia Department of Public Welfare  
Room 802, City Hall Annex  
Philadelphia, Pa. 19107  
215-686-6000

Division of Family & Child Welfare Services  
Room 801, City Hall Annex  
Philadelphia, Pa. 19107  
215-686-6037

**PIKE COUNTY**

Pike County Child Welfare Services  
410 Broad St., Courthouse Annex #1  
Milford, Pa. 18337  
717-296-6332

**POTTER COUNTY**

Potter County Children's Services  
Courthouse  
112 Main Street  
Coudersport, Pa. 16915  
814-274-8670

**SCHUYLKILL COUNTY**

Schuylkill County Children's Services  
118 East Norwegian Street  
Pottsville, Pa. 17901  
717-628-5635 or 462-3972

**SNYDER COUNTY**

Snyder County Children's Services  
Courthouse Annex, P.O. Box 423  
Middleburg, Pa. 17842  
717-837-0691

**SOMERSET COUNTY**

Somerset County Child Welfare Services  
134 North Center Avenue, Klatzkin Building  
P.O. Box 294  
Somerset, Pa. 15501  
814-445-7795

**SULLIVAN COUNTY**

Children's Services of Sullivan County  
132 W. Main Street  
P.O. Box 71  
Dushore, Pa. 18614  
717-928-8108

**SUSQUEHANNA COUNTY**

Susquehanna Co. Child Welfare Services  
Legion Hall  
Montrose, Pa. 18801  
717-278-3887

**TIOGA COUNTY**

Children's Services of Tioga County  
118 Main Street  
Wellsboro, Pa. 16901  
717-724-1906

**UNION COUNTY**

Union County Child Welfare Services  
Courthouse Annex, P.O. Box 262  
South Second Street  
Lewisburg, Pa. 17837  
717-524-4461, Ext. 30 or 41

**VENANGO COUNTY**

Venango Co. Child Welfare Services  
P.O. Box 231  
Franklin, Pa. 16323  
814-437-6821

**WARREN COUNTY**

Children's Services of Warren County  
Courthouse  
Warren, Pa. 16365  
814-723-7550, Ext. 63

**WASHINGTON COUNTY**

Washington Co. Child Welfare Services  
Jefferson Ct. Plaza  
Washington, Pa. 15301  
412-222-6220

**WAYNE COUNTY**

Wayne Co. Children & Youth Services  
Courthouse Annex  
Court Street  
Honesdale, Pa. 18431  
717-253-5972 or 253-5970

**WESTMORELAND COUNTY**


Westmoreland County Children's Bureau  
Courthouse Annex  
Greensburg, Pa. 15601  
412-834-2191, Ext. 220

**WYOMING COUNTY**

Wyoming County Child Welfare Services  
R.D. #4  
P.O. Box 490  
Tunkhannock, Pa. 18657  
717-836-5171

**YORK COUNTY**

Children's Services of York County  
108 Pleasant Acres Road  
R.D. 7  
York, Pa. 17402  
717-755-1911



Bureau of Public Education  
Department of Public Welfare

## CHILD ABUSE FILMS

*The following films dealing with child abuse and/or serious neglect are available from the Audio-Visual Section, Bureau of Public Education, Department of Public Welfare, P.O. Box 2675, Harrisburg 17120. A charge of \$2.00 per film covers mailing costs.*

### CHILD ABUSE: CRADLE OF VIOLENCE

A powerful 20 minute documentary. The message is told by the quiet recollections of self-controlled mothers and fathers who recall with a new-found positive emotion what it was like to abuse their children. They're not actors, but parents who relate their true stories of the problems that led to their abuse, how they got help, and what they're like now. They continually suggest alternatives to violent behavior with children.

### THE WAR OF THE EGGS

This 27-minute color film deals with child abuse and focuses on the reactions of abusing parents. Following a quarrel between the couple, the wife badly injures their two-year old son. While the child undergoes emergency surgery, a hospital psychiatrist tries to help. Under his gentle questioning, the couple's denials and defenses begin to crumble, and they are brought face to face with their basic problem -- self-hatred. Painfully, husband and wife open up to each other and accept responsibility for what they have done and turn for help.

### FRAGILE, HANDLE WITH CARE

Narrated by Bill Cosby, this film's message is that one of every ten families is involved at some time with child abuse. Several incidents of child abuse are portrayed, depicting parents who step over the line between discipline and child abuse, and whose children bear the brunt of their loss or lack of self control. Protective Services help through temporary shelter, foster homes, hotlines and counseling aid in the breaking of the cycle of child abuse and attempt to preserve the family.

### THE BATTERED CHILD

A documentary study of child abuse based on the book of the same name by Drs. C. Henry Kempe and Roy E. Helfer. These doctors head a team consisting of psychiatrists, pediatricians and social workers at the University of Colorado Medical Center who study the causes of physical child abuse and treat children who are affected emotionally by having been abused either physically or mentally. The theme of the film centers on the premise that mental illness evidenced by parents who abused children is as real as the consequent suffering of the children. Therefore these parents may need psychiatric therapy rather than penal action.

### THE NEGLECTED

Through the eyes of a Child Protective Services Agency supervisor, and staff members, the viewers are taken into the homes of several families where neglect of children has resulted in action by the agency. The film focuses on two families, showing the interaction of the caseworker and the family in the long and difficult effort to provide solutions to some of their serious basic problems.

**ARE YOU CONCERNED ABOUT THE PROBLEM OF CHILD ABUSE?  
IF YOUR ORGANIZATION IS LOOKING FOR A VERY SPECIAL PRO-  
JECT, MAY WE SUGGEST THAT THEY CONSIDER CHILD ABUSE.  
THE THOUSANDS OF CHILDREN WHO ARE INJURED EACH YEAR  
WILL THANK YOU FOR YOUR HELP.**

*The Department of Public Welfare, Bureau of Public Education, will be happy to help you plan a program. Materials of many sizes and types, explaining all the aspects of Child Abuse and neglect, are available.*

**THE CHILD ABUSE PREVENTION KIT** — This kit contains information on child abuse, how CHILDLINE works, samples of available posters, flyers, brochures and educational material on child abuse. An order blank is included.

**THE CHALLENGE** — May/June 1976. Bi-monthly publication of the Department. This issue is devoted entirely to child abuse - the problem, the implications, the help, and resource information.

**ACT 124 (Child Protective Services Act)** and its accompanying regulations detail the entire law which was enacted in November 1975. Copies of both are available.

**CHILDLINE TELEPHONE STICKERS** — Green and white peel-off stickers, 3½ inches x 1 inch. Suitable for attachment to telephones, literature and any other innovative use that your organization might come up with.

**BOOKMARKS** — 8½ x 2 inch wide heavy stock illustrated markers printed with CHILDLINE information are available in five different colors. "The world is poorer when a child is neglected or abused."

**1976 CHILD ABUSE REPORT** — This official report details the child abuse statistics on a county-by-county basis. A complete background on the Child Abuse program is included.

**YOU MUST HELP** — This brochure is specifically geared to persons in those professions which are mandated by the Pennsylvania Child Abuse Law to report any incident of abuse and neglect.

**IT ISN'T EASY BEING A PARENT** — Directed towards parents, this pamphlet explains what helps are available in Pennsylvania for parents who feel they need assistance in order to avoid abusing their children.

**FOR SAMPLE COPIES, WRITE**

Child Abuse Prevention Campaign  
Bureau of Public Education  
Department of Public Welfare  
P.O. Box 2675  
Harrisburg, PA 17120

## NOTES



## NOTES

**END**